

OLB TERRELL SUGGS

- Pro Bowl (7th)
- Team MVP

ILB C.J. MOSLEY

- Pro Bowl (3rd)
- 2nd-Team All-Pro

S ERIC WEDDLE

- Pro Bowl (5th)
- All-AFC Team



2017 BALTIMORE



SEASON REVIEW

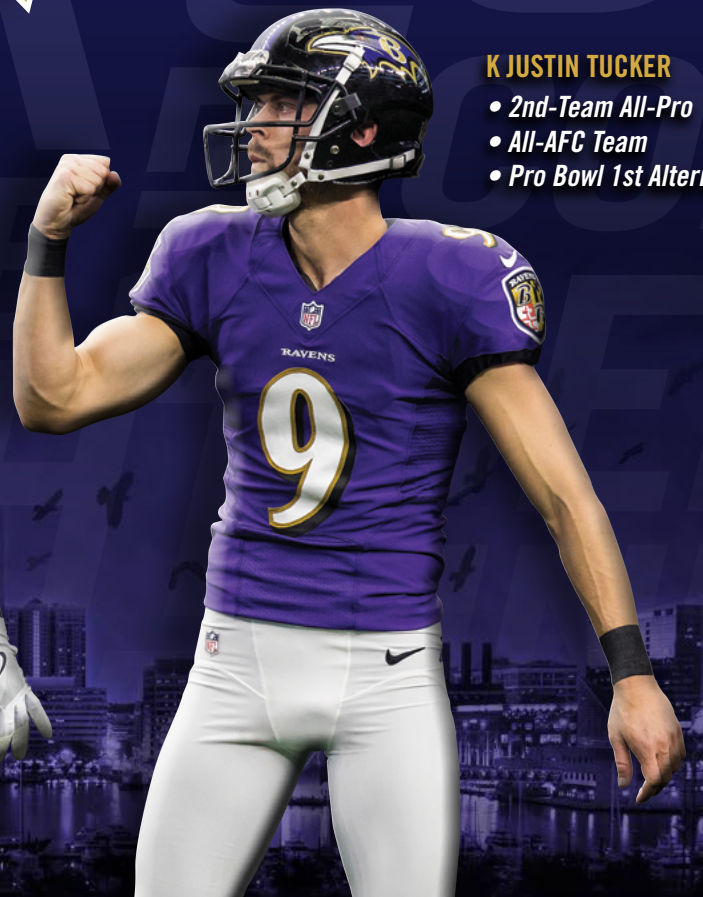
TE BENJAMIN WATSON

- Bart Starr Award Winner
- Walter Payton NFL Man of the Year Finalist



K JUSTIN TUCKER

- 2nd-Team All-Pro
- All-AFC Team
- Pro Bowl 1st Alternate



2017 HIGHLIGHTS



THERE'S A FOUNDATION.

In 2017, Baltimore's defense recorded NFL bests in both takeaways (turnovers forced) and interceptions.

MOST INTERCEPTIONS

1. Baltimore22
2. Jacksonville21
3. New Orleans20

MOST TURNOVERS FORCED

1. Baltimore34
2. Jacksonville33
3. Detroit32



57 C.J. MOSLEY



5 JOE FLACCO

Over the last NINE games of 2017, Baltimore scored the NFL's 2nd-most points per contest. Here are key rankings by the Ravens over the final nine games:

CATEGORY	STAT	RANK
Total Points Per Game	29.4	2
Offensive Points Per Game	26.4	4
Fewest Turnovers (giveaways)	5	1
Sacks Allowed	10	2

FINAL SEASON RANKINGS:

- 24.7 total PPG (9th)
- 21.8 offensive PPG (10th)
- 17 turnovers (7th, tied)
- 27 sacks allowed (7th, tied)



9 JUSTIN TUCKER

Terrell Suggs continued to play at an amazingly high level, bolstering what could be a Hall of Fame career.

11

Sacks in 2017
Tied for No. 11
in the NFL

125.5

Career Sacks
Rank No. 2 Among
Active NFL Players

907

Career Tackles
Rank No. 2 in
Ravens History



55 TERRELL SUGGS

SPECTACULAR SPECIALISTS

Football Outsiders tabbed Baltimore's special teams as the NFL's No. 1 overall unit in 2017. The Ravens' ranking is the NFL's eighth highest in a season since 1986.

- The most accurate kicker in NFL history, **Justin Tucker** connected on 34 of 37 FGAs and all 39 PATs.
- **Sam Koch** posted NFL bests in both punts inside the 10 (16) & 20 (40).
- Baltimore ranked No. 1 in kickoff return average (27.5), No. 5 in punt return average (10.1) and No. 1 in opponent KOR average (18.6).

RAVENS 2017 HONOR ROLL

C.J. Mosley

- 3rd Pro Bowl
- 2nd-Team All-Pro

Eric Weddle

- 5th Pro Bowl
- All-AFC Team

Terrell Suggs

- 7th Pro Bowl

Benjamin Watson

- Walter Payton NFL Man of Year (Finalist)
- Bart Starr NFL Award Winner

Justin Tucker

- 2nd-Team All-Pro
- All-AFC Team

NFL RANKINGS SINCE 2008



JOHN HARBAUGH ERA



JOHN HARBAUGH

TOTAL VICTORIES

1. New England Patriots....136
2. Pittsburgh Steelers..... 114
3. Green Bay Packers..... 109
- 4. BALTIMORE RAVENS.....104**
5. New Orleans Saints 101

REG. SEASON HOME WINS

1. New England Patriots..... 68
- 2. BALTIMORE RAVENS.....59**
- Green Bay Packers..... 59
4. Pittsburgh Steelers..... 58
5. New Orleans Saints 55

PLAYOFF BERTHS

1. New England Patriots 9
2. Green Bay Packers 8
3. Pittsburgh Steelers7
- 4. BALTIMORE RAVENS..... 6**
- Atlanta Falcons 6
- Cincinnati Bengals 6
- Indianapolis Colts..... 6
- Seattle Seahawks..... 6

PLAYOFF WINS

1. New England Patriots13
- 2. BALTIMORE RAVENS.....10**
3. Green Bay Packers 9
- Seattle Seahawks..... 9
5. Pittsburgh Steelers..... 8
6. Denver Broncos..... 6
- New Orleans Saints..... 6

The Ravens have produced the NFL's 4th-most total victories since John Harbaugh's 2008 Baltimore arrival.

RAVENS ON THE RISE



OLB MATTHEW JUDON

2016 5TH-ROUND PICK

2017: 17 tackles for loss, 8 sacks & 2 forced fumbles



G/T ALEX LEWIS

2016 4TH-ROUND PICK

2017: Missed season with shoulder injury



DT BRANDON WILLIAMS

2013 3RD-ROUND PICK

2017: NFL's 5th-best interior lineman vs. the run, per PFF



T RONNIE STANLEY

2016 1ST-ROUND PICK

2017: 15 games, 15 sacks allowed & 0 holding penalties



CB MARLON HUMPHREY

2017 1ST-ROUND PICK

2017: 2 INTs & NFL's 4th-best defensive passer rating

2017 RAVENS FAST FACTS:

- Baltimore committed the NFL's **3rd-fewest penalties** (91, tied, NYG). The Ravens' 32 *offensive* penalties tied (GB) for the league's fewest.
- The Ravens' 5 defensive touchdowns (3 INTs & 2 FRs) tied (Det. & Phi.) for the NFL's **2nd most** (Jax. - 7).



- The Ravens became the **5th defense in the past 30 years** to produce at least 3 shutouts in a single season.
- RB Alex Collins (left) finished with 973 rushing yards & 1,160 yards from scrimmage, adding 6 TDs.
- Collins' 4.6 ypc avg. ranked **4th** among NFL RBs who posted over 200 carries.
- The Ravens' rushing offense finished **No. 11** in the NFL (116.0 ypg), up from 2016's No. 28 ranking.



73 MARSHAL YANDA

2017: Missed final 14 games with an ankle/leg injury.

- In addition to G Marshal Yanda (above), other Ravens scheduled to return from injury in 2018 include CB Jimmy Smith (Achilles, 4 games missed), LG Alex Lewis (shoulder, 16 games), DE Brent Urban (foot, 13 games) and CB Tavon Young (knee, 16 games).



BALTIMORE RAVENS PRESS RELEASE

UNDER ARMOUR PERFORMANCE CENTER | 1 WINNING DRIVE | OWINGS MILLS, MD 21117
PH: 410-701-4000 | BALTIMORERAVENS.COM | TWITTER: @RAVENS

TWO-TIME WORLD CHAMPIONS: SUPER BOWL XXXV (2000) & SUPER BOWL XLVII (2012)

2017 OVERVIEW

GENERAL

- Winning six of its last nine games, Baltimore finished second in the AFC North with a 9-7 record in 2017, falling one game short of earning a playoff berth (lost on tiebreaker) for the seventh time in **John Harbaugh's** 10-year tenure.
- All the Ravens needed to make the 2017 playoffs was a home win over Cincinnati in Week 17. However, Baltimore's hopes were dashed when the Bengals produced a 49-yard touchdown pass on fourth-and-12 with just 44 seconds remaining to earn a hard-fought, 31-27 victory that closed out the Ravens' season in heartbreaking fashion.
- Baltimore has been incredibly close to making the playoffs the past two seasons, with the 2017 Cincinnati despair following 2016's last-second, 31-27 defeat in Week 16 at Pittsburgh, in which the Steelers captured the AFC North title from the Ravens in exhilarating form.

DEFENSE

- The Ravens produced NFL bests in interceptions (22), takeaways (34) and shutouts (3 – the most in a season since the 2003 Patriots). Additionally, Baltimore's +17 turnover differential ranked No. 1 in the NFL, while its defensive passer rating (72.4) and 5 defensive touchdowns (tied with Det. & Phi.) were each second best.
- Baltimore allowed just 18.9 points per game, which ranked sixth best in the league. It marked the seventh time during the **John Harbaugh Era** (since 2008) that the Ravens produced a Top 10 scoring "D."
- Behind Pro Bowlers **LB C.J. Mosley**, **OLB Terrell Suggs** and **S Eric Weddle**, Baltimore's defense ranked 12th overall (325.1 ypg), producing the NFL's 10th-best pass defense (213.8 ypg) and ranking 15th against the run (111.3 ypg).

OFFENSE

- Over the season's last nine games, Baltimore scored the NFL's second-most points per contest (29.4). During this span, the Ravens also ranked No. 1 in fewest giveaways (5) and No. 2 in sacks allowed (10).
- Baltimore finished the year ranking ninth overall in points per game (24.7) and seventh (tied) in both giveaways (17) and sacks allowed (27).
- **RB Alex Collins** concluded with 973 rushing yards and 1,160 yards from scrimmage, adding 6 TDs. His 4.6-yard rushing average ranked fourth among NFL RBs who posted over 200 carries. The Ravens' run game was No. 11 in the NFL (116.0 ypg), up from 2016's No. 28 ranking.

SPECIAL TEAMS

- *Football Outsiders* tabbed Baltimore's special teams as the NFL's No. 1 overall unit in 2017. The Ravens' ranking is the NFL's eighth highest in a season since 1986. In the annual special teams report from senior NFL writer Rick Gosselin, Baltimore has now ranked in the league's Top 5 for six-straight seasons (No. 4 in 2017).
- The most accurate kicker in NFL history, **K Justin Tucker** connected on 34 of 37 FGAs and all 39 PATs to earn first-alternate Pro Bowl honors.
- **P Sam Koch** posted NFL bests in both punts inside the 10 (16) & 20 (40). The 40 boots inside the 20 set a new franchise record.
- Baltimore also ranked No. 1 in kickoff return average (27.5), No. 5 in punt return average (10.1) and No. 1 in opponent KOR average (18.6).

2017 RESULTS (9-7)

Date	Opponent	Result	Score	Diff.
Sun. Sept. 10	at Cincinnati Bengals	W	20-0	+20
Sun. Sept. 17	Cleveland Browns	W	24-10	+14
Sun. Sept. 24	at Jacksonville Jaguars	L	7-44	-37
Sun. Oct. 1	Pittsburgh Steelers	L	9-26	-17
Sun. Oct. 8	at Oakland Raiders	W	30-17	+13
Sun. Oct. 15	Chicago Bears	L	24-27 (OT)	-3
Sun. Oct. 22	at Minnesota Vikings	L	16-24	-8
Thurs. Oct. 26	Miami Dolphins	W	40-0	+40
Sun. Nov. 5	at Tennessee Titans	L	20-23	-3
Sun. Nov. 19	at Green Bay Packers	W	23-0	+23
Mon. Nov. 27	Houston Texans	W	23-16	+7
Sun. Dec. 3	Detroit Lions	W	44-20	+24
Sun. Dec. 10	at Pittsburgh Steelers	L	38-39	-1
Sun. Dec. 17	at Cleveland Browns	W	27-10	+17
Sat. Dec. 23	Indianapolis Colts	W	23-16	+7
Sun. Dec. 31	Cincinnati Bengals	L	27-31	-4

2017 INJURY REPORT

- Fifteen Ravens finished on Injured Reserve, including these starters: Pro Bowl **RG Marshal Yanda** (ankle/leg, 14 games missed), **CB Jimmy Smith** (Achilles, 4 games), **LG Alex Lewis** (shoulder, 16 games), **DE Brent Urban** (foot, 13 games) and **CB Tavon Young** (knee, 16 games).
- Per *The San Diego Union-Tribune*, Baltimore had the highest average number of games missed per injury (7.7), followed by the 49ers (7.0).

2018 OPPONENTS

Home Games

Bengals, Browns, Steelers, Broncos, Raiders, Bills, Buccaneers, Saints

Away Games

Bengals, Browns, Steelers, Chiefs, Chargers, Titans, Falcons, Panthers

Note: Baltimore will play eight games against 2017 playoff teams: Steelers (twice), Bills, Chiefs, Falcons, Panthers, Saints & Titans

2018 1ST-ROUND DRAFT ORDER

Pick	Team	'17 Record	Pick	Team	'17 Record
1.	Cleveland Browns	0-16	17.	Los Angeles Chargers	9-7
2.	New York Giants	3-13	18.	Seattle Seahawks	9-7
3.	Indianapolis Colts	4-12	19.	Dallas Cowboys	9-7
4.	Cleveland (from Hou.)	4-12	20.	Detroit Lions	9-7
5.	Denver Broncos	5-11	21.	Buffalo Bills	9-7
6.	New York Jets	5-11	22.	Buffalo (from KC)	10-6
7.	Tampa Bay Buccaneers	5-11	23.	Los Angeles Rams	11-5
8.	Chicago Bears	5-11	24.	Carolina Panthers	11-5
9.	Oakland Raiders [^]	6-10	25.	Tennessee Titans	9-7
	San Francisco 49ers [^]	6-10	26.	Atlanta Falcons	10-6
11.	Miami Dolphins	6-10	27.	New Orleans Saints	11-5
12.	Cincinnati Bengals	7-9	28.	Pittsburgh Steelers	13-3
13.	Washington Redskins	7-9	29.	Jacksonville Jaguars	10-6
14.	Green Bay Packers	7-9	30.	Minnesota Vikings	13-3
15.	Arizona Cardinals	8-8	31.	New England Patriots	13-3
16.	Baltimore Ravens	9-7	32.	Philadelphia Eagles	13-3

[^] 9 & 10 to be determined by coin flip



2017 RAVENS HIGHLIGHTS

STOP & SCORE

Over the last nine games of 2017, when the Ravens posted a 6-3 record, Baltimore ranked No. 2 in the NFL in points per game (29.4). Additionally, the Ravens' points differential (+110) stood No. 2 in the league during this span.

POINTS DIFFERENTIAL (Weeks 8-17 / Last 9 Games)

1. New England . . . +133
2. Baltimore+110
3. Philadelphia +109

MOST POINTS PER GAME (Weeks 8-17 / Last 9 Games)

1. LA Rams 29.6
2. Baltimore 29.4
3. New England 29.2

2017 NUMBERS TO RAVE ABOUT

11

Sacks by **OLB Terrell Suggs**, tying for the NFL's 11th most. In an amazing 15 seasons, his 125.5 career sacks rank No. 2 (tied, Dwight Freeney) among active players, only behind Julius Peppers (154.5).

6

INTs by **S Eric Weddle**, who in 2017 tied (A.J. Bouye) for the NFL's third most. In two seasons as a Raven, Weddle has tallied 10 INTs, which rank No. 1 among all NFL safeties.

5

NFL defenders, including Ravens second-year **OLB Matthew Judon**, who posted at least 50 tackles, 15 tackles for loss, 8 sacks and 2 forced fumbles in 2017. Judon joined Jadeveon Clowney, Chandler Jones, Cameron Jordan and Von Miller in the elite group.

4

NFL ranking of 2017 rookie **CB Marlon Humphrey's** defensive passer rating (49.6), among players who were targeted a minimum of 15 times. The first-round pick also snagged 2 INTs.

1

All-time NFL ranking for **K Justin Tucker's** FG% (90.2), including a 91.9 mark (34 of 37) in 2017. Tucker made 19-straight boots to close out the season, with his lone misses coming from 58, 62 and 46 (blocked) yards.

FLACCO HEATED UP

QB Joe Flacco missed all of training camp with a back injury, but returned to start Week 1. As he eased back into football shape, his first several weeks of the season weren't up to his standards. Additionally, Flacco was adjusting to the Ravens' reshuffled offensive line, which experienced many early-season injuries, but eventually gelled to become a team strength. Below are Flacco's statistics in the final seven games, when he and Baltimore's offense began to hit its stride, and the team went 5-2.

QB JOE FLACCO'S LAST SEVEN GAMES

Opp.	Result	Att.	Cmp.	Pct.	Yds.	TD	INT	Sk	Rate
@ GB	W	28	22	78.6	183	1	1	3	90.9
vs. Hou.	W	32	20	62.5	141	0	0	1	72.5
vs. Det.	W	36	23	63.9	269	2	0	0	105.0
@ Pit.	L	35	20	57.1	269	2	1	1	88.9
@ Cle.	W	42	26	61.9	288	1	0	1	90.2
vs. Ind.	W	38	29	76.3	237	2	0	1	109.2
vs. Cin.	L	47	25	53.2	203	2	1	1	69.7
Totals	5-2	258	165	64.0	1,590	10	3	8	89.1

NO. 1 TURNOVER MARGIN

The Ravens tallied the NFL's No. 1 turnover differential (+17) in 2017. Baltimore also registered the NFL's most takeaways (34).

2017 TURNOVER DIFFERENTIAL

1. Baltimore+17
2. Kansas City+15
3. LA Chargers+12

2017 TURNOVERS FORCED

1. Baltimore 34
2. Jacksonville 33
3. Detroit 32

TOPS IN PICKS

Baltimore's defense racked up an NFL-best 22 INTs, tying (2009) for the sixth most in franchise single-season history. Pro Bowl **S Eric Weddle** led the charge, producing 6 thefts, which tied (A.J. Bouye) for third most in the NFL.

RAVENS INTERCEPTIONS (2017 Season)

Rk.	Player	INTs
1.	Eric Weddle	6
2.	Brandon Carr	4
3.	Jimmy Smith	3
4.	C.J. Mosley	2
	L. Webb, M. Humphrey . .	2

NFL INTERCEPTIONS (2017 Season)

Rk.	Team	INTs
1.	Baltimore*	22
2.	Jacksonville	21
3.	New Orleans	20
4.	Detroit/Philadelphia . .	19

* Includes 3 INT-TDs (tied for NFL high)

LIMITING THE MISTAKES

Baltimore committed the NFL's third-fewest penalties (91, tied, NYG) in 2017. (The 91 also stand as the third fewest in Ravens history.) Additionally, Baltimore's 32 *offensive* penalties in 2017 tied (GB) for the league's fewest.

FEWEST OVERALL PENALTIES (2017 Season)

1. Carolina 83
2. Tennessee 85
3. Baltimore/NYG 91

FEWEST OFFENSIVE PENALTIES (2017 Season)

1. Baltimore 32
- Green Bay 32
3. Dal., Cin., Car. 35

OPPORTUNISTIC DEFENSE

Baltimore produced the NFL's second-most defensive touchdowns (tied, Det. & Phi.) in 2017. It marked the most D-TDs by the Ravens in a single season since 2008, when they posted six.

DEFENSIVE TOUCHDOWNS / 2017 SEASON

Rk.	Team	D-TDs	INTs	FRs
1.	Jacksonville Jaguars	7	2	5
2.	Baltimore Ravens	5	3	2
	Detroit Lions	5	3	2
	Philadelphia Eagles	5	1	4

SHUTOUT CITY

The Ravens have posted an NFL-high 13 shutouts since their 1996 inception, a mark that includes three opponent "blankings" in 2017. Baltimore is the fifth team – and first since 2003 (NE) – in the past 30 years to record at least three shutouts in a season.

MOST SHUTOUTS

(Since 1996 / Ravens' Inception)	
Rk.	Team
1.	Baltimore Ravens 13
2.	San Francisco 49ers 11
	Seattle Seahawks 11
4.	New England Patriots . . 10
5.	Pittsburgh Steelers 10

MOST SHUTOUTS IN A SEASON (Past 30 Years)

Rk.	Team	Shutouts
1.	Baltimore (2000)	4
2.	Baltimore (2017)	3
	New England (2003)	3
	San Francisco (2001)	3
	Washington (1991)	3



2017 / 2018 RAVENS INFORMATION

2017 FINAL RANKINGS

DEFENSE

Category	Stats	Rank
Total Defense	325.1	12
Rush Defense	111.3	15
Pass Defense	213.8	10
Points Per Game	18.9	6
3rd-Down Def. %	36.9	10
4th-Down Def. %	37.5	11
Red Zone Def. (TD%)	48.9	11

OFFENSE

Category	Stats	Rank
Total Offense	305.4	27
Rush Offense	116.0	11
Pass Offense	189.4	29
Points Per Game	24.7	9
3rd-Down Off. %	34.1	27
4th-Down Off. %	62.5	4
Red Zone Off. (TD%)	57.7	10

TEAM

Category	Stats	Rank
Turnover Ratio	+17	1
Penalties	91	3t
Penalty Yards	749	3

2017 TALE OF THE TAPE

Category	Stat	Category	Stat
Record	9-7	Time of Poss. Avg.	30:38
Best Streak	Won 3	KOR Avg. For.	27.5
Points Scored	395	KOR Avg. Against	18.6
TDs Scored	42	PR Avg. For.	10.1
Rushing TDs Scored	14	PR Avg. Against	8.1
Passing TDs Scored	20	Sacks	41
TDs on Returns	8	Sacks Allowed	27
Points Against	303	Interceptions	22
TDs Allowed	32	Interceptions Thrown	13
Rushing TDs Allowed	12	Fumbles Lost/Recovered	4/12
Passing TDs Allowed	18	Penalties	91
TDs on Returns Allowed	2	Penalty Yards	749

2017 TEAM LEADERS

PASSING YARDS (TDs/INTs)

Joe Flacco 3,141 (18/13)

RUSHING YARDS (YPC)

Alex Collins 973 (4.6)

Javorius Allen 591 (3.9)

Terrance West 138 (3.5)

RECEIVING YARDS (CATCHES)

Mike Wallace 748 (52)

Benjamin Watson 522 (61)

Jeremy Maclin 440 (40)

POINTS

Justin Tucker 141

Javorius Allen 36

Alex Collins 36

INTERCEPTIONS (YARDS)

Eric Weddle 6 (85)

Brandon Carr 4 (57)

SACKS (YARDS)

Terrell Suggs 11 (-71.5)

Matthew Judon 8 (-70)

W. Henry/Z. Smith 3.5 (n/a)

TOTAL TACKLES (SOLO)

C.J. Mosley 132 (96)

Patrick Onwuasor 88 (65)

Tony Jefferson 79 (56)

GROSS PUNTING (NET)

Sam Koch 44.8 (40.3)

FIELD GOALS (PCT.)

Justin Tucker 34/37 (91.9)

PUNT RETURN YARDS

Michael Campanaro 291 (10.8)

KICKOFF RETURN YARDS

Chris Moore 346 (26.6)

2017 AFC NORTH STANDINGS

Teams	W	L	T	Home	Road	Div.	Con.	PF	PA
Pittsburgh	13	3	0	6-2	7-1	6-0	10-2	406	308
Baltimore	9	7	0	5-3	4-4	3-3	7-5	395	303
Cincinnati	7	9	0	4-4	3-5	3-3	6-6	290	349
Cleveland	0	16	0	0-8	0-8	0-6	0-12	234	410

2018 COACHING CHANGES

- The Ravens promoted **Don "Wink" Martindale** to defensive coordinator, **Mike Macdonald** to linebackers coach and **Sterling Lucas** to quality control – defense. The moves came following the departure of former defensive coordinator Dean Pees, who originally retired following the season, but later decided to return to coaching as Tennessee's defensive coordinator.

- Martindale, 54, enters his seventh year with the Ravens after serving as LBs coach from 2016-17 and ILBs coach from 2012-15. Under his guidance, **LB C.J. Mosley** has developed into one of the NFL's top defenders, earning three Pro Bowls in his first four seasons.

- The Ravens also hired **James Urban** as their quarterbacks coach, while **Greg Roman** was promoted to assistant head coach. Urban spent the past seven years as the Bengals' wide receivers coach. Prior to that, he was the Philadelphia Eagles' quarterbacks coach in 2009 and 2010, when he helped direct Pro Bowl seasons for Donovan McNabb ('09) and Michael Vick ('10).

- Roman, who was hired by the Ravens in 2017 as the team's senior offensive assistant/tight ends coach, will continue his work coaching the TEs.

2017 SEASON HONORS

OLB TYUS BOWSER

- Pepsi Rookie of the Week (Week 2 vs. Cle.)

WR/RS MICHAEL CAMPANARO

- PFWA All-AFC (punt returner)

G/T JERMAINE ELUEMUNOR

- PFWA All-Rookie Team

OLB MATTHEW JUDON

- AFC Defensive Player of the Week (Week 11 at GB)

P SAM KOCH

- AFC Special Teams POW (Week 12 vs. Hou. & Week 15 at Cle.)

LB C.J. MOSLEY

- Pro Bowl (third selection)
- Associated Press second-team All-Pro
- PFWA All-AFC



OLB TERRELL SUGGS

- Pro Bowl (seventh selection)
- Team MVP (by Baltimore media)



K JUSTIN TUCKER

- Pro Bowl first-alternate
- Associated Press second-team All-Pro
- PFWA All-AFC
- AFC Special Teams Player of the Month (November)

TE BENJAMIN WATSON

- Bart Starr NFL Award Winner
- Walter Payton NFL Man of the Year Finalist

S ERIC WEDDLE

- Pro Bowl (fifth selection)
- PFWA All-AFC
- AFC Defensive Player of the Week (Week 13 vs. Det.)





RAVENS WINNING WAYS

TOP FRANCHISES / SINCE 2000

TOTAL WINS

1. New England Patriots . . . 241
2. Pittsburgh Steelers . . . 203
3. Indianapolis Colts . . . 192
4. Green Bay Packers . . . 190
5. Philadelphia Eagles . . . 185
- 6. BALTIMORE RAVENS . . . 181**

SUPER BOWL BERTHS

1. New England Patriots . . . 8
2. New York Giants 3
- Pittsburgh Steelers 3
- Seattle Seahawks 3
- 5. BALTIMORE RAVENS 2**
- Car., Den., Ind., Phi. 2

SUPER BOWL TITLES

1. New England Patriots . . . 5
- 2. BALTIMORE RAVENS 2**
- New York Giants 2
- Pittsburgh Steelers 2
- Den., GB, Ind., 1
- NO, Phi., Sea., TB 1

CONF. TITLE GAMES

1. New England Patriots . . 12
- Philadelphia Eagles 6
- Pittsburgh Steelers 6
- 4. BALTIMORE RAVENS 4**
- Green Bay Packers 4
- Indianapolis Colts 4

WINNING SEASONS

1. New England Patriots . . 17
- Green Bay, Pittsburgh . . 14
- Indianapolis Colts 13
- 5. Baltimore Ravens 12**
- Philadelphia, Seattle 12

PLAYOFF BERTHS

1. New England Patriots . . 15
- Green Bay, Indianapolis . . 13
- Pittsburgh Steelers 12
- Philadelphia, Seattle . . 11
- 7. BALTIMORE RAVENS 10**

PLAYOFF GAMES

1. New England Patriots . . 37
- Pittsburgh Steelers 25
- Green Bay Packers 24
- Indianapolis Colts 24
- 5. BAL., Phi., Sea. 23**

PLAYOFF WINS

1. New England Patriots . . 27
- 2. BALTIMORE RAVENS . . . 15**
- Pittsburgh Steelers 15
- Philadelphia Eagles . . . 13
- Seattle Seahawks 13

SUPER BOWL CHAMPIONS



LB Ray Lewis - 2000 Super Bowl XXXV MVP

In a magnificent effort showcasing thrilling performances by their defense, offense and special teams units, the Baltimore Ravens won Super Bowl XXXV with a 34-7 victory over the New York Giants. Allowing the Giants a meager 152 total net yards, New York's attack crossed midfield just twice, while Baltimore's "D" posted 4 INTs. LB Ray Lewis was named the game's MVP, capping an accolade-filled season in which he was also tabbed the NFL's Defensive Player of the Year.



QB Joe Flacco - 2012 Super Bowl XLVII MVP

Baltimore defeated San Francisco, 34-31, in Super Bowl XLVII, capturing the franchise's second World Championship. After an amazing first-half performance, the Ravens took a commanding 28-6 lead. But following a bizarre, 34-minute power outage that halted play, the 49ers stormed back into contention. Clinging to a 34-29 edge late in the game, the Ravens stood firm on a pivotal goal-line stand, jamming SF on four-straight plays inside the 7-yard line. QB Joe Flacco was named the game's MVP.

PLAYOFF PERFORMERS

PLAYOFF WINNING PERCENTAGE (Since 1970 Merger)

Rk.	Team	Record	Pct.
1.	BALTIMORE RAVENS**	15-8	.652
2.	New England Patriots****	33-19	.635
3.	New York Giants****	20-12	.625
4.	San Francisco 49ers*****	30-19	.612
5.	Pittsburgh Steelers*****	36-24	.600

* Number of Super Bowl Titles

JOHN HARBAUGH ERA (SINCE 2008)

PLAYOFF BERTHS

1. New England Patriots . . . 9
- Green Bay Packers 8
- Pittsburgh Steelers 7
- 4. BALTIMORE RAVENS 6**
- Atlanta Falcons 6
- Cincinnati Bengals 6
- Indianapolis Colts 6
- Seattle Seahawks 6

TOTAL WINS

1. New England Patriots . . 136
- Pittsburgh Steelers . . . 114
- Green Bay Packers . . . 109
- 4. BALTIMORE RAVENS . . 104**
- New Orleans Saints . . 101
- Atlanta Falcons 99
- Denver Broncos 98

PLAYOFF WINS

1. New England Patriots . . 13
- 2. BALTIMORE RAVENS . . . 10**
- Green Bay Packers 9
- Seattle Seahawks 9
- Pittsburgh Steelers 8

PLAYOFF GAMES

1. New England Patriots . . 20
- Green Bay Packers 16
- 3. BALTIMORE RAVENS . . . 15**
- Pittsburgh Steelers . . . 14
- Seattle Seahawks 14

AFC TITLE GAMES

1. New England Patriots . . . 7
- 2. BALTIMORE RAVENS 3**
- Pittsburgh Steelers 3
- Denver Broncos 2
- Indianapolis Colts 2
- New York Jets 2

PLAYOFF ROAD WINS

- 1. BALTIMORE RAVENS 7**
- Green Bay Packers 5
- New York Jets 4
- San Francisco 49ers 3
- NY Giants, Philadelphia . . 2
- Pittsburgh, Seattle 2

REG. SEASON WINS

1. New England Patriots . . 123
- Pittsburgh Steelers . . . 106
- Green Bay Packers . . . 100
- Atlanta Falcons 95
- New Orleans Saints 95
- 6. BALTIMORE RAVENS . . . 94**
- Denver Broncos 92

REG. SEASON HOME WINS

1. New England Patriots . . 68
- 2. BALTIMORE RAVENS . . . 59**
- Green Bay Packers 59
- Pittsburgh Steelers 58
- New Orleans Saints 55
- Minnesota Vikings 54
- Atlanta, Seattle 53

SUPER BOWL SUCCESS

The Baltimore Ravens are one of four franchises (New England, NY Giants and Pittsburgh) to win multiple Super Bowls since 2000.



HEAD COACH JOHN HARBAUGH

ALL-TIME RAVENS COACHING RECORDS

John Harbaugh is the third head coach in Baltimore Ravens history. He is the franchise's all-time winningest coach (104 total victories), with Brian Billick (85) ranking second.

SEASONS
RAVENS: 10
NFL: 20

Coach	Seasons	Reg. Season	Playoffs	Total
John Harbaugh	2008-17	94-66	10-5	104-71
Brian Billick	1999-2007	80-64	5-3	85-67
Ted Marchibroda	1996-98	16-31-1	n/a	16-31-1



HARBAUGH HEAD COACHING RECORDS (2008-17)

- Overall Career Record . . . 104-71
 - Regular Season Record . . . 94-66
 - at Home 59-21
 - on Road 35-45
 - vs. AFC 71-49
 - vs. AFC North 37-23
 - vs. NFC 23-17
 - Playoffs Record 10-5
 - Home Playoff Games 2-0
 - Road Playoff Games 7-5
 - Super Bowl Record* 1-0
- * Win over 49ers (2012 season)

RAVENS WINS UNDER HARBAUGH

Including playoffs (10-5), the Ravens are 104-71 since **John Harbaugh's** 2008 arrival, posting the NFL's fourth-most victories.

TOTAL NFL WINS / INCLUDING PLAYOFFS / SINCE 2008

Rk.	Team	Total Wins
1.	New England Patriots	136
2.	Pittsburgh Steelers	114
3.	Green Bay Packers	109
4.	Baltimore Ravens	104
5.	New Orleans Saints	101

HARBAUGH SEASON-BY-SEASON

Year	Record	Playoffs (Result)
2017	9-7	No Playoff Berth
2016	8-8	No Playoff Berth
2015	5-11	No Playoff Berth
2014	10-6	1-1 (Advanced to Divisional Round)
2013	8-8	No Playoff Berth
2012	10-6	4-0 (Won Super Bowl XLVII)
2011	12-4	1-1 (Advanced to AFC Championship)
2010	12-4	1-1 (Advanced to Divisional Round)
2009	9-7	1-1 (Advanced to Divisional Round)
2008	11-5	2-1 (Advanced to AFC Championship)

HARBS IS HISTORICALLY GOOD

MOST PLAYOFF WINS BY A COACH / FIRST 10 SEASONS (Since 1970 Merger)

Coach (Team)	Playoff Wins	Seasons
Joe Gibbs (Was.)	12	1981-90
Chuck Knoll (Pit.)	11	1968-78
John Harbaugh (Bal.)	10	2008-17
Bill Belichick (Cle. & NE)	10	1991-95, 2000-04
Andy Reid (Phi.)	10	1999-2008
George Seifert (SF, Car.)	10	1989-96, '99-'00
Bill Walsh (SF)	10	1979-88

THE HARBAUGH FILE

John Harbaugh has led the Ravens to a playoff berth in six (2008-12 & 2014) of his 10 seasons in Baltimore, and in 2012, captured the franchise's second Super Bowl title. Under "Harbs," the Ravens have secured an appearance in three AFC Championships (2008, 2011 & 2012).

Here are several Harbaugh quick hits:

- The Ravens are one of only eight teams (NE – 9; GB – 8; Pit. – 7; Atl., Bal., Cin., Ind. & Sea. – 6) to earn at least six postseason berths in the last 10 years. (Baltimore has won at least one game in each of those playoff campaigns.)
- The Ravens' 10 playoff wins since 2008 rank second only to New England's 13.
- "Harbs" is the only head coach in NFL history to win a playoff game in each of his first four and five seasons.
- John and his brother, Jim (formerly of the 49ers), are the only head coaches to advance to three conference title games in the first five years as NFL bosses.
- Harbaugh is the only coach in NFL history to win a playoff game in six of the first seven seasons of a coaching career.
- In 2012, Harbaugh became the third coach (with Bill Cowher & Chuck Knox) since the 1970 merger to guide his team to the playoffs in each of his first five seasons.
- Harbaugh owns the third-most playoff wins (10, tied) by a coach in his first 10 seasons (since the 1970 merger).
- With the Ravens' 2014 playoff berth, Harbaugh became one of eight coaches in NFL history to make the postseason in six of their first seven seasons coaching.
- For coaches to make the playoffs in at least six of their first 10 years, "Harbs" is one of five active coaches to do so (Pete Carroll, Mike McCarthy, Andy Reid & Mike Tomlin).
- Harbaugh, Tom Landry (Dal.) and Tom Coughlin (Jax./NYG) own the most road playoff wins (7) by a HC in NFL history.



HEAD COACH JOHN HARBAUGH

ACTIVE HEAD COACH WINNING PERCENTAGE

John Harbaugh owns the sixth-best winning percentage (.594) among active coaches, compiling a 104-71 record (including playoffs). For coaches who've coached a minimum of 90 games, Harbaugh's record is fifth best.

ACTIVE HEAD COACHES / CAREER WINNING PERCENTAGE (Totals Include Regular Season and Playoff Games / Min. 50 Games)

Rk.	Coach	Team	Seasons	Record	Pct.
1.	Bill Belichick	Cle./NE	1991-95, 2000-17	278-129	.683
2.	Mike Tomlin	Steelers	2007-17	124-67	.649
3.	Mike McCarthy	Packers	2006-17	131-78-1	.626
4.	Mike Zimmer	Vikings	2014-17	40-27	.597
5.	Sean Payton	Saints	2006-17	112-76	.596
6.	John Harbaugh	Ravens	2008-17	104-71	.594
7.	Andy Reid	Phi./KC	1999-2017	194-133-1	.593
8.	Pete Carroll	NYJ/NE/Sea.	'94, '97-99, '10-17	122-86-1	.586

TRENDS UNDER HARBS

On grass.	38-29
Artificial turf	56-37
September.	22-11
October	16-22
November	30-12
December	23-19
January	3-2
Leading at halftime	75-17
Leading after 3 quarters	83-15
When scoring first.	70-20
Positive or even turnover ratio.	75-27
Scoring 20 or more points	77-28
Scoring 30 or more points	35-5
Totaling 350 or more net yards.	49-23
Rushing for 150 or more yards	28-6
Holding opp. under 250 net yards	32-6
Holding opp. under 21 points.	77-14
Holding opp. under 15 points.	56-6

POSTSEASON SUCCESS: ACTIVE COACHES

PLAYOFFS WIN PERCENTAGE (Min. 5 Games)

Rk.	Coach	Rec.	Pct.
1.	Bill Belichick	28-11	.718
2.	John Harbaugh	10-5	.667
3.	Dan Quinn	3-2	.600
4.	Pete Carroll	10-7	.588
5.	Sean Payton	7-5	.583

SUPER BOWL TITLES

1. Bill Belichick	5
2. John Harbaugh	1
Pete Carroll	1
Mike McCarthy	1
Sean Payton.	1
Doug Pederson	1
Mike Tomlin.	1

HARBAUGH'S PATH TO THE NFL

Team	Position	Years
Baltimore Ravens	Head Coach	2008-18
Philadelphia Eagles	Secondary	2007
Philadelphia Eagles	Special Teams Coord.	1998-2006
Indiana University	DBs/Special Teams Coord.	1997
University of Cincinnati	Assistant Head Coach	1995-96
University of Cincinnati	TEs/OLBs/RBs/Special Teams	1989-94
Morehead State	DBs/ST Coord./S&C Coach	1988
University of Pittsburgh	Tight Ends	1987
Western Michigan	Graduate Assistant	1984-86

RAVENS UNDER HARBAUGH: SINCE 2008



AFC TITLE GAMES
(2nd Most - tied, Pit.)



ROAD PLAYOFF WINS
(NFL High)



PLAYOFF WINS
(2nd Most, NE - 13)



WINS AT HOME
(2nd Most - tied, GB)



TOTAL VICTORIES
(4th Most)



"John is the best coach I know, the best I've ever come across or competed against. I'm envious of the grasp he has of the entire game. I think offensively and with quarterback play, I'm right there with him. But I've got a ways to go in terms of special teams and understanding defense the way he does. I'm half as good as John is, but I'm trying."

- Jim Harbaugh on his brother, John



JERRY ROSBURG & SPECIAL TEAMS NOTES



ROSBURG LEADS RAVENS SPECIALISTS

SEASONS
RAVENS: 10
NFL: 17

Special teams coordinator/associate head coach **Jerry Rosburg** has guided a stellar special teams group since arriving in Baltimore in 2008. Below are several standout notes about the coach and his successful group of specialists.

SIX PRO BOWLERS

• Six Ravens have earned eight combined Pro Bowl honors while playing for Rosburg: ST **Brendon Ayanbadejo** (2008), K **Billy Cundiff** (2010), RS **Jacoby Jones** (2012), K **Justin Tucker** (2013 & 2016), LS **Morgan Cox** (2015 & 2016) and P **Sam Koch** (2015).

PRIME KICKER & PUNTER

• Two-time Pro Bowl **K Justin Tucker**, who Rosburg scouted and helped sign as a rookie free agent, owns the NFL's most FGs (202) since entering the NFL in 2012. With an 90.2% career success mark, "Tuck" is the most accurate kicker in league history (202-of-224 on FGAs). Earning his first Pro Bowl nod in 2015, **P Sam Koch's** 46.7 gross average ranked No. 9 in the NFL that season, while his 42.9 net average was No. 2. In 2017, Koch led the NFL in both punts inside the 10 (16) and inside the 20 (a franchise-record 40).

RAVENS' BIG RETURNS

• Led by Pro Bowl RS **Jacoby Jones** in the 2012 Super Bowl season, Baltimore ranked first in the NFL in KOR average (27.3). Jones, who became the first player ever to record dual KORs of at least 105 yards in a career, tied for a league-leading 3 kick return TDs (2 KORs & 1 PR). He also tied an NFL record for longest KOR in a Super Bowl with his 108-yard KOR-TD. (In 2014's game at Pit., he added another 108-yarder to his resume, marking 4 total KOR-TDs over 100 yards in his career.)

2017: RAVENS RETURN GAMES SOARS IN WEEK 6 vs. CHICAGO

• In Week 6 vs. Chicago, for the first time in franchise history, the Ravens returned a kickoff and punt return for a TD in the same game. RB **Bobby Rainey Jr.** posted a 96-yard KOR-TD, while WR **Michael Campanaro** registered a 77-yard PR-TD. The Ravens became the first NFL team to have KOR and PR touchdowns in the same game since 2013, when Detroit and Kansas City each accomplished the feat on 12/8/13.

BALTIMORE BLOCK PARTY

Since 2014, the Ravens have produced the NFL's second-most blocked kicks (13, tied), including an NFL-high (tied) 4 in 2016.

MOST BLOCKED KICKS (Since 2014)			MOST BLOCKED KICKS (2016 Season)		
Rk.	Team	Blocks	Rk.	Team	Blocks
1.	Philadelphia	15	1.	Baltimore	4
2.	Baltimore	13		Miami	4
	Miami	13	3.	Five Teams	3

RAVENS' 13 BLOCKS: BREAKDOWN (SINCE 2014)

Total Blocks	13	1st Qtr.	3	When Losing	8
FG Blocks	7	2nd Qtr.	1	When Winning	3
PAT Blocks	3	3rd Qtr.	3	When Tied	2
Punt Blocks	3	4th Qtr.	6	Record w/ Block	.8-5

202
J. Tucker FGs Made
NFL's Most Since '12

811
J. Tucker Points Scored
NFL's Second Most Since 2012

90.2
J. Tucker Career FG %
Best in NFL History

5
Ravens Kickoff Return TDs
NFL's Second Most Since 2011

10
Ravens Total Kick Return TDs
NFL's Second Most (tied, KC) Since 2011

SIX STRAIGHT IN THE TOP 5

In the past six seasons (2012-17), the Ravens' special teams units have consistently been acknowledged as one of the league's best. In the annual special teams report from senior NFL writer Rick Gosselin, Baltimore has ranked in the NFL's Top 5 for six-straight seasons. (Gosselin's report is recognized by NFL teams as a special teams measuring stick.)

RAVENS SPECIAL TEAMS RANKINGS IN RICK GOSSELIN'S ANNUAL REPORT (Past Six Seasons)

Season	Ranking
2017	4th
2016	5th
2015	1st
2014	5th
2013	5th
2012	2nd

No other NFL team has been in the Top 5 in each of the past six seasons.

TOP KOR AVERAGE

Since 2008, when **Jerry Rosburg** became the Ravens' ST coordinator, Baltimore owns the NFL's No. 1 KOR average (25.4).

NFL KICKOFF RETURN AVERAGE (Since 2008 / Rosburg's Baltimore Tenure)

Rk.	Team	KOR	Yards	Avg.	Long	TDs
1.	Baltimore Ravens	444	11,263	25.4	108t	7
2.	Minnesota Vikings	498	12,222	24.5	109t	10
3.	Atlanta Falcons	376	9,023	24.0	102t	1
4.	Seattle Seahawks	461	10,949	23.8	105t	5
5.	New York Jets	497	11,768	23.7	107t	6



MARTY MORNHINWEG & OFFENSIVE NOTES

MARTY MANS THE OFFENSE


Marty Mornhinweg was elevated to offensive coordinator on Oct. 10, 2016. A 23-year NFL coaching veteran, Mornhinweg, who joined Baltimore as QBs coach in 2015, is a former head coach of the Lions (2001-02). He has also served as offensive coordinator for the New York Jets (2013-14), Philadelphia Eagles (2004-12) and San Francisco 49ers (1997-2000).

FIVE PRO BOWLERS

- Throughout his NFL coaching career, five quarterbacks have earned Pro Bowl honors under Mornhinweg's direction: Michael Vick, Donovan McNabb, Steve Young, Jeff Garcia and Brett Favre.

SEASONS

RAVENS: 3
NFL: 23



MARTY'S NFL COORDINATOR ROLES

1997-2000: 49ers – Offensive Coordinator/QBs Coach

- During this span, SF offense ranked third in total net yards (364.6 ypg), including third in rushing (131.4 ypg) and fifth in passing (233.2 ypg).
- In 1999, the 49ers boasted the NFL's No. 1 rush offense (130.9 ypg).
- In 1998, SF offense ranked No. 1 in the NFL (425.0 ypg), including first in rushing (159.0 ypg) and second in passing (266.0 ypg).

2004-12: Eagles – Offensive Coordinator/Asst. Head Coach

- Under Mornhinweg, 10 offensive players earned a total of 17 Pro Bowl honors. Philly set a then-franchise best with 6,386 total net yards in 2011.
- In his first season (2004) guiding the offense, Philadelphia advanced to Super Bowl XXXIX.

2013-14: NY Jets – Offensive Coordinator

- Jets ranked third in the NFL rush offense (138.7 ypg) during this span.
- In 2014, helped guide a rushing attack that finished third in the NFL (142.5 ypg) behind RBs Chris Ivory and Chris Johnson.

2016-17: Baltimore Ravens – Offensive Coordinator

- In 2016, QB Joe Flacco threw for a franchise-record 4,317 yards.
- Over 2017 season's last nine games, Baltimore scored the NFL's second-most points per contest (29.4). During this span, the Ravens also ranked No. 1 in fewest giveaways (5) and No. 2 in sacks allowed (10).

TOP "O" UNDER HARBAUGH

The Ravens' Top 6 all-time single-game offensive outputs have come during the **John Harbaugh/QB Joe Flacco** Era, including a 496-yard performance vs. Miami with **Marty Mornhinweg** as O.C. in 2016.

RAVENS TOP TOTAL NET YARDS (Single-Game History)

Yards	Game/Date	Results
553	09/25/11 at STL	W, 37-7
548	12/13/09 vs. Det.	W, 48-3
533	12/23/12 vs. NYG	W, 33-14
503	09/23/12 vs. NE	W, 31-30
501	09/13/09 vs. KC	W, 38-24
496	12/04/16 vs. Mia.	W, 38-6

BALTIMORE RAVENS MOST TOTAL YARDS (Since 2012 / Past Six Years)

12/23/12 vs. NYG	533
09/23/12 vs. NE	503
12/04/16 vs. Mia.	496
09/20/15 at Oak.	493
10/12/14 at TB	475
09/28/14 vs. Car.	454

RUN GAME QUICK HITS

- ✓ Under John Harbaugh (since 2008), the Ravens have averaged the NFL's 13th-most rushing yards per game (115.3).
- ✓ Since 2008, the Ravens' 140 rushing TDs tie (Ten.) for seventh.
- ✓ Under Harbaugh, when rushing for at least 125 yards in a game, the Ravens have produced a 49-10 record. Baltimore is 28-6 when rushing for at least 150 yards during the Harbaugh Era.

RAVENS' BEST MARKS

With **Marty Mornhinweg** as a member of the Ravens' coaching staff (QB's coach in 2015 & O.C. for much of 2016), Baltimore tallied the Top 2 net passing yards seasons in team history. (The Ravens also posted the second-most net yards in team history in 2015.)

RAVENS "O" OUTPUT / SINGLE-SEASON HISTORY

NET PASSING YARDS		TOTAL NET YARDS	
Year	Yards	Year	Yards
2015	4,271	2014	5,838
2016	4,100	2015	5,749
1996	3,978	1996	5,723

PRIME PROTECTION

Since 2014 (a 64-game span), Baltimore's 103 sacks permitted tie (Oak.) for the NFL's fewest. The Ravens have allowed zero sacks in 15 games since 2014, a mark that stands as the NFL's third most.

NFL'S FEWEST SACKS ALLOWED / SINCE 2014

Rk.	Team	Sacks
1.	Baltimore Ravens	103
	Oakland Raiders	103
3.	New Orleans Saints	109

ZERO SACKS ALLOWED / GAMES / SINCE 2014

New York Giants	16
Oakland Raiders	16
Baltimore Ravens	15
Minnesota/Pittsburgh	14



4.6
RB Alex Collins' YPC
Rushing Average
(No. 8 in 2017 among RBs)



973
Rushing Yards
by RB Alex Collins
(NFL's 11th best in 2017)



29.4
Points Per Game
by Ravens from Weeks 8-17
(No. 2 in NFL in 2017)



6
2017 Games w/ at
Least 135 Rushing Yards
(5-1 record)



116.0
Rush Yards Per Game
by Ravens in 2017
(NFL's 11th best)



32
Offensive Penalties
by Ravens in 2017
(tied, GB for NFL's fewest)



DON "WINK" MARTINDALE & DEFENSIVE NOTES

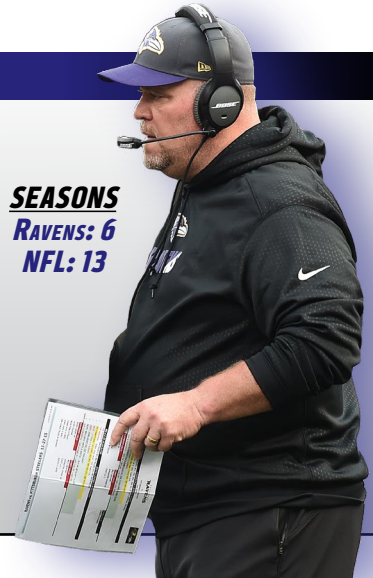
"WINK" TO LEAD THE DEFENSE

On Jan. 9, 2018, the Ravens promoted **Don "Wink" Martindale** to defensive coordinator following the retirement of Dean Pees. Martindale, 54, enters his seventh year with the Ravens after serving as LBs coach from 2016-17 and ILBs coach from 2012-15. Under his guidance, **LB C.J. Mosley** has become one of the league's top defenders, earning three Pro Bowls.

The 2018 campaign will mark Martindale's 14th season coaching in the NFL, where he has also spent time with Oakland (2004-08) and Denver (2009-10). In 2010, he served as the Broncos' defensive coordinator.

"Wink' has earned the promotion to defensive coordinator," **John Harbaugh** stated. "His aggressive mentality will serve to take our defense to new levels. He is obviously respected by players, many of whom have already benefited from his direct coaching at the linebacker position. He knows the ins and outs of what we have been about on defense and has been an important contributor to our success on that side of the ball. This is an exciting day for Wink and his family, and also one for the Ravens."

SEASONS
Ravens: 6
NFL: 13



2017 DEFENSIVE QUICK HITS

- ✓ *The Ravens produced NFL bests in INTs (22), takeaways (34) and shutouts (3 – the most in a season since the 2003 Patriots).*
- ✓ *Baltimore allowed 18.9 points per game, which ranked No. 6 in the league. It marked the seventh time during the John Harbaugh Era (2008-17) the Ravens produced a Top 10 scoring "D."*
- ✓ *The Ravens' defense ranked 12th overall (325.1 ypg), producing the NFL's 10th-best pass defense (213.8 ypg).*

SHUT 'EM DOWN

The Ravens have posted an NFL-high 13 shutouts since their 1996 inception, a mark that includes three opponent "blankings" this season. Baltimore is the fifth team – and first since 2003 (NE) – in the past 30 years to record at least three shutouts in a season.

MOST SHUTOUTS (Since 1996 / Ravens' Inception)		MOST SHUTOUTS IN A SEASON (Past 30 Years)	
Rk.	Team	Rk.	Team
1.	Baltimore Ravens13	1.	Baltimore (2000) 4
2.	San Francisco 49ers11	2.	Baltimore (2017) 3
	Seattle Seahawks11		New England (2003) 3
4.	New England Patriots . . .10		San Francisco (2001) 3
	Pittsburgh Steelers10		Washington (1991) 3

ALL-TIME RAVENS 'D' COORDINATORS

Don Martindale will look to join a long line of great Ravens defensive coordinators, four of whom have gone on to become NFL head coaches: Marvin Lewis (1996-2001), Mike Nolan (2002-04), Rex Ryan (2005-08) and Chuck Pagano (2011).

RAVENS ALL-TIME DEFENSIVE COORDINATORS

Don Martindale (2018)	Rex Ryan (2005-08)
Dean Pees (2012-17)*	Mike Nolan (2002-04)
Chuck Pagano (2011)	Marvin Lewis (1996-2001)*
Greg Mattison (2009-10)	* Super Bowl-winning DC

TOPS IN TURNOVER MARGIN IN 2017

The Ravens tallied the NFL's most INTs (22) in 2017. Baltimore also registered the NFL's most takeaways (34).

2017 NFL INTERCEPTIONS

1. Baltimore 22
2. Jacksonville 21
3. New Orleans 20

2017 TURNOVERS FORCED

1. Baltimore 34
2. Jacksonville 33
3. Detroit 32



Ravens 2017
Defensive
Passer Rating
No. 2 in NFL



Ravens 2017
Sacks
11th Most (tied)

RAVENS "D" UNDER HARBAUGH

Don Martindale now leads a defensive unit that, during the **John Harbaugh** Era (2008-17), has been superb.

POINTS PER GAME ALLOWED

1. Pittsburgh 18.8
2. Baltimore 19.2
3. New England 19.3

TOUCHDOWNS ALLOWED

1. Baltimore 322
2. Pittsburgh 324
3. Seattle 335

TOTAL NET YARDS ALLOWED

1. Pittsburgh 307.0
2. Baltimore 317.7
3. NY Jets 318.4

OPPONENT PASSER RATING

1. Baltimore 79.2
2. Cincinnati 80.4
3. Buffalo 80.7

RUSHING YARDS ALLOWED

1. Pittsburgh 93.6
2. Baltimore 98.2
3. Min./NYJ 101.1

THIRD-DOWN DEFENSE

1. Houston 35.7
2. Denver 36.1
3. Baltimore 36.2

DEFENSIVE TOUCHDOWNS / 2017

Rk.	Team	D-TDs	INTs	FRs
1.	Jacksonville Jaguars	7	2	5
2.	Baltimore Ravens	5	3	2
	Detroit Lions	5	3	2
	Philadelphia Eagles	5	1	4


Ravens LB C.J. Mosley on Don "Wink" Martindale: "Wink' is a great players' coach. He'll always make sure to guide you in the right direction, and he cares more about what you do outside of football than what you do on the field. He wants to make sure you're doing the right thing at all times. He always wants the best for you. He always says, 'I treat you like my kids,' and I appreciate that. He's a great coach."



OZZIE NEWSOME / PERSONNEL NOTES

THE WIZARDRY OF OZ

SEASONS
RAVENS: 22
NFL: 40



Ozzie Newsome's legacy is unlike any the game has seen. Known throughout all of sports as a premier leader, Newsome is a Hall of Fame player, the architect of Baltimore's 2000 and 2012 Super Bowl championship teams and an elite personnel evaluator who became the NFL's first African American GM.

OZZIE NEWSOME CAREER SNAPSHOT

- NFL's first African American General Manager (promoted in 2002)
- Architect of Ravens 2000 & 2012 Super Bowl Championship Teams
- NFL Executive of the Year (2000)
- Pro Football Hall of Fame (class of 1999)
- State of Alabama Hall of Fame (class of 1995)
- National Football Foundation College Hall of Fame and NCAA Hall of Fame (class of 1994)
- 13-Year NFL Tight End with Cleveland Browns (1978-90)
- Three-Time Pro Bowler (1981, 1984-85)
- Four-Time Cleveland Touchdown Club Offensive Player of the Year
- Current Member of Two Major NFL Policy-Making Groups: Competition Committee and Player Care Foundation Board

FIRST-ROUND FINDS

Led by Ozzie Newsome, the Ravens have selected 22 players in the NFL Draft's first round. These picks have earned 60 combined Pro Bowls, many All-Rookie honors, multiple Defensive Player of the Year Awards and two Super Bowl MVP honors.

RAVENS ALL-TIME FIRST-ROUND DRAFT PICKS

Year	Name	Pick	Pro Bowls
1996	T Jonathan Ogden*–	4	11
1996	LB Ray Lewis* ++ ~–	26	13
1997	LB Peter Boulware*	4	4
1998	CB Duane Starks*	10	
1999	CB Chris McAlister*	10	3
2000	RB Jamal Lewis*=	5	1
2000	WR Travis Taylor	10	
2001	TE Todd Heap*	31	2
2002	S Ed Reed* +	24	9
2003	OLB Terrell Suggs* +	10	7
2003	QB Kyle Boller	19	
2005	WR Mark Clayton*	22	
2006	DT Haloti Ngata*	12	5
2007	G Ben Grubbs*	29	2
2008	QB Joe Flacco^ ~	18	
2009	T Michael Oher*	23	
2011	CB Jimmy Smith	27	
2013	S Matt Elam	32	
2014	LB C.J. Mosley*	17	3
2015	WR Breshad Perriman	26	
2016	T Ronnie Stanley	6	
2017	CB Marlon Humphrey	16	

* All-Rookie Team ^ Rookie of the Year (*NFL.com* Fan Vote)
 ~ Super Bowl MVP + Defensive Player of the Year Awards
 = Offensive Player of the Year Award – Pro Football Hall of Fame

HOMEGROWN PRO BOWLERS

Year Drafted (Rd.)	Name	Pro Bowls
1996 (1st)	LB Ray Lewis	13
1996 (1st)	T Jonathan Ogden	11
2002 (1st)	S Ed Reed	9
2003 (1st)	OLB Terrell Suggs	7
2007 (3rd)	G Marshal Yanda	6
2006 (1st)	DT Haloti Ngata	5
1997 (1st)	OLB Peter Boulware	4
1999 (1st)	CB Chris McAlister	3
2008 (2nd)	RB Ray Rice	3
2015 (RFA)	LS Morgan Cox #	2
2001 (1st)	TE Todd Heap	2
1996 (5th)	WR/RS Jermaine Lewis	2
2007 (4th)	FB Le'Ron McClain	2
2014 (1st)	LB C.J. Mosley	3
2000 (6th)	OLB Adalius Thomas	2
2012 (RFA)	K Justin Tucker #	2
2007 (1st)	G Ben Grubbs	1
2013 (4th)	FB Kyle Juszczyk	1
2006 (6th)	P Sam Koch	1
2000 (1st)	RB Jamal Lewis	1
2002 (RFA)	LB Bart Scott #	1

Undrafted rookie free agent **Bold** indicates 2017 Pro Bowler



21
HOMEGROWN
RAVENS PRO BOWL
PLAYERS



18
RAVENS
DRAFT PICKS
To Earn Pro Bowls



3
RAVENS
ROOKIE FREE AGENTS
To Earn Pro Bowls

Ozzie's First Two Draft Choices: Jonathan Ogden & Ray Lewis – Hall of Fame Legends

According to ESPN Stats & Info, with Ray Lewis' 2018 Hall of Fame selection, it marks the first time that two players (Ogden & Lewis in 1996) were drafted in the same round by the same team and reached the HOF in their first year of eligibility.



OZZIE NEWSOME / PERSONNEL NOTES

AN ELITE CLUB

The Ravens have won two Super Bowls during their 22-year history, doing so in 2000 and 2012. Baltimore is one of four franchises to win multiple World Championships since 2000.



MOST SUPER BOWL CHAMPIONSHIPS (Since 2000 Season)

Titles	Team	Seasons
5	New England Patriots	2001, '03-04, '14, '16
2	Baltimore Ravens	2000, '12
2	New York Giants	2007, '11
2	Pittsburgh Steelers	2005, '08

CONSISTENT CONTENDERS

The Ravens have earned 10 playoff berths in their history (2014, 2012, 2011, 2010, 2009, 2008, 2006, 2003, 2001 & 2000). Baltimore's 11 berths from 2000-17 rank fourth in the AFC and for seventh overall in the NFL.

MOST NFL PLAYOFF BERTHS / 2000-17 / PAST 18 SEASONS

AFC	NFC
15 - New England	13 - Green Bay
13 - Indianapolis	11 - Philadelphia
12 - Pittsburgh	11 - Seattle
10 - Baltimore	

PLAYOFFS SINCE 2008

Baltimore is one of eight teams to earn a playoff berth in six of the past 10 seasons. In each of those respective playoff years, the Ravens won at least one playoff game.

MOST PLAYOFF BERTHS / 2008-17 / PAST 10 SEASONS

Berths	Team	Seasons
9	New England Patriots	2009-17
8	Green Bay Packers	2009-16
7	Pittsburgh Steelers	2008, 2010-11, 2014-17
6	Baltimore Ravens	2008-12, 2014
6	Atlanta Falcons	2008, 2010-12, 2016-17
6	Cincinnati Bengals	2009, 2011-15
6	Indianapolis Colts	2008-10, 2012-14
6	Seattle Seahawks	2010, 2012-16

RAVENS "20/20" CLUB

The Ravens' "20/20 Club" includes members of the team's personnel staff who started with the Ravens as young assistants and grew into evaluators with more input. The term "20/20" refers to hiring 20-year-olds for \$20,000. But according to **Ozzie Newsome**: "The guys actually started when they were a little older than 20 and for more than \$20,000, but that's what we call them."

RAVENS "20/20 CLUB" GRADUATES / CURRENT SCOUTS

Name	Joined Ravens	Current Title
George Kokinis (Cle.)	1991	Senior Personnel Assistant
Eric DeCosta	1996	Assistant General Manager
Joe Hortiz	1998	Director of College Scouting
Chad Alexander	1999	Asst. Dir. of Pro Personnel
Mark Azevedo	2005	Northeast Area Scout
David Blackburn	2007	West Area Scout
Andrew Raphael	2013	Southeast Area Scout
Brandon Berning	2015	Midwest/SW Area Scout

UNDRAFTED GEMS

Undrafted rookie free agents **LB Bam Bradley**, **CB Jaylen Hill**, **FB/DL Patrick Ricard** made the Ravens' 2017 Week 1 roster. Their statuses marked the 14th-straight season a RFA has made Baltimore's roster, tying for the NFL's second-longest active streak.

CONSECUTIVE SEASONS W/ ROOKIE FA ON WEEK 1 ROSTER (Current NFL Streaks)

Rk.	Team	Seasons
1.	Indianapolis Colts	18
2.	Baltimore Ravens	14
	Denver, New England	14

ROOKIE FREE AGENTS

The Ravens have a history of unearthing rookie free agent gems. On its final 2017 roster, Baltimore had 14 players who entered the NFL as RFAs. Of those, nine were originally signed by the Ravens.

ORIGINAL RAVENS ROOKIE FA SIGNINGS / FINAL 2017 ROSTER

2010: LS Morgan Cox*	2016: G/C Matt Skura*
2012: K Justin Tucker*	2017: WR Quincy Adebayo
2014: T James Hurst*	2017: FB/DL Patrick Ricard
2016: LB Patrick Onwuasor*	2017: G Maurquice Shakir
2016: DT Michael Pierce*	* starter in 2017

RAVENS SUCCESS ACROSS THE DRAFT BOARD

1st → Jonathan Ogden ('96), Ray Lewis ('96), Peter Boulware ('97), Chris McAlister ('99), Jamal Lewis ('00), Todd Heap ('01), Ed Reed ('02), Terrell Suggs ('03), Haloti Ngata ('06), Joe Flacco ('08), Jimmy Smith ('11), C.J. Mosley ('14), Ronnie Stanley ('16), Marlon Humphrey ('17)

2nd → Jamie Sharper ('97), Ray Rice ('08), Torrey Smith ('11), Courtney Upshaw ('12), Kelechi Osemele ('12), Timmy Jernigan ('14)

3rd → Casey Rabach ('01), Marshal Yanda ('07), Lardarius Webb ('09), Brandon Williams ('13), Crockett Gillmore ('14)

4th → Edwin Mulitalo ('99), Jarret Johnson ('03), Le'Ron McClain ('07), Dennis Pitta ('10), Kyle Juszczyk ('13), Alex Lewis ('16), Tavon Young ('16)

5th → Jermaine Lewis ('96), Dawan Landry ('06), Arthur Jones ('10), Pernell McPhee ('11), Rick Wagner ('13), Matthew Judon ('16)

6th → Adalius Thomas ('00), Chester Taylor ('02), Sam Koch ('06), Haruki Nakamura ('08), Tyrod Taylor ('11), Maurice Canady ('16)

7th → DeAngelo Tyson ('12), Michael Campanaro ('14)

RFA → Mike Flynn ('97), Priest Holmes ('97), Will Demps ('02), Bart Scott ('02), Ma'ake Kemoeatu ('02), Jameel McClain ('08), Dannell Ellerbe ('09), Morgan Cox ('10), Justin Tucker ('12), James Hurst ('14), Zach Orr ('14), Michael Pierce ('16), Matt Skura ('16)



IRONMEN & TURNOVER NOTES

NFL IRONMEN

Among active NFL players, Ravens **P Sam Koch** (192) & **CB Brandon Carr** (160) each rank third and second at their respective positions for current streaks of most consecutive games played. Koch's streak also ranks as the longest in Ravens history.

CONSECUTIVE GAMES PLAYED / CURRENT NFL STREAKS

PUNTERS		CORNERBACKS	
1. Shane Lechler (Hou.) . . . 254		1. William Gay (Pit.) 176	
2. Donnie Jones (Phi.) . . . 208		2. Brandon Carr (Bal.) . . . 160	
3. Sam Koch (Bal.) 192		3. Patrick Peterson (Ari.) . . 112	
4. Brett Kern (Ten.) 160		4. Justin Bethel (Ari.) 96	

CARR IS THE IRON HORSE

Ravens **CB Brandon Carr's** 160-consecutive *starts* rank as the NFL's longest active streak among defensive players, and it stands third overall among all NFL position players.

NFL CONSECUTIVE GAMES STARTED / CURRENT STREAKS

Rk.	Player	Games
1.	Philip Rivers (LAC)	192
2.	Jason Witten (Dal.)	179
3.	Brandon Carr (Bal.)	160*
4.	Glover Quin (Det.)	132
5.	Matt Ryan (Atl.)	131
6.	Three Players	112

* longest streak among NFL defenders

RAVENS IRONMEN

RAVENS CONSECUTIVE GAMES PLAYED / CURRENT STREAKS

Rk.	Player	Games
1.	Sam Koch	192
2.	Justin Tucker	96
3.	Anthony Levine Sr.	80

RAVENS CONSECUTIVE GAMES PLAYED / ALL-TIME STREAKS

Rk.	Player	Games	Years
1.	Sam Koch	192	2006-present
2.	Jarret Johnson	129	2003-11
3.	Joe Flacco	122	2008-2015
4.	Peter Boulware	111	1997-2003
5.	Matt Stover	110	2002-08

BALTIMORE RAVENS MOST ALL-TIME GAMES PLAYED

Rk.	Player	Games	Years
1.	Ray Lewis	228	1996-2012
2.	Terrell Suggs	213	2003-present
3.	Matt Stover	207	1996-2008
4.	Sam Koch	192	2006-present
5.	Jonathan Ogden	177	1996-2007
6.	Ed Reed	160	2002-12
7.	Joe Flacco	154	2008-present
8.	Marshal Yanda	146	2007-present
9.	Jarret Johnson	143	2003-11
10.	Chris McAlister	135	1999-2008
	Haloti Ngata	135	2006-14
12.	Kelly Gregg	134	2001-10
13.	Mike Flynn	133	1998-2007
	Todd Heap	133	2001-10

TURNOVER MARGIN SINCE 2008

Rk.	Team	Takeaways	Giveaways	Turnover Diff.
1.	New England	279	156	+123
2.	Green Bay	279	186	+93
3.	Kansas City	257	208	+49
4.	Baltimore*	266	220	+46
5.	Seattle	257	214	+43
6.	Carolina	281	244	+37
7.	Atlanta	247	212	+35
8.	San Francisco	247	213	+34

* Ravens (+17) ranked No. 1 in the NFL in 2017.

2017 TURNOVER DIFFERENTIAL

• In 2017, the Ravens' +17 turnover ratio ranked No. 1 in the NFL. Baltimore's 34 total takeaways (22 INTs & 12 FRs) also ranked No. 1 for the season.

• Baltimore's +14 turnover margin since Week 8 (final nine games) was the NFL's best mark (Chargers were second at +10).

• The Ravens' 22 interceptions ranked No. 1 in the NFL, with the Jaguars finishing second with 21.

• After registering a +4 turnover ratio in Week 1 at Cincy, the Ravens followed up that performance with a +3 outing vs. Cleveland. In each game, Baltimore produced 5 takeaways, marking the first time in franchise history the Ravens have boasted back-to-back games forcing 5 turnovers.

TURNOVER TABLE SINCE 2000

Year	TA/TO	Plus/Minus	Record
2017	34/17	+17	9-7
2016	28/23	+5	8-8
2015	14/28	-14	5-11
2014	22/20	+2	10-6
2013	24/29	-5	8-8
2012	25/16	+9	10-6
2011	26/24	+2	12-4
2010	27/20	+7	12-4
2009	32/22	+10	9-7
2008	34/21	+13	11-5
2007	23/40	-17	5-11
2006	40/23	+17	13-3
2005	26/36	-10	6-10
2004	34/23	+11	9-7
2003	41/38	+3	10-6
2002	31/32	-1	7-9
2001	28/36	-8	10-6
2000	49/26	+23	12-4
Total	538/474	+64	166-122

RAVENS ARE...

Since 2000, here are the Ravens' records in a game:

When turnover ratio is +2 or better 76-5

When turnover ratio is +1 or better 108-16

When turnover ratio is even 30-22

When turnover ratio is negative 27-82

Note: Since 2000, the Ravens own a 76-5 record when posting at least a +2 turnover margin in a game, with the only losses coming in 2010 (23-20 OT at NE), 2012 (24-23 at Phi.), 2014 (34-33 vs. SD) and twice in 2016 (27-23 at NYG & 30-23 at NE).



THAT M&T MAGIC



AT HOME UNDER HARBAUGH

Under **John Harbaugh** (since 2008) the Ravens own the NFL's third-best home winning pct. (.737), going 59-21 at M&T Bank Stadium.

NFL'S BEST REGULAR SEASON HOME RECORDS (John Harbaugh Era / Since 2008)

Rk.	Team	Record	Pct.
1.	New England Patriots	68-12	.850
2.	Green Bay Packers	59-20-1	.744
3.	Baltimore Ravens	59-21	.738
4.	Pittsburgh Steelers	58-22	.725
5.	New Orleans Saints	55-25	.688

RAVENS DOMINATE AT HOME

Simply put, the Ravens have been dominant at home since the day they arrived in Baltimore. Below are the Ravens' respective home records and corresponding NFL rankings during several periods.

RAVENS HOME RECORDS / NFL RANKINGS

Time Period (Milestone)	Record	NFL Rank
Since 2010 (Past Eight Seasons)	47-17	3 rd
Since 2008 (John Harbaugh's Arrival)	59-21	3
Since 2000 (First Super Bowl Season)	105-39	2
Since 1998 (M&T Bank Stadium Opened)	113-47	3
Since 1996 (Team's Inception)	120-55-1	5

AT HOME, RAVENS ARE...

• Under **John Harbaugh**, the Ravens are 18-3 in November home games, producing the NFL's best record. The Ravens have won 16 of their past 18 home games during the month.

• Under Harbaugh, the Ravens are 15-2 in September home games. The Ravens have won 18 of their past 20 home games in the month of September.

• The Ravens are 16-8 at home in the month of December under Harbaugh and 36-16 in such games during their history.

• Under coach Harbaugh, the Ravens are 21-9 in home games played against AFC North foes.

• Baltimore has won 16 of its last 22 home games vs. AFC North foes.

• Baltimore has won 19 of its last 23 home games vs. NFC teams.

• The Ravens are 12-3 at home all time against teams from the *West Coast* (Oak. – 5-1, SD – 3-1, SF – 2-0 and Sea. – 2-1).

• In the Ravens' history, Baltimore has hosted 18 games when the temperature was below 40 degrees. Impressively, the Ravens are 15-3 in these contests.

TOP "D" AT HOME

Baltimore has permitted an NFL-best 16.6 ppg at home during the **John Harbaugh** Era. Under "Harbs," the Ravens are 29-0 at home when allowing 10 points or fewer. In 18 of those games, the Ravens gave up no more than 7 points.

FEWEST POINTS/GAME ALLOWED AT HOME (Since 2008)

Rk.	Team	PPG
1.	Baltimore	16.6
2.	Seattle	18.1
3.	Pittsburgh	18.4

RAVENS DEFENSE AT HOME (SINCE 2008)



16.6
Points Per Game Allowed
(NFL's Fewest)



74.1
Opponent Passer Rating
(NFL's Best)



299.5
Yards Per Game Allowed
(NFL's Best)

M&T BANK STADIUM FAST FACTS

✓ *Dating back to 2008, the Ravens have outscored opponents 1,988 to 1,327 at home. In their 59 wins during this span, the margin of victory has been a strong 14.1 points per game.*

✓ *In 2017, the Ravens produced the NFL's No. 8 scoring defense at home, allowing 18.3 points per game.*

QUITE THE HOME HISTORY

The Ravens' "D" has been stout at home for many seasons. Since 2003, Baltimore ranks first in fewest points allowed per game (16.4) among home teams. The Ravens have also registered the top mark in terms of fewest yards allowed per game (293.1).

BEST NFL DEFENSES AT HOME / SINCE 2003

TOTAL DEFENSE (Fewest Yards Allowed)
1. Baltimore 293.1
2. Pittsburgh 296.8
3. NY Jets 306.3

POINTS PER GAME (Fewest Allowed)
1. Baltimore 16.4
2. New England 17.1
3. Seattle 17.8

INTERCEPTIONS (Most in NFL)
1. Baltimore 150
2. Cincinnati 146
Green Bay 146
4. New England 145

SACKS (Most in NFL)
1. Minnesota 328
2. Baltimore 320
3. Pittsburgh 312
4. Seattle 310



ALL-TIME RESULTS / TRENDS

RAVENS ALL-TIME RECORDS

	<u>Overall Record</u>	<u>Home</u>	<u>Away</u>
Overall	190-161-1	120-55-1	70-106
In M&T Bank Stadium (since 1998)	113-47	113-47	n/a
Coached by Ted Marchibroda	16-31-1	11-12-1	5-19
Coached by Brian Billick	80-64	50-22	30-42
Coached by John Harbaugh	94-66	59-21	35-45
vs. AFC Teams	147-125	93-49	54-76
vs. AFC North	55-41	33-15	22-26
vs. AFC Central (1996-2001)	26-28	13-14	13-14
vs. AFC East	22-21	16-5	6-16
vs. AFC South	17-17	12-5	5-12
vs. AFC West	23-18	15-7	8-11
vs. NFC Teams	48-37-1	32-9-1	16-28
vs. NFC North	8-8	6-2	2-6
vs. NFC Central (1996-2001)	3-5	3-1	0-4
vs. NFC East	13-9-1	8-2-1	5-7
vs. NFC South	10-6	5-3	5-3
vs. NFC West	14-9	10-1	4-8
On Monday Night Football - ABC/ESPN	12-11	5-2	7-9
On NBC/ESPN - Sunday Night or Thursday Night	16-14	12-5	4-9
On NFL Network	7-2	5-0	2-2
In Overtime	12-11-1	7-4-1	5-7
Ravens Shutout Wins	13-0	6-0	7-0
In Season Openers	10-11	7-4	4-7
Indoors	6-15	n/a	6-15
Note: Baltimore has played in Houston's Reliant/NRG Stadium five times (3-2), Indy's Lucas Oil Stadium twice (0-2) and Dallas' Texas Stadium once (1-0). Three of those games at Reliant Stadium (12/13/10, 10/21/12 & 12/21/14) came when the roof was closed, meaning those games were "indoors," while the other games listed are considered "outdoors" due to open roofs.			
In August	0-1	0-1	0-0
In September	45-29	29-7	16-22
In October	35-49	19-19	16-30
In November	55-38-1	33-12-1	22-26
In December	50-40	36-16	14-24
In January	5-4	3-0	2-4

RAVENS RESULTS WHEN...

<u>Team</u>	<u>Since 2000</u>	<u>Since 2008</u>	<u>2017</u>	<u>Offense</u>	<u>Since 2000</u>	<u>Since 2008</u>	<u>2017</u>
Record	166-122	94-66	9-7	Scoring 20 or more points	128-43	77-28	9-4
vs. AFC North (since 2002)	55-41	37-23	3-3	Scoring 30 or more points	55-7	35-5	3-1
vs. AFC	125-92	71-49	7-5	Having 20 or more first downs	73-45	51-26	4-2
vs. NFC	41-30	23-17	2-2	Totaling 350 or more net yards	74-38	49-23	3-1
Home	105-39	59-21	5-3	At least 35 minutes time of poss.	41-7	21-5	2-0
Away	61-83	35-45	4-4	Rushing for 150 or more yards	53-14	28-6	2-1
On grass	76-65	38-29	8-6	When not throwing an INT	92-20	54-13	6-1
Artificial turf	90-57	56-37	1-1	With a 100-yard rusher	52-21	24-8	1-1
Outdoors	161-110	88-58	9-6	Without a 100-yard rusher	114-101	70-58	8-6
Indoors	5-12	4-7	0-1	With a 100-yard receiver	37-22	24-15	2-0
September	37-22	22-11	2-1	Without a 100-yard receiver	129-100	70-51	7-7
October	32-38	16-22	2-3	With a 300-yard passer	21-18	18-13	0-0
November	50-26	30-12	2-1	Without a 300-yard passer	145-104	76-53	9-7
December	42-33	23-19	3-2	<u>Defense</u>	<u>Since 2000</u>	<u>Since 2008</u>	<u>2017</u>
January	5-3	3-2	0-0	When scoring a defensive TD	42-7	20-5	4-0
Leading at halftime	130-23	75-17	9-0	When returning an INT for a TD	33-3	15-2	2-0
Trailing at halftime	27-86	14-44	0-7	When returning a fumble for a TD	9-4	5-3	2-0
Tied at halftime	9-13	5-5	0-0	Recording 3 or more sacks	90-37	44-23	6-3
Tied after 3 quarters	3-6	1-2	0-0	Holding opp. under 250 net yards	48-6	32-6	3-0
Leading after 3 quarters	141-17	83-15	9-1	Holding opp. under 21 points	133-35	77-14	9-0
Trailing after 3 quarters	23-98	10-52	0-6	Holding opp. under 15 points	104-15	56-6	5-0
Decided by 7 points or less	70-67	39-43	2-4	Allowing a 100-yard rusher	17-27	10-16	0-3
Decided by 3 points or less	39-38	23-24	0-3	Not allowing a 100-yard rusher	148-96	84-50	9-4
When scoring first	116-35	70-20	8-1	Allowing a 100-yard receiver	35-39	18-23	3-1
When not scoring first	51-87	24-46	1-6	Not allowing a 100-yard receiver	132-82	76-43	6-6
Positive or even turnover ratio	139-39	75-27	9-2	Allowing a 300-yard passer	22-25	14-17	0-1
Negative turnover ratio	27-83	19-39	0-5	Not allowing a 300-yard passer	143-97	80-49	9-6
Winning penalty ratio	75-49	44-23	5-4				
Losing penalty ratio	79-63	42-35	4-3				
Overtime	9-9	6-6	0-1				
When returning a KOR for a TD	5-3	5-2	0-1				
When returning a PR for a TD	8-3	4-1	0-1				



TERRELL SUGGS NOTES



55 SUGGS
15 SEASONS
7 PRO BOWLS
2011 NFL DPOY
6-3, 265
OUTSIDE LINEBACKER

SUGGS SIZZLES

OLB Terrell Suggs, the 2011 Defensive Player of the Year and Ravens' all-time sacks leader (125.5), produced a team-high 11 sacks (his seventh year with double-digit totals) during the 2017 campaign, earning his seventh Pro Bowl honor. "Sizzle" also ranks No. 2 in career Ravens tackles (907).

RAVENS ALL-TIME SACKS			RAVENS ALL-TIME TACKLES		
Rk.	Player (Years)	Sacks	Rk.	Player (Years)	Tackles
1.	Terrell Suggs (2003-17)	125.5	1.	Ray Lewis (1996-2012)	2,643
2.	Peter Boulware (1997-2005)	70.0	2.	Terrell Suggs (2003-17)	907
3.	Michael McCrary (1997-2002)	51.0	3.	Kelly Gregg (2001-10)	721
4.	Ray Lewis (1996-2012)	41.5	4.	Ed Reed (2002-12)	661
5.	Adalius Thomas (2000-06)	38.5	5.	Haloti Ngata (2006-14)	528

*"It's a no-brainer. He's such a phenomenal football player and leader. Everything he brings to the game of football is special."
 – Ben Roethlisberger, Steelers QB, on if Terrell Suggs should be a Hall of Fame player*

SUGGS' STANDINGS

SUGGS' CAREER SACKS (Most vs. a Single Team)	RAVENS SACKS LEADERS (2017 Season)	RAVENS SACKS LEADERS (Single-Season Records)	RAVENS FORCED FUMBLES (Career Leaders)
1. Cleveland Browns 18	1. Terrell Suggs 11	1. Elvis Dumervil (2014) 17	1. Terrell Suggs 36
2. Pittsburgh Steelers 15	2. Matthew Judon 8	2. Peter Boulware (2001) 15	2. Ray Lewis 20
3. Cincinnati Bengals 12.5	3. Willie Henry 3.5	3. Michael McCrary (1998) .. 14.5	3. Adalius Thomas 17
4. Miami Dolphins 8.5	Za'Darius Smith 3.5	4. Terrell Suggs (2011) 14	4. Peter Boulware 13
Note: Including playoffs, Suggs has totaled 20 sacks vs. Pittsburgh.	5. Tyus Bowser 3	5. Trevor Pryce (2006) 13	5. Ed Reed 11
	Anthony Levine Sr. 3	6. Terrell Suggs (2014, 2003) .. 12	6. Jarret Johnson 9

ACTIVE NFL SACK LEADERS

OLB Terrell Suggs' 125.5 career sacks tie (Dwight Freeney) for second among active players. Suggs had a team-, career- and AFC-high 14 sacks in 2011. He posted 10 QB drops during the 2013 campaign, 12 in 2014, 8 in 2016 and had 11 in 2017.

NFL SACKS LEADERS / ACTIVE PLAYERS		
Rk.	Player	Sacks
1.	Julius Peppers (Car.)	154.5
2.	Terrell Suggs (Bal.)	125.5
	Dwight Freeney (Det.)	125.5
4.	Elvis Dumervil (SF)	105.5
5.	Cameron Wake (Mia.)	92.0
6.	Tamba Hali (KC)	89.5
7.	James Harrison (NE)	84.5
7.	Von Miller (Den.)	83.5
9.	Clay Matthews (GB)	80.0
10.	J.J. Watt (Hou.)	76.0

SUGGS FAST FACTS

- ✓ *The Ravens are 72-30 all time when Suggs records at least a half-sack and 20-1 when he tallies 2-or-more sacks.*
- ✓ *The Ravens are 5-0 when he posts 3 sacks.*
- ✓ *Suggs is the only active NFL player with 900 tackles, 100 sacks & 30 FFs.*

A PLAYOFF PERFORMER

OLB Terrell Suggs has posted 12.5 sacks in the playoffs, producing a mark that ranks third in all-time NFL postseason history.

NFL POSTSEASON SACKS LEADERS / ALL TIME			
Rk.	Player	Sacks	Yards
1.	Willie McGinest	16.0	113.5
2.	Bruce Smith	14.5	109.5
3.	Terrell Suggs	12.5	79.0

SUGGS SURPASSES 200

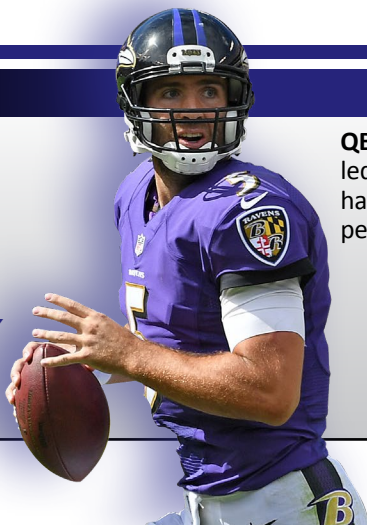
MOST REGULAR SEASON GAMES PLAYED / ACTIVE DEFENDERS		
Rk.	Player (Year Entered NFL)	Games
1.	DE Julius Peppers (2002)	250
2.	CB Terence Newman (2003)	221
3.	DE Dwight Freeney (2002)	218
4.	OLB Terrell Suggs (2003)	213

SUGGS A STRIP-SACK ARTIST

MOST CAREER STRIP-SACKS / ACTIVE NFL PLAYERS		
Rk.	Players	Strip-Sacks
1.	Julius Peppers (Car.)	37
2.	Dwight Freeney (Det.)	35
3.	Terrell Suggs (Bal.)	30

Note: Suggs tallied 4 strip-sacks in 2017.

JOE FLACCO NOTES



THE FRANCHISE QUARTERBACK

5 FLACCO

10 SEASONS

SUPER BOWL
XLVII MVP

6-6, 245
QUARTERBACK

QB Joe Flacco is the Ravens' all-time leading passer in every major category. Flacco, who led Baltimore to a Super Bowl XLVII victory in 2012 (and earned game MVP honors), has completed 10 seasons as the Ravens' signal caller. In 2017, he connected on 64.1 percent of his passes for 3,141 yards, 18 TDs and 13 INTs.

RAVENS CAREER PASSING LEADERS

Rk.	Player	G	Att	Cmp	Pct	Yards	TDs	INTs	Rate
1.	Joe Flacco	154	5,291	3,267	61.7	35,780	200	130	84.1
2.	Kyle Boller	53	1,311	746	56.9	7,846	45	44	71.9
3.	V. Testaverde	29	1,019	596	58.5	7,148	51	34	82.8

PLAYOFF PERFECTION

Super Bowl XLVII MVP QB Joe Flacco was masterful during the Ravens' 2012 playoff run, completing 73 of 126 passes for 1,140 yards, 11 TDs and 0 INTs to produce a 117.2 passer rating. Flacco joined Hall of Fame QB Joe Montana (1989) as the only players to produce 11 TDs and 0 INTs during an NFL postseason.

JOE FLACCO STATISTICS / 2012 PLAYOFFS

Game (Opp./Rd.)	Cmp-Att	Pct.	Yards	TDs	INTs	Rate
1/06/13 vs. Ind. (WC)	12-23	52.2	282	2	0	125.6
1/12/13 at Den. (Div.)	18-34	52.9	331	3	0	116.2
1/20/13 at NE (AFC)	21-36	58.3	240	3	0	106.3
2/03/13 at SF (SB)	22-33	66.6	287	3	0	124.2
Totals (Record: 4-0)	73-126	57.9	1,140	11	0	117.2

FLACCO POSTSEASON QUICK HITS

- ✓ Flacco, Joe Montana (1989) and Kurt Warner (2008) are the only QBs in NFL history to throw 11 TDs in a single postseason. Neither Flacco nor Montana threw an INT.
- ✓ In the Ravens' last 10 playoff games (since the 2010 season), Flacco is 196-of-327 for 2,563 yards, 24 TDs and 4 INTs (104.1 rating). He has led the Ravens to a 7-3 record in these contests.
- ✓ In Baltimore's last six playoff games (5-1 record), Flacco has thrown 17 TDs and 2 INTs. Completing 119 of 200 passes for 1,691 yards, he owns a magnificent 111.1 QB rating.
- ✓ Flacco has thrown at least 2 TDs in eight-straight playoff games, marking the longest streak in NFL postseason history.

QUARTERBACK WINS

MOST TOTAL WINS BY QBs

(Includes Playoffs / Since 2008)

Rk.	Player	Record
1.	Tom Brady	123-38
2.	Ben Roethlisberger	104-53
3.	Aaron Rodgers	103-55
4.	Joe Flacco	102-67
5.	Drew Brees	101-67

MOST REGULAR SEASON WINS BY QBs

(First SEVEN Seasons / NFL History)

Rk.	Player	Wins
1.	Joe Flacco (2008-14)	72
2.	Tom Brady (2000-06)	70
3.	Ben Roethlisberger (2004-10)	69

MOST REGULAR SEASON WINS BY QBs

(First EIGHT Seasons / NFL History)

Rk.	Player	Wins
1.	Tom Brady (2000-07)	86
2.	Ben Roethlisberger (2004-11)	80
	Peyton Manning (1998-2005)	80
4.	Jim Kelly (1986-93)	76
5.	Joe Flacco (2008-15)	75

MOST REGULAR SEASON WINS BY QBs

(First NINE Seasons / NFL History)

Rk.	Player	Wins
1.	Peyton Manning (1998-2006)	92
2.	Tom Brady (2000-08)	87
	Ben Roethlisberger (2004-12)	87
4.	Matt Ryan (2008-16)	85
5.	Joe Flacco (2008-16)	83
	Jim Kelly (1986-94)	83

QB PLAYOFF VICTORIES

PLAYOFF WINS (ACTIVE QBs / SINCE 2008)

1.	Tom Brady	13
2.	Joe Flacco	10
3.	Aaron Rodgers	9
4.	Ben Roethlisberger	8
	Russell Wilson	8

ROAD PLAYOFF WINS (By QBs / NFL HISTORY)

1.	Joe Flacco	7
2.	E. Manning, A. Rodgers	5
	B. Roethlisberger	5
5.	L. Dawson, J. Delhomme	4
	M. Sanchez, R. Staubach	4

QB/HC DUOS

MOST REGULAR SEASON STARTS BY A QUARTERBACK / ENTIRE CAREER WITH SAME HEAD COACH (NFL History)

Rk.	Quarterback/Head Coach (Years)	Starts
1.	Tom Brady/Bill Belichick (2001-present)	251
2.	Terry Bradshaw/Chuck Knoll (1970-83)	158
3.	Joe Flacco/John Harbaugh (2008-present)	154



JOE FLACCO NOTES

JOE'S RAVENS PASSING RECORDS

300-YARD PASSING GAMES (Ravens Single Seasons)

Rk.	Player (Year)	Games
1.	Joe Flacco (2015)	5
	Joe Flacco (2014)	5
	Joe Flacco (2012)	5
	Vinny Testaverde (1996)	5
5.	Joe Flacco (2016, 2011)	4

300-YARD PASSING GAMES (Ravens Career History)

Rk.	Player (Year)	Games
1.	Joe Flacco (2008-17)	30
2.	Vinny Testaverde (1996-97)	8
3.	Steve McNair (2006-07)	2
	Jeff Blake (2002)	2
	Eric Zeier (1996-97)	2

MOST PASSES WITHOUT AN INT (Ravens History)

Rk.	Player (Year)	Passes
1.	Joe Flacco (2016)	176
2.	Eric Zeier (1997-98)	175
3.	Steve McNair (2006)	162
4.	Joe Flacco (2010)	137
5.	Joe Flacco (2014, 2012)	126

MORE RAVENS RECORDS

RAVENS SINGLE-GAME PASSING YARDS

Yards	Player	(Opp./Date)
429	Vinny Testaverde	vs. STL, 10/27/96
389	Joe Flacco	at STL, 9/25/11
385	Joe Flacco	at Min., 10/18/09
384	Joe Flacco	at Oak., 9/20/15
382	Joe Flacco	vs. NE, 9/23/12

RAVENS SINGLE-SEASON PASSING YARDS

Rk.	Player (Year)	Cmp-Att	Pct.	Yards	TD	INT	Rate
1.	Joe Flacco ('16)	436-672	64.9	4,317	20	15	83.5
2.	V. Testaverde ('96)	325-549	59.2	4,177	33	19	88.7
3.	Joe Flacco ('14)	344-554	62.0	3,986	27	12	91.0
4.	Joe Flacco ('13)	362-614	59.0	3,912	19	22	73.1
5.	Joe Flacco ('12)	317-531	59.7	3,817	22	10	87.7

QUARTERBACK IRONMAN

Prior to his knee injury in 2015, QB Joe Flacco made 122-straight regular season starts, the sixth-longest streak in NFL history.

MOST CONSECUTIVE STARTS / QUARTERBACKS / NFL HISTORY

Rk.	Player (Years)	Games
1.	Brett Favre (1992-2010)	297
2.	Eli Manning (2004-2017)	210
3.	Peyton Manning (1998-2011)	208
4.	Philip Rivers (2006-present)	192
5.	Matt Ryan (2009-present)	131
6.	Joe Flacco (2008-15)	122

RAVENS RECORD & FLACCO...

With 300 passing yards	18-12	vs. AFC North	35-22
With 3-or-more TD passes	13-3	vs. AFC	69-46
When not throwing an INT	54-14	vs. NFC	23-16
With at least 4 comps. 25+ yards	9-4	In September	22-11
With at least a 100 QB rating	40-6	In October	16-22
With at least a 110 QB rating	22-3	In November	29-12
When not sacked	18-6	In December/January	25-17
Playing in < 40 degree weather	12-8	In season's final four games	22-14



Passing Touchdowns
Since 2010,
12th in NFL



Passing Yards
Since 2010,
Ninth in NFL

GAME-WINNING DRIVES: 26 (24 REGULAR SEASON & 2 PLAYOFFS)

GAME-WINNING DRIVES IN FOURTH QUARTER OR OVERTIME (26 TOTAL)

Date/Opp.	Drive Length	Scoring Play	Time Left	Score
11/02/08 at Cle.	5 plays, 59 yards in 1:54	Stover 22-yard field goal	5:36	30-27
01/10/09 at Ten. (Div.)	9 plays, 51 yards in 3:30	Stover 43-yard field goal	0:53	13-10
09/13/09 vs. KC	8 plays, 74 yards in 3:15	Clayton 31-yard pass from Flacco	2:06	38-24
11/29/09 vs. Pit.	6 plays, 17 yards in 3:23	Cundiff 29-yard field goal	6:42 (OT)	20-17
09/26/10 vs. Cle.	10 plays, 69 yards in 5:41	Boldin 27-yard pass from Flacco	9:13	21-17
10/03/10 at Pit.	4 plays, 40 yards in 0:36	Houshmandzadeh 18-yard pass from Flacco	0:32	17-14
10/24/10 vs. Buf.	4 plays, 9 yards in 1:58	Cundiff 38-yard field goal	10:54 (OT)	37-34
12/19/10 vs. NO	5 plays, 66 yards in 1:31	Cundiff 32-yard field goal	10:03	27-24 (30-24 final)
10/30/11 vs. Ari.	5 plays, 37 yards in 0:52	Cundiff 25-yard field goal	0:00	30-27
11/06/11 at Pit.	13 plays, 92 yards in 2:16	T. Smith 26-yard pass from Flacco	0:08	23-20
11/24/11 vs. SF	16 plays, 76 yards in 7:34	Pitta 8-yard pass from Flacco	14:56	13-6 (16-6 final)
09/23/12 vs. NE	7 plays, 70 yards in 1:55	Tucker 27-yard field goal	0:00	31-30
11/04/12 at Cle.	9 plays, 81 yards in 4:22	T. Smith 19-yard pass from Flacco	4:26	22-15 (25-15 final)
11/25/12 at SD	12 plays, 40 yards in 3:09	Tucker 38-yard field goal	0:00	13-13
	12 plays, 69 yards in 3:49	Tucker 38-yard field goal	1:07 (OT)	16-13
01/12/13 at Den. (Div.)	3 plays, 77 yards in :38	J. Jones 70-yard pass from Flacco	0:31	35-35
	6 plays, 16 yards in 2:33	Tucker 47-yard field goal	13:18 (2OT)	38-35
10/06/13 at Mia.	7 plays, 34 yards in 2:25	Tucker 44-yard field goal	1:42	26-23
11/10/13 vs. Cin.	8 plays, 28 yards in 4:34	Tucker 46-yard field goal	5:27 (OT)	20-17
12/08/13 vs. Min.	5 plays, 80 yards in 0:41	M. Brown 9-yard pass from Flacco	0:04	29-26
12/16/13 at Det.	7 plays, 24 yards in 1:43	Tucker 61-yard field goal	0:38	18-16
09/21/14 at Cle.	6 plays, 37 yards in 1:58	Tucker 32-yard field goal	0:00	23-21
12/28/14 vs. Cle.	2 plays, 69 yards in :50	T. Smith 16-yard pass from Flacco	7:33	13-10 (20-10 final)
10/01/15 at Pit.	7 plays, 45 yards in :58	J. Tucker 42-yard field goal	0:03	20-20
	8 plays, 32 yards in 4:33	J. Tucker 52-yard field goal	5:08 (OT)	23-20
11/01/15 vs. SD	9 plays, 59 yards in 2:27	J. Tucker 39-yard field goal	0:00	29-26
11/22/15 vs. STL	5 plays, 12 yards in :54	J. Tucker 47-yard field goal	0:00	16-13
09/18/16 at Cle.	5 plays, 27 yards in 2:35	J. Tucker 49-yard field goal	11:19	22-20 (25-20 final)
09/25/16 at Jax.	8 plays, 22 yards in 1:57	J. Tucker 54-yard field goal	1:02	19-17



MIKE WALLACE NOTES

17 WALLACE

9 SEASONS

1 PRO BOWL

6-0, 200

WIDE RECEIVER



"You bring him here to an organization like the Ravens – the culture here, the toughness, the kind of guys we have in our locker room and just the men of character we have throughout the building – I think he has thrived in that environment."

– Bobby Engram, Ravens WRs Coach

CLUB 95

In 2016's win vs. Pittsburgh, WR Mike Wallace became the third player in NFL history to post 2 TD catches of 95-or-more yards when he produced the longest offensive play in Ravens regular season history with a 95-yard catch and sprint.

PLAYERS WITH TWO-CAREER 95-PLUS-YARD TOUCHDOWN RECEPTIONS / NFL HISTORY

Player	Lengths/Years
John Taylor (SF)	95 in 1989 & 97 in 1991
Gus Tinsley (Chi.)	97 in 1937 & 98 in 1938
Mike Wallace (Pit./Bal.)	95 in both 2011 & 2016

LONG BALL LOVE

50-YARD RECEPTIONS (Since 2016)

1. Mike Wallace 8
2. Brandin Cooks 6
- Marquise Goodwin . . 6
- Tyreek Hill 6

50-YARD RECEPTIONS (Since 2009)

1. DeSean Jackson 36
2. Mike Wallace 26
3. Jordy Nelson 22
- A.J. Green 22

A SELECT GROUP

WR Mike Wallace and A.J. Green are the only active NFL players to produce at least 500 catches, 50 receiving TDs and sport a 14.5 ypc average in their careers. (Wallace has an impressive 57 TDs, including 4 in 2017, 538 catches and a 15.0 average.)

ACTIVE PLAYERS WITH 500 CATCHES, 50 RECEIVING TDs & A 14.5 YARDS-PER-CATCH AVERAGE

Player	Rec.	Yards	Avg.	LG	TDs
Mike Wallace (Bal.)	538	8,072	15.0	95t	57
A.J. Green (Cin.)	556	8,213	14.8	82t	57

WALLACE QUICK HITS

- ✓ In 2017's Week 5 win at Oakland, Wallace set a Ravens' single-game receiving yards-per-catch record (44.3) when he posted 133 yards on 3 receptions. On the day, Wallace reeled in 27-, 54-, 52-yard bombs from QB Joe Flacco.
- ✓ In 2016, Wallace tallied a team-high 1,017 receiving yards and 4 TDs on 72 receptions, posting the third 1K campaign of his career.
- ✓ Wallace's 95-yard TD catch and run on 11/6/16 vs. Pittsburgh is the longest offensive play in Ravens regular season history and was the NFL's second-longest play from scrimmage in 2016.



Catches of 50+ Yards
NFL's Most Since 2016



YPC Avg.
10th Among Active Players



Catches of 50+ Yards
Second Among Active Players Since 2009



Receiving First Downs
Ravens' Team High in 2017



Catches of 25+ Yards
Sixth (tied) Among Active Players Since 2009



Receiving Yards
Ravens' Team High in 2017

RAVENS LONGEST PLAYS

LONGEST OFFENSIVE PLAYS / RAVENS HISTORY

Yards	Players Involved	Game
95t	Joe Flacco to Mike Wallace	11/6/16 vs. Pit.
92	Eric Zeier to Derrick Alexander	12/7/97 vs. Sea.
87t	Steve McNair to Mark Clayton	12/10/06 at KC

8,000 MILESTONE

- ✓ In the 2017 Week 16 win over Indy, WR Mike Wallace surpassed 8,000-career receiving yards, becoming the 10th active player to achieve the feat.
- ✓ Wallace is one of 10 active NFL players to record at least 8,000 receiving yards and 500 catches in a career.



C.J. MOSLEY NOTES

MOSLEY MANS THE MIDDLE

NFL DEFENDERS W/ 450 TACKLES, 5 INTs & 5 SACKS
(Since 2014)

Player (Team)	Tackles	INTs	Sacks
Luke Kuechly (Car.)	498	9	7.5
C.J. Mosley (Bal.)	469	8	8.0



57 MOSLEY
4 SEASONS
3 PRO BOWLS
6-2, 250
INSIDE LINEBACKER

C.J.'s STOPS

LB C.J. Mosley, Baltimore's 2014 first-round draft pick and a three-time Pro Bowler (including in 2017), owns the NFL's fifth-most total tackles (469) over the past four seasons.

NFL'S TACKLE LEADERS (Since 2014)

Rk.	Player (Team)	Tackles
1.	Bobby Wagner (Sea.)	518
2.	Preston Brown (Buf.)	504
3.	Luke Kuechly (Car.)	498
4.	Lavonte David (TB)	481
5.	C.J. Mosley (Bal.)	469
6.	K.J. Wright (Sea.)	456
7.	Lawrence Timmons (Mia.)	449
8.	Telvin Smith (Jax.)	447
9.	Demario Davis (NYJ)	438
10.	Karlos Dansby (Ari.)	410

A TACKLE MACHINE

In 2017, three-time Pro Bowler LB C.J. Mosley ranked eighth in the NFL in total tackles (132). He tallied 11 TFL, 2 INTs (1 for a 63-yard TD), 1 sack, 3 FRs and 3 FFs to earn All-Star honors.

NFL'S TACKLES LEADERS / 2017 SEASON

Rk.	Player	Total Tackles	Solo
1.	Preston Brown (Buf.)	144	84
2.	Blake Martinez (GB)	142	94
	Joe Schobert (Cle.)	142	85
4.	Deion Jones (Atl.)	138	91
	Christian Kirksey (Cle.)	138	86
6.	Demario Davis (NYJ)	135	97
7.	Bobby Wagner (Sea.)	133	97
8.	C.J. Mosley (Bal.)	132	96

MOSLEY QUICK HITS

- ✓ In 2017, LB C.J. Mosley tallied 132 total tackles, 11 TFL, 2 INTs (1 for a 63-yard TD), 1 sack, 3 FRs and 3 FFs to earn his third Pro Bowl honor.
- ✓ Mosley was the NFL's only player with at least 125 tackles, 3 sacks and 2 INTs in 2014, when he finished second to DT Aaron Donald in the 2014 NFL Defensive Rookie of the Year voting.
- ✓ Mosley (2014), Daryl Smith (2013) & Ray Lewis (1998, 1999, 2000 & 2001) are the only Raven defenders to register at least 115 tackles, 3 sacks and 2 INTs in a single season.
- ✓ Mosley is the first-ever Ravens rookie to earn Pro Bowl honors (2014).

469

Total Tackles
NFL's 5th Most
Since 2014

132

Total Tackles
Ravens Most in 2017
(Eighth in NFL)

2

2017 NFL Defenders
w/ 120 tackles, 10 TFL, 2 INTs & 1 sack
(Mosley, Deion Jones & Bobby Wagner)

3

Pro Bowls
for Mosley in Just
Four Seasons

'BACKER THEFTS

LB C.J. Mosley has produced the NFL's second-most INTs by a linebacker (8) since he entered the NFL in 2014. Mosley had 2 thefts in 2017, including a 63-yard pick-6 in Week 8 vs. the Dolphins.

INTS / NFL LINEBACKERS (Since 2014)

1.	Luke Kuechly (Car.)	9
2.	C.J. Mosley (Bal.)	8
3.	Thomas Davis (Car.)	7
	Jordan Hicks (Phi.)	7
	Ryan Shazier (Pit.)	7
	Telvin Smith (Jax.)	7

INTS / RAVENS LINEBACKERS (All-Time Career Leaders)

1.	Ray Lewis	31
2.	C.J. Mosley	8
3.	Terrell Suggs	7
4.	Adalius Thomas	6
5.	Daryl Smith	5

INTS / RAVENS LINEBACKERS (Single-Season History)

1.	Ray Lewis (2003)	6
2.	C.J. Mosley (2016)	4
3.	Zachary Orr (2016)	3
	Ray Lewis (3 times)	3
	Daryl Smith (2013)	3



YANDA, B. WILLIAMS & JUDON NOTES



STANDING GUARD

73 YANDA
11 SEASONS
6 Pro Bowls
6-3, 305
GUARD

G Marshal Yanda, who in Week 2 of 2017 sustained an ankle injury and missed the remainder of the season on Injured Reserve, owns six-career Pro Bowls, which stand fifth in Ravens history. Upon entering 2017, Yanda's six-straight All-Star nods ranked as the NFL's second-longest active streak among linemen (first by guards).

<p>MOST PRO BOWLS (Ravens History)</p> <p>LB Ray Lewis 13 T Jonathan Ogden 11 S Ed Reed 9 OLB Terrell Suggs 7 G Marshal Yanda 6</p>	<p>CONSECUTIVE PRO BOWLS NFL O-Linemen Streaks (Entering 2017 Season)</p> <p>T Joe Thomas (Cle.) 10 G Marshal Yanda (Bal.) 6 T Trent Williams (Was.) 5 T Tyron Smith (Dal.) 4</p>
---	---

“Only the elite of the elite guards earn serious Hall of Fame consideration. Yanda belongs in that realm.”
– Childs Walker, *The Baltimore Sun*

PERENNIAL PRO BOWLER

- ✓ 2016 marked the sixth-straight Pro Bowl invitation for **G Marshal Yanda**, who was drafted (third round) by the Ravens in 2007.
- ✓ The 11-year veteran has played in 146 games (135 starts) during his career, ranking as the second-most games played among offensive linemen in Ravens history (Jonathan Ogden – 177).
- ✓ Prior to the 2015 campaign, Ravens' season ticket holders voted Yanda as one of the Top 10 players in the franchise's 20-year existence.

MOST PRO BOWLS / ACTIVE OFFENSIVE LINEMEN

Rk. Player (Team)	Pro Bowls
1. T Joe Thomas (Cle.)	10
2. T Jason Peters (Phi.)	9
3. G Marshal Yanda (Bal.)	6
G Jahri Evans (GB)	6
C Maurkice Pouncey (Pit.)	6
T Joe Staley (SF)	6
T Trent Williams (Was.)	6

3.86

Ravens Opp. Rush Avg. w/ Williams as a Starter (NFL's 5th best since '14)

3

Ravens 2017 Run "D" Ranking Weeks 8-17 (84.8 Rush YPG Allowed)



98 WILLIAMS
5 SEASONS
6-1, 340
DEFENSIVE TACKLE

1

AFC Def. POW Award
Week 11 vs. GB

8

Sacks in 2017
Second on the Team

17

Tackles for Loss
Most on the Team & Tied for Fourth in NFL



99 JUDON
2 SEASONS
6-3, 262
OLB

WILLIAMS ANCHORS RUN "D"

DT **Brandon Williams** continued to be a powerful force in the trenches, even though he missed Weeks 3-6 (four games) with a toe injury. During that time, Baltimore struggled to stop the run. Over the final nine games, however, with Williams at full strength, the Ravens were stout battling opposing ground games.

<p>RUSHING YPG ALLOWED (Weeks 8-17 / Last 9 Games)</p> <p>1. Arizona Cardinals 77.0 2. Tennessee Titans 79.9 3. Baltimore Ravens 84.8 4. Philadelphia Eagles 88.7</p>	<p>10-YARD+ RUNS ALLOWED (Weeks 8-17 / Last 9 Games)</p> <p>1. Minnesota Vikings 13 2. Arizona/Tennessee 16 4. New York Jets 17 5. Baltimore Ravens 18</p>
---	--

ALL-AROUND DEFENDER

NFL DEFENDERS / 2017 SEASON
(w/ at Least 55 Tackles, 15 TFL, 5 Sacks, 2 FFs & 1 FR)

Defender	Tackles	TFL	Sacks	FFs	FRs
Matthew Judon (Bal.)	58	17	8.0	2	1
Jadeveon Clowney (Hou.)	59	21	9.5	2	2
Von Miller (Den.)	57	17	10.0	2	1

Note: Judon's 17 TFL rank fourth in a Ravens' single season since the stat began being tracked in 2008. The record is 20 set by OLB Terrell Suggs in 2011, while Suggs also had 19 (2008) & 18 (2010).



JEFFERSON, WOODHEAD & CARR NOTES



DROPPIN' FOR LOSS

23 JEFFERSON
5 SEASONS
5-11, 215
SAFETY

While with Arizona in 2016, **S Tony Jefferson's** 13 tackles for loss led all NFL defensive backs. The 13 TFL rank as the NFL's most by a DB in a season since the stat began being tracked in 2008. Since 2015, Jefferson leads the NFL in TFL by a DB, with 24 such stops, including 7 in his first year (2017) with the Ravens.

MOST TACKLES FOR LOSS / NFL DEFENSIVE BACKS / SINCE 2015

Rk.	Player	Tackles for Loss
1.	Tony Jefferson (Bal.)	24
2.	Tyrann Mathieu (Ari.)	20
3.	Reshad Jones (Mia.)	19
4.	Kenny Vaccaro (NO)	18

"No disrespect to any of the guys I've played with, but it's nice not to have to explain why I do certain things or why I'm doing this in this coverage. From Day One, [Jefferson] already had a feel for how I play and how to work off me. ... It frees me up a lot more mentally. I don't have to tell him after each play why I did this or, before the snap, say, 'Let's do this.' He already knows. That is just light years ahead of most guys I've played with. I've loved every guy I've played with, but he's just on another level."

– Eric Weddle, Ravens Safety



TACKLES FOR LOSS
Fifth (tied) Among
NFL Safeties in 2017



TACKLES FOR LOSS
Most Among NFL
Safeties since 2015



TOTAL TACKLES
Eighth (tied) Among NFL
DBs since 2015

JEFFERSON MAKES HIS MARK

MOST SINGLE-SEASON TACKLES FOR LOSS / NFL DBs / SINCE 2008

Rk.	Player	Year	Tackles for Loss
1.	Tony Jefferson (Ari.)	2016	13
2.	Antoine Winfield (Min.)	2008	12
3.	Six Players	n/a	11



39 WOODHEAD
9 SEASONS
5-8, 204
RUNNING BACK

RB **Danny Woodhead** is one of six active players (Jamaal Charles, Matt Forte, Frank Gore, LeSean McCoy & Darren Sproles) to produce at least 15 rushing TDs and 15 receiving TDs. (He has registered 15 rushing & 17 receiving scores.)

SINCE 2009 / NFL PLAYERS WITH AT LEAST 15 RUSHING & 15 RECEIVING TOUCHDOWNS

- ✓ **Danny Woodhead** ✓ Jamaal Charles ✓ Matt Forte
- ✓ Frank Gore ✓ LeSean McCoy ✓ Darren Sproles

24 CARR
10 SEASONS
6-0, 210
CORNERBACK



12
Passes Defensed
Ravens Most in 2017

4
Interceptions
in 2017, tied (2011)
for a career
best

CARR A STEADY VETERAN

RAVENS INTERCEPTIONS (2017 Season)

Rk.	Player	INTs
1.	Eric Weddle	6
2.	Brandon Carr	4
3.	Jimmy Smith	3
4.	C.J. Mosley	2
	L. Webb, M. Humphrey	2

NFL INTERCEPTIONS (2017 Season)

Rk.	Team	INTs
1.	Baltimore	22
2.	Jacksonville	21
3.	New Orleans	20
4.	Detroit	19
	Philadelphia	19

Quick Hit: Brandon Carr's 12 PD ranked No. 1 on the team in 2017.



SAM KOCH NOTES

SOARING WITH SAM

Pro Bowl **P Sam Koch** owns a 45.2 career gross average and 39.5 career net, both marks that rank first in Ravens history. In 2014, Koch posted a career-high and Ravens franchise-record 47.4-yard gross and 43.3-yard net average.

CAREER GROSS PUNTING AVG. (Ravens History)

Rk.	Player	Avg.
1.	Sam Koch	45.2
2.	Greg Montgomery	43.2
3.	Dave Zastudil	41.6

CAREER NET PUNTING AVG. (Ravens History)

Rk.	Player	Avg.
1.	Sam Koch	39.5
2.	Greg Montgomery	37.2
3.	Kyle Richardson	35.4



4 KOCH
12 SEASONS
1 PRO BOWL
6-1, 222
PUNTER

KOCH DOMINATED

No punter in 2017 was more dominant at pinning opponents deep in their own territory than **P Sam Koch**.

PUNTS INSIDE 20

1.	Sam Koch	40
2.	Chris Jones	34
3.	Two Players	33

PUNTS INSIDE 10

1.	Sam Koch	16
2.	Marquette King	14
3.	Three Players	13

PUNTS INSIDE 5

1.	Andy Lee	6
2.	Sam Koch	5
	Three Others	5

"He is composed, he is resilient, and he's not easily rattled. People don't really expect it from a punter, but I definitely think Sam Koch carries that special Raven persona."

— Terrell Suggs, Ravens Outside Linebacker

SAM IN THE 20

P Sam Koch is the Ravens' all-time leader in punts inside the 20 (357). In 2017, he posted a franchise-record 40 boots inside the 20, which ranked as the NFL's most.

* In 2017, Koch's 40 punts inside the 20 ranked No. 1 in the NFL.

PUNTS INSIDE THE 20 (Ravens All-Time History)

Rk.	Player	In 20
1.	Sam Koch	357
2.	Kyle Richardson	128
3.	Dave Zastudil	89

PUNTS INSIDE THE 20 (Ravens Single Seasons)

Rk.	Player (Year)	In 20
1.	Sam Koch (2017)*	40
2.	Sam Koch (2010)	39
	Kyle Richardson (1999)	39

RAVENS IRONMAN

RAVENS CONSECUTIVE GAMES PLAYED / ALL-TIME STREAKS

Rk.	Player	Games	Years
1.	Sam Koch	192	2006-present
2.	Jarret Johnson	129	2003-11
3.	Joe Flacco	122	2008-2015

BALTIMORE RAVENS MOST ALL-TIME GAMES PLAYED

Rk.	Player	Games	Years
1.	Ray Lewis	228	1996-2012
2.	Terrell Suggs	212	2003-present
3.	Matt Stover	207	1996-2008
4.	Sam Koch	192	2006-present
5.	Jonathan Ogden	177	1996-2007

PINNING 'EM DEEP

Dating back to 2006, when he entered the NFL, **P Sam Koch**'s 357 punts inside the 20 rank second in the NFL.

NFL PUNTS INSIDE THE 20 / SINCE 2006

Rk.	Player	In 20
1.	Dustin Colquitt (KC)	393
2.	Sam Koch (Bal.)	357
3.	Andy Lee (Ari.)	332

In 2017, Koch twice earned AFC Special Teams Player of the Week honors (Week 12 vs. Hou. & Week 15 at Cle.). He is the first punter to win multiple POW awards in a single season since Buffalo's Brian Moorman in 2006.

PRO BOWL PUNTER



In his 10th season (2015), **P Sam Koch** was finally named to his first Pro Bowl, as the standout punter's net average (42.9) ranked No. 2 in the NFL, while his gross average (46.7) was ninth. Koch also dominated the league in 2014, producing the No. 1 net (43.3) and No. 3 gross (47.4) averages.

NOTE THE QUOTE

ESPN.com's Kevin Seifert on Sam Koch's arsenal of punts:

"Some are designed to hook toward the sideline with maximum hang time. Others use an intentionally low trajectory to aid coverage teams. He has a knuckler and one kick that drops, from the returner's perspective, roughly in the shape of the letter 'S.' He's debuted a 'boomerang' punt that does just what you would imagine it might. Most, but not all, of these punts are intended to discourage a clean catch and minimize the return.

"It's not unusual for NFL punters to develop a 'changeup' of sorts, but no one has ever had multiple options at the ready. ... The NFL changes every day, but there are only a few moments in each generation when it transforms. This is one of them. In plain sight, Sam Koch and the Ravens have introduced a new way to punt."



Punts In 20
NFL's Fourth Most Since 2014



Net Punt Average
NFL's Fourth Best Since 2014



Gross Punt Average
NFL's 13th Best Since 2014



JUSTIN TUCKER NOTES

TUCKER THE ALL-TIME BEST

K Justin Tucker is the NFL's most accurate kicker of all time, hitting on 202 of 224 FGAs to produce a 90.2 success rate. In 2017, he made 34 of 37 attempts (including 19 straight to close the year). His lone misses came from 58, 62 and 46 (blocked) yards.

BEST CAREER FIELD GOAL PERCENTAGE (NFL History / Min. 100 Att.)

Rk.	Player	FGM-FGA	Pct.
1.	Justin Tucker	202-224	90.2
2.	Dan Bailey	186-211	88.2
3.	Stephen Gostkowski	340-388	87.6
4.	Stephen Hauschka	220-252	87.3
5.	Robbie Gould	325-374	86.9



9 TUCKER
6 SEASONS
2 PRO BOWLS
6-1, 183
KICKER

In 2017's Week 16 win vs. the Colts, Tucker (then 802 points) became the fastest pure kicker in league history to reach the 800 milestone, doing so in his 95th game. Of overall players, only Gino Cappelletti (a WR/PK combo from 1960-70) did it faster (93 games).

TUCKER'S CAREER STATS

Year	1-19	20-29	30-39	40-49	50+	Total	Pct.	LG	PAT	Pts
2012	0-0	8-8	8-8	10-13	4-4	30-33	90.9	56	42-42	132
2013	0-0	10-10	12-13	10-11	6-7	38-41	92.7	61	26-26	140
2014	0-0	10-10	11-11	4-4	4-9	29-34	85.3	55	42-42	129
2015	0-0	10-10	9-9	10-11	4-10	33-40	82.5	52	29-29	128
2016	0-0	4-4	10-11	14-14	10-10	38-39	97.4	57	27-27	141
2017	0-0	7-7	11-11	11-12	5-7	34-37	91.9	57	39-39	141
Totals	0-0	49-49	61-63	59-65	33-47	202-224	90.2	61	205-205	811



FGs Made
NFL's Most
Since 2012



Points Scored
NFL's Second
Most Since 2012



Career FG Pct.
Best Mark
in NFL History



40-Plus-Yard FGs
NFL's Most
Since 2012



50-Plus-Yard FGs
NFL's Most
Since 2012

PERHAPS THE BEST YEAR EVER

In 2016, All-Pro **K Justin Tucker** connected on 38 of 39 FGAs (lone miss was a block), posting the fifth-best percentage in NFL single-season history. In addition to making 35-straight FGs at one point (tied for fifth-best streak ever), here are several facts about his remarkable season, which is arguably the best ever by a kicker:

- ✓ Tucker's 38 FGs made ranked No. 1 in the NFL. He was also 27-of-27 on PATs. An NFL single-season record 24 of Tucker's 38 FGs made in 2016 came from 40 yards or beyond.
- ✓ Tucker's 10 FGs of 50-plus yards are a Ravens' single-season record. They tie (Blair Walsh, 2012) for the most in NFL history. (Tucker was a perfect 10-for-10 from 50 yards and out during the 2016 season.)
- ✓ Tucker's 141 points ranked second in the league only behind Atlanta's Matt Bryant (158).
- ✓ In Week 12 vs. Cincy, Tucker became just the ninth kicker in league history to make 3 FGs of 50-plus yards in a single game (52, 57 & 54). He is also the first kicker in NFL history to make 3 FGs of 50-plus yards in the first half of a game. (These feats earned him AFC ST POW honors.)

BEST FG PERCENTAGE / NFL SINGLE-SEASON HISTORY

Rk.	Player (Team)	FGM-FGA	Pct.
1.	Gary Anderson (1998)	35-35	100.0
	Mike Vanderjagt (2003)	37-37	100.0
	Jeff Wilkins (2000)	17-17	100.0
	Tony Zendejas (1991)	17-17	100.0
5.	Justin Tucker (2016)	38-39	97.4

TUCKER TIDBITS

- ✓ Since PATs were moved back in 2015, Tucker (95-of-95) is the only NFL kicker yet to miss.
- ✓ Tucker is a four-time AFC Special Teams Player of the Month, which ranks one more than legends S Ed Reed & K Matt Stover for the most POM awards in Ravens history. (Tucker has also earned seven AFC Special Teams Player of the Week honors.) "Tuck" earned his fourth POM award in Nov. 2017, going 8-for-8 on FGAs and 6-for-6 on PATs.
- ✓ Tucker's 6 FGs on 12/16/13 at Det. set a team record and a single-game NFL high in 2013. Against the Lions, he became the first NFL kicker ever to connect from the 20-, 30-, 40-, 50- & 60-yard range in a game.
- ✓ Tucker's 93.7 career FG% when kicking on grass (104-of-111) ranks as the NFL's best of all time.
- ✓ Tucker's 92.5 career FG% (98-of-106) in the second half/overtime ranks as the NFL's best second half/OT mark of all time.



JUSTIN TUCKER & ERIC WEDDLE NOTES

TUCK'S CHART TALK

MOST FIELD GOALS MADE / SINCE 2012

Rk.	Player (Team)	FGM
1.	Justin Tucker (Bal.)	202
2.	Stephen Gostkowski (NE)	199
3.	Stephen Hauschka (Buf.)	179
4.	Adam Vinatieri (Ind.)	172
5.	Matt Bryant (Atl.)	168

MOST NFL POINTS / SINCE 2012

Rk.	Player (Team)	Points
1.	Stephen Gostkowski (NE)	901
2.	Justin Tucker (Bal.)	811
3.	Stephen Hauschka (Buf.)	766
4.	Matt Bryant (Atl.)	744
5.	Adam Vinatieri (Ind.)	735

CONSECUTIVE FIELD GOALS MADE (All-Time NFL Streaks)

Rk.	Kicker (Years)	FGs Made
1.	Adam Vinatieri (2015-16)	44
2.	Mike Vanderjagt (2002-04)	42
3.	Gary Anderson (1997-98)	40
4.	Matt Stover (2005-06)	36
5.	Justin Tucker (2015-16) Adam Vinatieri (2013-14)	35

BEST NFL FIELD GOAL PERCENTAGE (2016 Season)

Rk.	Player (Team)	FGM-FGA	Pct.
1.	Justin Tucker (Bal.)	38-39	97.4
2.	Matt Bryant (Atl.)	34-37	91.9
3.	Ryan Succop (Ten.)	22-24	91.7
4.	Stephen Hauschka (Sea.)	33-37	89.2
5.	Cairo Santos (KC)	31-35	88.6
6.	Two Players	27-31	87.1

BEST FIELD GOAL PERCENTAGE / ROOKIES (NFL History)

Rk.	Player (Year)	FGM-FGA	Pct.
1.	Blair Walsh (2012)	35-38	92.1
2.	Justin Tucker (2012)	30-33	90.9
3.	Harrison Butker (2017)	38-42	90.5
4.	Cody Parkey (2014)	32-36	88.9
	Alex Henery (2011)	24-27	88.9
5.	Chandler Catanzaro (2014)	29-33	87.9

BEST FIELD GOAL PERCENTAGE (Ravens Single-Season History)

Rk.	Player (Year)	FGM-FGA	Pct.
1.	Justin Tucker (2016)	38-39	97.4
2.	Matt Stover (2006)	28-30	93.3
3.	Justin Tucker (2013)	38-41	92.7
4.	Justin Tucker (2017)	34-37	91.9
5.	Justin Tucker (2012)	30-33	90.9

(min. 16 att.)

TUCKER'S GAME-WINNERS

12

Career game-winning FGs by K Justin Tucker:

- 2016: Week 3 at Jax., 53 yards
- 2016: Week 2 at Cle., 49 yards
- 2015: Week 11 vs. STL, 47 yards
- 2015: Week 8 vs. SD, 39 yards
- 2015: Week 4 at Pit., 52 yards OT
- 2014: Week 3 at Cle., 32 yards
- 2013: Week 15 at Det., 61 yards
- 2013: Week 10 vs. Cin., 46 yards OT
- 2013: Week 5 at Mia., 44 yards
- 2012: Div. at Den., 47 yards 2OT
- 2012: Week 12 at SD, 38 yards OT
- 2012: Week 3 vs. NE, 27 yards

"He's very valuable. I'm a Justin Tucker guy, along with Morgan [Cox, snapper] and Sam [Koch, holder]. It's a team effort in there with the protection, and those guys do a good job. But when it's all said and done, the kicker is key. He's the guy that's going to knock it through the uprights, and there's nobody better than Justin Tucker."

— John Harbaugh, Ravens Head Coach

THE SECONDARY'S SERGEANT

A five-time Pro Bowler (including two as a Raven), **S Eric Weddle's** 29-career INTs rank third among active safeties. In his first year (2016) as a Raven, he produced a team-high 4 picks (tied, C.J. Mosley) and 89 tackles. In 2017, he posted 6 INTs (including 1 "pick-6"), ranking as a team best and tying (A.J. Bouye) for third overall in the NFL.

NFL INTERCEPTIONS LEADERS / ACTIVE NFL SAFETIES

Rk.	Player (Team)	INTs	Yards	TDs
1.	DeAngelo Hall (Was.)	43	838	5
2.	Reggie Nelson (Oak.)	36	486	1
3.	Eric Weddle (Bal.)	29	467	4
4.	Mike Adams (Car.)	27	326	2

32 WEDDLE

11 SEASONS

5 PRO BOWLS

5-11, 200

SAFETY



INTERCEPTIONS LEADERS / SAFETIES / SINCE 2016

Rk.	Player (Team)	INTs	Yards	TDs
1.	Eric Weddle (Bal.)	10	177	1
2.	Kevin Byard (Ten.)	8	130	0
	Ha Ha Clinton-Dix (GB)	8	80	0
	Micah Hyde (Buf.)	8	75	0
5.	Three Players	7	n/a	n/a



1
Active NFL Safety
(Weddle) w/ at least
900 tackles, 25 INTs & 5 sacks



3
Active NFL Safeties
(Weddle, D. Hall & R. Nelson)
w/ 25 INTs & 85 PD



6
INTs in 2017
Ranked Third in NFL
(tied, A.J. Bouye)

Weddle earned his first-ever AFC Defensive Player of the Week honor for his performance in 2017's Week 13 win over Detroit. In the game, he tallied 3 tackles, 1 strip-sack and a 45-yard interception return for a touchdown, leading the Ravens to a 44-20 victory.



2017 COMMUNITY RECAP

Throughout the 2017 season, Baltimore Ravens players, coaches, cheerleaders, mascot Poe and staff served the Baltimore community through a variety of outreach events and programs. By partnering with local schools, military groups and other non-profits, the Ravens continued their mission of serving their fans and being a positive force in their community.

PLAY 60



During the season, the Ravens hosted three *PLAY 60* assemblies at local elementary and middle schools. Ravens players, including **DB/LB Anthony Levine Sr.**, encouraged students to take part in 60 minutes of physical activity per day.



By hosting football clinics, Ravens players taught individuals the fundamental techniques of football. **QB Joe Flacco** and teammates took part in the team's *PLAY 60* clinic with over 100 athletes from Special Olympics Maryland.



The Ravens hosted their annual NFL/United Way Hometown Huddle at the UA House Lafayette. Several players and mascot Poe joined nearly 100 school students for a morning of fun activities as part of the *PLAY 60* initiative.

CRUCIAL CATCH: INTERCEPT CANCER



Over 100 cancer survivors participated in the Ravens' annual Sip N' Paint night at M&T Bank Stadium. **DT Carl Davis** and several teammates joined the survivors for an evening of fun, dining and an instructional painting class.



The Ravens recognized over 40 survivors of various forms of cancer during their *Crucial Catch: Intercept Cancer* game on October 15. During the game, fans were also encouraged to decorate signs to honor their loved ones battling cancer.



As part of their annual *Crucial Catch Day*, Ravens staff, cheerleaders and mascot Poe visited St. Agnes Hospital. The Ravens and American Cancer Society presented the hospital with a \$50,000 grant donation to promote cancer screenings.

SALUTE TO SERVICE



Throughout the season, the Ravens continued their support for the military. In 2017, the Ravens stuffed over 200 care packages for military veterans and their families. For the first time this season, the Ravens also hosted a military combine challenge in which members from the four military branches competed for a chance to lead players onto the field prior to the *Salute to Service* game. All of the participants from the military combine received complimentary tickets to the game and took part in a special pre-game ceremony.



HOLIDAY GIVING



Helping Up Mission Thanksgiving Dinner



DB/RS Lardarius Webb



P Sam Koch and LS Morgan Cox



CB Brandon Carr



S Tony Jefferson



TE Benjamin Watson



STEVE BISCIOTTI PRESS CONFERENCE

Opening statement: “Alright, thank you. Thanks for coming. [Senior vice president of public and community relations] Kevin [Byrne] asked me to say ... Usually, I go right into questions, but Kevin asked me to say a couple things about the timing and the format [of this press conference], because he didn’t want you to have to waste your one question on that. Why we waited a month? Because I wanted to, and I needed it. When we talked after the season, we had talked about [the annual planning meeting at my house in] Jupiter [Island, Florida], came up with a time that worked, for Eric [DeCosta] and Ozzie [Newsome] usually, with the Senior Bowl prep and all that – East-West [Game] – and it just made sense. I said I would rather do it afterwards. I would rather spend our time in Jupiter, and then I’ll come back and talk. And it was at the Jupiter meeting that I told them that I really didn’t want them up there [on stage for this press conference], because I knew that most of the questions would be for me, and it’s kind of uncomfortable to sit up here and watch somebody else yap for 30 minutes. I think you’ll get an opportunity ... I think you already talked to John [Harbaugh]. I will twist Ozzie’s arm and get him in front of you at some time before the draft meeting that you never learn anything from anyway. So, commence, in probably the most important speech since my valedictorian back in ’82. *(laughter)* So, let’s go.”

Steve, did you wrestle at all with the decision to bring back John Harbaugh, and maybe to a lesser degree, Ozzie Newsome, in the wake of the third-straight season in which you guys missed the postseason? (David Ginsburg) “Define ‘wrestle.’ Certainly, it was a thought. I was very proud of the way John kept fighting and held the team together when we were losing in the middle of the year. Joe [Flacco] was obviously producing at sub-standard [levels] with his back injury, and after the first couple of weeks, obviously, we were very encouraged by our defense and thought that could hold us together. We didn’t perform very well in the middle of the year. I was proud of the way we fought back as a team. And so, it was certainly a consideration, but not one that I was inclined to make this year. Ozzie – no, but there’s a caveat with Ozzie. We had talked after the 2013 season, and it was about Eric [DeCosta], and Ozzie agreed to re-do his contract for a five-year extension, in which case, he would turn over the 53-man roster to Eric, and that’s a year away. Ozzie will step down as GM and has assured me that he’s not going anywhere, and that he will work with me and work with Eric for a smooth transition, and he’ll be the highest-paid scout in America when Eric takes over next year. So, I was not inclined to make a change in that [contract] we had worked on four years ago.”

Steve, a big story is the empty seats at M&T Bank Stadium. What is your level of concern with the attendance, and how do you win fans back? Is it simply a matter of winning more? (Jeff Zrebiec) “I think that’s the biggest one. You get to the playoffs six out of seven years, you win a playoff game all six of those years – which does not happen in the history of football very frequently ... So yes, I’m worried. I was worried – we talked about it last year; I think we talked about it two years ago, and it’s still a concern. There are a lot of things to deal with. The one we can change right away is the experience, and we’re constantly working on that. We’re making a significant private investment in the stadium, and hopefully that’s going to be part of the answer. But winning is key, and if we start winning and making the playoffs and we still have a problem ... The problem is throughout the NFL, it’s not just here. So, am I disappointed in it? Yes, I’m disappointed in it. Concerned? Yes. If winning is what we need to do to fill the stadium up, then that’s part and parcel with why we’re here. We’re here to win games, we’re here to succeed, and when we fail, the no-shows are a way of telling us that our fans aren’t pleased. So, we’ve got to win. And I hope that solves the majority of the problems.”

Steve, you touched on Joe [Flacco] a little bit at the beginning, but you said last year that you were hoping that he would make progress – and I don’t know how much of a factor his back was in all of this – but did you see the progress that you wanted out of him? And, with his age at 33 and the injuries that he’s had, are there thoughts to start thinking about life after Joe? (Jamison Hensley) “I think that you can think about life after Joe, but most of the franchise quarterbacks ... I don’t know of any franchise quarterbacks that are retiring at 33, 34, 35 anymore – none of them. Eli [Manning] and Ben [Roethlisberger] and our friend up in New England [Tom Brady], they’re all staying [at] 35, 36, 37 – Drew Brees. So no, that’s not really something that we’re worried about right now. We’ve got bigger fish to fry, I guess. I don’t consider that a big worry. We had Joe throwing a week before the regular season game, and I think that we were conservative. If you want to call it boring, we probably were boring. Part of that was protecting Joe and getting the ball out quickly, and it showed up in some pretty ugly offensive numbers. But, what we saw in him when our offensive line solidified and he got more comfortable in the pocket ... Obviously, if we could recreate the last half of the season, then I think we would maybe still be playing. We’re a long way off to have to worry about Joe, I think.”



Does the number of empty seats in the stadium this season impact at all how much influence you exercise in terms of getting playmakers you want to get in the offseason and in the draft, specifically wide receivers and other weapons on offense? (Gerry Sandusky) “Were you in Jupiter [Florida]?” (Reporter: “No, but I’ve been around long enough to know that was one of the topics.”) I think that there is a really good chance that we won’t be drafting a defensive tackle in the first round. I hear the criticism. I also know that we thought about that last year. But last year we were coming off of Mike Wallace having over 1,000 yards. We did get Jeremy Maclin and [Danny] Woodhead, which we thought diversified our offense, and we’re coming off of [Breshad] Perriman finally being healthy and producing 33 catches for 500 yards as a third wide receiver, which is industry standard, to say the least. Typically, we get 1,000 yards out of No. 1 and 800 yards out of No. 2 and 500 yards out of No. 3. If you look at our stats over the years since I’ve been here, that’s held true. We certainly had higher expectations for Perriman. If he had taken his third year and improved on his second year, which we were very pleased with 33 for 500 ... So he started to look like the player we were looking for. We’re going to have to go back into the till. One of my notes was, ‘Do not tamper,’ from Kevin [Byrne], because I’m not allowed to talk about people who are still under contract, even if the season is over. We will be exploring all options in free agency and in the draft for targets for Joe [Flacco].”

Related to Breshad Perriman, to what extent have high-round draft misses – Perriman or Matt Elam or Arthur Brown – affected the ability to build the roster and use resources for future high draft picks to replace with people that didn’t develop like you hoped? (Bo Smolka) “It’s statistically significant, there’s no doubt about it. When you fail on those picks, it costs you. It costs you in wins and losses, and it costs you in salary cap. Every one of those players that have underperformed in the early rounds, you can take a look at our roster and see where we have filled in with high-price people in response to their underperformance. It is significant. We spent a lot of time in Jupiter [Florida] talking about that, and we’ve come up with a couple things we think are instructive. If you look back, I don’t think anybody has had a better draft past those first few rounds. We’ve got three of the five first-round picks that are doing very well for us. When you look at the later rounds, I don’t think anyone has done as much as we have. We try to dig into that and figure out why. When you talk about that Elam and Brown draft, and you back it up with Brandon Williams, Kyle Juszczyk and Ricky Wagner in rounds three, four, and five, we salvaged the draft. If you just flip them into different spots and you were three out of five, that’s what your typical NFL team is going to get; three starters out of the draft. It is significant, but if you look at the last couple of years of getting guys like Willie Henry and [Matthew] Judon ... People like that, Ricky Wagner, being one of them in the fifth round; [John] Urschel and [Ryan] Jensen in the fourth and sixth round, we are very encouraged. But I think while we were down there and talking about it, there were two significant things: One of them was reported recently about the loss of senior scouts in the last year, which is again, always indicative of success. I’m proud of those guys and I’m happy for them, but we don’t play the carousel game with the Ravens. Since Ozzie came in here, he has brought in young people and developed them over many, many, many years to become really good scouts. When we lost those scouts, we didn’t necessarily go out and hire equal scouts to replace them, and I think that was a mistake. I think that in retrospect you can say that you can’t lose those three scouts with 30 years of experience between the three of them and then hire 25-year-olds that are ready to give it the old try. I just said to Eric [DeCosta]: ‘Just go back through and tell me the amount of years of experience in the staffing department, cut you and Ozzie [Newsome] out, and let me see the amount of experience that’s in our scouting department.’ I think that it shows that we have not done a very good job of filling in senior people with senior people. That’s something we are going to address starting right now and hopefully rebuild that on the fly, because we can’t wait for 25-year-olds to get as good as good as Joe Douglas was at 36. That’s one thing. The other one is that I – and this may be my theory – I may have spoken so much that I haven’t given them a chance to tell me that they think it’s hogwash, but I also think we do such a good job of getting these scouts involved. If you saw our grading system and you were in the draft-prep meetings, you would see that there’s a case to be made that we may get too many opinions about the top players in the draft. So, if you’re talking the first three rounds, that’s 96 players. We almost always get our three players in our Top 60 picks, not 96. That’s the same with every team because everybody has their favorites. If you look at those Top 60 players, I think they’ve been over-analyzed.”

I want to ask about something that really didn’t happen during the game; it was before the game. The ramifications from the London stands where players decided to kneel during the national anthem and then stand during God Save the Queen. I can’t tell you how many times I’ve heard it over and over from the fans about how outraged they were about this. What do you feel like the vibrations and ramifications from that are affecting the franchise, and did it affect the franchise in terms of attendance, popularity and the relevance of the Ravens, and the hit that maybe the team took? We haven’t heard from you about it. (Jerry Coleman) “Well, I do think it’s significant, and I do think that it hurt and insulted a lot of our fan base. And I



understand that, but I also am supportive of my players. And you know, I think that was the only time that we ever did kneel. Is that correct? (Yes.) And there have been others on teams before and after that continued to do it. With anything, and then obviously, it was the night before that we got a tweet that I think basically challenged them, I wish I would have known about it the night before. Would I have gone to the meeting and given my two cents? I probably would have. And I may have been successful, because I got to talk to guys like Terrell Suggs, and I talked to Ben Watson on the field 30 or 45 minutes before the game. I had a one-minute conversation with each of them. There was no time for me to tell them what I thought and what I thought would be an opportunity for them to look for an alternative. So, I'm not pleased with it. But again, it's going on throughout the league, so I don't know if that affected attendance everywhere else. I'm not going to put that on our attendance, because we were talking about attendance last year. So, I just am not going to say that that is the main issue. I'm very proud of players like Malcolm Jenkins and Anquan Boldin who realized that they were kind of being misinterpreted and that it was time for action and it was time for progress. They made the initiative to go and meet with the league and meet with the NFL and some of the owners. Things got better, I think, because of people like Anquan and Malcolm that said, 'This is what we're fighting for, and we need you to address it'. I think America needs to address it, and I think that the NFL has always been proactive. I'm a little disappointed that the league wasn't proactive on that issue. I would've liked to have seen them [be more proactive], and I wish the players had gone to the league before this season started, because I think that we could have possibly come up with better solutions than that. Regardless of the fact that it's constitutionally protected, it's still insulting to a lot of Americans. And so, I sure wish that we had done a better job of dealing with that issue in the [2017] offseason. That's a regret that I'll always have."

If you don't get to the playoffs next season, do you bring in a new head coach? And two, what do you see in offensive coordinator Marty Mornhinweg that earned him the right to come back with your organization as its offensive coordinator after you said the offense was boring? (Mike Preston) "In the first half, right? I said it was boring in the first half, and then we were the second-leading scoring team in the second half." (Reporter: "Against bad teams.") "Against bad teams? I didn't know there were bad teams, Mike. But, I'll take your word for it. We've gone through four offensive coordinators in the last five years, and Joe [Flacco] was comfortable with his relationship with Marty, and they produced in the second half of the year. So, when John [Harbaugh] wanted to keep him, then I backed him." (Reporter: "If the team doesn't make it to the playoffs next season, will you bring in a new head coach?") "I'll see you next year. I'm not going to give a 'playoff or bust' edict to you all, or to my coach. He's under as much pressure, probably, than he's ever been in his life, and I expect him to keep his chin up and take his positivity and his talents and make the most of this season. I may as well replace him now if I'm going to tell him, 'Make the playoffs or you're out of town next year.' That's just not the way to run a business."

During your conversations in Jupiter [Florida], is the salary cap going to be more prohibitive than in recent years in your ability to go out and make some moves this offseason? (Ryan Mink) "Not really. Not this year. We've done a lot with a little. But, like always, you re-negotiate contracts to create space, which we probably will do a little bit of that again this year. You're hopefully doing it with people like Brandon Williams, who you know are going to be here. But it is a trick of the trade, and everybody does it, and it's in our contract language. It didn't used to be; now it is. They get more money up front. They're not doing anybody a favor by restructuring their deal – the great misnomer. We'll do what we have to do to fill our roster through the draft and through free agency. We've got some money, and we can create some more, so I'm not too worried about that right now. I think that what we figured out between what we have and what we can get, I think that we can make a splash and help us on the way to getting our offense clicking better."

I was just curious what the organization's response was to Dean Pees re-emerging as a defensive coordinator? Was it a forgone conclusion that last season would be his last? (Brett Hollander) "I heard about that. I heard about [possible retirement] last year, and I even asked John [Harbaugh] in December, because I kept hearing everyone else speculate about it. I wasn't 100-percent sure that he was retiring this year, to be honest with you. But I had heard that all the way back in the '16 season. I just got in last night, so I don't really know what the organization's feeling is about him reemerging. He took the place of maybe the greatest defensive coordinator of all time in Dick LeBeau. You're talking about this coaching carousel that keeps going around and around – and to each his own; it happens all the time. Gosh, the majority of these people, it is ... They call it a coaching carousel for a reason. It's the same people. They keep switching. The music stops, you grab a chair and you're back in a position. They get fired, they get demoted, then they get promoted, then they find themselves back in that position. I wish Dean all the luck. I understand he got his son in; I think that was a big point of his. We have a nepotism rule that may have prohibited that from happening in the last few years. But, I'm happy for him. I'm a little shocked; he's 68 years old, I



think. It's hard to give it up, I guess. He's going to work. But based on what [the media] have written about, it sounds like you weren't too upset to see him leave, and then he shows back up. He's obviously well-respected in the league. [Tennessee head coach Mike] Vrabel [played] for him. I'll root for them when they're not playing us."

Do you have any thought to doing what the Falcons did with their concessions? (Vinny Cerrato) "Yeah, I have thought about it. Unfortunately, we're in a contract that we would have to renegotiate with them. I guess [Falcons owner and chairman Arthur Blank] was getting to start new with his new stadium. But yeah, obviously, it's not a great driver of income for us. It's something I would really like to take a hard look at, and at least, come up with select items that we can do. If it means us ... I can't make Aramark do that with me, but I can make them go along as long as it's my share of the profits that I'm waving. Yeah, I'd like to take a look at that. I think we could probably do that."

I'm just wondering if any point in your business career – non-football – you were in a similar situation? Looking around, seeing some things you like, maybe some things you wanted to improve upon? If so, did that experience, looking back on it, offer you any guidance in how to proceed here? (John Eisenberg) "It's much the same, to be honest with you. I think in my years of running the business, we had two recessions – in '99 and then back in the early '90s. So, we did have layoffs at the time, and that got us an opportunity to reset. It was painful. I know that some of you wish that I was sitting here talking about that. I understand and respect you guys for what you do, and what you think and your itchy trigger fingers. I really do; I get it. But I also think if you're honest with yourself, it's rather self-serving, because if I had fired everybody, then you guys would have 10,000 new articles to write, and it would make your job a whole lot more fun than sitting here listening to me talk about continuity. Everything that I have experienced in my life, I bring to the table. I try to make decisions that have some history, but they don't necessarily have to be based on history, because every tough decision I ever made was probably for the first time, and then that goes into the history books for me to pull from in the future."

With one playoff appearance in the last five years, do you worry that stability has given way to stagnancy? (Ed Lee) "Stagnant? That's for you guys to decide. I don't think we're stagnant at 1 Winning Drive. I think we are as enthused as we've always been. Disappointed, embarrassed and determined – but not stagnant."

In the 2013 season you went 8-8 after you won the Super Bowl, and obviously you're not going to win the Super Bowl every year, but this is not typically the standard that you want going forward. Are you surprised now to be up here saying that these are your guys and you're loyal to them – that you're moving forward with them and then lead them? (Pete Gilbert) "It wouldn't even be a question if we had stopped Pittsburgh in '16 and Cincinnati in '17. That's the thing – it wouldn't be an issue. We're literally looking at a few moments of time that went against us, versus the crazy things that went for us in the Super Bowl year. We're living with fourth-and-12 now. We used to live with fourth-and-29. So, we're living with the Bengals doing that to us, instead of Jacoby Jones doing it to Denver. We're not talking about 4-12 seasons here. We're talking about a franchise quarterback that had a herniated disc and was not healthy for the first half of the year. There are a couple games that we should have won, that we wouldn't have been sitting there. We might've been resting our starters against Cincinnati, and that's our goal next year."

We have talked a lot about the offense, but when you guys are having your meetings in Jupiter, do you guys feel like the defense is pretty much set? (Garrett Downing) "Well, from a personnel standpoint it is. I am looking for increased production from some people, but we did not have a spot for Marlon [Humphrey], and then desperately needed for him to hold things together there at the end. It started with Tavon [Young] and [Jaylen] Hill and Jimmy [Smith] and [Maurice] Canady. We dealt with a monster load that would have been like Groundhog Day if it was not for [Humphrey's emergence]. And we talked 'Webby' [Lardarius Webb] into coming back, and he filled a nice role for us while Canady was hurt. So, had we not gotten Marlon Humphrey in the first round, things could have gotten really ugly for us in that back end like it had in the past. That is why we took Marlon in the first place, even though we had both corner spots locked up. We also were horrible sacking the quarterback last year, and we were determined to improve on that, but we got every snap out of [Matthew] Judon and Za'Darius [Smith]. Had Suggs or Judon gone down, then the kids we took in the second and third round [Tyus Bowser and Tim Williams] would have gotten a lot more snaps. We thought we had taken a B-plus and turned it into an 'A' by concentrating the early rounds on defense, and it did until a couple fateful plays and drives. We have a lot of depth on defense. We have a lot of young kids that are ready to produce. Some of them come back healthy, so yes, I think you can be assured that the majority of our attention will be on offense this year."



What does it mean to you that Ray Lewis may go into the Hall of Fame tomorrow? (Jordan Schatz) “It is awesome. Obviously, there is nobody more deserving. He made people around him better, which is the greatest compliment that you can give anybody in football, and he clearly was that guy. Jonathan [Ogden] was our first pick, he is the first one in. Ray is the second pick in Ravens history, and he is the second one in. We have another one, [Terrell Suggs] wrapping up his career with double-digit sacks at a very advanced age. I think he will be looking at that, and Ed Reed will probably be in before that. We have a nice string of them going in there.”

This is probably a question we ask almost every year, but we speak to you generally once a year. Just checking in on your level of passion and enthusiasm for owning an NFL team, especially in the light of some of the struggles over the last three years. Where do you stand with that, and are you looking long range to maintain what you have here? (Mark Viviano) “Yes, my passion is still there. You said passion and enthusiasm? My passion is still there. My fans lose their enthusiasm for it, right? I hate losing, and my fans hate losing. They get angry and say things they say they shouldn’t, and I get angry and say things that I shouldn’t, too. Luckily, I don’t do it in front of the microphone, usually. No, I have not changed. I am very comfortable where I am. I am here for the foreseeable future.”

Steve, before we started here, you kind of joked this was your most important speech since high school? (Shawn Steptner) “No, valedictorian in college. Actually, I told my mom that day, I did not even want her to come to Salisbury. I did not want to go, and she said, ‘No, I put you through school. I am coming to your graduation.’ I said, ‘If it goes by alphabetical, you will be out early. If it goes by GPA, you are in for a long day.’” (laughter)

On a serious note, how much do you think this franchise is at a crossroads, given no playoffs in three years and maybe not as feared as it once was? (Shawn Steptner) “What is a crossroad? I do not even know what you mean by a crossroad. I either keep John [Harbaugh] or I fire John. I promote Eric [DeCosta] to GM, and Joe [Flacco] has a shelf life at 33 years old. I don’t even know what you mean by that, and that is what you guys [the media] talk about. I don’t know what you mean by that. Crossroad to what?” (Reporter: “Along the lines of maybe around the league, the Ravens on the field are not as feared as they once were. Your reaction?”) “I don’t even know how to ... I’m sorry. I don’t know. I will have to call some coaches and ask them if they are scared of me. That is just silly.”

Going back to the decision on Ozzie Newsome for next year, and Eric DeCosta taking over. Just logically, Eric has been a part of this decision-making process throughout this last five years. What is it about Eric that maintains your confidence in having him take care of you? (Peter Schmuck) “Everything, everything. I think he has learned from Ozzie. I think he is a great leader of the scouts. It is Ozzie’s department, but most of the interaction with all the scouts is with Eric. I have seen the way he goes about the business. I have seen the way he has embraced technology and analytics, and I like working with him. I think that is pretty evident by the fact that we are getting called every single year to try and get him, and it is just a matter of it is time. There are people that are running other franchises that got the jobs because Eric would not take it. This year, it was the Packers. To me, that is the best job in the NFL. Working for me is the second best, but working for no owner is the best, and that is what the Packers offer that nobody else does. I think that if I was going to let Eric go I was going to certainly let him go for the Packers job, because I think it is a really cool job.”

More on this decision on Ozzie? (Peter Schmuck) “No, that’s what I’m saying. Ozzie’s decision was made four years ago. Eric knew it all going in; he just wanted to make sure that the deal was still there when the Packers called, because obviously, it probably interested him more than any other job.”

Steve, as we’ve talked to key players from the last Super Bowl team, several of them have said that they perceive the falter came over the last five years because some strong, independent voices have disappeared from the locker room. Do you think that is a fair criticism at all? (Childs Walker) “No. No, I really don’t. You can’t replace Hall of Famers. You can try, but the two Hall of Famers that were here five years ago were both picked at the end of the first round. I don’t know who else ... I mean, who else are you talking about with strong voices?” (Reporter: “Anquan Boldin is an example. Ed Reed and Ray Lewis are the obvious ones.”) “Anquan was quiet as a mouse. I don’t see him as a strong personality. Stronger than Mike Wallace? I don’t think Anquan Boldin’s personality as any stronger than Mike Wallace’s or Steve Smith’s. Steve Smith took over for



Anquan Boldin, and he's the one you bring up? I don't think so. If you brought the three of them in and had dinner with them, I don't think you'd walk out and go, 'God, that Anquan won't shut up.'" (laughter)

Steve, you brought up before the absence of some of the fans at the games and you noticed it before the anthem issues involving the Ravens. I'm wondering how much time in Jupiter (Florida) was spent on talking about how to re-engage the fans? And are there any specifics that you can site other than you think if you win, fans are going to be there? (Stan Charles) "Like I said, that's the only one that I can't do a thing about until next year. The renovations, but that's not something that I think is ... That's not something that I'm going to waste my time in Jupiter with. That's something that we'll literally start with now, but that's more Kevin [Byrne] and Dick [Cass] than it is Ozzie [Newsome] and Eric [DeCosta] and Pat [Moriarty]. We need an exciting brand of football, and we need to win. But, New Orleans has a really, really exciting brand of football that went 7-9 three years in a row. It didn't help them. Exciting doesn't necessarily mean wins, and we have been a defense-dominant team since I've been here, since long before I bought the team. And we want to keep that, because we don't want people not to be scared of us, so we're going to keep working on that, to keep scaring people."

Are you satisfied with the way the league has addressed concussions, and how much do you think that has played into fan attendance league-wide? (Kirk McEwen) "I don't think it affects fan attendance. Do you? I can't say that I've heard anybody say, 'I'm giving up my tickets, because I can't stand to see the hitting.' I'm pleased with it, because we're making progress. We are obviously taking it serious, and the reported concussions are up. I understand the concussions were up, but you have to understand, that that is a cause and effect that there are so many concussions. I think they rose this year from the last few years – not significantly – but I think the evaluation process is probably doubled to increase the concussions by 10 or 20 percent. So, I'm pleased with it. The more you pull players off the field, the more you are going to affect one very significant game, and I understand that they're moving from the [injury] tent to the locker room if they are unsteady on their feet or something, they immediately have to go to the locker room. So, I think all of that is good. We've had more significant issues of people questioning why he wasn't – like Cam Newton – why he wasn't checked out thoroughly, than the opposite. So far it hasn't hurt the game, and I think overall, it's certainly what we have to embrace going forward. So, yes, I'm pleased with everything the league is doing."

Is there any update on a change in ticket pricing, and have you thought about maybe even lowering them? (Jeff Zrebiec) "No, I haven't discussed lowering them. I like Vinny [Cerrato's concession price reduction question] deal – I give them free hot dogs instead. I am not lowering tickets. I think we've only increased twice in the last 10 years, so we're a few years away from having to do that again."

When you look at the five years since the Super Bowl team, would you describe that period as the most challenging during the time you have been associated with the Ravens? (Childs Walker) "No. No, actually, not at all. I would say '02, '03, '04, '05, '06, '07 was definitely worse. No. 1, I didn't have a franchise quarterback. We tried with Kyle [Boller]; we tried with Steve McNair. We had a playoff year with both of them in those five years, I guess, right? But no, this is not as challenging. I don't think so. I've still got people that I'm confident in."

Will you give me the definition of a catch? I was in the league for 20 years, and I still don't know what a catch is. (Vinny Cerrato) "Stupid. (shakes his head) The whole thing is stupid. I heard Roger's [Goodell] thing. I heard the whole objective/subjective thing. I agree with it. Start over. It's just ridiculous. It's making these ... Every time you've talked about referees, I've always defended them. It is such a hard job, they do such a good job, and yet we're sitting there looking at five different HD camera angles, and then they're changing some things, and I think it's worse than it's ever been. I think sometimes things have to get really, really bad before there is change. I bet you that there is going to be a significant change in that. A football move? I mean, how you can catch the ball, get both feet down, turn towards the end zone and start diving for it, and they say it's not a football move? No. It's stupid."



JOHN HARBAUGH SEASON REVIEW PRESS CONFERENCE

Opening statement: “It is good to see everybody. I appreciate you guys being here, as always. I am excited about having a chance to wrap things up. We have done that with our players. We are in the process of doing that with our coaches, in terms of the season and then planning ahead, in terms of what we are going to do for the next days, weeks, months and year to become the best team we can be going forward. Just as far as the way the season went – I’ll capsulize it a little bit. In the end, when it is all said and done, you look at your people and the job they did. You try to look at it from a lens of every kind of perspective that you possibly can – as a leader – and say, ‘Hey, you know what? How did we do in the end?’ Individually, how did we do? How did we do as a group? How did we work together? How did we compete? How did we handle adversity? How did we respond to triumphs and disasters and all of those different things that happened over the course of a football season or life? I have had a chance to do that, and in the end, I am really proud of our people. I am really proud of the organization [and] the way we fought. I feel like our players ... There was no drag on anything we did all year from April 15 through this week. We had a bunch of veteran leaders that came to work every day with one thing in mind: to be the very best they can be and to help the people around them be the best they could be. We had a bunch of young guys that did not concern themselves with things that young guys do sometimes, but concerned themselves with being the very best that they could be, take the leadership that the vets were giving them, that the coaches were giving them and try to be the best players they could be for this football team. In the end, that is what you ask for people. I am happy with that; I am proud of that. I feel good about our people, and I am excited about where we are going forward. That is where we are at.”

You say that you look through the lens a lot of different ways. How do you assess a team that played against so many No. 2 quarterbacks? Is that part of the analysis of how your team did this year? (Stan Charles) “It is an interesting way of looking at things, and that is different every year. Every year, you face different situations. You face great running games, you face top defenses, or you face great pass rushers. Some years you face more than other years. That will be part of it when we look at the Xs and Os part of it, in terms of how we build our defense going forward. We do not look at it to assess [and say], ‘Hey we are good [or] we are not good.’ All of those stats are not quite as good as you think you are. You had 47 or 41 or whatever number of sacks we had. It doesn’t not count because of who you played or the offensive line that you played or anything like that. I think that you take it as a whole, and you try to look at it that way. As far as detailing all the little issues out, we will do that with tape. We will do that with our conversations about each player, each scheme that we have and try to tweak it, adjust it, improve it and get better wherever we can. If we face a slew of All-Pro quarterbacks next year, we will have to be ready to stop those guys, and it will not be an excuse if we don’t – that we faced great quarterbacks. You take it as it comes, I think.”

Have you made a determination on who will be your offensive and defensive coordinators next year? (Jamison Hensley) “Yes. We are not making changes. If guys get opportunities to go somewhere and do some different things, we will see how that goes over the next couple of weeks. I think that is something you deal with every year. Dean [Pees] is obviously retiring. I put a statement out on that and have just a lot of love for Dean Pees and a lot of respect for Dean. The job he did here over eight years, I think was just tremendous. The record speaks for itself, in terms of the defense that we played. It is not without adversity or challenges, obviously, but every team faces that. The rest of it – we will build from there. I will find a defensive coordinator somewhere, inside or out. We are in the process of doing that right now. But I am happy with the coaches that we have on defense and offense. We are building going forward.”

I know we asked you during the bye week, but I am going to ask you this again. What are you seeing from the offense and Marty Mornhinweg being in charge of that tells you, “This is improving. This is getting better.” What gives you confidence that is the right decision? (Luke Jones) “Well, first of all, you look at who is coaching for you and what we are doing. I am going to tell you what, I have said this all along – I’m not going to change it – we have great coaches. The creativity that I saw and ways that we schemed guys open, schemed run game, schemed pass game, schemed plays to be created, I was happy with that. You can look at the stats, and I can give them to you if you want; I happened to bring a few in, because I am not really a stat guy. The bottom line is that we improved tremendously, and we faced a great deal of adversity on offense. I am not going to stand up here and make excuses, but there were a lot of tough situations that we faced on offense. You deal with those things as they come, and you try to find a way to win the next game, whether it is the quarterback does not go through training camp, or both your guards get hurt, or whatever it might be along those lines. You have to find a way to win the next game the best way you can, and we did that. Sometimes it meant trying to win a game a certain way. Other times it meant, ‘Hey, let’s try to scheme up some plays and scheme some guys open and things like that.’ But at the end – over the last half of



the season – we are the second-highest scoring offense in the league. That is not something that you take lightly. What we talk to our players about and what we talk to our coaches about and something that I believe personally is that you put everything you have in to getting a little bit better every single day. We talk about 1 percent better – that is a way of visualizing what it takes. What does it take to get 1 percent better every day? It takes everything that you have – every ounce of energy, expertise, ability to overcome adversity, because there are a lot of things that are going to break you down. You have to overcome those things. If somebody gets hurt, you have to overcome it and get 1 percent better. You have to find a way to build around those things. You do it against a bunch of opponents that are very talented that are trying to do the same thing. That is the challenge and the drama of the National Football League. Our guys did that. That is what we did. I understand what kind of offense we are capable of building. To me, we are in a process right now – the process of building a football team that has been taking place since 2015 – 2015, 2016 and 2017 through the draft, because it is a young players' league, in terms of the way the cap works. We have drafted well for the most part. We have drafted a lot of good players here. Have we made mistakes? Sure. Everybody makes mistakes here and there, and you have to overcome those mistakes. I believe in these coaches. I understand the job that they did this year because I see it close up. I think our offense made a heck of a lot of progress, especially considering the adversity that we faced and the challenges we were up against this year. That is why we are rolling."

With your salary cap situation being so low, how important is it with the draft coming up to not just hit on your first-round pick, but multiple picks, and could there be changes with personnel with people making decisions at that level? (Jerry Coleman) "You mean as far as the players that we bring in and changing players on our team and things like that?" (Reporter: "Yes, and the decision-makers. Would you like to be involved in personnel and maybe more involved in choosing?") "We have a great system here. I appreciate the question, because I think it is a fair question. Our system and the way we do it, I love it. Ozzie [Newsome] and I have a phenomenal relationship. We work every single day to be the best that we can be. He helps me, and I help him. He is involved in football, and I am involved in personnel. We understand each other's areas, and we work together. That is the way that it has to work. I will be involved in personnel to whatever degree I can to help the best I can, because I understand the roster. I understand how we want to fill the roster and how we can make the team better more than anybody does. I will watch all the players, and I will understand who the players are. But also, we have great evaluators, and we will lean on those evaluators. That part of it – it will be very important. We have to draft well. We have to do a great job of bringing in guys that can make our team better. There are going to be specific areas that I will be looking to bolster on the roster for sure, and Ozzie feels the same way."

Is offense one of those areas, maybe wide receivers and tight ends? (Jerry Coleman) "Absolutely. We want to get playmakers. That is something that we need. I do not think it is any secret that we need to add playmakers to the mix, and we have playmakers. We have young ... One thing we told our young guys ... Our young guys were sitting in those chairs. We broke the team meeting and had the young guys come down to the front, the first-, second- and third-year players. It was amazing how many of them there were, first of all. I said, 'Look around. You guys are the foundation of this football team, and here is what needs to be done between now and when we come back in April. You need to be a better player. You need to be a much better player April 15 than you are right now. That is not going to be here. You are not going to do it by coming to practice every single day.' They did a great job every single day applying that, but [I said], 'I need you to apply that from now until when we come back – whatever area it is.' Then, we have talked to individual guys about that area, including strength and conditioning, route-running, catching the ball. [I said], 'All of the things that you can do to be a better player, you have to do.' I fully expect our players to do that, but with that goes the fact that we are going to add players. It is not to say that we can't add some players through free agency. That is the way that the salary cap has worked, and the draft will be a major part of that, sure."

Owner Steve Bisciotti said last year that you needed QB Joe Flacco to be better. In your opinion, was he better this year, and can you assess his play overall? (Shawn Steptner) "I do not know that it is a fair comparison one year to the next. I know Joe has dealt with injuries the last two years. When you look at it objectively ... Again, during the season, we are not going to stand up there during the season and make excuses. Joe certainly is not going to do that; he never does that. But he is coming off a major knee surgery in 2016, and in 2017, now, he tweaks his back two weeks before training camp and missed all of training camp. To say that was not a factor in our passing game early combined with the personnel issues that we had there, it just wouldn't be fair to Joe. Joe did a great job of fighting through that, and really, I would say Marty [Mornhinweg] did a great job of getting Joe from week to week, because it was not like you come back there the first week, and he is ready to throw himself 100 percent in to a bunch of grinding work, and yet, he missed all of training camp work as well. We had to kind of



work him back in week to week and make sure he was capable of performing, that he could go out there and make it through a game from one week to the next. I think Joe did a great job that way. As far as numbers and things like that, the first half of the season to the second half of the season was dramatic. To me, it speaks to what I am talking about. I think the number of interceptions, the touchdown passes, those kind of things, it is just a dramatic turnaround. It definitely speaks to his health. The other thing Joe did a great job of was he protected the football in the pocket. We had no sack-fumbles all year. He got the ball out. Maybe sometimes he got the ball out quick, but I think he was under duress a lot of times early in the year when we lost both of our guards. He did a good job of managing that situation, and I feel like towards the second half of the season, we were completing some more balls downfield. The fact that he protected the ball in the pocket and did not take very many sacks, speaks very well to the season that he had.”

Is there a concern about QB Joe Flacco’s mechanics? Is bringing in a quarterback coach a possibility, or do you still like having Marty Mornhinweg to have that direct interaction? (Jeff Zrebiec) “We will figure that out. I think that is a good question, and we will try to work that the best way we can. You want that to be streamlined; you want everybody to be on the same page. You do not want friction. You do not want a clash of philosophies or anything like that. That goes with Joe being a major part of that, because you are talking about a veteran quarterback. It is a little different than any other veteran quarterback. He is a big part of that process – what is best for him. If we can do that, we will do that, and I am kind of working through some of that right now. As far as his mechanics and all that, when you miss training camp and you are working with a back tweak, I think all that being considered, Joe’s mechanics were pretty good. Can they be better? If I can go play by play and break it all down, anybody who knows anything about the position, any coach can look at it and say, ‘Hey, you know what? He is throwing off his back foot,’ or, ‘He should have had his toe pointed here.’ Or [they could say], ‘His elbow dropped a little bit.’ That is not hard to look at and see. The difficult part, the challenging part, is to look at the ‘whys’ of it. Why is it happening? Play by play, we have done that. The vast majority of the time, Joe’s mechanics and the throws he made – for the situation he faced play to play – were pretty darn good. He made some throws off of his back foot with guys in his face at times that were great throws, that were very accurate throws. Yes, there were times where he missed, for sure. I think a whole training camp, a whole offseason of continuing to work on those things going into a season are going to make it better going into the season. He needs a healthy training camp and a healthy OTAs and all of that to be his best, just like any player does. I am excited about that going into next year.”

Are you more hands-on with QB Joe Flacco in the offseason as far as what he works out so he does not have a setback physically? (Todd Karpovich) “Well, the rules are the rules. Joe is a good training guy; he works hard. He has certain plans for certain times of the year. I do not know the exact dates of where he is going to be and when he is going to be back here and things like that. That is something that we will talk about probably in the next few weeks. There are certain things he is not allowed to do here in the building, and that is a little bit tough. It used to be quarterbacks would come in throughout most of the offseason, and they would work those mechanics with their coach, and they would work film study and they would work on helping build the system with the coaches. They just do not allow you to do that now. That is just the way it is. It is for everybody. That is the rule for everybody, so we have to work around those rules a little bit, too.”

With the injuries to QB Joe Flacco over the last two years, will you look to get a quarterback in the draft? (Mike Preston) “I think that is a fair question. It is something that we will talking about for sure. Every position, certain positions are going to be more important than others, but when you have a veteran quarterback at this stage, that is the time you are always looking for a young backup. I do not think that jeopardizes Joe at all. He is our guy, and I am excited about our chances next year having a great season, and Joe is too. If we draft a quarterback, if it turns out to be the thing we do, it is only going to make our team stronger.”

Understanding the goal every year is to make the playoffs, to win a Super Bowl... You have fallen short of that now three-straight years. What has been Steve Bisciotti’s reaction now to you regarding that recent record and expectations going forward? (Mark Viviano) “Steve is great. He is a great leader. He is a great friend and a great mentor. Our relationship is built on the fact that he makes me better every single day as a leader. We also have become really close over the years just as friends. When you get to a point like that and you have that kind of a relationship, you can talk about everything. You can drill deep in every area and you can be honest with each other. Sometimes ... He allows me to say, ‘Hey, no, Steve, think about it this way.’ Certainly, he [says], ‘John, rethink that. Look at it from this other perspective and see what you think.’ That is the great thing about our relationship. He wants to be successful, he wants to win, and I think both of us – this is to me something that goes through Ozzie [Newsome] and something that we will push through the whole organization; it is the way our people feel – it is that our focus is on tomorrow. Our focus is on, ‘Can we be better tomorrow than we were today?’ That is just the



truth of it. What are we going to do to make ourselves better? What coaching ... How are we going to set the coaching staff up? What schemes are we going to build? How are we going to set our blitz package up a little bit better? How are we going to play our two-deep coverages better? How are we going to develop our players better? Today, tomorrow, this week, this month – what are we going to do for the next three months? How are we going to handle the draft? To me, that is our focus. It is not looking back and saying, ‘Hey, we did not do this,’ or, ‘We did do that.’ Everybody is full-speed ahead to be the best we can be and has been for the last three years. How do you second-guess that? Football is tough. It is a drama. There are things ... They do not write a script. They did not write a script for the Bengals game. We went out there, and we did not play a very good first half. It is kind of like the first half of our season. We did not do the things that we needed to do to get a lead. We find ourselves behind. We return a kickoff, are you kidding me? We take a kickoff back with 30 seconds left in the half down to the 5-yard line and then score a touchdown and get ourselves right back in the game. And we are ticked at ourselves at halftime for how poorly we played. That is football. It is the way it works. It is not perfect. They played exceptionally well. We come out in the second half, and we fight our butts off. We scratch, we claw, we get the run stopped. We crack a few runs here and there. We make a couple of passes. We catch the ball better. We find a way to make a couple of plays, and we get the lead. We get a couple first downs, we punt it down there, and our gunner does a great job of knocking their corner into the returner, just like you dream about, just like you coach guys to do. The ball comes out and it goes straight out of bounds with guys scrambling after it. If it takes a little different angle, we win it right there. We come out, and we are scrambling, we are fighting. We are trying to get them stopped. We get a call here, we get a call there, the game could be over right there. That is the way it goes. We get into a fourth-and-12 situation, we get into a coverage that we think has a chance. We do not play it exceptionally well. It is a little bit of a safer coverage. It is a coverage built for that down and distance, and he moves around the pocket a little bit and drops one in there, and your heart is broken. That is football. Nobody writes a script. You do not get a chance to decide how the script is going to be written. That is all you can do. That is the human reality of the whole thing. To me, that is why it is great, and that is why it is so tough. We have been on the other side, too. We have made that pass. We have made that miracle happen. We have done it this year in games. We are going to do it again. That is where this team is going; that is what we are building. Because we have heart, we have courage, we have character. We have a bunch of guys that love football. We know what type of guys we want to have here playing for us. We understand our city, we understand our fans. We understand what they respect, and we want nothing more than to get it there where we can have that moment, where we can complete that pass and have the whole city go crazy and be dancing in the streets. That is what we are fighting for. I wanted it to happen this year. I wanted it to be the miracle year this year. Maybe we could have done it, and then all of a sudden, it is not to be. OK. Are we going to lament it and look back and beat ourselves up and find reasons that are not there and point fingers? That is not what I am going to do. That is not what leaders do. Let’s go to work.”

The drama you just described and the friendship that you described with owner Steve Bisciotti, in that, is there an added sense of urgency about where you stand right now relative to where you’ve been, even though you’re going forward? *(Mark Viviano)* “I don’t know if I follow.” *(Reporter: “Is there a greater sense of having to make those plays now going forward, given that the expectations haven’t been met here recently?”)* “Not for me, because it couldn’t be any greater. It couldn’t be any greater now than it was last year, or last week, or four years ago, or eight years ago, or 10 years ago or 20 years ago when I was coaching special teams for the first time in Philadelphia. That sense of urgency is on full blast every single day, and if it’s not, you can’t make it in this business. It continues. All these things that you go through, I think it steels you, it makes you tougher, it makes you more experienced, it makes you better, and it fuels you.”

President Dick Cass sent a letter to season ticket holders earlier this season. What would your message be to a fan has that has been disenchanting? There were boos at the end of the first half with the way the offense was playing. What would your message be to the fanbase at this juncture? *(Bo Smolka)* “I think I kind of just said it. As far as boos, we play in stadiums all around the [league], and you hear that all the time – that’s sports. It’s even in college sports now, probably more than ever before. It’s definitely part of pro sports, always has been. That doesn’t bother me one bit. I want to earn the right to have [the fans] cheering and have them going crazy. I love our fans. Our fans are great. Those fans, in the last few games in our stadium, they were loud, and they were into it. To me, that’s what I care about. I think they have great passion. I think they love football. I think they want to see us be really good. I think they’re tough people. That’s what I love about Baltimore and their fans. Let’s get it going again! Let’s make it exciting. We’ll do that by playing great football. As far as our team goes ... Is that your question? What I want to tell them about our team?” *(Reporter: “It’s a fairly crisis situation with how a lot of the fans are feeling. Obviously, the organization feels that way, with Dick Cass taking the steps of writing a letter to the PSL owners. Just kind of getting the organizational temperature for the fan base.”)* “That’s a great question. From my perspective, I’m a coach.



That's the perspective you have as the coach. The broad-based stuff and the things that Dick put in the letter were awesome and honest. One thing about this organization is it's honest. This organization doesn't go into its shell. This organization doesn't hide. This organization doesn't not say anything. This organization comes out and says, 'Hey, we get it. We understand where we're at. This is what happened here; this is what happened there. Some of you feel this way; some of you feel that way.' This town should be proud of that. They don't run, and they don't hide from anything. They talk, they communicate and they put it out there. Look around the league – I don't see that anywhere else. I haven't seen that letter written by any other team. That's pretty amazing to me. So, what do we do? We're us; we are who we are. We're the Ravens. We're Baltimore – that's who we are. We'll always be that. We'll always be fighting as an organization to be that. Whether it's the anthem, the kneeling, the social [injustices] – all those sorts of things – those are complicated, tough conversations that you have. They're best had one-on-one. I've had a few of those with players here and there, but we're about football here. We're talking about that kind of stuff. You try to take all those influences, all those things that go on in people's lives – whether they are personal things or political things or whatever – and you try to deal with them in a great relational way with your players and make sure the guys are ready to come out and play their best on Sunday. That's what the coach does. As far as the big-picture part of that, that's a whole other conversation. Our players are in the community – I can tell you that. I know of guys who are riding along with police, who are in firehouses around Baltimore, who are in schools, who are in daycare centers, are at shelters every single day, to try to make a difference. Our players are great with that. [Director of community relations] Heather Darney does an amazing job of organizing that. I think the more our fans could learn about that stuff, I think they would really be proud of the people that are representing them as football players in this town."

How much time could you take in the middle of all that, to assess every single player who took a knee in London, to then – three months later – to see a half-empty stadium that's a direct result, according to your president? Some people outside of the organization said that the team should have done something about it. I don't know as a coach, how much time you could take at that point? (Nestor Aparicio) "It's a good question. You do that all the time as a coach. As a leader, you do that. I'm talking to our guys every time, every chance I get about all their things. So of course it comes up with different guys that felt strongly about different things, one way or the other. I had guys cry. I had guys vent. I had guys express frustration about all the different pressures that they feel, from the different places in their life, that they get them from. Just like everybody in this room, all these players have all these pressures from family and friends, organizations and groups, and all those different things because they're out there and they have to deal with that stuff. As a coach, it's a little tough, because I want them thinking about the game. I want them thinking about the challenge at hand, because we have to go out here and play a football game. I know this was something that hit the league a little bit. That's a bigger picture than I can stand up here and address. I couldn't certainly solve it. There's nothing here I could say that could solve it here. There's nothing anyone in the room could say that could solve the big societal issues. You just try to understand where guys are coming from and try to perform and get guys in a place where they can play their best football on Sunday. That's what you try to do as a coach, and that's what I tried to do."

When you go back to the play that decided the season – the fourth-and-12 – what can you tell the fans about what happened on that play? (Jerry Coleman) "Any call that doesn't work right, I'm second-guessing. I'm involved in that call. We called a good defense, and we just didn't play it very well. That's what you have to look at. I'm going to look at it big-picture-wise and say, 'OK, why didn't we play that play well with our structure?' It's a young guy, whoever it might be ... It's football; it happens. It wasn't played well. It wasn't played the way it needed to be played. From a football standpoint, a secondary teaching progression, we didn't play the defense quite right. [Andy Dalton] dropped the ball in there into a spot that was crazy. Again, that's the drama of football. We'll do everything we can to make our defense better next year. Our defense was pretty darn good this year, but I guarantee it can be better. As young guys get better, and we tweak the system and make it even better – which I happen to think is the best defensive system in football right now – we'll make it even better, because that's what we're going to do."

How close are you in the defensive coordinator search? Is there a quality you're looking for in a candidate besides just a great defensive coordinator? (Peter Schmuck) "Definitely continuity. I'm a believer in this system. This system has been something that's been developed for a long period of time, and we have worked really hard every single year to make it better. We've evolved it and grown it, and I think you see the results. I know our opponents do and [admit] how hard we are to play against. I'm not going to bring somebody in from the outside and flip the whole system around, do something completely different. We're going to build on everything we've done. So, it'll be somebody who's been involved in this system



before, for sure, somebody either inside or somebody who's outside who has been in this system before. You can probably figure out who those people are; you guys have written some stuff about that. I'll hopefully know soon, and we'll roll. It'll be a guy who allows us to continue to get better."

When you look at the wide receiver group, did you feel like you had the right mix of talents this year and you just got a little unfortunate with the injuries, or is that an area where you need a reimagining? (Childs Walker) "I don't know what word to exactly put on it. I think it's a good question. That's an area that we have to look at really hard. We have to build that whole area up. You have free agents, you have injuries, we have a couple young guys in there, at different situations with those guys. You guys can all look at the situation and say, 'Hey, here's what it is.' I see the same thing everybody sees. We have to build that thing up to where it's great. I have no problem with the guys themselves. I think the guys themselves competed like crazy and did everything they could to be as good as they can be. The passing game wasn't where it needed to be. We all know that. Some of that is the fact that we didn't get a chance in training camp to really develop it. Danny [Woodhead] missed all of training camp, [Breshad] Perriman missed all of training camp, and Joe [Flacco] missed all of training camp. Now we come into the season, and we're just trying to see what we can execute, and do efficiently against a NFL defense. That's a tough starting point, but I want to start in a way better place next year than we did this year. I think the personnel part of the wide receiver position is a big part of that."

At last year's end of the season address, a lot was made about getting QB Joe Flacco weapons and doing more to support it. You signed RB Danny Woodhead and WR Jeremy Maclin, but you didn't draft any. Do you have to have a departure from that? I know you're going to say you want to take the best player available this offseason, but do you have to go all in now about finding some of these offensive players? (Jeff Zrebiec) "The best available player thing, I think it's better for Ozzie [Newsome] to answer that. That has been a mantra, and I don't think you ever get away from that. That's a way of looking at it. You're not going to walk away from a great player to chase a need, but you're always drafting to your roster. So you say, 'Which is it?' Well, it's both. The more you have a need in an area, the more you're trying to get that area filled. The best way to do it is through the draft. There's no question, I think if anyone looks at the needs on our team, that's where we're going to be looking to fill our roster. I'm not giving away any secret there. Everybody in the league knows that. We have to do that. If there's some player sitting there, just staring us in the face, at a position of strength – knowing Ozzie and his system, and I would agree with it – you're just not going to not take that guy. By the same token, the draft is to make your team as strong as it can possibly be. I think that's where our focus is going to be."

Have you seen enough with how RB Alex Collins has played this year to feel good that going into next season he will be a starter? Or, do you look to even upgrade the running back position as well? (Jamison Hensley) "I'm looking to upgrade everything. You know that's how I'm going to answer the question. Alex Collins has proven the fact that he can be a very good back in this league. [Javorius] 'Buck' Allen – look at the year 'Buck' had. We have other guys in the mix there, too. Terrance [West] is a free agent now. What a tough year for Terrance West. He was doing pretty darn well. He gets the calf injury, misses a chunk of the season, and at that point in time, there's really no way to work him back in. I tried – there's one game I wanted to get him out there, and the game didn't even go where I could put him on the field. Those are challenging things, but we're going to look to have the best running back group we can. If that means we add a guy, I'm all for it. If it means it's these guys we have, then yeah, I think they're good enough. I'm all for adding a guy in that position, if we get the right kind of guy that can make us better." (Reporter: "Would RB Kenneth Dixon be a guy, too?") "Kenneth Dixon should be right in that conversation. Kenneth has to take care of his business and be ready to go. I see him in here doing it all the time. Heck yeah, Kenneth Dixon is a big part of that conversation."

Does the organization have to come to terms with WR Breshad Perriman with the fact that he might be a blown draft pick? (Stan Charles) "The labels and all that, I try to stay away from. But the question is something that absolutely Breshad and I talk about. Breshad is a wonderful, wonderful young man. He wants to fulfill all the expectations that he has for himself, for his family, his dad, his mom. I met them. They want the best for him, and he wants to be great. That's something that we have to find out. It's up to Breshad; it's up to us. In the end, this is a tough league. You have to go out there, and you have to earn your stripes. The injuries have really taken a toll on him. We'll see how it goes. I'm confident he can do it. I'm hopeful he can do it; I want him to do it. I'll do everything I can; we'll do everything we can, as a coaching staff, to make him the best he can be, because we need him to be great. But if it doesn't work out, then it's going to be somebody else – that goes for any player."



What were your opinions on WR Breshad Perriman coming out of OTAs this year? (Stan Charles) “I felt great about him. Then the injury happened, and boy, it just set him back. Every time he’s gotten hurt, it sets him back, for whatever reason. That’s been the toughest thing to deal with.”

Do you expect WR Breshad Perriman and WR Jeremy Maclin back next season? (Jerry Coleman) “I expect everybody back. We’re three days from the season, and we haven’t had that meeting yet. As far as the salary cap, the numbers and all those kind of things, those are good questions for the next meeting probably. We’ll decide all those things. I’m encouraged by everybody. There’s not one guy here that I don’t want back because I don’t want them. There’s really nobody like that. I like everybody, and I think they bring something to the table.”

CB Jimmy Smith tore his Achilles in early December. Is the expectation that he’ll be ready for the start of next season, or is that still up in the air? (Jamison Hensley) “It’s up in the air. It’s a good question. It’s normally a 6-8-month injury with an Achilles. You saw how fast ‘Sizz’ [Terrell Suggs] came back from his. Then there’s always a building back to your skill set, too – so we understand that. If you do the math, eight months will be September for Jimmy. That’s conservative; it’s really a little more than that. We’ll see where he’s at. I’m hopeful, but we’ll have a bunch of corners here, too, to make sure that we have enough corners – as you know.”

It seems like there were more drops this year. Did it seem that way to you, and is that correctable? (Brett Hollander) “Yes, it was a problem. It’s fixable by having receivers out there that catch the ball. Either they catch the ball better or we get guys who catch the ball. I think the No. 1 trait for any receiver is catching the football. If you’re going to be a receiver – whether a wide receiver, tight end or a running back – you have to catch it. Period. That’s what you do – you catch the ball. So all the other stuff is important, but it is below that. You have to have receivers that will catch the ball. I don’t mean just catch the [easy] ones; you have to catch the rough ones, too. The contested catches are the ones that set them apart in this league.”

Are there any other players beside CB Jimmy Smith who are going to be having offseason surgery? Is there anything like that you’re aware of? (Luke Jones) “If I miss somebody just ask me about them. Tavon [Young] is doing great. Tavon should be ready for OTAs and ready to roll. Kenny Dixon will be ready to roll. Alex Lewis will be ready to go. Albert [McClellan] should be ready to go, at least by training camp – maybe sooner. I think sooner, actually. Jimmy [Smith], we talked about. Marshal [Yanda], I won’t do anything with Marshal until training camp, probably. But, Marshal will be ready long before that, and he’s already moving and doing some things. Brent Urban will be ready to roll, if we re-sign him. He’s on my list, so I brought him up. I’m all for re-signing Brent Urban – for the record. Anthony Levine – he had a little injury in the game. I haven’t gotten a report on that one yet, so I don’t know the extent of his injury. It wasn’t a surgery-type injury, I don’t think. Darren Waller, I don’t know – haven’t talked to him since he’s on suspension. At some point in time, I’ll be allowed to talk to him. When I’m given the thumbs up on that, I’ll find out about Darren. Is there anybody else that you guys can think of? Tim White is 100-percent now. He’s healed. He probably could’ve played the last six weeks of the season, but we didn’t have that roster spot. He wasn’t one of those guys.” (Reporter: “Would Jeremy Maclin have been ready if the season was still continuing?”) “Maclin would have had a chance for this game – a very realistic chance for this game.”

Closing statement: “Thank you very much – appreciate you guys. Thanks for a great year! You guys have been good, been tough, been fair. I appreciate you very much. We have a great media corps in this town. After 10 years in this town, you get to know each other pretty well. It’s a great group here, and thanks for all you do.”



ROSTER BREAKDOWN

Rosters

Coaching Staff

Depth Chart

Pronunciation Guide

How Ravens are Built

Participation Chart

Game-By-Game Starters

Transactions

ALPHABETICAL ROSTER

Final 2017 Roster

No.	Name	Pos.	Ht.	Wt.	Birthdate	Exp.	College	Hometown
16	Adeboyejo, Quincy	WR	6-3	197	5/26/95	R	Mississippi	Cedar Hill, TX
37	Allen, Javorius	RB	6-0	222	8/27/91	3	Southern California	Miccosukee, FL
61	Bowanko, Luke	C/G	6-6	300	6/13/91	4	Virginia	Clifton, VA
54	Bowser, Tyus	OLB	6-3	240	5/23/95	R	Houston	Tyler, TX
86	Boyle, Nick	TE	6-4	270	2/17/93	3	Delaware	Sussex, NJ
12	Campanaro, Michael	WR/RS	5-9	191	1/25/91	4	Wake Forest	Clarksville, MD
26	Canady, Maurice	CB	6-1	193	5/26/94	2	Virginia	Richmond, VA
24	Carr, Brandon	CB	6-0	210	5/19/86	10	Grand Valley State	Flint, MI
36	Clark, Chuck	S	6-0	210	4/19/95	R	Virginia Tech	Suffolk, VA
34	Collins, Alex	RB	5-10	210	8/26/94	2	Arkansas	Ft. Lauderdale, FL
51	Correa, Kamalei	LB	6-3	241	4/27/94	2	Boise State	Honolulu, HI
46	Cox, Morgan	LS	6-4	235	4/26/86	8	Tennessee	Collierville, TN
94	Davis, Carl	DT	6-5	321	3/2/92	3	Iowa	Detroit, MI
70	Donnal, Andrew	G/T	6-6	310	3/3/92	3	Iowa	Monclova, OH
71	Eluemunor, Jermaine	G/T	6-4	338	12/13/94	R	Texas A&M	London, England
5	Flacco, Joe	QB	6-6	245	1/16/85	10	Delaware	Audubon, NJ
69	Henry, Willie	DT	6-3	308	3/20/94	2	Michigan	Cleveland, OH
77	Howard, Austin	T	6-7	330	3/22/87	8	Northern Iowa	Davenport, IA
29	Humphrey, Marlon	CB	6-0	197	7/8/96	R	Alabama	Hoover, AL
74	Hurst, James	G/T	6-5	317	12/17/91	4	North Carolina	Plainfield, IN
38	Jean-Baptiste, Stanley	CB	6-3	218	4/12/90	3	Nebraska	Miami, FL
23	Jefferson, Tony	S	5-11	215	1/27/92	5	Oklahoma	Chula Vista, CA
66	Jensen, Ryan	G/C	6-4	319	5/27/91	4	Colorado State-Pueblo	Fort Morgan, CO
58	Johnson, Steven	ILB	6-1	237	3/28/88	6	Kansas	Wallingford, PA
99	Judon, Matthew	OLB	6-3	263	8/15/92	2	Grand Valley State	West Bloomfield, MI
92	Kaufusi, Bronson	DE	6-6	285	7/6/91	2	BYU	Provo, UT
4	Koch, Sam	P	6-1	222	8/13/82	12	Nebraska	Seward, NE
41	Levine Sr., Anthony	DB/LB	5-11	209	3/27/87	6	Tennessee State	Winston-Salem, NC
18	Maclin, Jeremy	WR	6-0	198	5/11/88	9	Missouri	Kirkwood, MO
15	Mallett, Ryan	QB	6-6	250	6/5/88	7	Arkansas	Texarkana, TX
88	Mayle, Vince	TE/WR	6-2	247	6/12/91	2	Washington State	Sacramento, CA
10	Moore, Chris	WR/RS	6-1	204	6/16/93	2	Cincinnati	Tampa, FL
57	Mosley, C.J.	ILB	6-2	250	6/19/92	4	Alabama	Mobile, AL
48	Onwuasor, Patrick	ILB	6-0	227	8/22/92	2	Portland State	Inglewood, CA
11	Perriman, Breshad	WR	6-2	215	9/10/93	3	Central Florida	Lithonia, GA
97	Pierce, Michael	DT	6-0	340	11/6/92	2	Samford	Daphne, AL
42	Ricard, Patrick	DL/FB	6-3	304	5/27/94	R	Maine	Spencer, MA
76	Shakir, Maurquice	G	6-4	313	10/14/93	R	Middle Tennessee State	Los Angeles, CA
68	Skura, Matt	G/C	6-3	313	2/17/93	1	Duke	Columbus, OH
90	Smith, Za'Darius	OLB	6-4	275	9/8/92	3	Kentucky	Greenville, AL
79	Stanley, Ronnie	T	6-6	320	3/18/94	2	Notre Dame	Las Vegas, NV
55	Suggs, Terrell	OLB	6-3	265	10/11/82	15	Arizona State	Chandler, AZ
9	Tucker, Justin	K	6-1	183	11/21/89	6	Texas	Austin, TX
17	Wallace, Mike	WR	6-0	200	8/1/86	9	Mississippi	New Orleans, LA
82	Watson, Benjamin	TE	6-3	251	12/18/80	14	Georgia	Rock Hill, SC
21	Webb, Lardarius	DB/RS	5-10	185	10/12/85	9	Nicholls State	Opelika, AL
32	Weddle, Eric	S	5-11	200	1/4/85	11	Utah	Alta Loma, CA
28	West, Terrance	RB	5-10	225	1/28/91	4	Towson	Baltimore, MD
98	Williams, Brandon	DT	6-1	340	2/21/89	5	Missouri Southern St.	Kirkwood, MO
87	Williams, Maxx	TE	6-4	257	4/12/94	3	Minnesota	Waconia, MN
56	Williams, Tim	OLB	6-3	260	11/12/93	R	Alabama	Baton Rouge, LA
39	Woodhead, Danny	RB	5-8	204	1/25/85	9	Chadron State	North Platte, NE
93	Wormley, Chris	DE	6-5	300	10/25/93	R	Michigan	Toledo, OH

Practice Squad

85	Bell, Kenny	WR	6-1	188	2/25/92	2	Nebraska	Boulder, CO
45	Crockett, John	RB	6-0	215	2/16/92	2	North Dakota State	Minneapolis, MN
31	Daniel, Robertson	CB	6-1	205	10/1/91	1	BYU	San Jose, CA
78	Joseph, Dieugot	T	6-6	300	3/21/94	R	Florida International	Orlando, FL
95	Lewis-Moore, Kapron	DT	6-4	315	1/24/90	4	Notre Dame	Weatherford, TX
62	Moore, Steven	T	6-6	303	9/28/93	R	California	Elk Grove, CA
33	Nelson Jr., Robert	CB	5-9	175	2/16/90	3	Arizona State	Suwanee, GA
44	Ortiz, Ricky	FB	6-0	233	4/15/94	R	Oregon State	Corona, CA
59	Sankey, Darnell	ILB	6-2	250	10/11/94	1	Sacramento State	Sacramento, CA
7	Woodrum, Josh	QB	6-3	231	11/7/92	1	Liberty	Roanoke, VA

Injured Reserve

35	Boykin, Brandon	CB	5-10	173	7/13/90	6	Georgia	Fayetteville, GA
53	Bradley, Bam	ILB	5-11	237	6/26/94	R	Pittsburgh	Trotwood, OH
30	Dixon, Kenneth	RB	5-10	223	1/21/94	2	Louisiana Tech	Strong, AR
80	Gillmore, Crockett	TE	6-6	266	11/16/91	4	Colorado State	Bushland, TX
43	Hill, Jaylen	CB	5-10	178	5/26/94	R	Jacksonville State	Marietta, GA
60	Kublanow, Brandon	C	6-2	300	4/5/95	R	Georgia	Atlanta, GA
72	Lewis, Alex	G/T	6-6	315	4/21/92	2	Nebraska	Tempe, AZ
50	McClellan, Albert	LB	6-2	250	6/4/86	7	Marshall	Lakeland, FL
67	Nembot, Stephane	T	6-6	320	12/7/91	2	Colorado	Douala, Cameroon
65	Siragusa, Nico	G	6-4	320	5/10/94	R	San Diego State	San Diego, CA
22	Smith, Jimmy	CB	6-2	210	7/26/88	7	Colorado	Colton, CA
96	Urban, Brent	DE	6-7	300	5/5/91	4	Virginia	Mississauga, ON, CAN
6	White, Tim	WR	5-10	181	7/15/94	R	Arizona State	Los Angeles, CA
73	Yanda, Marshal	G/T	6-3	305	9/15/84	11	Iowa	Anamosa, IA
25	Young, Tavon	CB	5-9	177	3/14/94	2	Temple	Oxon Hill, MD

NUMERICAL ROSTER

Final 2017 Roster

No.	Name	Pos.	Ht.	Wt.	Birthdate	Exp.	College	How Acq.	----- 2017 Games -----			
									P	S	DNP	INA
4	Sam Koch	P	6-1	222	8/13/82	12	Nebraska	D6a '06	16	0	0	0
5	Joe Flacco	QB	6-6	245	1/16/85	10	Delaware	D1 '08	16	16	0	0
9	Justin Tucker	K	6-1	183	11/21/89	6	Texas	FA '12	16	0	0	0
10	Chris Moore	WR/RS	6-1	204	6/16/93	2	Cincinnati	D4b '16	13	4	0	3
11	Breshad Perriman	WR	6-2	215	9/10/93	3	Central Florida	D1 '15	11	3	0	5
12	Michael Campanaro	WR/RS	5-9	191	1/25/91	4	Wake Forest	D7 '14	13	0	0	3
15	Ryan Mallett	QB	6-6	250	6/5/88	7	Arkansas	FA '15	2	0	14	0
16	Quincy Adebeyejo	WR	6-3	197	5/26/95	9	Mississippi	FA '17	1	0	0	0
17	Mike Wallace	WR	6-0	200	8/1/86	9	Mississippi	FA '16	15	14	0	1
18	Jeremy Maclin	WR	6-0	198	5/11/88	9	Missouri	FA '17	12	12	0	4
21	Lardarius Webb	DB/RS	5-10	185	10/12/85	9	Nicholls State	D3 '09	16	3	0	0
23	Tony Jefferson	S	5-11	215	1/27/92	5	Oklahoma	UFA (ARI) '17	16	16	0	0
24	Brandon Carr	CB	6-0	210	5/19/86	10	Grand Valley State	UFA (DAL) '17	16	16	0	0
26	Maurice Canady	CB	6-1	193	5/26/94	2	Virginia	D6b '16	8	1	0	0
28	Terrance West	RB	5-10	225	1/28/91	4	Towson	FA '15	6	4	0	10
29	Marlon Humphrey	CB	6-0	197	7/8/96	R	Alabama	D1 '17	16	5	0	0
32	Eric Weddle	S	5-11	200	1/4/85	11	Utah	UFA (SD) '16	16	16	0	0
34	Alex Collins	RB	5-10	210	8/26/94	2	Arkansas	FA '17	15	12	0	0
36	Chuck Clark	S	6-0	210	4/19/95	R	Virginia Tech	D6 '17	15	0	0	1
37	Javorius Allen	RB	6-0	222	8/27/91	3	Southern California	D4b '15	16	0	0	0
38	Stanley Jean-Baptiste	CB	6-3	218	4/12/90	3	Nebraska	FA '17	1	0	0	3
39	Danny Woodhead	RB	5-8	204	1/25/85	9	Chadron State	UFA (SD) '17	8	0	0	0
41	Anthony Levine Sr.	DB/LB	5-11	209	3/27/87	6	Tennessee State	FA '12	16	0	0	0
42	Patrick Ricard	FB/DL	6-3	304	5/27/94	R	Maine	FA '17	16	0	0	0
46	Morgan Cox	LS	6-4	235	4/26/86	8	Tennessee	FA '10	16	0	0	0
48	Patrick Onwuasor	ILB	6-0	227	8/22/92	2	Portland State	FA '16	16	13	0	0
51	Kamalei Correa	LB	6-3	241	4/27/94	2	Boise State	D2 '16	16	3	0	0
54	Tyus Bowser	OLB	6-3	240	5/23/95	R	Houston	D2 '17	16	0	0	0
55	Terrell Suggs	OLB	6-3	265	10/11/82	15	Arizona State	D1a '03	16	16	0	0
56	Tim Williams	OLB	6-3	260	11/12/93	R	Alabama	D3b '17	8	0	0	8
57	C.J. Mosley	ILB	6-2	250	6/19/92	4	Alabama	D1 '14	16	16	0	0
58	Steven Johnson	ILB	6-1	237	3/28/88	6	Kansas	FA '17	11	0	0	0
61	Luke Bowanko	C/G	6-6	300	6/13/91	4	Virginia	TR (JAX) '17	16	1	0	0
66	Ryan Jensen	G/C	6-4	319	5/27/91	4	Colorado State-Pueblo	D6b '13	16	16	0	0
68	Matt Skura	G/C	6-3	313	2/17/93	1	Duke	FA '16	12	12	0	2
69	Willie Henry	DT	6-3	308	3/20/94	2	Michigan	D4d '16	14	3	0	2
70	Andrew Donnal	G/T	6-6	310	3/3/92	3	Iowa	WAV (LAR) '17	6	0	1	8
71	Jermaine Eluemunor	G/T	6-4	338	12/13/94	R	Texas A&M	D5 '17	8	2	0	8
74	James Hurst	G/T	6-5	317	12/17/91	4	North Carolina	FA '14	16	16	0	0
76	Maurquice Shakir	G	6-4	313	10/14/93	R	Middle Tennessee State	FA '17	0	0	0	8
77	Austin Howard	T	6-7	330	3/22/87	8	Northern Iowa	FA '17	16	16	0	0
79	Ronnie Stanley	T	6-6	320	3/18/94	2	Notre Dame	D1 '16	15	15	0	1
82	Benjamin Watson	TE	6-3	251	12/18/80	14	Georgia	UFA (NO) '16	16	12	0	0
86	Nick Boyle	TE	6-4	270	2/17/93	3	Delaware	D5a '15	15	12	0	1
87	Maxx Williams	TE	6-4	257	4/12/94	3	Minnesota	D2 '15	11	8	0	5
88	Vince Mayle	TE/WR	6-2	247	6/12/91	2	Washington State	WAV (DAL) '16	16	0	0	0
90	Za'Darius Smith	OLB	6-4	275	9/8/92	3	Kentucky	D4a '15	14	4	0	2
92	Bronson Kaufusi	DE	6-6	285	7/6/91	2	BYU	D3 '16	3	1	0	13
93	Chris Wormley	DE	6-5	300	10/25/93	R	Michigan	D3a '17	7	2	0	9
94	Carl Davis	DT	6-5	321	3/2/92	3	Iowa	D3 '15	15	9	0	1
97	Michael Pierce	DT	6-0	340	11/6/92	2	Samford	FA '16	16	13	0	0
98	Brandon Williams	DT	6-1	340	2/21/89	5	Missouri Southern St.	D3 '13	12	12	0	4
99	Matthew Judon	OLB	6-3	263	8/15/92	2	Grand Valley State	D5 '16	16	12	0	0
Practice Squad												
7	Josh Woodrum	QB	6-3	231	11/7/92	1	Liberty	FA '17	0	0	0	0
31	Robertson Daniel	CB	6-1	205	10/1/91	1	BYU	FA '16	0	0	0	0
33	Robert Nelson Jr.	CB	5-9	175	2/16/90	3	Arizona State	FA '17	0	0	0	0
44	Ricky Ortiz	FB	6-0	233	4/15/94	R	Oregon State	FA '17	0	0	0	0
45	John Crockett	RB	6-0	215	2/16/92	2	North Dakota State	FA '17	0	0	0	0
59	Darnell Sankey	ILB	6-2	250	10/11/94	1	Sacramento State	FA '17	0	0	0	0
62	Steven Moore	T	6-6	303	9/28/93	R	California	FA '17	0	0	0	0
78	Dieugot Joseph	T	6-6	300	3/21/94	R	Florida International	FA '17	0	0	0	1
85	Kenny Bell	WR	6-1	188	2/25/92	2	Nebraska	FA '16	0	0	0	0
95	Kapron Lewis-Moore	DT	6-4	315	1/24/90	4	Notre Dame	FA '17	0	0	0	0
Injured Reserve												
6	Tim White	WR	5-10	181	7/15/94	R	Arizona State	FA '17	0	0	0	0
22	Jimmy Smith	CB	6-2	210	7/26/88	7	Colorado	D1 '11	12	12	0	0
25	Tavon Young	CB	5-9	177	3/14/94	2	Temple	D4a '16	0	0	0	0
30	Kenneth Dixon	RB	5-10	223	1/21/94	2	Louisiana Tech	D4e '16	0	0	0	0
35	Brandon Boykin	CB	5-10	173	7/13/90	6	Georgia	UFA (CHI) '17	0	0	0	0
43	Jaylen Hill	CB	5-10	178	5/26/94	R	Jacksonville State	FA '17	6	0	0	9
50	Albert McClellan	LB	6-2	250	6/4/86	7	Marshall	FA '10	0	0	0	0
53	Bam Bradley	ILB	5-11	237	6/26/94	R	Pittsburgh	FA '17	2	0	0	0
60	Brandon Kublanow	C	6-2	300	4/5/95	R	Georgia	FA '17	0	0	0	0
65	Nico Siragusa	G	6-4	320	5/10/94	R	San Diego State	D4 '17	0	0	0	0
67	Stephane Nembot	T	6-6	320	12/7/91	2	Colorado	FA '16	0	0	0	0
72	Alex Lewis	G/T	6-6	315	4/21/92	2	Nebraska	D4c '16	0	0	0	0
73	Marshal Yanda	G/T	6-3	305	9/15/84	11	Iowa	D3b '07	2	2	0	0
80	Crockett Gillmore	TE	6-6	266	11/16/91	4	Colorado State	D3b '14	0	0	0	0
96	Brent Urban	DE	6-7	300	5/5/91	4	Virginia	D4a '14	3	3	0	0



POSITIONAL ROSTER

Final 2017 Roster

QUARTERBACKS (2)

5 Flacco, JoeQB
15 Mallett, Ryan.QB

WIDE RECEIVERS (6)

10 Moore, Chris WR/RS
11 Perriman, Breshad WR
12 Campanaro, Michael. WR/RS
16 Adeboyejo, Quincy WR
17 Wallace, Mike WR
18 Maclin, Jeremy. WR

RUNNING BACKS (4)

28 West, Terrance RB
34 Collins, Alex RB
37 Allen, Javorius RB
39 Woodhead, Danny RB

TIGHT ENDS (4)

82 Watson, Benjamin TE
86 Boyle, Nick TE
87 Williams, Maxx. TE
88 Mayle, Vince TE

OFFENSIVE LINE (9)

61 Bowanko, Luke C/G
66 Jensen, Ryan G/C
68 Skura, Matt G/C
70 Donnal, Andrew G/T
71 Eluemunor, Jermaine G/T
74 Hurst, James G/T
76 Shakir, Maurquice G
77 Howard, Austin T
79 Stanley, Ronnie T

SECONDARY (9)

21 Webb, Lardarius DB/RS
23 Jefferson, Tony. S
24 Carr, Brandon CB
26 Canady, Maurice. CB
29 Humphrey, Marlon. CB
32 Weddle, Eric S
36 Clark, Chuck S
38 Jean-Baptiste, Stanley CB
41 Levine Sr., Anthony DB/LB

SPECIALISTS (3)

4 Koch, SamP
9 Tucker, Justin.K
46 Cox, Morgan LS

LINEBACKERS (9)

48 Onwuasor, PatrickILB
51 Correa, Kamalei LB
54 Bowser, Tyus OLB
55 Suggs, Terrell. OLB
56 Williams, Tim OLB
57 Mosley, C.J.ILB
58 Johnson, StevenILB
90 Smith, Za'Darius OLB
99 Judon, Matthew OLB

DEFENSIVE LINE (7)

42 Ricard, Patrick DL/FB
69 Henry, Willie DT
92 Kaufusi, Bronson. DE
93 Wormley, Chris. DE
94 Davis, Carl DT
97 Pierce, Michael DT
98 Williams, Brandon DT

PRACTICE SQUAD (10)

7 Woodrum, JoshQB
31 Robertson Daniel CB
33 Nelson Jr., Robert CB
44 Ortiz, Ricky. FB
45 Crockett, John RB
59 Sankey, DarnellILB
62 Moore, StevenT
78 Joseph, DieugotT
85 Bell, Kenny WR
95 Lewis-Moore, Kapron DT

RESERVE / INJURED (15)

6 White, Tim WR
22 Smith, Jimmy CB
25 Young, Tavon. CB
30 Dixon, Kenneth RB
35 Boykin, Brandon CB
43 Hill, Jaylen CB
50 McClellan, Albert LB
53 Bradley, Bam.ILB
60 Kublanow, BrandonC
65 Siragusa, Nico G
67 Nembot, Stephane.T
72 Lewis, Alex G/T
73 Yanda, Marshal G/T
80 Gillmore, Crockett TE
96 Urban, Brent DE

2017 COACHING STAFF

John Harbaugh Head Coach
Jerry Rosburg Special Teams Coordinator / Associate Head Coach
Marty Mornhinweg Offensive Coordinator / Quarterbacks Coach
Dean Pees Defensive Coordinator
Richard Angulo Assistant Offensive Line
Juney Barnett Strength & Conditioning Coach
Andy Bischoff Offensive Assistant
Randy Brown Specialists Coach
Joe Cullen Defensive Line Coach
Joe D'Alessandris Offensive Line Coach
Bobby Engram Wide Receivers Coach

Thomas Hammock Running Backs Coach
Chris Hewitt Secondary Coach
Chris Horton Assistant Special Teams Coach
Mike Macdonald Defensive Backs Coach
Don Martindale Linebackers Coach
Greg Roman Senior Offensive Assistant / Tight Ends Coach
Steve Saunders. Director of Performance
Craig Ver Steeg. Offensive Assistant / Quarterbacks
Matt Weiss Offensive Assistant
Drew Wilkins Assistant Defensive Line Coach



DEPTH CHART

Updated by Ravens PR Staff / Final for 2017

OFFENSE

WR	10	Chris Moore	12	Michael Campanaro		
WR	17	Mike Wallace	11	Breshad Perriman		
WR	18	Jeremy Maclin	16	Quincy Adebeyejo		
LT	79	Ronnie Stanley	74	James Hurst		
LG	74	James Hurst	61	Luke Bowanko	70	Andrew Donnal
C	66	Ryan Jensen	61	Luke Bowanko		
RG	68	Matt Skura	61	Luke Bowanko	<u>71</u>	<u>Jermaine Eluemunor</u>
RT	77	Austin Howard	74	James Hurst	<u>76</u>	<u>Maurquice Shakir</u>
TE	82	Benjamin Watson	86	Nick Boyle	87	Maxx Williams
QB	5	Joe Flacco	15	Ryan Mallett		88 Vince Mayle
RB	34	Alex Collins	39	Danny Woodhead	37	Javorius Allen
						28 Terrance West
						<u>42</u> <u>Patrick Ricard (FB)</u>

DEFENSE

DT	98	Brandon Williams	69	Willie Henry		
NT	97	Michael Pierce	<u>93</u>	<u>Chris Wormley</u>	<u>42</u>	<u>Patrick Ricard</u>
DE	94	Carl Davis	92	Bronson Kaufusi		
RUSH	55	Terrell Suggs	90	Za'Darius Smith	<u>56</u>	<u>Tim Williams</u>
MLB	57	C.J. Mosley	58	Steven Johnson		
WLB	48	Patrick Onwuasor	51	Kamalei Correa		
SLB	99	Matthew Judon	<u>54</u>	<u>Tyus Bowser</u>		
LCB	24	Brandon Carr	38	Stanley Jean-Baptiste		
SS	23	Tony Jefferson	41	Anthony Levine Sr.		
FS	32	Eric Weddle	21	Lardarius Webb	<u>36</u>	<u>Chuck Clark</u>
RCB	<u>29</u>	<u>Marlon Humphrey</u>	26	Maurice Canady		

SPECIAL TEAMS

P	4	Sam Koch				
K	9	Justin Tucker				
H	4	Sam Koch				
LS	46	Morgan Cox				
KOR	10	Chris Moore	12	Michael Campanaro	34	Alex Collins
PR	12	Michael Campanaro	21	Lardarius Webb		

*Injured** *Rookies Underlined*

PRONUNCIATION GUIDE

NAIR-oh); **Maurice Canady** (CAN-uh-dee); **Kamalei Correa** (KAH-mah-lay, corr-A-uh); **Jermaine Eluemunor** (EE-lew-mun-or); **Dieugot Joseph** (jeh-GO); **Matthew Judon** (JOO-don); **Bronson Kaufusi** (cow-FOO-see); **Sam Koch** (Cook); **Anthony Levine Sr.** (luh-VEEN); **Vince Mayle** (MAY-lee); **Stephane Nembot** (steff-ON, NAME-bot); **Patrick Onwuasor** (o-WAH-so); **Za'Darius Smith** (zuh-DARE-ee-us); **Lardarius Webb** (lahr-DARE-ee-us); **Marshal Yanda** (YAWN-da); **Tavon Young** (TAY-von); **COACHES: Richard Angulo** (an-GOO-low); **Andy Bischoff** (BISH-off); **Joe D'Alessandris** (dell-ah-SAN-dress); **Marty Mornhinweg** (MORNING-wig); **Craig Ver Steeg** (ver-STEGG)



HOW THE RAVENS WERE BUILT

BY YEAR SIGNED

YEAR	PLAYER	ACQ.
2003	OLB Terrell Suggs	D1a
2006	P Sam Koch	D6a
2007	<i>G/T Marshal Yanda [Injured Reserve]</i>	D3b
2008	QB Joe Flacco	D1
2009	DB Lardarius Webb	D3
2010	LS Morgan Cox <i>LB Albert McClellan [Injured Reserve]</i>	RFA RFA
2011	<i>CB Jimmy Smith [Injured Reserve]</i>	D1
2012	DB/LB Anthony Levine Sr. K Justin Tucker	FA RFA
2013	G/C Ryan Jensen DT Brandon Williams	D6b D3
2014	WR/RS Michael Campanaro <i>TE Crockett Gillmore [Injured Reserve]</i> OL James Hurst LB C.J. Mosley <i>DE Brent Urban [Injured Reserve]</i>	D7 D3b RFA D1 D4a
2015	RB Javorius Allen TE Nick Boyle DT Carl Davis QB Ryan Mallett WR Breshad Perriman OLB Za'Darius Smith RB Terrance West TE Maxx Williams	D4b D5a D3 FA D1 D4a FA D2
2016	CB Maurice Canady OLB Kamalei Correa RB Kenneth Dixon <i>[Injured Reserve]</i> DT Willie Henry OLB Matthew Judon DE Bronson Kaufusi <i>G/T Alex Lewis [Injured Reserve]</i> TE Vince Mayle WR Chris Moore <i>T Stephane Nembot [Injured Reserve]</i> ILB Patrick Onwuasor DT Michael Pierce G/C Matt Skura T Ronnie Stanley WR Mike Wallace TE Benjamin Watson S Eric Weddle <i>CB Tavon Young [Injured Reserve]</i>	D6b D2 D4e D4d D5 D3 D4c WAV (Dal.) D4b RFA RFA FA D1 FA UFA (NO) UFA (SD) D4a
2017	WR Quincy Adebayojo C Luke Bowanko OLB Tyus Bowser <i>CB Brandon Boykin [Injured Reserve]</i> <i>LB Bam Bradley [Injured Reserve]</i> CB Brandon Carr S Chuck Clark RB Alex Collins G/T Andrew Donnal G Jermaine Eluemunor <i>CB Jaylen Hill [Injured Reserve]</i> T Austin Howard CB Marlon Humphrey CB Stanley Jean-Baptiste S Tony Jefferson ILB Steven Johnson <i>G/C Brandon Kublanow [Injured Reserve]</i> WR Jeremy Maclin FB/DL Patrick Ricard G Maurquice Shakir <i>G Nice Siragusa [Injured Reserve]</i> <i>WR Tim White [Injured Reserve]</i> OLB Tim Williams RB Danny Woodhead DE Chris Wormley	RFA TR (Jax.) D2 UFA (Chi.) RFA UFA (Dal.) D6 FA WAV (LAR) D5 RFA FA D1 FA UFA (Ari.) FA RFA FA RFA RFA D4 RFA D3b UFA (SD) D3a

BY DRAFT ROUND

1st ROUND (8)	TEAM	YEAR
OLB Terrell Suggs	Baltimore	2003 (10th)
TE Benjamin Watson	New England	2004 (32nd)
QB Joe Flacco	Baltimore	2008 (18th)
WR Jeremy Maclin	Philadelphia	2009 (19th)
<i>CB Jimmy Smith [Injured Reserve]</i>	Baltimore	2011 (27th)
LB C.J. Mosley	Baltimore	2014 (17th)
WR Breshad Perriman	Baltimore	2015 (26th)
T Ronnie Stanley	Baltimore	2016 (6th)
CB Marlon Humphrey	Baltimore	2017 (16th)
2nd ROUND (5)		
S Eric Weddle	San Diego	2007
CB Stanley Jean-Baptiste	New Orleans	2014
TE Maxx Williams	Baltimore	2015
OLB Kamalei Correa	Baltimore	2016
OLB Tyus Bowser	Baltimore	2017
3rd ROUND (9)		
<i>G/T Marshal Yanda [Injured Reserve]</i>	Baltimore	2007
WR Mike Wallace	Pittsburgh	2009
CB/RS Lardarius Webb	Baltimore	2009
QB Ryan Mallett	New England	2011
DT Brandon Williams	Baltimore	2013
<i>TE Crockett Gillmore [Injured Reserve]</i>	Baltimore	2014
RB Terrance West	Cleveland	2014
DT Carl Davis	Baltimore	2015
DE Bronson Kaufusi	Baltimore	2016
DE Chris Wormley	Baltimore	2017
OLB Tim Williams	Baltimore	2017
4th ROUND (6)		
<i>CB Brandon Boykin [Injured Reserve]</i>	Philadelphia	2012
<i>DE Brent Urban [Injured Reserve]</i>	Baltimore	2014
RB Javorius Allen	Baltimore	2015
G/T Andrew Donnal	St. Louis	2015
TE Vince Mayle	Cleveland	2015
OLB Za'Darius Smith	Baltimore	2015
DT Willie Henry	Baltimore	2016
<i>RB Kenneth Dixon [Injured Reserve]</i>	Baltimore	2016
<i>G/T Alex Lewis [Injured Reserve]</i>	Baltimore	2016
WR Chris Moore	Baltimore	2016
<i>CB Tavon Young [Injured Reserve]</i>	Baltimore	2016
<i>G Nico Siragusa [Injured Reserve]</i>	Baltimore	2017
5th ROUND (5)		
CB Brandon Carr	Kansas City	2008
TE Nick Boyle	Baltimore	2015
RB Alex Collins	Seattle	2016
OLB Matthew Judon	Baltimore	2016
G Jermaine Eluemunor	Baltimore	2017
6th ROUND (5)		
P Sam Koch	Baltimore	2006
OL Ryan Jensen	Baltimore	2013
C Luke Bowanko	Jacksonville	2014
CB Maurice Canady	Baltimore	2016
S Chuck Clark	Baltimore	2017
7th ROUND (1)		
WR/RS Michael Campanaro	Baltimore	2014
UNDRAFTED (14)		
RB Danny Woodhead	NY Jets	2009
LS Morgan Cox	Baltimore	2010
DB Anthony Levine Sr.	Green Bay	2010
T Austin Howard	Philadelphia	2010
<i>LB Albert McClellan [Injured Reserve]</i>	Baltimore	2010
ILB Steven Johnson	Denver	2012
K Justin Tucker	Baltimore	2012
S Tony Jefferson	Arizona	2013
OL James Hurst	Baltimore	2014
<i>T Stephane Nembot [Injured Reserve]</i>	Baltimore	2016
ILB Patrick Onwuasor	Baltimore	2016
DT Michael Pierce	Baltimore	2016
G/C Matt Skura	Baltimore	2016
WR Quincy Adebayojo	Baltimore	2017
<i>LB Bam Bradley [Injured Reserve]</i>	Baltimore	2017
<i>CB Jaylen Hill [Injured Reserve]</i>	Baltimore	2017
<i>G/C Brandon Kublanow [Injured Reserve]</i>	Baltimore	2017
FB/DL Patrick Ricard	Baltimore	2017
G Maurquice Shakir	Baltimore	2017
<i>WR Tim White [Injured Reserve]</i>	Baltimore	2017



PARTICIPATION CHART

Player	REGULAR SEASON TOTALS														GAMES PLAYED	GAMES STARTED	DID NOT PLAY	INACTIVE		
	9/10 at Cin.	9/17 vs. Cle.	9/24 at Jax.*	10/1 vs. Pit.	10/8 at Oak.	10/15 vs. Chi.	10/22 at Min.	10/26 vs. Mia.	11/5 at Ten.	11/19 at GB	11/27 vs. Hou.	12/3 vs. Det.	12/10 at Pit.	12/17 at Cle.					12/23 vs. Ind.	12/31 vs. Cin.
Adeboyejo, Quincy	PS	PS	PS	PS	PS	PS	PS	PS	PS	PS	PS	PS	PS	PS	PS	PS	1	0	0	0
Allen, Xavier	X	X	X	X	X	X	X	X	X	X	X	X	X	X	X	X	16	0	0	0
Bell, Kenny	NOR	NOR	NOR	NOR	NOR	NOR	NOR	PS	PS	PS	PS	PS	PS	PS	PS	PS	0	0	0	0
Bergstrom, Tony	X	X	INA	INA	INA	X	X	NOR	NOR	NOR	NOR	NOR	NOR	NOR	NOR	NOR	4	0	0	3
Bowanko, Luke	X	X	X	X	X	X	X	X	X	LG	X	X	X	X	X	X	16	1	0	0
Bowser, Tyus	X	X	X	X	X	X	X	X	X	X	X	X	X	X	X	X	16	0	0	0
Boykin, Brandon	IR	IR	IR	IR	IR	IR	IR	IR	IR	IR	IR	IR	IR	IR	IR	IR	0	0	0	0
Boyle, Nick	TE	X	TE	TE	TE	TE	TE	TE	INA	TE	X	TE	X	TE	TE	TE	15	12	0	1
Bradley, Bam	X	X	IR	IR	IR	IR	IR	IR	IR	IR	IR	IR	IR	IR	IR	IR	2	0	0	0
Campanaro, Michael	X	X	X	X	X	X	X	INA	INA	X	INA	X	X	X	X	X	13	0	0	3
Canady, Maurice	IR	IR	IR	IR	IR	IR	IR	IR	X	CB	X	X	X	X	X	X	8	1	0	0
Carr, Brandon	LCB	LCB	LCB	LCB	LCB	LCB	LCB	LCB	LCB	LCB	LCB	LCB	LCB	LCB	LCB	LCB	16	16	0	0
Clark, Chuck	X	X	X	X	X	X	X	INA	X	X	X	X	X	X	X	X	15	0	0	1
Collins, Alex	PS	X	X	RB	X	RB	RB	RB	RB	RB	RB	RB	RB	RB	RB	RB	15	12	0	0
Correa, Kamalei	WLB	WLB	X	WLB	X	X	X	X	X	X	X	X	X	X	X	X	16	3	0	0
Cox, Morgan	X	X	X	X	X	X	X	X	X	X	X	X	X	X	X	X	16	0	0	0
Crockett, John	NOR	NOR	PS	PS	PS	PS	PS	PS	PS	PS	PS	PS	PS	PS	PS	PS	0	0	0	0
Daniel, Robertson	NOR	NOR	NOR	NOR	NOR	NOR	NOR	NOR	NOR	NOR	NOR	NOR	PS	PS	PS	PS	0	0	0	0
Davis, Carl	X	X	X	DT	DT	INA	X	DE	DE	X	DE	DE	DE	DE	DE	X	15	9	0	1
Dixon, Kenneth	IR	IR	IR	IR	IR	IR	IR	IR	IR	IR	IR	IR	IR	IR	IR	IR	0	0	0	0
Donnal, Andrew	NOR	NOR	NOR	NOR	NOR	NOR	NOR	NOR	NOR	DNP	X	X	X	X	X	X	6	0	1	0
Escobar, Gavin	NOR	NOR	NOR	NOR	NOR	NOR	NOR	X	X	NOR	NOR	NOR	NOR	NOR	NOR	NOR	2	0	0	0
Eluemunor, Jermaine	INA	INA	X	X	X	RG	RG	X	X	X	INA	INA	INA	INA	INA	INA	8	2	0	8
Flacco, Joe	QB	QB	QB	QB	QB	QB	QB	QB	QB	QB	QB	QB	QB	QB	QB	QB	16	16	0	0
Freemy, Jonathan	NOR	NOR	NOR	X	X	X	NOR	NOR	NOR	NOR	NOR	NOR	NOR	NOR	NOR	NOR	3	0	0	0
Gillmore, Crockett	IR	IR	IR	IR	IR	IR	IR	IR	IR	IR	IR	IR	IR	IR	IR	IR	0	0	0	0
Grigsby, Nicholas	NOR	NOR	PS	PS	PS	PS	PS	PS	PS	PS	PS	NOR	NOR	NOR	NOR	NOR	0	0	0	0
Henry, Willie	INA	INA	X	X	X	DT	X	X	X	DT	X	X	X	X	X	DE	14	3	0	2
Hill, Jaylen	INA	INA	INA	INA	INA	INA	X	X	X	INA	INA	INA	X	X	X	IR	6	0	0	9
Holmes, Gabe	NOR	NOR	NOR	NOR	PS	PS	PS	NOR	NOR	NOR	NOR	NOR	NOR	NOR	NOR	NOR	0	0	0	0
Howard, Austin	RT	RT	RT	RT	RT	RT	RT	RT	RT	RT	RT	RT	RT	RT	RT	RT	16	16	0	0
Humphrey, Marlon	X	X	X	X	DB	X	X	X	X	X	X	X	RCB	RCB	RCB	RCB	16	5	0	0
Hurst, James	LG	LG	LG	LG	LG	LG	LG	LG	LG	LT	LG	LG	LG	LG	LG	LG	16	16	0	0
Jean-Baptiste, Stanley	NOR	NOR	NOR	NOR	PS	PS	PS	PS	PS	PS	PS	PS	INA	INA	INA	X	1	0	0	3
Jefferson, Tony	SS	SS	SS	SS	SS	SS	SS	SS	SS	SS	SS	SS	SS	SS	SS	SS	16	16	0	0
Jensen, Ryan	C	C	C	C	C	C	C	C	C	C	C	C	C	C	C	C	16	16	0	0
Johnson, Steven	NOR	NOR	NOR	NOR	NOR	NOR	X	X	X	X	X	X	X	X	X	X	10	0	0	0
Joseph, Dieugot	NOR	NOR	INA	INA	INA	PS	PS	PS	PS	PS	PS	PS	PS	PS	PS	PS	0	0	0	3
Judon, Matthew	SLB	SLB	X	SLB	X	SLB	SLB	SLB	SLB	X	SLB	SLB	SLB	SLB	SLB	X	16	12	0	0
Kaufusi, Bronson	INA	INA	INA	DE	INA	X	X	INA	INA	INA	INA	INA	INA	INA	INA	INA	3	1	0	13
King, Jason	NOR	NOR	NOR	NOR	NOR	NOR	NOR	NOR	PS	NOR	NOR	NOR	NOR	NOR	NOR	NOR	0	0	0	0
Koch, Sam	X	X	X	X	X	X	X	X	X	X	X	X	X	X	X	X	16	0	0	0
Kouandjio, Arie	NOR	NOR	PS	PS	PS	PS	PS	PS	PS	NOR	NOR	NOR	NOR	NOR	NOR	NOR	0	0	0	0
Kublanow, Brandon	IR	IR	IR	IR	IR	IR	IR	IR	IR	IR	IR	IR	IR	IR	IR	IR	0	0	0	0
Langford, Jeremy	PS	NOR	IR	NOR	NOR	NOR	NOR	NOR	NOR	NOR	NOR	NOR	NOR	NOR	NOR	NOR	0	0	0	0
Levine Sr., Anthony	X	X	X	X	X	X	X	X	X	X	X	X	X	X	X	X	16	0	0	0
Lewis, Alex	IR	IR	IR	IR	IR	IR	IR	IR	IR	IR	IR	IR	IR	IR	IR	IR	0	0	0	0
Lewis-Moore, Kapron	NOR	NOR	NOR	NOR	NOR	PS	PS	PS	PS	PS	PS	PS	PS	PS	PS	PS	0	0	0	0
Lokombo, Boseko	PS	PS	PS	NOR	NOR	NOR	NOR	NOR	NOR	NOR	NOR	NOR	NOR	NOR	NOR	NOR	0	0	0	0
Maclin, Jeremy	WR	WR	WR	WR	WR	WR	WR	WR	WR	WR	WR	WR	WR	WR	WR	INA	12	12	0	4
Malleck, Ryan	PS	NOR	NOR	PS	PS	NOR	NOR	NOR	NOR	NOR	NOR	NOR	NOR	NOR	NOR	NOR	0	0	0	0
Mallett, Ryan	DNP	DNP	X	DNP	DNP	DNP	DNP	DNP	DNP	DNP	DNP	DNP	DNP	DNP	DNP	DNP	2	0	14	0
Martin, Ronald	NOR	NOR	PS	PS	PS	NOR	NOR	NOR	NOR	NOR	NOR	NOR	NOR	NOR	NOR	NOR	0	0	0	0
Matthews, Chris	X	X	X	X	X	X	X	INA	INA	IR	IR	IR	IR	IR	IR	IR	6	0	0	2
Mayle, Vince	X	X	X	X	X	X	X	X	X	X	X	X	X	X	X	X	16	0	0	0
McClellan, Albert	IR	IR	IR	IR	IR	IR	IR	IR	IR	IR	IR	IR	IR	IR	IR	IR	0	0	0	0
McRae, Tony	PS	X	X	X	X	X	NOR	NOR	NOR	NOR	NOR	NOR	NOR	NOR	NOR	NOR	5	0	0	0
Moore, Chris	X	INA	X	INA	INA	X	WR	X	X	X	WR	X	X	X	WR	WR	13	4	0	3
Moore, Steven	NOR	NOR	NOR	NOR	NOR	NOR	NOR	NOR	NOR	PS	PS	PS	PS	PS	PS	PS	0	0	0	0
Mosley, C.J.	MLB	MLB	MLB	MLB	MLB	MLB	MLB	MLB	MLB	MLB	MLB	MLB	MLB	MLB	MLB	MLB	16	16	0	0
Nelson Jr., Robert	NOR	NOR	NOR	NOR	NOR	NOR	NOR	NOR	NOR	NOR	NOR	NOR	NOR	NOR	NOR	PS	0	0	0	0
Nembot, Stephane	IR	IR	IR	IR	IR	IR	IR	IR	IR	IR	IR	IR	IR	IR	IR	IR	0	0	0	0
Onwuasor, Patrick	X	X	WLB	X	WLB	WLB	WLB	WLB	WLB	WLB	WLB	WLB	WLB	WLB	WLB	WLB	16	13	0	0
Ortiz, Ricky	PS	PS	PS	PS	NOR	NOR	NOR	NOR	NOR	NOR	NOR	NOR	NOR	NOR	NOR	NOR	0	0	0	0
Perriman, Breshad	X	X	X	X	X	WR	INA	WR	X	INA	X	INA	INA	X	WR	INA	11	3	0	5
Pierce, Michael	NT	X	DT	NT	NT	NT	NT	NT	NT	X	NT	NT	NT	NT	NT	X	16	13	0	0
Porter, Reggie	PS	PS	NOR	NOR	NOR	NOR	NOR	NOR	NOR	NOR	NOR	NOR	NOR	NOR	NOR	NOR	0	0	0	0
Price, Sheldon	INA	IR	IR	IR	IR	IR	NOR	NOR	NOR	NOR	NOR	NOR	NOR	NOR	NOR	NOR	0	0	0	1
Rainey, Bobby	NOR	NOR	NOR	NOR	NOR	X	X	X	NOR	NOR	NOR	NOR	NOR	NOR	NOR	NOR	4	0	0	0
Ricard, Patrick	X	X	X	X	X	X	X	X	X	X	X	X	X	X	X	X	16	0	0	0
Sankey, Darnell	NOR	NOR	NOR	NOR	NOR	NOR	NOR	NOR	NOR	NOR	NOR	NOR	PS	PS	PS	PS	0	0	0	0
Shakir, Maurquice	PS	PS	PS	PS	PS	PS	PS	PS	INA	INA	INA	INA	INA	INA	INA	INA	0	0	0	8
Siragusa, Nico	IR	IR	IR	IR	IR	IR	IR	IR	IR	IR	IR	IR	IR	IR	IR	IR	0	0	0	0
Skura, Matt	PS	PS	RG	RG	RG	INA	INA	RG	RG	RG	RG	RG	RG	RG	RG	RG	12	12	0	2
Smith, Jimmy	RCB	RCB	RCB	RCB	RCB	RCB	RCB	RCB	RCB	RCB	RCB	RCB	RCB	IR	IR	IR	12	12	0	0
Smith, Za'Darius	X	INA	SLB	X	SLB	X	X	X	SLB	X	X	INA	X	X	SLB	14	4	0	2	
Stanley, Ronnie	LT	LT	LT	LT	LT	LT	LT	LT	LT	INA	LT	LT	LT	LT	LT	LT	15	15	0	1
Suggs, Terrell	RUSH	RUSH	RUSH	RUSH	RUSH	RUSH	RUSH	RUSH	RUSH	RUSH	RUSH	RUSH	RUSH	RUSH	RUSH	RUSH	16	16	0	0
Tucker, Justin	X	X	X	X	X	X	X	X	X	X	X	X	X	X	X	X	16	0	0	0
Thornton, Josh	NOR	NOR	PS	PS	NOR	NOR	NOR	NOR	NOR	NOR	NOR	NOR	NOR	NOR	NOR	NOR	0	0	0	0
Urban, Brent	DE	DE	DE	IR	IR	IR	IR	IR	IR	IR	IR	IR	IR	IR	IR	IR	3	3	0	0
Wallace, Mike	X	WR	WR	WR	WR	WR	WR	INA	WR	WR	WR	WR	WR	WR	WR	WR	15	14	0	1
Watson, Benjamin	TE	TE	TE	TE	TE	TE	TE	TE	TE	X	TE	X	TE	X	TE	X	16	12	0	0
Webb, Lardarius	X	DB	DB	X	X	X	X	X	X	X	X	X	X	X	X	DB	16	3	0	0
Weddle, Eric	FS	FS	FS	FS	FS	FS	FS	FS	FS	FS	FS	FS	FS	FS	FS	FS	16	16	0	0
West, Terrance	RB	RB	RB	X	RB	INA	INA	INA	INA	INA	INA	INA	INA	INA	X	INA	6	4	0	10
Whalen, Griff	NOR	NOR	NOR	NOR	NOR	NOR	X	X	NOR	NOR	NOR	NOR	NOR	NOR	NOR	NOR	2	0	0	0
White, Tim	IR	IR	IR	IR	IR	IR	IR	IR	IR	IR	IR	IR	IR	IR	IR	IR	0	0	0	0
Williams, Brandon	DT	DT	INA	INA	INA	INA	DT	DT	DT	DT	DT	DT	DT	DT	DT	DT	12	12	0	4
Williams, Maxx	TE	TE	INA	INA	INA	X	INA	INA	TE	X	TE	X	TE	X	TE	X	11	8	0	5
Williams, Tim	INA	X	X	X	X	INA	INA	INA	INA	X	X	X	X	INA	INA					

GAME-BY-GAME STARTERS

OFFENSE

GAME	WR	LT	LG	C	RG	RT	TE	WR	QB	RB	WR	OTER
Sept. 10 at Cincinnati	Maclin	Stanley	Hurst	Jensen	Yanda	Howard	Watson	n/a	Flacco	West	Boyle (TE)	M. Williams (TE)
Sept. 17 vs. Cleveland	Maclin	Stanley	Hurst	Jensen	Yanda	Howard	Watson	Wallace	Flacco	West	n/a	M. Williams (TE)
Sept. 24 at Jacksonville	Maclin	Stanley	Hurst	Jensen	Skura	Howard	Watson	Wallace	Flacco	West	n/a	Boyle (TE)
Oct. 1 vs. Pittsburgh	Maclin	Stanley	Hurst	Jensen	Skura	Howard	Watson	Wallace	Flacco	Collins	n/a	Boyle (TE)
Oct. 8 at Oakland	Maclin	Stanley	Hurst	Jensen	Skura	Howard	Watson	Wallace	Flacco	West	n/a	Boyle (TE)
Oct. 15 vs. Chicago	Perriman	Stanley	Hurst	Jensen	Elumunor	Howard	Watson	Wallace	Flacco	Collins	n/a	Boyle (TE)
Oct. 22 at Minnesota	Moore	Stanley	Hurst	Jensen	Elumunor	Howard	Watson	Wallace	Flacco	Collins	n/a	Boyle (TE)
Oct. 26 vs. Miami	Maclin	Stanley	Hurst	Jensen	Skura	Howard	Watson	Perriman	Flacco	Collins	n/a	Boyle (TE)
Nov. 5 at Tennessee	Maclin	Stanley	Hurst	Jensen	Skura	Howard	Watson	Wallace	Flacco	Collins	n/a	M. Williams (TE)
Nov. 19 at Green Bay	Maclin	Hurst	Bowanko	Jensen	Skura	Howard	Boyle	Wallace	Flacco	Collins	n/a	M. Williams (TE)
Nov. 27 vs. Houston	Maclin	Stanley	Hurst	Jensen	Skura	Howard	Watson	Wallace	Flacco	Collins	Moore	n/a
Dec. 3 vs. Detroit	Maclin	Stanley	Hurst	Jensen	Skura	Howard	Boyle	Wallace	Flacco	Collins	n/a	M. Williams (TE)
Dec. 10 at Pittsburgh	Maclin	Stanley	Hurst	Jensen	Skura	Howard	Boyle	Wallace	Flacco	Collins	n/a	M. Williams (TE)
Dec. 17 at Cleveland	Maclin	Stanley	Hurst	Jensen	Skura	Howard	Watson	Wallace	Flacco	Collins	Moore	n/a
Dec. 23 vs. Indianapolis	Perriman	Stanley	Hurst	Jensen	Skura	Howard	Watson	Wallace	Flacco	Collins	Williams (TE)	n/a
Dec. 31 vs. Cincinnati	Moore	Stanley	Hurst	Jensen	Skura	Howard	Boyle	Wallace	Flacco	Collins	Williams (TE)	n/a

DEFENSE

GAME	DT	DE	NT	SAM	MIKE	WILL	RUSH	RCB	LCB	SS	FS	OTHER
Sept. 10 at Cincinnati	B. Williams	Urban	Pierce	Judon	Mosley	Correa	Suggs	J. Smith	Carr	Jefferson	Weddle	
Sept. 17 vs. Cleveland	B. Williams	Urban	n/a	Judon	Mosley	Correa	Suggs	J. Smith	Carr	Jefferson	Weddle	Webb (DB)
Sept. 24 at Jacksonville	Pierce	Urban	n/a	Z. Smith	Mosley	Onwuasor	Suggs	J. Smith	Carr	Jefferson	Weddle	Webb (DB)
Oct. 1 vs. Pittsburgh	Davis	Kaufusi	Pierce	Judon	Mosley	Correa	Suggs	J. Smith	Carr	Jefferson	Weddle	n/a
Oct. 8 at Oakland	Davis	n/a	Pierce	Z. Smith	Mosley	Onwuasor	Suggs	J. Smith	Carr	Jefferson	Weddle	Humphrey (CB)
Oct. 15 vs. Chicago	Henry	Wormley	Pierce	Judon	Mosley	Onwuasor	Suggs	J. Smith	Carr	Jefferson	Weddle	n/a
Oct. 22 at Minnesota	B. Williams	Wormley	Pierce	Judon	Mosley	Onwuasor	Suggs	J. Smith	Carr	Jefferson	Weddle	n/a
Oct. 26 vs. Miami	B. Williams	Davis	Pierce	Judon	Mosley	Onwuasor	Suggs	J. Smith	Carr	Jefferson	Weddle	n/a
Nov. 5 at Tennessee	B. Williams	Davis	Pierce	Judon	Mosley	Onwuasor	Suggs	J. Smith	Carr	Jefferson	Weddle	n/a
Nov. 19 at Green Bay	B. Williams	Henry	n/a	Z. Smith	Mosley	Onwuasor	Suggs	J. Smith	Carr	Jefferson	Weddle	n/a
Nov. 27 vs. Houston	B. Williams	Davis	Pierce	Judon	Mosley	Onwuasor	Suggs	J. Smith	Carr	Jefferson	Weddle	Canady (DB)
Dec. 3 vs. Detroit	B. Williams	Davis	Pierce	Judon	Mosley	Onwuasor	Suggs	J. Smith	Carr	Jefferson	Weddle	
Dec. 10 at Pittsburgh	B. Williams	Davis	Pierce	Judon	Mosley	Onwuasor	Suggs	Humphrey	Carr	Jefferson	Weddle	
Dec. 17 at Cleveland	B. Williams	Davis	Pierce	Judon	Mosley	Onwuasor	Suggs	Humphrey	Carr	Jefferson	Weddle	
Dec. 23 vs. Indianapolis	B. Williams	Davis	Pierce	Judon	Mosley	Onwuasor	Suggs	Humphrey	Carr	Jefferson	Weddle	
Dec. 31 vs. Cincinnati	B. Williams	Henry	n/a	Z. Smith	Mosley	Onwuasor	Suggs	Humphrey	Carr	Jefferson	Weddle	Webb (DB)

Bold denotes first NFL start



2017 TRANSACTIONS

- **Jan. 2:** Signed WR Kenny Bell, G Jarell Broxton, RB Stephen Houston, G Jarrod Pughsley, C Matt Skura and QB Dustin Vaughan to reserve future contracts.
- **Jan. 4:** Signed CB Robertson Daniel to a reserve future contract.
- **Jan. 31:** Signed DB Otha Foster and LB Boseko Lokombo to reserve future contracts.
- **March 7:** Terminated the contracts of vested veterans S Kendrick Lewis and CB Shareece Wright.
- **March 8:** Terminated the contract of vested veteran OLB Elvis Dumervil.
- **March 10:** Terminated the contract of vested veteran DB Lardarius Webb; Signed UFAs **S Tony Jefferson** and **RB Danny Woodhead**.
- **March 13:** Re-signed unrestricted free agents DB/LB Anthony Levine Sr. and NT Brandon Williams.
- **March 15:** Re-signed unrestricted free agent QB Ryan Mallett; Traded C Jeremy Zuttah and a 2017 sixth-round pick (198th overall) to San Francisco in exchange for a 2017 sixth-round choice (186th overall).
- **March 20:** Signed unrestricted free agent **CB Brandon Carr**.
- **April 4:** Traded DT Timmy Jernigan and the 99th-overall selection (a third-round compensatory choice) in the 2017 NFL Draft to the Philadelphia Eagles in exchange for the 74th pick in the 2017 draft.
- **April 6:** Re-signed restricted free agent WR/RS Michael Campanaro.
- **April 11:** Re-signed free agent DB Lardarius Webb.
- **April 19:** Re-signed restricted free agents T James Hurst and G/C Ryan Jensen; Re-signed exclusive rights free agent WR Chris Matthews.
- **April 25:** Re-signed exclusive rights free agent OLB Brennen Beyer.
- **April 26:** Re-signed exclusive rights free agents WR/RS Keenan Reynolds and G De'Ondre Wesley.
- **May 2:** Waived LB Cavellis Luckett; Signed 2017 NFL Draft choices **OLB Tyus Bowser**, **S Chuck Clark**, **G/T Jermaine Eluemunor**, **CB Marlon Humphrey** and **G Nico Siragusa**; Signed rookie free agents **P Kenny Allen**, **WR Quincy Adebeyejo**, **WR C.J. Board**, **ILB Bam Bradley**, **DE Omarius Bryant**, **CB Carlos Davis**, **S Daniel Henry**, **C Brandon Kublanow**, **RB Taquan Mizzell**, **FB Ricky Ortiz**, **WR Tim Patrick**, **ILB Donald Payne**, **DE Patrick Ricard**, **G Maurquice Shakir**, **QB Zach Terrell** and **WR Tim White**.
- **May 8:** Re-signed restricted free agent RB Terrance West and exclusive rights free agent CB Sheldon Price; Waived DE Omarius Bryant, RB Stephen Houston and QB Zach Terrell.
- **May 9:** Re-signed exclusive rights free agent LB Patrick Onwuasor.
- **May 12:** Re-signed exclusive rights free agent LB Lamar Louis.
- **May 15:** Signed undrafted rookie free agents **LB Randy Allen**, **WR Aaron Bailey**, **CB Jaylen Hill** and **T Roubbens Joseph**.
- **May 18:** Signed 2017 NFL Draft choices **OLB Tim Williams** and **DE Chris Wormley**.
- **June 5:** Terminated the contract of vested veteran (failed physical) CB Kyle Arrington; Signed free agent **CB Brandon Boykin** and **Al-Hajj Shabazz**.
- **June 6:** Waived (injured) CB Carlos Davis, who reverted to Injured Reserve; Signed free agent **TE Ryan Malleck**.
- **June 7:** Terminated the contract of vested veteran TE Dennis Pitta (injury waiver); Signed free agent **TE Barrett Burns**.
- **June 8:** Waived (injury settlement) CB Carlos Davis.
- **June 13:** Waived TE Barrett Burns; Signed free agent **WR Jeremy Maclin**
- **July 19:** Placed WR Aaron Bailey and DE Patrick Ricard on Active/Physically Unable to Perform; Waived (injured) DB Daniel Henry, who reverted to Injured Reserve.
- **July 21:** Placed WR/RS Michael Campanaro and CB Tavon Young on Active/Physically Unable to Perform; Waived (injured) WR Aaron Bailey, who reverted to Injured Reserve; Signed free agents **CB Reggie Porter** and **WR Griff Whalen**.
- **July 24:** Waived (injury settlement) DB Daniel Henry.
- **July 26:** Signed free agent **RB Bobby Rainey**; Activated DE Patrick Ricard from Active/Physically Unable to Perform.
- **July 28:** Placed G/C John Urschel on the Exempt/Left Squad list; Signed free agent **QB David Olson**; Waived (injury settlement) WR Aaron Bailey.
- **July 30:** Waived WR Tim Patrick and signed free agent **TE Larry Donnell**.
- **July 31:** Waived QB David Olson and signed free agent **QB Josh Woodrum**; Activated WR/RS Michael Campanaro from Active PUP.
- **Aug. 4:** Waived (injured) C Brandon Kublanow and signed rookie free agent **C Derrick Nelson**; Waived (injured) TE Crockett Gillmore and signed free agent **T Austin Howard**; Gillmore and Kublanow both reverted to Injured Reserve.
- **Aug. 7:** Waived (injured) CB Al-Hajj Shabazz, who reverted to Injured Reserve but then reached an injury settlement, and signed free agent **CB Trevin Wade**.
- **Aug. 14:** Waived QB Dustin Vaughn and signed **QB Thaddeus Lewis**.
- **Aug. 18:** Waived (injured) WR Kenny Bell, who later reached an injury settlement, and re-signed **G/C Jeremy Zuttah**.
- **Aug. 20:** Waived LB Lamar Louis.
- **Aug. 28:** Signed **LS Taybor Pepper**.
- **Sept. 1:** Waived the following players: P/K Kenny Allen, LB Randy Allen, WR C.J. Board, G Jarrell Broxton, DB Otha Foster, T Roubbens Joseph, C Derrick Nelson, LS Taybor Pepper, G Jarrod Pughsley, WR/RS Keenan Reynolds, FB/RB Lorenzo Taliaferro and G/T De'Ondre Wesley; Terminated the contracts of vested veterans: TE Larry Donnell, QB Thaddeus Lewis, RB Bobby Rainey CB Trevin Wade, WR Griff Whalen and G/C Jeremy Zuttah; Placed RB Kenneth

- Dixon, G/T Alex Lewis, LB Albert McClellan, G Nico Siragusa, WR Tim White and CB Tavon Young on Injured Reserve; Traded a 2018 conditional seventh-round pick to Arizona in exchange for G/C Tony Bergstrom.
- **Sept. 2:** Waived the following players: WR Quincy Adebeyejo, LB Boseko Lokombo, TE Ryan Malleck, WR Chris Matthews, RB Taquan Mizzell, FB Ricky Ortiz, ILB Donald Payne, CB Reggie Porter, G Maurquice Shakir, G/C Matt Skura and QB Josh Woodrum; Waived (injured) OLB Brennen Beyer, CB Robertson Daniel and T Stephane Nembot (who all reverted to Injured Reserve); Placed CB Brandon Boykin on Injured Reserve; Traded an undisclosed draft pick to Jacksonville in exchange for C Luke Bowanko.
- **Sept. 3:** Signed the following players to the practice squad: WR Quincy Adebeyejo, LB Boseko Lokombo, TE Ryan Malleck, FB Ricky Ortiz, CB Reggie Porter and G Maurquice Shakir.
- **Sept. 4:** Placed CB Maurice Canady on Injured Reserve; Re-signed WR Chris Matthews.
- **Sept. 5:** Signed **RB Alex Collins**, **CB Tony McRae** and G/C Matt Skura to the practice squad.
- **Sept. 6:** Reached an injury settlement with OLB Brennen Beyer.
- **Sept. 7:** Reached an injury settlement with CB Robertson Daniel.
- **Sept. 12:** Waived TE Ryan Malleck from the practice squad and re-signed QB Josh Woodrum to the practice squad.
- **Sept. 14:** Placed RB Danny Woodhead on Injured Reserve and signed RB Jeremy Langford from the practice squad to the active roster.
- **Sept. 17:** Placed CB Sheldon Price on Injured Reserve and waived RB Jeremy Langford; Signed Alex Collins and CB Tony McRae from the practice squad to the 53-man roster.
- **Sept. 18:** Signed **S Ronald Martin** to the practice squad.
- **Sept. 19:** Placed LB Bam Bradley and G Marshal Yanda on Injured Reserve; Signed G/C Matt Skura from the practice squad and **T Dieugot Joseph** off Chicago's practice squad to the 53-man roster; Re-signed RB Jeremy Langford to the practice squad; Signed **LB Nicholas Grigsby** and **G Arie Kouandjio** to the practice squad.
- **Sept. 20:** Signed **CB Josh Thornton** to the practice squad after CB Reggie Porter was signed to Cleveland's active roster.
- **Sept. 21:** Placed RB Jeremy Langford on Practice Squad Injured Reserve and signed **RB John Crockett** to the practice squad.
- **Sept. 26:** Waived OLB Boseko Lokombo from the practice squad.
- **Sept. 27:** Reached an injury settlement with RB Jeremy Langford; Re-signed TE Ryan Malleck to the practice squad; Placed DE Brent Urban on Injured Reserve and signed **LB Jonathan Freeny** to the 53-man roster.
- **Oct. 3:** Placed FB Ricky Ortiz on practice squad Injured Reserve and waived CB Josh Thornton from the practice squad; Signed **TE Gabe Holmes** and **CB Stanley Jean-Baptiste** to the practice squad. (The team later reached an injury settlement with Ortiz.)
- **Oct. 10:** Terminated the practice squad contracts of TE Ryan Malleck and CB Ronald Martin; Waived T Dieugot Joseph; Signed **DT Kapron Lewis-Moore** and C Derrick Nelson to the practice squad and re-signed RB Bobby Rainey to the active roster.
- **Oct. 12:** Terminated the practice squad contract of C Derrick Nelson and re-signed T Dieugot Joseph to the practice squad.
- **Oct. 17:** Terminated the contract of LB Jonathan Freeny and signed free agent **LB Steven Johnson**.
- **Oct. 19:** Terminated the contract of vested veteran G Tony Bergstrom and re-signed WR Griff Whalen; Terminated CB Sheldon Price from Injured Reserve.
- **Oct. 21:** Waived CB Tony McRae and re-signed G Tony Bergstrom to the active roster.
- **Oct. 23:** Terminated the contract of vested veteran G Tony Bergstrom and signed **TE Gavin Escobar** to the active roster.
- **Oct. 24:** Waived TE Gabe Holmes from the practice squad and re-signed WR Kenny Bell to the practice squad.
- **Oct. 31:** Terminated the contract of vested veteran WR Griff Whalen; Signed G Maurquice Shakir from the practice squad to the active roster; Signed **G Jason King** and **T Steven Moore** to the practice squad following the Shakir move and T Arie Kouandjio being signed to Washington's active roster on Oct. 28.
- **Nov. 3:** Waived (injured) WR Chris Matthews, who reverted to Injured Reserve but then reached an injury settlement, and activated CB Maurice Canady from Injured Reserve-Designated for Return.
- **Nov. 13:** Waived veteran RB Bobby Rainey after being awarded **G/T Andrew Donnal** off waivers from the LA Rams.
- **Nov. 14:** Waived G Jason King from the practice squad and re-signed **FB Ricky Ortiz** to the practice squad.
- **Nov. 18:** Waived TE Gavin Escobar and activated RB Danny Woodhead from Injured Reserve - Designated for Return.
- **Nov. 29:** Signed **ILB Darnell Sankey** to the practice squad after ILB Nicholas Grigsby was signed to New England's active roster.
- **Dec. 5:** Placed CB Jimmy Smith on Injured Reserve; Activated CB Stanley Jean-Baptiste from the practice squad to the 53-man roster and re-signed CB Robertson Daniel to the practice squad.
- **Dec. 26:** Placed CB Jaylen Hill on Injured Reserve; Elevated WR Quincy Adebeyejo from the practice squad to the 53-man roster; Signed **CB Robert Nelson Jr.** to the practice squad.

(Bold denotes first time player has joined the Ravens.)



RAVENS STATISTICS

Cumulative Season Stats

Team Game-by-Game Statistics

Longest Plays from Scrimmage

Team Superlatives

Individual Superlatives

Turnover Table

Inside-the-20 Scoring

First Downs

Pass Completions by Distance

The Last Time...

Penalty Challenges

2017 Game Recaps



2017 STATISTICS

WON 9, LOST 7

09/10	W 20-0	at Cincinnati	55,254
09/17	W 24-10	Cleveland	70,605
09/24	L 7-44	at Jacksonville	84,592
10/01	L 9-26	Pittsburgh	71,126
10/08	W 30-17	at Oakland	54,980
10/15	L 24-27 OT	Chicago	70,616
10/22	L 16-24	at Minnesota	66,751
10/26	W 40-0	Miami	70,408
11/05	L 20-23	at Tennessee	67,322
11/19	W 23-0	at Green Bay	77,945
11/27	W 23-16	Houston	70,357
12/03	W 44-20	Detroit	70,500
12/10	L 38-39	at Pittsburgh	60,069
12/17	W 27-10	at Cleveland	56,434
12/23	W 23-16	Indianapolis	70,590
12/31	L 27-31	Cincinnati	70,507

	Balt.	Opp.
TOTAL FIRST DOWNS	311	296
Rushing	111	87
Passing	168	179
Penalty	32	30
3rd Down: Made/Att	76/223	82/222
3rd Down Pct.	34.1	36.9
4th Down: Made/Att	10/16	6/16
4th Down Pct.	62.5	37.5
POSSESSION AVG.	30:38	29:22
TOTAL NET YARDS	4886	5201
Avg. Per Game	305.4	325.1
Total Plays	1054	1045
Avg. Per Play	4.6	5.0
NET YARDS RUSHING	1856	1780
Avg. Per Game	116.0	111.3
Total Rushes	460	435
NET YARDS PASSING	3030	3421
Avg. Per Game	189.4	213.8
Sacked/Yards Lost	27/205	41/280
Gross Yards	3235	3701
Att./Completions	567/363	569/333
Completion Pct.	64.0	58.5
Had Intercepted	13	22
PUNTS/AVERAGE	85/44.3	77/44.6
NET PUNTING AVG.	85/40.3	77/40.2
PENALTIES/YARDS	91/749	96/807
FUMBLES/BALL LOST	19/4	22/12
TOUCHDOWNS	42	32
Rushing	14	12
Passing	20	18
Returns	8	2

* SCORE BY PERIODS	Q1	Q2	Q3	Q4	OT	PTS		
TEAM	46	148	66	135	0	395		
OPPONENTS	50	108	69	73	3	303		
* SCORING	TD-Ru	Pa-Rt	K-PAT	FG	S	PTS		
Tucker	0	0	0	39/39	34/37	0 141		
Allen	6	4	2	0	0	36		
Collins	6	6	0	0	0	36		
C. Moore	4	0	3	1	0	24		
Wallace	4	0	4	0	0	24		
Watson	4	0	4	0	0	24		
Maclin	3	0	3	0	0	18		
Campanaro	2	0	1	1	0	12		
Ricard	2	0	2	0	0	12		
J. Smith	2	0	0	2	0	12		
West	2	2	0	0	0	12		
Flacco	1	1	0	0	0	6		
Mayle	1	1	0	0	0	6		
Mosley	1	0	0	1	0	6		
Rainey	1	0	0	1	0	6		
Weddle	1	0	0	1	0	6		
B. Williams	1	0	0	1	0	6		
M. Williams	1	0	1	0	0	6		
Boyle	0	0	0	0	0	0		
TEAM	42	14	20	8	39/39	34/37	0	395
OPPONENTS	32	12	18	2	27/30	28/33	0	303
2-Pt Conv:	Boyle, TEAM 1-3, OPPONENTS 0-2							
SACKS:	Suggs 11, Judon 8, Henry 3.5, Z. Smith 3.5, Bowser 3, Levine 3, Jefferson 2.5, Webb 2, Mosley 1, Onwuasor 1, Pierce 1, Weddle 1, Davis 0.5, TEAM 41, OPPONENTS 27							
FUM/LOST:	Flacco 6/0, Campanaro 4/0, Collins 4/2, Jensen 1/0, Mallett 1/0, Watson 1/0, West 1/1, M. Williams 1/1							

* RUSHING	No.	Yds	Avg	Long	TD
Collins	212	973	4.6	50	6
Allen	153	591	3.9	37	4
West	39	138	3.5	13	2
Woodhead	14	56	4.0	10	0
Flacco	25	54	2.2	25	1
Campanaro	5	42	8.4	19	0
M. Williams	2	6	3.0	4	0
Wallace	1	4	4.0	4	0
Mayle	2	2	1.0	2t	1
Rainey	1	2	2.0	2	0
Mallett	4	-3	-0.8	0	0
C. Moore	2	-9	-4.5	-4	0
TEAM	460	1856	4.0	50	14
OPPONENTS	435	1780	4.1	59	12

* RECEIVING	No.	Yds	Avg	Long	TD
Watson	61	522	8.6	33t	4
Wallace	52	748	14.4	66	4
Allen	46	250	5.4	20	2
Maclin	40	440	11.0	48t	3
Woodhead	33	200	6.1	22	0
Boyle	28	203	7.3	16	0
Collins	23	187	8.1	37	0
Campanaro	19	173	9.1	18	1
C. Moore	18	248	13.8	30t	3
M. Williams	15	86	5.7	17	1
Perriman	10	77	7.7	14	0
Rainey	5	18	3.6	12	0
Whalen	4	23	5.8	9	0
Ricard	4	12	3.0	6t	2
Matthews	3	25	8.3	12	0
West	2	23	11.5	15	0
TEAM	363	3235	8.9	66	20
OPPONENTS	333	3701	11.1	57	18

* INTERCEPTIONS	No.	Yds	Avg	Long	TD
Weddle	6	85	14.2	45t	1
Carr	4	57	14.3	33	0
J. Smith	3	58	19.3	50t	1
Mosley	2	94	47.0	63t	1
Humphrey	2	33	16.5	18	0
Webb	2	10	5.0	10	0
Bowser	1	27	27.0	27	0
Jefferson	1	13	13.0	13	0
Levine	1	8	8.0	8	0
TEAM	22	385	17.5	63t	3
OPPONENTS	13	340	26.2	90t	2

* PUNTING	No.	Yds	Avg	Net	TB	In	Lg	B
Koch	84	3765	44.8	40.3	3	40	67	1
TEAM	85	3765	44.3	40.3	3	40	67	1
OPPONENTS	77	3438	44.6	40.2	1	12	67	0

* PUNT RETURNS	Ret	FC	Yds	Avg	Long	TD
Campanaro	27	18	291	10.8	77t	1
Rainey	2	0	22	11.0	13	0
Webb	2	8	7	3.5	7	0
Whalen	1	1	2	2.0	2	0
TEAM	32	27	322	10.1	77t	1
OPPONENTS	34	18	277	8.1	46	0

* KICKOFF RETURNS	No.	Yds	Avg	Long	TD
C. Moore	13	346	26.6	87	0
Rainey	11	338	30.7	96t	1
Campanaro	6	159	26.5	40	0
Collins	2	50	25.0	27	0
Mayle	2	43	21.5	29	0
TEAM	34	936	27.5	96t	1
OPPONENTS	33	615	18.6	37	0

* FIELD GOALS	1-19	20-29	30-39	40-49	50+
Tucker	0/0	7/7	11/11	11/12	5/7
TEAM	0/0	7/7	11/11	11/12	5/7
OPPONENTS	0/0	5/5	10/11	10/12	3/5
Tucker:	(25G, 25G) (58N, 28G) () (62N, 42G) (22G, 21G, 44G) (27G, 31G, 50G) (48G, 57G, 47G) (55G, 48G, 46B) (30G, 29G) (32G, 39G, 23G) (53G, 31G, 49G) (38G, 46G, 51G) (47G) (31G, 43G) (30G, 39G, 36G) (46G, 34G)				
OPP:	() (38G) (23G, 45G, 29G) (31G, 49G, 44N) (32G) (24G, 40G) (52G, 51G, 43G, 43G, 34G, 32G) (50N) (48G) () (25G, 36G, 37G) (43N) (52G, 43G, 24G, 46G) (45G) (38B, 60N, 48G, 38G, 30G) (32G)				

* PASSING	Att	Cmp	Yds	Cmp%	Yds/Att	TD	TD%	Int	Int%	Long	SK/Lost	Rating
Flacco	549	352	3141	64.1	5.72	18	3.3	13	2.4	66	27/205	80.4
Mallett	16	9	56	56.3	3.50	2	12.5	0	0.0	12	0/0	103.1
Koch	2	2	38	100.0	19.00	0	0.0	0	0.0	22	0/0	118.8
TEAM	567	363	3235	64.0	5.71	20	3.5	13	2.3	66	27/205	81.4
OPPONENTS	569	333	3701	58.5	6.50	18	3.2	22	3.9	57	41/280	72.4

2017 DEFENSIVE STATISTICS

from Press Box Stats

Name	Total	Solo	Assists	Sacks	Yds.	INT	Yds.	PD	FF	FR
Mosley, C.J.	132	96	36	1	13	2	94	7	3	3
Onwuasor, Patrick	88	65	23	1	1	0	0	2	1	1
Jefferson, Tony	79	56	23	2.5	13.5	1	13	2	1	0
Weddle, Eric	63	49	14	1	7	6	85	8	2	1
Judon, Matthew	58	50	8	8	70	0	0	3	2	1
Carr, Brandon	56	50	6	0	0	4	57	12	0	0
Pierce, Michael	49	32	17	1	5	0	0	0	0	2
Suggs, Terrell	49	37	12	11	71.5	0	0	4	4	0
Webb, Lardarius	37	35	2	2	13	2	10	4	1	0
Humphrey, Marlon	34	30	4	0	0	2	33	11	0	0
Henry, Willie	32	23	9	3.5	23	0	0	5	0	1
Williams, Brandon	30	18	12	0	0	0	0	2	0	1
Smith, Jimmy	28	26	2	0	0	3	58	9	0	1
Canady, Maurice	24	19	5	0	0	0	0	1	0	0
Smith, Za'Darius	24	15	9	3.5	22	0	0	1	1	0
Levine Sr., Anthony	20	18	2	3	21	1	8	3	0	1
Davis, Carl	19	12	7	0.5	7	0	0	1	0	0
Bowser, Tyus	9	7	2	3	13	1	27	3	0	0
Correa, Kamalei	8	6	2	0	0	0	0	1	0	0
Williams, Tim	6	5	1	0	0	0	0	0	0	0
Clark, Chuck	5	5	0	0	0	0	0	2	0	0
Ricard, Patrick	5	3	2	0	0	0	0	0	0	0
Wormley, Chris	5	5	0	0	0	0	0	0	0	0
Kaufusi, Bronson	4	1	3	0	0	0	0	0	0	0
Urban, Brent	4	3	1	0	0	0	0	1	0	0
Hill, Jaylen	1	1	0	0	0	0	0	1	0	0
Totals	869	667	202	41	280	22	385	83	15	12

2017 SPECIAL TEAMS TACKLES

from Press Box Stats

Name	Total	Solo	Assists	FF	FR	Blocked Kicks
Levine Sr., Anthony	9	5	4	0	0	0
Allen, Javorius	8	7	1	0	0	0
Clark, Chuck	8	7	1	0	0	0
Mayle, Vince	8	8	0	0	0	0
Correa, Kamalei	7	4	3	0	0	0
Johnson, Steven	5	4	1	0	0	0
Matthews, Chris	4	4	0	0	0	0
Canady, Maurice	3	3	0	0	0	0
Judon, Matthew	3	1	2	0	0	0
Tucker, Justin	3	3	0	0	0	0
Bowser, Tyus	2	2	0	0	0	0
Freeny, Jonathan	2	2	0	0	0	0
Hill, Jaylen	2	1	1	0	0	0
Onwuasor, Patrick	2	2	0	0	0	0
Webb, Lardarius	2	2	0	0	0	0
Cox, Morgan	1	1	0	0	0	0
Henry, Willie	1	1	0	0	0	0
Jean-Baptiste, Stanley	1	1	0	0	0	0
Kaufusi, Bronson	1	1	0	0	0	0
McRae, Tony	1	1	0	0	0	0
Moore, Chris	1	1	0	0	0	0
Jefferson, Tony	0	0	0	0	0	1
Totals	74	61	13	0	0	1

2017 SINGLE-GAME BESTS

Tackles:	14 by C.J. Mosley at Pit. (12/10)
Sacks:	2 by three different players; last by Terrell Suggs vs. Hou. (11/27)
Interceptions:	1 by nine different players; last by Brandon Carr and Eric Weddle at Cle. (12/17)
Passes Defensed:	4 by Brandon Carr vs. Cle. (9/17)
Forced Fumbles:	1 by eight different players; last by C.J. Mosley vs. Cin. (12/31)
Fumble Recoveries:	1 by nine different players; last by Eric Weddle vs. Cin. (12/31)
Special Teams Tackles:	3 by Javorius Allen at Pit. (12/10) and Chris Matthews vs. Chi. (10/15)

BALTIMORE RAVENS 2017 REGULAR SEASON GAME BY GAME OFFENSIVE STATISTICS

Game	9/10 at Cin.	9/17 vs Cle.	9/24 at Jax.	10/1 vs Pit.	10/8 at Oak.	10/15 vs Chi.	10/22 at Min.	10/26 vs Mia.	11/5 at Ten.	11/19 at GB.	11/27 vs Hou.	12/3 vs Det.	12/10 at Pit.	12/17 at Cle.	12/23 vs Ind.	12/31 vs Cin.
Points	20	24	7	9	30	24	16	40	20	23	23	44	38	27	23	27
1st Qtr	3	7	0	0	14	0	3	7	3	0	0	3	0	3	3	0
2nd Qtr	14	14	0	0	10	3	3	13	3	6	17	17	14	14	10	10
3rd Qtr	3	0	0	9	0	7	3	0	0	7	0	0	17	10	3	7
4th Qtr	0	3	7	0	6	14	7	20	14	10	6	24	7	0	7	10
Overtime	0	0	0	0	0	0	0	0	0	0	0	0	0	0	0	0
TDs (Ru-P-Ret)	1-1-0	1-2-0	0-1-0	0-1-0	2-0-1	0-0-2	0-1-0	0-2-3	0-2-0	1-1-0	2-0-0	2-2-1	3-2-0	1-1-1	0-2-0	1-2-0
PATs (M/A)	2/2	3/3	1/1	0/0	3/3	1/1	1/1	4/4	2/2	2/2	2/2	5/5	5/5	3/3	2/2	3/3
2PT Convs (M/A)	0/0	0/0	0/0	0/1	0/0	1/1	0/0	0/1	0/0	0/0	0/0	0/0	0/0	0/0	0/0	0/0
FGs (M/A)	2/2	1/2	0/0	1/2	3/3	3/3	3/3	2/3	2/2	3/3	3/3	3/3	1/1	2/2	3/3	2/2
Safeties	0	0	0	0	0	0	0	0	0	0	0	0	0	0	0	0
First Downs	17	24	12	18	19	16	16	19	24	14	17	24	26	23	23	19
Rushing	8	7	6	4	11	5	4	9	4	4	7	8	9	10	8	7
Passing	5	16	4	14	8	7	10	7	19	7	7	13	13	12	13	11
Penalty	4	1	2	0	0	2	2	3	1	3	3	3	4	1	2	1
3rd Down Conv (M/A)	6/14	4/11	3/11	5/13	7/14	3/18	6/16	3/13	6/16	3/14	3/14	5/12	4/10	7/16	6/14	5/17
3rd Down Conv Pct	43%	36%	27%	39%	50%	17%	38%	23%	38%	21%	21%	42%	40%	44%	43%	29%
4th Down Conv (M/A)	0-0	0/0	0/1	0/2	0/0	1/1	1/1	0/0	3/4	1/1	2/2	0/0	0/0	0/1	1/1	1/2
4th Down Conv Pct	0%	0%	0%	0%	0%	100%	100%	0%	75%	100%	100%	0%	0%	0%	100%	50%
Total Net Yards	268	337	186	288	365	291	208	295	341	219	294	370	413	376	323	312
Total Off. Plays	60	68	54	68	65	70	64	62	77	57	65	63	62	74	71	74
Avg. Gain Per Play	4.5	5.0	3.4	4.2	5.6	4.2	3.3	4.8	4.4	3.8	4.5	5.9	6.7	5.1	4.5	4.2
Net Yards Rushing	157	136	134	82	143	125	64	174	73	58	139	101	152	97	103	118
Total Rushing Plays	42	32	25	15	39	26	20	40	22	26	31	27	26	31	32	26
Avg. Gain Per Rush	3.7	4.3	5.4	5.5	3.7	4.8	3.2	4.4	3.3	2.2	4.5	3.7	5.8	3.1	3.2	4.5
Net Yards Passing	111	201	52	206	222	166	144	121	268	161	155	269	261	279	220	194
Times Sacked	1	2	2	4	0	3	5	0	2	3	1	0	1	1	1	1
Yards Lost on Sacks	10	16	12	29	0	14	42	0	9	22	8	0	8	9	17	9
Gross Yards Passing	121	217	64	235	222	180	186	121	277	183	163	269	269	288	237	203
Pass Attempts	17	34	27	49	26	41	39	22	53	28	33	36	35	42	38	47
Pass Completions	9	25	14	31	19	24	27	13	35	22	21	23	20	26	29	25
Completion Pct	52.9%	73.5%	51.9%	63.3%	73.1%	58.5%	69.2%	59.1%	66.0%	78.6%	63.6%	63.9%	57.1%	61.9%	76.3%	53.2%
Avg. Gain Per Pass	6.2	5.6	1.8	3.9	8.5	3.8	3.3	5.5	4.9	5.2	4.6	7.5	7.3	6.5	5.6	4.0
Interceptions	1	1	2	2	0	2	0	0	2	1	0	0	1	0	0	1
Fumbles / Fum. Lost	1/0	1/1	1/1	3/1	1/0	1/1	3/0	1/0	1/0	1/0	0/0	1/0	2/0	0/0	2/0	0/0
Penalties	11	7	10	6	1	8	3	5	6	3	7	2	5	7	5	5
Penalty Yards	85	45	88	55	5	69	15	40	39	30	89	25	35	57	25	47
Punts	6	5	7	5	3	7	6	5	4	7	6	5	3	5	3	8
Gross Punting Average	41.7	47.0	44.4	44.4	39	55.0	48.2	45.0	45.0	41.4	51.3	41.8	41.7	43.0	23.7	41.6
Touchbacks	0	1	1	0	0	0	0	0	0	1	0	0	0	0	0	0
Inside20	2	4	1	2	1	2	1	4	2	5	5	2	2	4	0	3
Punts Blocked	0	0	0	0	0	0	0	0	0	0	0	0	0	0	0	0
Net Punting Average	39.3	43	41.3	41.4	36.7	48.9	34.3	44.0	39.5	37.3	47.8	39.0	42.3	40.8	21	36.5
Punt Returns	3	3	0	1	2	5	0	3	2	1	0	3	1	1	1	6
Punt Return Yards	23	19	0	0	19	132	0	9	22	28	0	28	0	0	0	42
Punt Return Avg.	7.7	6.3	0.0	0.0	9.5	26.4	0.0	3.0	11.0	28.0	0.0	9.3	0.0	0.0	0.0	7.0
Fair Catches	1	1	2	1	1	2	1	4	1	4	2	2	2	2	2	1
Kickoff Returns	0	0	0	4	0	5	1	1	1	1	2	3	6	0	5	6
Kickoff Return Yards	0	0	0	96	0	191	113	26	22	35	50	80	126	0	0	197
Kickoff Return Avg.	0.0	0.0	0.0	24.0	0.0	38.2	22.6	26.0	22.0	35.0	25.0	26.7	21.0	0.0	0.0	32.8
Time of Possession	34:00	33:24	25:57	24:31	33:43	31:09	27:59	31:14	32:22	30:03	29:44	29:51	26:10	36:48	35:48	31:21

BALTIMORE RAVENS 2017 REGULAR SEASON GAME BY GAME DEFENSIVE STATISTICS

Game	9/10 @ Cin.	9/17 vs. Cle.	9/24 @ Jac.	10/1 vs. Pit.	10/8 @ Oak.	10/15 vs. Chi.	10/22 @ Min.	10/26 vs. Mia.	11/5 vs. Ten.	11/19 @ GB	11/27 vs. Hou.	12/3 vs. Det.	12/10 @ Pit.	12/17 @ Cle.	12/23 vs. Ind.	12/31 vs. Cin.
Points	0	10	44	26	17	27	24	0	23	0	16	20	39	10	16	31
1st Qtr	0	0	0	3	3	0	3	0	0	10	0	7	0	7	0	7
2nd Qtr	0	7	13	16	7	10	6	0	6	0	3	0	13	10	7	10
3rd Qtr	0	3	14	0	7	7	9	0	0	0	3	13	0	0	6	7
4th Qtr	0	0	7	7	0	7	6	0	7	0	3	7	19	0	3	7
Overtime	0	0	0	0	0	3	0	0	0	0	0	0	0	0	0	0
TDs (Ru-P-Ret)	0-0-0	0-1-0	1-4-0	2-1-0	1-1-0	0-2-1	1-0-0	0-0-0	1-2-0	0-0-0	1-0-0	2-1-0	2-2-0	1-0-0	0-1-0	0-3-1
PATs (M/A)	0-0	1-1	5-5	2-2	2-2	3-3	0-1	0-0	2-3	0-0	2-3	0-3	3-3	1-1	1-1	4-4
2PT Convs (M/A)	0-0	0-0	0-0	0-1	0-0	0-0	0-0	0-0	0-0	0-0	0-0	0-0	0-1	0-0	0-0	0-0
FGs (M/A)	0-0	1-1	3-3	2-3	1-1	2-2	6-6	0-1	1-1	0-0	3-3	0-1	4-4	1-1	3-5	1-1
Safeties	0	0	0	0	0	0	0	0-0	0	0	0	0	0	0	0	0
First Downs	14	20	24	22	15	18	17	13	14	16	20	18	31	15	17	22
Rushing	3	6	7	10	7	10	5	3	3	5	4	3	6	5	5	5
Passing	8	12	13	10	8	5	11	9	10	11	11	14	23	8	12	14
Penalty	3	2	4	2	0	3	1	1	1	0	5	1	2	2	0	3
3rd Down Conv (M/A)	4-13	2-12	3-12	7-15	6-12	5-17	7-15	4-15	3-11	4-13	6-14	4-13	12-18	5-14	5-13	5-15
3rd Down Conv Pct	30.8%	16.7%	25%	47%	50%	29%	47%	27%	27%	31%	43%	31%	67%	36%	38%	33%
4th Down Conv (M/A)	0-1	1-2	2-2	0-0	0-1	0-0	0-0	0-2	0-0	1-4	0-0	0-0	0-0	0-1	1-2	1-1
4th Down Conv Pct	0%	50%	100%	0%	0%	0%	0%	0%	0%	25%	0%	0%	0%	0%	50%	100%
Total Net Yards	221	386	410	381	245	342	357	196	257	265	303	372	545	266	296	359
Total Off. Plays	58	66	68	73	54	75	64	66	52	67	64	61	85	58	59	75
Avg. Gain Per Play	3.8	5.8	6.0	5.2	4.5	4.6	5.6	3.0	4.9	4.0	4.7	6.1	6.4	4.6	5.0	4.8
Net Yards Rushing	77	93	166	173	108	231	169	45	71	75	66	78	59	130	93	146
Total Rushing Plays	22	21	35	42	25	54	33	19	21	25	25	24	16	19	24	30
Avg. Gain Per Rush	3.5	4.4	4.7	4.1	4.3	4.3	5.1	2.4	3.4	3.0	2.6	3.3	3.7	6.8	3.9	4.9
Net Yards Passing	144	293	244	208	137	111	188	151	186	190	237	294	486	136	203	213
Times Sacked	5	3	0	1	3	4	0	3	3	6	2	3	3	2	2	1
Yards Lost on Sacks	26	7	0	8	22	23	0	25	32	49	15	22	20	10	12	9
Gross Yards Passing	170	300	244	216	159	134	188	176	218	239	252	316	506	146	215	222
Pass Attempts	31	42	33	30	26	17	31	44	28	36	37	34	66	37	33	44
Pass Completions	16	20	20	18	13	9	20	25	19	21	22	27	44	20	16	23
Completion Pct	51.6%	47.6%	60.6%	60.0%	50.0%	52.9%	64.5%	56.8%	67.9%	58.3%	59.5%	79.4%	66.7%	54.1%	48.5%	52.3%
Avg. Gain Per Pass	4.0	6.5	7.4	6.7	4.7	5.3	6.1	3.2	6.0	4.5	6.1	7.9	7.0	3.5	5.8	4.7
Interceptions	4	4	0	1	0	0	1	2	1	3	2	2	0	2	0	0
Fumbles / Fum. Lost	1-1	2-1	0-0	1-0	1-1	4-2	0-0	0-0	0-0	4-2	2-1	2-1	1-0	2-2	0-0	2-1
Penalties	9	11	9	8	3	5	4	7	3	5	6	6	6	6	2	6
Penalty Yards	66	65	70	60	24	44	47	43	39	53	36	45	101	35	19	60
Punts	5	4	3	4	4	9	2	8	5	5	4	6	3	5	2	8
Gross Punting Average	42.4	52.3	50.0	37.5	49.3	46.7	46.0	41.0	51.2	40.4	43.5	45.8	47.0	43.2	37.0	42.8
Touchbacks	0	0	0	0	1	0	0	0	0	0	0	0	0	0	0	0
Inside20	1	0	1	1	0	3	0	0	3	1	1	1	0	0	0	0
Punts Blocked	0	0	0	0	0	0	0	0	0	0	0	0	0	0	0	0
Net Punting Average	37.8	47.5	50.0	37.5	39.5	32.0	46.0	39.9	46.8	34.8	43.5	41.2	47.0	43.2	37.0	37.5
Punt Returns	3	1	2	2	1	4	3	2	2	2	2	2	1	1	1	5
Punt Return Yards	14	0	2	15	7	43	83	5	22	9	21	14	-2	11	8	25
Punt Return Avg.	4.7	0.0	1.0	7.5	7.0	10.8	27.7	2.5	11.0	4.5	10.5	7.0	-2.0	11.0	8.0	5.0
Fair Catches	2	1	1	1	0	0	0	0	1	2	3	2	1	1	0	3
Kickoff Returns	1	1	1	2	1	5	1	1	1	2	3	2	6	3	1	2
Kickoff Return Yards	11	18	12	36	31	105	20	4	4	48	67	42	78	77	34	17
Kickoff Return Avg.	11.0	18.0	12.0	18.0	31.0	21.0	20.0	15.0	4.0	24.0	22.3	21.0	13.0	25.7	34.0	8.5
Time of Possession	26:00	26:36	34:03	35:29	26:17	36:45	32:01	28:46	27:38	29:57	30:16	30:09	33:50	23:12	24:12	28:39



LONGEST PLAYS FROM SCRIMMAGE

BALTIMORE RAVENS

Yards	Player	Opp.	Date	Result
66	Mike Wallace from Joe Flacco	vs. Det.	12/3/17	W, 44-20
54	Mike Wallace from Joe Flacco	at Oak.	10/8/17	W, 30-17
52	Mike Wallace from Joe Flacco	at Oak.	10/8/17	W, 30-17
50	Alex Collins rush	vs. Pit.	10/1/17	L, 9-26
48t	Jeremy Maclin from Joe Flacco	at Cin.	9/10/17	W, 20-0
40	Mike Wallace from Joe Flacco	at Pit.	12/10/17	L, 38-39
37	Alex Collins from Joe Flacco	at Pit.	12/10/17	L, 38-39
37	Javorius Allen rush	vs. Cle.	9/17/17	W, 24-10
34t	Jeremy Maclin from Joe Flacco	vs. Mia.	10/26/17	W, 40-0
33t	Benjamin Watson from Joe Flacco	at Cle.	12/17/17	W, 27-10
33	Benjamin Watson from Joe Flacco	at GB	11/19/17	W, 23-0
30	Mike Wallace from Joe Flacco	at Cle.	12/17/17	W, 27-10
30t	Chris Moore from Joe Flacco	at Pit.	12/10/17	L, 38-39
30	Alex Collins rush	vs. Chi.	10/15/17	L, 24-27 OT
29	Alex Collins rush	vs. Hou.	11/27/17	W, 23-16
27	Alex Collins from Joe Flacco	vs. Mia.	10/26/17	W, 40-0
27	Mike Wallace from Joe Flacco	at Oak.	10/8/17	W, 30-17
25	Joe Flacco rush	vs. Hou.	11/27/17	W, 23-16
25	Alex Collins rush	at Oak.	10/8/17	W, 30-17
24	Mike Wallace from Joe Flacco	vs. Hou.	11/27/17	W, 23-16
23	Mike Wallace from Joe Flacco	vs. Ind.	12/23/17	W, 23-16
23	Chris Moore from Joe Flacco	vs. Det.	12/3/17	W, 44-20
23	Mike Wallace from Joe Flacco	vs. Det.	12/3/17	W, 44-20
23	Chris Moore from Joe Flacco	at Min.	10/22/17	L, 16-24
23	Alex Collins rush	vs. Pit.	10/1/17	L, 9-26
23	Benjamin Watson from Joe Flacco	vs. Cle.	9/17/17	W, 24-10
22	Jeremy Maclin from Joe Flacco	at Cle.	12/17/17	W, 27-10
22	Danny Woodhead from Joe Flacco	at Pit.	12/10/17	L, 38-39
22	Chris Moore from Sam Koch	vs. Hou.	11/27/17	W, 23-16
21	Mike Wallace from Joe Flacco	at Cle.	12/17/17	W, 27-10
21	Alex Collins rush	at Pit.	12/10/17	L, 38-39
21t	Mike Wallace from Joe Flacco	at GB	11/19/17	W, 23-0
21	Alex Collins from Joe Flacco	at GB	11/19/17	W, 23-0
20	Chris Moore from Joe Flacco	vs. Ind.	12/23/17	W, 23-16
20	Javorius Allen from Joe Flacco	at Pit.	12/10/17	L, 38-39
20	Benjamin Watson from Joe Flacco	at Min.	10/22/17	L, 16-24
20	Benjamin Watson from Joe Flacco	vs. Cle.	9/17/17	W, 24-10

OPPONENTS

Yards	Player	Opp.	Date	Result
59	Isaiah Crowell rush	at Cle.	12/17/17	W, 27-10
58	Corey Grant rush	at Jax.*	9/24/17	L, 7-44
57	Antonio Brown from Ben Roethlisberger	at Pit.	12/10/17	L, 38-39
53	Jordan Howard rush	vs. Chi.	10/15/17	L, 24-27 OT
49t	Tyler Boyd from Andy Dalton	vs. Cin.	12/31/17	L, 27-31
49	Seth DeValve from Kevin Hogan	vs. Cle.	9/17/17	W, 24-10
46	Marvin Jones Jr. from Matthew Stafford	vs. Det.	12/3/17	W, 44-20
43	Antonio Brown from Ben Roethlisberger	at Pit.	12/10/17	L, 38-39
42	Marvin Jones Jr. from Matthew Stafford	vs. Det.	12/3/17	W, 44-20
41t	Michael Crabtree from E.J. Manuel	at Oak.	10/8/17	W, 30-17
39	DeAndre Hopkins from Tom Savage	vs. Hou.	11/27/17	W, 23-16
39	Giovani Bernard from Andy Dalton	at Cin.	9/10/17	W, 20-0
35	Latavius Murray rush	at Min.	10/22/17	L, 16-24
35	Marqise Lee from Blake Bortles	at Jax.*	9/24/17	L, 7-44
35	Rashard Higgins from DeShone Kizer	vs. Cle.	9/17/17	W, 24-10
34	Antonio Brown from Ben Roethlisberger	at Pit.	12/10/17	L, 38-39
34	DeAndre Hopkins from Tom Savage	vs. Hou.	11/27/17	W, 23-16
34	Duke Johnson from Kevin Hogan	vs. Cle.	9/17/17	W, 24-10
33	Tion Green rush	vs. Det.	12/3/17	W, 44-20
33	Davante Adams from Brett Hundley	at GB	11/19/17	W, 23-0
31	Kenny Golladay from Matthew Stafford	vs. Det.	12/3/17	W, 44-20
30	Jarius Wright from Case Keenum	at Min.	10/22/17	L, 16-24
30t	Mercedes Lewis from Blake Bortles	at Jax.*	9/24/17	L, 7-44
29	Marlon Mack from Jacoby Brissett	vs. Ind.	12/23/17	W, 23-16
29	Bruce Ellington from Tom Savage	vs. Hou.	11/27/17	W, 23-16
29	Rishard Matthews from Marcus Mariota	at Ten.	11/5/17	L, 20-23
29t	Latavius Murray rush	at Min.	10/22/17	L, 16-24
28	Antonio Brown from Ben Roethlisberger	at Pit.	12/10/17	L, 38-39
28	Kenny Stills from Matt Moore	vs. Mia.	10/26/17	W, 40-0
27	Theo Riddick from Matthew Stafford	vs. Det.	12/3/17	W, 44-20
27t	Dion Sims from Mitchell Trubisky	vs. Chi.	10/15/17	L, 24-27 OT
27	A.J. Green from Andy Dalton	at Cin.	9/10/17	W, 20-0
25	Davante Adams from Brett Hundley	at GB	11/19/17	W, 23-0
25	Delanie Walker from Marcus Mariota	at Ten.	11/5/17	L, 20-23
24	T.Y. Hilton from Jacoby Brissett	vs. Ind.	12/23/17	W, 23-16
24	Golden Tate from Matthew Stafford	vs. Det.	12/3/17	W, 44-20
24	Martavis Bryant from Ben Roethlisberger	vs. Pit.	10/1/17	L, 9-26
24	Ricardo Louis from DeShone Kizer	vs. Cle.	9/17/17	W, 24-10
23	Seth DeValve from DeShone Kizer	at Cle.	12/17/17	W, 27-10
23	Michael Roberts from Matthew Stafford	vs. Det.	12/3/17	W, 44-20
23	DeAndre Hopkins from Tom Savage	vs. Hou.	11/27/17	W, 23-16
23	Corey Davis from Marcus Mariota	at Ten.	11/5/17	L, 20-23
23	James Conner rush	vs. Pit.	10/1/17	L, 9-26
23t	David Njoku from Kevin Hogan	vs. Cle.	9/17/17	W, 24-10
23	Giovani Bernard rush	at Cin.	9/10/17	W, 20-0
22	Brandon LaFell from Andy Dalton	vs. Cin.	12/31/17	L, 27-31
22	Antonio Brown from Ben Roethlisberger	at Pit.	12/10/17	L, 38-39
22	Seth Roberts from E.J. Manuel	at Oak.	10/8/17	W, 30-17
21	Giovani Bernard rush	vs. Cin.	12/31/17	L, 27-31
21	T.Y. Hilton from Jacoby Brissett	vs. Ind.	12/23/17	W, 23-16
21	Jay Ajayi rush	vs. Mia.	10/26/17	W, 40-0
21t	Zach Miller from Tarik Cohen	vs. Chi.	10/15/17	L, 24-27 OT
21	Le'Veon Bell rush	vs. Pit.	10/1/17	L, 9-26
20	Tyler Kroft from Andy Dalton	vs. Cin.	12/31/17	L, 27-31
20t	Le'Veon Bell from Ben Roethlisberger	at Pit.	12/10/17	L, 38-39
20	Adoree' Jackson rush	at Ten.	11/5/17	L, 20-23
20	Delanie Walker from Marcus Mariota	at Ten.	11/5/17	L, 20-23
20	Kenny Stills from Matt Moore	vs. Mia.	10/26/17	W, 40-0
20	Randall Telfer from DeShone Kizer	vs. Cle.	9/17/17	W, 24-10

* denotes game played in London



SUPERLATIVES

Team

Category	2017 Ravens Team High	2017 Opponent Team High
Most Points	44 vs. Det. 12/3	44 at Jax. 9/24^
Most Points in a Quarter	24 vs. Det. 12/3 (4th)	19 at Pit. 12/10 (4th)
Most Points in a Half	24 3 times; last: at Pit. 12/10 (2nd)	23 at Jax. 9/24^ (1st)
Fewest Points	7 at Jax. 9/24^	0 3 times; last: at GB 11/19
Most First Downs	26 at Pit. 12/10	31 at Pit. 12/10
Fewest First Downs	12 at Jax. 9/24^	13 vs. Mia. 10/26
Most Total Net Yardage	413 at Pit. 12/10	545 at Pit. 12/10
Least Total Net Yardage	186 at Jax. 9/24^	196 vs. Mia. 10/26
Most Net Rushing Yardage	174 vs. Mia. 10/26	231* vs. Chi. 10/15 OT
Fewest Net Rushing Yards	58 at GB 11/19	45 vs. Mia. 10/26
Most Rushing Attempts	42 at Cin. 9/10	54 vs. Chi. 10/15 OT
Fewest Rushing Attempts	15 vs. Pit. 10/1	16 at Pit. 12/10
Highest Avg. Gain Per Rush ^(7 carries)	5.8 at Pit. 12/10	6.8 at Cle. 12/17
Most Net Passing Yardage	279 at Cle. 12/17	486 at Pit. 12/10
Fewest Net Yards Passing	52 at Jax. 9/24^	111 vs. Chi. 10/15 OT
Most Pass Attempts	53 at Ten. 11/5	66 at Pit. 12/10
Fewest Pass Attempts	17 at Cin. 9/10	17 vs. Chi. 10/15 OT
Most Times Sacked	5 at Min. 10/22	6 at GB 11/19
Fewest Times Sacked	0 3 times; last: vs. Det. 12/3	0 twice; last: at Min. 10/22
Most Fumbles	3 twice; last: at Min. 10/22	4 twice; last: at GB 11/19
Most Fumbles Lost	1 4 times; last: vs. Chi. 10/15 OT	2 3 times; last: at Cle. 12/17
Most INTs By Defense	4 twice; last: vs. Cle. 9/17	2 4 times; last: at Ten. 11/5
Most Punts	8 vs. Cin. 12/31	9 vs. Chi. 10/15 OT
Highest Attendance	71,126 vs. Pit. 10/1	84,592 at Jax. 9/24^
Most Turnovers Lost By	3 3 times; last: vs. Chi. 10/15 OT	5 3 times; last: at GB 11/19

Individual

Category	2017 Ravens Individual Best	2017 Opponent Individual Best
Most Kicking Points	14 Justin Tucker vs. Det. 12/3	18 Kai Forbath at Min. 10/22
Most Non-Kicking Points	12 twice; last: Javorius Allen at Pit. 12/10	18 twice; last: Le'Veon Bell at Pit. 12/10
Most FGs	3 7 times; last: Justin Tucker vs. Ind. 12/23	6 Kai Forbath at Min. 10/22
Longest FG	57 Justin Tucker at Min. 10/22	52 twice; last: Chris Boswell at Pit. 12/10
Longest FG Attempt	62 Justin Tucker vs. Pit. 10/1	60 Adam Vinatieri vs. Ind. 12/23
Most Touchdowns	2 twice; last: Javorius Allen at Pit. 12/10	3 twice; last: Le'Veon Bell at Pit. 12/10
Most Rushing Attempts	21 twice; last: Javorius Allen at Oak. 10/8	36 Jordan Howard vs. Chi. 10/15 OT
Most Yards Rushing	120 Alex Collins at Pit. 12/10	167 Jordan Howard vs. Chi. 10/15 OT
Longest Rush From Scrimmage	50 Alex Collins vs. Pit. 10/1	59 Isaiah Crowell at Cle. 12/17
Longest TD Rush	17 Alex Collins vs. Cin. 12/31	29 Latavius Murray at Min. 10/22
Most TDs Rushing	2 twice; last: Javorius Allen at Pit. 12/10	2 Le'Veon Bell vs. Pit. 10/1
Highest Rushing Avg. ^(7 carries)	9.1 twice; last: Alex Collins vs. Pit. 10/1	6.3 Latavius Murray at Min. 10/22
Most Receptions	8 3 times; last: Jeremy Maclin at Ten. 11/5	11 Antonio Brown at Pit. 12/10
Most Yards Receiving	133 Mike Wallace at Oak. 10/8	213 Antonio Brown at Pit. 12/10
Longest Reception	66 Mike Wallace vs. Det. 12/3	57 Antonio Brown at Pit. 12/10
Most TDs Receiving	1 20 times; last: Mike Wallace vs. Cin. 12/31	3 Mercedes Lewis at Jax. 9/24^
Longest TD Reception	48 Jeremy Maclin at Cin. 9/10	49 Tyler Boyd vs. Cin. 12/31
Most Passes Attempted	53 Joe Flacco at Ten. 11/5	66 Ben Roethlisberger at Pit. 12/10
Most Completions	34 Joe Flacco at Ten. 11/5	44 Ben Roethlisberger at Pit. 12/10
Highest Completion Percentage ^(20 att.)	78.6 Joe Flacco at GB 11/19 ^(28 att.)	82.8 Matthew Stafford vs. Det. 12/3 ^(29 att.)
Most Yards Passing	288 Joe Flacco at Cle. 12/17	506* Ben Roethlisberger at Pit. 12/10
Most TDs Passing	2 6 times; last: Joe Flacco vs. Cin. 12/31	4 Blake Bortles at Jax. 9/24^
Most Had Intercepted	2 4 times; last: Joe Flacco at Ten. 11/5	4 Andy Dalton at Cin. 9/10
Interceptions By Defense	1 22 times; last: Brandon Carr at Cle. 12/17	2 Kevin Byard at Ten. 11/5
Longest INT Return	63t C.J. Mosley vs. Mia. 10/26	90t Adrian Amos vs. Chi. 10/15 OT
Longest INT Return for TD	63 C.J. Mosley vs. Mia. 10/26	90t Adrian Amos vs. Chi. 10/15 OT
Longest Kickoff Return	96t Bobby Rainey Jr. vs. Chi. 10/15 OT	37 Tarik Cohen vs. Chi. 10/15 OT
Longest Punt Return	77t Michael Campanaro vs. Chi. 10/15 OT	46 Marcus Sherels at Min. 10/22
Longest Punt	67 twice; last: Sam Koch vs. Chi. 10/15 OT	67 twice; last: Pat O'Donnell vs. Chi. 10/15 OT
Most Punts Inside 20	5 twice; last: Sam Koch vs. Hou. 11/27	3 twice; last: Brett Kern at Ten. 11/5
Most Tackles	14 C.J. Mosley at Pit. 12/10	14 Wesley Woodyard at Ten. 11/5
Most Sacks	2 6 times; last: Terrell Suggs vs. Hou. 11/27	2 twice; last: Everson Griffen at Min. 10/22
Longest Own Fumble Return	0 11 times; last: Jaylen Hill vs. Ind. 12/23	0 6 times; last: Treston Decoud vs. Hou. 11/27
Longest Opponent's Fumble Return	47t Jimmy Smith at Oak. 10/8	52 Telvin Smith at Jax. 9/24^

* Denotes Ravens record | Numbers in (parentheses) denote minimums | ^ Denotes London game



TURNOVER TABLE

Date	Game	FORCED TURNOVERS			TURNOVERS CONVERTED					OUTCOME	
		Fum	INTs	Total	TD	FG	Pts.	Pts. Pct.	TD Pct.	Net Diff.	Result
Sept. 10	Ravens	1	4	5	1	1	10	40.0	20.0	+4	W
	BENGALS	0	1	1	0	0	0	0.0	0.0	-4	L
Sept. 17	RAVENS	1	4	5	2	0	14	40.0	40.0	+3	W
	Browns	1	1	2	0	0	0	0.0	0.0	-3	L
Sept. 24 <i>(London)</i>	Ravens	0	0	0	0	0	0	0.0	0.0	-3	L
	JAGUARS	1	2	3	3	0	21	100.0	100.0	+3	W
Oct. 1	RAVENS	0	1	1	0	1	3	100.0	0.0	-2	L
	Steelers	1	2	3	2	0	14	66.7	66.7	+2	W
Oct. 8	Ravens	1	0	1	1	0	7	100.0	100.0	+1	W
	RAIDERS	0	0	0	0	0	0	0.0	0.0	-1	L
Oct. 15	RAVENS	2	0	2	0	1	3	50.0	0.0	-1	L
	Bears	1	2	3	2	0	14	66.7	66.7	+1	W
Oct. 22	Ravens	0	1	1	0	1	3	100.0	0.0	+1	L
	VIKINGS	0	0	0	0	0	0	0.0	0.0	-1	W
Oct. 26	RAVENS	0	2	2	2	0	14	100.0	100.0	+2	W
	Dolphins	0	0	0	0	0	0	0.0	0.0	-2	L
Nov. 5	Ravens	0	1	1	1	0	7	100.0	100.0	-1	L
	TITANS	0	2	2	1	0	7	50.0	50.0	+1	W
Nov. 19	Ravens	2	3	5	1	2	13	60.0	20.0	+4	W
	PACKERS	0	1	1	0	0	0	0.0	0.0	-4	L
Nov. 27	RAVENS	1	2	3	1	1	10	66.6	33.3	+3	W
	Texans	0	0	0	0	0	0	0.0	0.0	-3	L
Dec. 3	RAVENS	1	2	3	3	0	21	100.0	100.0	+3	W
	Lions	0	0	0	0	0	0	0.0	0.0	-3	L
Dec. 10	Ravens	0	0	0	0	0	0	0.0	0.0	-1	L
	STEELERS	0	1	1	1	0	7	100.0	100.0	+1	W
Dec. 17	Ravens	2	2	4	2	0	14	50.0	50.0	+4	W
	BROWNS	0	0	0	0	0	0	0.0	0.0	-4	L
Dec. 23	RAVENS	0	0	0	0	0	0	0.0	0.0	E	W
	Colts	0	0	0	0	0	0	0.0	0.0	E	L
Dec. 31	RAVENS	1	0	1	0	1	3	100.0	0.0	E	L
	Bengals	0	1	1	1	0	7	100.0	100.0	E	W
Ravens		12	22	34	14	8	122	64.7	41.2	+17	9-7
Opponents		4	13	17	10	0	70	58.8	58.8	-17	7-9



RED ZONE EFFICIENCY

Date	Game	Inside 20	Scores	TDs	FGs	TD Pct.	In 20 Pts.	Total Pts.
Sept. 10	Ravens	3	3	1	2	33.0	13	20
	BENGALS	3	0	0	0	0.0	0	0
Sept. 17	RAVENS	4	4	3	1	75.0	24	24
	Browns	1	0	0	0	0.00	0	10
Sept. 24 (London)	Ravens	1	1	1	0	100.0	7	7
	JAGUARS	6	6	4	2	66.7	34	44
Oct. 1	RAVENS	3	2	1	1	33.0	9	9
	Steelers	5	5	3	2	60.0	26	26
Oct. 8	Ravens	5	4	2	2	40.0	20	30
	RAIDERS	2	2	1	1	50.0	10	17
Oct. 15	RAVENS	2	2	0	2	0.00	6	24
	Bears	1	1	0	1	0.00	3	27
Oct. 22	Ravens	1	1	1	0	100.0	7	16
	VIKINGS	3	3	0	3	0.00	9	24
Oct. 26	RAVENS	2	2	2	0	100.0	14	40
	Dolphins	0	0	0	0	0.0	0	0
Nov. 5	Ravens	4	3	2	1	50.0	17	20
	TITANS	3	3	3	0	100.0	20	23
Nov. 19	Ravens	3	3	1	2	33.3	13	23
	PACKERS	1	0	0	0	0	0	0
Nov. 27	RAVENS	4	3	2	1	50.0	17	23
	Texans	4	4	1	3	25.0	16	16
Dec. 3	RAVENS	5	5	4	1	80.0	31	44
	Lions	3	3	3	0	100.0	20	20
Dec. 10	Ravens	4	4	4	0	100.0	28	38
	STEELERS	4	4	3	1	75.0	23	39
Dec. 17	Ravens	3	2	1	1	33.3	10	27
	BROWNS	2	1	1	0	50.0	7	10
Dec. 23	RAVENS	4	4	2	2	50.0	20	23
	Colts	4	3	1	2	25.0	13	16
Dec. 31	RAVENS	4	4	3	1	75.0	24	27
	Bengals	3	3	2	1	66.7	17	31
RAVENS		52	47	30	17	57.7	260	395
Opponents		45	38	22	16	48.9	198	303



FIRST DOWNS / COMPLETIONS

FIRST DOWNS

Regular Season: 311 total; 111 rushing; 168 passing; 32 penalty

Player	Total	Rush	Pass	3rd Down Conversion	4th Down Conversion
Alex Collins	59	51	8	7	3
Javorius Allen	54	38	16	15	3
Mike Wallace	33	0	33	10	0
Benjamin Watson	30	0	30	7	1
Jeremy Maclin	23	0	23	9	0
Michael Campanaro	13	2	11	7	0
Terrance West	13	11	2	3	0
Nick Boyle	11	0	11	5	0
Chris Moore	11	0	11	2	3
Danny Woodhead	11	2	9	6	0
Maxx Williams	8	2	6	3	0
Joe Flacco	3	3	0	1	0
Breshad Perriman	3	0	3	1	0
Chris Matthews	2	0	2	0	0
Patrick Ricard	2	0	2	0	0
Vince Mayle	1	1	0	0	0
Bobby Rainey Jr.	1	0	1	0	0
Team	1	1	0	0	0
Totals:	279	111	168	76	10

*R. Mallett fumbles, recovered by C. Moore in end zone. The result is a touchdown.

COMPLETIONS BY DISTANCE

Date	Opp.	QB	Loss	0-9	10-19	20-29	30-39	40-49	50+
Sept. 10	at Cin.	Flacco	0	5	3	0	0	1 (1)	0
Sept. 17	vs. Cle.	Flacco	2	14 (2)	7	2	0	0	0
Sept. 24	at Jax.*	Flacco	0	8	0	0	0	0	0
		Mallett	0	6 (1)	0	0	0	0	0
Oct. 1	vs. Pit.	Flacco	0	22	9 (1)	0	0	0	0
Oct. 8	at Oak.	Flacco	3	10	3	1	0	0	2
Oct. 15	vs. Chi.	Flacco	1	14	9	0	0	0	0
Oct. 22	at Min.	Flacco	4	17	4 (1)	2	0	0	0
Oct. 26	vs. Mia.	Flacco	0	7	1	1	1 (1)	0	0
		Mallett	0	2 (1)	1	0	0	0	0
Nov. 5	at Ten.	Flacco	2	20 (2)	12	0	0	0	0
		Koch	0	0	1	0	0	0	0
Nov. 19	at GB	Flacco	1	14	4	2 (1)	1	0	0
Nov. 27	vs. Hou.	Flacco	1	12	6	1	0	0	0
		Koch	0	0	0	1	0	0	0
Dec. 3	vs. Det.	Flacco	0	13 (2)	7	2	0	0	1
Dec. 10	at Pit.	Flacco	1	9 (1)	5	2	2 (1)	1	0
Dec. 17	at Cle.	Flacco	0	16	6	2	2 (1)	0	0
Dec. 23	vs. Ind.	Flacco	2	19 (2)	6	2	0	0	0
Dec. 31	vs. Cin.	Flacco	0	15 (2)	10	0	0	0	0
TOTALS		Flacco	17	215 (11)	92 (2)	17 (1)	6 (3)	2 (1)	3
		Mallett	0	8 (2)	1	0	0	0	0
		Koch	0	0	1	1	0	0	0
2017 TEAM			17	223 (13)	94 (2)	18 (1)	6 (3)	2 (1)	3

*London
(Touchdowns in parenthesis)



LAST TIME IT HAPPENED: OFFENSE

WON IN OVERTIME

Ravens: 10/1/15 at Pit. (W, 23-20 OT) (Justin Tucker 52-yard FG)
 Playoffs: 1/12/13 (Div.) at Den. (W, 38-35, 2OT) (Justin Tucker 47-yard FG)
 Opponent: 10/15/17 vs. Chi. (L, 24-27 OT) (Connor Barth 40-yard FG)

WON BY SCORING IN THE LAST TWO MINUTES OF REGULATION

Ravens: 9/25/16 at Jax. (W, 19-17) (Justin Tucker 54-yard FG with 1:02 remaining)
 Opponent: 12/31/17 vs. Cin. (L, 27-31) (Tyler Boyd 49-yard TD with 0:44 remaining)

TIED GAME BY SCORING IN THE LAST TWO MINUTES OF REGULATION

Ravens: 10/15/17 vs. Chi. (L, 24-27 OT) (1:37 remaining)
 Playoffs: 1/12/13 (Div.) at Den. (W, 38-35, 2OT) (0:31 remaining)
 Opponent: 11/30/15 at Cle. (W, 33-27) (1:47 remaining)

SHUTOUT

Ravens: 11/19/17 at GB (W, 23-0)
 Opponent: 9/15/02 at TB (L, 0-25)

WON BY 20-OR-MORE POINTS

Ravens: 12/3/17 vs. Det. (W, 44-20)
 Opponent: 9/24/17 at Jax.* (L, 7-44)

HELD A 28-OR-MORE POINT LEAD

Ravens: 10/26/17 vs. Mia. (W, 40-0) (led 40-0 at conclusion of game)
 Opponent: 9/24/17 at Jax.* (L, 7-44) (led 44-0 in 4th quarter and by 37 at conclusion of game)

HELD A 21-OR-MORE POINT LEAD

Ravens: 12/3/17 vs. Det. (W, 44-20) (led 44-20 at conclusion of game)
 Playoffs: 2/3/13 (SB) at SF (W, 34-31) (led 28-6 in 3rd quarter)
 Opponent: 9/24/17 at Jax.* (L, 7-44) (led 44-7 at conclusion of game)

SCORED 40-OR-MORE POINTS

Ravens: 12/3/17 vs. Det. (W, 44-20)
 Opponent: 9/24/17 at Jax.* (L, 7-44)

SCORED 20-OR-MORE POINTS IN A HALF

Ravens: 12/10/17 at Pit. (L, 38-39) (24 points, 2nd half)
 Playoffs: 1/10/15 (Div.) at NE (L, 31-35) (21 points, 1st half)
 Opponent: 12/10/17 at Pit. (L, 38-39) (20 points, 1st half)
 Playoffs: 1/10/15 (Div.) at NE (L, 31-35) (21 points, 2nd half)

HELD OPPONENT WITHOUT A TOUCHDOWN

Ravens: 11/19/17 at GB (W, 23-0)
 Playoffs: 1/6/13 (WC) vs. Ind. (W, 24-9) (3 FGs)
 Opponent: 12/13/15 vs. Sea. (L, 6-35) (2 FGs)

TOUCHDOWNS SCORED BY OFFENSE AND DEFENSE

Ravens: 12/17/17 at Cle. (W, 27-10) (2 offense, 1 defense)
 Playoffs: 1/12/13 (Div.) at Den. (W, 38-35, 2OT) (4 offense, 1 defense)
 Opponent: 12/31/17 vs. Cin. (L, 27-31) (3 offense, 1 defense)

TOUCHDOWNS SCORED BY OFFENSE, DEFENSE AND SPECIAL TEAMS

Ravens: 9/22/13 vs. Hou. (W, 30-9) (1 offense, 1 defense, 1 special teams)
 Opponent: 11/1/98 vs. Jax. (L, 19-45) (4 offense, 1 defense, 1 special teams)

SAFETY SCORED

Ravens: 10/19/14 - Terrell Suggs, sacked Matt Ryan in end zone vs. Atl. (W, 29-7)
 Opponent: 12/12/16 - Patrick Chung, Kenneth Dixon tackled in end zone by Malcolm Brown at NE (L, 23-30)
 Playoffs: 1/3/15 (WC) - Shamarko Thomas, blocked Sam Koch punt out of bounds in end zone at Pit (W, 30-17)

SUCCESSFUL 2-POINT CONVERSION

Ravens: 10/15/17 - Joe Flacco pass to Nick Boyle vs. Chi. (L, 24-27 OT)
 Opponent: 12/18/16 - Ryan Mathews rush vs. Phi. (W, 27-26)

FAILED 2-POINT CONVERSION ATTEMPT

Ravens: 10/26/17 - Ryan Mallett pass to Benjamin Watson failed vs. Mia. (W, 40-0)
 Opponent: 12/10/17 - Le'Veon Bell rush failed at Pit. (L, 38-39)
 Playoffs: 1/3/15 (WC) - Ben Roethlisberger pass attempt to Antonio Brown failed at Pit. (W, 30-17)

NO TURNOVERS

Ravens: 12/23/17 vs. Ind. (W, 23-16)
 Playoffs: 1/20/13 (AFC) at NE (W, 28-13)
 Opponent: 12/23/17 vs. Ind. (W, 23-16)

TOUCHDOWN DRIVE OF 10-OR-MORE PLAYS

Ravens: 12/23/17 - 10 plays, 71 yards in 3:54 & 14 plays, 75 yards in 7:54 vs. Ind. (W, 23-16)
 Playoffs: 1/10/15 (Div.) - 11 plays, 79 yards in 6:00 at NE (L, 31-35)
 Opponent: 12/31/17 - 11 plays, 90 yards in 1:59 vs. Cin. (L, 27-31)
 Playoffs: 1/10/15 (Div.) - 10 plays, 74 yards in 5:04 at NE (L, 31-35)

TOUCHDOWN DRIVE OF 15-OR-MORE PLAYS

Ravens: 11/5/17 - 16 plays, 75 yards in 3:12 at Ten. (L, 20-23)
 Opponent: 10/14/12 - 18 plays, 80 yards in 4:09 vs. Dal. (W, 31-29)

TOUCHDOWN DRIVE OF 80-OR-MORE YARDS

Ravens: 12/10/17 - 5 plays, 85 yards in 2:21 at Pit. (L, 38-39)
 Playoffs: 1/3/15 (WC) - 8 plays, 80 yards in 4:01 at Pit. (W, 30-17)
 Opponent: 12/31/17 - 11 plays, 90 yards in 1:59 vs. Cin. (L, 27-31)
 Playoffs: 1/10/15 (Div.) - 9 plays, 80 yards in 3:34 at NE (L, 31-35)

TOUCHDOWN DRIVE OF 90-OR-MORE YARDS

Ravens: 11/20/16 - 6 plays, 90 yards in 3:09 at Dal. (L, 17-27)
 Playoffs: 1/20/13 (AFC) - 13 plays, 90 yards in 5:51 at NE (W, 28-13)
 Opponent: 12/31/17 - 11 plays, 90 yards in 1:59 vs. Cin. (L, 27-31)

TOUCHDOWN DRIVE OF 7-OR-MORE MINUTES

Ravens: 12/23/17 - 14 plays, 75 yards in 7:54 vs. Ind. (W, 23-16)
 Opponent: 11/20/16 - 13 plays, 88 yards in 7:54 at Dal. (L, 17-27)

TOUCHDOWN DRIVE OF 8-OR-MORE MINUTES

Ravens: 10/8/17 - 15 plays, 75 yards in 8:10 at Oak. (W, 30-17)
 Opponent: 10/14/12 - 14 plays, 80 yards in 8:05 at Dal. (W, 31-29)

500-OR-MORE TOTAL NET YARDS OF OFFENSE

Ravens: 12/23/12 - 533 vs. NYG (W, 33-14)
 Opponent: 12/10/17 - 545 at Pit. (L, 38-39)

400-OR-MORE TOTAL NET YARDS OF OFFENSE

Ravens: 12/10/17 - 413 at Pit. (L, 38-39)
 Playoffs: 1/10/15 (Div.) - 428 at NE (L, 31-35)
 Opponent: 12/10/17 - 545 at Pit. (L, 38-39)
 Playoffs: 1/10/15 (Div.) - 422 at NE (L, 31-35)

300-OR-MORE NET YARDS RUSHING BY TEAM

Ravens: 12/13/09 - 308 vs. Det. (W, 48-3)
 Opponent: Has never happened

200-OR-MORE NET YARDS RUSHING BY TEAM

Ravens: 11/24/14 - 215 at NO (W, 34-27)
 Opponent: 10/15/17 - 231 vs. Chi. (L, 24-27 OT)

INDIVIDUAL 200-YARD RUSHING GAME

Ravens: 12/4/11 - Ray Rice, 204 at Cle. (W, 24-10)
 Opponent: Has never happened

INDIVIDUAL 150-YARD RUSHING GAME

Ravens: 10/1/15 - Justin Forsett, 150 at Pit. (W, 23-20 OT)
 Opponent: 10/15/17 - Jordan Howard, 167 vs. Chi. (L, 24-27 OT)

*Denotes London game



LAST TIME IT HAPPENED: OFFENSE

INDIVIDUAL 100-YARD RUSHING GAME

Ravens: **12/10/17 - Alex Collins, 120 at Pit. (L, 38-39)**
 Playoffs: 1/10/15 (Div.) - Justin Forsett, 129 at NE (L, 31-35)
 Opponent: **10/22/17 - Latavius Murray, 113 at Min. (L, 16-24)**
 Playoffs: 2/3/13 (SB) - Frank Gore, 110 at SF (W, 34-31)

TWO 100-YARD RUSHERS IN THE SAME GAME

Ravens: 12/23/12 - Bernard Pierce, 123 & Ray Rice, 107 vs. NYG (W, 33-14)
 Opponent: Has never happened

CONSECUTIVE 100-YARD RUSHING GAMES

Ravens: 10/1-10/11/15 - Justin Forsett, 150 at Pit. (W, 23-20 OT) & Justin Forsett, 121 vs. Cle. (L, 30-33 OT)
 Playoffs: 1/6-1/12/13 - Bernard Pierce, 103 vs. Ind. (WC) (W, 24-9) & Ray Rice, 131 at Den. (Div.) (W, 38-35, 2OT)
 Opponents: **10/15-10/22/17 - Jordan Howard, 167 vs. Chi. (L, 24-27 OT) & Latavius Murray, 113 at Min. (L, 16-24)**

COMBINED 200 YARDS RUSHING BY TWO PLAYERS

Ravens: 11/24/14 - 210: Justin Forsett, 182 & Bernard Pierce, 28 at NO (W, 34-27)
 Opponents: 10/5/97 - 215: Jerome Bettis, 137 & Kordell Stewart, 78 vs. Pit. (L, 34-42)

INDIVIDUAL WITH 30-OR-MORE CARRIES

Ravens: 12/19/10 - Ray Rice, 31 vs. NO (W, 30-24)
 Playoffs: 1/12/13 (Div.) - Ray Rice, 30 at Den. (W, 38-35, 2OT)
 Opponents: **10/15/17 - Jordan Howard, 36 vs. Chi. (L, 24-27 OT)**

RUSHING PLAY OF 80-OR-MORE YARDS

Ravens: 12/20/08 - Le'Ron McClain, 82t yards at Dal. (W, 33-24)
 Opponent: 9/18/16 - Isaiah Crowell, 85t yards at Cle. (W, 25-20)

RUSHING PLAY OF 60-OR-MORE YARDS

Ravens: 12/23/12 - Bernard Pierce, 78 yards vs. NYG (W, 33-14)
 Opponent: 9/18/16 - Isaiah Crowell, 85t yards at Cle. (W, 25-20)

RUSHING PLAY OF 40-OR-MORE YARDS

Ravens: **10/1/17 - Alex Collins, 50 yards vs. Pit. (L, 9-26)**
 Playoffs: 1/6/13 (WC) - Bernard Pierce, 43 yards vs. Ind. (W, 24-9)
 Opponent: **12/17/17 - Isaiah Crowell, 59 yards at Cle. (W, 27-10)**
 Playoffs: 1/9/11 (WC) - Jamaal Charles, 41t yards at KC (W, 30-7)

INDIVIDUAL WITH 3-OR-MORE RUSHING TOUCHDOWNS

Ravens: 10/30/11 - Ray Rice, 3 vs. Ari. (W, 30-27)
 Opponent: 12/8/02 - Deuce McCallister, 3 vs. NO (L, 25-37)

INDIVIDUAL WITH 2-OR-MORE RUSHING TOUCHDOWNS

Ravens: **12/10/17 - Javorius Allen, 2 at Pit. (L, 38-39)**
 Opponent: **12/10/17 - Le'Veon Bell, 2 at Pit. (L, 38-39)**

400 NET YARDS PASSING BY TEAM

Ravens: 10/27/96 - 404 vs. STL (W, 37-31)
 Opponent: **12/10/17 - 486 at Pit. (L, 38-39)**
 Playoffs: 1/10/15 (Div.) - 408 at NE (L, 31-35)

300 NET YARDS PASSING BY TEAM

Ravens: 12/12/16 - 306 at NE (L, 23-30)
 Playoffs: 1/12/13 (Div.) - 324 at Den. (W, 38-35, 2OT)
 Opponent: **12/10/17 - 486 at Pit. (L, 38-39)**
 Playoffs: 1/10/15 (Div.) - 408 at NE (L, 31-35)

INDIVIDUAL WITH 40-OR-MORE PASS ATTEMPTS

Ravens: **12/31/17 - Joe Flacco, 47 vs. Cin. (L, 27-31)**
 Playoffs: 1/10/15 (Div.) - Joe Flacco, 45 at NE (L, 31-35)
 Opponent: **12/31/17 - Andy Dalton, 44 vs. Cin. (L, 27-31)**
 Playoffs: 1/10/15 (Div.) - Tom Brady, 50 at NE (L, 31-35)

INDIVIDUAL WITH 35-OR-MORE PASS ATTEMPTS

Ravens: **12/31/17 - Joe Flacco, 47 vs. Cin. (L, 27-31)**
 Playoffs: 1/10/15 (Div.) - Joe Flacco, 45 at NE (L, 31-35)
 Opponent: **12/31/17 - Andy Dalton, 44 vs. Cin. (L, 27-31)**
 Playoffs: 1/10/15 (Div.) - Tom Brady, 50 at NE (L, 31-35)

INDIVIDUAL WITH 25-OR-MORE PASS COMPLETIONS

Ravens: **12/31/17 - Joe Flacco, 25 vs. Cin. (L, 27-31)**
 Playoffs: 1/10/15 (Div.) - Joe Flacco, 28 at NE (L, 31-35)
 Opponent: **12/10/17 - Ben Roethlisberger, 44 at Pit. (L, 38-39)**
 Playoffs: 1/10/15 (Div.) - Tom Brady, 33 at NE (L, 31-35)

INDIVIDUAL 500-YARD PASSING GAME

Ravens: Has never happened
 Opponent: **12/10/17 - Ben Roethlisberger, 506 at Pit. (L, 38-39)**

INDIVIDUAL 400-YARD PASSING GAME

Ravens: 10/27/96 - Vinny Testaverde, 429 vs. STL (W, 37-31 OT)
 Opponent: **12/10/17 - Ben Roethlisberger, 506 at Pit. (L, 38-39)**

INDIVIDUAL 300-YARD PASSING GAME

Ravens: 12/12/16 - Joe Flacco, 324 at NE (L, 23-30)
 Playoffs: 1/12/13 (Div.) - Joe Flacco, 331 at Den. (W, 38-35, 2OT)
 Opponent: **12/10/17 - Ben Roethlisberger, 506 at Pit. (L, 38-39)**
 Playoffs: 1/10/15 (Div.) - Tom Brady, 367 at NE (L, 31-35)

CONSECUTIVE 300-YARD PASSING GAMES

Ravens: 12/4-12/12/16 - Joe Flacco, 381 vs. Mia. (W, 38-6) & Joe Flacco, 324 at NE (L, 23-30)
 Opponent: 10/11-10/18/15 - Josh McCown, 457 vs. Cle. (L, 30-33 OT) & Colin Kaepernick, 340 at SF (L, 20-25)
 Playoffs: 1/3-1/10/15 - Ben Roethlisberger, 334 at Pit. (W, 30-17) & Tom Brady, 367 at NE (L, 31-35)

INDIVIDUAL WITH 5-OR-MORE TOUCHDOWN PASSES

Ravens: 10/12/14 - Joe Flacco, 5 at TB (W, 48-17)
 Opponent: 12/13/15 - Russell Wilson, 5 vs. Sea. (L, 6-35)

INDIVIDUAL WITH 4-OR-MORE TOUCHDOWN PASSES

Ravens: 12/4/16 - Joe Flacco, 4 vs. Mia. (W, 38-6)
 Playoffs: 1/10/15 (Div.) - Joe Flacco, 4 at NE (L, 31-35)
 Opponent: **9/24/17 - Blake Bortles, 4 at Jax.* (L, 7-44)**

INDIVIDUAL WITH 3-OR-MORE TOUCHDOWN PASSES

Ravens: 12/4/16 - Joe Flacco, 4 vs. Mia. (W, 38-6)
 Playoffs: 1/10/15 (Div.) - Joe Flacco, 4 at NE (L, 31-35)
 Opponent: **12/31/17 - Andy Dalton, 3 vs. Cin. (L, 27-31)**
 Playoffs: 1/10/15 (Div.) - Tom Brady, 3 at NE (L, 31-35)

INDIVIDUAL WITH 10-OR-MORE RECEPTIONS

Ravens: 1/1/17 - Dennis Pitta, 11 at Cin. (L, 10-27)
 Opponent: **12/10/17 - Antonio Brown, 11 & Jesse James, 10 at Pit. (L, 38-39)**

INDIVIDUAL 200-YARD RECEIVING GAME

Ravens: 12/12/99 - Qadry Ismail, 258 at Pit. (W, 31-24)
 Opponent: **12/10/17 - Antonio Brown, 213 at Pit. (L, 38-39)**

INDIVIDUAL 150-YARD RECEIVING GAME

Ravens: 9/27/15 - Steve Smith Sr., 186 vs. Cin. (L, 24-28)
 Opponent: **12/10/17 - Antonio Brown, 213 at Pit. (L, 38-39)**

INDIVIDUAL 100-YARD RECEIVING GAME

Ravens: **12/3/17 - Mike Wallace, 116 vs. Det. (W, 44-20)**
 Playoffs: 1/3/15 (WC) - Steve Smith Sr., 101 at Pit. (W, 30-17)
 Opponent: **12/23/17 - T.Y. Hilton, 100 vs. Ind. (W, 23-16)**
 Playoffs: 1/10/15 (Div.) - Rob Gronkowski, 108 at NE (L, 31-35)

*Denotes London game



LAST TIME IT HAPPENED: OFFENSE

TWO 100-YARD RECEIVERS IN THE SAME GAME

Ravens: 10/19/03 - Travis Taylor, 138 & Todd Heap, 129 at Cin. (L, 26-34)
 Opponent: 9/20/15 - Michael Crabtree, 111 & Amari Cooper, 109 at Oak. (L, 33-37)
 Playoffs: 2/3/13 (SB) - Vernon Davis, 104 & Michael Crabtree, 109 at SF (W, 34-31)

PASS PLAY OF 80-OR-MORE YARDS

Ravens: 11/6/16 - 95t yards, Joe Flacco to Mike Wallace vs. Pit. (W, 21-14)
 Opponent: 9/27/15 - 80t yards, Andy Dalton to A.J. Green vs. Cin. (L, 24-28)

PASS PLAY OF 60-OR-MORE YARDS

Ravens: **12/3/17 - 66 yards, Joe Flacco to Mike Wallace vs. Det. (W, 44-20)**
 Playoffs: 1/12/13 (Div.) - 70t yards, Joe Flacco to Jacoby Jones at Den. (W, 38-35, 2OT)
 Opponent: 12/12/16 - 79t yards, Tom Brady to Chris Hogan at NE (L, 23-30)

INDIVIDUAL WITH 4-OR-MORE TOUCHDOWN RECEPTIONS

Ravens: 11/23/03 - Marcus Robinson, 4 vs. Sea. (W, 44-41 OT)
 Opponent: Has never happened

INDIVIDUAL WITH 3-OR-MORE TOUCHDOWN RECEPTIONS

Ravens: 9/25/11 - Torrey Smith, 3 at STL (W, 37-7)
 Opponent: **9/24/17 - Mercedes Lewis, 3 at Jax.* (L, 7-44)**

INDIVIDUAL WITH 2-OR-MORE TOUCHDOWN RECEPTIONS

Ravens: 12/4/16 - Dennis Pitta, 2 vs. Mia. (W, 38-6)
 Playoffs: 1/20/13 (AFC) - Anquan Boldin, 2 at NE (W, 28-13)
 Opponent: **12/31/17 - Tyler Kroft, 2 vs. Cin. (L, 27-31)**
 Playoffs: 1/10/15 (Div.) - Danny Amendola, 2 at NE (L, 31-35)

NO SACKS ALLOWED

Ravens: **12/3/17 vs. Det. (W, 44-20)**
 Playoffs: 1/10/15 (Div.) at NE (L, 31-35)
 Opponent: **10/22/17 at Min. (L, 16-24)**
 Playoffs: 1/20/13 (AFC) at NE (W, 28-13)

LED TEAM IN BOTH RUSHING & RECEIVING YARDS IN THE SAME GAME

Ravens: 12/6/15 - Javorius Allen (63 rushing, 107 receiving) at Mia. (L, 13-15)
 Opponent: 11/13/11 - Marshawn Lynch (109 rushing, 58 receiving) at Sea. (L, 17-22)

100-YARD RUSHER & RECEIVER IN THE SAME GAME

Ravens: 10/2/16 - Terrance West (113 rushing) & Steve Smith Sr. (111 receiving) vs. Oak. (L, 27-28)
 Playoffs: 1/6/13 (WC) - Bernard Pierce (103 rushing) & Anquan Boldin (145 receiving) vs. Ind. (W, 24-9)
 Opponent: 9/18/16 - Isaiah Crowell (133 rushing) & Corey Coleman (104 receiving) at Cle. (W, 25-20)
 Playoffs: 2/3/13 (SB) - Frank Gore (110 rushing) & Vernon Davis (104 receiving) & Michael Crabtree (109 receiving) at SF (W, 34-31)

100-YARD RUSHER, 100-YARD RECEIVER & 300-YARD PASSER IN THE SAME GAME

Ravens: 10/12/14 - Justin Forsett (111 rushing), Steve Smith Sr. (110 receiving) & Joe Flacco (306 passing) at TB (W, 48-17)
 Opponent: 10/13/13 - Eddie Lacy (120 rushing), Jordy Nelson (113 receiving) & Aaron Rodgers (315 passing) vs. GB (L, 17-19)
 Playoffs: 2/3/13 (SB) - Frank Gore (110 rushing), Vernon Davis (104 receiving) & Michael Crabtree (109 receiving) & Colin Kaepernick (302 passing) at SF (W, 34-31)

INDIVIDUAL WITH AT LEAST 1 RUSHING & 1 RECEIVING TOUCHDOWN IN THE SAME GAME

Ravens: 12/4/16 - Terrance West (1 rushing, 1 receiving) vs. Mia. (W, 38-6)
 Opponent: **12/10/17 - Le'Veon Bell (2 rushing, 1 receiving) at Pit. (L, 38-39)**

INDIVIDUAL WITH AT LEAST 1 RUSHING TOUCHDOWN & 1 TOUCHDOWN PASS IN THE SAME GAME

Ravens: **12/17/17 - Joe Flacco (1 rushing, 1 passing) at Cle. (W, 27-10)**
 Opponent: 10/11/15 - Josh McCown (1 rushing, 2 passing) vs. Cle. (L, 30-33 OT)
 Playoffs: 1/10/15 (Div.) - Tom Brady (1 rushing, 1 passing) at NE (L, 31-35)

*Denotes London game



LAST TIME IT HAPPENED: DEFENSE

HELD OPPONENT UNDER 200 YARDS OF TOTAL OFFENSE

Ravens: **10/26/17 - 196 vs. Mia. (W, 40-0)**
Opponent: **9/24/17 - 186 at Jax.* (L, 7-44)**

HELD OPPONENT UNDER 300 YARDS OF TOTAL OFFENSE

Ravens: **12/23/17 - 296 vs. Ind. (W, 23-16)**
Opponent: **11/27/17 - 294 vs. Hou. (W, 23-16)**
Playoffs: 1/3/15 (WC) - 295 at Pit. (W, 30-17)

HELD OPPONENT UNDER 50 NET YARDS RUSHING

Ravens: **10/26/17 - 45 vs. Mia. (W, 40-0)**
Opponent: **12/12/16 - 42 at NE (L, 23-30)**
Playoffs: 1/10/15 (Div.) - 14 at NE (L, 31-35)

HELD OPPONENT UNDER 75 NET YARDS RUSHING

Ravens: **12/10/17 - 59 at Pit. (L, 38-39)**
Playoffs: 1/3/15 (WC) - 68 at Pit. (W, 30-17)
Opponent: **11/19/17 - 58 at GB (W, 23-0)**
Playoffs: 1/10/15 (Div.) - 14 at NE (L, 31-35)

HELD OPPONENT UNDER 100 NET YARDS RUSHING

Ravens: **12/23/17 - 93 vs. Ind. (W, 23-16)**
Playoffs: 1/3/15 (WC) - 68 at Pit. (W, 30-17)
Opponent: **12/17/17 - 97 at Cle. (W, 27-10)**
Playoffs: 1/10/15 (Div.) - 14 at NE (L, 31-35)

HELD OPPONENT UNDER 100 NET YARDS PASSING

Ravens: **9/11/16 - 95 vs. Buf. (W, 13-7)**
Opponent: **9/24/17 - 52 at Jax.* (L, 7-44)**
Playoffs: 1/15/11 (Div.) - 91 at Pit. (L, 24-31)

HELD OPPONENT UNDER 150 NET YARDS PASSING

Ravens: **12/17/17 - 136 at Cle. (W, 27-10)**
Opponent: **10/26/17 - 121 vs. Mia. (W, 40-0)**

INTERCEPTION RETURN FOR A TOUCHDOWN

Ravens: **12/3/17 - Eric Weddle, 45 yards vs. Det. (W, 44-20)**
Playoffs: 1/12/13 (Div.) - Corey Graham, 39 yards at Den. (W, 38-35, 2OT)
Opponent: **12/31/17 - Darqueze Dennard, 89 yards vs. Cin. (L, 27-31)**

INDIVIDUAL WITH 3-OR-MORE INTERCEPTIONS

Ravens: Has Never Happened
Opponent: 11/18/01 - Anthony Henry, 3 vs. Cle. (L, 17-27)

INDIVIDUAL WITH 2-OR-MORE INTERCEPTIONS

Ravens: 11/24/13 - Corey Graham, 2 vs. NYJ (W, 19-3)
Playoffs: 1/12/13 (Div.) - Corey Graham, 2 at Den. (W, 38-35, 2OT)
Opponent: **11/5/17 - Kevin Byard, 2 at Ten. (L, 20-23)**

FUMBLE RETURN FOR A TOUCHDOWN

Ravens: **12/17/17 - Brandon Williams, 1 yard at Cle. (W, 27-10)**
Opponent: 12/20/15 - Tyvon Branch, 73 yards vs. KC (L, 14-34)

9-OR-MORE SACKS BY TEAM

Ravens: 11/24/11 - 9 vs. SF (W, 16-6)
Opponent: Has Never Happened

8-OR-MORE SACKS BY TEAM

Ravens: 12/14/14 - 8 vs. Jax. (W, 20-12)
Opponent: Has Never Happened

7-OR-MORE SACKS BY TEAM

Ravens: 12/14/14 - 8 vs. Jax. (W, 20-12)
Opponent: 12/18/11 - 7 at SD (L, 14-34)

6-OR-MORE SACKS BY TEAM

Ravens: **11/19/17 - 6 at GB (W, 23-0)**
Opponent: 12/18/11 - 7 at SD (L, 14-34)

5-OR-MORE SACKS BY TEAM

Ravens: **11/19/17 - 6 at GB (W, 23-0)**
Playoffs: 1/3/15 (WC) - 5 at Pit. (W, 30-17)
Opponent: **10/22/17 - 5 at Min. (L, 16-24)**

INDIVIDUAL WITH 4-OR-MORE SACKS

Ravens: 1/7/02 - Peter Boulware, 4 vs. Min. (W, 19-3)
Opponent: 12/18/11 - Antwan Barnes, 4 at SD (L, 14-34)

INDIVIDUAL WITH 3-OR-MORE SACKS

Ravens: 12/7/14 - Elvis Dumervil, 3.5 at Mia. (W, 28-13)
Opponents: 11/10/13 - Vincent Rey, 3 vs. Cin. (W, 20-17 OT)

INDIVIDUAL WITH 2-OR-MORE SACKS

Ravens: **11/27/17 - Terrell Suggs, 2 vs. Hou. (W, 23-16)**
Playoffs: 1/3/15 (WC) - Elvis Dumervil, 2 at Pit. (W, 30-17)
Opponents: **10/22/17 - Everson Griffen, 2 at Min. (L, 16-24)**
Playoffs: 1/20/13 (AFC) - Rob Ninkovich, 2 at NE (W, 28-13)



LAST TIME IT HAPPENED: SPECIAL TEAMS

KICKOFF RETURN FOR A TOUCHDOWN

Ravens: **10/15/17 - Bobby Rainey Jr., 96 yards vs. Chi. (L, 24-27 OT)**
 Playoffs: 2/3/13 (SB) - Jacoby Jones, 108 yards at SF (W, 34-31)
 Opponent: 10/2/11 - Joe McKnight, 107 yards vs. NYJ (W, 34-17)
 Playoffs: 1/12/13 (Div.) - Trindon Holliday, 104 yards at Den. (W, 38-35, 2OT)

KICKOFF RETURN FOR A TOUCHDOWN TO START A GAME

Ravens: Has Never Happened
 Opponent: 11/7/04 - Richard Alston, 93 yards vs. Cle. (W, 27-13)

2 KICKOFF RETURN TOUCHDOWNS IN THE SAME GAME

Ravens: 12/13/98 - Corey Harris, 95 yards; Patrick Johnson, 97 yards vs. Min. (both in 1st quarter) (L, 28-38)
 Opponent: Has never happened

PUNT RETURN FOR A TOUCHDOWN

Ravens: **10/15/17 - Michael Campanaro, 77 yards vs. Chi. (L, 24-27 OT)**
 Opponent: 10/9/16 - Jamison Crowder, 85 yards vs. Was. (L, 10-16)
 Playoffs: 1/12/13 (Div.) - Trindon Holliday, 90 yards at Den. (W, 38-35, 2OT)

2 PUNT RETURN TOUCHDOWNS IN THE SAME GAME

Ravens: 12/24/00 - Jermaine Lewis, 89 yards & 54 yards vs. NYJ (W, 34-20)
 Opponent: Has never happened

KICKOFF RETURN AND PUNT RETURN TOUCHDOWN IN THE SAME GAME

Ravens: **10/15/17 - Bobby Rainey Jr., 96-yard kickoff return & Michael Campanaro, 77-yard punt return vs. Chi. (L, 24-27 OT)**
 Opponent: Has never happened

BLOCKED PUNT RETURN FOR A TOUCHDOWN

Ravens: 11/6/16 - Chris Moore, 14 yards (Javorius Allen blocked Jordan Berry punt) vs. Pit. (W, 21-14)
 Opponent: 9/13/09 - Jon McGraw, recovery in end zone (McGraw blocked Sam Koch punt) vs. KC (W, 38-24)

BLOCKED PUNT

Ravens: 11/6/16 - Javorius Allen blocked Jordan Berry punt vs. Pit. (W, 21-14)
 Opponent: **12/23/17 - Anthony Walker blocked Sam Koch punt vs. Ind. (W, 23-16)**
 Playoffs: 1/3/15 (WC) - Shamarko Thomas blocked Sam Koch punt at Pit. (W, 30-17)

BLOCKED EXTRA POINT ATTEMPT

Ravens: 9/18/16 - Lawrence Guy blocked Patrick Murray attempt at Cle. (W, 25-20)
 Opponent: 11/16/09 - Shaun Rogers blocked Steven Hauschka attempt at Cle. (W, 16-0)

MISSED (NOT BLOCKED) EXTRA POINT ATTEMPT

Ravens: 10/27/96 - Matt Stover vs. STL (W, 37-31 OT)
 Opponent: **12/3/17 - Matt Prater vs. Det. (W, 44-20)**

BLOCKED FIELD GOAL

Ravens: **12/23/17 - Tony Jefferson blocked Adam Vinatieri 38-yard attempt vs. Ind. (W, 23-16)**
 Opponent: **10/26/17 - Vincent Taylor blocked Justin Tucker 46-yard attempt vs. Mia. (W, 40-0)**

BLOCKED FIELD GOAL FOR A TOUCHDOWN

Ravens: 11/30/15 - Brent Urban blocked Travis Coons 51-yard attempt, recovered by Will Hill III for a 64-yard return at Cle. (W, 33-27)
 Playoffs: 1/7/01 - Keith Washington blocked Al Del Greco 37-yard attempt, recovered by Anthony Mitchell for a 90-yard return at Ten. (W, 24-10)
 Opponent: Has never happened

INDIVIDUAL WITH 5-OR-MORE FIELD GOALS

Ravens: 11/1/15 - Justin Tucker, 5-for-5 vs. SD (W, 29-26)
 Opponent: **10/22/17 - Kai Forbath, 6-for-6 at Min. (L, 16-24)**

INDIVIDUAL WITH 4-OR-MORE FIELD GOALS

Ravens: 12/25/16 - Justin Tucker, 4-for-4 at Pit. (L, 27-31)
 Opponent: **12/10/17 - Chris Boswell, 4-for-4 at Pit. (L, 38-39)**

SUCCESSFUL ONSIDE KICK

Ravens: 10/14/01 - Matt Stover kick recovered by Edgerton Hartwell at GB (L, 23-31)
 Opponent: 12/14/14 - Josh Scobee kick recovered by Johnathan Cyprien vs. Jax. (W, 20-12)

FAILED ONSIDE KICK

Ravens: **11/5/17 - Justin Tucker kick travels 6 yards, recovered by Daren Bates for no gain at Ten. (L, 20-23)**
 Opponent: 11/6/16 - Chris Boswell kick travels 1 yard, downed by Chris Boswell vs. Pit. (W, 21-14)



REPLAY CHALLENGES

RAVENS

Date	Opp.	Initial Ruling	Ruling
10/1	vs. Pit.	B. Roethlisberger pass complete to A. Brown for no gain	Reversed
10/8	at Oak.	E. Manuel pass deep left to S. Roberts to BLT 34 for 26 yards	Reversed
11/5	at Ten.	J. Allen right end to TEN 34 for 1 yard	Reversed
11/5	at Ten.	J. Allen up the middle to TEN 17 for no gain	Upheld
11/19	at GB	S. Koch punts 52 yards to endzone, touchback	Upheld
11/27	vs. Hou.	T. Savage pass short middle to C. Fiedorowicz for 8 yards	Upheld
12/3	vs. Det.	J. Flacco pass incomplete deep right to M. Wallace	Reversed
12/17	at Cle.	D. Kizer pass short middle to D. Johnson Jr. to BLT 22 for 15 yards	Upheld
12/31	vs. Cin.	A. Dalton pass deep left to A. Green to 50 for 24 yards	Reversed

TOTALS 5-for-9 (55.6%)

OPPONENTS

Date	Opp.	Initial Ruling	Ruling
9/17	vs. Cle.	K. Hogan pass incomplete deep left to C. Coleman	Upheld
12/17	at Cle.	D. Kizer left guard to BLT 39 for no gain	Upheld
12/31	vs. Cin.	J. Flacco pass deep right to M. Wallace to CIN 31 for 19 yards	Reversed

TOTALS 1-for-3 (33.3%)

REPLAY ASSISTANT

Last two minutes of the half and overtime and any touchdown scoring play or turnover

Date	Opp.	Initial Ruling	Ruling
10/1	vs. Pit.	T. West rushes right guard, TWO-POINT CONVERSION ATTEMPT SUCCEEDS	Reversed
10/15	vs. Chi. OT	C. Barth kicks 61 yards. B. Rainey returns for 96 yards, TOUCHDOWN	Upheld
10/15	vs. Chi. OT	J. Flacco pass INTERCEPTED by A. Amos. A. Amos for 90 yards, TOUCHDOWN	Upheld
11/19	at GB	B. Hundley pass short right to J. Williams to GB 41 for -1 yards. FUMBLES. Recovered by M. Humphrey	Reversed
11/27	vs. Hou.	J. Allen right guard for 10 yards, TOUCHDOWN	Upheld
12/10	at Pit.	J. Flacco pass incomplete deep right to J. Maclin	Upheld
12/23	vs. Ind.	J. Brissett pass incomplete short right to T. Hilton	Reversed

TOTALS 3-for-7 (42.9%)

HARBAUGH CAREER CHALLENGE TOTALS

REGULAR SEASON

Year	No.	Reversed	Upheld	Pct.
2008	6	3	3	50.0
2009	11	6	5	54.5
2010	9	1	8	11.1
2011	12	8	4	66.7
2012	6	3	3	50.0
2013	12	7	5	58.3
2014	8	1	7	12.5
2015	8	3	5	37.5
2016	5	2	3	40.0
2017	9	5	4	55.6

POSTSEASON

Year	No.	Reversed	Upheld	Pct.
2008	3	2	1	66.7
2009	2	1	1	50.0
2010	0	0	0	0.0
2011	1	0	1	0.0
2012	1	0	1	0.0
2013	–	–	–	–
2014	1	1	0	100.0
2015	–	–	–	–
2016	–	–	–	–
2017	–	–	–	–

Total 86 39 47 45.3

Total 8 4 4 50.0



GAME 1: RAVENS 20, BENGALS 0

Baltimore (1-0) - Cincinnati (0-1)

Sunday, September 10, 2017 - 1:02 PM ET - Paul Brown Stadium - Cincinnati
Weather: 68°, Sunny, Wind SE 9 mph - Attendance: 55,254 - Time: 2:57



For the first time since 2011, the Ravens won in Cincinnati, drubbing the host Bengals, 20-0, in the season opener. (It was the Ravens' first shutout since 11/16/09 when Baltimore won, 16-0, at Cleveland.) The Ravens turned over the Bengals 5 times with all errors coming from QB Andy Dalton, who threw 4 interceptions and lost a fumble. Twice the Ravens turned Cincinnati over in the red zone. The first of these came in the second quarter with the Bengals at the Ravens' 9-yard line. LB C.J. Mosley then intercepted a Dalton pass in the end zone. The second red zone theft came after OLB Terrell Suggs stripped Dalton from the Ravens' 6-yard-line, and DT Michael Pierce recovered. The Ravens took a 17-0 halftime lead on a 25-yard K Justin Tucker field goal and touchdowns by WR Jeremy Maclin (48 yards from QB Joe Flacco) and RB Terrance West (2-yard run.) Following the Pierce recovery (at the Ravens' 6) early in the third quarter, the Ravens' offense produced a 17-play, 81-yard FG drive (Tucker, 25 yards) that consumed nine minutes and 38 seconds. CB Brandon Carr, playing in his first game as a Raven, provided the initial turnover of the contest when he intercepted Dalton in the first quarter. DB Lardarius Webb, off a Suggs' deflection, and CB Jimmy Smith also posted interceptions. Baltimore sacked Dalton 5 times, with 2 of those coming from Suggs, who started his 15th season with the Ravens. Flacco, who did not practice in training camp or play in a preseason game, was 9-of-17 for 121 yards. The Ravens rushed for 157 yards, with West gaining 80 and RB Javorius Allen adding 71. Cincinnati was limited to 221 yards. WR A.J. Green caught 5 passes for 74 yards, while Dalton was 16-of-31 for 170.

BALTIMORE RAVENS (Head Coach: John Harbaugh)

OFFENSE

TE	82	B. Watson
TE	87	M. Williams
WR	18	J. Maclin
LT	79	R. Stanley
LG	74	J. Hurst
C	66	R. Jensen
RG	73	M. Yanda
RT	77	A. Howard
TE	86	N. Boyle
QB	5	J. Flacco
RB	28	T. West

DEFENSE

DT	98	B. Williams
NT	97	M. Pierce
DE	96	B. Urban
RUSH	55	T. Suggs
MLB	57	C. Mosley
WLB	51	K. Correa
SLB	99	M. Judon
LCB	24	B. Carr
SS	23	T. Jefferson
FS	32	E. Weddle
RCB	22	J. Smith

CINCINNATI BENGALS (Head Coach: Marvin Lewis)

OFFENSE

WR	18	A. Green
LT	70	C. Ogbueh
LG	65	C. Boling
C	61	R. Bodine
RG	66	T. Hopkins
RT	74	J. Fisher
TE	81	T. Kroft
H-B	89	R. Hewitt
WR	11	B. LaFell
QB	14	A. Dalton
HB	32	J. Hill

DEFENSE

LDE	96	C. Dunlap
NT	92	P. Sims
DT	97	G. Atkins
RDE	90	M. Johnson
SLB	59	N. Vigil
MLB	51	K. Minter
WLB	57	V. Rey
LCB	27	D. Kirkpatrick
RCB	21	D. Dennard
SS	42	C. Fejedelem
FS	43	G. Iloka

GAME SUMMARY

	1	2	3	4	OT	TOTAL	FIELD GOALS (MADE) & MISSED
BALTIMORE	3	14	3	0	-	20	J. Tucker (25, 25)
CINCINNATI	0	0	0	0	-	0	None

TEAM	QTR	TIME	PLAY DESCRIPTION (extra point)	DRIVE	SCORE
Ravens	1	4:44	J. Tucker 25 yd. Field Goal	13-57, 7:54	3-0
Ravens	2	1:52	J. Maclin 48 yd. pass from J. Flacco (J. Tucker kick)	7-76, 3:54	10-0
Ravens	2	1:28	T. West 2 yd. run (J. Tucker kick)	1-2, 0:03	17-0
Ravens	3	1:06	J. Tucker 25 yd. Field Goal	17-81, 9:38	20-0

OFFICIALS – Referee: Walt Coleman (65), Umpire: Jeff Rice (44), Down Judge: Derick Bowers (74), Line Judge: Kevin Codey (16), Side Judge: James Coleman (95), Field Judge: Scott Novak (1), Back Judge: Terrence Miles (111)

TEAM STATISTICS

	RAVENS	BENGALS
First Downs	17 (8-5-4)	14 (3-8-3)
Third Downs	6-14 (43%)	4-13 (31%)
Fourth Downs	0-0 (0%)	0-1 (0%)
Total Net Yards	268	221
Plays – Average	60-4.5	58-3.8
Net Yds Rushing	157	77
Rushes – Average	42-3.7	22-3.5
Net Yards Passing	111	144
Att. – Yds Lost – Gross Pass.	1-10-121	5-26-170
Passes Att. – Comp. – INT	17-9-1	31-16-4
Red Zone	1-3 (33%)	0-3 (0%)
Goal-to-Go	1-2 (50%)	0-0 (0%)
Punts – Average	6-41.7	5-42.4
Penalties – Yards	11-85	9-66
Fumbles – Lost	1-0	1-1
Time of Possession	34:00	26:00

INDIVIDUAL STATISTICS

RAVENS											BENGALS										
RUSHING											RUSHING										
T. West	19	80	4.2	11	1	G. Bernard	7	40	5.7	23	0										
J. Allen	21	71	3.4	17	0	J. Hill	6	26	4.3	12	0										
D. Woodhead	1	4	4.0	4	0	J. Mixon	8	9	1.1	8	0										
M. Campanaro	1	2	2.0	2	0	A. Dalton	1	2	2.0	2	0										
Total	42	157	3.7	17	1	Total	22	77	3.5	23	0										
PASSING											PASSING										
J. Flacco	17	9	121	1/10	1	48	1	71.0	A. Dalton	31	16	170	5/26	0	39	4	28.4				
Total	17	9	121	1/10	1	48	1	71.0	Total	31	16	170	5/26	0	39	4	28.4				
RECEIVING											RECEIVING										
D. Woodhead	3	33	11.0	13	0	A. Green	5	74	14.8	27	0										
J. Maclin	2	56	28.0	48	1	B. LaFell	3	24	8.0	13	0										
N. Boyle	1	14	14.0	14	0	J. Mixon	3	15	5.0	9	0										
M. Wallace	1	8	8.0	8	0	G. Bernard	1	39	39.0	39	0										
B. Perriman	1	5	5.0	5	0	T. Boyd	1	11	11.0	11	0										
M. Williams	1	5	5.0	5	0	T. Kroft	1	5	5.0	5	0										
Total	9	121	13.4	48	1	T. Eifert	1	4	4.0	4	0										
INTERCEPTIONS											INTERCEPTIONS										
C. Mosley	1	31	31.0	31	0	J. Hill	1	-2	-2.0	-2	0										
B. Carr	1	20	20.0	20	0	J. Hill	1	-2	-2.0	-2	0										
L. Webb	1	10	10.0	10	0	J. Hill	1	-2	-2.0	-2	0										
J. Smith	1	8	8.0	8	0	Total	16	170	10.6	39	0										
Total	4	69	17.3	31	0	Total	1	0	0.0	0	0										
SACKS											SACKS										
T. Suggs 2-11, Z. Smith 1-9, M. Pierce 1-5											G. Atkins 1-10										
T. Jefferson 1-1																					
TACKLES (TOP 3)											TACKLES (TOP 3)										
T. Jefferson 9 (5 solo), C. Mosley 8 (5 solo), T. Suggs 6 (5 solo)											V. Rey 11 (6 solo), K. Minter 10 (4 solo), N. Vigil 9 (5 solo)										



GAME 2: RAVENS 24, BROWNS 10

Baltimore (2-0) · Cleveland (0-2)

Sunday, September 17, 2017 · 1:02 PM ET · M&T Bank Stadium · Baltimore
Weather: 80°, Cloudy, Wind ESE 2 mph · Attendance: 70,605 · Time: 3:17



For the second-consecutive game, the defense produced five take-aways, helping the Ravens to a hard-fought, 24-10 victory over the Browns in the regular season home opener. It's the first time in franchise history that Baltimore had 5 take-aways in back-to-back games and the first time to post 4 INTs in consecutive contests. The balanced offense produced 337 yards, 136 rushing and 201 through the air. The Ravens' first theft came on the Browns' second possession, when OLB Terrell Suggs strip-sacked rookie QB DeShone Kizer, and OLB Matthew Judon made the recovery at Cleveland's 33-yard line. Seven plays later, RB Terrance West rumbled 2 yards into the end zone for the game's first score to give Baltimore a 7-0 lead. In the second quarter, a QB Joe Flacco dart (9 yards) to RB Javorius Allen gave the Ravens a 14-0 advantage. Kizer then left game with a migraine. His replacement, Kevin Hogan, brought the Browns back to 14-7 with a 23-yard TD toss to TE David Njoku. With 29 seconds left in the half, Hogan was intercepted by rookie OLB Tyus Bowser, who returned the INT 27 yards to Cleveland's 40. Following a 37-yard run by Allen, Flacco closed the first half with a 2-yard TD to WR Jeremy Maclin, giving the Ravens a 21-7 boost. A third-quarter K Zane Gonzalez 38-yard FG made the score 21-10 before K Justin Tucker scored the game's final points with a 28-yard FG in the fourth. S Eric Weddle, DB Lardarius Webb and CB Brandon Carr also each produced interceptions. Allen finished the game with 101 yards, 66 rushing and 35 receiving (5 catches), while RB Alex Collins, signed to the roster the previous day, produced 47 yards on 7 carries in the fourth quarter. TE Benjamin Watson caught 8 passes for 91 yards, surpassing 5,000 yards for his career. Flacco was 25-of-34 for 217 yards, while Kizer and Hogan combined to be 20-of-42 for 300 yards. The Ravens limited the Browns to 2-of-12 on third down. Baltimore lost two players for the season: six-time Pro Bowl G Marshal Yanda (ankle) and rookie LB Bam Bradley (knee).

CLEVELAND BROWNS (Head Coach: Hue Jackson)

OFFENSE		DEFENSE	
WR	19 C. Coleman	DE	94 C. Nassib
LT	73 J. Thomas	DT	93 T. Coley
LG	75 J. Bitonio	DT	55 D. Shelton
C	64 J. Tretter	DE	90 E. Ogbah
RG	70 K. Zeitler	WILL	58 C. Kirksey
RT	72 S. Coleman	MIKE	53 J. Schobert
TE	86 R. Telfer	SAM	51 J. Collins
WR	81 R. Higgins	CB	30 J. McCourty
WR	18 K. Britt	CB	21 J. Taylor
QB	7 D. Kizer	S	22 J. Peppers
RB	34 I. Crowell	S	26 D. Kindred

BALTIMORE RAVENS (Head Coach: John Harbaugh)

OFFENSE		DEFENSE	
WR	18 J. Maclin	DE	98 B. Williams
WR	17 M. Wallace	DE	96 B. Urban
LT	79 R. Stanley	RUSH	55 T. Suggs
LG	74 J. Hurst	MLB	57 C. Mosley
C	66 R. Jensen	WLB	51 K. Correa
RG	73 M. Yanda	SLB	99 M. Judon
RT	77 A. Howard	DB	21 L. Webb
TE	87 M. Williams	LCB	24 B. Carr
TE	82 B. Watson	SS	23 T. Jefferson
QB	5 J. Flacco	FS	32 E. Weddle
RB	28 T. West	RCB	22 J. Smith

GAME SUMMARY

	1	2	3	4	OT	TOTAL	FIELD GOALS (MADE) & MISSED
CLEVELAND	0	7	3	0	-	10	Z. Gonzalez (38)
BALTIMORE	7	14	0	3	-	24	J. Tucker 58WR (28)

TEAM	QTR	TIME	PLAY DESCRIPTION (extra point)	DRIVE	SCORE
Ravens	1	3:56	T. West 4 yd. run (J. Tucker kick)	7-33, 3:34	0-7
Ravens	2	7:17	J. Allen 9 yd. pass from J. Flacco (J. Tucker kick)	6-64, 3:26	0-14
Browns	2	4:56	D. Njoku 23 yd. pass from K. Hogan (Z. Gonzalez kick)	5-83, 2:21	7-14
Ravens	2	0:01	J. Maclin 2 yd. pass from J. Flacco (J. Tucker kick)	3-40, 0:18	7-21
Browns	3	9:21	Z. Gonzalez 38 yd. Field Goal	8-62, 2:48	10-21
Ravens	4	14:56	J. Tucker 28 yd. Field Goal	11-53, 6:19	10-24

OFFICIALS – Referee: Gene Steratore (114), Umpire: Roy Ellison (81), Down Judge: David Oliver (24), Line Judge: Gary Arthur (108), Side Judge: Adrian Hill (29), Field Judge: Mike Weatherford (116), Back Judge: Dino Paganelli (105)

TEAM STATISTICS

	BROWNS	RAVENS
First Downs	20 (6-12-2)	24 (7-16-1)
Third Downs	2-12 (17%)	4-11 (36%)
Fourth Downs	1-2 (50%)	0-0 (0%)
Total Net Yards	386	337
Plays – Average	66-5.8	68-5.0
Net Yds Rushing	93	136
Rushes – Average	21-4.4	32-4.3
Net Yards Passing	293	201
Att. – Yds Lost – Gross Pass.	3-7-300	2-16-217
Passes Att. – Comp. – INT	42-20-4	34-25-1
Red Zone	0-1 (0%)	3-4 (75%)
Goal-to-Go	0-1 (0%)	2-2 (100%)
Punts – Average	4-52.3	5-47.0
Penalties – Yards	11-65	7-45
Fumbles – Lost	2-1	1-1
Time of Possession	26:36	33:24

INDIVIDUAL STATISTICS

BROWNS											RAVENS										
RUSHING											RUSHING										
	ATT	YDS	AVG	LG	TD		ATT	YDS	AVG	LG	TD										
I. Crowell	10	37	3.7	17	0	J. Allen	14	66	4.7	37	0										
D. Kizer	5	26	5.2	13	0	A. Collins	7	42	6.0	16	0										
D. Johnson	4	21	5.3	16	0	T. West	8	22	2.8	12	1										
K. Hogan	1	5	5.0	5	0	M. Campanaro	1	5	5.0	5	0										
R. Higgins	1	4	4.0	4	0	M. Williams	1	2	2.0	2	0										
Total	21	93	4.4	17	0	J. Flacco	1	-1	-1.0	-1	0										
						Total	32	136	4.3	37	1										
PASSING											PASSING										
	ATT	CMP	YDS	SK/YD	TD	LG	IN	RT		ATT	CMP	YDS	SK/YD	TD	LG	IN	RT				
D. Kizer	31	15	182	2/5	0	35	3	27.3	J. Flacco	34	25	217	2/16	2	23	1	97.3				
K. Hogan	11	5	118	1/2	1	49	1	77.1	Total	34	25	217	2/16	2	23	1	97.3				
Total	42	20	300	3/7	1	49	4	39.9													
RECEIVING											RECEIVING										
	REC	YDS	AVG	LG	TD		REC	YDS	AVG	LG	TD										
R. Higgins	7	95	13.6	35	0	B. Watson	8	91	11.4	23	0										
D. Johnson	3	59	19.7	34	0	J. Allen	5	35	7.0	11	1										
D. Njoku	3	27	9.0	23	1	J. Maclin	4	31	7.8	19	1										
S. DeValve	2	61	30.5	49	0	M. Williams	4	21	5.3	13	0										
R. Louis	2	27	13.5	24	0	T. West	2	23	11.5	15	0										
R. Telfer	1	20	20.0	20	0	N. Boyle	1	9	9.0	9	0										
C. Coleman	1	9	9.0	9	0	M. Wallace	1	7	7.0	7	0										
K. Britt	1	2	2.0	2	0	Total	25	217	8.7	23	2										
Total	20	300	15.0	49	1																
INTERCEPTIONS											INTERCEPTIONS										
	NO	YDS	AVG	LG	TD		NO	YDS	AVG	LG	TD										
J. McCourty	1	0	0.0	0	0	T. Bowser	1	27	27.0	27	0										
Total	1	0	0.0	0	0	B. Carr	1	4	4.0	4	0										
						E. Weddle	1	2	2.0	2	0										
						L. Webb	1	0	0.0	0	0										
						Total	4	33	8.3	27	0										
SACKS											SACKS										
J. Burgess 1-9, C. Kirksey 1-7											T. Suggs 1-4, T. Bowser 1-2, P. Onwuasor 1-1										
TACKLES (TOP 3)											TACKLES (TOP 3)										
J. Taylor 9 (8 solo), C. Kirksey 9 (6 solo), J. Collins 7 (7 solo)											C. Mosley 10 (8 solo), T. Jefferson 5 (4 solo), L. Webb 4 (4 solo), E. Weddle 4 (4 solo)										



GAME 3: JAGUARS 44, RAVENS 7

Baltimore (2-1) - Jacksonville (2-1)

Sunday, September 24, 2017 • 9:35 AM ET • Wembley Stadium • London

Weather: 70°, Partly Cloudy, Wind SE 10 mph • Attendance: 84,592 • Time: 2:49



The Ravens failed in their first-ever game out of the United States, dropping a 44-7 decision to the "host" Jaguars at London's historic Wembley Stadium. (Jacksonville won in London for the third-consecutive year.) The Ravens produced just 186 yards of total offense (12 first downs), -1 in the first quarter and only 15 yards in the first half. The Ravens' lone score, a QB Ryan Mallett 6-yard toss to TE Benjamin Watson, came with 3:24 left in the contest, avoiding the shutout. The Ravens turned the ball over three times, all leading to Jaguars' touchdowns. QB Joe Flacco, who was 8-of-18 for 28 yards, threw 2 interceptions, the first to CB A.J. Buoye in the second quarter that led to a QB Blake Bortles-to-WR Allen Hurns 5-yard touchdown. Flacco's second INT was grabbed by CB Jalen Ramsey in the third period. (Two plays later, Bortles hit TE Mercedes Lewis with a 30-yard TD strike.) That was the first of 3 Bortles-to-Lewis scores in the game. Baltimore's final turnover came when RB Terrance West fumbled in the third quarter. LB Telvin Smith scooped up that ball and raced to the Baltimore 2-yard line. Two plays later, Bortles found Lewis for a 4-yard TD. The Jaguars jumped to a 20-0 halftime lead, which they increased to 44-0 early in the fourth quarter. With the score 37-0, the Jaguars faked a punt with RB Corey Grant racing 58 yards to the Ravens' 4-yard line. RB Leonard Fournette produced a TD (4-yard run) on the next play. The Ravens' defense, which had surrendered just 10 points in the season's first two games, allowed 410 yards. Bortles was 20-of-31 for 244 yards, and the Jaguars ran for 166 more (4.7 average). Ravens RB Alex Collins rushed for 82 yards on 9 carries.

BALTIMORE RAVENS (Head Coach: John Harbaugh)

OFFENSE

TE	82	B. Watson
WR	18	J. Maclin
LT	79	R. Stanley
LG	74	J. Hurst
C	66	R. Jensen
RG	68	M. Skura
RT	77	A. Howard
TE	86	N. Boyle
WR	17	M. Wallace
QB	5	J. Flacco
RB	28	T. West

DEFENSE

DT	90	Z. Smith
NT	97	M. Pierce
DE	96	B. Urban
RUSH	55	T. Suggs
MLB	57	C. Mosley
WLB	48	P. Onwuasor
DB	21	L. Webb
LCB	24	B. Carr
SS	23	T. Jefferson
FS	32	E. Weddle
RCB	22	J. Smith

JACKSONVILLE JAGUARS (Head Coach: Doug Marrone)

OFFENSE

WR	11	M. Lee
LT	74	C. Robinson
LG	77	P. Omahameh
C	65	B. Linder
RG	60	A. Cann
RT	78	J. Parnell
TE	89	M. Lewis
WR	88	A. Hurns
WR	84	K. Cole
QB	5	B. Bortles
RB	27	L. Fournette

DEFENSE

DE	91	Y. Ngakoue
DT	95	A. Jones
DT	97	M. Jackson
DE	93	C. Campbell
WLB	50	T. Smith
MLB	51	P. Posluszny
SLB	44	M. Jack
LCB	20	J. Ramsey
FS	39	T. Gipson
SS	42	B. Church
RCB	21	A. Bouye

GAME SUMMARY

	1	2	3	4	OT	TOTAL	FIELD GOALS (MADE) & MISSED
BALTIMORE	0	0	0	7	-	7	None
JACKSONVILLE	10	13	14	7	-	44	J. Myers (23, 45, 29)

TEAM	QTR	TIME	PLAY DESCRIPTION (extra point)	DRIVE	SCORE
Jaguars	1	9:05	J. Myers 23 yd. Field Goal	9-58, 4:27	0-3
Jaguars	1	3:32	M. Lewis 17 yd. pass from B. Bortles (J. Myers kick)	7-80, 3:53	0-10
Jaguars	2	10:49	J. Myers 45 yd. Field Goal	10-34, 6:16	0-13
Jaguars	2	4:55	A. Hurns 5 yd. pass from B. Bortles (J. Myers kick)	8-28, 3:11	0-20
Jaguars	2	0:38	J. Myers 29 yd. Field Goal	9-66, 2:15	0-23
Jaguars	3	9:42	M. Lewis 30 yd. pass from B. Bortles (J. Myers kick)	2-32, 0:43	0-30
Jaguars	3	7:48	M. Lewis 4 yd. pass from B. Bortles (J. Myers kick)	2-2, 0:25	0-37
Jaguars	4	14:56	L. Fournette 3 yd. run (J. Myers kick)	7-85, 3:28	0-44
Ravens	4	3:24	B. Watson 6 yd. pass from R. Mallett (J. Tucker kick)	9-76, 5:09	7-44

OFFICIALS – Referee: Peter Morelli (135), Umpire: Bryan Neale (92), Down Judge: Steve Stelljes (22), Line Judge: Tim Podraza (47), Side Judge: Boris Cheek (41), Field Judge: Bradley Rogers (126), Back Judge: Gregory Steed (12)

TEAM STATISTICS

	RAVENS	JAGUARS
First Downs	12 (6-4-2)	24 (7-13-4)
Third Downs	3-11 (27%)	3-12 (25%)
Fourth Downs	0-1 (0%)	2-2 (100%)
Total Net Yards	186	410
Plays – Average	54-3.4	68-6.0
Net Yds Rushing	134	166
Rushes – Average	25-5.4	35-4.7
Net Yards Passing	52	244
Att. – Yds Lost – Gross Pass.	2-12-64	0-0-244
Passes Att. – Comp. – INT	27-14-2	33-20-0
Red Zone	1-1 (100%)	4-6 (67%)
Goal-to-Go	0-0 (0%)	3-3 (100%)
Punts – Average	7-44.4	3-50.0
Penalties – Yards	10-88	9-70
Fumbles – Lost	1-1	0-0
Time of Possession	25:57	34:03

INDIVIDUAL STATISTICS

RAVENS											JAGUARS										
RUSHING		ATT	YDS	AVG	LG	TD	PASSING		ATT	YDS	AVG	LG	TD	RUSHING		ATT	YDS	AVG	LG	TD	
A. Collins		9	82	9.1	19	0	C. Grant		6	75	12.5	58	0	C. Grant		6	75	12.5	58	0	
T. West		6	26	4.3	10	0	L. Fournette		17	59	3.5	15	1	B. Bortles		3	18	6.0	9	0	
J. Allen		8	15	1.9	4	0	C. Ivory		6	17	2.8	9	0	C. Henne		3	-3	-1.0	-1	0	
M. Campanaro		1	7	7.0	7	0	Total		35	166	4.7	58	1	Total		35	166	4.7	58	1	
M. Wallace		1	4	4.0	4	0	B. Bortles		31	20	244	0/0	4	35	0	128.2					
Total		25	134	5.4	19	0	C. Henne		2	0	0	0/0	0	0	0	39.6					
Total		27	14	64	2/12	1	8	2	39.3	Total		33	20	244	0/0	4	35	0	123.0		
RECEIVING		REC	YDS	AVG	LG	TD	RECEIVING		REC	YDS	AVG	LG	TD	RECEIVING		REC	YDS	AVG	LG	TD	
J. Allen		5	13	2.6	6	0	M. Lee		4	65	16.3	35	0	M. Lee		4	65	16.3	35	0	
B. Watson		3	12	4.0	6	1	M. Lewis		4	62	15.5	30	3	M. Lewis		4	62	15.5	30	3	
N. Boyle		2	14	7.0	7	0	L. Fournette		3	21	7.0	10	0	L. Fournette		3	21	7.0	10	0	
J. Maclin		1	8	8.0	8	0	A. Hurns		3	20	6.7	9	1	A. Hurns		3	20	6.7	9	1	
C. Matthews		1	8	8.0	8	0	C. Ivory		2	25	12.5	14	0	C. Ivory		2	25	12.5	14	0	
M. Wallace		1	6	6.0	6	0	C. Grant		1	18	18.0	18	0	C. Grant		1	18	18.0	18	0	
M. Campanaro		1	3	3.0	3	0	K. Cole		1	13	13.0	13	0	K. Cole		1	13	13.0	13	0	
Total		14	64	4.6	8	1	J. O'Shaughnessy		1	12	12.0	12	0	J. O'Shaughnessy		1	12	12.0	12	0	
Total		0	0	0	0	0	T. Bohanon		1	8	8.0	8	0	T. Bohanon		1	8	8.0	8	0	
INTERCEPTIONS		NO	YDS	AVG	LG	TD	INTERCEPTIONS		NO	YDS	AVG	LG	TD	INTERCEPTIONS		NO	YDS	AVG	LG	TD	
Total		0	0	0	0	0	Total		2	20	10.0	19	0	Total		2	20	10.0	19	0	
Total		0	0	0	0	0	Total		2	20	10.0	19	0	Total		2	20	10.0	19	0	
SACKS		SACKS																			
None		D. Fowler 1-5, C. Campbell 0.5-3.5, M. Jackson 0.5-3.5																			
TACKLES (TOP 3)		TACKLES (TOP 3)																			
C. Mosley 8 (8 solo), P. Onwuasor 7 (6 solo), W. Henry 5 (4 solo)		T. Smith 7 (7 solo), M. Jack 4 (4 solo), Two tied at 3																			



GAME 4: STEELERS 26, RAVENS 9

Baltimore (2-2) - Pittsburgh (3-1)

Sunday, October 1, 2017 - 1:02 PM ET - M&T Bank Stadium - Baltimore

Weather: 64°, Cloudy, Wind N 6 mph - Attendance: 71,126 - Time: 3:16



For the second-straight week, Baltimore struggled in the first half, falling behind 19-0, on its way to a 26-9 home loss to the rival Steelers at M&T Bank Stadium. Pittsburgh moved into first place in the AFC North with a 3-1 mark, while the Ravens, losers of two in a row, dropped to 2-2. Down 19-3, the Ravens rallied, orchestrating consecutive scoring drives in the third quarter, including a K Justin Tucker 42-yard FG and a QB Joe Flacco-to-WR Mike Wallace 16-yard TD strike. When RB Terrance West converted the 2-point play, the score was 19-11. However, an official's review reversed the West points, and that made the difference 10 at 19-9. Flacco then produced two fourth-quarter interceptions, the first to LB Ryan Shazier and the second to CB Mike Hilton. On Pittsburgh's first possession of the game, which ended with a K Chris Boswell 31-yard FG, the Steelers held the ball 10:23 on a 16-play, 84-yard drive. Boswell's second FG (49 yards) gave the visitors a 6-0 lead in the second quarter. After a fumble by Ravens' RB Alex Collins at the Baltimore 28-yard line, the Steelers scored the game's first TD on a 1-yard RB Le'Veon Bell run. After a 3-and-out by the Ravens' offense, the Steelers scored again on an 11-yard QB Ben Roethlisberger TD throw to WR JuJu Smith-Schuster. A 2-point conversion failed, making the score 19-0 after two quarters. The game's final TD came on another Bell 1-yard TD score with 2:26 remaining in the contest. Bell finished the game with 144 rushing yards (4.1 avg.) and added 4 catches for 42 yards. "Big Ben" was 18-of-30 for 216 yards. Collins led the Ravens with 82 yards on 9 rushes, while Wallace's 6 catches for 55 yards were tops in both categories in the game. Flacco was 31-of-49 for 235 yards and was sacked 4 times. The Steelers decidedly owned the time-of-possession edge, 35:29 to 24:31.

PITTSBURGH STEELERS (Head Coach: Mike Tomlin)

OFFENSE

WR	84	A. Brown
LT	78	A. Villanueva
LG	73	R. Foster
C	53	M. Pouncey
RG	66	D. DeCastro
RT	74	C. Hubbard
TE	89	V. McDonald
TE	67	B. Finney
FB	45	R. Nix
QB	7	B. Roethlisberger
RB	26	L. Bell

DEFENSE

LDE	97	C. Heyward
NT	79	J. Hargrave
RDE	91	S. Tuitt
LOLB	48	B. Dupree
LILB	50	R. Shazier
RILB	98	V. Williams
ROLB	90	T. Watt
LCB	21	J. Haden
FS	27	J. Wilcox
SS	28	S. Davis
RCB	25	A. Burns

BALTIMORE RAVENS (Head Coach: John Harbaugh)

OFFENSE

WR	18	J. Maclin
WR	17	M. Wallace
LT	79	R. Stanley
LG	74	J. Hurst
C	66	R. Jensen
RG	68	M. Skura
RT	77	A. Howard
TE	82	B. Watson
TE	86	N. Boyle
QB	5	J. Flacco
RB	34	A. Collins

DEFENSE

DE	92	B. Kaufusi
NT	97	M. Pierce
DT	94	C. Davis
RUSH	55	T. Suggs
MLB	57	C. Mosley
WLB	51	K. Correa
SLB	99	M. Judon
LCB	24	B. Carr
SS	23	T. Jefferson
FS	32	E. Weddle
RCB	22	J. Smith

GAME SUMMARY

	1	2	3	4	OT	TOTAL	FIELD GOALS (MADE) & MISSED
PITTSBURGH	3	16	0	7	-	26	C. Boswell (31, 49) 44 WL
BALTIMORE	0	0	9	0	-	9	J. Tucker 62SH (42)

TEAM	QTR	TIME	PLAY DESCRIPTION (extra point)	DRIVE	SCORE
Steelers	1	0:22	C. Boswell 31 yd. Field Goal	16-84, 10:23	3-0
Steelers	2	7:25	C. Boswell 49 yd. Field Goal	9-15, 2:59	6-0
Steelers	2	3:24	L. Bell 1 yd. run (C. Boswell kick)	6-28, 2:24	13-0
Steelers	2	0:38	J. Smith-Schuster 7 yd. pass from B. Roethlisberger (pass failed)	8-70, 1:35	19-0
Ravens	3	12:32	J. Tucker 42 yd. Field Goal	4--6, 0:52	19-3
Ravens	3	6:02	M. Wallace 16 yd. pass from J. Flacco (run failed)	3-66, 1:03	19-9
Steelers	4	2:26	L. Bell 1 yd. run (C. Boswell kick)	7-49, 3:11	26-9

OFFICIALS – Referee: Walt Anderson (66), Umpire: Carl Paganelli (124), Down Judge: Jerod Phillips (6), Line Judge: Byron Boston (18), Side Judge: Laird Hayes (125), Field Judge: Rick Patterson (15), Back Judge: Gregory Wilson (119)

TEAM STATISTICS		STEELERS	RAVENS	INDIVIDUAL STATISTICS	
First Downs		22 (10-10-2)	18 (4-14-0)	STEELERS	
Third Downs		7-15 (47%)	5-13 (38%)	RUSHING	RAVENS
Fourth Downs		0-0 (0%)	0-2 (0%)	ATT	ATT
Total Net Yards		381	288	YDS	YDS
Plays - Average		73-5.2	68-4.2	AVG	AVG
Net Yds Rushing		173	82	LG	LG
Rushes - Average		42-4.1	15-5.5	TD	TD
Net Yards Passing		208	206	IN	IN
Att. - Yds Lost - Gross Pass.		1-8-216	4-29-235	RT	RT
Passes Att. - Comp. - INT		30-18-1	49-31-2	PASSING	
Red Zone		3-5 (60%)	1-3 (33%)	ATT	ATT
Goal-to-Go		2-2 (100%)	0-0 (0%)	CMP	CMP
Punts - Average		4-37.5	5-44.4	YDS	YDS
Penalties - Yards		8-60	6-55	SK/YD	SK/YD
Fumbles - Lost		1-0	3-1	TD	TD
Time of Possession		35:29	24:31	LG	LG
				IN	IN
				RT	RT
				RECEIVING	
				REC	REC
				YDS	YDS
				AVG	AVG
				LG	LG
				TD	TD
				INTERCEPTIONS	
				NO	NO
				YDS	YDS
				AVG	AVG
				LG	LG
				TD	TD
				SACKS	
				C. Heyward 2-14, M. Hilton 1-6, B. Dupree 1-9	
				L. Webb 1-8	
				TACKLES (TOP 3)	
				R. Shazier 11 (10 solo), S. Davis 5 (5 solo), T. Watt 4 (4 solo), A. Burns 4 (4 solo)	
				TACKLES (TOP 3)	
				C. Mosley 12 (10 solo), E. Weddle 8 (4 solo), M. Pierce 7 (5 solo)	



GAME 5: RAVENS 30, RAIDERS 17

Baltimore (3-2) • Oakland (2-3)



Sunday, October 8, 2017 • 4:05 PM ET • Oakland-Alameda County Coliseum • Oakland
 Weather: 72°, Sunny, Wind WNW 8 mph • Attendance: 54,980 • Time: 2:51

The Ravens opened a 21-3 early second-quarter lead on their way to an impressive 30-17 win in Oakland. The victory stopped a two-game Baltimore losing streak and put the Ravens in a first-place tie with Pittsburgh (both 3-2) in the AFC North. QB Joe Flacco set the tone for the day when he hit WR Mike Wallace with a 52-yard bolt on the Ravens' first offensive play of the game. Four snaps later, TE Vince Mayle scored on a 2-yard sweep to give the Ravens a 7-0 lead. On the following series, CB Jimmy Smith picked up a TE Jared Cook fumble, caused by LB Patrick Onwuasor, and raced 47 yards for a 14-0 lead in the game's first four minutes. After K Giorgio Tavecchio's 32-yard FG, the Ravens produced a 15-play, 75-yard TD drive that finished with a RB Javorius Allen 1-yard TD (21-3). After QB E.J. Manuel, who replaced the injured QB Derek Carr, found WR Michael Crabtree for a 41-yard TD, Baltimore produced another long drive (8 plays) that ended with a 22-yard K Justin Tucker FG, producing a 24-10 halftime score. Oakland stormed back in the third quarter to get within 7 (24-17) on a 3-yard RB Marshawn Lynch TD. Once again, the Ravens responded with an important scoring series that ended with a 21-yard Tucker FG to put the lead back at 10 (27-17) early in the final quarter. Tucker then made the final margin 13 with a 44-yard FG with 2:24 remaining in the contest. Flacco's efficient outing included 19 completions on 26 attempts for 222 yards, including 3 to Wallace for 133 yards. Allen rushed 21 times for 73 yards, while RB Alex Collins produced 55 yards on 12 carries. The Ravens limited Lynch to 43 yards on 12 rushes. Crabtree led the Raiders with 6 receptions for 82, while Manuel was 13-of-26 for 159 yards. Baltimore had only 1 penalty for the game.

BALTIMORE RAVENS (Head Coach: John Harbaugh)

OFFENSE		DEFENSE	
TE	82 B. Watson	DE	90 Z. Smith
WR	18 J. Maclin	NT	97 M. Pierce
LT	79 R. Stanley	DT	94 C. Davis
LG	74 J. Hurst	RUSH	55 T. Suggs
C	66 R. Jensen	MLB	57 C. Mosley
RG	68 M. Skura	WLB	48 P. Onwuasor
RT	77 A. Howard	DB	29 M. Humphrey
TE	86 N. Boyle	LCB	24 B. Carr
WR	17 M. Wallace	SS	23 T. Jefferson
QB	5 J. Flacco	FS	32 E. Weddle
RB	28 T. West	RCB	22 J. Smith

OAKLAND RAIDERS (Head Coach: Jack Del Rio)

OFFENSE		DEFENSE	
WR	15 M. Crabtree	DE	97 M. Edwards
LT	72 D. Penn	DT	94 E. Vanderdoes
LG	70 K. Osemele	NT	78 J. Ellis
C	61 R. Hudson	DE	52 K. Mack
RG	76 J. Feliciano	SLB	51 B. Irvin
RT	73 M. Newhouse	MLB	55 M. Lee
TE	87 J. Cook	WLB	57 C. James
TE	89 A. Cooper	LCB	38 T. Carrie
QB	3 E. Manuel	RCB	21 S. Smith
RB	24 M. Lynch	FS	27 R. Nelson
WR	10 S. Roberts	SS	42 K. Joseph

GAME SUMMARY

	1	2	3	4	OT	TOTAL	FIELD GOALS (MADE) & MISSED
BALTIMORE	14	10	0	6	-	30	J. Tucker (22, 21, 44)
OAKLAND	3	7	7	0	-	17	G. Tavecchio (32)

TEAM	QTR	TIME	PLAY DESCRIPTION (extra point)	DRIVE	SCORE
Ravens	1	12:45	V. Mayle 2 yd. run (J. Tucker kick)	5-75, 2:15	7-0
Ravens	1	11:10	J. Smith 47 yd. fumble return (J. Tucker kick)		14-0
Raiders	1	5:07	G. Tavecchio 32 yd. Field Goal	12-61, 6:03	14-3
Ravens	2	11:57	J. Allen 1 yd. run (J. Tucker kick)	15-75, 8:10	21-3
Raiders	2	9:11	M. Crabtree 41 yd. pass from E. Manuel (G. Tavecchio kick)	6-75, 2:46	21-10
Ravens	2	5:18	J. Tucker 22 yd. Field Goal	8-70, 3:53	24-10
Raiders	3	3:46	M. Lynch 3 yd. run (G. Tavecchio kick)	12-65, 4:42	24-17
Ravens	4	13:10	J. Tucker 21 yd. Field Goal	12-72, 5:36	27-17
Ravens	4	2:24	J. Tucker 44 yd. Field Goal	13-54, 6:26	30-17

OFFICIALS – Referee: Brad Allen (122), Umpire: Fred Bryan (11), Down Judge: Jim Mello (48), Line Judge: Brian Bolinger (40), Side Judge: Dyrol Prioleau (109), Field Judge: Tom Hill (97), Back Judge: Shawn Hochuli (83)

TEAM STATISTICS

	RAVENS	RAIDERS
First Downs	19 (11-8-0)	15 (7-8-0)
Third Downs	7-14 (50%)	6-12 (50%)
Fourth Downs	0-0 (0%)	0-1 (0%)
Total Net Yards	365	245
Plays – Average	65-5.6	54-4.5
Net Yds Rushing	143	108
Rushes – Average	39-3.7	25-4.3
Net Yards Passing	222	137
Att. – Yds Lost – Gross Pass.	0-0-222	3-22-159
Passes Att. – Comp. – INT	26-19-0	26-13-0
Red Zone	2-5 (40%)	1-2 (50%)
Goal-to-Go	2-4 (50%)	1-1 (100%)
Punts – Average	3-39.0	4-49.3
Penalties – Yards	1-5	3-24
Fumbles – Lost	1-0	1-1
Time of Possession	33:43	26:17

INDIVIDUAL STATISTICS

RAVENS											RAIDERS										
RUSHING											RUSHING										
J. Allen	21	73	3.5	9	1	M. Lynch	12	43	3.6	9	1										
A. Collins	12	55	4.6	25	0	J. Richard	9	37	4.1	14	0										
T. West	2	17	8.5	13	0	E. Manuel	2	15	7.5	10	0										
V. Mayle	1	2	2.0	2	1	J. Olawale	2	13	6.5	11	0										
J. Flacco	3	-4	-1.3	-1	0	Total	25	108	4.3	14	1										
Total	39	143	3.7	25	2	PASSING															
PASSING											PASSING										
J. Flacco	26	19	222	0/0	0	54	0	98.6	E. Manuel	26	13	159	3/22	1	41	0	82.1				
Total	26	19	222	0/0	0	54	0	98.6	Total	26	13	159	3/22	1	41	0	82.1				
RECEIVING											RECEIVING										
J. Maclin	6	43	7.2	14	0	M. Crabtree	6	82	13.7	41	1										
J. Allen	4	12	3.0	8	0	J. Cook	3	25	8.3	17	0										
M. Wallace	3	133	44.3	54	0	S. Roberts	2	34	17.0	22	0										
B. Perriman	2	15	7.5	13	0	M. Lynch	1	10	10.0	10	0										
B. Watson	2	2	1.0	4	0	A. Cooper	1	8	8.0	8	0										
N. Boyle	1	9	9.0	9	0	Total	13	159	12.2	41	1										
M. Campanaro	1	8	8.0	8	0	INTERCEPTIONS															
Total	19	222	11.7	54	0	INTERCEPTIONS															
INTERCEPTIONS											INTERCEPTIONS										
None	0	0	0.0	0	0	None	0	0	0.0	0	0										
Total	0	0	0.0	0	0	Total	0	0	0.0	0	0										
SACKS											SACKS										
SACKS											SACKS										
A. Levine Sr. 1-8, T. Jefferson 1-8, T. Suggs 1-6											None										
TACKLES (TOP 3)											TACKLES (TOP 3)										
TACKLES (TOP 3)											TACKLES (TOP 3)										
E. Weddle 7 (4 solo), C. Mosley 6 (3 solo), W. Henry 5 (3 solo), P. Onwuasor 5 (3 solo)											K. Joseph 9 (6 solo), K. Mack 8 (6 solo), T. Carrie 7 (6 solo)										



GAME 6: BEARS 27, RAVENS 24 (OT)

Baltimore (3-3) · Chicago (2-4)



Sunday, October 15, 2017 · 1:02 PM ET · M&T Bank Stadium · Baltimore
 Weather: 69°, Partly Cloudy, Wind S 7 mph · Attendance: 70,616 · Time: 3:26

A dramatic comeback by the Ravens fell short when the Bears won in overtime, 27-24. Two Baltimore special teams' TDs, including a 77-yard punt return by WR Michael Campanaro that tied the game with 1:37 left in regulation, helped the Ravens rebound from a 17-3, third-quarter deficit. However, K Connor Barth kicked a 40-yard FG with 2:08 remaining in OT to lift the visiting Bears to victory. Chicago rode a defense that created 3 turnovers, including 2 INTs that were converted into TDs. (Both INTs came off passes that deflected off Ravens receivers.) The Bears also depended on a run-driven offense that featured 231 rushing yards, the most ever in a game against the Ravens, including 167 by RB Jordan Howard, whose 53-yard run in OT helped set up the winning FG. After a scoreless first quarter, the Bears took a 3-0 lead on a 24-yard Barth FG. Chicago then used a 21-yard halfback pass from RB Tarik Cohen to TE Zach Miller for the game's first TD and a 10-0 lead. Ravens K Justin Tucker's 27-yard FG made the score 10-3 at the half. Rookie QB Mitchell Trubisky, starting the first road game of his career, threw a 27-yard TD to TE Dion Sims to push the Bears' lead to 17-3 in the third period. Ravens RB Bobby Rainey, who had been signed earlier in the week, then brought the home crowd to life with a 96-yard kick return for a score (17-10). (It was the first time in team history that the Ravens returned both a kickoff and punt for touchdowns in the same game.) A 31-yard FG by Tucker brought the Ravens within 4 (17-13) with 11:26 left in the game. Chicago's S Adrian Amos then grabbed a deflected pass off WR Chris Moore and raced 90 yards to the end zone, making the score 24-13 with 5:08 remaining. A 50-yard Tucker FG got the Ravens within 8 (24-16) with 2:56 showing on the clock. Campanaro's punt return, followed by QB Joe Flacco's 2-point conversion to TE Nick Boyle, tied the game at 24 at the end of the fourth quarter. The Ravens had the ball at their 40 on their lone possession in the overtime, but failed to gain a first down. The Bears then used the long run by Howard to move the ball to Baltimore's 40. Trubisky, who completed just 8 of 16 for 113 yards, hit WR Kendall Wright with an 18-yard first-down throw to the Ravens' 23 on a third-and-11 to set up the winning FG.

CHICAGO BEARS (Head Coach: John Fox)

OFFENSE			DEFENSE		
TE	88	D. Sims	DE	96	A. Hicks
WR	19	T. Gentry	NT	91	E. Goldman
RT	70	B. Massie	DE	98	M. Unrein
RG	75	K. Long	OLB	93	S. Acho
C	65	C. Whitehair	ILB	52	C. Jones
LG	71	J. Sitton	ILB	59	D. Trevathan
LT	72	C. Leno	OLB	94	L. Floyd
TE	87	A. Shaheen	CB	20	P. Amukamara
QB	10	M. Trubisky	S	38	A. Amos
RB	24	Jo. Howard	S	39	E. Jackson
WR	18	T. McBride	CB	23	K. Fuller

BALTIMORE RAVENS (Head Coach: John Harbaugh)

OFFENSE			DEFENSE		
TE	86	N. Boyle	DE	93	C. Wormley
WR	17	M. Wallace	NT	97	M. Pierce
LT	79	R. Stanley	DT	69	W. Henry
LG	74	J. Hurst	RUSH	55	T. Suggs
C	66	R. Jensen	MLB	57	C. Mosley
RG	71	J. Eluemunor	WLB	48	P. Onwuasor
RT	77	A. Howard	SLB	99	M. Judon
TE	82	B. Watson	LCB	24	B. Carr
WR	11	B. Perriman	SS	23	T. Jefferson
QB	5	J. Flacco	FS	32	E. Weddle
RB	34	A. Collins	RCB	22	J. Smith

GAME SUMMARY

	1	2	3	4	OT	TOTAL	FIELD GOALS (MADE) & MISSED
CHICAGO	0	10	7	7	3	27	C. Barth (24, 40)
BALTIMORE	0	3	7	14	0	24	J. Tucker (27, 31, 50)

TEAM	QTR	TIME	PLAY DESCRIPTION (extra point)	DRIVE	SCORE
Bears	2	10:54	C. Barth 24 yd. Field Goal	10-60, 4:19	3-0
Bears	2	2:53	Z. Miller 21 yd. pass from T. Cohen (C. Barth kick)	2-20, 0:43	10-0
Ravens	2	0:03	J. Tucker 27 yd. Field Goal	12-55, 1:37	10-3
Bears	3	6:01	D. Sims 27 yd. pass from M. Trubisky (C. Barth kick)	7-66, 3:41	17-3
Ravens	3	5:47	B. Rainey 96 yd. kickoff return (J. Tucker kick)		17-10
Ravens	4	11:26	J. Tucker 31 yd. Field Goal	10-26, 3:58	17-13
Bears	4	5:08	A. Amos 90 yd. interception return (C. Barth kick)		24-13
Ravens	4	2:56	J. Tucker 50 yd. Field Goal	10-44, 2:12	24-16
Ravens	4	1:37	M. Campanaro 77 yd. punt return (J. Flacco-N. Boyle pass)		24-24
Bears	5	2:06	C. Barth 40 yd. Field Goal	8-71, 3:34	27-24

OFFICIALS – Referee: Ed Hochuli (85), Umpire: Shawn Smith (14), Down Judge: Greg Bradley (98), Line Judge: Rusty Baynes (59), Side Judge: Alex Kemp (55), Field Judge: Dale Shaw (104), Back Judge: Scott Helverson (93)

TEAM STATISTICS		BEARS	RAVENS	INDIVIDUAL STATISTICS																								
First Downs		18 (10-5-3)	16 (5-9-2)	BEARS						RAVENS																		
Third Downs		5-17 (29%)	3-18 (17%)	RUSHING			ATT	YDS	AVG	LG	TD	RUSHING			ATT	YDS	AVG	LG	TD									
Fourth Downs		0-0 (0%)	1-1 (100%)	Jo. Howard	36	167	4.6	53	0	A. Collins	15	74	4.9	30	0													
Total Net Yards		342	291	T. Cohen	14	32	2.3	9	0	J. Allen	10	49	4.9	12	0													
Plays – Average		75-4.6	70-4.2	M. Trubisky	4	32	8.0	19	0	J. Flacco	1	2	2.0	2	0													
Net Yds Rushing		231	125	Total	54	231	4.3	53	0	Total	26	125	4.8	30	0													
Rushes – Average		54-4.3	26-4.8	PASSING			ATT	CMP	YDS	SK/YD	TD	LG	IN	RT	PASSING			ATT	CMP	YDS	SK/YD	TD	LG	IN	RT			
Net Yds Passing		111	166	M. Trubisky	16	8	113	4/23	1	27	0	94.0	J. Flacco	41	24	180	3/14	0	17	2	48.8							
Att. – Yds Lost – Gross Pass.		4-23-134	3-14-180	T. Cohen	1	1	21	0/0	1	21	0	158.3	Total	41	24	180	3/14	0	17	2	48.8							
Passes Att. – Comp. – INT		17-9-0	41-24-2	Total	17	9	134	4/23	2	27	0	118.3	RECEIVING			REC	YDS	AVG	LG	TD	RECEIVING			REC	YDS	AVG	LG	TD
Red Zone		0-1 (0%)	0-2 (0%)	D. Sims	2	42	21.0	27	1	B. Watson	6	28	4.7	13	0													
Goal-to-Go		0-0 (0%)	0-2 (0%)	K. Wright	2	36	18.0	18	0	C. Moore	3	44	14.7	17	0													
Punts – Average		9-46.7	7-55.0	Z. Miller	2	25	12.5	21	1	M. Wallace	3	30	10.0	16	0													
Penalties – Yards		5-44	8-69	T. Cohen	1	14	14.0	14	0	M. Campanaro	3	24	8.0	13	0													
Fumbles – Lost		4-2	1-1	Jo. Howard	1	9	9.0	9	0	J. Allen	3	17	5.7	14	0													
Time of Possession		36:45	31:09	M. Burton	1	8	8.0	8	0	N. Boyle	2	15	7.5	12	0													
				T. Gentry	0	0	0.0	0	0	B. Rainey	2	11	5.5	6	0													
				Total	9	134	14.9	27	2	M. Williams	1	6	6.0	6	0													
				INTERCEPTIONS			NO	YDS	AVG	LG	TD	INTERCEPTIONS			NO	YDS	AVG	LG	TD									
				A. Amos	1	90	90.0	90	1	C. Matthews	1	5	5.0	5	0													
				B. Callahan	1	52	52.0	52	0	Total	24	180	7.5	17	0													
				Total	2	142	71.0	90	1	SACKS			SACKS															
				SACKS			SACKS			SACKS			SACKS															
				D. Trevathan 1-7, A. Hicks 1-5, P. McPhee 1-2	D. Trevathan 1-7, A. Hicks 1-5, P. McPhee 1-2			D. Trevathan 1-7, A. Hicks 1-5, P. McPhee 1-2			D. Trevathan 1-7, A. Hicks 1-5, P. McPhee 1-2																	
				TACKLES (TOP 3)			TACKLES (TOP 3)			TACKLES (TOP 3)			TACKLES (TOP 3)															
				A. Amos 8 (6 solo), C. Jones 8 (4 solo), 4 tied with 6	A. Amos 8 (6 solo), C. Jones 8 (4 solo), 4 tied with 6			A. Amos 8 (6 solo), C. Jones 8 (4 solo), 4 tied with 6			A. Amos 8 (6 solo), C. Jones 8 (4 solo), 4 tied with 6																	



GAME 7: VIKINGS 24, RAVENS 16

Baltimore (3-4) • Minnesota (5-2)

Sunday, October 22, 2017 • 1:02 PM ET • U.S. Bank Stadium • Minneapolis

Weather: Indoors • Attendance: 66,751 • Time: 2:48



Vikings K Kai Forbath kicked 6 field goals, RB Latavius Murray rushed for 113 yards, and the Minnesota defense suffocated the Ravens' offense in Baltimore's 24-16 loss at U.S. Bank Stadium. The Ravens played without starting wide receivers WR Jeremy Maclin (shoulder) and WR Breshad Perriman (concussion), plus reserve WR Chris Matthews (thigh). Then, WR Mike Wallace suffered a concussion on the second possession of the game, leaving the Ravens with just three healthy players at the position, one of whom (WR Griff Whalen) had signed earlier that week. The Vikings sacked QB Joe Flacco 5 times and did not allow a touchdown until the final play of the game when Flacco hit WR Chris Moore with a 13-yard scoring strike. K Justin Tucker converted 3 FGs, including a 57-yarder in the first half when neither team scored a touchdown. Baltimore took a 3-0 lead on a 48-yard Tucker FG. Forbath then blasted 52- and 51-yard FGs before Tucker's long tied the game at 6. Forbath then hit a 43-yarder with 35 seconds left in the second quarter. The Vikings opened the third period with another Forbath FG (43) to take a 12-6 lead. After a three-and-out by the Ravens, Minnesota produced its lone TD drive of the day, ending when Murray took an inside handoff and raced 29 yards to the end zone. A missed PAT made the score 18-6. The Ravens tried to rally on the following series, but fell short, settling for another Tucker FG (47). Forbath added 2 more FGs (34 and 32 yards) in the fourth quarter. The 9 FGs made in the contest tied an NFL record for most in one game. The Ravens managed just 208 yards of total offense with 68 added on the game's final drive. The Vikings produced 357 yards with 169 coming on the ground. QB Case Keenum completed 20 of 31 for 188, with TE Kyle Rudolph and WR Adam Thielen each catching 5 for 43 and 41 yards, respectively. Flacco was 27-of-39 for 186 yards, including 8 to RB Javorius Allen for only 29 yards. CB Brandon Carr stole a first-quarter INT to set up the Ravens' initial FG.

BALTIMORE RAVENS (Head Coach: John Harbaugh)

OFFENSE			DEFENSE		
TE	86	N. Boyle	DE	98	B. Williams
WR	17	M. Wallace	NT	97	M. Pierce
LT	79	R. Stanley	DE	93	C. Wormley
LG	74	J. Hurst	RUSH	55	T. Suggs
C	66	R. Jensen	MLB	57	C. Mosley
RG	71	J. Eluemunor	WLB	48	P. Onwuasor
RT	77	A. Howard	SLB	99	M. Judon
TE	82	B. Watson	LCB	24	B. Carr
WR	10	C. Moore	SS	23	T. Jefferson
QB	5	J. Flacco	FS	32	E. Weddle
RB	34	A. Collins	RCB	22	J. Smith

MINNESOTA VIKINGS (Head Coach: Mike Zimmer)

OFFENSE			DEFENSE		
WR	19	A. Thielen	LE	99	D. Hunter
LT	71	R. Reiff	DT	92	T. Johnson
LG	75	J. Sirles	NT	98	L. Joseph
C	65	P. Elflein	RE	97	E. Griffen
RG	61	J. Berger	CB	42	B. Gedeon
RT	74	M. Remmers	MLB	54	E. Kendricks
TE	82	K. Rudolph	SLB	55	A. Barr
WR	11	L. Treadwell	LCB	26	T. Waynes
QB	7	C. Keenum	RCB	29	X. Rhodes
TE	81	B. Bell	SS	34	A. Sendejoo
RB	25	L. Murray	FS	22	H. Smith

GAME SUMMARY

	1	2	3	4	OT	TOTAL	FIELD GOALS (MADE) & MISSED
BALTIMORE	3	3	3	7	-	16	J. Tucker (48, 57, 47)
MINNESOTA	3	6	9	6	-	24	K. Forbath (52, 51, 43, 43, 34, 32)

TEAM	QTR	TIME	PLAY DESCRIPTION (extra point)	DRIVE	SCORE
Ravens	1	8:30	J. Tucker 48 yd. Field Goal	9-35, 4:11	3-0
Vikings	1	3:39	K. Forbath 52 yd. Field Goal	12-41, 4:51	3-3
Vikings	2	12:55	K. Forbath 51 yd. Field Goal	8-38, 2:50	3-6
Ravens	2	9:56	J. Tucker 57 yd. Field Goal	6-33, 2:59	6-6
Vikings	2	0:35	K. Forbath 43 yd. Field Goal	15-60, 7:01	6-9
Vikings	3	10:53	K. Forbath 43 yd. Field Goal	7-50, 4:07	6-12
Vikings	3	7:58	L. Murray 29 yd. run (kick failed, hru)	3-45, 1:21	6-18
Ravens	3	2:58	J. Tucker 47 yd. Field Goal	10-46, 5:00	9-18
Vikings	4	11:54	K. Forbath 34 yd. Field Goal	6-35, 2:15	9-21
Vikings	4	3:03	K. Forbath 32 yd. Field Goal	12-64, 6:47	9-24
Ravens	4	0:00	C. Moore 13 yd. pass from J. Flacco (J. Tucker kick)	14-68, 3:03	16-24

OFFICIALS – Referee: Carl Cheffers (51), Umpire: Clay Martin (19), Down Judge: Thomas Symonette (100), Line Judge: Tom Stephan (68), Side Judge: Brad Freeman (88), Field Judge: Mearl Robinson (31), Back Judge: Jim Quirk (5)

TEAM STATISTICS

	RAVENS	VIKINGS
First Downs	16 (4-10-2)	17 (5-11-1)
Third Downs	6-16 (38%)	7-15 (47%)
Fourth Downs	1-1 (100%)	0-0 (0%)
Total Net Yards	208	357
Plays – Average	64-3.3	64-5.6
Net Yds Rushing	64	169
Rushes – Average	20-3.2	33-5.1
Net Yards Passing	144	188
Att. – Yds Lost – Gross Pass.	5-42-186	0-0-188
Passes Att. – Comp. – INT	39-27-0	31-20-1
Red Zone	1-1 (100%)	0-3 (0%)
Goal-to-Go	0-0 (0%)	0-0 (0%)
Punts – Average	6-48.2	2-46.0
Penalties – Yards	3-15	4-47
Fumbles – Lost	3-0	0-0
Time of Possession	27:59	32:01

INDIVIDUAL STATISTICS

RAVENS											VIKINGS													
RUSHING						ATT	YDS	AVG	LG	TD	RUSHING						ATT	YDS	AVG	LG	TD			
A. Collins						10	30	3.0	8	0	L. Murray						18	113	6.3	35	1			
J. Allen						6	20	3.3	7	0	J. McKinnon						14	47	3.4	7	0			
M. Campanaro						1	19	19.0	19	0	C. Keenum						1	9	9.0	9	0			
V. Mayle						1	0	0.0	0	0	Total						33	169	5.1	35	1			
J. Flacco						1	0	0.0	0	0	PASSING						ATT	CMP	YDS	SK/YD	TD	LG	IN	RT
C. Moore						-5	-5	-5.0	-5	0	J. Flacco						39	27	186	5/42	1	23	0	88.2
Total						20	64	3.2	19	0	Total						31	20	188	0/0	0	30	1	67.7
RECEIVING						REC	YDS	AVG	LG	TD	RECEIVING						REC	YDS	AVG	LG	TD			
J. Allen						8	29	3.6	12	0	K. Rudolph						5	43	8.6	19	0			
B. Watson						5	38	7.6	20	0	A. Thielen						5	41	8.2	14	0			
G. Whalen						4	23	5.8	9	0	J. Wright						3	54	18.0	30	0			
M. Campanaro						3	31	10.3	18	0	L. Treadwell						3	28	9.3	11	0			
C. Moore						2	36	18.0	23	1	J. McKinnon						3	10	3.3	9	0			
N. Boyle						2	12	6.0	8	0	C. Ham						1	12	12.0	12	0			
B. Rainey						2	8	4.0	12	0	Total						20	188	9.4	30	0			
M. Wallace						1	9	9.0	9	0	INTERCEPTIONS						NO	YDS	AVG	LG	TD			
Total						27	186	6.9	23	1	B. Carr						1	33	33.0	33	0			
INTERCEPTIONS						NO	YDS	AVG	LG	TD	Total						0	0	0.0	0	0			
None						1	33	33.0	33	0	SACKS						E. Griffen 2-16, A. Barr 1-11, D. Hunter 1-8, T. Johnson 1-7							
TACKLES (TOP 3)						C. Mosley 9 (6 solo), B. Carr 6 (5 solo), P. Onwuasor 6 (5 solo)						TACKLES (TOP 3)						E. Kendricks 13 (10 solo), A. Barr 11 (6 solo), E. Griffen 6 (5 solo)						



GAME 8: RAVENS 40, DOLPHINS 0

Baltimore (4-4) • Miami (4-3)

Thursday, October 26, 2017 • 8:26 PM ET • M&T Bank Stadium • Baltimore

Weather: 56°, Partly Cloudy, Wind W 9 mph • Attendance: 70,408 • Time: 3:09



The Ravens were dominant in all phases when they shut out the visiting Dolphins at M&T Bank Stadium, 40-0, in a Thursday night special. It was the Ravens' second shutout of the season and the third-largest margin of victory in team history. Baltimore's defense produced 2 fourth-quarter TDs, the first by ILB C.J. Mosley on a 63-yard theft and sprint. The second came on a 50-yard INT by CB Jimmy Smith. The Dolphins produced only 196 yards on offense, the lowest allowed by the Ravens this season. Despite RB Jay Ajayi posting a 21-yard run on his first carry, the Ravens' "D" limited Miami to 45 rushing yards. The win stopped a three-game Dolphins' winning streak. QB Joe Flacco, who was 10-of-15 for 101 yards and whose 34-yard TD pass to WR Jeremy Maclin gave the Ravens a 7-0, first-quarter lead, left the game with a concussion after being hit by LB Kiko Alonso in the second quarter. RB Alex Collins produced a career-high 113 rushing yards on 18 carries as part of the 174 ground yards by the Ravens. K Justin Tucker added FGs of 55 and 48 yards, both coming in the second quarter. QB Ryan Mallett, who replaced Flacco and was 3-of-7 for 20 yards, threw a 2-yard TD to TE Benjamin Watson at the end of the second quarter, giving the Ravens a 20-0 halftime lead. The teams were scoreless in the third quarter. Along with the 2 INTs for TDs, the Ravens added a third fourth-quarter TD when WR Chris Moore recovered a Mallett fumble in the end zone. Miami QB Matt Moore was 25-of-44 for 176. It was Baltimore's ninth-consecutive primetime triumph at home (6-0 under John Harbaugh). The Ravens' defense registered 11 tackles for loss, tying its single-season high (also 11 vs. Chicago.) DT Brandon Williams led the team with 3 TFL, posting 4 overall stops. The game is the largest shutout win (40 points) by the Ravens in their history. The next best mark is 37 points on 9/24/00 vs. Cincinnati.

MIAMI DOLPHINS (Head Coach: Adam Gase)

OFFENSE		DEFENSE	
WR	10 K. Stills	DE	90 C. Harris
LT	67 L. Tunsil	DT	93 N. Suh
LG	77 J. Davis	DT	56 D. Godchaux
C	51 M. Pouncey	DE	91 C. Wake
RG	74 J. Bushrod	LB	47 K. Alonso
RT	70 J. James	LB	94 L. Timmons
TE	89 J. Thomas	LB	58 R. Mauluga
TE	80 A. Fasano	CB	30 C. Tankersley
QB	8 M. Moore	CB	25 X. Howard
RB	23 J. Ajayi	S	20 R. Jones
WR	14 J. Landry	S	29 N. Allen

BALTIMORE RAVENS (Head Coach: John Harbaugh)

OFFENSE		DEFENSE	
TE	86 N. Boyle	DT	98 B. Williams
WR	18 J. Maclin	NT	97 M. Pierce
LT	79 R. Stanley	DE	94 C. Davis
LG	74 J. Hurst	RUSH	55 T. Suggs
C	66 R. Jensen	MLB	57 C. Mosley
RG	68 M. Skura	WLB	48 P. Onwuasor
RT	77 A. Howard	SLB	99 M. Judon
TE	82 B. Watson	LCB	24 B. Carr
WR	11 B. Perriman	SS	23 T. Jefferson
QB	5 J. Flacco	FS	32 E. Weddle
RB	34 A. Collins	RCB	22 J. Smith

GAME SUMMARY

	1	2	3	4	OT	TOTAL	FIELD GOALS (MADE) & MISSED
MIAMI	0	0	0	0	0	0	C. Parkey 50WR
BALTIMORE	7	13	0	20	0	40	J. Tucker (55, 48) 46B

TEAM	QTR	TIME	PLAY DESCRIPTION (extra point)	DRIVE	SCORE
Ravens	1	8:19	J. Maclin 34 yd. pass from J. Flacco (J. Tucker kick)	3-40, 0:50	0-7
Ravens	2	13:16	J. Tucker 55 yd. Field Goal	7-35, 2:51	0-10
Ravens	2	8:02	J. Tucker 48 yd. Field Goal	8-30, 3:48	0-13
Ravens	2	1:56	B. Watson 2 yd. pass from R. Mallett (J. Tucker kick)	8-60, 3:04	0-20
Ravens	4	14:15	C. Mosley 63 yd. interception return (pass failed)		0-26
Ravens	4	6:39	C. Moore fumble recovery in end zone (J. Tucker kick)	8-38, 4:44	0-33
Ravens	4	4:28	J. Smith 50 yd. interception return (J. Tucker kick)		0-40

OFFICIALS – Referee: John Parry (132), Umpire: Mark Pellis (131), Down Judge: Michael Spanier (90), Line Judge: Jeff Seeman (45), Side Judge: Keith Washington (7), Field Judge: David Meslow (118), Back Judge: Perry Paganelli (46)

TEAM STATISTICS			DOLPHINS			RAVENS		
First Downs	13 (3-9-1)	19 (9-7-3)						
Third Downs	4-15 (27%)	3-13 (23%)						
Fourth Downs	0-2 (0%)	0-0 (0%)						
Total Net Yards	196	295						
Plays – Average	66-3.0	62-4.8						
Net Yds Rushing	45	147						
Rushes – Average	19-2.4	40-4.4						
Net Yards Passing	151	121						
Att. – Yds Lost – Gross Pass.	3-25-176	0-0-121						
Passes Att. – Comp. – INT	44-25-2	22-13-0						
Red Zone	0-0 (0%)	2-2 (100%)						
Goal-to-Go	0-0 (0%)	2-2 (100%)						
Punts – Average	8-41.0	5-45.0						
Penalties – Yards	7-43	5-40						
Fumbles – Lost	0-0	1-0						
Time of Possession	28:46	31:14						

INDIVIDUAL STATISTICS																	
DOLPHINS						RAVENS											
RUSHING	ATT	YDS	AVG	LG	TD	RUSHING	ATT	YDS	AVG	LG	TD						
J. Ajayi	13	23	1.8	21	0	A. Collins	18	113	6.3	19	0						
K. Drake	6	22	3.7	12	0	J. Allen	17	55	3.2	9	0						
						J. Flacco	1	9	9.0	9	0						
						R. Mallett	4	-3	-0.8	0	0						
Total	19	45	2.4	21	0	Total	40	174	4.4	19	0						
PASSING	ATT	CMP	YDS	SK/YD	TD	LG	IN	RT	PASSING	ATT	CMP	YDS	SK/YD	TD	LG	IN	RT
M. Moore	44	25	176	3/25	0	28	2	47.2	J. Flacco	15	10	101	0/0	1	34	0	107.9
									R. Mallett	7	3	20	0/0	1	12	0	89.9
Total	44	25	134	3/25	0	28	2	47.2	Total	22	13	121	0/0	2	34	0	104.5
RECEIVING	REC	YDS	AVG	LG	TD	RECEIVING	REC	YDS	AVG	LG	TD						
L. Carroo	6	48	8.0	14	0	N. Boyle	4	29	7.3	12	0						
K. Stills	5	65	13.0	28	0	J. Maclin	3	53	17.7	34	1						
J. Landry	5	33	6.6	14	0	A. Collins	2	30	15.0	27	0						
J. Ajayi	4	18	4.5	6	0	B. Watson	2	6	3.0	4	1						
A. Fasano	2	11	5.5	7	0	J. Allen	1	2	2.0	2	0						
J. Thomas	2	2	1.0	3	0	P. Ricard	1	1	1.0	1	0						
D. Williams	1	-1	-1.0	-1	0												
Total	25	176	7.0	28	0	Total	13	121	9.3	34	2						
INTERCEPTIONS	NO	YDS	AVG	LG	TD	INTERCEPTIONS	NO	YDS	AVG	LG	TD						
						C. Mosley	1	63	63.0	63	1						
						J. Smith	1	50	50.0	50	1						
Total	0	0	0	0	0	Total	2	113	56.5	63	2						
SACKS	SACKS																
None	A. Levine Sr. 1-8, T. Bowser 1-5, C. Mosley 0.5-6, Z. Smith 0.5-6																
TACKLES (TOP 3)	TACKLES (TOP 3)																
L. Timmons 13 (8 solo), K. Alonso 9 (8 solo), R. Jones 6 (3 solo)	B. Carr 7 (7 solo), L. Webb 5 (5 solo), Four tied with 4																



GAME 9: TITANS 23, RAVENS 20

Baltimore (4-5) • Tennessee (5-3)

Sunday, November 5, 2017 - 1:02 PM ET • Nissan Stadium • Nashville
Weather: 75°, Cloudy, Wind WSW 10 mph • Attendance: 67,322 • Time: 3:07



Heading into their Week 10 bye, the Ravens recorded their third loss in four games as Tennessee outlasted Baltimore, 23-20, at Nissan Stadium. The Ravens rallied in the fourth quarter with 2 Joe Flacco TD passes in the final 8:56, but the Titans scored a critical fourth-quarter touchdown of their own, which proved too much for Baltimore to overcome. The Titans jumped out to a 10-3, first-quarter lead on their opening drive with K Ryan Succop's 48-yard field goal and a QB Marcus Mariota-to-WR Rishard Matthews 16-yard touchdown. The score followed a K Justin Tucker field goal (30 yards) on the Ravens' first possession. On the Ravens' second drive, a deep ball intended for WR Breshad Perriman was intercepted by S Keith Byard, who had 2 picks in the game, and the Titans converted with the Matthews' TD. Baltimore cut the lead to 10-6 early in the second quarter with Tucker's second field goal (49 yards). Tennessee then capitalized on a Ravens' roughing the passer penalty (OLB Za'Darius Smith) when RB Derrick Henry raced into the end zone on a 1-yard run. After a failed PAT that was wide right, the Titans extended their lead to 16-6 at the half. At the end of a scoreless third quarter, Baltimore was driving and attempted its third fourth-down conversion of the day on a handoff to RB Javorius Allen up the middle, and it appeared he had gotten enough for a first down, but the ball was spotted short of the marker. The Ravens challenged the spot, but lost on the official review. Baltimore grabbed the ball right back after a S Eric Weddle INT and then scored on a Flacco-to-Allen 3-yard TD, cutting the deficit to 3 points (16-13). But the Ravens' defense failed to keep the Titans out of the end zone, as Tennessee drove 75 yards and scored on an 11-yard Mariota-to-WR Eric Decker pass. WR Mike Wallace secured a 1-yard TD pass with 0:46 seconds to go, but Tucker's onside kick attempt failed. The Ravens lost despite limiting the Titans, the NFL's eighth-ranked rushing team, to 71 yards on the ground and winning the time of possession battle 32:22 to 27:38.

BALTIMORE RAVENS (Head Coach: John Harbaugh)

OFFENSE

TE	87	M. Williams
WR	17	M. Wallace
LT	79	R. Stanley
LG	74	J. Hurst
C	66	R. Jensen
RG	68	M. Skura
RT	77	A. Howard
TE	82	B. Watson
WR	18	J. Maclin
QB	5	J. Flacco
RB	34	A. Collins

DEFENSE

DT	98	B. Williams
NT	97	M. Pierce
DE	94	C. Davis
RUSH	55	T. Suggs
MLB	57	C. Mosley
WLB	48	P. Onwuasor
SLB	99	M. Judon
LCB	24	B. Carr
SS	23	T. Jefferson
FS	32	E. Weddle
RCB	22	J. Smith

TENNESSEE TITANS (Head Coach: Mike Mularkey)

OFFENSE

WR	18	R. Matthews
TE	89	P. Supernaw
LT	77	T. Lewan
LG	62	B. Schwenke
C	60	B. Jones
RG	64	J. Kline
RT	78	J. Conklin
WR	84	C. Davis
QB	8	M. Mariota
TE	81	J. Smith
RB	29	D. Murray

DEFENSE

DE	90	D. Jones
NT	96	S. Williams
DT	99	J. Casey
OLB	91	D. Morgan
ILB	59	W. Woodyard
ILB	54	A. Williamson
OLB	98	B. Orakpo
CB	25	A. Jackson
SS	37	J. Cyprien
FS	31	K. Byard
CB	26	L. Ryan

GAME SUMMARY

	1	2	3	4	OT	TOTAL	FIELD GOALS (MADE) & MISSED
BALTIMORE	3	3	0	14	-	20	J. Tucker (30, 49)
TENNESSEE	10	6	0	7	-	23	R. Succop (48)

TEAM	QTR	TIME	PLAY DESCRIPTION (extra point)	DRIVE	SCORE
Titans	1	10:58	R. Succop 48 yd. Field Goal	7-45, 4:02	0-3
Ravens	1	5:59	J. Tucker 30 yd. Field Goal	12-63, 4:59	3-3
Titans	1	1:04	R. Matthews 16 yd. pass from M. Mariota (R. Succop kick)	3-46, 1:21	3-10
Ravens	2	9:56	J. Tucker 49 yd. Field Goal	13-44, 6:08	6-10
Titans	2	2:24	D. Henry 1 yd. run (kick failed, wr)	7-26, 3:10	6-16
Ravens	4	8:56	J. Allen 3 yd. pass from J. Flacco (J. Tucker kick)	6-42, 2:55	13-16
Titans	4	3:58	E. Decker 11 yd. pass from M. Mariota (R. Succop kick)	9-75, 4:58	13-23
Ravens	4	0:46	M. Wallace 1 yd. pass from J. Flacco (J. Tucker kick)	16-75, 3:12	20-23

OFFICIALS – Referee: John Hussey (35), Umpire: Tony Michalek (115), Down Judge: Ed Walker (123), Line Judge: Ron Marinucci (107), Side Judge: Allen Baynes (56), Field Judge: Jimmy Buchanan (86), Back Judge: Keith Ferguson (61)

TEAM STATISTICS

	RAVENS	TITANS
First Downs	24 (4-19-1)	14 (3-10-1)
Third Downs	6-16 (38%)	3-11 (27%)
Fourth Downs	3-4 (75%)	0-0 (0%)
Total Net Yards	341	257
Plays – Average	77-4.4	52-4.9
Net Yds Rushing	73	71
Rushes – Average	22-3.3	21-3.4
Net Yards Passing	268	186
Att. – Yds Lost – Gross Pass.	2-9-277	3-32-218
Passes Att. – Comp. – INT	53-35-2	28-19-1
Red Zone	2-4 (50%)	3-3 (100%)
Goal-to-Go	1-1 (100%)	1-1 (100%)
Punts – Average	4-45.0	5-51.2
Penalties – Yards	6-39	3-39
Fumbles – Lost	1-0	0-0
Time of Possession	32:22	27:38

INDIVIDUAL STATISTICS

RAVENS											TITANS										
RUSHING	ATT	YDS	AVG	LG	TD	RUSHING	ATT	YDS	AVG	LG	TD	RUSHING	ATT	YDS	AVG	LG	TD				
A. Collins	13	43	3.3	14	0	D. Henry	8	26	3.3	10	1	D. Henry	8	26	3.3	10	1				
J. Allen	7	21	3.0	7	0	A. Jackson	1	20	20.0	20	0	A. Jackson	1	20	20.0	20	0				
J. Flacco	1	7	7.0	7	0	D. Murray	9	19	2.1	7	0	D. Murray	9	19	2.1	7	0				
B. Rainey	1	2	2.0	2	0	M. Mariota	3	6	2.0	7	0	M. Mariota	3	6	2.0	7	0				
Total	22	73	3.3	14	0	Total	21	71	3.4	20	1	Total	21	71	3.4	20	1				
PASSING	ATT	CMP	YDS	SK/YD	TD	LG	IN	RT	PASSING	ATT	CMP	YDS	SK/YD	TD	LG	IN	RT				
J. Flacco	52	34	261	2/9	2	19	2	74.3	M. Mariota	28	19	218	3/32	2	29	1	100.0				
S. Koch	1	1	16	0/0	0	16	0	118.8	Total	28	19	218	3/32	2	29	1	100.0				
Total	53	35	277	2/9	2	19	2	75.7	Total	28	19	218	3/32	2	29	1	100.0				
RECEIVING	REC	YDS	AVG	LG	TD	RECEIVING	REC	YDS	AVG	LG	TD	RECEIVING	REC	YDS	AVG	LG	TD				
J. Maclin	8	98	12.3	19	0	D. Walker	5	71	14.2	25	0	D. Walker	5	71	14.2	25	0				
J. Allen	7	44	6.3	10	1	R. Matthews	4	70	17.5	29	1	R. Matthews	4	70	17.5	29	1				
B. Watson	7	41	5.9	16	0	E. Decker	3	21	7.0	11	1	E. Decker	3	21	7.0	11	1				
M. Wallace	4	19	4.8	8	1	C. Davis	2	28	14.0	23	0	C. Davis	2	28	14.0	23	0				
M. Williams	3	29	9.7	17	0	D. Murray	2	22	11.0	17	0	D. Murray	2	22	11.0	17	0				
B. Perriman	3	28	9.3	14	0	D. Henry	2	10	5.0	6	0	D. Henry	2	10	5.0	6	0				
C. Moore	1	16	16.0	16	0	T. Taylor	1	-4	-4.0	-4	0	T. Taylor	1	-4	-4.0	-4	0				
A. Collins	1	3	3.0	3	0	Total	19	218	11.5	29	2	Total	19	218	11.5	29	2				
B. Rainey	1	-1	-1.0	-1	0	Total	2	33	16.5	33	0	Total	2	33	16.5	33	0				
Total	35	277	7.9	19	2	INTERCEPTIONS	NO	YDS	AVG	LG	TD	INTERCEPTIONS	NO	YDS	AVG	LG	TD				
INTERCEPTIONS	NO	YDS	AVG	LG	TD	E. Weddle	1	22	22.0	22	0	K. Byard	2	33	16.5	33	0				
E. Weddle	1	22	22.0	22	0	Total	2	33	16.5	33	0	Total	2	33	16.5	33	0				
Total	1	22	22.0	22	0	SACKS						SACKS									
SACKS						M. Judon 1-10, T. Suggs 1-8, C. Davis 0.5-7, C. Mosley 0.5-7						J. Casey 1-5, K. Klug 0.5-2, D. Morgan 0.5-2									
TACKLES (TOP 3)						C. Mosley 8 (6 solo), P. Onwuasor 6 (2 solo), M. Judon 5 (4 solo)						TACKLES (TOP 3)									
												W. Woodyard 14 (9 solo), A. Jackson 8 (6 solo), J. Brown 6 (5 solo), L. Ryan 6 (4 solo)									



GAME 10: RAVENS 23, PACKERS 0

Baltimore (5-5) · Green Bay (5-5)

Sunday, November 19, 2017 · 1:02 PM ET · Lambeau Field · Green Bay

Weather: 28°, Sunny, Wind WNW 14 mph · Attendance: 77,945 · Time: 3:01



The Ravens stole the ball 5 times, scoring 13 points after those turnovers, recorded 6 sacks and produced their third shutout in 10 games when they beat the Packers, 23-0, at Lambeau Field. These are the most shutouts the Ravens have registered since their historic defense claimed four in 2000. Baltimore's defense intercepted 3 QB Brett Hundley passes, including 1 by CB Jimmy Smith in the Ravens' end zone at the end of the game's opening drive. S Eric Weddle also secured an INT, as did rookie CB Marlon Humphrey, who had the first of his NFL career. QB Joe Flacco was 22-of-28 for 183 yards, including a sharp 21-yard TD strike to WR Mike Wallace on the opening series of the third quarter. That made the score 13-0 after 2 K Justin Tucker FGs (32 and 39 yards) gave the Ravens a 6-0 halftime advantage. (On two of Green Bay's third quarter possessions, the Packers attempted fourth-down conversions and were stopped by the powerful Ravens defense.) Tucker added a third FG in the final quarter, a 23-yard boot that gave the Ravens a 16-0 lead. The final points came when RB Alex Collins scored his first TD as a Raven with a 3-yard run. That score was set up by Humphrey's INT. Hundley completed 21 of 36 for 239 yards, including 8 to WR Davante Adams for 126 yards. RB Danny Woodhead, in his first game back since the season opener, led the Ravens with 5 catches for 21 yards. WRs Mike Wallace (56 yards) and Jeremy Maclin (34), along with Collins (22), had 4 receptions each. Collins added 49 rushing yards. Baltimore enjoyed outstanding field position throughout the game with P Sam Koch landing 5 punts inside the 20. OLB Terrell Suggs, OLB Matthew Judon and DT Willie Henry each produced 2 sacks. The victory was John Harbaugh's 100th overall as the Ravens' head coach.

BALTIMORE RAVENS (Head Coach: John Harbaugh)

OFFENSE

TE	87	M. Williams
WR	17	M. Wallace
LT	74	J. Hurst
LG	61	L. Bowanko
C	66	R. Jensen
RG	68	M. Skura
RT	77	A. Howard
TE	86	N. Boyle
WR	18	J. Maclin
QB	5	J. Flacco
RB	34	A. Collins

DEFENSE

DT	98	B. Williams
DT	69	W. Henry
RUSH	55	T. Suggs
MLB	57	C. Mosley
WLB	48	P. Onwuasor
SLB	90	Z. Smith
DB	26	M. Canady
LCB	24	B. Carr
SS	23	T. Jefferson
FS	32	E. Weddle
RCB	22	J. Smith

GREEN BAY PACKERS (Head Coach: Mike McCarthy)

OFFENSE

WR	87	J. Nelson
LT	69	D. Bakhtiari
LG	65	L. Taylor
C	63	C. Linsley
RG	73	J. Evans
RT	64	J. McCray
TE	84	L. Kendricks
WR	18	R. Cobb
WR	17	D. Adams
QB	7	B. Hundley
RB	30	J. Williams

DEFENSE

DE	94	D. Lowry
NT	97	K. Clark
DT	76	M. Daniels
LOLB	53	N. Perry
ILB	47	J. Ryan
ILB	50	B. Martinez
ROLB	52	C. Matthews
LCB	31	D. House
RCB	23	D. Randall
SS	27	J. Jones
FS	21	H. Clinton-Dix

GAME SUMMARY

	1	2	3	4	OT	TOTAL	FIELD GOALS (MADE) & MISSED
BALTIMORE	0	6	7	10	-	23	J. Tucker (32, 39, 23)
GREEN BAY	0	0	0	0	-	0	None

TEAM	QTR	TIME	PLAY DESCRIPTION (extra point)	DRIVE	SCORE
Ravens	2	14:56	J. Tucker 32 yd. Field Goal	10-47, 4:51	3-0
Ravens	2	0:00	J. Tucker 39 yd. Field Goal	4-9, 1:37	6-0
Ravens	3	13:08	M. Wallace 21 yd. pass from J. Flacco (J. Tucker kick)	4-59, 1:52	13-0
Ravens	4	4:46	J. Tucker 23 yd. Field Goal	5-24, 1:57	16-0
Ravens	4	2:12	A. Collins 3 yd. run (J. Tucker kick)	1-3, 0:05	23-0

OFFICIALS – Referee: Jeff Triplette (42), Umpire: Ruben Fowler (71), Down Judge: Jeff Bergman (32), Line Judge: Danny Short (113), Side Judge: Terry Brown (43), Field Judge: Bradley Rogers (126), Back Judge: Steve Freeman (133)

TEAM STATISTICS

	RAVENS	PACKERS
First Downs	14 (4-7-3)	16 (5-11-0)
Third Downs	3-14 (21%)	4-13 (31%)
Fourth Downs	1-1 (100%)	1-4 (25%)
Total Net Yards	219	265
Plays – Average	57-3.8	67-4.0
Net Yds Rushing	58	75
Rushes – Average	26-2.2	25-3.0
Net Yards Passing	161	190
Att. – Yds Lost – Gross Pass.	3-22-183	6-49-239
Passes Att. – Comp. – INT	28-22-1	36-21-3
Red Zone	1-3 (33%)	0-1 (0%)
Goal-to-Go	1-1 (100%)	0-1 (0%)
Punts – Average	7-41.4	5-40.4
Penalties – Yards	3-30	5-53
Fumbles – Lost	1-0	4-2
Time of Possession	30:03	29:57

INDIVIDUAL STATISTICS

RAVENS											PACKERS																
RUSHING						ATT	YDS	AVG	LG	TD	RUSHING						ATT	YDS	AVG	LG	TD						
A. Collins	20	49	2.5	9	1	J. Williams	18	57	3.2	8	0	J. Williams	4	38	9.5	16	0										
J. Allen	3	8	2.7	5	0	B. Hundley	3	19	6.3	12	0	R. Cobb	1	0	0.0	0	0										
D. Woodhead	1	2	2.0	2	0	R. Cobb	1	0	0.0	0	0	D. Mays	3	-1	-0.3	2	0										
J. Flacco	2	-1	-0.5	0	0	D. Mays	3	-1	-0.3	2	0	Total	25	75	3.0	12	0										
Total	26	58	2.2	9	1	Total	25	75	3.0	12	0	Total	36	21	239	6/49	0	33	3	43.6							
PASSING						ATT	CMP	YDS	SK/YD	TD	LG	IN	RT	PASSING						ATT	CMP	YDS	SK/YD	TD	LG	IN	RT
J. Flacco	28	22	183	3/22	1	33	1	90.9						B. Hundley	36	21	239	6/49	0	33	3	43.6					
Total	28	22	183	3/22	1	33	1	90.9						Total	36	21	239	6/49	0	33	3	43.6					
RECEIVING						REC	YDS	AVG	LG	TD	RECEIVING						REC	YDS	AVG	LG	TD						
D. Woodhead	5	21	4.2	7	0	D. Adams	8	126	15.8	33	0	J. Williams	4	38	9.5	16	0										
M. Wallace	4	56	14.0	21	1	J. Williams	4	38	9.5	16	0	R. Cobb	3	34	11.3	18	0										
J. Maclin	4	34	8.5	14	0	R. Cobb	3	34	11.3	18	0	J. Nelson	2	24	12.0	17	0										
A. Collins	4	22	5.5	21	0	J. Nelson	2	24	12.0	17	0	A. Ripkowski	1	6	6.0	6	0										
M. Williams	2	6	3.0	4	0	A. Ripkowski	1	6	6.0	6	0	L. Kendricks	1	5	5.0	5	0										
B. Watson	1	33	33.0	33	0	L. Kendricks	1	5	5.0	5	0	R. Rodgers	1	3	3.0	3	0										
J. Allen	1	9	9.0	9	0	R. Rodgers	1	3	3.0	3	0	J. Kerridge	1	3	3.0	3	0										
N. Boyle	1	2	2.0	2	0	J. Kerridge	1	3	3.0	3	0	Total	21	239	11.4	33	0										
Total	22	183	8.3	33	1	Total	21	239	11.4	33	0	Total	21	239	11.4	33	0										
INTERCEPTIONS						NO	YDS	AVG	LG	TD	INTERCEPTIONS						NO	YDS	AVG	LG	TD						
M. Humphrey	1	15	15.0	15	0	H. Clinton-Dix	1	0	0.0	0	0																
E. Weddle	1	3	3.0	3	0																						
J. Smith	1	0	0.0	0	0																						
Total	3	18	6.0	15	0	Total	1	0	0.0	0	0																
SACKS						SACKS																					
M. Judon	2-25	W. Henry	2-12	T. Suggs	2-12	K. Fackrell	1-8	C. Matthews	1-8	D. Lowry	1-6																
TACKLES (TOP 3)						TACKLES (TOP 3)																					
P. Onwuasor	10 (8 solo)	C. Mosley	7 (7 solo)	M. Judon	7 (6 solo)	B. Martinez	8 (5 solo)	J. Ryan	7 (7 solo)	J. Jones	7 (6 solo)																



GAME 11: RAVENS 23, TEXANS 16

Baltimore (6-5) • Houston (4-7)

Monday, November 27, 2017 • 8:30 PM ET • M&T Bank Stadium • Baltimore
Weather: 50°, Fair, Wind SE 1 mph • Attendance: 70,357 • Time: 3:06



Houston scored a touchdown on its first possession, and that was the only time the Texans found the end zone in the Ravens' 23-16 win. That drive was helped by 3 Ravens' penalties, including a pass interference call that gave the Texans the ball on the Baltimore 4-yard line. The Ravens stole the ball 3 times, with 2 coming late in the fourth quarter when they clinched the game. The Ravens were turnover-free, helping them win their third game in the last four outings. The victory moved Baltimore to 6-5 and kept the team firmly in the playoff mix (sixth position). The Ravens scored 10 points off of their takeaways, kept a drive alive with a completed pass on a fake punt, and converted a fourth-and-1 to continue another TD series. RB Lamar Miller's 4-yard run gave the Texans a 7-0, first-quarter lead. The Ravens tied the game, 7-7, early in the second quarter when RB Javorius Allen ran 10 yards for the score, which was set up by P Sam Koch's fake punt pass to WR Chris Moore for 22 yards to the Houston 19. On the Ravens' next possession, QB Joe Flacco flipped a lateral to RB Alex Collins on a fourth-and-1 from the Texans' 37, and the quick RB raced 29 yards to the 8, setting up his 8-yard TD run for a 14-7 advantage. K Ka'imi Fairbairn (25 yards) and K Justin Tucker (53 yards) then exchanged FGs to make the score 17-10 at the half. Fairbairn's 36-yard FG was the only score in the third quarter (17-13). Those two then made kicks on consecutive fourth-quarter possessions – Tucker from 31 yards and Fairbairn from 37 – giving the Ravens a 20-16 lead. OLB Terrell Suggs then stripped-sacked QB Tom Savage, and OLB C.J. Mosley won the scrum for the fumble to set up the game's final score, a 49-yard Tucker FG. DB/LB Anthony Levine Sr. stopped Houston's final drive with an INT with 2:26 left in the contest. The Ravens kept possession until the end, converting a first down on a 25-yard run by Flacco. The Ravens rushed for 139 yards, with Collins earning 60 of those. Baltimore's defense was stout again, limiting the Texans, who entered the game as the NFL's No. 6 rushing offense, to a season-low 66 yards. Suggs produced 2 sacks to up his team best to 9.5 for the season. It was the 10th-straight home primetime win for the Ravens, who are 12-1 in night games in Baltimore under John Harbaugh.

HOUSTON TEXANS (Head Coach: Bill O'Brien)

OFFENSE

WR	10	D. Hopkins
LT	74	C. Clark
LG	71	X. Su'a-Filo
C	66	N. Martin
RG	79	J. Allen
RT	68	B. Giacomini
TE	87	C. Fiedorowicz
WR	13	B. Miller
QB	3	T. Savage
FB	45	J. Prosch
RB	26	L. Miller

DEFENSE

RDE	93	J. Heath
LDE	98	D. Reader
SAM	94	U. Kamalu
MIKE	55	B. McKinney
WILL	44	J. Jenkins
JACK	90	J. Clowney
CB	30	K. Johnson
LCB	24	J. Joseph
RCB	25	K. Jackson
FS	29	A. Hal
SS	21	M. Gilchrist

BALTIMORE RAVENS (Head Coach: John Harbaugh)

OFFENSE

WR	17	M. Wallace
WR	18	J. Maclin
LT	79	R. Stanley
LG	74	J. Hurst
C	66	R. Jensen
RG	68	M. Skura
RT	77	A. Howard
TE	82	B. Watson
WR	10	C. Moore
QB	5	J. Flacco
RB	34	A. Collins

DEFENSE

DT	98	B. Williams
NT	97	M. Pierce
DE	94	C. Davis
RUSH	55	T. Suggs
MLB	57	C. Mosley
WLB	48	P. Onwuasor
SLB	99	M. Judon
LCB	24	B. Carr
SS	23	T. Jefferson
FS	32	E. Weddle
RCB	22	J. Smith

GAME SUMMARY

	1	2	3	4	OT	TOTAL	FIELD GOALS (MADE) & MISSED
HOUSTON	7	3	3	3	0	16	K. Fairbairn (25, 36, 37)
BALTIMORE	0	17	0	6	0	23	J. Tucker (53, 31, 49)

TEAM	QTR	TIME	PLAY DESCRIPTION (extra point)	DRIVE	SCORE
Texans	1	8:49	L. Miller 4 yd. run (K. Fairbairn kick)	9-90, 5:25	7-0
Ravens	2	11:10	J. Allen 10 yd. run (J. Tucker kick)	7-50, 3:12	7-7
Ravens	2	6:44	A. Collins 8 yd. run (J. Tucker kick)	5-46, 2:26	7-14
Texans	2	1:48	K. Fairbairn 25 yd. Field Goal	13-68, 4:56	10-14
Ravens	2	0:07	J. Tucker 53 yd. Field Goal	11-48, 1:41	10-17
Texans	3	4:35	K. Fairbairn 36 yd. Field Goal	13-65, 6:20	13-17
Ravens	4	10:54	J. Tucker 31 yd. Field Goal	10-36, 5:27	13-20
Texans	4	8:36	K. Fairbairn 37 yd. Field Goal	7-56, 2:18	16-20
Ravens	4	2:53	J. Tucker 49 yd. Field Goal	6-18, 1:51	16-23

OFFICIALS – Referee: Brad Allen (122), Umpire: Fred Bryan (11), Down Judge: Jim Mello (48), Line Judge: Brian Bolinger (40), Side Judge: Jabir Walker (26), Field Judge: Tom Hill (97), Back Judge: Shawn Hochuli (83)

TEAM STATISTICS

	TEXANS	RAVENS
First Downs	20 (4-11-5)	17 (7-7-3)
Third Downs	6-14 (43%)	3-14 (21%)
Fourth Downs	0-0 (0%)	2-2 (100%)
Total Net Yards	303	294
Plays – Average	64-4.7	65-4.5
Net Yds Rushing	66	139
Rushes – Average	25-2.6	31-4.5
Net Yards Passing	237	155
Att. – Yds Lost – Gross Pass.	2-15-252	1-8-163
Passes Att. – Comp. – INT	37-22-2	33-21-0
Red Zone	1-4 (25%)	2-4 (50%)
Goal-to-Go	1-2 (50%)	1-1 (100%)
Punts – Average	4-43.5	6-51.3
Penalties – Yards	6-36	7-89
Fumbles – Lost	2-1	0-0
Time of Possession	30:16	29:44

INDIVIDUAL STATISTICS

TEXANS											RAVENS										
RUSHING											RUSHING										
	ATT	YDS	AVG	LG	TD		ATT	YDS	AVG	LG	TD										
L. Miller	17	51	3.0	17	1	A. Collins	16	60	3.8	29	1										
A. Blue	8	15	1.9	6	0	J. Flacco	6	42	7.0	25	0										
						D. Woodhead	4	22	5.5	10	0										
						J. Allen	5	15	3.0	10	1										
Total	25	66	2.6	17	1	Total	31	139	4.5	29	2										
PASSING											PASSING										
	ATT	CMP	YDS	SK/YD	TD	LG	IN	RT		ATT	CMP	YDS	SK/YD	TD	LG	IN	RT				
T. Savage	37	22	252	2/15	0	39	2	57.5	J. Flacco	32	20	141	1/8	0	24	0	72.5				
									S. Koch	1	1	22	0/0	0	22	0	118.8				
Total	37	22	252	2/15	0	39	2	57.5	Total	33	21	163	1/8	0	22	0	75.7				
RECEIVING											RECEIVING										
	REC	YDS	AVG	LG	TD		REC	YDS	AVG	LG	TD										
D. Hopkins	7	125	17.9	39	0	M. Wallace	5	48	9.6	24	0										
B. Miller	5	43	8.6	19	0	D. Woodhead	4	23	5.8	11	0										
C. Fiedorowicz	4	37	9.3	10	0	C. Moore	3	37	12.3	22	0										
B. Ellington	3	29	9.7	29	0	B. Watson	3	29	9.7	16	0										
A. Blue	2	11	5.5	14	0	A. Collins	2	-3	-1.5	0	0										
L. Miller	1	7	7.0	7	0	M. Williams	1	12	12.0	12	0										
						N. Boyle	1	9	9.0	9	0										
						J. Maclin	1	6	6.0	6	0										
						J. Allen	1	2	2.0	2	0										
Total	22	252	11.5	39	0	Total	21	163	7.8	24	0										
INTERCEPTIONS											INTERCEPTIONS										
	NO	YDS	AVG	LG	TD		NO	YDS	AVG	LG	TD										
						T. Jefferson	1	13	13.0	13	0										
						A. Levine Sr.	1	8	8.0	8	0										
Total	0	0	0	0	0	Total	2	21	10.5	13	0										
SACKS											SACKS										
J. Clowney	1-8										T. Suggs	2-15									
TACKLES (TOP 3)											TACKLES (TOP 3)										
K. Johnson	7 (7 solo), D. Reader 5 (4 solo)										C. Mosley	12 (5 solo), P. Onwuasor 8 (5 solo)									
B. McKinney	5 (4 solo)										E. Weddle	5 (5 solo)									



GAME 12: RAVENS 44, LIONS 20

Baltimore (7-5) • Detroit (6-6)



Sunday, December 3, 2017 • 1:02 PM ET • M&T Bank Stadium • Baltimore
 Weather: 53°, Partly Sunny, Wind WNW 4 mph • Attendance: 70,500 • Time: 3:05

The Ravens took a 20-0 halftime lead and fought back with a team-record-tying 24 points in the fourth quarter on their way to a key 44-20 victory over the Lions at M&T Bank Stadium. Those are the most points scored by the Ravens in 2017. It was Baltimore's third win in a row and fourth in the last five games, keeping them in the current playoff picture. The Ravens' defense stole the ball 3 times, each leading to scores: a second-quarter strip-sack led to a QB Joe Flacco-to-DL/FB Patrick Ricard TD; a fourth-quarter INT set up a game-clinching RB Alex Collins' TD, and S Eric Weddle closed the contest with a 45-yard INT-TD. Flacco threw for 2 TDs and 269 yards. He helped the Ravens to a 20-0 intermission lead with a 1-yard TD toss to TE Benjamin Watson and the Ricard throw. Flacco completed 23 of 36, directing an offense that did not turn the ball over. The Ravens took a 3-0, first-quarter advantage on K Justin Tucker's 38-yard FG. Tucker added a 46-yarder at the end of the half. The third quarter belonged to the Lions. QB Matthew Stafford directed two 7-play TD drives, the first ending with a RB Theo Riddick 4-yard TD and second that saw rookie RB Tion Green scamper 6 yards to the end zone. With the score at 20-13, the Ravens roared back with a spectacular 9-play drive that finished with a Collins' 7-yard TD. Stafford, who was in the throes of a team-record consecutive completed pass run of 20, brought the Lions back, finishing with a 1-yard TD throw to LB Nick Bellore. A 51-yard Tucker FG gave the Ravens a 30-20 lead with 6:54 remaining. A CB Marlon Humphrey INT led to another Collins TD (6 yards) before Weddle's game-ending "pick-6" off QB Jake Rudock, who replaced an injured Stafford (hand). WR Mike Wallace caught 5 for 116 yards, all in the first half. His 66-yard catch to the Lions' 1-yard line set up Baltimore's first TD. CB Jimmy Smith, who was having a Pro Bowl-type season, left the game with a torn Achilles.

DETROIT LIONS (Head Coach: Jim Caldwell)

OFFENSE		DEFENSE	
WR 19	K. Golladay	DE 69	A. Zettel
LT 68	T. Decker	DT 91	A. Robinson
LG 70	C. Robinson	DT 97	A. Spence
C 60	G. Glasgow	DE 94	E. Ansa
RG 76	T. Lang	OLB 59	T. Whitehead
RT 71	R. Wagner	MLB 40	J. Davis
TE 80	M. Roberts	OLB 58	P. Worrilow
TE 87	D. Fells	CB 23	D. Slay
WR 11	M. Jones	CB 24	N. Lawson
QB 9	M. Stafford	FS 27	G. Quin
RB 25	T. Riddick	SS 28	Q. Diggs

BALTIMORE RAVENS (Head Coach: John Harbaugh)

OFFENSE		DEFENSE	
WR 17	M. Wallace	DE 98	B. Williams
WR 18	J. Maclin	NT 97	M. Pierce
LT 79	R. Stanley	DE 94	C. Davis
LG 74	J. Hurst	RUSH 55	T. Suggs
C 66	R. Jensen	MLB 57	C. Mosley
RG 68	M. Skura	WLB 48	P. Onwuasor
RT 77	A. Howard	SLB 99	M. Judon
TE 86	N. Boyle	LCB 24	B. Carr
TE 87	M. Williams	SS 23	T. Jefferson
QB 5	J. Flacco	FS 32	E. Weddle
RB 34	A. Collins	RCB 22	J. Smith

GAME SUMMARY

	1	2	3	4	OT	TOTAL	FIELD GOALS (MADE) & MISSED
DETROIT	0	0	13	7	0	20	M. Prater 43WL
BALTIMORE	3	17	0	24	0	44	J. Tucker (38, 46, 51)

TEAM	QTR	TIME	PLAY DESCRIPTION (extra point)	DRIVE	SCORE
Ravens	1	5:57	J. Tucker 38 yd. Field Goal	8-28, 3:49	0-3
Ravens	2	11:52	B. Watson 1 yd. pass from J. Flacco (J. Tucker kick)	2-67, 0:58	0-10
Ravens	2	6:54	P. Ricard 3-yd. pass from J. Flacco (J. Tucker kick)	6-36, 2:48	0-17
Ravens	2	0:00	J. Tucker 46 yd. Field Goal	3-17, 0:17	0-20
Lions	3	12:11	T. Riddick 4 yd. run (M. Prater kick)	7-75, 2:49	7-20
Lions	3	2:15	T. Green 6 yd. run (kick failed, WL)	7-75, 4:08	13-20
Ravens	4	12:39	A. Collins 7 yd. run (J. Tucker kick)	9-74, 4:36	13-27
Lions	4	10:20	N. Bellore 1 yd. pass from M. Stafford (M. Prater kick)	5-75, 2:19	20-27
Ravens	4	6:54	J. Tucker 51 yd. Field Goal	7-23, 3:26	20-30
Ravens	4	4:00	A. Collins 6 yd. run (J. Tucker kick)	4-31, 2:01	20-37
Ravens	4	2:26	E. Weddle 45 yd. interception return (J. Tucker kick)		20-44

OFFICIALS – Referee: Jerome Boger (23), **Umpire:** Rich Hall (49), **Down Judge:** Ed Camp (134), **Line Judge:** Mike Carr (63), **Side Judge:** Walt Coleman VI (87), **Field Judge:** Aaron Santi (50), **Back Judge:** Tony Steratore (112)

TEAM STATISTICS

	LIONS	RAVENS
First Downs	18 (3-14-1)	24 (8-13-3)
Third Downs	4-13 (31%)	5-12 (42%)
Fourth Downs	0-0 (0%)	0-0 (0%)
Total Net Yards	372	370
Plays – Average	61-6.1	63-5.9
Net Yds Rushing	78	101
Rushes – Average	24-3.3	27-3.7
Net Yards Passing	294	269
Att. – Yds Lost – Gross Pass.	3-22-316	0-0-269
Passes Att. – Comp. – INT	34-27-2	36-23-0
Red Zone	3-3 (100%)	4-5 (80%)
Goal-to-Go	3-3 (100%)	4-4 (100%)
Punts – Average	6-45.8	5-41.8
Penalties – Yards	6-45	2-25
Fumbles – Lost	2-1	1-0
Time of Possession	30:09	29:51

INDIVIDUAL STATISTICS

LIONS										RAVENS															
RUSHING					ATT	YDS	AVG	LG	TD	RUSHING					ATT	YDS	AVG	LG	TD						
T. Green					11	51	4.6	33	1	A. Collins					15	75	5.0	11	2						
T. Riddick					9	21	2.3	5	1	J. Allen					7	22	3.1	10	0						
Z. Zenner					1	4	4.0	4	0	D. Woodhead					3	9	3.0	5	0						
M. Stafford					3	2	0.7	1	0	J. Flacco					1	-1	-1.0	-1	0						
Total					24	78	3.3	33	2	Total					27	101	3.7	11	2						
PASSING					ATT	CMP	YDS	SK/YD	TD	LG	IN	RT	PASSING					ATT	CMP	YDS	SK/YD	TD	LG	IN	RT
M. Stafford					29	24	292	3/22	1	46	1	105.7	J. Flacco					36	23	269	0/0	2	66	0	105.0
J. Rudock					5	3	24	0/0	0	13	1	32.5	Total					36	23	269	0/0	2	66	0	105.0
Total					34	27	316	3/22	1	46	2	90.7	Total					36	23	269	0/0	2	66	0	105.0
RECEIVING					REC	YDS	AVG	LG	TD	RECEIVING					REC	YDS	AVG	LG	TD						
G. Tate					8	69	8.6	24	0	M. Wallace					5	116	23.2	66	0						
T. Riddick					5	41	8.2	27	0	J. Maclin					4	41	10.3	17	0						
M. Jones					4	90	22.5	46	0	C. Moore					3	32	10.7	23	0						
E. Ebron					4	38	9.5	13	0	B. Watson					3	24	8.0	18	1						
K. Golladay					2	44	22.0	31	0	A. Collins					2	23	11.5	14	0						
D. Fells					2	10	5.0	8	0	D. Woodhead					2	14	7.0	8	0						
M. Roberts					1	23	23.0	23	0	N. Boyle					1	11	11.0	11	0						
N. Bellore					1	1	1.0	1	1	J. Allen					1	4	4.0	4	0						
Total					27	316	11.7	46	1	Total					23	269	11.7	66	2						
INTERCEPTIONS					NO	YDS	AVG	LG	TD	INTERCEPTIONS					NO	YDS	AVG	LG	TD						
Total					0	0	0	0	0	Total					2	63	31.5	45	1						
SACKS					None					SACKS					T. Suggs 1-8, M. Judon 1-7, E. Weddle 1-7										
TACKLES (TOP 3)					J. Davis 8 (3 solo), Q. Diggs 5 (5 solo), E. Ansa 5 (5 solo)					TACKLES (TOP 3)					M. Humphrey 7 (5 solo), P. Onwuasor 6 (5 solo), C. Mosley 6 (3 solo), M. Pierce 6 (1 solo)										



GAME 13: STEELERS 39, RAVENS 38

Baltimore (7-6) • Pittsburgh (11-2)

Sunday, December 10, 2017 • 8:30 PM ET • Heinz Field • Pittsburgh

Weather: 33°, Cloudy, Wind SW 12 mph • Attendance: 60,069 • Time: 3:29



Pittsburgh K Chris Boswell's 46-yard field goal with 42 seconds left in the game gave the host Steelers a 39-38 win over the Ravens at Heinz Field. Baltimore climbed out of a 14-0, second-quarter deficit in this thriller, taking a 31-20 third-quarter lead and a 38-29 edge with 6:44 left in the game. But Pittsburgh, which produced 545 yards of offense, created a comeback of its own. The Ravens saw their three-game winning streak stopped, while the Steelers won their eighth consecutive. The Steelers' "Killer Bs" combination was spectacular, with QB Ben Roethlisberger throwing for 506 yards, including 11 passes to WR Antonio Brown for 213 of those. RB Le'Veon Bell produced 125 yards and scored 3 touchdowns. Bell scored the game's first 2 TDs, the initial on a 20-yard pass from Roethlisberger and the second on a 1-yard run. A QB Joe Flacco-to-WR Chris Moore 30-yard TD made the score 14-7 in the second quarter. An 18-yard TD scamper by Ravens RB Alex Collins and 2 Boswell FGs (52 and 43) made the score 20-14 at the half. Baltimore roared back in the third quarter, outscoring the Steelers 17-0 on a K Justin Tucker 47-yard FG and TDs by RB Javorius Allen (1 yard) and FB/DL Patrick Ricard (6 yards from Flacco). A 24-yard Boswell FG and a 1-yard TD by FB Roosevelt Nix (from Roethlisberger) made the score 31-29 with 9:15 remaining in the contest. A 9-yard Allen TD put the Ravens up 38-29 before Bell's third TD (11 yards) made the score 38-36 with 3:29 left. Flacco completed 20 of 35 for 269 yards to nine different receivers, with 2 TDs and an INT on the game's opening drive. Collins rushed for 120 yards on 18 carries, helping the Ravens to a season-high 413 yards. Roethlisberger was 44-of-66 and was sacked 3 times. TE Jesse James grabbed 10 for 97 yards. The win clinched the AFC North for Pittsburgh.

BALTIMORE RAVENS (Head Coach: John Harbaugh)

OFFENSE		DEFENSE	
WR 17	M. Wallace	DT 98	B. Williams
WR 18	J. Maclin	NT 97	M. Pierce
LT 79	R. Stanley	DE 94	C. Davis
LG 74	J. Hurst	RUSH 55	T. Suggs
C 66	R. Jensen	MLB 57	C. Mosley
RG 68	M. Skura	WLB 48	P. Onwuasor
RT 77	A. Howard	SLB 99	M. Judon
TE 82	B. Watson	LCB 24	B. Carr
TE 87	M. Williams	SS 23	T. Jefferson
QB 5	J. Flacco	FS 32	E. Weddle
RB 34	A. Collins	RCB 29	M. Humphrey

PITTSBURGH STEELERS (Head Coach: Mike Tomlin)

OFFENSE		DEFENSE	
WR 84	A. Brown	LDE 97	C. Heyward
LT 78	A. Villanueva	NT 79	J. Hargrave
LG 73	R. Foster	RDE 91	S. Tuitt
C 53	M. Pouncey	LOLB 48	B. Dupree
RG 66	D. DeCastro	LILB 51	S. Spence
RT 74	C. Hubbard	RILB 98	V. Williams
TE 89	V. McDonald	ROLB 90	T. Watt
TE 81	J. James	LCB 24	C. Sensabaugh
WR 10	M. Bryant	FS 23	M. Mitchell
QB 7	B. Roethlisberger	SS 28	S. Davis
RB 26	L. Bell	RCB 25	A. Burns

GAME SUMMARY

	1	2	3	4	OT	TOTAL	FIELD GOALS (MADE) & MISSED
BALTIMORE	0	14	17	7	-	38	J. Tucker (47)
PITTSBURGH	7	13	0	19	-	39	C. Boswell (52, 43, 24, 46)

TEAM	QTR	TIME	PLAY DESCRIPTION (extra point)	DRIVE	SCORE
Steelers	1	6:59	L. Bell 20 yd. pass from B. Roethlisberger (C. Boswell kick)	8-59, 3:25	0-7
Steelers	2	13:11	L. Bell 1 yd. run (C. Boswell kick)	12-90, 6:10	0-14
Ravens	2	9:07	C. Moore 30 yd. pass from J. Flacco (J. Tucker kick)	9-78, 4:04	7-14
Steelers	2	4:14	C. Boswell 52 yd. Field Goal	9-54, 4:53	7-17
Ravens	2	1:53	A. Collins 18 yd. run (J. Tucker kick)	5-85, 2:21	14-17
Steelers	2	0:01	C. Boswell 43 yd. Field Goal	11-50, 1:52	14-20
Ravens	3	10:06	J. Tucker 47 yd. Field Goal	6-46, 2:07	17-20
Ravens	3	5:20	J. Allen 1 yd. run (J. Tucker kick)	7-60, 3:06	24-20
Ravens	3	2:43	P. Ricard 6 yd. pass from J. Flacco (J. Tucker kick)	3-74, 1:13	31-20
Steelers	4	12:16	C. Boswell 24 yd. Field Goal	15-80, 5:27	31-23
Steelers	4	9:15	R. Nix 1 yd. pass from B. Roethlisberger (run failed)	5-67, 1:14	31-29
Ravens	4	6:44	J. Allen 9 yd. run (J. Tucker kick)	6-56, 2:31	38-29
Steelers	4	3:29	L. Bell 11 yd. run (C. Boswell kick)	8-68, 3:15	38-36
Steelers	4	0:42	C. Boswell 46 yd. Field Goal	10-55, 1:43	38-39

OFFICIALS – Referee: Walt Coleman (65), Umpire: Jeff Rice (44), Down Judge: Derick Bowers (74), Line Judge: Kevin Codey (16), Side Judge: James Coleman (95), Field Judge: Scott Novak (1), Back Judge: Terrence Miles (111)

TEAM STATISTICS	RAVENS	STEELERS	INDIVIDUAL STATISTICS
First Downs	26 (9-13-4)	31 (6-23-2)	RAVENS
Third Downs	4-10 (40%)	12-18 (67%)	RUSHING
Fourth Downs	0-0 (0%)	0-0 (0%)	A. Collins 18 120 6.7 21 1
Total Net Yards	413	545	J. Allen 6 25 4.2 9 2
Plays – Average	62-6.7	85-6.4	D. Woodhead 2 7 3.5 7 0
Net Yds Rushing	152	59	Total 26 152 5.8 21 3
Rushes – Average	26-5.8	16-3.7	PASSING
Net Yards Passing	261	486	J. Flacco 35 20 269 1/8 2 40 1 88.9
Att. – Yds Lost – Gross Pass.	1-8-269	3-20-506	Total 35 20 269 1/8 2 40 1 88.9
Passes Att. – Comp. – INT	35-20-1	66-44-0	STEELERS
Red Zone	4-4 (100%)	3-4 (75%)	RUSHING
Goal-to-Go	3-3 (100%)	2-2 (100%)	L. Bell 13 48 3.7 11 2
Punts – Average	3-41.7	3-47.0	J. Conner 2 6 3.0 6 0
Penalties – Yards	5-35	6-101	B. Roethlisberger 1 5 5.0 5 0
Fumbles – Lost	2-0	1-0	Total 16 59 3.7 11 2
Time of Possession	26:10	33:50	PASSING
			B. Roethlisberger 66 44 506 3/20 2 57 0 99.7
			Total 66 44 506 3/20 2 57 0 99.7
			RECEIVING
			D. Woodhead 4 29 7.3 22 0
			M. Wallace 3 72 24.0 40 0
			C. Moore 3 48 16.0 30 1
			J. Maclin 3 27 9.0 19 0
			A. Collins 2 46 23.0 37 0
			J. Allen 2 32 16.0 20 0
			M. Campanaro 1 8 8.0 8 0
			P. Ricard 1 6 6.0 6 1
			N. Boyle 1 1 1.0 1 0
			Total 20 269 13.5 40 2
			INTERCEPTIONS
			Total 0 0 0 0 0
			SACKS
			T. Bowser 1-6, A. Levine Sr. 1-5, T. Jefferson 0.5-4.5, T. Suggs 0.5-4.5
			TACKLES (TOP 3)
			C. Mosley 14 (9 solo), T. Jefferson 11 (8 solo), Three tied with 6
			STEELERS
			RUSHING
			L. Bell 11 213 19.4 57 0
			J. James 10 97 9.7 18 0
			L. Bell 9 77 8.6 20 1
			M. Bryant 6 33 5.5 9 0
			V. McDonald 4 52 13.0 19 0
			E. Rogers 3 33 11.0 16 0
			R. Nix 1 1 1.0 1 1
			Total 44 506 11.5 57 2
			INTERCEPTIONS
			S. Davis 1 35 35.0 35 0
			Total 1 35 35.0 35 0
			SACKS
			T. Watt 1-8
			TACKLES (TOP 3)
			S. Davis 12 (8 solo), V. Williams 7 (7 solo), M. Mitchell 5 (5 solo)



GAME 14: RAVENS 27, BROWNS 10

Baltimore (8-6) • Cleveland (0-14)

Sunday, December 17, 2017 • 1:00 PM ET • FirstEnergy Stadium • Cleveland
Weather: 36°, Cloudy, Wind 0 mph • Attendance: 56,534 • Time: 3:06



The Ravens continued their quest for a seventh playoff appearance in 10 years when they won an important game at Cleveland, 27-10. QB Joe Flacco scored a TD and threw for another, while the defense, which leads the NFL in takeaways (33), stole the ball from the Browns four times. The Ravens opened the game with a 13-play drive that ended with a 31-yard K Justin Tucker FG for a 3-0 lead. After Cleveland stopped the Ravens at the 1-yard line on a fourth down early in the second quarter, the Browns traveled 96 yards in 6 plays, starting with a 59-yard run by RB Isaiah Crowell. The drive ended with RB Duke Johnson Jr.'s 12-yard TD scamper. Trailing 7-3, the Ravens erupted for TDs on back-to-back possessions. The first score came at the end of a balanced 11-play series, directed by Flacco, who made the TD on a 2-yard QB draw. Johnson Jr. then fumbled when S Tony Jefferson ripped the ball away, and it was recovered by DB/LB Anthony Levine Sr. at the Browns' 45. Three plays later, Flacco hit TE Benjamin Watson with a 33-yard TD, giving the Ravens a 17-7 advantage. A 45-yard FG by K Zane Gonzalez made the score 17-10 at the half. Baltimore increased the lead to 24-10 in the third quarter on a defensive TD. OLB Za'Darius Smith strip-sacked QB DeShone Kizer in the end zone, and DT Brandon Williams pounced on the fumble and scooted along the ground a half-yard to score the first TD of his career. The Ravens' final points came on a 43-yard Tucker FG. For the game, the Ravens produced 376 yards to 266 for the Browns, who were held to 0 yards in the game's opening quarter. Flacco was 26-of-42 for 288 yards, including 6 each to WR Mike Wallace (89 yards) and RB Danny Woodhead (31). RB Javorius Allen added 70 yards on 13 carries. Kizer completed 20 of 37 for just 146 yards, with WR Josh Gordon catching 5 for 47 yards. WR Jeremy Maclin (knee) and DT Carl Davis (shoulder) left the game and did not return.

BALTIMORE RAVENS (Head Coach: John Harbaugh)

OFFENSE		DEFENSE	
WR 17	M. Wallace	DT 98	B. Williams
WR 18	J. Maclin	NT 97	M. Pierce
LT 79	R. Stanley	DE 94	C. Davis
LG 74	J. Hurst	RUSH 55	T. Suggs
C 66	R. Jensen	MLB 57	C. Mosley
RG 68	M. Skura	WLB 48	P. Onwuasor
RT 77	A. Howard	SLB 99	M. Judon
TE 86	N. Boyle	LCB 24	B. Carr
TE 87	M. Williams	SS 23	T. Jefferson
QB 5	J. Flacco	FS 32	E. Weddle
RB 34	A. Collins	RCB 29	M. Humphrey

CLEVELAND BROWNS (Head Coach: Hue Jackson)

OFFENSE		DEFENSE	
WR 12	J. Gordon	DE 95	M. Garrett
LT 66	S. Drango	DT 93	T. Coley
LG 75	J. Bitonio	DT 55	D. Shelton
C 64	J. Tretter	DE 94	C. Nassib
RG 70	K. Zeitler	WILL 58	C. Kirksey
RT 72	S. Coleman	MIKE 53	J. Schobert
TE 86	R. Telfer	SAM 52	J. Burgess Jr.
TE 85	D. Njoku	CB 30	J. McCourty
QB 7	D. Kizer	CB 41	M. Jordan
RB 34	I. Crowell	S 22	J. Peppers
FB 40	D. Vitale	S 26	D. Kindred

GAME SUMMARY

	1	2	3	4	OT	TOTAL	FIELD GOALS (MADE) & MISSED
BALTIMORE	3	14	10	0	-	27	J. Tucker (31, 43)
CLEVELAND	0	10	0	0	-	10	Z. Gonzalez (45)

TEAM	QTR	TIME	PLAY DESCRIPTION (extra point)	DRIVE	SCORE
Ravens	1	8:46	J. Tucker 31 yd. Field Goal	13-62, 6:14	3-0
Browns	2	8:12	D. Johnson Jr. 12 yd. run (Z. Gonzalez kick)	5-96, 2:59	3-7
Ravens	2	3:01	J. Flacco 2 yd. run (J. Tucker kick)	11-75, 5:11	10-7
Ravens	2	0:59	B. Watson 33 yd. pass from J. Flacco (J. Tucker kick)	3-45, 0:37	17-7
Browns	2	0:00	Z. Gonzalez 45 yd. Field Goal	7-47, 0:59	17-10
Ravens	3	7:06	B. Williams 1 yd. fumble return (J. Tucker kick)		24-10
Ravens	3	0:04	J. Tucker 43 yd. Field Goal	8-36, 3:13	27-10

OFFICIALS – Referee: Clete Blakeman (34), Umpire: Bill Schuster (129), Down Judge: Hugo Cruz (94), Line Judge: Dana McKenzie (8), Side Judge: Dyrol Prioleau (109), Field Judge: Joe Larrew (73), Back Judge: Steve Patrick (17)

TEAM STATISTICS

	RAVENS	BROWNS
First Downs	23 (10-12-1)	15 (5-8-2)
Third Downs	7-16 (44%)	5-14 (36%)
Fourth Downs	0-1 (0%)	0-1 (0%)
Total Net Yards	376	266
Plays – Average	74-5.1	58-4.6
Net Yds Rushing	97	130
Rushes – Average	31-3.1	19-6.8
Net Yards Passing	279	136
Att. – Yds Lost – Gross Pass.	1-9-288	2-10-146
Passes Att. – Comp. – INT	42-26-0	37-20-2
Red Zone	1-3 (33%)	1-2 (50%)
Goal-to-Go	1-2 (50%)	0-0 (0%)
Punts – Average	5-43.0	5-43.2
Penalties – Yards	7-57	6-35
Fumbles – Lost	0-0	2-2
Time of Possession	36:48	23:12

INDIVIDUAL STATISTICS

RAVENS											BROWNS										
RUSHING											RUSHING										
	ATT	YDS	AVG	LG	TD		ATT	YDS	AVG	LG	TD										
J. Allen	13	70	5.4	16	0	I. Crowell	5	72	14.4	59	0										
A. Collins	12	19	1.6	6	0	D. Kizer	7	35	5.0	9	0										
M. Williams	1	4	4.0	4	0	D. Johnson Jr.	7	23	3.3	12	1										
J. Flacco	4	3	0.8	3	1																
D. Woodhead	1	1	1.0	1	0																
Total	31	97	3.1	16	1	Total	19	130	6.8	59	1										
PASSING											PASSING										
	ATT	CMP	YDS	SK/YD	TD	LG	IN	RT		ATT	CMP	YDS	SK/YD	TD	LG	IN	RT				
J. Flacco	42	26	288	1/9	1	33	0	90.2	D. Kizer	37	20	146	2/10	0	23	2	41.0				
Total	42	26	288	1/9	1	33	0	90.2	Total	37	20	146	2/10	0	23	2	41.0				
RECEIVING											RECEIVING										
	REC	YDS	AVG	LG	TD		REC	YDS	AVG	LG	TD										
M. Wallace	6	89	14.8	30	0	J. Gordon	5	47	9.4	18	0										
D. Woodhead	6	31	5.2	9	0	D. Johnson Jr.	5	40	8.0	15	0										
A. Collins	5	33	6.6	14	0	I. Crowell	4	-7	-1.8	5	0										
B. Watson	4	74	18.5	33	1	S. DeValve	2	32	16.0	23	0										
J. Maclin	1	22	22.0	22	0	R. Higgins	2	10	5.0	5	0										
M. Campanaro	1	17	17.0	17	0	C. Coleman	1	16	16.0	16	0										
N. Boyle	1	9	9.0	9	0	S. Coates	1	8	8.0	8	0										
B. Perriman	1	9	9.0	9	0																
J. Allen	1	4	4.0	4	0																
Total	26	288	11.1	33	1	Total	20	146	7.3	23	0										
INTERCEPTIONS											INTERCEPTIONS										
	NO	YDS	AVG	LG	TD		NO	YDS	AVG	LG	TD										
E. Weddle	1	13	13.0	13	0																
B. Carr	1	0	0.0	0	0																
Total	2	13	6.5	13	0	Total	0	0	0	0	0										
SACKS											SACKS										
M. Judon 1-7, Z. Smith 1-3											T. Coley 1-9										
TACKLES (TOP 3)											TACKLES (TOP 3)										
P. Onwuasor 7 (3 solo), M. Canady 6 (6 solo), C. Mosley 6 (5 solo), M. Judon 6 (4 solo)											C. Kirksey 13 (7 solo), M. Jordan 8 (5 solo), J. Burgess Jr. 6 (5 solo), J. Peppers 6 (5 solo)										



GAME 15: RAVENS 23, COLTS 16

Baltimore (9-6) • Indianapolis (3-12)



Saturday, December 23, 2017 • 4:30 PM ET • M&T Bank Stadium • Baltimore
 Weather: 63°, Cloudy, Rain, Wind SSW 14 mph • Attendance: 70,590 • Time: 2:56

The Ravens won for the fifth time in six games when they survived strong winds and pouring rain in a 23-16 victory over the Colts at M&T Bank Stadium. This game was in doubt until CB Maurice Canady knocked the ball away from WR T.Y. Hilton on a fourth-and-10 at the Baltimore 17-yard line with 1:43 left in the battle. Despite the conditions, neither team turned the ball over, but the Ravens dominated time of possession, 35:48 to 24:12. QB Joe Flacco directed 5 scoring drives of at least 10 plays, the best the Ravens' offense produced since the 2011 season. After a three-and-out by the Colts to open the contest, the Ravens made a 14-play, 52-yard series that ended with a 30-yard K Justin Tucker FG. The Ravens made it 10-0 in the second quarter on a 6-yard Flacco-to-WR Michael Campanaro TD (10 plays, 71 yards). As they did all game, the Colts bounced back, getting to within 3 (10-7) after a QB Jacoby Brissett 14-yard TD throw to RB Frank Gore. Tucker made it 13-7 at the half with a 39-yard FG. Baltimore opened the second half with another long drive (11 plays, 57 yards), and Tucker converted a 36-yard FG to take a 16-7 lead. Indianapolis responded with a pair of K Adam Vinatieri FGs (48 and 38 yards) to bring the Colts within 3, 16-13, after three quarters. The Ravens then ate clock and jumped to a 23-13 advantage when Flacco found TE Maxx Williams for a 4-yard TD at the end of a 14-play drive that started the fourth quarter. Vinatieri's 30-yard FG put the Colts within a TD (23-16) with 4:33 left in the game. Indy then made it dramatic when LB Anthony Walker blocked a P Sam Koch punt that was recovered at the Ravens' 27-yard line with 2:36 left in the contest. The Colts moved to the 10 before a 7-yard sack by OLB Za'Darius Smith set up Canady's important pass defense on the fourth down. Flacco finished with 29 completions on 38 passes for 237 yards. TE Benjamin Watson and RB Danny Woodhead each caught 5 for 40 and 33 yards, respectively. Brissett was 16-of-33 for 215 yards, including 6 to Hilton for 100 yards, while Gore added 68 rushing yards. S Tony Jefferson blocked a Vinatieri 38-yard FG attempt in the first quarter.

INDIANAPOLIS COLTS (Head Coach: Chuck Pagano)

OFFENSE		DEFENSE	
WR 13	T. Hilton	NT 99	A. Woods
LT 74	A. Castonzo	DT 95	J. Hankins
LG 67	J. Vujnovich	SLB 52	B. Mingo
C 72	M. Person	MIKE 44	A. Morrison
RG 62	L. Clark	WILL 50	A. Walker
RT 73	J. Haeg	RUSH 93	J. Sheard
TE 47	D. Daniels	CB 27	N. Hairston
TE 84	J. Doyle	LCB 31	Q. Wilson
WR 80	C. Rogers	SS 41	M. Farley
QB 7	J. Brissett	FS 20	D. Butler
RB 23	F. Gore	RCB 42	K. Moore II

BALTIMORE RAVENS (Head Coach: John Harbaugh)

OFFENSE		DEFENSE	
WR 17	M. Wallace	NT 98	B. Williams
WR 11	B. Perriman	NT 97	M. Pierce
LT 79	R. Stanley	DE 94	C. Davis
LG 74	J. Hurst	RUSH 55	T. Suggs
C 66	R. Jensen	MLB 57	C. Mosley
RG 68	M. Skura	WLB 48	P. Onwuasor
RT 77	A. Howard	SLB 99	M. Judon
TE 82	B. Watson	LCB 24	B. Carr
WR 10	C. Moore	SS 23	T. Jefferson
QB 5	J. Flacco	FS 32	E. Weddle
RB 34	A. Collins	RCB 29	M. Humphrey

GAME SUMMARY

	1	2	3	4	OT	TOTAL	FIELD GOALS (MADE) & MISSED
INDIANAPOLIS	0	7	6	3	0	16	A. Vinatieri 38B 60SH (48, 38, 30)
BALTIMORE	3	10	3	7	0	23	J. Tucker (30, 39, 36)

TEAM	QTR	TIME	PLAY DESCRIPTION (extra point)	DRIVE	SCORE
Ravens	1	6:34	J. Tucker 30 yd. Field Goal	14-52, 7:30	0-3
Ravens	2	12:16	M. Campanaro 6 yd. pass from J. Flacco (J. Tucker kick)	10-71, 3:54	0-10
Colts	2	7:38	F. Gore pass from J. Brissett (A. Vinatieri kick)	9-75, 4:38	7-10
Ravens	2	1:55	J. Tucker 39 yd. Field Goal	11-54, 5:43	7-13
Ravens	3	9:24	J. Tucker 36 yd. Field Goal	11-57, 5:36	7-16
Colts	3	7:13	A. Vinatieri 48 yd. Field Goal	7-30, 2:11	10-16
Colts	3	1:34	A. Vinatieri 38 yd. Field Goal	7-47, 4:27	13-16
Ravens	4	8:40	M. Williams 4 yd. pass from J. Flacco (J. Tucker kick)	14-75, 7:54	13-23
Colts	4	4:33	A. Vinatieri 30 yd. Field Goal	13-64, 4:07	16-23

OFFICIALS – Referee: Tony Corrente (99), Umpire: Alan Eck (76), Down Judge: Patrick Turner (13), Line Judge: Bart Longson (2), Side Judge: Ryan Dickson (25), Field Judge: Buddy Horton (82), Back Judge: Todd Prukop (30)

TEAM STATISTICS

	COLTS	RAVENS
First Downs	17 (5-12-0)	23 (8-13-2)
Third Downs	5-13 (38%)	6-14 (43%)
Fourth Downs	1-2 (50%)	1-1 (100%)
Total Net Yards	296	323
Plays – Average	59-5.0	71-4.5
Net Yds Rushing	93	103
Rushes – Average	24-3.9	32-3.2
Net Yards Passing	203	220
Att. – Yds Lost – Gross Pass.	2-12-215	1-17-237
Passes Att. – Comp. – INT	33-16-0	38-29-0
Red Zone	1-4 (25%)	2-4 (50%)
Goal-to-Go	0-0 (0%)	1-2 (50%)
Punts – Average	2-37.0	3-23.7
Penalties – Yards	2-19	5-25
Fumbles – Lost	0-0	2-0
Time of Possession	24:12	35:48

INDIVIDUAL STATISTICS

COLTS											RAVENS																
RUSHING						ATT	YDS	AVG	LG	TD	RUSHING						ATT	YDS	AVG	LG	TD						
F. Gore						17	68	4.0	12	0	A. Collins						18	51	2.8	14	0						
M. Mack						4	17	4.3	11	0	J. Allen						8	37	4.6	10	0						
J. Brissett						3	8	2.7	7	0	M. Campanaro						1	9	9.0	9	0						
D. Woodhead						1	8	8.0	8	0	J. Flacco						4	-2	-0.5	1	0						
Total						24	93	3.9	12	0	Total						32	103	3.2	14	0						
PASSING						ATT	CMP	YDS	SK/YD	TD	LG	IN	RT	PASSING						ATT	CMP	YDS	SK/YD	TD	LG	IN	RT
J. Brissett						33	16	215	2/12	1	29	0	79.7	J. Flacco						38	29	237	1/17	2	23	0	109.2
Total						33	16	215	2/12	1	29	0	79.7	Total						38	29	237	1/17	2	23	0	109.2
RECEIVING						REC	YDS	AVG	LG	TD	RECEIVING						REC	YDS	AVG	LG	TD						
T. Hilton						6	100	16.7	24	0	B. Watson						5	40	8.0	15	0						
J. Doyle						5	41	8.2	13	0	D. Woodhead						5	33	6.6	9	0						
M. Mack						2	37	18.5	29	0	M. Wallace						4	60	15.0	23	0						
F. Gore						2	18	9.0	14	1	A. Collins						3	15	5.0	15	0						
C. Rogers						1	19	19.0	19	0	N. Boyle						3	9	3.0	8	0						
Total						16	215	13.4	29	1	C. Moore						2	29	14.5	20	0						
Total						16	215	13.4	29	1	M. Campanaro						2	21	10.5	15	1						
INTERCEPTIONS						NO	YDS	AVG	LG	TD	INTERCEPTIONS						NO	YDS	AVG	LG	TD						
None						0	0	0	0	0	None						0	0	0	0	0						
Total						0	0	0	0	0	Total						0	0	0	0	0						
SACKS						SACKS																					
B. Mingo 1-17						W. Henry 1-8, Z. Smith 1-4																					
TACKLES (TOP 3)						TACKLES (TOP 3)																					
K. Moore II 9 (9 solo), A. Morrison 9 (6 solo), A. Walker 8 (5 solo)						C. Mosley 6 (6 solo), P. Onwuasor 6 (6 solo), T. Jefferson 5 (4 solo)																					



GAME 16: BENGALS 31, RAVENS 27

Baltimore (9-7) - Cincinnati (7-9)

Sunday, December 31, 2017 - 4:25 PM ET - M&T Bank Stadium - Baltimore

Weather: 19°, Cloudy, Wind NW 12 mph - Attendance: 70,507 - Time: 3:33



In a game where the Ravens had an opportunity to "win and get in" to the playoffs, Baltimore fell short, losing to AFC North rival Cincinnati at home to close out the 2017 season. After falling behind, 17-3, on two TE Tyler Kroft TD catches and a Bengals' FG, the Ravens trailed 17-10 at halftime. With :26 seconds left in the first half, Baltimore did gain momentum following an electrifying 87-yard KOR by WR/RS Chris Moore to give the Ravens the ball on the Bengals' 6-yard line. Moore then caught a 6-yard TD pass from QB Joe Flacco with :08 seconds left. But, early in the third quarter, with the Ravens driving, Bengals CB Darqueze Dennard secured a bobbled pass intended for Moore and returned it 89 yards for a TD, giving Cincinnati a 24-10 lead. The Ravens battled back, scoring on their next possession on a 17-yard RB Alex Collins run with 6:16 to go in the third quarter. After Cincinnati was forced to punt, Baltimore then engineered a 14-play drive that ended with a 34-yard FG by K Justin Tucker, his second of the game, bringing the Ravens to within 4 points (24-20) early in the fourth quarter. On the next possession, the Ravens' defense held Cincinnati in check, forcing a three-and-out, giving Baltimore a chance to take the lead. After an unnecessary roughness call on the Bengals (Brian Hill) during WR/RS Michael Campanaro's 18-yard punt return, Baltimore started its next drive at the Cincinnati 45. Flacco then completed 5-of-7 passes, including a 6-yard TD to WR Mike Wallace, giving the Ravens a 27-24 margin. Baltimore's defense forced another three-and-out on the ensuing Bengals' possession, but the Ravens were unable to seal the victory, after being forced to punt with 2:51 to go in the game. Cincinnati QB Andy Dalton then marched his team 90 yards on 10 plays, including a heartbreaking 49-yard TD pass on fourth-and-12 to WR Tyler Boyd with :44 seconds left in the game. During the drive, Ravens S Eric Weddle intercepted a pass, but it was negated due to a defensive holding penalty.

CINCINNATI BENGALS (Head Coach: Marvin Lewis)

OFFENSE

WR	18	A. Green
LT	65	C. Boling
LG	63	C. Westerman
C	61	R. Bodine
RG	66	T. Hopkins
RT	73	E. Winston
TE	81	T. Kroft
WR	80	J. Malone
WR	11	B. LaFell
QB	14	A. Dalton
HB	28	J. Mixon

DEFENSE

LDE	96	C. Dunlap
NT	99	A. Billings
DT	97	G. Atkins
RDE	90	M. Johnson
SLB	50	J. Evans
MLB	56	H. Nickerson
WLB	57	V. Rey
LCB	27	D. Kirkpatrick
RCB	22	W. Jackson
SS	36	S. Williams
FS	43	G. Iloka

BALTIMORE RAVENS (Head Coach: John Harbaugh)

OFFENSE

WR	17	M. Wallace
WR	10	C. Moore
LT	79	R. Stanley
LG	74	J. Hurst
C	66	R. Jensen
RG	68	M. Skura
RT	77	A. Howard
TE	87	M. Williams
WR	86	N. Boyle
QB	5	J. Flacco
RB	34	A. Collins

DEFENSE

DE	98	B. Williams
NT	97	M. Pierce
DE	94	C. Davis
RUSH	55	T. Suggs
MLB	57	C. Mosley
WLB	48	P. Onwuasor
SLB	99	M. Judon
LCB	24	B. Carr
SS	23	T. Jefferson
FS	32	E. Weddle
RCB	29	M. Humphrey

GAME SUMMARY

	1	2	3	4	OT	TOTAL	FIELD GOALS (MADE) & MISSED
CINCINNATI	7	10	7	7	0	31	R. Bullock (32)
BALTIMORE	0	10	7	10	0	27	J. Tucker (46, 34)

TEAM	QTR	TIME	PLAY DESCRIPTION (extra point)	DRIVE	SCORE
Bengals	1	10:55	T. Kroft 1 yd. pass from A. Dalton (R. Bullock kick)	8-78, 4:05	7-0
Ravens	2	11:13	J. Tucker 46 yd. Field Goal	4-6, 0:57	7-3
Bengals	2	4:14	T. Kroft 5 yd. pass from A. Dalton (R. Bullock kick)	9-72, 3:58	14-3
Bengals	2	0:23	R. Bullock 32 yd. Field Goal	12-63, 2:59	17-3
Ravens	2	0:04	C. Moore 6 yd. pass from J. Flacco (J. Tucker kick)	1-6, 0:19	17-10
Bengals	3	10:17	D. Dennard 89 yd. interception return (R. Bullock kick)		24-10
Ravens	3	6:16	A. Collins 17 yd. run (J. Tucker kick)	8-61, 4:01	24-17
Ravens	4	13:08	J. Tucker 34 yd. Field Goal	14-62, 5:55	24-20
Ravens	4	8:48	M. Wallace 6 yd. pass from J. Flacco (J. Tucker kick)	7-45, 3:17	24-27
Bengals	4	0:44	T. Boyd 49 yd. pass from A. Dalton (R. Bullock kick)	11-90, 1:59	31-27

OFFICIALS – Referee: Ron Torbert (62), Umpire: Paul King (121), Down Judge: Sarah Thomas (53), Line Judge: Mark Steinkerchner (84), Side Judge: Scott Edwards (3), Field Judge: Aaron Santi (50), Back Judge: Greg Yette (38)

TEAM STATISTICS		BENGALS	RAVENS	INDIVIDUAL STATISTICS																	
First Downs		22 (5-14-3)	19 (7-11-1)	BENGALS																	
Third Downs		5-15 (33%)	5-17 (29%)	RAVENS																	
Fourth Downs		1-1 (100%)	1-2 (50%)	RUSHING	ATT	YDS	AVG	LG	TD	RUSHING	ATT	YDS	AVG	LG	TD						
Total Net Yards		359	312	J. Mixon	18	96	5.3	17	0	A. Collins	20	78	3.9	17	1						
Plays - Average		75-4.8	74-4.2	G. Bernard	10	52	5.2	21	0	J. Allen	5	37	7.4	19	0						
Net Yds Rushing		146	118	A. Dalton	2	-2	-1.0	-1	0	D. Woodhead	1	3	3.0	3	0						
Rushes - Average		30-3.9	26-4.5	Total	30	146	4.9	21	0	Total	26	118	4.5	19	1						
Net Yds Passing		213	194	PASSING	ATT	CMP	YDS	SK/YD	TD	LG	IN	RT	PASSING	ATT	CMP	YDS	SK/YD	TD	LG	IN	RT
Att. - Yds Lost - Gross Pass.		1-9-222	1-9-203	A. Dalton	44	23	222	1/9	3	49	0	89.4	J. Flacco	47	25	203	1/9	2	16	1	69.7
Passes Att. - Comp. - INT		44-23-0	47-25-1	Total	44	23	222	1/9	3	49	0	89.4	Total	47	25	203	1/9	2	16	1	69.7
Red Zone		2-3 (67%)	3-4 (75%)	RECEIVING	REC	YDS	AVG	LG	TD	RECEIVING	REC	YDS	AVG	LG	TD						
Goal-to-Go		2-2 (100%)	1-1 (100%)	T. Kroft	6	53	8.8	20	2	B. Watson	7	61	8.7	13	0						
Punts - Average		8-42.8	8-41.6	G. Bernard	6	18	3.0	11	0	M. Wallace	5	40	8.0	12	1						
Penalties - Yards		6-60	5-47	T. Boyd	5	91	18.2	49	1	D. Woodhead	4	16	4.0	9	0						
Fumbles - Lost		2-1	0-0	B. LaFell	2	35	17.5	22	0	M. Campanaro	3	36	12.0	15	0						
Time of Possession		28:39	31:21	A. Green	2	17	8.5	11	0	N. Boyle	2	24	12.0	16	0						
				C. Uzomah	1	7	7.0	7	0	A. Collins	2	18	9.0	11	0						
				J. Mixon	1	1	1.0	1	0	C. Moore	1	6	6.0	6	1						
				Total	23	222	9.7	49	3	Total	25	203	8.1	16	2						
				INTERCEPTIONS	NO	YDS	AVG	LG	TD	INTERCEPTIONS	NO	YDS	AVG	LG	TD						
				D. Dennard	1	89	89.0	89	1	Total	0	0	0	0	0						
				Total	1	89	89.0	89	1	SACKS											
				SACKS						C. Dunlap 1-9											
				TACKLES (TOP 3)						Total											
				V. Rey 10 (8 solo), H. Nickerson 7 (7 solo)						TACKLES (TOP 3)											
				B. Bell 6 (4 solo), G. Iloka 6 (4 solo)						M. Canady 8 (7 solo), C. Mosley 6 (5 solo), P. Onwuasor 6 (5 solo), B. Williams 6 (4 solo)											



PLAYER BIOGRAPHIES

16

WIDE RECEIVER
6-3 | 197



QUINCY ADEBOYEJO

COLLEGE: MISSISSIPPI HS: CEDAR HILL (TX)

BORN: 5/26/95, CEDAR HILL, TX

EXP. (NFL/RAVENS): 1/1 GP/GS (PLAYOFFS): 1/0 (0/0)



TOGETHER

— KEY TRANSACTIONS —

- Elevated to the Ravens' 53-man roster on 12/26/17
- Signed to Baltimore's practice squad on 9/3/17 after being waived by the Ravens on 9/2/17
- Originally signed with the Ravens as a RFA on 5/5/17

— COLLEGE HIGHLIGHTS —

- Appeared in 51 games (27 starts), recording 106 receptions for 1,454 yards (13.7 avg.) and 11 TDs
- Finished his Rebels' career ranked in the Top 20 receptions and tied for 11th in TD catches
- Played in 12 games (11 starts) as a senior, posting 35 catches for 456 yards and 1 TD
- Posted his best season as a junior in 2015, recording career highs in receptions (38), receiving yards (604) and receiving TDs (7)...Helped Ole Miss break several single-season school records, including total yards, points, touchdowns and passing yards
- Played in every game (five starts) as a sophomore in 2014, primarily appearing at slot receiver and tallying 26 receptions for 313 yards and 2 TDs

— PERSONAL —

- Last name is pronounced: add-ah-BOY-joe
- Majored in general studies at Mississippi

— 2017 SEASON HIGHLIGHTS —

- Spent the season's first 15 games on the Ravens' practice squad before being added to the active roster on 12/26/17
- Saw action on offense and on special teams in his first-career game vs. Cin. (12/31)
- Spent games 1-15 on the Ravens' practice squad prior to being elevated to Baltimore's 53-man roster on 12/26/17

2017

GAME-BY-GAME OFFENSE

RAVENS Date/Opp.	RECEIVING					RUSHING				
	No.	Yds.	Avg.	LG	TD	No.	Yds.	Avg.	LG	TD
9/10 @ Cin.	RAVENS' PRACTICE SQUAD	--	--	--	--	--	--	--	--	--
9/17 vs. Cle.	RAVENS' PRACTICE SQUAD	--	--	--	--	--	--	--	--	--
9/24 @ Jax.	RAVENS' PRACTICE SQUAD	--	--	--	--	--	--	--	--	--
10/1 vs. Pit.	RAVENS' PRACTICE SQUAD	--	--	--	--	--	--	--	--	--
10/8 @ Oak.	RAVENS' PRACTICE SQUAD	--	--	--	--	--	--	--	--	--
10/15 vs. Chi.	RAVENS' PRACTICE SQUAD	--	--	--	--	--	--	--	--	--
10/22 @ Min.	RAVENS' PRACTICE SQUAD	--	--	--	--	--	--	--	--	--
10/26 vs. Mia.	RAVENS' PRACTICE SQUAD	--	--	--	--	--	--	--	--	--
11/5 @ Ten.	RAVENS' PRACTICE SQUAD	--	--	--	--	--	--	--	--	--
11/19 @ GB	RAVENS' PRACTICE SQUAD	--	--	--	--	--	--	--	--	--
11/27 vs. Hou.	RAVENS' PRACTICE SQUAD	--	--	--	--	--	--	--	--	--
12/3 vs. Det.	RAVENS' PRACTICE SQUAD	--	--	--	--	--	--	--	--	--
12/10 @ Pit.	RAVENS' PRACTICE SQUAD	--	--	--	--	--	--	--	--	--
12/17 @ Cle.	RAVENS' PRACTICE SQUAD	--	--	--	--	--	--	--	--	--
12/23 vs. Ind.	RAVENS' PRACTICE SQUAD	--	--	--	--	--	--	--	--	--
12/31 vs. Cin.	0	0	0.0	0	0	0	0	0.0	0	0
Totals	0	0	0.0	0	0	0	0	0.0	0	0

REGULAR SEASON

Year	Team	GP	GS	RECEIVING					RUSHING					
				No.	Yards	Avg.	LG	TD	No.	Yards	Avg.	LG	TD	
2017	Baltimore	1	0	0	0	0.0	0	0	0	0	0	0.0	0	0
Totals		1	0	0	0	0.0	0	0	0	0	0	0.0	0	0

CAREER SINGLE-GAME HIGHS (REGULAR SEASON)

RECEIVING

Receptions: None
Yardage: None

Long Gain: None
Touchdowns: None

RUSHING

Carries: None
Yardage: None

Long Gain: None
Touchdowns: None



37

RUNNING BACK
6-0 222



JAVORIUS ALLEN

COLLEGE: SOUTHERN CALIFORNIA HS: LINCOLN (TALLHASSEE, FL)

BORN: 8/27/91, TALLHASSEE, FL

EXP. (NFL/RAVENS): 3/3 GP/GS (PLAYOFFS): 40/6 (0/0)



TOGETHER

— KEY TRANSACTIONS —

- Selected by the Ravens in the fourth round (125th overall) of the 2015 NFL Draft
- Was the second of three Ravens' draft picks (OLB Za'Darius Smith – 122nd and CB Tray Walker – 136th) chosen in the fourth round
- Declared for the 2015 NFL Draft after his junior season

— CAREER HIGHLIGHTS —

- In 2017, rushed for a career-high 591 rushing yards and 4 TDs on 153 carries, adding 250 receiving yards and 2 TDs on 46 receptions
- Scored a career-high 2 rushing TDs at Pit. (12/10/17)
- Blocked a punt, which WR Chris Moore returned 14 yards for a TD, in the 21-14 win vs. Pit. (11/6/16)
- Gained 514 rushing yards and 1 TD on 137 carries (3.8 avg.) and 353 receiving yards and 2 TDs on 45 receptions (7.8) in 16 games as a rookie in 2015
- Was part of a 2015 offense that totaled a single-season franchise-record 4,271 net passing yards and the second-most total net yards (5,749) in team history
- Became the 25th player in team history to post 170 scrimmage yards (107 receiving on 12 receptions and 63 rushing on 17 attempts) at Mia. (12/6/15)...Had a career-long 41-yard TD catch in the contest

— PERSONAL —

- Often goes by the nickname of "Buck"
- **First name is pronounced: "juh-VAR-us"**
- Delivered the commencement address at USC's student-athlete graduation ceremony in May 2015
- First job was tending pigs in his hometown

— 2017 SEASON HIGHLIGHTS —

- Produced a career-high 591 rushing yards and 4 TDs on 153 carries, adding 250 receiving yards (46 catches) to help the Ravens produce the NFL's ninth-ranked scoring attack (24.7 ppg)...Over the last nine games of the season, Baltimore averaged the league's second-most points per contest (29.4)
- Registered a team-leading 70 rushing yards on 13 carries in a 27-10 win at Cle. (12/17)
- Scored a career-high 2 rushing TDs, gaining 25 yards on 9 carries and 32 yards on 2 receptions for an offense that gained a season-high 413 total yards at Pit. (12/10)
- Scored the Ravens' first TD of the game on a 10-yard run in a 23-16 victory vs. Hou. (11/27)
- Caught 7 passes for 44 yards and 1 TD, and registered 21 rushing yards at Ten. (11/5)
- Posted a team-high 8 receptions for 29 yards at Min. (10/22)
- Led the team with 73 rushing yards and 1 TD in the 30-17 victory at Oak. (10/8)
- Gained a team-high 66 yards on 14 carries and caught 5 passes for 35 yards and 1 TD in a 24-10 win vs. Cle. (9/17)
- Carried the ball a team-high 21 times for 71 yards, helping the offense register 157 rushing yards in the 20-0 season-opening victory at Cin. (9/10)

2017

GAME-BY-GAME OFFENSE

RAVENS Date/Opp.	RUSHING					RECEIVING				
	No.	Yds.	Avg.	LG	TD	No.	Yds.	Avg.	LG	TD
9/10 @ Cin.	21	71	3.4	17	0	0	0	0.0	0	0
9/17 vs. Cle.	14	66	4.7	37	0	5	35	7.0	11	1
9/24 @ Jax.	8	15	1.9	4	0	5	13	2.6	6	0
10/1 vs. Pit.	2	7	3.5	4	0	6	37	6.2	11	0
10/8 @ Oak.	21	73	3.5	9	1	4	12	3.0	8	0
10/15 vs. Chi.	10	49	4.9	12	0	3	17	5.7	14	0
10/22 @ Min.	6	20	3.3	7	0	8	29	3.6	12	0
10/26 vs. Mia	17	55	3.2	9	0	1	2	2.0	2	0
11/5 @ Ten.	7	21	3.0	7	0	7	44	6.3	10	1
11/19 @ GB	3	8	2.7	5	0	1	9	9.0	9	0
11/27 vs. Hou.	5	15	3.0	10t	1	1	2	2.0	2	0
12/3 vs. Det.	7	22	3.1	10	0	1	4	4.0	4	0
12/10 @ Pit.	6	25	4.2	9t	2	2	32	16.0	20	0
12/17 @ Cle.	13	70	5.4	16	0	1	4	4.0	4	0
12/23 vs. Ind.	8	37	4.6	10	0	1	10	10.0	10	0
12/31 vs. Cin.	5	37	7.4	19	0	0	0	0.0	0	0
Totals	153	591	3.9	37	4	46	250	5.4	20	2



37 JAVORIUS ALLEN

REGULAR SEASON

Year	Team	GP	GS	RUSHING					RECEIVING				
				No.	Yards	Avg.	LG	TD	No.	Yards	Avg.	LG	TD
2015	Baltimore	16	6	137	514	3.8	*44	1	45	353	7.8	41t	2
2016	Baltimore	8	0	9	34	3.8	7	0	3	15	5.0	8	0
2017	Baltimore	16	0	153	591	3.9	37	4	46	250	5.4	20	2
Totals		40	6	299	1,139	3.8	44	5	94	618	6.6	41t	4

* LED TEAM

SPECIAL TEAMS TACKLES (8): 2017 (8)

CAREER SINGLE-GAME HIGHS (REGULAR SEASON)

RUSHING

Carries:

22 (11/22/15 vs. STL)

Yardage:

77 (12/27/15 vs. Pit.)

Long Gain:

44 (10/11/15 vs. Cle.)

Touchdowns:

2 (12/10/17 at Pit.)

RECEIVING

Receptions:

12 (12/6/15 at Mia.)

Yardage:

107 (12/6/15 at Mia.)

Long Gain:

41t (12/6/15 at Mia.)

Touchdowns:

1 4 times (last: 11/5/17 at Ten.)

100-yard Receiving Games: 1 (107 yards, 12/6/15 at Mia.)

Additional Statistics: Blocked a punt, which WR Chris Moore returned 14 yards for a TD, vs. Pit. (11/6/16)



61

GUARD/CENTER
6-6 | 300



LUKE BOWANKO

COLLEGE: VIRGINIA HS: CENTREVILLE (CLIFTON, VA)

BORN: 6/13/91, CLIFTON, VA

EXP. (NFL/RAVENS): 4/1 GP/GS (PLAYOFFS): 41/15 (0/0)



TOGETHER

— KEY TRANSACTIONS —

- Traded to the Ravens from the Jaguars for an undisclosed draft pick on 9/2/17
- Activated from the PUP list to Jacksonville's 53-man roster on 12/10/16
- Placed on PUP (hip) on 8/29/16
- Originally selected by the Jaguars in the sixth round (205th overall) of the 2014 NFL Draft

— CAREER HIGHLIGHTS —

- Appeared in all 16 games with Baltimore in 2017, helping the team produce the NFL's ninth-ranked scoring attack (24.7 ppg)
- While with Jacksonville, appeared in 25 games (14 starts) over three seasons
- Made his first-career start at Ind. (9/21/14) and became the starting center for the remainder of the season
- As a rookie in 2014, appeared in all 16 games, making 14 starts at center

— PERSONAL —

- Last name is pronounced boh-WAIN-koh
- College roommate of Ravens DE Brent Urban at Virginia, and the two remain great friends

— 2017 SEASON HIGHLIGHTS (GP/GS: 16/1) —

- The Ravens permitted the league's seventh-fewest sacks (27, tied Vikings), helping the team produce the NFL's ninth-ranked scoring attack (24.7 ppg)... Over the last nine games of the season, Baltimore averaged the league's second-most points per contest (29.4)
- Started at LG in the 23-0 win at GB (11/19)
- Subbed for T Ronnie Stanley (shoulder), playing a few snaps at LG while G James Hurst moved to LT, at Ten. (11/5)
- Part of an offensive line that did not permit a sack, while paving the way for a season-high 174 rushing yards in a 40-0 win vs. Mia.
- Played on the O-line for an offense that did not allow a sack and generated 143 rushing yards in a 30-17 victory at Oak. (10/8)
- Competed on special teams vs. Pit. (10/1) and at Jax. (9/24, in London)
- Saw action on special teams in a 24-10 win vs. Cle. (9/17) and the 20-0, season-opening victory at Cin. (9/10)



54

OUTSIDE LINEBACKER
6-3 240



TYUS BOWSER

COLLEGE: HOUSTON HS: JOHN TYLER (TYLER, TX)

BORN: 5/23/95, TYLER, TX

EXP. (NFL/RAVENS): ROOKIE GP/GS (PLAYOFFS): 16/0 (0/0)



TOGETHER

— KEY TRANSACTIONS —

- Tyus Bowser was selected by the Ravens in the second round (47th overall) of the 2017 NFL Draft

— COLLEGE HONORS —

- Senior Bowl Invitee (2017)
- Second-team American Athletic Conference (2016)
- Second-team All-AAC by *Phil Steele* (2016)
- Honor Roll by *American Weekly* (Nov. 14, 2016)
- Butkus Award Watch List (2016)

— COLLEGE HIGHLIGHTS —

- Played in 48 games (23 starts) during his four-year career at Houston, recording 136 tackles (70 solo), 21.5 sacks (-144 yards), 27.5 TFL, 2 INTs, 8 PD, 3 FFs and 2 FRs
- Finished his career ranked seventh on the Cougars' all-time sacks list (21.5 sacks)
- Recorded the team's second-most TFL (12) and tied for the most sacks (8.5) despite missing five games as a senior in 2016

— PERSONAL —

- Also played shooting guard on the Houston basketball team during the 2013-14 and 2014-15 seasons
- Said that his basketball background has helped with his ability to play coverage linebacker
- Graduated with a degree in retailing & consumer science

— 2017 SEASON HIGHLIGHTS —

- Totaled 9 tackles (7 solo), 3 sacks (-13 yards), 1 INT (returned 27 yards) and 3 PD for a unit that led the league in both takeaways (34) and INTs (22)...Saw action in all 16 games as a rookie
- Recorded the third QB drop of his career, sacking Ben Roethlisberger for a 6-yard loss at Pit. (12/10)
- Recorded 1 sack (-5 yards) for a defense that posted a shutout and allowed a season-low 196 yards in a 40-0 win vs. Mia. (10/26)
- Registered 2 solo tackles vs. Chi. (10/15)
- Registered his first-career INT (returned for 27 yards) and registered 1 sack vs. Cle. (9/17)...It marked the 17th time in Ravens history a defender posted at least 1 sack and 1 INT in a game...Additionally, Bowser and S Dawan Landry (12/24/06 vs. Pit.) are the only Ravens rookies to accomplish the feat...Earned Pepsi Rookie of the Week honors
- Posted his first-career tackle for a defense that forced 5 turnovers (4 INTs and 1 FR) and posted the 11th shutout in franchise history in the 20-0, season-opening victory at Cin. (9/10)

2017

GAME-BY-GAME DEFENSE

RAVENS

Date/Opp.	TT	Solo	Asst.	Sacks	INT	PD	FF	FR
9/10 @ Cin.	1	1	0	0-0	0-0	0	0	0
9/17 vs. Cle.	2	2	0	1-2	1-27	1	0	0
9/24 @ Jax.	0	0	0	0-0	0-0	0	0	0
10/1 vs. Pit.	1	0	1	0-0	0-0	0	0	0
10/8 @ Oak.	0	0	0	0-0	0-0	0	0	0
10/15 vs. Chi.	2	2	0	0-0	0-0	0	0	0
10/22 @ Min.	0	0	0	0-0	0-0	0	0	0
10/26 vs. Mia.	1	1	0	1-5	0-0	1	0	0
11/5 @ Ten.	0	0	0	0-0	0-0	0	0	0
11/19 @ GB	0	0	0	0-0	0-0	1	0	0
11/27 vs. Hou.	0	0	0	0-0	0-0	0	0	0
12/3 vs. Det.	0	0	0	0-0	0-0	0	0	0
12/10 @ Pit.	1	1	0	1-6	0-0	0	0	0
12/17 @ Cle.	1	0	1	0-0	0-0	0	0	0
12/23 vs. Ind.	0	0	0	0-0	0-0	0	0	0
12/31 vs. Cin.	0	0	0	0-0	0-0	0	0	0
Totals	9	7	2	3-13	1-27	3	0	0

REGULAR SEASON


Year	Team	GP	GS	TACKLES			SACKS		INTERCEPTIONS					FUMBLES		
				TT	Solo	Asst.	No.	Yards	No.	Yards	LG	TD	PD	FF	FR	Yards
2017	Baltimore	16	0	9	7	2	3.0	13.0	1	27	0	0	3	0	0	0
Totals		16	0	9	7	2	3.0	13.0	1	27	0	0	3	0	0	0

SPECIAL TEAMS TACKLES (2): 2017 (2)

CAREER SINGLE-GAME HIGHS (REGULAR SEASON)

Total Tackles: 2 2 times (last: 10/15/17 vs. Chi.)	INTs: 1 (9/17/17 vs. Cle.)	Forced Fumbles: None
Solo Tackles: 2 2 times (last: 10/15/17 vs. Chi.)	Passes Defensed: 1 3 times (last: 11/19/17 at GB)	Fumble Recoveries: None
Sacks: 1 3 times (last: 12/10/17 at Pit.)		



86**TIGHT END**
6-4 | 270

NICK BOYLE

COLLEGE: DELAWARE **HS:** HIGH POINT REGIONAL (SUSSEX, NJ)**BORN:** 2/17/93, POMPTON PLAINS, NJ**EXP. (NFL/RAVENS):** 3/3 **GP/GS (PLAYOFFS):** 32/13 (0/0)**TOGETHER**

— KEY TRANSACTIONS —

- Selected by the Ravens in the fifth round (171st overall) of the 2015 NFL Draft
- Was the first of two Baltimore draft picks in the fifth round (G Robert Myers – 176th)

— CAREER HIGHLIGHTS —

- In 2017, posted 28 catches for 203 yards, helping the Ravens produce the NFL's No. 9 scoring attack (24.7 ppg)
- Established new career highs with 5 receptions for 36 yards vs. Pit. (10/1/17)
- Recorded 44 receiving yards on 6 receptions (7.3 avg.) in 2016, helping QB Joe Flacco post a franchise-record 4,317 passing yards
- Registered 153 yards on 18 receptions (8.5 avg.) for the league's No. 8 passing attack (266.9 ypg), which gained a single-season franchise-record 4,271 net passing yards, as rookie in 2015
- Set then-career highs in receiving yards (35) and receptions (3) vs. Jax. (11/15/15)...Secured a career-long 25-yard reception on Baltimore's opening play

— PERSONAL —

- Has two sisters who were college athletes: Lauren was a four-year starter in basketball at Muhlenberg (PA) College, and Kate played soccer for two seasons at Susquehanna (PA) University
- Favorite offseason hobby is fishing
- Proposed to his fiancée, Kristina, who is a nurse, in February, 2017...The two will get married in June
- Went to long-snapping camps in high school, initially thinking he would be primarily a long snapper in college

— 2017 SEASON HIGHLIGHTS —

- Registered 28 receptions for 203 yards, helping the Ravens produce the NFL's ninth-ranked scoring attack (24.7 ppg)... Over the last nine games of the season, Baltimore averaged the league's second-most points per contest (29.4)
- Caught 1 pass for 11 yards to help the Ravens produce a season high in points in the 44-20 victory vs. Det. (12/3)
- Produced 4 receptions for 29 yards and helped pave the way for 174 rushing yards as a blocker in a 40-0 win vs. Mia. (10/26)
- Registered career highs in receptions (5) and receiving yards (36) vs. Pit. (10/1)
- Started and caught a 14-yard pass in the 20-0, season-opening victory at Cin. (9/10)

2017

GAME-BY-GAME OFFENSE

RAVENS Date/Opp.	RECEIVING					RUSHING				
	No.	Yds.	Avg.	LG	TD	No.	Yds.	Avg.	LG	TD
9/10 @ Cin.	1	14	14.0	14	0	0	0	0.0	0	0
9/17 vs. Cle.	1	9	9.0	9	0	0	0	0.0	0	0
9/24 @ Jax.	2	14	7.0	7	0	0	0	0.0	0	0
10/1 vs. Pit.	5	36	7.2	14	0	0	0	0.0	0	0
10/8 @ Oak.	1	9	9.0	9	0	0	0	0.0	0	0
10/15 vs. Chi.	2	15	7.5	12	0	0	0	0.0	0	0
10/22 @ Min.	2	12	6.0	8	0	0	0	0.0	0	0
10/26 vs. Mia.	4	29	7.3	12	0	0	0	0.0	0	0
11/5 @ Ten.	INACTIVE - TOE					--	--	--	--	--
11/19 @ GB	1	2	2.0	2	0	0	0	0.0	0	0
11/27 vs. Hou.	1	9	9.0	9	0	0	0	0.0	0	0
12/3 vs. Det.	1	11	11.0	11	0	0	0	0.0	0	0
12/10 @ Pit.	1	1	1.0	1	0	0	0	0.0	0	0
12/17 @ Cle.	1	9	9.0	9	0	0	0	0.0	0	0
12/23 vs. Ind.	3	9	3.0	8	0	0	0	0.0	0	0
12/31 vs. Cin.	2	24	12.0	16	0	0	0	0.0	0	0
Totals	28	203	7.3	16	0	0	0	0.0	0	0

REGULAR SEASON

Year	Team	GP	GS	RECEIVING					RUSHING				
				No.	Yards	Avg.	LG	TD	No.	Yards	Avg.	LG	TD
2015	Baltimore	11	2	18	153	8.5	25	0	0	0	0.0	0	0
2016	Baltimore	6	0	6	44	7.3	20	0	0	0	0.0	0	0
2017	Baltimore	15	11	28	203	7.3	16	0	0	0	0.0	0	0
Totals		32	13	52	400	7.7	25	0	0	0	0.0	0	0

SPECIAL TEAMS TACKLES (2): 2016 (2)

CAREER SINGLE-GAME HIGHS (REGULAR SEASON)

RECEIVING

Receptions:
5 (10/1/17 vs. Pit.)
Yardage:
36 (10/1/17 vs. Pit.)

Long Gain:
25 (11/15/15 vs. Jax.)
Touchdowns:
None

RUSHING

Carries:
None
Yardage:
None
Long Gain:
None
Touchdowns:
None

Additional Statistics: Caught a Joe Flacco pass to convert a 2-point attempt vs. Chi. (10/15/17) and at Ari. (10/26/15); Also posted a 10-yard KOR at Den. (9/13/15)

53

INSIDE LINEBACKER
5-11 | 237



BAM BRADLEY

COLLEGE: PITTSBURGH HS: TROTWOOD-MADISON (TROTWOOD, OH)
BORN: 6/26/94, DAYTON, OH
EXP. (NFL/RAVENS): ROOKIE GP/GS (PLAYOFFS): 2/0 (0/0)



TOGETHER

— KEY TRANSACTIONS —

- Placed on Injured Reserve (knee) on 9/19/17
- Bam Bradley signed with the Ravens as a RFA on 5/5/17

— COLLEGE HIGHLIGHTS —

- In 48 career games, totaled 106 tackles (72 solo), 17 TFL (-63 yards), 4 sacks, 1 INT and 1 FR
- As a senior in 2016, tallied 29 tackles, including 5.5 TFL with 1 sack
- Totaled 33 tackles, including 5 TFL and 1 sack and 1 FF his junior year
- Registered 36 tackles, 2 sacks and 1 INT as a sophomore in 2014
- Tallied 4 tackles and 1 sack against Houston in the Armed Forces Bowl in 2014
- Posted 8 stops, including 2.5 TFL and 1 FR as a redshirt freshman

— PERSONAL —

- Has nine brothers and four sisters...Older brother, Nicholas Grigsby played with him at Pittsburgh and was a member of the Ravens' practice squad in 2017 prior to being signed by the Patriots
- Attended the same high school as Ravens defensive coordinator, Don Martindale
- Graduated with a bachelors degree in economics

— 2017 SEASON HIGHLIGHTS —

- Saw action on special teams in two games prior to being placed on Injured Reserve after suffering a knee injury vs. Cle. (9/17)
- Saw action on special teams in the 20-0 season-opening victory at Cin. (9/10)

2017

GAME-BY-GAME DEFENSE

RAVENS

Date/Opp.	TT	Solo	Asst.	Sacks	INT	PD	FF	FR
9/10 @ Cin.								
9/17 vs. Cle.								
9/24 @ Jax.								
10/1 vs. Pit								
10/8 @ Oak								
10/15 vs. Chi.								
10/22 @ Min.								
10/26 vs. Mia.								
11/5 @ Ten.								
11/19 @ GB								
11/27 vs. Hou.								
12/3 vs. Det								
12/10 @ Pit								
12/17 @ Cle.								
12/23 vs. Ind.								
12/31 vs. Cin.								
Totals	0	0	0	0-0	0-0	0	0	0

REGULAR SEASON

Year	Team	GP	GS	TACKLES			SACKS		INTERCEPTIONS					FUMBLES				
				TT	Solo	Asst.	No.	Yards	No.	Yards	LG	TD	PD	FF	FR	Yards		
2017	Baltimore	2	0	0	0	0	0.0	0.0	0	0	0	0	0	0	0	0	0	0
Totals		2	0	0	0	0	0.0	0.0	0	0	0	0	0	0	0	0	0	0

CAREER SINGLE-GAME HIGHS (REGULAR SEASON)

Total Tackles:

None

Solo Tackles:

None

INTs:

None

Passes Defensed:

None

Forced Fumbles:

None

Fumble Recoveries:

None

Sacks:

None



12

WIDE RECEIVER
5-9 | 191



MICHAEL CAMPANARO

COLLEGE: WAKE FOREST HS: RIVER HILL (CLARKSVILLE, MD)

BORN: 1/25/91, CLARKSVILLE, MD

EXP. (NFL/RAVENS): 4/4 GP/GS (PLAYOFFS): 24/0 (2/0)



TOGETHER

— KEY TRANSACTIONS —

- Re-signed with the Ravens on 4/6/17
- Elevated to the Ravens' 53-man roster on 12/13/16
- Signed to Baltimore's practice squad on 11/7/16
- Waived by the Ravens on 9/12/16
- Placed on Injured Reserve (back) on 10/3/15
- Originally selected by the Ravens in the seventh round (218th overall) of the 2014 NFL Draft

— HONORS —

- PFWA All-AFC as a punt returner (2017)

— CAREER HIGHLIGHTS —

- In 2017, gained 291 yards on 27 PRs (10.8 avg.), also posting career highs in receptions (19) and receiving yards (173)
- Posted a 77-yard PR-TD – which is the eighth longest in team history – with 1:37 remaining to help the Ravens send the game to OT vs. Chi. (10/15/17)
- Registered 72 yards on 3 carries (24.0 avg.) in 2016 after being elevated to the Ravens' 53-man roster for Baltimore's final three games
- Rushed for a career-long 39-yard gain in his first game of the 2016 season vs. Phi. (12/18/16)
- Became the second Ravens WR (Mark Clayton) to score a rushing TD in the 23-20 win at Pit. on 10/1/15
- Set a career high in receiving yards (40), including a career-long 19-yarder (tied), at Cin. (10/26/14)
- His first-career catch was a 19-yard TD in his NFL debut in the 48-17 victory at TB (10/12/14)

— PERSONAL —

- Has trained at Campanaro Strength and Conditioning, owned and operated by his brother, Nick
- Father, Attilio, and mother, Lisa, are retired chefs who owned and operated a catering business and café

— 2017 SEASON HIGHLIGHTS —

- Earned PFWA All-AFC honors as a punt returner, registering career highs in PR yards (291) and attempts (27), including a 77-yard TD...Also posted a career-best 173 receiving yards and 1 TD, helping the Ravens produce the NFL's ninth-ranked scoring attack (24.7 ppg)
- Caught 2 passes for 21 yards, including a 6-yard TD, in the 23-16 victory vs. Ind. (12/23)

- Returned a kickoff for a career-long 40-yard gain and caught 1 pass (8 yards) for an offense that gained a season-high 413 total yards at Pit. (12/10)
- Returned 3 punts for 28 yards, helping the Ravens produce a season high in points in the 44-20 win vs. Det. (12/3)
- Recorded a 28-yard punt return to set up a Ravens' scoring drive in a 23-0 win at GB (11/19)
- Inactive (shoulder) at Ten. (11/5) and in a 40-0 win vs. Mia. (10/26)
- Posted a 77-yard PR-TD – which is the eighth longest in team history – with 1:37 remaining to help the Ravens send the game to OT vs. Chi. (10/15)...Finished with a career-high 132 PR yards (third most in Ravens' history) on 5 attempts (26.4 avg.), also adding 3 receptions for 24 yards
- Posted a career-high 4 receptions for 25 yards and registered 2 KORs for 46 yards (23.0 avg.) vs. Pit. (10/1)
- Recorded 3 PRs for 19 yards and registered a 5-yard carry in a 24-10 win vs. Cle. (9/17)
- Handled all PR duties, returning 3 punts for 23 yards, including a 15-yarder, in the 20-0 win at Cin. (9/10)

2017

GAME-BY-GAME RETURNS

RAVENS Date/Opp.	KICKOFF RETURNS					PUNT RETURNS					
	No.	Yds.	Avg.	LG	TD	No.	FC	Yds.	Avg.	LG	TD
9/10 @ Cin.	0	0	0.0	0	0	3	1	23	7.7	15	0
9/17 vs. Cle.	0	0	0.0	0	0	3	0	19	6.3	14	0
9/24 @ Jax.	0	0	0.0	0	0	0	2	0	0.0	0	0
10/1 vs. Pit.	2	46	23.0	29	0	1	1	0	0.0	0	0
10/8 @ Oak.	0	0	0.0	0	0	2	1	19	9.5	10	0
10/15 vs. Chi.	0	0	0.0	0	0	5	1	132	26.4	77t	1
10/22 @ Min.	0	0	0.0	0	0	0	1	0	0.0	0	0
10/26 vs. Mia.	INACTIVE - SHOULDER					--	--	--	--	--	--
11/5 @ Ten.	INACTIVE - SHOULDER					--	--	--	--	--	--
11/19 @ GB	0	0	0.0	0	0	1	4	28	28.0	28	0
11/27 vs. Hou.	INACTIVE					--	--	--	--	--	--
12/3 vs. Det.	0	0	0.0	0	0	3	2	28	9.3	10	0
12/10 @ Pit.	1	40	40.0	40	0	1	2	0	0.0	0	0
12/17 @ Cle.	0	0	0.0	0	0	1	2	0	0.0	0	0
12/23 vs. Ind.	0	0	0.0	0	0	1	0	0	0.0	0	0
12/31 vs. Cin.	3	73	24.3	30	0	6	1	42	7.0	18	0
Totals	6	159	26.5	40	0	27	18	291	10.8	77t	1

2017

GAME-BY-GAME OFFENSE

RAVENS Date/Opp.	RECEIVING					RUSHING				
	No.	Yds.	Avg.	LG	TD	No.	Yds.	Avg.	LG	TD
9/10 @ Cin.	0	0	0.0	0	0	1	2	2.0	2	0
9/17 vs. Cle.	0	0	0.0	0	0	1	5	5.0	5	0
9/24 @ Jax.	1	3	3.0	3	0	1	7	7.0	7	0
10/1 vs. Pit.	4	25	6.3	11	0	0	0	0.0	0	0
10/8 @ Oak.	1	8	8.0	8	0	0	0	0.0	0	0
10/15 vs. Chi.	3	24	8.0	13	0	0	0	0.0	0	0
10/22 @ Min.	3	31	10.3	18	0	1	19	19.0	19	0
10/26 vs. Mia.	INACTIVE - SHOULDER					--	--	--	--	--
11/5 @ Ten.	INACTIVE - SHOULDER					--	--	--	--	--
11/19 @ GB	0	0	0.0	0	0	0	0	0.0	0	0
11/27 vs. Hou.	INACTIVE					--	--	--	--	--
12/3 vs. Det.	0	0	0.0	0	0	0	0	0.0	0	0
12/10 @ Pit.	1	8	8.0	8	0	0	0	0.0	0	0
12/17 @ Cle.	1	17	17.0	17	0	0	0	0.0	0	0
12/23 vs. Ind.	2	21	10.5	15	1	0	0	0.0	0	0
12/31 vs. Cin.	3	36	12.0	15	0	1	9	9.0	9	0
Totals	19	173	9.1	18	1	5	42	8.4	19	0

12 MICHAEL CAMPANARO

REGULAR SEASON

Year	Team	GP	GS	RECEIVING					RUSHING				
				No.	Yards	Avg.	LG	TD	No.	Yards	Avg.	LG	TD
2014	Baltimore	4	0	7	102	14.6	19t	1	0	0	0.0	0	0
2015	Baltimore	4	0	5	35	7.0	11	0	2	17	8.5	9t	1
2016	Baltimore	3	0	0	0	0.0	0	0	3	72	24.0	39	0
2017	Baltimore	13	0	19	173	9.1	18	1	5	42	8.4	19	0
Totals		24	0	31	310	10.0	19t	2	10	131	13.1	39	1

CAREER SINGLE-GAME HIGHS (REGULAR SEASON)

RECEIVING

Receptions:

4 (10/1/17 vs. Pit.)

Yardage:

40 (10/26/14 at Cin.)

Long Gain:

19 2 times (last: 10/26/14 at Cin.)

Touchdowns:

1 2 times (last: 12/23/17 vs. Ind.)

RUSHING

Carries:

1 10 times (last: 12/23/17 vs. Ind.)

Yardage:

39 (12/18/16 vs. Phi.)

Long Gain:

39 (12/18/16 vs. Phi.)

Touchdowns:

1 (10/1/15 at Pit.)

KICKOFF RETURNS

Year	Team	GP	GS	KICKOFF RETURNS					PUNT RETURNS					
				No.	Yards	Avg.	LG	TD	No.	FC	Yards	Avg.	LG	TD
2014	Baltimore	4	0	0	0	0.0	0	0	2	1	17	8.5	9	0
2015	Baltimore	4	0	3	79	26.3	29	0	3	3	49	16.3	21	0
2016	Baltimore	3	0	0	0	0.0	0	0	5	3	63	12.6	17	0
2017	Baltimore	13	0	6	159	26.5	40	0	27	18	291	10.8	77t	1
Totals		24	0	9	238	26.4	40	0	37	25	420	11.4	77t*	1

POSTSEASON

Year	Team	GP	GS	RECEIVING					RUSHING				
				No.	Yards	Avg.	LG	TD	No.	Yards	Avg.	LG	TD
2014	Baltimore	2	0	4	39	9.8	16	0	1	0	0.0	0	0
Totals		2	0	4	39	9.8	16	0	1	0	0.0	0	0

KICKOFF RETURNS

Year	Team	GP	GS	KICKOFF RETURNS					PUNT RETURNS					
				No.	Yards	Avg.	LG	TD	No.	FC	Yards	Avg.	LG	TD
2014	Baltimore	2	0	0	0	0.0	0	0	0	1	0	0.0	0	0
Totals		2	0	0	0	0.0	0	0	0	1	0	0.0	0	0



26

CORNERBACK
6-1 193



MAURICE CANADY

COLLEGE: VIRGINIA **HS:** VARINA (HENRICO, VA)
BORN: 5/26/94, RICHMOND, VA
EXP. (NFL/RAVENS): 2/2 **GP/GS (PLAYOFFS):** 12/2 (0/0)



TOGETHER

— KEY TRANSACTIONS —

- Activated to the 53-man roster on 11/3/17 after being placed on Injured Reserve (knee) on 9/4/17
- Placed on Injured Reserve (thigh) on 10/6/16
- Maurice Canady was selected by the Ravens in the sixth round (209th overall) of the 2016 NFL Draft

— CAREER HIGHLIGHTS —

- Returned from Injured Reserve and played in the Ravens' final eight games in 2017, posting 24 tackles (19 solo) and 1 PD for a unit that lead the league in INTs (22)
- Earned a game ball after recording a PD on fourth down to halt the Colts' potential game-winning drive in the 23-16 victory vs. Ind. (12/23/17)
- Registered 6 solo tackles in the 27-10 win at Cle. (12/17/17)
- Posted his first-career tackle in a 23-0 win at GB (11/19/17)
- Recorded 2 special teams tackles in his rookie season in 2016, finishing the season on Injured Reserve after suffering a thigh injury
- Posted his first-career special teams tackle in a 25-20, come-from-behind win at Cle. (9/18/16)

— PERSONAL —

- Majored in African-American studies at Virginia
- Attended Varina (Henrico, VA) HS, where he served as a team captain his senior year (2011)

— 2017 SEASON HIGHLIGHTS —

- Registered a career-best 24 tackles (19 solo) and 1 PD for a unit that led the league in both takeaways (34) and INTs (22) and finished ranked 12th overall (325.1 ypg)
- Produced a career-best 8 tackles (7 solo) vs. Cin. (12/31)

- Earned a game ball after recording a PD (the first of his career) on fourth down to halt the Colts' potential game-winning drive in the 23-16 victory vs. Ind. (12/23)
- Earned a game ball after recording a PD on fourth down to halt the Colts' final drive in the 23-16 victory vs. Ind. (12/23)
- Recorded 6 tackles for a defense that produced 4 takeaways and held the Browns to 146 passing yards in a 27-10 win at Cle. (12/17)
- Produced 5 tackles and 1 PD from scrimmage in a 44-20 victory vs. Det. (12/3)
- Tallied 2 special teams tackles and 2 tackles from scrimmage for a defense that produced 3 turnovers and permitted just 66 rushing yards in a 23-16 win vs. Hou. (11/27)
- Activated to the 53-man roster from Injured Reserve on 11/3/17

2017

GAME-BY-GAME DEFENSE RAVENS

Date/Opp.	TT	Solo	Asst.	Sacks	INT	PD	FF	FR
9/10 @ Cin.								
9/17 vs. Cle.								
9/24 @ Jax.								
10/1 vs. Pit.								
10/8 @ Oak.								
10/15 vs. Chi.								
10/22 @ Min.								
10/26 vs. Mia.								
11/5 @ Ten.	0	0	0	0-0	0-0	0	0	0
11/19 @ GB	1	1	0	0-0	0-0	0	0	0
11/27 vs. Hou.	2	1	1	0-0	0-0	0	0	0
12/3 vs. Det.	5	3	2	0-0	0-0	0	0	0
12/10 @ Pit.	1	1	0	0-0	0-0	0	0	0
12/17 @ Cle.	6	6	0	0-0	0-0	0	0	0
12/23 vs. Ind.	1	0	1	0-0	0-0	1	0	0
12/31 vs. Cin.	8	7	1	0-0	0-0	0	0	0
Totals	24	19	5	0-0	0-0	1	0	0

REGULAR SEASON

Year	Team	GP	GS	TACKLES			SACKS		INTERCEPTIONS					FUMBLES				
				TT	Solo	Asst.	No.	Yards	No.	Yards	LG	TD	PD	FF	FR	Yards		
2016	Baltimore	4	0	0	0	0	0.0	0.0	0	0	0	0	0	0	0	0	0	0
2017	Baltimore	8	2	24	19	5	0.0	0.0	0	0	0	0	1	0	0	0	0	0
Totals		12	2	24	19	5	0.0	0.0	0	0	0	0	1	0	0	0	0	0

SPECIAL TEAMS TACKLES (5): 2016 (2); 2017 (3)

CAREER SINGLE-GAME HIGHS (REGULAR SEASON)

Total Tackles:
8 (12/31/17 vs. Cin.)
Solo Tackles:
7 (12/31/17 vs. Cin.)

INTs:
None
Passes Defensed:
1 (12/23/17 vs. Ind.)

Forced Fumbles:
None
Fumble Recoveries:
None

Additional Statistics: Recovered a fumble on a punt return vs. Det. (12/3/17)



24

CORNERBACK
6-0 | 210



BRANDON CARR

COLLEGE: GRAND VALLEY STATE HS: CARMAN-AINSWORTH (FLINT, MI)

BORN: 5/19/86, FLINT, MI

EXP. (NFL/RAVENS): 10/1 GP/GS (PLAYOFFS): 160/160 (4/4)



TOGETHER

— KEY TRANSACTIONS —

- Signed with the Ravens as an UFA (Dal.) on 3/20/17
- Signed with Dallas as an UFA (KC) on 3/14/12
- Originally selected by Kansas City in the fifth round (140th overall) of the 2008 NFL Draft

— HONORS —

- Cowboys Walter Payton Man of The Year (2014, 2015)
- NFC Defensive Player of the Week (Week 15, 2012)
- *USA Today's* All-Joe Rookie Team (2008)

— CAREER HIGHLIGHTS —

- Owns 607 tackles (527 solo), 19 INTs (2 returned for touchdowns), 121 PD, 9 FRs, 1 sack and 1 FF
- Starting every game since entering the NFL in 2008, Carr's 160-consecutive starts rank as the NFL's longest active streak among all defenders...Carr's 160 starts rank third among all active NFL players
- Carr's 121 PD rank sixth in the NFL since he was drafted in 2008
- In 2016, posted 61 tackles (53 solo), 1 INT and 9 PD, helping the Cowboys produce a 13-3 record and earn a No. 1 overall seed in the NFC playoffs
- In his debut season with the Cowboys in 2012, registered 53 tackles, 10 PD and 3 INTs, including a theft returned 47 yards for a TD
- Posted a league-leading 25 PD in 2010 for the Chiefs
- Earned a spot on *USA Today's* All-Joe Rookie team after starting all 16 games and registering 73 tackles (70 solo), 2 INTs and 6 PD in his first NFL season (2008)

— PERSONAL —

- Founded his own foundation, Carr Cares, in 2012, which is geared towards improving child literacy...Has visited multiple schools in Baltimore in 2017 to read to students
- Married his wife, Shatory, in May 2014, and the couple has a daughter, Sidney, and a son, Austin
- Given the nickname, "Iron Horse" while in Kansas City because of his durability
- Listens to a gospel music mix to get himself pumped up on gameday

— 2017 SEASON HIGHLIGHTS —

- Started all 16 games for the 10th-consecutive season, finishing with 56 tackles (50 solo), a team-leading 12 PD and a career-high-tying 4 INTs for a unit that led the league in both takeaways (34) and interceptions (22)
- Registered 4 tackles and notched his fourth INT of the season for a defense that produced 4 takeaways and held the Browns to 146 passing yards in a 27-10 win at Cle. (12/17)
- Produced 3 tackles for a defense that forced 5 turnovers, registered 6 sacks and posted its third shutout of the season in a 23-0 win at GB (11/19)...It marked just the third time in franchise history the Ravens recorded 6 sacks and forced 5 turnovers
- Recorded a team-leading 7 tackles for a defense that posted a shutout and allowed a season-low 196 yards in a 40-0 win vs. Mia. (10/26)
- Posted 6 tackles and 1 INT (33-yard return) at Min. (10/22)
- Started his 150th-career game vs. Chi. (10/15)
- Produced his second INT of the season and posted a game-high 4 PD as a part of a unit that forced 5 turnovers (4 INTs and 1 FR) for the second-consecutive game in a 24-10 win vs. Cle. (9/17)
- Started his 145th-consecutive contest and returned a QB Andy Dalton INT 20 yards in his first game as a Raven...Also tallied 2 tackles for a defense that forced 5 turnovers (4 INTs and 1 FR) and posted the 11th shutout in franchise history in the 20-0, season-opening victory at Cin. (9/10)

2017

GAME-BY-GAME DEFENSE

RAVENS

Date/Opp.	TT	Solo	Asst.	Sacks	INT	PD	FF	FR
9/10 @ Cin.	2	2	0	0-0	1-20	2	0	0
9/17 vs. Cle.	3	3	0	0-0	1-4	4	0	0
9/24 @ Jax.	2	2	0	0-0	0-0	0	0	0
10/1 vs. Pit.	4	3	1	0-0	0-0	0	0	0
10/8 @ Oak.	2	1	1	0-0	0-0	0	0	0
10/15 vs. Chi.	2	1	1	0-0	0-0	0	0	0
10/22 @ Min.	6	5	1	0-0	1-33	1	0	0
10/26 vs. Mia.	7	7	0	0-0	0-0	0	0	0
11/5 @ Ten.	4	3	1	0-0	0-0	0	0	0
11/19 @ GB	3	2	1	0-0	0-0	0	0	0
11/27 vs. Hou.	3	3	0	0-0	0-0	0	0	0
12/3 vs. Det.	2	2	0	0-0	0-0	0	0	0
12/10 @ Pit.	6	6	0	0-0	0-0	1	0	0
12/17 @ Cle.	4	4	0	0-0	1-0	1	0	0
12/23 vs. Ind.	3	3	0	0-0	0-0	1	0	0
12/31 vs. Cin.	3	3	0	0-0	0-0	2	0	0
Totals	56	50	6	0-0	4-57	12	0	0



24 BRANDON CARR

REGULAR SEASON

Year	Team	GP	GS	TACKLES			SACKS		INTERCEPTIONS					FUMBLES		
				TT	Solo	Asst.	No.	Yards	No.	Yards	LG	TD	PD	FF	FR	Yards
2008	Kansas City	16	16	73	70	3	0.0	0.0	2	67	35	0	6	0	2	0
2009	Kansas City	16	16	61	56	5	0.0	0.0	1	31	31	0	19	1	2	1
2010	Kansas City	16	16	57	46	11	0.0	0.0	1	0	0	0	#25	0	2	23
2011	Kansas City	16	16	45	39	6	0.0	0.0	*4	17	14	0	15	0	0	0
2012	Dallas	16	16	53	48	5	0.0	0.0	*3	*120	47t	1	*10	0	0	0
2013	Dallas	16	16	71	60	11	0.0	0.0	3	49	49t	1	*12	0	1	0
2014	Dallas	16	16	54	45	9	1.0	7.0	0	0	0	0	7	0	1	0
2015	Dallas	16	16	76	60	16	0.0	0.0	0	0	0	0	6	0	1	0
2016	Dallas	16	16	61	53	8	0.0	0.0	1	0	0	0	9	0	0	0
2017	Baltimore	16	16	56	50	6	0.0	0.0	4	57	33	0	*12	0	0	0
Totals		160	160	607	527	80	1.0	7.0	19	341	49t	2	121	1	9	0

*LED TEAM # LED NFL

SPECIAL TEAMS TACKLES (1): 2009 (1)

CAREER SINGLE-GAME HIGHS (REGULAR SEASON)

Total Tackles:
9 2 times (last: 10/27/13 at Det.)

Solo Tackles:
9 (9/21/08 at Atl.)

Sacks:
1 (11/9/14 at Jax.)

INTs:
1 19 times (last: 12/17/17 at Cle.)

Passes Defensed:
5 (12/5/10 vs. Den.)

Forced Fumbles:
1 (12/13/09 vs. Buf.)

Fumble Recoveries:
1 (12/27/15 at Buf.)

POSTSEASON

Year	Team	GP	GS	TACKLES			SACKS		INTERCEPTIONS					FUMBLES			
				TT	Solo	Asst.	No.	Yards	No.	Yards	LG	TD	PD	FF	FR	Yards	
2010	Kansas City	1	1	3	3	0	0.0	0.0	0	0	0	0	0	0	0	0	0
2014	Dallas	2	2	9	9	0	0.0	0.0	0	0	0	0	1	0	0	0	
2016	Dallas	1	1	3	3	0	0.0	0.0	0	0	0	0	0	0	0	0	
Totals		4	4	15	15	0	0.0	0.0	0	0	0	0	1	0	0	0	

CARR IS THE IRON HORSE

Ravens CB Brandon Carr's 160-consecutive starts rank as the NFL's longest active streak among defensive players, and it stands third overall among all NFL position players.

NFL CONSECUTIVE GAMES STARTED / CURRENT STREAKS

Rk.	Player	Games
1.	Philip Rivers (LAC)	192
2.	Jason Witten (Dal.)	179
3.	Brandon Carr (Bal.)	160*
4.	Glover Quin (Det.)	132
5.	Matt Ryan (Atl.)	131
6.	Three Players	112

* longest streak among NFL defenders



12

Passes Defensed
Ravens Most in 2017

4

Interceptions
in 2017, tied (2011)
for a career best

CARR A STEADY VETERAN

RAVENS INTERCEPTIONS (2017 Season)

Rk.	Player	INTs
1.	Eric Weddle	6
2.	Brandon Carr	4
3.	Jimmy Smith	3
4.	C.J. Mosley	2
	L. Webb, M. Humphrey	2

NFL INTERCEPTIONS (2017 Season)

Rk.	Team	INTs
1.	Baltimore	22
2.	Jacksonville	21
3.	New Orleans	20
4.	Detroit	19
	Philadelphia	19

Quick Hit: Brandon Carr's 12 PD ranked No. 1 on the team in 2017.



36

SAFETY
6-0 | 210



CHUCK CLARK

COLLEGE: VIRGINIA TECH **HS:** KING'S FORK (SUFFOLK, VA)
BORN: 4/19/95, PHILADELPHIA, PA
EXP. (NFL/RAVENS): ROOKIE **GP/GS (PLAYOFFS):** 15/0 (0/0)



TOGETHER

— KEY TRANSACTIONS —

- Chuck Clark was selected by the Ravens in the sixth round (186th overall) of the 2017 NFL Draft

— COLLEGE HONORS —

- First-team All-ACC by *Pro Football Focus* (2016)
- Honorable mention All-ACC by ACSMA (2016)
- All-ACC Academic Football Team (2014)

— COLLEGE HIGHLIGHTS —

- In 52 career games (40 starts), posted 296 tackles (173 solo), 2.5 sacks (-17 yards), 2 INTs, 23 PD and 1 FF
- Recorded at least 70 tackles in three-consecutive seasons, including a career-high 107 stops as a junior
- Started 37-consecutive games to close out his career, marking the longest active streak among Hokie players

— PERSONAL —

- Looked up to NFL safeties Sean Taylor and Brian Dawkins when he was younger...One of his favorite current players is Arizona's Tyrann Mathieu
- Blueberry pancakes and blueberry donuts are two of his favorite foods
- Following football, would like to pursue a career working to help guide and counsel troubled teens
- Graduated with a human development degree and minor in sociology from Virginia Tech

— 2017 SEASON HIGHLIGHTS —

- Produced 8 special teams tackles, 5 tackles from scrimmage (all solo) and 2 PD for a unit that led the league in both takeaways (34) and interceptions (22)
- Recorded a career-best 2 tackles from scrimmage vs. Cin. (12/31)
- Posted 1 tackle from scrimmage and 1 on special teams in the 44-20 victory vs. Det. (12/3)
- Saw action on special teams and notched 1 PD for a defense that forced 5 turnovers, registered 6 sacks and posted its third shutout of the season in a 23-0 win at GB (11/19)
- Saw action from scrimmage and recorded 1 special teams tackle for the third-consecutive game vs. Pit. (10/1)
- Notched his first-career special teams tackle in a 24-10 win vs. Cle. (9/17)
- In his first-career game, saw action on special teams and for a defense that forced 5 turnovers (4 INTs and 1 FR) and posted the 11th shutout in franchise history in the 20-0, season-opening victory at Cin. (9/10)

2017

GAME-BY-GAME DEFENSE

RAVENS										
Date/Opp.	TT	Solo	Asst.	Sacks	INT	PD	FF	FR		
9/10 @ Cin.	0	0	0	0-0	0-0	0	0	0		
9/17 vs. Cle.	SAW ACTION ON SPECIAL TEAMS									
9/24 @ Jax.	1	1	0	0-0	0-0	0	0	0		
10/1 vs. Pit.	0	0	0	0-0	0-0	0	0	0		
10/8 @ Oak.	SAW ACTION ON SPECIAL TEAMS									
10/15 vs. Chi.	SAW ACTION ON SPECIAL TEAMS									
10/22 @ Min.	1	1	0	0-0	0-0	0	0	0		
10/26 vs. Mia.	SAW ACTION ON SPECIAL TEAMS									
11/5 @ Ten.	INACTIVE - THIGH									
11/19 @ GB	0	0	0	0-0	0-0	1	0	0		
11/27 vs. Hou.	SAW ACTION ON SPECIAL TEAMS									
12/3 vs. Det.	1	1	0	0-0	0-0	0	0	0		
12/10 @ Pit.	0	0	0	0-0	0-0	0	0	0		
12/17 @ Cle.	SAW ACTION ON SPECIAL TEAMS									
12/23 vs. Ind.	SAW ACTION ON SPECIAL TEAMS									
12/31 vs. Cin.	2	2	0	0-0	0-0	1	0	0		
Totals	5	5	0	0-0	0-0	2	0	0		

REGULAR SEASON

Year	Team	GP	GS	TACKLES			SACKS		INTERCEPTIONS				FUMBLES			
				TT	Solo	Asst.	No.	Yards	No.	Yards	LG	TD	PD	FF	FR	Yards
2017	Baltimore	15	0	5	5	0	0.0	0.0	0	0	0	0	2	0	0	0
Totals		15	0	5	5	0	0.0	0.0	0	0	0	0	2	0	0	0

SPECIAL TEAMS TACKLES (8): 2017 (8)

CAREER SINGLE-GAME HIGHS (REGULAR SEASON)

Total Tackles:
2 (12/31/17 vs. Cin.)
Solo Tackles:
2 (12/31/17 vs. Cin.)
Sacks:
None

INTs:
None
Passes Defensed:
1 2 times (last: 12/31/17 vs. Cin.)

Forced Fumbles:
None
Fumble Recoveries:
None



34

RUNNING BACK
5-10 | 210



ALEX COLLINS

COLLEGE: ARKANSAS **HS:** SOUTH PLANTATION (FORT LAUDERDALE, FL)
BORN: 8/26/94, FORT LAUDERDALE, FL
EXP. (NFL/RAVENS): 2/1 **GP/GS (PLAYOFFS):** 26/12 (2/0)



TOGETHER

— KEY TRANSACTIONS —

- Activated from Baltimore's practice squad to the 53-man roster on 9/16/17
- Signed to the Ravens' practice squad on 9/5/17 after being waived by the Seahawks on 9/2/17
- Originally selected by the Seattle in the fifth round (171st overall) of the 2016 NFL Draft

— CAREER HIGHLIGHTS —

- In 2017, registered a team-leading and career-high 973 rushing yards and 6 TDs on 212 carries (4.6 avg.)...Also posted career bests in receptions (23) and receiving yards (187)
- Scored multiple TDs (2) for the first time in his career, gaining 75 yards on 15 carries (5.0 avg.) in a 44-20 win vs. Det. (12/3/17)
- Recorded the first 100-yard rushing game of his career, totaling 113 yards on 18 attempts (6.3 avg.) in a 40-0 win vs. Mia. (10/26/17)
- Rushed for 82 yards on 9 carries in two consecutive contests: vs. Pit. (10/1/17) and at Jax. (9/24/17, in London)
- In his rookie season with Seattle in 2016, rushed for 125 yards and 1 TD on 31 carries (4.0 avg.), adding 11 receptions for 84 yards
- Tallied 55 total yards (27 rushing and 28 receiving) in the 2016 postseason with the Seahawks

— PERSONAL —

- Trained at the Drake School of Irish Dance in preparation for the 2016 NFL Draft and still enjoys it...Credits Irish Dance for helping with his footwork and conditioning
- Star lacrosse player in high school, producing a highlight tape that went viral

— 2017 SEASON HIGHLIGHTS —

- Finished ninth in the NFL and fourth in the AFC with a 4.6 ypc rushing average, posting career and team highs in rushing yards (973), attempts (212) and rushing TDs (6)
- In addition to his rushing totals, Collins registered a career-best 187 receiving yards on 23 receptions, helping the Ravens produce the NFL's ninth-ranked scoring attack (24.7 ppg)...Over the last nine games of the season, Baltimore averaged the league's second-most points per contest (29.4)
- Led the Ravens with 66 yards from scrimmage (51 rushing & 15 receiving) in the 23-16 victory vs. Ind. (12/23)
- Recorded single-game career bests in rushing yards (120) and receiving yards (46), adding 1 TD for an offense that gained a season-high 413 total yards at Pit. (12/10)
- Carried the ball 15 times for 75 yards, registering a career-high 2 rushing TDs and helping the Ravens produce a season high in points in the 44-20 victory vs. Det. (12/3)... With his two scores, Collins became the first Raven since RB Willis McGahee in 2010 to post a rushing TD in three-consecutive games
- Scored a rushing TD for the second-consecutive week, recording 60 yards on 16 carries in a 23-16 win vs. Hou. (11/27)
- Registered a team-high 20 carries for 49 yards, including his first Ravens' TD, and had a season-high 4 catches for 22 yards in a 23-0 win at GB (11/19)
- Earned a game ball after recording the first 100-yard rushing game of his career, registering 113 yards on 18 attempts (6.3 avg.), in a 40-0 win vs. Mia. (10/26)
- Earned his first-career start and produced 82 yards on 9 carries, including a personal-best 50-yard run, vs. Pit. (10/1)
- Posted 82 rushing yards on 9 carries at Jax. (9/24, in London)
- Recorded 42 rushing yards on 7 carries (6.0 avg.) in his first action with the Ravens in a 24-10 win vs. Cle. (9/17)
- Activated from Baltimore's practice squad to the 53-man roster on 9/16/17

2017

GAME-BY-GAME OFFENSE

Date/Opp.	RUSHING					RECEIVING					
	No.	Yds.	Avg.	LG	TD	No.	Yds.	Avg.	LG	TD	
9/10 @ Cin.	ON RAVENS' PRACTICE SQUAD										
9/17 vs. Cle.	7	42	6.0	16	0	0	0	0.0	0	0	
9/24 @ Jax.	9	82	9.1	19	0	0	0	0.0	0	0	
10/1 vs. Pit.	9	82	9.1	50	0	0	0	0.0	0	0	
10/8 @ Oak.	12	55	4.6	25	0	0	0	0.0	0	0	
10/15 vs. Chi.	15	74	4.9	30	0	0	0	0.0	0	0	
10/22 @ Min.	10	30	3.0	8	0	0	0	0.0	0	0	
10/26 vs. Mia.	18	113	6.3	19	0	2	30	15.0	27	0	
11/5 @ Ten.	13	43	3.3	14	0	1	3	3.0	3	0	
11/19 @ GB	20	49	2.5	9	1	4	22	5.5	21	0	
11/27 vs. Hou.	16	60	3.8	29	1	2	-3	-1.5	0	0	
12/3 vs. Det.	15	75	5.0	11	2	2	23	11.5	14	0	
12/10 @ Pit.	18	120	6.7	21	1	2	46	23.0	37	0	
12/17 @ Cle.	12	19	1.6	6	0	5	33	6.6	14	0	
12/23 vs. Ind.	18	51	2.8	14	0	3	15	5.0	15	0	
12/31 vs. Cin.	20	78	3.9	17	1	2	18	9.0	11	0	
Totals	212	973	4.6	50	6	23	187	8.1	37	0	



34 ALEX COLLINS

REGULAR SEASON

Year	Team	GP	GS	RUSHING					RECEIVING				
				No.	Yards	Avg.	LG	TD	No.	Yards	Avg.	LG	TD
2016	Seattle	11	0	31	125	4.0	26	1	11	84	7.6	14	0
2017	Baltimore	15	12	*212	*973	*4.6	50	*6	23	187	8.1	37	0
Totals		26	12	243	1,098	4.5	50	7	34	271	8.0	37	0

*LED TEAM

CAREER SINGLE-GAME HIGHS (REGULAR SEASON)

RUSHING

Carries: 20 (11/19/17 at GB)
Yardage: 120 (12/10/17 at Pit.)
Long Gain: 50 (10/1/17 vs. Pit.)
Touchdowns: 2 (12/3/17 vs. Det.)

RECEIVING

Receptions: 5 (12/17/17 at Cle.)
Yardage: 46 (12/10/17 at Pit.)
Long Gain: 37 (12/10/17 at Pit.)
Touchdowns: None

100-yard Rushing Games: 2 (last: 120 yards, 12/10/17 at Pit.)

Year	Team	GP	GS	KICKOFF RETURNS					PUNT RETURNS					
				No.	Yards	Avg.	LG	TD	No.	FC	Yards	Avg.	LG	TD
2016	Seattle	11	0	0	0	0.0	0	0	0	0	0	0.0	0	0
2017	Baltimore	15	12	2	50	25.0	27	0	0	0	0	0.0	0	0
Totals		26	12	2	50	25.0	27	0	0	0	0	0.0	0	0

POSTSEASON

Year	Team	GP	GS	RUSHING					RECEIVING				
				No.	Yards	Avg.	LG	TD	No.	Yards	Avg.	LG	TD
2016	Seattle	2	0	8	27	3.4	10	0	3	28	9.3	12	0
Totals		2	0	8	27	3.4	10	0	3	28	9.3	12	0



4.6

RB Alex Collins' YPC
 Rushing Average
 (No. 8 in 2017 among RBs)(NFL's 11th best in 2017)

973

Rushing Yards
 by RB Alex Collins

29.4

Points Per Game
 by Ravens from Weeks 8-17
 (No. 2 in NFL in 2017)

6

2017 Games w/ at
 Least 135 Rushing Yards
 (5-1 record)

116.0

Rush Yards Per Game
 by Ravens in 2017
 (NFL's 11th best)

COLLINS' BREAKOUT YEAR

- **RB Alex Collins** finished with 973 rushing yards & 1,160 yards from scrimmage, adding 6 TDs, in 2017.
- Collins' 4.6 ypc avg. ranked fourth among NFL RBs who posted over 200 carries.
- The Ravens' rushing offense finished No. 11 in the NFL (116.0 ypg), up from 2016's No. 28 ranking.



51

LINEBACKER
6-3 | 241

KAMALEI CORREA

COLLEGE: BOISE STATE **HS:** ST. LOUIS SCHOOL (HONOLULU, HI)

BORN: 4/27/94, HONOLULU, HI

EXP. (NFL/RAVENS): 2/2 **GP/GS (PLAYOFFS):** 25/4 (0/0)

TOGETHER

— KEY TRANSACTIONS —

- Placed on Injured Reserve (ribs) on 12/24/16
- Kamalei Correa was selected by the Ravens in the second round (42nd overall) of the 2016 NFL Draft... Declared for the draft after his junior season

— CAREER HIGHLIGHTS —

- Appeared in 16 games, recording 8 tackles and 1 PD in 2017 for a defense that led the league in takeaways (34) and interceptions (22)
- Played in nine games as a rookie in 2016, posting 3 tackles, 1 PD and 1 FF for the league's seventh ranked defense (322.1 ypg)
- Made his first-career start and established a career-high 3 tackles and recorded his first-career FF (recovered by DT Timmy Jernigan) at NYJ (10/23/16)

— PERSONAL —

- Attended St. Louis School (Honolulu, HI) where he played football with Tennessee Titans QB Marcus Mariota, who was the second-overall pick in the 2015 NFL Draft
- Grew up a fan of the Green Bay Packers and says he tries to pattern his game after LB Clay Matthews
- Majored in general studies at Boise State

— 2017 SEASON HIGHLIGHTS —

- Posted 7 tackles on special teams and 8 from scrimmage, adding 1 PD for a unit that led the league in both takeaways (34) and interceptions (22)
- Started as part of a unit that forced 5 turnovers (4 INTs and 1 FR) for the second-consecutive game in a 24-10 win vs. Cle. (9/17)...It marked the first time the Ravens have registered 5 turnovers in back-to-back games in franchise history
- Earned his second-career start and notched a career-best 3 solo tackles for a defense that forced 5 turnovers (4 INTs and 1 FR) and posted the 11th shutout in franchise history in the 20-0, season-opening victory at Cin. (9/10)

2017

GAME-BY-GAME DEFENSE

RAVENS

Date/Opp.	TT	Solo	Asst.	Sacks	INT	PD	FF	FR
9/10 @ Cin.	3	3	0	0-0	0-0	0	0	0
9/17 vs. Cle.	1	0	1	0-0	0-0	0	0	0
9/24 @ Jax.	2	2	0	0-0	0-0	1	0	0
10/1 vs. Pit.	2	1	1	0-0	0-0	0	0	0
10/8 @ Oak.	0	0	0	0-0	0-0	0	0	0
10/15 vs. Chi.	0	0	0	0-0	0-0	0	0	0
10/22 @ Min.	0	0	0	0-0	0-0	0	0	0
10/26 vs. Mia.	0	0	0	0-0	0-0	0	0	0
11/5 @ Ten.	0	0	0	0-0	0-0	0	0	0
11/19 @ GB	0	0	0	0-0	0-0	0	0	0
11/27 vs. Hou.	0	0	0	0-0	0-0	0	0	0
12/3 vs. Det.	0	0	0	0-0	0-0	0	0	0
12/10 @ Pit.	0	0	0	0-0	0-0	0	0	0
12/17 @ Cle.	SAW ACTION ON SPECIAL TEAMS							
12/23 vs. Ind.	0	0	0	0-0	0-0	0	0	0
12/31 vs. Cin.	0	0	0	0-0	0-0	0	0	0
Totals	8	6	2	0-0	0-0	1	0	0

REGULAR SEASON

Year	Team	GP	GS	TACKLES			SACKS		INTERCEPTIONS				FUMBLES			
				TT	Solo	Asst.	No.	Yards	No.	Yards	LG	TD	PD	FF	FR	Yards
2016	Baltimore	9	1	3	2	1	0	0.0	0	0	0	0	1	1	0	0
2017	Baltimore	16	3	8	6	2	0	0.0	0	0	0	1	0	0	0	
Totals		25	4	11	8	3	0	0.0	0	0	0	2	1	0	0	

SPECIAL TEAMS TACKLES (8): 2016 (1); 2017 (7)

CAREER SINGLE-GAME HIGHS (REGULAR SEASON)

Total Tackles:

3 2 times (9/10/17 at Cin.)

Solo Tackles:

3 (9/10/17 at Cin.)

Sacks:

None

INTs:

None

Passes Defensed:

1 2 times (last: 9/24/17 at Jax.)

Forced Fumbles:

1 (10/23/16 at NYJ)

Fumble Recoveries:

None



46

LONG SNAPPER
6-4 | 235



MORGAN COX

COLLEGE: TENNESSEE HS: EVANGELICAL CHRISTIAN (MEMPHIS, TN)

BORN: 4/26/86, COLLIERVILLE, TN

EXP. (NFL/RAVENS): 8/8 GP/GS (PLAYOFFS): 118/0 (6/0)



TOGETHER

— KEY TRANSACTIONS —

- Re-signed with the Ravens on 3/9/16
- Re-signed with the Ravens on 3/17/15
- Re-signed with the Ravens on 3/12/13
- Originally signed with the Ravens as a RFA on 5/6/10

— HONORS —

- Two-time Pro Bowler (2015 & 2016 as a “need” player)
- Earned the team’s Ed Block Courage Award in 2011 after returning from an ACL injury suffered in 2010

— CAREER HIGHLIGHTS —

- In 2017, handled all snapping duties, helping P Sam Koch place a league-leading 40 punts inside the 20 and K Justin Tucker earn *Associated Press* second-team All-Pro honors after connecting on 34 of 37 FGAs
- Played a significant role in K Justin Tucker earning Pro Bowl and All-Pro honors in 2016...Cox snapped on all of Tucker’s kicks, helping him score a single-season team-record 141 points by connecting on 38 of 39 FGs
- Cox and P Sam Koch each earned their first-career Pro Bowl invites in 2015...Cox snapped on all 74 punts
- Snaps for K Justin Tucker, the most accurate kicker in NFL history (202-224, 90.2%), and Koch, the Ravens’ record-holder in punts (946), punt yards (42,754), gross average (45.2) and net average (39.5)
- Helped Tucker become the fastest kicker in NFL history to reach 500 points (60 games) and 100 FGM (50 games)
- Helped Tucker score 140 points in 2013, the second most in Ravens’ franchise history...Tucker converted a Ravens’ single-season-record 38 FGs (since tied) in 2013, besting Matt Stover (35 in 2000)

— PERSONAL —

- March 7, 2013 was proclaimed “Morgan Cox Day” in his hometown of Collierville, TN
- Wife, Lauren, is an actress and has appeared in Baltimore-filmed TV shows “House of Cards” and “Veep”
- Morgan and Lauren have a newborn son (Daniel)

— 2017 SEASON HIGHLIGHTS —

- Snapped on all punts and kicks, helping P Sam Koch place a franchise-record and NFL-best 40 punts inside the 20 and K Justin Tucker make 34 of 37 FGAs (91.9 %), tying his franchise record of 141 points
- Handled all snapping duties, helping K Justin Tucker connect on 2 FGAs and P Sam Koch place 4 punts inside the 20, including 3 punts inside the 5-yard line, in a 27-10 win at Cle. (12/17)
- Snapped on all punts, FGAs and PATs, helping P Sam Koch place 5 of his 7 punts inside the 20, in a 23-0 win at GB (11/19)
- Snapped on 3 FGM, including a season-long 57-yarder, from K Justin Tucker and recorded 1 special teams tackle at Min. (10/22)
- Handled all snapping duties, helping K Justin Tucker connect on 3 FGs and P Sam Koch boot 7 punts for 386 yards (55.0 avg.) vs. Chi. (10/15)...Koch’s 55.0-yard gross average stands as a Ravens’ single-game record (minimum of 4 punts)
- Snapped on 3 FGM and 4 PATs from K Justin Tucker in the 30-17 victory at Oak. (10/8)
- Handled all snapping duties, helping P Sam Koch record 7 punts for 311 yards (44.4 avg.), including a 67-yarder, at Jax. (9/24, in London)
- Helped P Sam Koch place 4 of his 5 punts inside the 20 and record a 43.0 net average in a 24-10 win vs. Cle. (9/17)
- Snapped on 2 FGM from K Justin Tucker and helped P Sam Koch register 6 punts for 250 yards (41.3 gross avg), including 2 punts inside the 20, in the 20-0 season-opening win at Cin. (9/10)

REGULAR SEASON

SPECIAL TEAMS TACKLES (9): 2010 (2); 2012 (2); 2013 (2), 2016 (2); 2017 (1)

CAREER SINGLE-GAME HIGHS (REGULAR SEASON)

Total Special Teams Tackles: 1 9 times (last: 10/22/17 at Min.)



94

DEFENSIVE TACKLE
6-5 | 321



CARL DAVIS

COLLEGE: IOWA HS: STEVENSON (STERLING HEIGHTS, MI)
BORN: 3/2/92, DETROIT, MI
EXP. (NFL/RAVENS): 3/3 GP/GS (PLAYOFFS): 28/12 (0/0)



TOGETHER

— KEY TRANSACTIONS —

- Placed on Injured Reserve (ankle) on 9/5/16
- Selected by the Ravens in the third round (90th overall) of the 2015 NFL Draft

— CAREER HIGHLIGHTS —

- In 2017, appeared in 15 games (nine starts) and recorded 19 tackles and a half-sack (-7 yards) for a defense that led the league in takeaways (34) and interceptions (22)
- Started and tied his career high with 3 solo tackles vs. Pit. (10/1/17)
- As a rookie in 2015, registered 11 tackles (4 solo) and 2 PD for the NFL's eighth-ranked defense (337.4 ypg), which finished No. 2 overall (291.1 ypg) and No. 1 vs. the pass (183.3 ypg) over the season's final eight games
- Notched 1 solo tackle and 1 PD in his first-career NFL start vs. Cin. (9/27/15)
- Established career highs in tackles (3) and solo stops (2) in his NFL debut at Den. (9/13/15)

— PERSONAL —

- In the process of officially trademarking the term "TRENCHWORK," a mindset he embodies daily
- Was an accomplished drummer in his church band while growing up

— 2017 SEASON HIGHLIGHTS —

- Played in 15 games (nine starts), registering a career-best 19 tackles and a half-sack (-7 yards) for a unit that led the league in both takeaways (34) and INTs (22)
- Started at DT for a defense that produced 3 sacks and held the Raiders to 245 total yards in the 30-17 victory at Oak. (10/8)...Left in the first quarter with a hamstring injury and did not return
- Posted 2 tackles, including 1 for loss, for a defense that produced 3 turnovers and permitted just 66 rushing yards in a 23-16 win vs. Hou. (11/27)
- Earned his first-career half-sack (-7 yards) at Ten. (11/5)
- Earned the start at DT in place of injured DT Brandon Williams and tied his career-high with 3 solo tackles vs. Pit. (10/1)
- Tallied 2 solo tackles as part of a unit that forced 5 turnovers (4 INTs and 1 FR) for the second-consecutive game in a 24-10 win vs. Cle. (9/17)...It marked the first time the Ravens have registered 5 turnovers in back-to-back games in franchise history

2017

GAME-BY-GAME DEFENSE RAVENS

Date/Opp.	TT	Solo	Asst.	Sacks	INT	PD	FF	FR
9/10 @ Cin.	0	0	0	0-0	0-0	0	0	0
9/17 vs. Cle.	2	2	0	0-0	0-0	0	0	0
9/24 @ Jax.	3	3	0	0-0	0-0	0	0	0
10/1 vs. Pit.	3	3	0	0-0	0-0	0	0	0
10/8 @ Oak.	0	0	0	0-0	0-0	0	0	0
10/15 vs. Chi.	INACTIVE - THIGH							
10/22 @ Min.	0	0	0	0-0	0-0	0	0	0
10/26 vs. Mia.	1	1	0	0-0	0-0	0	0	0
11/5 @ Ten.	1	0	1	0.5-7	0-0	0	0	0
11/19 @ GB	1	0	1	0-0	0-0	0	0	0
11/27 vs. Hou.	2	1	1	0-0	0-0	0	0	0
12/3 vs. Det.	3	1	2	0-0	0-0	0	0	0
12/10 @ Pit.	1	0	1	0-0	0-0	0	0	0
12/17 @ Cle.	0	0	0	0-0	0-0	1	0	0
12/23 vs. Ind.	0	0	0	0-0	0-0	0	0	0
12/31 vs. Cin.	2	1	1	0-0	0-0	0	0	0
Totals	19	12	7	0.5-7	0-0	1	0	0

REGULAR SEASON

Year	Team	GP	GS	TACKLES			SACKS		INTERCEPTIONS				FUMBLES			
				TT	Solo	Asst.	No.	Yards	No.	Yards	LG	TD	PD	FF	FR	Yards
2015	Baltimore	13	3	11	4	7	0.0	0.0	0	0	0	0	2	0	0	0
2016	Baltimore	0	0	INJURED RESERVE - ANKLE			--	--	--	--	--	--	--	--	--	--
2017	Baltimore	15	9	19	12	7	0.5	7.0	0	0	0	0	1	0	0	0
Totals		28	12	30	16	14	0.5	7.0	0	0	0	0	3	0	0	0

CAREER SINGLE-GAME HIGHS (REGULAR SEASON)

Total Tackles: 3 4 times (last: 12/3/17 vs. Det.)	INTs: None	Forced Fumbles: None
Solo Tackles: 3 2 times (last: 10/1/17 vs. Pit.)	Passes Defensed: 1 3 times (last: 12/17/17 at Cle.)	Fumble Recoveries: None
Sacks: 0.5 (11/5/17 at Ten.)		



70

GUARD / TACKLE
6-6 | 310



ANDREW DONNAL

COLLEGE: IOWA HS: ANTHONY WAYNE (WHITEHOUSE, OH)

BORN: 3/3/92, MONCLOVA, OH

EXP. (NFL/RAVENS): 3/1 GP/GS (PLAYOFFS): 27/6 (0/0)



TOGETHER

— KEY TRANSACTIONS —

- Claimed off waivers by Baltimore on 11/13/17 after being released by the Los Angeles Rams on 11/11/17
- Originally selected by the St. Louis Rams in the fourth round (119th overall) of the 2015 NFL Draft

— CAREER HIGHLIGHTS —

- Appeared in all 16 games in 2016 with LAR, making four starts (three at RT and one at RG)
- Played in five games (two starts) as a rookie in 2015, helping Rams RB Todd Gurley earn Pro Bowl Honors and win *Associated Press* NFL Offensive Rookie of the Year
- Made his first-career start at LG as part of an offensive line that helped generate 160 rushing yards, while also permitting just 1 sack, at Min. (11/14/15)

— PERSONAL —

- Brother, Mark Donnal, plays basketball at Clemson

— 2017 SEASON HIGHLIGHTS (GP/GS: 6/0) —

- The Ravens permitted the league's seventh-fewest sacks (27, tied Vikings), helping the team produce the NFL's ninth-ranked scoring attack (24.7 ppg)
- Played four snaps at RT when Austin Howard briefly left the game in the 23-16 win vs. Ind. (12/23)
- Saw action on special teams in the 23-16 win vs. Hou. (11/27)
- Active in his first game with the Ravens, but did not play in a 23-0 win at GB (11/19)
- Signed to the Ravens' 53-man roster on 11/13/17 after being claimed off waivers (LAR)
- Spent Weeks 1-9 of the 2017 season on the Rams' active roster, but was inactive for all games

71

GUARD/TACKLE
6-4 | 338



JERMAINE ELUEMUNOR

COLLEGE: TEXAS A&M HS: MORRIS KNOLLS (ROCKAWAY, NJ)

BORN: 12/13/94, LONDON, ENGLAND

EXP. (NFL/RAVENS): ROOKIE GP/GS (PLAYOFFS): 8/2 (0/0)



TOGETHER

— KEY TRANSACTIONS —

- Jermaine Eluemunor was selected by the Ravens in the fifth round (159th overall) of the 2017 NFL Draft

— COLLEGE HONORS —

- Second-team All-Northeast Conference at Lackawanna (PA) (2013)

— COLLEGE HIGHLIGHTS —

- Appeared in 25 games (12 starts) at Texas A&M, playing both tackle and guard...Redshirted the 2014 season after transferring from Lackawanna (Scranton, PA)
- In 2016, started seven games at right tackle and four games at guard, helping the Aggies average 35.4 points and 467.0 ypg, ranking in the SEC's Top 3 in each category
- Made his first-career start at left guard in the Music City Bowl vs. Louisville in the final game of the 2015 season

— PERSONAL —

- Born in London, England, where he grew up playing soccer and rugby until he moved to the U.S. at age 14
- Received several wrestling scholarship offers as a senior in high school, but elected to play junior college football instead with the hope of receiving a D-I scholarship
- First exposed to football in 2007, when he watched the NY Giants play the Miami Dolphins in the first-ever NFL game at Wembley Stadium...Said that playing for the Ravens in London in Week 3 will be "a dream come true"
- Won the individual Hot Chicken Eating Contest at the Music City Bowl Welcome Party in 2015
- Graduated with a degree in youth development
- **Last name is pronounced: eh-LOO-muh-nor**

— 2017 SEASON HIGHLIGHTS (GP/GS: 8/2) —

- Played in eight games (two starts) as a rookie, earning a spot on the PFWA All-Rookie team
- The Ravens permitted the league's seventh-fewest sacks (27, tied Vikings), helping the team produce the NFL's ninth-ranked scoring attack (24.7 ppg)
- Inactive (shoulder) in the Ravens' final six games
- Made his first-career start at RG vs. Chi. (10/15)
- Subbed for an injured RG Matt Skura (knee) and played for an offense that did not allow a sack and generated 143 rushing yards in a 30-17 victory at Oak. (10/8)
- Played at RG and competed on special teams vs. Pit. (10/1)
- Saw action in his first-career game, playing RG at Jax. (9/24)...Eluemunor's first-career game happened in his birth city of London, England
- Inactive in the 24-10 win vs. Cle. (9/17) and in the 20-0, season-opening victory at Cin. (9/10)



5

QUARTERBACK
6-6 | 245

JOE FLACCO

COLLEGE: DELAWARE HS: AUDUBON (NJ)

BORN: 1/16/85, VOORHEES, NJ

EXP. (NFL/RAVENS): 10/10 GP/GS (PLAYOFFS): 154/154 (15/15)



TOGETHER

— KEY TRANSACTIONS —

- Signed a contract extension with the Ravens on 3/2/16
- Placed on Injured Reserve (knee) on 11/24/15
- Re-signed with the Ravens on 3/4/13
- Originally selected by the Ravens in the first round (18th overall) of the 2008 NFL Draft, becoming the second NCAA Division I FCS (formerly I-AA) QB ever selected in the first round...Steve McNair was the third-overall pick by Houston in 1995 out of Alcorn State

— HONORS —

- Super Bowl XLVII MVP (2012)
- Diet Pepsi Rookie of the Year (*NFL.com* fan vote) in 2008
- NFL Offensive Rookie of the Month (November, 2008)
- *USA Today's* All-Joe Team (players critical to their team but don't receive Pro Bowl nods) in 2009 and 2012
- AFC Offensive Player of the Week (Week 6, 2014; Week 1, 2012; Week 9, 2008)
- AFC Rookie of the Week (Week 17, 2008)
- FedEx Air NFL Player of the Week (Week 13, 2016; Week 17, 2014; Week 6, 2014; Week 10, 2012; Week 3, 2012; Week 3, 2011)
- GMC "Never Say Never" Moment of the Week (Week 14, 2013; Week 9, 2011)

— CAREER HIGHLIGHTS —

- Leading Baltimore to the Super Bowl XLVII title in 2012, Flacco became the second QB in NFL postseason history (Joe Montana - 1989) to throw 11 TDs and 0 INTs
- His 102 total wins (including playoffs) rank fourth among active starting QBs since Flacco entered the NFL in 2008
- Flacco's 72 regular season wins from 2008-14 are the most by a starting QB in the first *seven* seasons of a career in NFL history...His 75 wins through *eight* seasons (2008-15) stand as the fifth most...Flacco's 83 wins through *nine* seasons (2008-16) tie (Jim Kelly) for fifth most
- Flacco's 10 playoff wins are the second most among NFL QBs since he entered the NFL in 2008 (Tom Brady has 13)
- Flacco's seven-career postseason road wins rank as the most by a QB in NFL history
- Flacco is the first starting QB in NFL history (since 1970 merger) to win a playoff game in each of his first five seasons (2008-12)...Russell Wilson is the second (2012-16)
- In 2016, threw for a single-season team-record 4,317 yards
- Is the Ravens' all-time leading passer in yards (35,780), TD passes (200), completions (3,267) and attempts (5,291)

- Owns a franchise record for 300-yard passing games (30)
- Flacco's 137-consecutive starts (including playoffs) ranked as the most to begin a career by a QB in NFL history...Streak was snapped on 11/30/15 after he suffered a season-ending knee injury the previous week
- Flacco has 26 career game-winning drives (24 regular season and 2 playoff) in the fourth quarter or overtime
- Became the fastest QB in NFL history to throw 5 TDs (16:03 into the game) in the 48-17 win at TB (10/12/14)... Finished the game 21-of-28 for 306 yards, 5 TDs (tying a team record) and 0 INTs to post a club-record 149.7 passer rating
- Flacco has thrown at least 2 TD passes in eight-straight playoff games, marking the longest streak in NFL postseason history
- Flacco has 25-career postseason TD passes, ranking 12th most in NFL playoff history...Among active QBs, Flacco's 25 playoff TD passes rank fifth most
- Flacco's streak of 197 passes without throwing an INT in the postseason (from 1/22/12 to 1/10/15) is the second longest in NFL playoff history (Drew Brees, 226)
- In the Ravens' last 10 playoff games (since 2010), Flacco is 196-of-327 for 2,563 yards, 24 TDs and 4 INTs (104.1 rating)...Ravens are 7-3 in these postseason contests
- In Baltimore's last six playoff games (5-1 record), Flacco has thrown 17 TDs and 2 INTs...Completing 119 of 200 passes for 1,691 yards, he owns a stellar 111.1 QB rating
- Became the NFL's first rookie QB to win two playoff games in the 2008 Divisional Playoff win at Ten. (1/10/09)
- The tandem of John Harbaugh and Flacco, which in 2008 set the NFL record for most wins ever (13, including playoffs) by a rookie head coach starting a rookie QB, also own the league mark for earning the playoffs in their first five seasons (2008-12)

— PERSONAL —

- Married his high school sweetheart, Dana, in 2011, and the couple has three sons – Stephen (5), Daniel (4) and Francis (3) – and a daughter, Evelyn (1)
- Father, Stephen, played football and baseball at the University of Pennsylvania (1979-83)
- Brother, Mike, was drafted by the Baltimore Orioles in the 31st round of the 2009 MLB Draft and was a practice squad tight end for San Diego and Jacksonville
- Another brother, John, played football at Stanford, while another (Tom) is a quarterback at Rutgers
- Works very closely with Special Olympics Maryland



5 JOE FLACCO

— 2017 SEASON HIGHLIGHTS —

- Completed 64.1% of his passes (352 of 549) for 3,141 yards and 18 TDs, helping the Ravens produce the NFL's ninth-ranked scoring attack (24.7 ppg)...Over the last nine games of the season, Baltimore averaged the league's second-most points per contest (29.4)
- Threw his 200th-career TD, completing 25 of 47 passes for 203 yards and 2 TDs vs. Cin. (12/31)
- Posted a season-high 109.2 QB rating, completing 29 of 38 passes for 237 yards, 2 TDs and 0 INTs in the 23-16 victory vs. Ind. (12/23)
- Threw for a season-high 288 yards and 1 TD, also adding a 2-yard rushing TD, in the 27-10 win at Cle. (12/17)
- Completed 20 of 35 passes for 269 yards and 2 TDs at Pit. (12/10)
- Started his 150th-career game and completed 23 of 36 passes for 269 yards and 2 TDs, posting a 105.0 QB rating to help the Ravens produce a season high in points in the 44-20 victory vs. Det. (12/3)...The win marked Flacco's 100th total victory
- Completed a season-high 78.6% of his passes (22 of 28), throwing for 183 yards and 1 TD in a 23-0 win at GB (11/19)
- Finished 34-of-52 passing for a season-high 261 yards, 2 TDs and 1 INT at Ten. (11/5)
- Completed 10 of 15 passes for 101 yards and 1 TD (a 34-yard strike to WR Jeremy Maclin), posting a 107.9 QB rating prior to leaving the game with a concussion in the second quarter of the 40-0 win vs. Mia. (10/26)
- Completed 73.1% of his passes (19 of 26) for 222 yards, including 2 completions of 50-plus yards to WR Mike Wallace, in the 30-17 victory at Oak. (10/8)
- Threw for at least 1 score for the 23rd-consecutive time in a home game, completing 31 of 49 passes for 235 yards, including a 16-yard TD throw to WR Mike Wallace, vs. Pit. (10/1)

2017

GAME-BY-GAME

RAVENS

Date/Opp.	PASSING										RUSHING				
	Att.	Comp.	Yards	Comp%	Yds/Att	TD	INT	LG	Sack/Lost	Rating	No.	Yards	Avg.	LG	TD
9/10 @ Cin.	17	9	121	52.9	7.12	1	1	48t	1/10	71.0	0	0	0.0	0	0
9/17 vs. Cle.	34	25	217	73.5	6.38	2	1	23	2/16	97.3	1	-1	-1.0	-1	0
9/24 @ Jax.	18	8	28	44.4	1.56	0	2	8	2/12	12.0	0	0	0.0	0	0
10/1 vs. Pit.	49	31	235	63.3	4.80	1	2	16t	4/29	64.6	0	0	0.0	0	0
10/8 @ Oak.	26	19	222	73.1	8.54	0	0	54	0/0	98.6	3	-4	0.0	0	0
10/15 vs. Chi.	41	24	180	58.5	4.39	0	2	17	3/14	48.8	1	2	2.0	0	0
10/22 @ Min.	39	27	186	69.2	4.77	1	0	23	5/42	88.2	1	0	0.0	0	0
10/26 vs. Mia.	15	10	101	66.7	5.40	1	0	34t	0/0	107.9	1	9	9.0	9	0
11/5 @ Ten.	52	34	261	65.4	5.02	2	2	19	2/9	74.3	1	7	7.0	7	0
11/19 @ GB	28	22	183	78.6	6.54	1	1	33	3/22	90.9	2	-1	-0.5	0	0
11/27 vs. Hou.	32	20	141	62.5	4.41	0	0	24	1/8	72.5	6	42	7.0	25	0
12/3 vs. Det.	36	23	269	63.9	7.47	2	0	66	0/0	105.0	1	-1	-1.0	-1	0
12/10 @ Pit.	35	20	269	57.1	7.69	2	1	40	1/8	88.9	0	0	0.0	0	0
12/17 @ Cle.	42	26	288	61.9	6.86	1	0	33t	1/9	90.2	4	3	0.8	3	1
12/23 vs. Ind.	38	29	237	76.3	6.24	2	0	23	1/17	109.2	4	-2	-0.5	1	0
12/31 vs. Cin.	47	25	203	53.2	4.32	2	1	16	1/9	69.7	0	0	0.0	0	0
Totals	549	352	3,141	64.1	5.72	18	13	66	27/205	80.4	25	54	2.2	25	1



5 JOE FLACCO

REGULAR SEASON

Year	Team	GP	GS	PASSING										RUSHING				
				Att.	Comp.	Yards	Comp%	Yds/Att	TD	INT	LG	Sack/Lost	Rating	No.	Yards	Avg.	LG	TD
2008	Baltimore	16	16	428	257	2,971	60.0	6.94	14	12	70t	32/276	80.3	52	180	3.5	38t	2
2009	Baltimore	16	16	499	315	3,613	63.1	7.24	21	12	72t	36/218	88.9	35	56	1.6	10	0
2010	Baltimore	16	16	489	306	3,622	62.6	7.41	25	10	67	40/294	93.6	43	84	2.0	14	1
2011	Baltimore	16	16	542	312	3,610	57.6	6.66	20	12	74t	31/203	80.9	39	88	2.3	33	1
2012	Baltimore	16	16	531	317	3,817	59.7	7.19	22	10	61t	35/227	87.7	32	22	0.7	16	3
2013	Baltimore	16	16	614	362	3,912	59.0	6.37	19	22	74	48/324	73.1	27	131	4.9	22	1
2014	Baltimore	16	16	554	344	3,986	62.1	7.18	27	12	80t	19/167	91.0	39	70	1.8	15	2
2015	Baltimore	10	10	413	266	2,791	64.4	6.76	14	12	50t	16/124	83.1	13	23	1.8	16	3
2016	Baltimore	16	16	672	436	4,317	64.9	6.42	20	15	95t	33/243	83.5	21	58	2.8	16	2
2017	Baltimore	16	16	549	352	3,141	64.1	5.72	18	13	66	27/205	80.4	25	54	2.2	25	1
Totals		154	154	5,291	3,267	35,780	61.7	6.76	200	130	95t	317/2,281	84.1	326	766	2.3	38t	16

CAREER SINGLE-GAME HIGHS (REGULAR SEASON)

Most Attempts:

62 2 times (last: 9/7/14 vs. Cin.)

Most Yards Passing:

389 (9/25/11 at STL)

Longest Gain:

95t (11/6/16 vs. Pit.)

Most Completions:

37 (12/12/16 at NE)

Most Touchdowns:

5 (10/12/14 at TB)

QB Rating:

149.7 (10/12/14 at TB)

Most Carries / Rushing Yards:

8 (9/25/11 at STL) / 57 (11/16/08 at NYG)

Longest Gain Rushing:

38t (9/7/08 vs. Cin.)

Most Rushing Touchdowns:

2 (10/11/15 vs. Cle.)

300-yard Passing Games: 30 (last: 324 yards, 12/12/16 at NE)

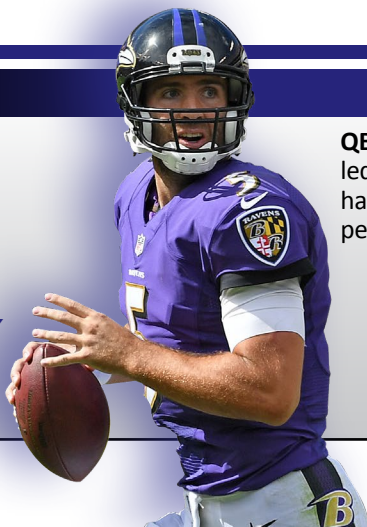
Additional Statistics: Has 2 receptions for 35 yards (had 1 reception for a career-long 43 yards vs. Oak. 10/26/08)

POSTSEASON

Year	Team	GP	GS	PASSING										RUSHING				
				Att.	Comp.	Yards	Comp%	Yds/Att	TD	INT	LG	Sack/Lost	Rating	No.	Yards	Avg.	LG	TD
2008	Baltimore	3	3	75	33	437	44.0	5.83	1	3	48t	3/16	50.8	12	5	0.4	5t	1
2009	Baltimore	2	2	45	24	223	53.3	4.96	0	3	27	1/6	39.4	7	7	1.0	7	0
2010	Baltimore	2	2	64	41	390	64.1	6.09	3	1	28	9/51	90.0	9	25	2.8	13	0
2011	Baltimore	2	2	63	36	482	57.1	7.65	4	1	42	8/60	96.1	6	26	4.3	14	0
2012	Baltimore	4	4	126	73	1,140	57.9	9.05	11	0	70t	6/38	117.2	8	16	2.0	14	0
2014	Baltimore	2	2	74	46	551	62.2	7.45	6	2	40	1/13	100.7	8	8	1.0	9	0
Totals		15	15	447	253	3,223	56.6	7.21	25	10	70t	28/184	88.6	50	87	1.7	14	1



JOE FLACCO NOTES



THE FRANCHISE QUARTERBACK

5 FLACCO

10 SEASONS

SUPER BOWL
XLVII MVP

6-6, 245
QUARTERBACK

QB Joe Flacco is the Ravens' all-time leading passer in every major category. Flacco, who led Baltimore to a Super Bowl XLVII victory in 2012 (and earned game MVP honors), has completed 10 seasons as the Ravens' signal caller. In 2017, he connected on 64.1 percent of his passes for 3,141 yards, 18 TDs and 13 INTs.

RAVENS CAREER PASSING LEADERS

Rk.	Player	G	Att	Cmp	Pct	Yards	TDs	INTs	Rate
1.	Joe Flacco	154	5,291	3,267	61.7	35,780	200	130	84.1
2.	Kyle Boller	53	1,311	746	56.9	7,846	45	44	71.9
3.	V. Testaverde	29	1,019	596	58.5	7,148	51	34	82.8

PLAYOFF PERFECTION

Super Bowl XLVII MVP QB Joe Flacco was masterful during the Ravens' 2012 playoff run, completing 73 of 126 passes for 1,140 yards, 11 TDs and 0 INTs to produce a 117.2 passer rating. Flacco joined Hall of Fame QB Joe Montana (1989) as the only players to produce 11 TDs and 0 INTs during an NFL postseason.

JOE FLACCO STATISTICS / 2012 PLAYOFFS

Game (Opp./Rd.)	Cmp-Att	Pct.	Yards	TDs	INTs	Rate
1/06/13 vs. Ind. (WC)	12-23	52.2	282	2	0	125.6
1/12/13 at Den. (Div.)	18-34	52.9	331	3	0	116.2
1/20/13 at NE (AFC)	21-36	58.3	240	3	0	106.3
2/03/13 at SF (SB)	22-33	66.6	287	3	0	124.2
Totals (Record: 4-0)	73-126	57.9	1,140	11	0	117.2

FLACCO POSTSEASON QUICK HITS

- ✓ Flacco, Joe Montana (1989) and Kurt Warner (2008) are the only QBs in NFL history to throw 11 TDs in a single postseason. Neither Flacco nor Montana threw an INT.
- ✓ In the Ravens' last 10 playoff games (since the 2010 season), Flacco is 196-of-327 for 2,563 yards, 24 TDs and 4 INTs (104.1 rating). He has led the Ravens to a 7-3 record in these contests.
- ✓ In Baltimore's last six playoff games (5-1 record), Flacco has thrown 17 TDs and 2 INTs. Completing 119 of 200 passes for 1,691 yards, he owns a magnificent 111.1 QB rating.
- ✓ Flacco has thrown at least 2 TDs in eight-straight playoff games, marking the longest streak in NFL postseason history.

QUARTERBACK WINS

MOST TOTAL WINS BY QBs

(Includes Playoffs / Since 2008)

Rk.	Player	Record
1.	Tom Brady	123-38
2.	Ben Roethlisberger	104-53
3.	Aaron Rodgers	103-55
4.	Joe Flacco	102-67
5.	Drew Brees	101-67

MOST REGULAR SEASON WINS BY QBs

(First SEVEN Seasons / NFL History)

Rk.	Player	Wins
1.	Joe Flacco (2008-14)	72
2.	Tom Brady (2000-06)	70
3.	Ben Roethlisberger (2004-10)	69

MOST REGULAR SEASON WINS BY QBs

(First EIGHT Seasons / NFL History)

Rk.	Player	Wins
1.	Tom Brady (2000-07)	86
2.	Ben Roethlisberger (2004-11)	80
	Peyton Manning (1998-2005)	80
4.	Jim Kelly (1986-93)	76
5.	Joe Flacco (2008-15)	75

MOST REGULAR SEASON WINS BY QBs

(First NINE Seasons / NFL History)

Rk.	Player	Wins
1.	Peyton Manning (1998-2006)	92
2.	Tom Brady (2000-08)	87
	Ben Roethlisberger (2004-12)	87
4.	Matt Ryan (2008-16)	85
5.	Joe Flacco (2008-16)	83
	Jim Kelly (1986-94)	83

QB PLAYOFF VICTORIES

PLAYOFF WINS (ACTIVE QBs / SINCE 2008)

1.	Tom Brady	13
2.	Joe Flacco	10
3.	Aaron Rodgers	9
4.	Ben Roethlisberger	8
	Russell Wilson	8

ROAD PLAYOFF WINS (By QBs / NFL HISTORY)

1.	Joe Flacco	7
2.	E. Manning, A. Rodgers	5
	B. Roethlisberger	5
5.	L. Dawson, J. Delhomme	4
	M. Sanchez, R. Staubach	4

QB/HC DUOS

MOST REGULAR SEASON STARTS BY A QUARTERBACK / ENTIRE CAREER WITH SAME HEAD COACH (NFL History)

Rk.	Quarterback/Head Coach (Years)	Starts
1.	Tom Brady/Bill Belichick (2001-present)	251
2.	Terry Bradshaw/Chuck Knoll (1970-83)	158
3.	Joe Flacco/John Harbaugh (2008-present)	154



JOE FLACCO NOTES

JOE'S RAVENS PASSING RECORDS

300-YARD PASSING GAMES (Ravens Single Seasons)

Rk.	Player (Year)	Games
1.	Joe Flacco (2015)	5
	Joe Flacco (2014)	5
	Joe Flacco (2012)	5
	Vinny Testaverde (1996)	5
5.	Joe Flacco (2016, 2011)	4

300-YARD PASSING GAMES (Ravens Career History)

Rk.	Player (Year)	Games
1.	Joe Flacco (2008-17)	30
2.	Vinny Testaverde (1996-97)	8
3.	Steve McNair (2006-07)	2
	Jeff Blake (2002)	2
	Eric Zeier (1996-97)	2

MOST PASSES WITHOUT AN INT (Ravens History)

Rk.	Player (Year)	Passes
1.	Joe Flacco (2016)	176
2.	Eric Zeier (1997-98)	175
3.	Steve McNair (2006)	162
4.	Joe Flacco (2010)	137
5.	Joe Flacco (2014, 2012)	126

MORE RAVENS RECORDS

RAVENS SINGLE-GAME PASSING YARDS

Yards	Player	(Opp./Date)
429	Vinny Testaverde	vs. STL, 10/27/96
389	Joe Flacco	at STL, 9/25/11
385	Joe Flacco	at Min., 10/18/09
384	Joe Flacco	at Oak., 9/20/15
382	Joe Flacco	vs. NE, 9/23/12

RAVENS SINGLE-SEASON PASSING YARDS

Rk.	Player (Year)	Cmp-Att	Pct.	Yards	TD	INT	Rate
1.	Joe Flacco ('16)	436-672	64.9	4,317	20	15	83.5
2.	V. Testaverde ('96)	325-549	59.2	4,177	33	19	88.7
3.	Joe Flacco ('14)	344-554	62.0	3,986	27	12	91.0
4.	Joe Flacco ('13)	362-614	59.0	3,912	19	22	73.1
5.	Joe Flacco ('12)	317-531	59.7	3,817	22	10	87.7

QUARTERBACK IRONMAN

Prior to his knee injury in 2015, QB Joe Flacco made 122-straight regular season starts, the sixth-longest streak in NFL history.

MOST CONSECUTIVE STARTS / QUARTERBACKS / NFL HISTORY

Rk.	Player (Years)	Games
1.	Brett Favre (1992-2010)	297
2.	Eli Manning (2004-2017)	210
3.	Peyton Manning (1998-2011)	208
4.	Philip Rivers (2006-present)	192
5.	Matt Ryan (2009-present)	131
6.	Joe Flacco (2008-15)	122

RAVENS RECORD & FLACCO...

With 300 passing yards	18-12	vs. AFC North	35-22
With 3-or-more TD passes	13-3	vs. AFC	69-46
When not throwing an INT	54-14	vs. NFC	23-16
With at least 4 comps. 25+ yards	9-4	In September	22-11
With at least a 100 QB rating	40-6	In October	16-22
With at least a 110 QB rating	22-3	In November	29-12
When not sacked	18-6	In December/January	25-17
Playing in < 40 degree weather	12-8	In season's final four games	22-14



Passing Touchdowns
Since 2010,
12th in NFL



Passing Yards
Since 2010,
Ninth in NFL

GAME-WINNING DRIVES: 26 (24 REGULAR SEASON & 2 PLAYOFFS)

GAME-WINNING DRIVES IN FOURTH QUARTER OR OVERTIME (26 TOTAL)

Date/Opp.	Drive Length	Scoring Play	Time Left	Score
11/02/08 at Cle.	5 plays, 59 yards in 1:54	Stover 22-yard field goal	5:36	30-27
01/10/09 at Ten. (Div.)	9 plays, 51 yards in 3:30	Stover 43-yard field goal	0:53	13-10
09/13/09 vs. KC	8 plays, 74 yards in 3:15	Clayton 31-yard pass from Flacco	2:06	38-24
11/29/09 vs. Pit.	6 plays, 17 yards in 3:23	Cundiff 29-yard field goal	6:42 (OT)	20-17
09/26/10 vs. Cle.	10 plays, 69 yards in 5:41	Boldin 27-yard pass from Flacco	9:13	21-17
10/03/10 at Pit.	4 plays, 40 yards in 0:36	Houshmandzadeh 18-yard pass from Flacco	0:32	17-14
10/24/10 vs. Buf.	4 plays, 9 yards in 1:58	Cundiff 38-yard field goal	10:54 (OT)	37-34
12/19/10 vs. NO	5 plays, 66 yards in 1:31	Cundiff 32-yard field goal	10:03	27-24 (30-24 final)
10/30/11 vs. Ari.	5 plays, 37 yards in 0:52	Cundiff 25-yard field goal	0:00	30-27
11/06/11 at Pit.	13 plays, 92 yards in 2:16	T. Smith 26-yard pass from Flacco	0:08	23-20
11/24/11 vs. SF	16 plays, 76 yards in 7:34	Pitta 8-yard pass from Flacco	14:56	13-6 (16-6 final)
09/23/12 vs. NE	7 plays, 70 yards in 1:55	Tucker 27-yard field goal	0:00	31-30
11/04/12 at Cle.	9 plays, 81 yards in 4:22	T. Smith 19-yard pass from Flacco	4:26	22-15 (25-15 final)
11/25/12 at SD	12 plays, 40 yards in 3:09	Tucker 38-yard field goal	0:00	13-13
	12 plays, 69 yards in 3:49	Tucker 38-yard field goal	1:07 (OT)	16-13
01/12/13 at Den. (Div.)	3 plays, 77 yards in :38	J. Jones 70-yard pass from Flacco	0:31	35-35
	6 plays, 16 yards in 2:33	Tucker 47-yard field goal	13:18 (2OT)	38-35
10/06/13 at Mia.	7 plays, 34 yards in 2:25	Tucker 44-yard field goal	1:42	26-23
11/10/13 vs. Cin.	8 plays, 28 yards in 4:34	Tucker 46-yard field goal	5:27 (OT)	20-17
12/08/13 vs. Min.	5 plays, 80 yards in 0:41	M. Brown 9-yard pass from Flacco	0:04	29-26
12/16/13 at Det.	7 plays, 24 yards in 1:43	Tucker 61-yard field goal	0:38	18-16
09/21/14 at Cle.	6 plays, 37 yards in 1:58	Tucker 32-yard field goal	0:00	23-21
12/28/14 vs. Cle.	2 plays, 69 yards in :50	T. Smith 16-yard pass from Flacco	7:33	13-10 (20-10 final)
10/01/15 at Pit.	7 plays, 45 yards in :58	J. Tucker 42-yard field goal	0:03	20-20
	8 plays, 32 yards in 4:33	J. Tucker 52-yard field goal	5:08 (OT)	23-20
11/01/15 vs. SD	9 plays, 59 yards in 2:27	J. Tucker 39-yard field goal	0:00	29-26
11/22/15 vs. STL	5 plays, 12 yards in :54	J. Tucker 47-yard field goal	0:00	16-13
09/18/16 at Cle.	5 plays, 27 yards in 2:35	J. Tucker 49-yard field goal	11:19	22-20 (25-20 final)
09/25/16 at Jax.	8 plays, 22 yards in 1:57	J. Tucker 54-yard field goal	1:02	19-17

69

DEFENSIVE TACKLE
6-3 | 308



WILLIE HENRY

COLLEGE: MICHIGAN HS: GLENVILLE (CLEVELAND, OH)
BORN: 3/20/94, CLEVELAND, OH
EXP. (NFL/RAVENS): 2/2 GP/GS (PLAYOFFS): 14/3 (0/0)



TOGETHER

— KEY TRANSACTIONS —

- Placed on Injured Reserve (thigh) on 11/15/16
- Willie Henry was selected by the Ravens in the fourth round (132nd overall) of the 2016 NFL Draft...Was the fourth of five Ravens' picks in the round

— CAREER HIGHLIGHTS —

- After not playing as a rookie, recorded 32 tackles (23 solo), 3.5 sacks and 5 PD in his second season in 2017
- Posted 5 tackles and a career-best 2 sacks in a 23-0 win at GB (11/19/17)
- Registered 5 tackles and 2 PD for a defense that produced 3 sacks and held the Raiders to 245 total yards at Oak. (10/8/17)
- Posted 5 tackles (4 solo) in his first-career NFL game at Jax. (9/24/17)
- Was on the Ravens' active roster for the first nine games of 2016 prior to being placed on Injured Reserve (thigh)

— PERSONAL —

- Worked out for Ravens coaches at Michigan during John and Jim Harbaugh's "The Greatest Coaching Clinic of All Time" (2016)
- Was enrolled in the College of Literature, Science and the Arts at Michigan, majoring in general studies

— 2017 SEASON HIGHLIGHTS —

- Tallied 32 tackles (23 solo), 3.5 sacks (-23 yards), 1 FR and ranked second among AFC DTs with 5 PD for a unit that led the league in both takeaways (34) and interceptions (22)
- Registered 4 tackles (3 solo), including 1 sack (-8 yards), in the 23-16 victory vs. Ind. (12/23)

- Produced 2 tackles and 1 FR on a S Eric Weddle strip-sack of QB Matthew Stafford in the 44-20 victory vs. Det. (12/3)
- Recorded 5 solo tackles, including a career-high 2 sacks, for a defense that forced 5 turnovers, registered 6 sacks and posted its third shutout of the season in a 23-0 win at GB (11/19)...It marked just the third time in franchise history the Ravens recorded 6 sacks and forced 5 turnovers
- Registered 3 tackles for a unit that allowed just 257 total yards at Ten. (11/5)
- Recorded 3 tackles and a half-sack (the first of his career) vs. Chi. (10/15)
- Tied his career high with 5 tackles and registered 2 PD for the second-consecutive game in the 30-17 victory at Oak. (10/8)
- Batted down 2 of QB Ben Roethlisberger's throws at the line of scrimmage, recording 2 PD and adding 1 tackle vs. Pit. (10/1)
- Saw action in his first-career NFL game and totaled 5 tackles (4 solo) at Jax. (9/24, in London)

2017

GAME-BY-GAME DEFENSE RAVENS

Date/Opp.	TT	Solo	Asst.	Sacks	INT	PD	FF	FR
9/10 @ Cin.				INACTIVE				
9/17 vs. Cle.				INACTIVE				
9/24 @ Jax.	5	4	1	0-0	0-0	0	0	0
10/1 vs. Pit.	1	1	0	0-0	0-0	2	0	0
10/8 @ Oak.	5	3	2	0-0	0-0	2	0	0
10/15 vs. Chi.	3	2	1	0.5-3	0-0	0	0	0
10/22 @ Min.	0	0	0	0-0	0-0	0	0	0
10/26 vs. Mia.	0	0	0	0-0	0-0	0	0	0
11/5 @ Ten.	3	1	2	0-0	0-0	0	0	0
11/19 @ GB	5	5	0	2-12	0-0	0	0	0
11/27 vs. Hou.	3	2	1	0-0	0-0	1	0	0
12/3 vs. Det.	2	1	1	0-0	0-0	0	0	1
12/10 @ Pit.	0	0	0	0-0	0-0	0	0	0
12/17 @ Cle.	1	1	0	0-0	0-0	0	0	0
12/23 vs. Ind.	4	3	1	1-8	0-0	0	0	0
12/31 vs. Cin.	0	0	0	0-0	0-0	0	0	0
Totals	32	23	9	3.5-23	0-0	5	0	1

REGULAR SEASON

Year	Team	GP	GS	TACKLES			SACKS		INTERCEPTIONS					FUMBLES				
				TT	Solo	Asst.	No.	Yards	No.	Yards	LG	TD	PD	FF	FR	Yards		
2016	Baltimore	0	0	0	0	0	0.0	0.0	0	0	0	0	0	0	0	0	0	0
2017	Baltimore	14	3	32	23	9	3.5	23.0	0	0	0	0	5	0	1	0	0	
Totals		14	3	32	23	9	3.5	23.0	0	0	0	0	5	0	1	0	0	

SPECIAL TEAMS TACKLES (1): 2017 (1)

CAREER SINGLE-GAME HIGHS (REGULAR SEASON)

Total Tackles:
5 3 times (last: 11/19/17 at GB)
Solo Tackles:
5 (11/19/17 at GB)

INTs:
None
Passes Defensed:
2 2 times (last: 10/8/17 at Oak.)

Forced Fumbles:
None
Fumble Recoveries:
1 (12/3/17 vs. Det.)

Sacks:
2 (11/19/17 at GB)



43

CORNERBACK
5-10 | 178

JAYLEN HILL

COLLEGE: JACKSONVILLE STATE HS: MARIETTA (GA)

BORN: 5/26/94, ATLANTA, GA

EXP. (NFL/RAVENS): ROOKIE GP/GS (PLAYOFFS): 6/0 (0/0)



TOGETHER

— KEY TRANSACTIONS —

- Signed with the Ravens on 5/24/17 as a RFA

— COLLEGE HONORS —

- *Associated Press* FCS third-team All-American (2016)
- First-team All-OVC (2016)

— COLLEGE HIGHLIGHTS —

- Appeared in 48 games at Jacksonville State, recording 39-consecutive starts to end his career...Posted 126 tackles (97 solo), 27 PD, 1 FR and a school-record 13 INTs in his four-year career
- Registered 32 tackles (23 solo), 13 PD and a conference-leading 6 INTs as a senior in 2016...Also led the conference with 181 INT return yards
- Started 15 games as a junior in 2015, tallying 37 tackles (29 solo), 7 PD, 1 FR and 4 INTs, including 2 picks in the FCS playoffs
- As a sophomore in 2014, played in 12 games (all starts) and posted a career-high 52 tackles

— PERSONAL —

- Majored in business management at Jacksonville State
- Has an older brother, Jeremy, and a younger sister, Alexis...Older brother, Jeremy, played football at Pikeville University
- Didn't garner much interest in the post-draft process... Received an invitation to try out for the Ravens at rookie minicamp, and the Ravens signed him shortly after

— 2017 SEASON HIGHLIGHTS —

- Saw action on special teams and for a defensive unit that led the NFL in takeaways (34) and INTs (22)...Missed the last game of the season after suffering a knee injury vs. Ind. (12/23)
- Saw action on special teams at Cle. (12/17) and at Pit. (12/10)
- In his first-career NFL game, returned from a thigh injury and posted 1 tackle and 1 PD at Min. (10/22)
- Inactive (thigh) in the Ravens' first six games

2017

GAME-BY-GAME DEFENSE

RAVENS

Date/Opp.	TT	Solo	Asst.	Sacks	INT	PD	FF	FR
9/10 @ Cin.				INACTIVE - THIGH				
9/17 vs. Cle.				INACTIVE - THIGH				
9/24 @ Jax.				INACTIVE - THIGH				
10/1 vs. Pit.				INACTIVE - THIGH				
10/8 @ Oak.				INACTIVE - THIGH				
10/15 vs. Chi.				INACTIVE - THIGH				
10/22 @ Min.	1	1	0	0-0	0-0	1	0	0
10/26 vs. Mia.	0	0	0	0-0	0-0	0	0	0
11/5 @ Ten.				SAW ACTION ON SPECIAL TEAMS				
11/19 @ GB				INACTIVE				
11/27 vs. Hou.				INACTIVE				
12/3 vs. Det.				INACTIVE				
12/10 @ Pit.				SAW ACTION ON SPECIAL TEAMS				
12/17 @ Cle.				SAW ACTION ON SPECIAL TEAMS				
12/23 vs. Ind.				SAW ACTION ON SPECIAL TEAMS				
12/31 vs. Cin.				INJURED RESERVE - KNEE				
Totals	1	1	0	0-0	0-0	1	0	0

UNDRAFTED GEMS

Undrafted rookie free agents **LB Bam Bradley**, **CB Jaylen Hill**, **FB/DL Patrick Ricard** made the Ravens' 2017 Week 1 roster. Their statuses marked the 14th-straight season a RFA has made Baltimore's roster, tying for the NFL's second-longest active streak.

CONSECUTIVE SEASONS W/ ROOKIE FA ON WEEK 1 ROSTER (Current NFL Streaks)

Rk.	Team	Seasons
1.	Indianapolis Colts	18
2.	Baltimore Ravens	14
	Denver, New England	14

REGULAR SEASON

Year	Team	GP	GS	TACKLES			SACKS		INTERCEPTIONS				FUMBLES			
				TT	Solo	Asst.	No.	Yards	No.	Yards	LG	TD	PD	FF	FR	Yards
2017	Baltimore	6	0	1	1	0	0.0	0.0	0	0	0	0	1	0	0	0
Totals		6	0	1	1	0	0.0	0.0	0	0	0	0	1	0	0	0

SPECIAL TEAMS TACKLES (2): 2017 (2)

CAREER SINGLE-GAME HIGHS (REGULAR SEASON)

Total Tackles:
1 (10/22/17 at Min.)
Solo Tackles:
1 (10/22/17 at Min.)

INTs:
None
Passes Defensed:
1 (10/22/17 at Min.)

Forced Fumbles:
None
Fumble Recoveries:
None



77**GUARD/TACKLE**
6-7 | 330

AUSTIN HOWARD

COLLEGE: NORTHERN IOWA **HS:** DAVENPORT CENTRAL (IA)**BORN:** 3/22/87, DAVENPORT, IA**EXP. (NFL/RAVENS):** 8/1 **GP/GS (PLAYOFFS):** 92/88 (1/1)**TOGETHER**

— KEY TRANSACTIONS —

- Signed with the Ravens as a free agent on 8/4/17 after being released by Oakland on 7/28/17
- Signed with the Raiders as a UFA on 3/12/14
- Signed with the Jets on 11/23/11
- Waived by the Eagles on 9/3/11 and signed to the Ravens' practice squad on 9/6/11
- Signed with the Eagles as a rookie free agent on 4/26/10

— CAREER HIGHLIGHTS —

- Started all 16 games at RT in 2017, helping the Ravens produce the NFL's ninth-ranked scoring attack (24.7 ppg)
- Has played in 92 games, including 88 starts, which consist of 71 at RT, 16 at LG and one at RG
- While with Oakland, played in 11 games (10 starts) at right tackle in 2016 for the NFL's sixth-ranked offense (373.3 ppg) and helped anchor an offensive line that allowed a league-low 18 sacks
- Protected QB Derek Carr in 2015 and 2016, helping him earn back-to-back Pro Bowl nods
- Started all 16 games for the third-consecutive season in 2014, making all his starts at RG
- In 2013 with the New York Jets, saw action in 16 games (all starts), helping block for the NFL's sixth-best rushing offense (134.9 ypg)
- Missed just one offensive snap in 2012, starting all 16 games at RT and helping RB Shonn Greene gain 1,063 rushing yards

— PERSONAL —

- Earned the 2012 Kyle Clifton Good Guy Award, which recognizes exceptionally consistent willingness, cooperation and professionalism in daily interaction with the various departments in the Jets organization
- Has four siblings (Aaron, Amy, Ashley and Marcel), who all attended Iowa State... Aaron and Marcel both played football for the Cyclones, while Marcel also spent time with the Detroit Lions
- Played both basketball and football at Northern Iowa, helping the basketball team earn a No. 10 seed in the 2006 NCAA Tournament

— 2017 SEASON HIGHLIGHTS (GP/GS: 16/16) —

- The Ravens permitted the league's seventh-fewest sacks (27, tied Vikings), helping the team produce the NFL's ninth-ranked scoring attack (24.7 ppg)... Over the last nine games of the season, Baltimore averaged the league's second-most points per contest (29.4)
- Protected QB Joe Flacco, allowing him to complete 26 of 42 passes for a season-high 288 yards and 1 TD in the 27-10 win at Cle. (12/17)
- Baltimore recorded a season-high 413 total yards, scoring 3 rushing TDs and 2 passing TDs at Pit. (12/10)
- Part of an O-line that protected QB Joe Flacco, allowing 0 sacks and helping the Ravens produce a season high in points in the 44-20 victory vs. Det. (12/3)
- Part of an offensive line that helped pave the way for 139 rushing yards and 2 rushing TDs in the 23-16 win vs. Hou. (11/27)
- Part of an offensive line that did not permit a sack, while paving the way for a season-high 174 rushing yards in a 40-0 win vs. Mia. (10/26)
- Against his former team, started at RT for an offense that did not allow a sack and generated 143 rushing yards in the 30-17 victory at Oak. (10/8)
- Started at RT for an O-line that helped the Ravens register 136 rushing yards and QB Joe Flacco throw for 2 TDs in a 24-10 win vs. Cle. (9/17)
- Started for an O-line that helped the Ravens' rushing attack gain 157 yards, while also permitting just 1 sack, in the 20-0 season-opening victory vs. Cin. (9/10)



29

CORNERBACK
6-0 | 197



MARLON HUMPHREY

COLLEGE: ALABAMA HS: HOOVER (BIRMINGHAM, AL)

BORN: 7/8/96, BIRMINGHAM, AL

EXP. (NFL/RAVENS): ROOKIE GP/GS (PLAYOFFS): 16/5 (0/0)



TOGETHER

— KEY TRANSACTIONS —

- Marlon Humphrey was selected by the Ravens in the first round (16th overall) of the 2017 NFL Draft...Declared for the NFL Draft following his redshirt sophomore season

— COLLEGE HONORS —

- First-team All-American by the FWAA (2016)
- Four-time Defensive Player of the Week by the Alabama coaching staff (2016)
- Freshman All-SEC Team (2015)

— COLLEGE HIGHLIGHTS —

- Started all 29 games in which he played, posting 81 tackles, 5 INTs (1 returned for a TD), 13 PD and 3 FFs
- During his two years as a starter, Alabama registered a 28-2 record, making two appearances in the CFP National Championship...Crimson Tide won the 2015 national title
- In 2016, helped the Alabama defense lead the nation in scoring (13.0 ppg) and rushing (63.9 ypg), while ranking second in total defense (261.8 ypg)

— PERSONAL —

- Father, Bobby, was a first-team All-American RB at Alabama in 1986 and 1987, ranking second in Crimson Tide career rushing yards (3,420)...Bobby became a 1989 first-round draft pick of the Denver Broncos, where he played three seasons and earned 1990 Pro Bowl honors... Bobby also played for the Miami Dolphins in 1992
- Mother, Barbara, set Alabama-Birmingham's still-standing record in the outdoor 400 meters (53.30)
- Older brother, Maudrecus, played WR at Arkansas and UAB...Older sister, Breona, ran track at UAB...Younger sister, Brittley, is a standout hurdler at LSU
- Was one of the nation's top track athletes in high school, winning seven Alabama state titles...Won the 110-meter hurdles (13.67) and the 400-meter hurdles (50.75) at the 2013 World Youth Track & Field Trials

"[Humphrey] has all the attributes, not just the physical ability, but the mental side. He's a student of the game. He wants to be good. He doesn't have an ego. It's refreshing to see a young guy who came in, who's talented, but is humble enough to be able to be taught and to learn the game."

— Eric Weddle, Ravens Safety

— 2017 SEASON HIGHLIGHTS —

- Totaled 34 tackles (30 solo), 2 INTs and finished second on the team with 11 PD for a unit that led the league in both takeaways (34) and interceptions (22)
- Started at CB and posted 5 solo tackles at Pit. (12/10)
- Saw extensive time subbing for an injured CB Jimmy Smith (Achilles) and recorded a team-leading 7 tackles and 1 INT (returned 18 yards) in a 44-20 win vs. Det. (12/3)
- Recorded his first-career INT (returned 15 yards) and tallied 3 tackles for a defense that forced 5 turnovers, registered 6 sacks and posted its third shutout of the season in a 23-0 win at GB (11/19)...It marked just the third time in franchise history the Ravens recorded 6 sacks and forced 5 turnovers
- Registered 4 tackles and 1 PD for a defense that posted a shutout and allowed a season-low 196 yards in a 40-0 win vs. Mia. (10/26)
- Earned his first-career start and posted 3 tackles for a defense that produced 3 sacks and held the Raiders to 245 total yards in the 30-17 victory at Oak. (10/8)
- Recorded 4 solo tackles and spent time matched up one-on-one with standout Steelers WR Antonio Brown, helping limit him to 4 catches for 34 yards vs. Pit. (10/1)
- Established a career-high 2 PD at Jax. (9/24, in London)
- Saw action on special teams and competed from scrimmage for a defense that forced 5 turnovers (4 INTs and 1 FR) and posted the 11th shutout in franchise history in the 20-0, season-opening victory at Cin. (9/10)

2017

GAME-BY-GAME DEFENSE

RAVENS

Date/Opp.	TT	Solo	Asst.	Sacks	INT	PD	FF	FR
9/10 @ Cin.	0	0	0	0-0	0-0	0	0	0
9/17 vs. Cle.	2	2	0	0-0	0-0	1	0	0
9/24 @ Jax.	0	0	0	0-0	0-0	2	0	0
10/1 vs. Pit.	4	4	0	0-0	0-0	0	0	0
10/8 @ Oak.	3	2	1	0-0	0-0	0	0	0
10/15 vs. Chi.	1	1	0	0-0	0-0	0	0	0
10/22 @ Min.	1	1	0	0-0	0-0	0	0	0
10/26 vs. Mia.	4	4	0	0-0	0-0	1	0	0
11/5 @ Ten.	0	0	0	0-0	0-0	1	0	0
11/19 @ GB	3	2	1	0-0	1-15	2	0	0
11/27 vs. Hou.	0	0	0	0-0	0-0	0	0	0
12/3 vs. Det.	7	5	2	0-0	1-18	1	0	0
12/10 @ Pit.	5	5	0	0-0	0-0	0	0	0
12/17 @ Cle.	1	1	0	0-0	0-0	1	0	0
12/23 vs. Ind.	0	0	0	0-0	0-0	0	0	0
12/31 vs. Cin.	3	3	0	0-0	0-0	2	0	0
Totals	34	30	4	0-0	2-33	11	0	0



29 MARLON HUMPHREY

REGULAR SEASON

Year	Team	GP	GS	TACKLES			SACKS		INTERCEPTIONS					FUMBLES		
				TT	Solo	Asst.	No.	Yards	No.	Yards	LG	TD	PD	FF	FR	Yards
2017	Baltimore	16	5	34	30	4	0.0	0.0	2	33	18	0	11	0	0	0
Totals		16	5	34	30	4	0.0	0.0	2	33	18	0	11	0	0	0

CAREER SINGLE-GAME HIGHS (REGULAR SEASON)

Total Tackles:

7 (12/3/17 vs. Det.)

Solo Tackles:

5 2 times (last: 12/10/17 at Pit.)

Sacks:

None

INTs:

1 2 times (last: 12/3/17 vs. Det.)

Passes Defensed:

2 3 times (last: 12/31/17 vs. Cin.)

Forced Fumbles:

None

Fumble Recoveries:

None



74**GUARD / TACKLE**
6-5 | 317

JAMES HURST

COLLEGE: NORTH CAROLINA **HS:** PLAINFIELD (IN)
BORN: 12/17/91, PLAINFIELD, IN
EXP. (NFL/RAVENS): 4/4 **GP/GS (PLAYOFFS):** 64/32 (2/2)**TOGETHER**

— KEY TRANSACTIONS —

- Re-signed (restricted free agent) with the Ravens on 4/19/17
- Signed with the Ravens as a rookie free agent on 5/12/14

— CAREER HIGHLIGHTS —

- In 2017, played in all 16 games for the fourth-consecutive season, starting at LG and helping the team produce the NFL's ninth-ranked scoring attack (24.7 ppg)
- Has played in 64-straight games, never missing a contest since he signed with Baltimore in 2014
- Was one of three rookie free agents (LB Zachary Orr and RB Fitzgerald Toussaint) to make the Ravens' 2014 opening-day 53-man roster
- In 2016, competed in all 16 games (three starts) and was part of an O-line that helped protect QB Joe Flacco, allowing him to throw for a franchise-record 4,317 yards
- Competed in all 16 games for an O-line that permitted the NFL's third-fewest sacks (24) and helped produce a single-season franchise-record 4,271 net passing yards (eighth in the league) in 2015
- Saw action in all 16 games as a rookie in 2014, including five starts (at LT), for an offense that established franchise single-season records in yards (5,838) and points scored (409)
- In 2014, helped QB Joe Flacco establish career highs in passing yards (3,986) and TD passes (27), completing 62.1% of his passes for a 91.0 passer rating

— PERSONAL —

- Enjoys playing disc golf, calling it his favorite hobby
- Fan of the MLS's Portland Timbers and has attended multiple games there
- Graduated from the University of North Carolina with a degree in exercise science and is interested in being a personal trainer or working in physical therapy following his playing career
- Avid reader, citing "The Breach" by Patrick Lee as his favorite book
- Married the former Amanda Griffin in April 2016

— 2017 SEASON HIGHLIGHTS (GP/GS: 16/16) —

- The Ravens permitted the league's seventh-fewest sacks (27, tied Vikings), helping the team produce the NFL's ninth-ranked scoring attack (24.7 ppg)...Over the last nine games of the season, Baltimore averaged the league's second-most points per contest (29.4)
- Protected QB Joe Flacco, allowing him to complete 26 of 42 passes for a season-high 288 yards and 1 TD in the 27-10 win at Cle. (12/17)
- Baltimore recorded a season-high 413 total yards, scoring 3 rushing and 2 passing TDs at Pit. (12/10)
- In his 60th-consecutive game, played for an O-line that protected QB Joe Flacco, allowing 0 sacks and helping the Ravens produce a season high in points in the 44-20 victory vs. Det. (12/3)
- Part of an offensive line that helped pave the way for 139 rushing yards and 2 rushing TDs in the 23-16 win vs. Hou. (11/27)
- Made a start at LT for injured T Ronnie Stanley (concussion) in the 23-0 win at GB (11/19)
- Part of an offensive line that did not permit a sack, while paving the way for a season-high 174 rushing yards in a 40-0 win vs. Mia. (10/26)
- Started at LG for an offense that did not allow a sack and generated 143 rushing yards in a 30-17 victory at Oak. (10/8)
- Started at LG for an O-line that helped the Ravens register 136 rushing yards and QB Joe Flacco throw for 2 TDs in a 24-10 win vs. Cle. (9/17)
- Started at LG for an O-line that helped the Ravens' rushing attack gain 157 yards, while also permitting just 1 sack, in the 20-0 season-opening victory vs. Cin. (9/10)

38

CORNERBACK
6-3 | 218

STANLEY JEAN-BAPTISTE

COLLEGE: NEBRASKA HS: MIAMI CENTRAL (FL)

BORN: 4/12/90, MIAMI, FL

EXP. (NFL/RAVENS): 3/1 GP/GS (PLAYOFFS): 5/0 (0/0)



TOGETHER

— KEY TRANSACTIONS —

- Activated to the Ravens' 53-man roster on 12/5/17
- Signed to Baltimore's practice squad on 10/3/17
- Signed with Jacksonville on 7/25/17
- Signed to the Seahawks' practice squad on 12/17/15
- Signed to Detroit's practice squad on 9/7/15 after being waived by the Saints on 9/5/15
- Originally selected by the New Orleans Saints in the second round (58th overall) of the 2014 NFL Draft

— CAREER HIGHLIGHTS —

- Played in four games as a rookie in 2014 with New Orleans, primarily seeing action on special teams

— PERSONAL —

- Earned a criminal justice degree at Nebraska

— 2017 SEASON HIGHLIGHTS —

- Promoted to the Ravens' active roster prior to Week 14 and was inactive games in 13-15...Saw action on special teams vs. Cin. (12/31), tallying 1 tackle
- Inactive in games 13-15 since being promoted to the 53-man roster in Week 14
- Activated to the Ravens' 53-man roster on 12/5/17 after spending the previous two months on Baltimore's practice squad

2017

GAME-BY-GAME DEFENSE

RAVENS

Date/Opp.	TT	Solo	Asst.	Sacks	INT	PD	FF	FR	
9/10 @ Cin.		ON JAGUARS' PRACTICE SQUAD							
9/17 vs. Cle.		NOT ON AN NFL ROSTER							
9/24 @ Jax.		NOT ON AN NFL ROSTER							
10/1 vs. Pit.		NOT ON AN NFL ROSTER							
10/8 @ Oak.		ON RAVENS' PRACTICE SQUAD							
10/15 vs. Chi.		ON RAVENS' PRACTICE SQUAD							
10/22 @ Min.		ON RAVENS' PRACTICE SQUAD							
10/26 vs. Mia.		ON RAVENS' PRACTICE SQUAD							
11/5 @ Ten.		ON RAVENS' PRACTICE SQUAD							
11/19 @ GB		ON RAVENS' PRACTICE SQUAD							
11/27 vs. Hou.		ON RAVENS' PRACTICE SQUAD							
12/3 vs. Det.		ON RAVENS' PRACTICE SQUAD							
12/10 @ Pit.		INACTIVE							
12/17 @ Cle.		INACTIVE							
12/23 vs. Ind.		INACTIVE							
12/31 vs. Cin.		SAW ACTION ON SPECIAL TEAMS							
Totals	0	0	0	0-0	0-0	0	0	0	

REGULAR SEASON

Year	Team	GP	GS	TACKLES			SACKS		INTERCEPTIONS					FUMBLES			
				TT	Solo	Asst.	No.	Yards	No.	Yards	LG	TD	PD	FF	FR	Yards	
2014	New Orleans	4	0	0	0	0	0	0.0	0	0	0	0	0	0	0	0	0
2015	Detroit	0	0	LIONS' PRACTICE SQUAD			--	--	--	--	--	--	--	--	--	--	--
2016	n/a	0	0	NOT ON AN NFL ROSTER			--	--	--	--	--	--	--	--	--	--	--
2017	Baltimore	1	0	0	0	0	0	0.0	0	0	0	0	0	0	0	0	0
Totals		5	0	0	0	0	0	0.0	0	0	0	0	0	0	0	0	0

SPECIAL TEAMS TACKLES (1): 2017 (1)

CAREER SINGLE-GAME HIGHS (REGULAR SEASON)

Total Tackles:

None

Solo Tackles:

None

Sacks:

None

INTs:

None

Passes Defensed:

None

Forced Fumbles:

None

Fumble Recoveries:

None



23

SAFETY
5-11 | 215



TONY JEFFERSON

COLLEGE: OKLAHOMA **HS:** EASTLAKE (CHULA VISTA, CA)

BORN: 1/27/92, CHULA VISTA, CA

EXP. (NFL/RAVENS): 5/1 **GP/GS (PLAYOFFS):** 79/47 (3/3)



TOGETHER

— KEY TRANSACTIONS —

- Signed with the Ravens as an unrestricted free agent (Ari.) on 3/9/17
- Originally signed with Arizona as a RFA on 4/29/13

— CAREER HIGHLIGHTS —

- In 2017, recorded 79 tackles (56 solo), 1 INT, 2 PD, 1 FF and 2.5 sacks for a unit that led the league in takeaways (34) and interceptions (22)
- Jefferson owns 339 tackles (267 solo), 27 tackles for loss, 7.5 sacks, 3 INTs (1 returned for a touchdown), 13 PD, 7 FFs and 3 FRs
- In 2016, appeared in 15 games (14 starts) for Arizona, recording a team-high 92 tackles (74 solo), 2 sacks, 5 PD, 2 FFs and 2 FRs
- In 2016, Jefferson's 13 TFL led all NFL defensive backs (Landon Collins was next with 9)...In addition, the 13 TFL rank as the NFL's most by a defensive back in a single season since the stat began being tracked in 2008
- Appeared in all 16 games for Arizona in each of his first three seasons (2013-15)...The only contest he missed during his Cardinals career came in the 2016 finale after he was placed on Injured Reserve (knee)

— PERSONAL —

- Made a \$20,000 donation to a Hurricane Relief fund started by Miami LB Kiko Alonso to benefit victims in Puerto Rico and elsewhere
- Has to play at least two games of 'Madden' the night before a game as part of his pre-game ritual...Is an avid video game player and tested how he looked on 'Madden' in a Ravens' uniform before signing with the team
- Jefferson's father, Tony Sr., was an Olympic boxer in the 1980s, while Jefferson Jr. boxed in middle school
- Favorite offseason hobby is paintballing
- With his fiancée, Jenel, has a son, Tony Jefferson III (2)

— 2017 SEASON HIGHLIGHTS —

- Registered 79 tackles (56 solo), 1 INT, 2 PD, 1 FF and a career-high 2.5 sacks for a unit that led the league in both takeaways (34) and interceptions (22)
- Posted 5 tackles from scrimmage and blocked an Adam Vinatieri FGA in the 23-16 victory vs. Ind. (12/23)
- Registered 2 tackles and 1 FF for a defense that produced 4 takeaways and held the Browns to 146 passing yards in a 27-10 win at Cle. (12/17)
- Tied a career best, posting a season-high 11 tackles (8 solo), including a half-sack, at Pit. (12/10)
- Notched his first INT of the season (returned 13 yards) and added 3 tackles for a unit that produced 3 turnovers and permitted just 66 rushing yards in a 23-16 win vs. Hou. (11/27)
- Posted 4 tackles and 1 sack (-8 yards) for a defense that produced 3 sacks and held the Raiders to 245 total yards in the 30-17 victory at Oak. (10/8)
- In his first game with Baltimore, posted a team-high 9 tackles, including 1 sack, starting for a defense that forced 5 turnovers (4 INTs and 1 FR) and posted the 11th shutout in franchise history in the 20-0, season-opening victory at Cin. (9/10)

2017

GAME-BY-GAME DEFENSE

RAVENS

Date/Opp.	TT	Solo	Asst.	Sacks	INT	PD	FF	FR
9/10 @ Cin.	9	5	4	1-1	0-0	0	0	0
9/17 vs. Cle.	5	4	1	0-0	0-0	0	0	0
9/24 @ Jax.	3	3	0	0-0	0-0	0	0	0
10/1 vs. Pit.	5	4	1	0-0	0-0	0	0	0
10/8 @ Oak.	4	3	1	1-8	0-0	0	0	0
10/15 vs. Chi.	4	2	2	0-0	0-0	0	0	0
10/22 @ Min.	5	1	4	0-0	0-0	0	0	0
10/26 vs. Mia.	3	3	0	0-0	0-0	0	0	0
11/5 @ Ten.	5	3	2	0-0	0-0	0	0	0
11/19 @ GB	4	4	0	0-0	0-0	0	0	0
11/27 vs. Hou.	3	2	1	0-0	1-13	1	0	0
12/3 vs. Det.	5	3	2	0-0	0-0	0	0	0
12/10 @ Pit.	11	8	3	0.5-4.5	0-0	0	0	0
12/17 @ Cle.	3	2	1	0-0	0-0	0	1	0
12/23 vs. Ind.	5	4	1	0-0	0-0	1	0	0
12/31 vs. Cin.	5	5	0	0-0	0-0	0	0	0
Totals	79	56	23	2.5-13.5	1-13	2	1	0



TACKLES FOR LOSS
Fifth (tied) Among
NFL Safeties in 2017



TACKLES FOR LOSS
Most Among NFL
Safeties since 2015



TOTAL TACKLES
Eighth (tied) Among NFL
DBs since 2015



23 TONY JEFFERSON

REGULAR SEASON

Year	Team	GP	GS	TACKLES			SACKS		INTERCEPTIONS					FUMBLES				
				TT	Solo	Asst.	No.	Yards	No.	Yards	LG	TD	PD	FF	FR	Yards		
2013	Arizona	16	2	18	15	3	0.0	0.0	0	0	0	0	0	0	0	0	1	0
2014	Arizona	16	8	76	67	9	1.0	9.0	0	0	0	0	1	5	3	0	0	0
2015	Arizona	16	7	74	55	19	2.0	12.0	2	26	26t	1	5	3	0	0	0	0
2016	Arizona	15	14	92	74	18	2.0	15.0	0	0	0	0	5	2	2	2	0	0
2017	Baltimore	16	16	79	56	23	2.5	13.5	1	13	13	0	2	1	0	0	0	0
Totals		79	47	339	267	72	7.5	49.5	3	39	26t	1	13	7	3	0	0	0

SPECIAL TEAMS TACKLES (17): 2013 (6); 2014 (3); 2015 (4); 2016 (4)

Additional Statistics: Blocked a FGA vs. Ind. (12/23/17)

CAREER SINGLE-GAME HIGHS (REGULAR SEASON)

Total Tackles:

11 4 times (last: 12/10/17 at Pit.)

Solo Tackles:

10 (10/26/14 vs. Phi.)

Sacks:

1 7 times (last: 10/8/17 at Oak.)

INTs:

1 3 times (last: 11/27/17 vs. Hou.)

Passes Defensed:

2 2 times (last: 12/18/16 vs. NO)

Forced Fumbles:

3 (12/17/17 at Cle.)

Fumble Recoveries:

1 3 times (last: 10/30/16 at Car.)

POSTSEASON

Year	Team	GP	GS	TACKLES			SACKS		INTERCEPTIONS					FUMBLES				
				TT	Solo	Asst.	No.	Yards	No.	Yards	LG	TD	PD	FF	FR	Yards		
2014	Arizona	1	1	7	3	4	0.0	0.0	0	0	0	0	0	0	0	0	0	0
2015	Arizona	2	2	19	12	7	0.0	0.0	0	0	0	0	2	0	0	0	0	0
Totals		3	3	26	15	11	0.0	0.0	0	0	0	0	2	0	0	0	0	0



23 JEFFERSON

5 SEASONS

5-11, 215

SAFETY

DROPPIN' FOR LOSS

While with Arizona in 2016, **S Tony Jefferson's** 13 tackles for loss led all NFL defensive backs. The 13 TFL rank as the NFL's most by a DB in a season since the stat began being tracked in 2008. Since 2015, Jefferson leads the NFL in TFL by a DB, with 24 such stops, including 7 in his first year (2017) with the Ravens.

MOST TACKLES FOR LOSS / NFL DEFENSIVE BACKS / SINCE 2015

Rk.	Player	Tackles for Loss
1.	Tony Jefferson (Bal.)	24
2.	Tyrann Mathieu (Ari.)	20
3.	Reshad Jones (Mia.)	19
4.	Kenny Vaccaro (NO)	18

"No disrespect to any of the guys I've played with, but it's nice not to have to explain why I do certain things or why I'm doing this in this coverage. From Day One, [Jefferson] already had a feel for how I play and how to work off me. ... It frees me up a lot more mentally. I don't have to tell him after each play why I did this or, before the snap, say, 'Let's do this.' He already knows. That is just light years ahead of most guys I've played with. I've loved every guy I've played with, but he's just on another level."

– Eric Weddle, Ravens Safety

JEFFERSON MAKES HIS MARK

MOST SINGLE-SEASON TACKLES FOR LOSS / NFL DBs / SINCE 2008

Rk.	Player	Year	Tackles for Loss
1.	Tony Jefferson (Ari.)	2016	13
2.	Antoine Winfield (Min.)	2008	12
3.	Six Players	n/a	11



66GUARD/CENTER
6-4 | 319

RYAN JENSEN

COLLEGE: COLORADO STATE - PUEBLO HS: FORT MORGAN (CO)
 BORN: 5/27/91, RANGELY, CO
 EXP. (NFL/RAVENS): 4/4 GP/GS (PLAYOFFS): 35/25 (1/0)

**TOGETHER**

— KEY TRANSACTIONS —

- Re-signed with Baltimore as a restricted FA on 4/19/17
- Signed to the Ravens' active roster on 12/16/14
- Signed to the Ravens' practice squad on 8/31/14 after being waived by the team on 8/30/14
- Originally selected by the Ravens in the sixth round (203rd overall) of the 2013 NFL Draft
- Was the second of two Ravens' picks in the sixth round (DE Kapron Lewis-Moore, 200th overall)

— CAREER HIGHLIGHTS —

- Started all 16 games at center in 2017, helping anchor a line that worked to have Baltimore produce the NFL's ninth-ranked scoring attack (24.7 ppg)
- In 2016, saw action in seven games (three starts) as part of an offensive line that helped protect QB Joe Flacco, allowing him to register a career-high 64.9 completion percentage (436-of-672) and throw for a franchise-record 4,317 yards
- In 2015, competed in 11 games for an offensive line that permitted the NFL's third-fewest sacks (24) and helped produce a single-season franchise-record 4,271 net passing yards (eighth in the league)
- Made his first-career start (LG) for an injured G Kelechi Osemele vs. STL (11/22/15)
- Saw action in his first-career NFL game, playing on special teams in the 20-10 victory vs. Cle. (12/28/14)
- Was on the active roster, but listed as a gameday inactive for all 16 games as a rookie in 2013

— PERSONAL —

- Older brother, Seth, played college football at Nebraska
- Married Stephanie (née Dufford) in the spring of 2016
- Appeared on ABC's *Good Morning America* (2017) to discuss how being diagnosed with sleep apnea saved his life

— 2017 SEASON HIGHLIGHTS (GP/GS: 16/16) —

- The Ravens permitted the league's seventh-fewest sacks (27, tied Vikings), helping the team produce the NFL's ninth-ranked scoring attack (24.7 ppg)...Over the last nine games of the season, Baltimore averaged the league's second-most points per contest (29.4)
- Protected QB Joe Flacco, allowing him to complete 26 of 42 passes for a season-high 288 yards and 1 TD in the 27-10 win at Cle. (12/17)
- Baltimore recorded a season-high 413 total yards, scoring 3 rushing and 2 passing TDs at Pit. (12/10)
- Part of an offensive line that helped pave the way for 139 rushing yards and 2 rushing TDs in the 23-16 win vs. Hou. (11/27)
- Part of an offensive line that did not permit a sack, while paving the way for a season-high 174 rushing yards in a 40-0 win vs. Mia. (10/26)
- Started at center for an offense that did not allow a sack and generated 143 rushing yards in a 30-17 victory at Oak. (10/8)
- Started at center for an O-line that helped the Ravens register 136 rushing yards and QB Joe Flacco throw for 2 TDs in a 24-10 win vs. Cle. (9/17)
- Started at center for an O-line that helped the Ravens' rushing attack gain 157 yards, while also permitting just 1 sack, in the 20-0, season-opening victory vs. Cin. (9/10)

58

INSIDE LINEBACKER
6-1 | 237



STEVEN JOHNSON

COLLEGE: KANSAS HS: WALLINGFORD (PA)

BORN: 3/28/88, MEDIA, PA

EXP. (NFL/RAVENS): 6/1 GP/GS (PLAYOFFS): 74/7 (5/1)



TOGETHER

— KEY TRANSACTIONS —

- Signed to the Ravens' 53-man roster on 10/17/17
- Waived by Pittsburgh on 9/23/17
- Re-signed with the Steelers on 2/15/17
- Signed with Pittsburgh as an UFA on 3/25/16
- Signed with Tennessee on 3/9/16
- Signed with Denver as a RFA on 4/29/12

— CAREER HIGHLIGHTS —

- Has played primarily on special teams throughout his six-year career, registering 45 special teams tackles, including two seasons (2012 & 2014) with double-digit special teams stops
- Set career highs in tackles (22) and sacks (.5) in 14 games for Denver (seven starts) in 2014

— 2017 SEASON HIGHLIGHTS —

- Signed with the Ravens prior to Week 7 and was a core special teams member, posting 5 tackles
- Signed to the Ravens' 53-man roster on 10/17...Saw his first action as a Raven and posted 1 ST tackle at Min. (10/22)
- Signed to the Steelers' 53-man roster on 9/12 before being released on 9/23...While with Pittsburgh, competed on special teams vs. Min. (9/17)

2017

GAME-BY-GAME DEFENSE

RAVENS/STEELERS

Date/Opp.	TT	Solo	Asst.	Sacks	INT	PD	FF	FR
WITH PITTSBURGH								
9/17 vs. Min.		SAW ACTION ON SPECIAL TEAMS						
9/24 @ Chi.		NOT ON AN NFL ROSTER						
10/1 @ Bal.		NOT ON AN NFL ROSTER						
10/8 vs. Jax.		NOT ON AN NFL ROSTER						
10/15 @ KC		NOT ON AN NFL ROSTER						

WITH BALTIMORE

10/22 @ Min.		SAW ACTION ON SPECIAL TEAMS						
10/26 vs. Mia.		SAW ACTION ON SPECIAL TEAMS						
11/5 @ Ten.		SAW ACTION ON SPECIAL TEAMS						
11/19 @ GB		SAW ACTION ON SPECIAL TEAMS						
11/27 vs. Hou.		SAW ACTION ON SPECIAL TEAMS						
12/3 vs. Det.		SAW ACTION ON SPECIAL TEAMS						
12/10 @ Pit.		SAW ACTION ON SPECIAL TEAMS						
12/17 @ Cle.		SAW ACTION ON SPECIAL TEAMS						
12/23 vs. Ind.		SAW ACTION ON SPECIAL TEAMS						
12/31 vs. Cin.		SAW ACTION ON SPECIAL TEAMS						
Totals	0	0	0	0-0	0-0	0	0	0

REGULAR SEASON

Year	Team	GP	GS	TACKLES			SACKS		INTERCEPTIONS					FUMBLES			
				TT	Solo	Asst.	No.	Yards	No.	Yards	LG	TD	PD	FF	FR	Yards	
2012	Denver	11	0	0	0	0	0.0	0.0	0	0	0	0	0	0	0	0	0
2013	Denver	16	0	1	1	0	0.0	0.0	0	0	0	0	0	0	0	0	0
2014	Denver	14	7	22	13	9	0.5	0.5	0	0	0	0	0	0	0	0	0
2015	Tennessee	16	0	0	0	0	0.0	0.0	0	0	0	0	0	0	0	0	0
2016	Pittsburgh	6	0	0	0	0	0.0	0.0	0	0	0	0	0	0	0	0	0
2017	Pit./Bal.*	11	0	0	0	0	0.0	0.0	0	0	0	0	0	0	0	0	0
Totals		74	7	23	14	9	0.0	0.0	0	0	0	0	0	0	0	0	0

* PLAYED 1 GAME WITH PIT. AND 10 WITH BAL.

SPECIAL TEAMS TACKLES (45): 2012 (10); 2013 (7); 2014 (10); 2015 (7); 2016 (6); 2017 (5)

CAREER SINGLE-GAME HIGHS (REGULAR SEASON)

Total Tackles:

6 (11/16/14 at STL)

Solo Tackles:

3 (11/16/14 at STL)

Sacks:

0.5 (12/7/14 vs. Buf.)

INTs:

None

Passes Defensed:

None

Forced Fumbles:

None

Fumble Recoveries:

None

Additional Statistics: Owns 3 FRs and 2 FFs on special teams

POSTSEASON

Year	Team	GP	GS	TACKLES			SACKS		INTERCEPTIONS					FUMBLES			
				TT	Solo	Asst.	No.	Yards	No.	Yards	LG	TD	PD	FF	FR	Yards	
2012	Denver	1	0	0	0	0	0.0	0.0	0	0	0	0	0	0	0	0	0
2013	Denver	3	0	0	0	0	0.0	0.0	0	0	0	0	0	0	0	0	0
2014	Denver	1	0	0	0	0	0.0	0.0	0	0	0	0	0	0	0	0	0
Totals		5	0	3	0	3	0.0	0.0	0	0	0	0	0	0	0	0	0



99

OUTSIDE LINEBACKER
6-3 | 263



MATTHEW JUDON

COLLEGE: GRAND VALLEY STATE HS: WEST BLOOMFIELD (MI)
BORN: 8/15/92, WEST BLOOMFIELD, MI
EXP. (NFL/RAVENS): 2/2 GP/GS (PLAYOFFS): 30/12 (0/0)



TOGETHER

— KEY TRANSACTIONS —

- Originally selected by the Ravens in the fifth round (146th overall) of the 2016 NFL Draft

— HONORS —

- AFC Defensive Player of the Week (Week 11, 2017)

— CAREER HIGHLIGHTS —

- In 2017, totaled 58 tackles, 8 sacks (-70 yards), 3 PD, 2 FF and 1 FR for a defense that led the league in INTs (22) and takeaways (34)...Also tallied a team-high 17 TFL, which tied for fourth in the NFL
- Led the team with a career-high 12 tackles (all solo) and tied his career high with 2 sacks vs. Chi. (10/15/17)
- As a rookie in 2016, posted 27 tackles (12 solo), 4 sacks, 1 FR and 2 PD for the league's No. 7 defense (322.1 ypg), which also finished fifth overall vs. the run (89.4 ypg)
- Sacked QB Ben Roethlisberger for a 12-yard loss in the 21-14 victory vs. Pit. (11/6/16)
- Established a career-high 2 sacks, recording his first 2 QB drops (-13 yards) at NYJ (10/23)

— PERSONAL —

- Grew up a Miami Dolphins fan, playing running back and modeling his game after Ricky Williams...Now models his game at his current position after Jason Taylor
- Enjoys hiking...Hiked in Hawaii during the 2016 offseason
- For a few years while in college, Judon worked at Camp Sunshine in Michigan, helping people ages 12-50 with mild to moderate cognitive impairments
- Graduated with a sports management/business degree
- Is the sixth of 10 children in his family

— 2017 SEASON HIGHLIGHTS —

- Recorded 58 tackles (50 solo), 8 sacks (-70 yards), 3 PD, 2 FFs, 1 FR and 17 TFL, which tied for fourth most in the NFL...Part of a unit that led the league in both takeaways (34) and interceptions (22) and finished ranked 12th overall (325.1 ypg)...His 8 sacks ranked second on the team
- Registered 6 tackles, including 3 for loss and 1 sack (-7 yards), for a defense that produced 4 takeaways in a 27-10 win at Cle. (12/17)
- Posted 5 tackles and 1 FF at Pit. (12/10)
- Sacked QB Matthew Stafford for a 7-yard loss in a 44-20 win vs. Det. (12/3)

- Earned AFC Defensive Player of the Week honors after producing 7 tackles, 1 FF and 2 sacks (-25 yards) for a defense that forced 5 turnovers, registered 6 sacks and posted its third shutout of the season in a 23-0 win at GB (11/19)...It marked just the third time in franchise history the Ravens recorded 6 sacks and forced 5 turnovers
- Posted 5 tackles, including 1 sack (-10 yards), for a unit that allowed just 257 total yards at Ten. (11/5)
- Tallied 2 TFL for a defense that posted a shutout and allowed a season-low 196 yards in a 40-0 win vs. Mia. (10/26)
- Led the team with a career-high 12 tackles (all solo) and tied his career high with 2 sacks vs. Chi. (10/15)
- Registered 1 tackle and 1 FR, which was forced by OLB Terrell Suggs, for a unit that forced 5 turnovers (4 INTs and 1 FR) for the second-consecutive game in a 24-10 win vs. Cle. (9/17)
- Earned his first-career start and posted 1 tackle for a defense that forced 5 turnovers (4 INTs & 1 FR) and posted the 11th shutout in franchise history in the 20-0 season-opening victory at Cin. (9/10)



AFC Def. POW Award
Week 11 vs. GB



Sacks in 2017
Second on the Team



Tackles for Loss
Most on the Team &
Tied for Fourth in NFL



99 JUDON
2 SEASONS
6-3, 262
OLB

ALL-AROUND DEFENDER

NFL DEFENDERS / 2017 SEASON

(w/ at Least 55 Tackles, 15 TFL, 5 Sacks, 2 FFs & 1 FR)

Defender	Tackles	TFL	Sacks	FFs	FRs
Matthew Judon (Bal.)	58	17	8.0	2	1
Jadeveon Clowney (Hou.)	59	21	9.5	2	2
Von Miller (Den.)	57	17	10.0	2	1

Note: Judon's 17 TFL rank fourth in a Ravens' single season since the stat began being tracked in 2008. The record is 20 set by OLB Terrell Suggs in 2011, while Suggs also had 19 (2008) & 18 (2010).

99 MATTHEW JUDON

REGULAR SEASON

Year	Team	GP	GS	TACKLES			SACKS		INTERCEPTIONS					FUMBLES		
				TT	Solo	Asst.	No.	Yards	No.	Yards	LG	TD	PD	FF	FR	Yards
2016	Baltimore	14	0	27	12	15	4.0	34.0	0	0	0	0	2	0	1	0
2017	Baltimore	16	12	58	50	8	8.0	70.0	0	0	0	0	3	2	1	0
Totals		30	12	85	62	23	12.0	104.0	0	0	0	0	5	2	2	0

SPECIAL TEAMS TACKLES (3): 2017 (3)

CAREER SINGLE-GAME HIGHS (REGULAR SEASON)

Total Tackles:

12 (10/15/17 vs. Chi.)

Solo Tackles:

12 (10/15/17 vs. Chi.)

INTs:

None

Passes Defensed:

2 (11/27/16 vs. Cin.)

Forced Fumbles:

1 2 times (last: 12/10/17 at Pit.)

Fumble Recoveries:

1 2 times (last: 9/17/17 vs. Cle.)

Sacks:

2 3 times (last: 11/19/17 at GB)

2017

GAME-BY-GAME DEFENSE

RAVENS

Date/Opp.	TT	Solo	Asst.	Sacks	INT	PD	FF	FR
9/10 @ Cin.	1	1	0	0-0	0-0	1	0	0
9/17 vs. Cle.	1	1	0	0-0	0-0	0	0	1
9/24 @ Jax.	1	1	0	0-0	0-0	0	0	0
10/1 vs. Pit.	3	2	1	0-0	0-0	0	0	0
10/8 @ Oak.	4	3	1	0-0	0-0	1	0	0
10/15 vs. Chi.	12	12	0	2-12	0-0	0	0	0
10/22 @ Min.	2	1	1	0-0	0-0	0	0	0
10/26 vs. Mia.	2	2	0	0-0	0-0	0	0	0
11/5 @ Ten.	5	4	1	1-10	0-0	0	0	0
11/19 @ GB	7	6	1	2-25	0-0	0	1	0
11/27 vs. Hou.	2	2	0	0-0	0-0	0	0	0
12/3 vs. Det.	1	1	0	1-7	0-0	0	0	0
12/10 @ Pit.	5	4	1	0-0	0-0	0	1	0
12/17 @ Cle.	6	4	2	1-7	0-0	0	0	0
12/23 vs. Ind.	3	3	0	0-0	0-0	0	0	0
12/31 vs. Cin.	3	3	0	1-9	0-0	1	0	0
Totals	58	50	8	8-70	0-0	3	2	1



92

DEFENSIVE END
6-6 | 285



BRONSON KAUFUSI

COLLEGE: BYU HS: TIMPVIEW (PROVO, UT)
BORN: 7/6/91, PROVO, UT
EXP. (NFL/RAVENS): 2/2 GP/GS (PLAYOFFS): 3/1 (0/0)



TOGETHER

— KEY TRANSACTIONS —

- Placed on Injured Reserve (ankle) on 8/30/16
- Bronson Kaufusi was selected by the Ravens in the third round (70th overall) of the 2016 NFL Draft

— CAREER HIGHLIGHTS —

- Started in his first-career NFL game and posted 1 special teams tackle vs. Pit. (10/1/17)
- Placed on Injured Reserve (ankle) after suffering a season-ending injury in training camp prior to his rookie season in 2016

— PERSONAL —

- Father, Steve, is BYU's defensive line coach and was a 12th-round draft choice of the Philadelphia Eagles in 1988...Played in 32 career NFL games as a DE
- Bronson's wife, Hilary, played soccer (goalkeeper) at BYU
- Played basketball at BYU (2012-13) as a forward, appearing in 20 games...Averaged 6.4 minutes, 1.1 points and 1.7 rebounds per contest
- Brother, Corbin, plays defensive line on BYU's football team
- Served his Mormon mission in Auckland, New Zealand
- Last name is pronounced: cow-FOO-see**

— 2017 SEASON HIGHLIGHTS —

- Posted 4 tackles for a defensive unit that led the league in takeaways (34) and INTs (22)
- Inactive for the Ravens' past eight games
- Posted the first 2 tackles from scrimmage of his career vs. Chi. (10/15)
- Started at DE and recorded 1 special teams tackle in his first-career game vs. Pit. (10/1)
- Inactive for the Ravens' first three games

2017

GAME-BY-GAME DEFENSE

RAVENS

Date/Opp.	TT	Solo	Asst.	Sacks	INT	PD	FF	FR
9/10 @ Cin.				INACTIVE				
9/17 vs. Cle.				INACTIVE				
9/24 @ Jax.				INACTIVE				
10/1 vs. Pit.	0	0	0	0-0	0-0	0	0	0
10/8 @ Oak.				INACTIVE				
10/15 vs. Chi.	2	1	1	0-0	0-0	0	0	0
10/22 @ Min.	2	0	2	0-0	0-0	0	0	0
10/26 vs. Mia.				INACTIVE				
11/5 @ Ten.				INACTIVE				
11/19 @ GB				INACTIVE				
11/27 vs. Hou.				INACTIVE				
12/3 vs. Det.				INACTIVE				
12/10 @ Pit.				INACTIVE				
12/17 @ Cle.				INACTIVE				
12/23 vs. Ind.				INACTIVE				
12/31 vs. Cin.				INACTIVE				
Totals	4	1	3	0-0	0-0	0	0	0

REGULAR SEASON

Year	Team	GP	GS	TACKLES			SACKS		INTERCEPTIONS					FUMBLES			
				TT	Solo	Asst.	No.	Yards	No.	Yards	LG	TD	PD	FF	FR	Yards	
2016	Baltimore	0	0	INJURED RESERVE - ANKLE			--	--	--	--	--	--	--	--	--	--	--
2017	Baltimore	3	1	4	1	3	0.0	0.0	0	0	0	0	0	0	0	0	0
Totals		3	1	4	1	3	0.0	0.0	0	0	0	0	0	0	0	0	0

SPECIAL TEAMS TACKLES (1): 2017 (1)

CAREER SINGLE-GAME HIGHS (REGULAR SEASON)

Total Tackles: 2 2 times (last: 10/22/17 at Min.)	INTs: None	Forced Fumbles: None	Sacks: None
Solo Tackles: 1 (10/15/17 vs. Chi.)	Passes Defended: None	Fumble Recoveries: None	

4

PUNTER
6-1 | 222



SAM KOCH

COLLEGE: NEBRASKA HS: SEWARD (NE)

BORN: 8/13/82, YORK, NE

EXP. (NFL/RAVENS): 12/12 GP/GS (PLAYOFFS): 192/0 (16/0)



TOGETHER

— KEY TRANSACTIONS —

- Signed a contract extension with the Ravens on 7/9/15
- Re-signed with Baltimore on 2/1/11
- Re-signed with the Ravens on 5/20/10
- Originally drafted by the Ravens in the sixth round (203rd overall) of the 2006 NFL Draft

— HONORS —

- Pro Bowl (2015)
- Two-time Pro Bowl first alternate (2010, 2014)
- PFWA All-AFC (2015)
- AFC Special Teams Player of the Week (Week 15, 2017; Week 12, 2017; Week 16, 2008)
- Ravens Roost Unsung Hero Award (2015)
- Ravens Roost Extra Effort Award (2008)

— CAREER HIGHLIGHTS —

- Owns franchise records with 946 punts for 42,754 yards and a 45.2 career gross average...His 39.5 career net average also ranks first in team history
- Led the league in 2017 with a franchise-record 40 punts inside the 20...Also added an NFL-best 16 inside the 10
- Since 2006, when he entered the league, Koch's 357 punts inside the 20 rank second in the NFL
- Has played in a Ravens' franchise-record 192-straight games, not missing a contest in his NFL career
- In 2015, earned his first-career Pro Bowl nod after posting the NFL's second-best net (42.9) and ninth-best gross (46.7) averages
- Led the NFL in net punting average (43.3) in 2014, a figure that ranks fourth in league history...Punted 60 times for 2,841 yards, finishing third in the NFL with a 47.4 gross average...Also placed 26 punts inside the 20
- Koch's 43.3 net punting average and 47.4 gross punting average in 2014 are both Ravens' single-season records
- Scored his first-career TD, scrambling for a 7-yard run on a fake FGA in the 55-20 victory vs. Oak. (11/11/12)
- Blasted a team-record 74-yard punt at Hou. (11/9/08)

— PERSONAL —

- He and wife, Nikki, have four children: Ryan (19), Braxtyn (13), Kamdyn (11) and Gianna (3)
- Favorite NFL stadium is Sports Authority Field at Mile High, because the ball travels farther in the light air
- Cites special teams coordinator/associate head coach Jerry Rosburg as a father figure
- First job at 13 was "detasseling" corn stalks

— 2017 SEASON HIGHLIGHTS —

- Placed a league-leading and career-high 40 punts inside the 20, punting 84 times for a 44.8 gross average and a 40.3 net average...Also added an NFL-best 16 punts inside the 10
- Earned a game ball after placing 4 of his 5 punts inside the 20, including 3 punts inside the 5-yard line, in the 27-10 win at Cle. (12/17)...Recorded his second AFC Special Teams Player of the Week award in 2017 for his performance
- Earned AFC Special Teams Player of the Week honors after placing 5 punts inside the 20 for the second-consecutive game and punting 6 times for 308 yards (51.3 avg.) in the 23-16 win vs. Hou. (11/27)...Also threw a 22-yard pass to WR Chris Moore to convert a first down on a fake punt, which led to a Baltimore TD
- Tied a career high, placing 5 of his 7 punts inside the 20 in the 23-0 win at GB (11/19)
- Punted 4 times for 180 yards (45.0 avg.) and completed a 16-yard pass to WR Chris Moore to convert on a fake punt at Ten. (11/5)
- Recorded a Ravens' single-game record 55.0-yard gross average, finishing with 7 punts for 386 yards vs. Chi. (10/15)...(The record minimum is set at 4 punts)
- Posted 7 punts for 44.4 gross and 41.3 net averages, including a 67-yarder, at Jax. (9/24, in London)

KOCH DOMINATED

No punter in 2017 was more dominant at pinning opponents deep in their own territory than **P Sam Koch**.

PUNTS INSIDE 20	PUNTS INSIDE 10	PUNTS INSIDE 5
1. Sam Koch 40	1. Sam Koch 16	1. Andy Lee6
2. Chris Jones34	2. Marquette King. .14	2. Sam Koch 5
3. Two Players33	3. Three Players . .13	Three Others . . .5

"He is composed, he is resilient, and he's not easily rattled. People don't really expect it from a punter, but I definitely think Sam Koch carries that special Raven persona."

— Terrell Suggs, Ravens Outside Linebacker



Punts In 20
NFL's Fourth Most
Since 2014



Net Punt Average
NFL's Fourth Best
Since 2014



Gross Punt Average
NFL's 13th Best
Since 2014



4 SAM KOCH

REGULAR SEASON

Year	Team	GP	GS	No.	Yards	Avg.	Net Avg.	LG	In 20	TB	BLK
2006	Baltimore	16	0	86	3,695	43.0	37.6	61	30	3	0
2007	Baltimore	16	0	78	3,397	43.6	36.0	64	20	9	1
2008	Baltimore	16	0	84	3,777	45.0	39.9	74	34	9	0
2009	Baltimore	16	0	73	3,188	43.7	37.9	60	26	5	1
2010	Baltimore	16	0	81	3,530	43.6	39.2	60	39	4	0
2011	Baltimore	16	0	73	3,393	46.5	38.6	63	21	9	0
2012	Baltimore	16	0	83	3,911	47.1	40.8	60	28	7	0
2013	Baltimore	16	0	90	4,138	46.0	38.9	69	27	9	1
2014	Baltimore	16	0	60	2,841	47.4	#43.3	73	26	4	0
2015	Baltimore	16	0	74	3,454	46.7	42.9	67	29	5	0
2016	Baltimore	16	0	80	3,665	45.8	40.0	68	37	5	0
2017	Baltimore	16	0	84	3,765	44.8	40.3	67	40	3	1
Totals		192	0	946	42,754	45.2	39.5	74	357	72	4

LED NFL

SPECIAL TEAMS TACKLES (14): 2006 (2); 2007 (1); 2008 (3); 2010 (1); 2011 (1); 2012 (3); 2013 (1); 2015 (1); 2016 (1)

CAREER SINGLE-GAME HIGHS (REGULAR SEASON)

Punts: 10 (11/5/07 at Pit.)
Longest: 74 (11/9/08 at Hou.)
Inside 20: 5 6 times (last: 11/27/17 vs. Hou.)
Net Avg.: 62.0, 2-122 (11/1/15 vs. SD)
Gross Avg.: 63.0, 2-126 (11/24/14 at NO)

Additional Statistics: Completed a 22-yard pass on a fake punt vs. Hou. (11/27/17); Completed a 16-yard pass on a fake punt at Ten. (11/5/17); Scored his first-career TD, a 7-yard scramble, on a fake FGA vs. Oak. (11/11/12); Rushed 10 yards for a first down at Cin. (12/30/12); Completed a 13-yard pass on a fake punt vs. Min. (11/7/10); Scored a 2-point conversion on a fake PAT vs. Pit. (9/11/11); Rushed for 7 yards on a fake punt vs. KC (12/20/15)

POSTSEASON

Year	Team	GP	GS	No.	Yards	Avg.	Net Avg.	LG	In 20	TB	BLK
2006	Baltimore	1	0	5	190	38.0	27.4	47	1	1	0
2008	Baltimore	3	0	20	845	42.3	38.1	52	7	2	0
2009	Baltimore	2	0	9	374	41.6	35.2	59	3	0	0
2010	Baltimore	2	0	6	277	46.2	39.2	61	4	1	0
2011	Baltimore	2	0	13	619	47.6	43.7	64	2	2	0
2012	Baltimore	4	0	22	1,013	46.0	34.3	60	8	4	0
2014	Baltimore	2	0	5	250	50.0	34.2	53	0	0	1
Totals		16	0	80	3,568	44.6	36.8	64	25	10	1

SOARING WITH SAM

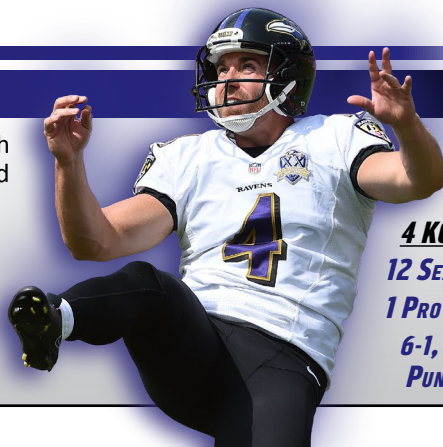
Pro Bowl **P Sam Koch** owns a 45.2 career gross average and 39.5 career net, both marks that rank first in Ravens history. In 2014, Koch posted a career-high and Ravens franchise-record 47.4-yard gross and 43.3-yard net average.

CAREER GROSS PUNTING AVG. (Ravens History)

Rk.	Player	Avg.
1.	Sam Koch	45.2
2.	Greg Montgomery	43.2
3.	Dave Zastudil	41.6

CAREER NET PUNTING AVG. (Ravens History)

Rk.	Player	Avg.
1.	Sam Koch	39.5
2.	Greg Montgomery	37.2
3.	Kyle Richardson	35.4



4 KOCH
12 SEASONS
1 PRO BOWL
6-1, 222
PUNTER

PINNING 'EM DEEP

NFL PUNTS INSIDE THE 20 / SINCE 2006

Rk.	Player	In 20
1.	Dustin Colquitt (KC)	393
2.	Sam Koch (Bal.)	357
3.	Andy Lee (Ari.)	332

In 2017, Koch twice earned AFC Special Teams Player of the Week honors (Week 12 vs. Hou. & Week 15 at Cle.). He is the first punter to win multiple POW awards in a single season since Buffalo's Brian Moorman in 2006.

P Sam Koch is the Ravens' all-time leader in punts inside the 20 (357). In 2017, he posted a franchise-record 40 boots inside the 20, which ranked as the NFL's most.

* In 2017, Koch's 40 punts inside the 20 ranked No. 1 in the NFL.

PUNTS INSIDE THE 20 (Ravens All-Time History)

Rk.	Player	In 20
1.	Sam Koch	357
2.	Kyle Richardson	128
3.	Dave Zastudil	89

PUNTS INSIDE THE 20 (Ravens Single Seasons)

Rk.	Player (Year)	In 20
1.	Sam Koch (2017)*	40
2.	Sam Koch (2010)	39
	Kyle Richardson (1999)	39



41

DEFENSIVE BACK
5-11 209



ANTHONY LEVINE SR.

COLLEGE: TENNESSEE STATE HS: RJ REYNOLDS (WINSTON-SALEM, NC)

BORN: 3/27/87, ABBEVILLE, LA

EXP. (NFL/RAVENS): 6/6 GP/GS (PLAYOFFS): 82/3 (2/0)



TOGETHER

— KEY TRANSACTIONS —

- Re-signed (UFA) with Baltimore on 3/15/17
- Re-signed with the Ravens on 3/12/15
- Elevated to the Ravens' active roster on 11/17/12
- Signed to the Ravens' practice squad on 9/3/12
- Originally signed with the Packers as a RFA on 5/3/10

— CAREER HIGHLIGHTS —

- In 2017, registered a career-high 9 special teams tackles, adding 20 tackles (18 solo) from scrimmage, 1 INT, 3 PD and a career-high 3 sacks(-21 yards) for a unit that led the league in both takeaways (34) and INTs (22)
- Tallied his first-career INT on the Texans' last offensive drive to clinch the 23-16 win vs. Hou. (11/2/17)
- Posted 6 special teams stops for one of the league's top punt return coverage units in 2015
- Started and led the team with a career-high 10 tackles (6 solo) vs. SD (11/30/14)
- Started his first-career game (at CB) and recorded his first-career tackle (finished with 4) and PD (had 2) for a defense that allowed just 45 total yards in the second half in the 21-7 victory vs. Ten. (11/9/14)
- Finished second on the team with a career-high 11 special teams tackles in 2013

— PERSONAL —

- Dislikes fishing, but goes often because his son, Anthony Levine Jr. (5) enjoys it so much...Also has another son, Alexander (1)
- Collects jerseys of other NFL players, has them sign the jersey and then frames it in his house...Among his many jerseys are Peyton Manning, Steve Smith Sr., Ray Lewis, Ed Reed and Charles Woodson
- Started the Anthony Levine 4every1 Foundation is dedicated to helping at-risk youth and their families build better futures through mentorship, educational opportunities and life changing experiences...Will also focus on helping people with Lupus, which Levine Sr.'s younger sister, Alisio, was recently diagnosed with
- Favorite athlete is LeBron James...Most memorable moment as a sports fan is the Cavs' 2016 championship

— 2017 SEASON HIGHLIGHTS —

- Registered a career-high 9 special teams tackles, adding 20 tackles (18 solo) from scrimmage, 1 INT, 3 PD and a career-high 3 sacks(-21 yards) for a unit that led the league in both takeaways (34) and interceptions (22)
- Posted his first-career FR, adding a season-high 4 tackles and 1 PD, for a defense that produced 4 takeaways in a 27-10 win at Cle. (12/17)
- Posted 2 tackles, including 1 sack, and added 1 PD at Pit. (12/10)
- Registered his first-career INT on the Texans' last offensive drive to clinch the 23-16 win vs. Hou. (11/27)...Added 1 special teams tackle and 1 tackle from scrimmage for a unit that produced 3 turnovers and permitted just 66 rushing yards in a 23-16 win vs. Hou. (11/27)
- Posted 2 tackles, including 1 sack (-8 yards), for a defense that posted a shutout and allowed a season-low 196 yards in a 40-0 win vs. Mia. (10/26)
- Registered his first-career sack, dropping QB E.J. Manuel for an 8-yard loss as part of a defense that produced 3 sacks and held the Raiders to 245 total yards in the 30-17 victory at Oak. (10/8)
- Posted 1 special teams tackle and competed from scrimmage for a defense that forced 5 turnovers (4 INTs and 1 FR) for the second-consecutive game vs. Cle. (9/17)
- Recorded 2 tackles on special teams and 1 from scrimmage for a defense that forced 5 turnovers (4 INTs and 1 FR) and posted the 11th shutout in franchise history in the 20-0, season-opening victory at Cin. (9/10)

2017

GAME-BY-GAME DEFENSE

RAVENS

Date/Opp.	TT	Solo	Asst.	Sacks	INT	PD	FF	FR
9/10 @ Cin.	1	1	0	0-0	0-0	0	0	0
9/17 vs. Cle.	0	0	0	0-0	0-0	0	0	0
9/24 @ Jax.	0	0	0	0-0	0-0	0	0	0
10/1 vs. Pit.	1	0	1	0-0	0-0	0	0	0
10/8 @ Oak.	1	1	0	1-8	0-0	0	0	0
10/15 vs. Chi.	1	1	0	0-0	0-0	0	0	0
10/22 @ Min.	1	1	0	0-0	0-0	0	0	0
10/26 vs. Mia.	2	2	0	1-8	0-0	0	0	0
11/5 @ Ten.	0	0	0	0-0	0-0	0	0	0
11/19 @ GB	1	1	0	0-0	0-0	0	0	0
11/27 vs. Hou.	1	0	1	0-0	1-8	1	0	0
12/3 vs. Det.	2	2	0	0-0	0-0	0	0	0
12/10 @ Pit.	2	2	0	1-5	0-0	1	0	0
12/17 @ Cle.	4	4	0	0-0	0-0	1	0	1
12/23 vs. Ind.	3	3	0	0-0	0-0	0	0	0
12/31 vs. Cin.	0	0	0	0-0	0-0	0	0	0
Totals	20	18	2	3-21	1-8	3	0	1



41 ANTHONY LEVINE SR.

REGULAR SEASON

Year	Team	GP	GS	TACKLES			SACKS		INTERCEPTIONS					FUMBLES				
				TT	Solo	Asst.	No.	Yards	No.	Yards	LG	TD	PD	FF	FR	Yards		
2012	Baltimore	2	0	0	0	0	0.0	0.0	0	0	0	0	0	0	0	0	0	0
2013	Baltimore	16	0	0	0	0	0.0	0.0	0	0	0	0	0	0	0	0	0	0
2014	Baltimore	16	3	23	16	7	0.0	0.0	0	0	0	0	3	0	0	0	0	0
2015	Baltimore	16	0	1	1	0	0.0	0.0	0	0	0	0	0	0	0	0	0	0
2016	Baltimore	16	0	7	4	3	0.0	0.0	0	0	0	0	1	0	0	0	0	0
2017	Baltimore	16	0	20	18	2	3.0	21.0	1	8	8	0	3	0	1	0	0	0
Totals		82	3	51	39	12	3.0	21.0	1	8	8	0	7	0	1	0	0	0

SPECIAL TEAMS TACKLES (37): 2012 (1); 2013 (11); 2014 (6); 2015 (6); 2016 (4); 2017 (9)

CAREER SINGLE-GAME HIGHS (REGULAR SEASON)

Total Tackles:

10 (12/1/14 vs. SD)

Solo Tackles:

8 (11/24/14 at NO)

Sacks:

1 3 times (last: 12/10/17 at Pit.)

INTs:

1 (11/27/17 vs. Hou.)

Passes Defensed:

2 (11/9/14 vs. Ten.)

Forced Fumbles:

None

Fumble Recoveries:

1 (12/17/17 at Cle.)

Additional Statistics: Rushed for 3 yards, converting a first down on a fake punt, vs. Cin. (9/27/15); Has a FF on special teams at SF (10/18/15)

POSTSEASON

Year	Team	GP	GS	TACKLES			SACKS		INTERCEPTIONS					FUMBLES				
				TT	Solo	Asst.	No.	Yards	No.	Yards	LG	TD	PD	FF	FR	Yards		
2012	Baltimore	0	0	INJURED RESERVE - SHOULDER			--	--	--	--	--	--	--	--	--	--	--	--
2014	Baltimore	2	0	3	3	0	0.0	0.0	0	0	0	0	0	0	0	0	0	0
Totals		2	0	3	3	0	0.0	0.0	0	0	0	0	0	0	0	0	0	0



18

WIDE RECEIVER
6-0 | 198



JEREMY MACLIN

COLLEGE: MISSOURI HS: KIRKWOOD (MO)

BORN: 5/11/88, KIRKWOOD, MO

EXP. (NFL/RAVENS): 9/1 GP/GS (PLAYOFFS): 114/112 (5/5)



TOGETHER

— KEY TRANSACTIONS —

- Signed with Baltimore as a free agent on 6/13/17
- Signed with the Chiefs on 3/10/15
- Re-signed with Philadelphia on 2/28/14
- Originally selected by the Eagles in the first round (19th overall) of the 2009 NFL Draft

— HONORS —

- Pro Bowler (2014)
- Earned Philadelphia's Ed Block Courage Award after returning from an ACL injury (2014)
- NFC Offensive Player of The Week (Week 9, 2014)

— CAREER HIGHLIGHTS —

- His 87 receptions in 2015 stand as a career high and set the Chiefs' single-season record by a WR
- In 2015, led the Chiefs in receiving yards (1,088), catches (87) and receiving TDs (8) in his first season with KC
- In 2014, earned his first-career Pro Bowl nod after posting a career-high 1,318 receiving yards and a career-best-tying 10 TDs on 85 receptions with Philadelphia

— PERSONAL —

- Married his wife, Adia, in May 2017...Adia is originally from Baltimore and attended Hilton Elementary School
- Dealt with a difficult upbringing growing up, eventually moving in with his youth football coach in high school... Maclin's struggles helped inspire him to create the JMac Gives Back Foundation, which is dedicated to helping children and families in alternative living situations
- Wrote a weekly post for *GQ.com* in 2011, providing readers with a behind-the-scenes look of the Eagles' season and life off the field for a young NFL star

— 2017 SEASON HIGHLIGHTS —

- Registered 40 receptions for 440 yards and 3 TDs, helping the Ravens produce the NFL's ninth-ranked scoring attack (24.7 ppg)...Over the last nine games of the season, Baltimore averaged the league's second-most points per contest (29.4)
- Inactive (knee) at Cin. (12/31) and vs. Ind. (12/23)
- Caught 4 passes for 41 yards, helping the Ravens produce a season high in points in a 44-20 win vs. Det. (12/3)
- Recorded his 500th-career catch, leading the team with a season-high 98 yards on 8 receptions at Ten. (11/5)
- Returned after missing two games with a shoulder injury and scored the Ravens' opening TD on a 34-yard strike, posting a team-high 53 receiving yards on 3 receptions in a 40-0 win vs. Mia. (10/26)
- Inactive (shoulder) at Min. (10/22) and vs. Chi. (10/15)
- Registered a team-high 6 receptions for 43 yards in the 30-17 victory at Oak. (10/8)
- Posted 4 catches for 31 yards, including a 2-yard TD catch just before halftime, in a 24-10 win vs. Cle. (9/17)
- Scored the Ravens' first TD of the season on a 48-yard reception, totaling 2 catches for 56 yards in the 20-0 season-opening victory at Cin. (9/10)

2017

GAME-BY-GAME OFFENSE

RAVENS Date/Opp.	RECEIVING					RUSHING				
	No.	Yds.	Avg.	LG	TD	No.	Yds.	Avg.	LG	TD
9/10 @ Cin.	2	56	28.0	48t	1	0	0	0.0	0	0
9/17 vs. Cle.	4	31	7.8	19	1	0	0	0.0	0	0
9/24 @ Jax.	1	8	8.0	8	0	0	0	0.0	0	0
10/1 vs. Pit.	3	21	7.0	11	0	0	0	0.0	0	0
10/8 @ Oak.	6	43	7.2	14	0	0	0	0.0	0	0
10/15 vs. Chi.	INACTIVE - SHOULDER					--	--	--	--	--
10/22 @ Min.	INACTIVE - SHOULDER					--	--	--	--	--
10/26 vs. Mia.	3	53	17.7	34t	1	0	0	0.0	0	0
11/5 @ Ten.	8	98	12.3	19	0	0	0	0.0	0	0
11/19 @ GB	4	34	8.5	14	0	0	0	0.0	0	0
11/27 vs. Hou.	1	6	6.0	6	0	0	0	0.0	0	0
12/3 vs. Det.	4	41	10.3	17	0	0	0	0.0	0	0
12/10 @ Pit.	3	27	9.0	19	0	0	0	0.0	0	0
12/17 @ Cle.	1	22	22.0	22	0	0	0	0.0	0	0
12/23 vs. Ind.	INACTIVE - KNEE					--	--	--	--	--
12/31 vs. Cin.	INACTIVE - KNEE					--	--	--	--	--
Totals	40	440	11.0	48t	3	0	0	0.0	0	0



18 JEREMY MACLIN

REGULAR SEASON

Year	Team	GP	GS	RECEIVING					RUSHING				
				No.	Yards	Avg.	LG	TD	No.	Yards	Avg.	LG	TD
2009	Philadelphia	15	13	56	773	13.8	56	4	2	-7	-3.5	-1	0
2010	Philadelphia	16	16	70	964	13.8	83t	*10	3	36	12.0	14	0
2011	Philadelphia	13	13	*63	859	13.6	59	*5	1	1	1.0	1	0
2012	Philadelphia	15	15	*69	*857	12.4	70t	*7	0	0	0	0	0
2013	Philadelphia	0	0	INJURED RESERVE - KNEE					--	--	--	--	--
2014	Philadelphia	16	16	*85	*1,318	*15.5	72	*10	0	0	0	0	0
2015	Kansas City	15	15	*87	*1,088	12.5	61	*8	3	14	4.7	18	0
2016	Kansas City	12	12	44	536	12.2	44	2	1	-1	-1.0	-1	0
2017	Baltimore	12	12	40	440	11.0	48t	3	0	0	0	0	0
Totals		114	112	514	6,835	13.3	83t	49	10	43	4.3	18	0

*LED TEAM

CAREER SINGLE-GAME HIGHS (REGULAR SEASON)

RECEIVING

Receptions:
13 (9/8/11 at Atl.)

Yardage:
187 (10/26/14 at Ari.)

Long Gain:
83t (10/17/10 vs. Atl.)

Touchdowns:
2 8 times (last: 12/6/15 at Oak.)

RUSHING

Carries:
1 10 times (last: 9/11/16 vs. SD)

Yardage:
18 (1/3/16 vs. Oak.)

Long Gain:
18 (last: 1/3/16 vs. Oak.)

Touchdowns:
None

100-yard Receiving Games: 16 (last: 160 yards, 11/29/15 vs. Buf.)

Additional Statistics: Has recorded 17 PRs for 114 yards (6.7 avg.) and 8 KORs for 146 yards (18.3 avg.)

POSTSEASON

Year	Team	GP	GS	RECEIVING					RUSHING				
				No.	Yards	Avg.	LG	TD	No.	Yards	Avg.	LG	TD
2009	Philadelphia	1	1	7	146	20.9	76t	1	0	0	0.0	0	0
2010	Philadelphia	1	1	3	73	24.3	44	0	0	0	0.0	0	0
2015	Kansas City	2	2	5	52	10.4	16	0	0	0	0.0	0	0
2016	Kansas City	1	1	2	28	14.0	20	0	0	0	0.0	0	0
Totals		5	5	17	299	17.6	76t	1	0	0	0.0	0	0



15

QUARTERBACK
6-6 | 250



RYAN MALLETT

COLLEGE: ARKANSAS HS: TEXAS (TEXARKANA, TX) HS
BORN: 6/5/88, TEXARKANA, TX
EXP. (NFL/RAVENS): 7/3 GP/GS (PLAYOFFS): 21/8 (0/0)



TOGETHER

— KEY TRANSACTIONS —

- Re-signed with Baltimore as an UFA on 3/15/17
- Signed with the Ravens on 12/15/15
- Re-signed with the Texans 3/10/15
- Traded by New England to Houston on 8/31/14
- Originally selected by the Patriots in the third round (74th overall) of the 2011 NFL Draft

— CAREER HIGHLIGHTS —

- In 2015, established single-season career highs in all passing categories: attempts (244), completions (136), yards (1,336), completion percentage (55.7) and TDs (5)
- Led Baltimore to a 20-17 win vs. Pittsburgh in his Ravens debut (12/27/15) just 12 days after joining the team
- Completed his first-career TD passes (2, career high) in his first win as a starter, finishing 20-of-30 for 211 yards and a 95.3 rating, at Cle. (11/16/14)

— 2017 SEASON HIGHLIGHTS —

- Appeared in two games while subbing for QB Joe Flacco, completing 9 of 16 passes for 56 yards and 2 TDs
- Subbed for an injured QB Joe Flacco (concussion in second quarter) and completed 3 of 7 passes for 20 yards and 1 TD in a 40-0 win vs. Mia. (10/26)
- Completed 6 of 9 passes for 36 yards and 1 TD (to TE Benjamin Watson) at Jax. (9/24, in London)
- Active, but did not play in the 24-10 win vs. Cle. (9/17) and the 20-0, season-opening victory at Cin. (9/10)

REGULAR SEASON

Year	Team	GP	GS	PASSING										RUSHING				
				Att.	Comp.	Yards	Comp%	Yds/Att	TD	INT	LG	Sack/Lost	Rating	No.	Yards	Avg.	LG	TD
2011	New England	0	0	0	0	0	0.0	0.00	0	0	0	0/0	0.0	0	0	0.0	0	0
2012	New England	4	0	4	1	17	25.0	4.25	0	1	17	0/0	5.2	8	-9	-1.1	-1	0
2013	New England	0	0	0	0	0	0.0	0.00	0	0	0	0/0	0.0	0	0	0.0	0	0
2014	Houston	3	2	75	41	400	54.7	5.33	2	2	41	1/5	67.6	6	-2	-0.3	2	0
2015	Hou./Bal.*	8	6	244	136	1,336	55.7	5.48	5	6	48	6/32	67.9	5	15	3.0	6t	1
2016	Baltimore	4	0	6	3	26	50.0	4.33	0	1	12	0/0	22.2	5	-6	-1.2	0	0
2017	Baltimore	2	0	16	9	56	56.3	3.50	2	0	12	0/0	103.1	4	-3	-0.8	0	0
Totals		21	8	345	190	1,835	55.1	5.32	9	10	48	7/37	66.8	28	-5	-0.2	6t	1

*PLAYED 6 GAMES (4 STARTS) OF THE 2015 SEASON WITH HOU.

CAREER SINGLE-GAME HIGHS (REGULAR SEASON)

Most Attempts:

58 (9/20/15 at Car.)

Most Yards Passing:

292 (1/3/16 at Cle.)

Longest Gain:

48 (9/20/15 at Car.)

Most Completions:

30 (1/3/16 at Cin.)

Most Touchdowns:

2 (11/16/14 at Cle.)

QB Rating:

110.4 (9/13/15 vs. KC)

Most Carries / Rushing Yards:

4 (11/16/14 at Cle.) / 6 2 times (last: 9/20/15 at Car.)

Longest Gain Rushing:

6 2 times (last: 9/20/15 at Car.)

Most Rushing Touchdowns:

1 (9/20/15 at Car.)

2017

GAME-BY-GAME

RAVENS

Date/Opp.	PASSING										RUSHING				
	Att.	Comp.	Yards	Comp%	Yds/Att	TD	INT	LG	Sack/Lost	Rating	No.	Yards	Avg.	LG	TD
9/10 @ Cin.															
9/17 vs. Cle.															
9/24 @ Jax.	9	6	36	66.7	4.00	1	0	8	0/0	111.3	0	0	0.0	0	0
10/1 vs. Pit.															
10/8 @ Oak.															
10/15 vs. Chi.															
10/22 @ Min.															
10/26 vs. Mia.	7	3	20	42.9	2.86	1	0	12	0/0	89.9	4	-3	-0.8	0	0
11/5 @ Ten.															
11/19 @ GB															
11/27 vs. Hou.															
12/3 vs. Det.															
12/10 @ Pit.															
12/17 @ Cle.															
12/23 vs. Ind.															
12/31 vs. Cin.															
Totals	16	9	56	56.3	3.50	2	0	12	0/0	103.1	4	-3	-0.8	0	0



88

TE/WR
6-2 | 247

VINCE MAYLE

COLLEGE: WASHINGTON STATE HS: INDERKUM (SACRAMENTO, CA)

BORN: 6/12/91, SACRAMENTO, CA

EXP. (NFL/RAVENS): 2/2 GP/GS (PLAYOFFS): 23/0 (0/0)



TOGETHER

— KEY TRANSACTIONS —

- Signed by Baltimore on 12/30/16 after being waived by the Cowboys on 12/29/16
- Elevated to Dallas' active roster on 11/16/16
- Waived by the Cowboys on 9/3/16 and signed to their practice squad on 9/4/16
- Signed to the Cowboys' practice squad on 9/8/15
- Originally drafted by Cleveland in the fourth round of the 2015 NFL Draft.

— CAREER HIGHLIGHTS —

- Scored his first-career TD on a 2-yard end-around run in a 30-17 victory at Oak. (10/8/17)
- In 2016, competed from scrimmage and on special teams for six Dallas games, registering 2 special teams tackles
- Recorded his first-career special teams tackle vs. Bal. (11/20/16)
- Saw the first game action of his career vs. NE (10/11/15)

— PERSONAL —

- Prior to attending Washington State, Mayle played basketball for Shasta Community College in 2009-10 and averaged 8.0 ppg and once won a slam dunk contest
- Often called "Little LeBron" while growing up because of his resemblance to NBA superstar LeBron James
- **Last name is pronounced: MAY-lee**

— 2017 SEASON HIGHLIGHTS —

- Posted 8 tackles on special teams and carried the ball 2 times for 2 yards, including his first-career TD, helping the Ravens produce the NFL's ninth-ranked scoring attack (24.7 ppg)
- Saw action on offense and recorded 1 special teams tackle before leaving the game in the second quarter with a concussion in a 40-0 win vs. Mia. (10/26)
- On his first-career touch from scrimmage, rushed for a 2-yard TD on an end-around to score the Ravens' opening points in a 30-17 victory at Oak. (10/8)
- Saw action from scrimmage and on special teams in a 24-10 win vs. Cle. (9/17)
- Registered a special teams tackle in the 20-0, season-opening victory at Cin. (9/10)

2017

GAME-BY-GAME OFFENSE

Date/Opp.	RAVENS RECEIVING					RUSHING				
	No.	Yds.	Avg.	LG	TD	No.	Yds.	Avg.	LG	TD
9/10 @ Cin.	SAW ACTION ON SPECIAL TEAMS									
9/17 vs. Cle.	0	0	0.0	0	0	0	0	0.0	0	0
9/24 @ Jax.	SAW ACTION ON SPECIAL TEAMS									
10/1 vs. Pit.	0	0	0.0	0	0	0	0	0.0	0	0
10/8 @ Oak.	0	0	0.0	0	0	1	2	2.0	2t	1
10/15 vs. Chi.	0	0	0.0	0	0	0	0	0.0	0	0
10/22 @ Min.	0	0	0.0	0	0	1	0	0.0	0	0
10/26 vs. Mia.	0	0	0.0	0	0	0	0	0.0	0	0
11/5 @ Ten.	SAW ACTION ON SPECIAL TEAMS									
11/19 @ GB	0	0	0.0	0	0	0	0	0.0	0	0
11/27 vs. Hou.	SAW ACTION ON SPECIAL TEAMS									
12/3 vs. Det.	0	0	0.0	0	0	0	0	0.0	0	0
12/10 @ Pit.	SAW ACTION ON SPECIAL TEAMS									
12/17 @ Cle.	SAW ACTION ON SPECIAL TEAMS									
12/23 vs. Ind.	SAW ACTION ON SPECIAL TEAMS									
12/31 vs. Cin.	SAW ACTION ON SPECIAL TEAMS									
Totals	0	0	0.0	0	0	2	2	1.0	2t	1

REGULAR SEASON

Year	Team	GP	GS	RECEIVING					RUSHING				
				No.	Yards	Avg.	LG	TD	No.	Yards	Avg.	LG	TD
2015	Dallas	1	0	0	0	0.0	0	0	0	0	0	0	0
2016	Dal./Bal.*	6	0	0	0	0.0	0	0	0	0	0	0	0
2017	Baltimore	16	0	0	0	0.0	0	0	2	2	1.0	2t	1
Totals		23	0	0	0	0.0	0	0	2	2	1.0	2t	1

*PLAYED ALL 6 GAMES OF THE 2016 SEASON WITH DAL.

SPECIAL TEAMS TACKLES (10): 2016 (2); 2017 (8)

CAREER SINGLE-GAME HIGHS (REGULAR SEASON)

RECEIVING

Receptions:

None

Yardage:

None

Long Gain:

None

Touchdowns:

None

RUSHING

Carries:

1 2 times (last: 10/22/17 at Min.)

Yardage:

2 (10/8/17 at Oak.)

Long Gain:

2t (10/8/17 at Oak.)

Touchdowns:

1 (10/8/17 at Oak.)



10

WIDE RECEIVER
6-1 | 204



CHRIS MOORE

COLLEGE: CINCINNATI HS: THOMAS JEFFERSON (TAMPA, FL)
BORN: 6/16/93, ORLANDO, FL
EXP. (NFL/RAVENS): 2/2 GP/GS (PLAYOFFS): 28/4 (0/0)



TOGETHER

— KEY TRANSACTIONS —

- Chris Moore was selected by the Ravens in the fourth round (107th overall) of the 2016 NFL Draft...Moore was the second (CB Tavon Young) of five picks in the round

— CAREER HIGHLIGHTS —

- In 2017, served as a core special teams member and posted career highs in all receiving categories, including receptions (18), receiving yards (248) and TDs (3)
- Owns 6 career TDs: 1 FR-TD (own) on offense, 3 TD receptions, 1 defensive TD (muffed punt snap) and the return of a blocked punt for a TD
- Posted a career-high 48 receiving yards on 3 receptions (16.0 avg.) and 1 TD at Pit. (12/10/17)
- As a rookie in 2016, caught 7 passes for 46 yards and carried the ball 3 times for 19 yards...Also a key contributor on special teams, serving as the Ravens' kick returner for the team's final three games and scoring 2 TDs on Baltimore's punt coverage unit
- Returned a blocked punt from RB Javorius Allen 14 yards for a score in a 21-14 victory vs. Pit. (11/6/16)
- Recovered a muffed snap from Jets P Lachlan Edwards in the end zone, scoring his first-career TD and giving the Ravens a 7-0 lead, at NYJ (10/23/16)
- Caught his first-career pass on a 13-yard reception in the season-opening victory vs. Buf. (9/11/16)

— PERSONAL —

- Got engaged in January, 2017 to his fiancée, Toria
- Graduated with a criminal justice degree from Cincinnati
- M*A*S*H is his favorite TV show
- Owns an impressive sneaker collection

— 2017 SEASON HIGHLIGHTS —

- Registered 18 receptions for 248 yards and 3 TDs, helping the Ravens produce the NFL's ninth-ranked scoring attack (24.7 ppg)
- Also a key contributor on special teams, he helped Baltimore rank No. 1 in KOR average (27.5), No. 5 in PR average (10.1) and No. 1 in opponent KOR average (18.6)... Moore finished with a 26.6-yard KOR average, including a long of 87
- Caught a 6-yard TD at the end of the second quarter, which was set up by his 87-yard kick return, vs. Cin. (12/31)
- Posted the second receiving TD of his career on a 30-yard reception, finishing with 3 catches for a career-best 48 yards at Pit. (12/10)...Also had 5 KORs for 86 yards
- Caught a career-high-tying 3 passes for 37 yards, including a 22-yarder from P Sam Koch on a fake punt to set up a Baltimore TD, in a 23-16 win vs. Hou. (11/27)
- Returned the opening kickoff in the second half 35 yards, helping set up a Ravens' TD, in the 23-0 win at GB (11/19)
- Recorded 1 special teams tackle and caught a 16-yard pass from P Sam Koch on a fake punt to help the Ravens convert on fourth down at Ten. (11/5)
- Recovered a QB Ryan Mallett fumble in the end zone in a 40-0 win vs. Mia. (10/26)...The FR-TD marked Moore's fourth-career score, which also includes 1 TD reception, 1 defensive TD on a muffed punt snap and the return of a blocked punt for a TD
- Made his first-career start and recorded 2 receptions for 36 yards, including a 13-yard TD at Min. (10/22)
- Registered career highs in catches (3) and receiving yards (44), averaging 14.7 yards per reception vs. Chi. (10/15)
- Competed on special teams in the 20-0, season-opening victory at Cin. (9/10)

2017

GAME-BY-GAME OFFENSE

Date/Opp.	RECEIVING					RUSHING				
	No.	Yds.	Avg.	LG	TD	No.	Yds.	Avg.	LG	TD
9/10 @ Cin.	SAW ACTION ON SPECIAL TEAMS									
9/17 vs. Cle.	INACTIVE									
9/24 @ Jax.	0	0	0.0	0	0	0	0	0.0	0	0
10/1 vs. Pit.	INACTIVE									
10/8 @ Oak.	INACTIVE									
10/15 vs. Chi.	3	44	14.7	17	0	0	0	0.0	0	0
10/22 @ Min.	2	36	18.0	23	1	1	-5	-5.0	-5	0
10/26 vs. Mia.	0	0	0.0	0	0	0	0	0.0	0	0
11/5 @ Ten.	1	16	16.0	0	0	--	--	--	--	--
11/19 @ GB	0	0	0.0	0	0	0	0	0.0	0	0
11/27 vs. Hou.	3	37	12.3	22	0	0	0	0.0	0	0
12/3 vs. Det.	3	32	10.7	23	0	1	-4	-4.0	-4	0
12/10 @ Pit.	3	48	16.0	30t	1	0	0	0.0	0	0
12/17 @ Cle.	0	0	0.0	0	0	0	0	0.0	0	0
12/23 vs. Ind.	2	29	14.5	20	0	0	0	0.0	0	0
12/31 vs. Cin.	1	6	6.0	6t	1	0	0	0.0	0	0
Totals	18	248	13.8	30t	3	2	-9	-4.5	-4	0

2017

GAME-BY-GAME RETURNS

Date/Opp.	KICKOFF RETURNS					PUNT RETURNS					
	No.	Yds.	Avg.	LG	TD	No.	FC	Yds.	Avg.	LG	TD
9/10 @ Cin.	0	0	0.0	0	0	0	0	0	0.0	0	0
9/17 vs. Cle.	0	0	0.0	0	0	0	0	0	0.0	0	0
9/24 @ Jax.	0	0	0.0	0	0	0	2	0	0.0	0	0
10/1 vs. Pit.	0	0	0.0	0	0	0	0	0	0.0	0	0
10/8 @ Oak.	0	0	0.0	0	0	0	0	0	0.0	0	0
10/15 vs. Chi.	0	0	0.0	0	0	0	0	0	0.0	0	0
10/22 @ Min.	0	0	0.0	0	0	0	0	0	0.0	0	0
10/26 vs. Mia.	0	0	0.0	0	0	0	0	0	0.0	0	0
11/5 @ Ten.	0	0	0.0	0	0	0	0	0	0.0	0	0
11/19 @ GB	1	35	35.0	35	0	0	0	0	0.0	0	0
11/27 vs. Hou.	2	50	25.0	27	0	0	0	0	0.0	0	0
12/3 vs. Det.	2	51	25.5	27	0	0	0	0	0.0	0	0
12/10 @ Pit.	5	86	17.2	20	0	0	0	0	0.0	0	0
12/17 @ Cle.	0	0	0.0	0	0	0	0	0	0.0	0	0
12/23 vs. Ind.	0	0	0.0	0	0	0	0	0	0.0	0	0
12/31 vs. Cin.	3	124	41.3	87	0	0	0	0	0.0	0	0
Totals	13	346	26.6	87	0	0	0	0	0.0	0	0



10 CHRIS MOORE

REGULAR SEASON

Year	Team	GP	GS	RECEIVING					RUSHING				
				No.	Yards	Avg.	LG	TD	No.	Yards	Avg.	LG	TD
2016	Baltimore	15	0	7	46	6.6	13	0	3	19	6.3	10	0
2017	Baltimore	13	4	18	248	13.8	30t	3	2	-9	-4.5	-4	0
Totals		28	4	25	294	11.8	30t	3	5	10	2.0	10	0

SPECIAL TEAMS TACKLES (5): 2016 (4); 2017 (1)

CAREER SINGLE-GAME HIGHS (REGULAR SEASON)

RECEIVING

Receptions:

3 4 times (last: 12/10/17 at Pit.)

Yardage:

48 (12/10/17 at Pit.)

Long Gain:

30t (12/10/17 at Pit.)

Touchdowns:

1 3 times (last: 12/31/17 vs. Cin.)

RUSHING

Carries:

1 5 times (last: 12/3/17 vs. Det.)

Yardage:

10 (11/10/16 vs. Cle.)

Long Gain:

10 (11/10/16 vs. Cle.)

Touchdowns:

None

Additional Statistics: Recovered a Ravens' fumble in the end zone for a TD vs. Mia. (10/26)...Recorded a FR on special teams on a muffed punt at NE (12/12/16)... Returned a blocked punt for a TD vs. Pit. (11/6/16) and scored a defensive TD by recovering a muffed punt snap in the end zone at NYJ (10/23/16)

REGULAR SEASON

Year	Team	GP	GS	KICKOFF RETURNS					PUNT RETURNS					
				No.	Yards	Avg.	LG	TD	No.	FC	Yards	Avg.	LG	TD
2016	Baltimore	15	0	7	162	23.1	34	0	0	0	0	0.0	0	0
2017	Baltimore	13	4	13	346	26.6	87	0	0	0	0	0.0	0	0
Totals	Baltimore	28	4	20	508	25.4	87	0	0	0	0	0.0	0	0



57

INSIDE LINEBACKER
6-2 | 250





C.J. MOSLEY

COLLEGE: ALABAMA **HS:** THEODORE (AL)
BORN: 6/19/92, THEODORE, AL
EXP. (NFL/RAVENS): 4/4 **GP/GS (PLAYOFFS):** 62/62 (2/2)



TOGETHER

— **KEY TRANSACTIONS** —

- Selected by the Ravens in the first round (17th overall) of the 2014 NFL Draft

— **HONORS** —

- Three-time Pro Bowler (2014, 2016-17); became the first Ravens rookie to earn the honor in 2014
- *Associated Press* second-team All-Pro (2014, 2016-17)
- PFWA All-AFC (2014)
- PFWA All-Rookie Team (2014)
- NFL Rookie of the Month (Dec., 2014 and Oct., 2014)

— **CAREER HIGHLIGHTS** —

- Led the team in 2017 with a career-high 132 tackles, also posting 2 INTs (1 returned for a TD), 7 PD, 3 FF and 3 FRs...Ranked eighth in the NFL in total tackles
- Returned an INT 63 yards for a TD for a defense that posted a shutout in a 40-0 win vs. Mia. (10/26/17)
- Mosley and Luke Kuechly are the only NFL defenders to tally at least 450 tackles, 5 sacks and 5 INTs since 2014
- Ranks fifth in the NFL with 469 tackles since 2014
- In 2016, finished second among all linebackers in the NFL with a career- and team-high (tied) 4 INTs
- Recorded an INT in consecutive games at Cle. (9/18/16) and at Jax. (9/25/16)
- Scored his first-career TD on a FR returned 41 yards vs. Cin. (9/27/15)
- Established a single-game career high with 2 sacks (-8 yards) at Den. (9/13/15)
- Was the only player in the NFL with at least 125 tackles, 3 sacks and 2 INTs in 2014, finishing second in the AP NFL Defensive Rookie of the Year voting

— **PERSONAL** —

- Brother, Jamey, plays linebacker at Alabama
- Favorite players growing up were Brian Urlacher and Ray Lewis

— **2017 SEASON HIGHLIGHTS** —

- Earned his third Pro Bowl nod in four seasons after posting a team- and career-high 132 tackles, 2 INTs (1 returned for a touchdown), 7 PD, 3 FFs, 3 FRs and 1 sack for a unit that led the league in both takeaways (34) and INTs (22)
- Tied for the team high (Patrick Onwuasor) with 6 tackles, including 2 for loss, and 1 third PD in the 23-16 victory vs. Ind. (12/23)
- Posted 6 tackles and a career-best 3 PD for a defense that produced 4 takeaways and held the Browns to 146 passing yards in a 27-10 win at Cle. (12/17)
- Tied a career best with a team-high 14 tackles, adding 1 PD, at Pit. (12/10)
- Totaled a team-high 12 tackles for a defense that produced 3 turnovers and permitted just 66 rushing yards in a 23-16 win vs. Hou. (11/27)
- Produced 7 tackles, 1 FF and 1 FR for a defense that forced 5 turnovers, registered 6 sacks and posted its third shutout of the season in a 23-0 win at GB (11/19)...It marked just the third time in franchise history the Ravens recorded 6 sacks and forced 5 turnovers
- Posted 4 tackles, including a half-sack, and 1 INT (which he returned 63 yards for a TD) for a defense that posted a shutout and allowed a season-low 196 yards in a 40-0 win vs. Mia. (10/26)
- Recorded 1 FF and tallied a career-high 10 solo stops as part of his 12 total tackles vs. Pit. (10/1)
- Produced a team-high 10 tackles (8 solo) as part of a unit that forced 5 turnovers (4 INTs and 1 FR) for the second-consecutive game in a 24-10 win vs. Cle. (9/17)...It marked the first time the Ravens have registered 5 turnovers in back-to-back games in franchise history
- Posted 1 INT and 8 tackles (5 solo), starting for a defense that posted the 11th shutout in franchise history in the 20-0 season-opening victory at Cin. (9/10)

'BACKER THEFTS

LB C.J. Mosley has produced the NFL's second-most INTs by a linebacker (8) since he entered the NFL in 2014. Mosley had 2 thefts in 2017, including a 63-yard pick-6 in Week 8 vs. the Dolphins.

INTS / NFL LINEBACKERS (Since 2014)

1. Luke Kuechly (Car.)9
2. **C.J. Mosley (Bal.)8**
3. Thomas Davis (Car.)7
- Jordan Hicks (Phi.)7
- Ryan Shazier (Pit.)7
- Telvin Smith (Jax.)7

INTS / RAVENS LINEBACKERS (All-Time Career Leaders)

1. Ray Lewis31
2. **C.J. Mosley8**
3. Terrell Suggs7
4. Adalius Thomas6
5. Daryl Smith5

INTS / RAVENS LINEBACKERS (Single-Season History)

1. Ray Lewis (2003) 6
2. **C.J. Mosley (2016)4**
3. Zachary Orr (2016) 3
- Ray Lewis (3 times) 3
- Daryl Smith (2013) 3

57 C.J. MOSLEY

REGULAR SEASON

Year	Team	GP	GS	TACKLES			SACKS		INTERCEPTIONS					FUMBLES		
				TT	Solo	Asst.	No.	Yards	No.	Yards	LG	TD	PD	FF	FR	Yards
2014	Baltimore	16	16	*129	*85	44	3.0	16.0	*2	23	18	0	8	1	1	6
2015	Baltimore	16	16	116	*76	40	4.0	18.0	0	0	0	0	7	1	2	*41
2016	Baltimore	14	14	92	56	36	0.0	0.0	*4	40	28	0	8	1	0	0
2017	Baltimore	16	16	*132	*96	36	1.0	13.0	2	94	63t	*1	7	3	3	18
Totals		62	62	469	313	156	8.0	47.0	8	157	63t	1	30	6	6	65

*LED TEAM

SPECIAL TEAMS TACKLES (5): 2014 (4); 2015 (1)

CAREER SINGLE-GAME HIGHS (REGULAR SEASON)

Total Tackles:
14 2 times (last: 12/10/17 at Pit.)

Solo Tackles:
10 (10/1/17 vs. Pit.)

Sacks:
2 (9/13/15 at Den.)

INTs:
1 8 times (last: 10/26/17 vs. Mia.)

Passes Defensed:
3 (12/17/17 at Cle.)

Forced Fumbles:
1 6 times (last: 12/31/17 vs. Cin.)

Fumble Recoveries:
1 6 times (last: 11/27/17 vs. Hou.)

Additional Statistics: Returned a fumble 41 yards for a TD vs. Cin. (9/27/15)

POSTSEASON

Year	Team	GP	GS	TACKLES			SACKS		INTERCEPTIONS					FUMBLES		
				TT	Solo	Asst.	No.	Yards	No.	Yards	LG	TD	PD	FF	FR	Yards
2014	Baltimore	2	2	19	12	7	0.0	0.0	0	0	0	0	0	1	0	0
Totals		2	2	19	12	7	0.0	0.0	0	0	0	0	0	1	0	0

2017

GAME-BY-GAME DEFENSE

RAVENS

Date/Opp.	TT	Solo	Asst.	Sacks	INT	PD	FF	FR
9/10 @ Cin.	8	5	3	0-0	1-31	1	0	0
9/17 vs. Cle.	10	8	2	0-0	0-0	0	0	0
9/24 @ Jax.	8	8	0	0-0	0-0	0	0	0
10/1 vs. Pit.	12	10	2	0-0	0-0	0	1	0
10/8 @ Oak.	6	3	3	0-0	0-0	0	0	0
10/15 vs. Chi.	11	8	3	0-0	0-0	0	0	1
10/22 @ Min.	9	6	3	0-0	0-0	0	0	0
10/26 vs. Mia.	4	3	1	0.5	1-63t	1	0	0
11/5 @ Ten.	8	6	2	0.5-7	0-0	0	0	0
11/19 @ GB	7	7	0	0-0	0-0	0	1	1
11/27 vs. Hou.	12	5	7	0-0	0-0	0	0	1
12/3 vs. Det.	6	3	3	0-0	0-0	0	0	0
12/10 @ Pit.	14	9	5	0-0	0-0	1	0	0
12/17 @ Cle.	6	5	1	0-0	0-0	3	0	0
12/23 vs. Ind.	6	6	0	0-0	0-0	1	0	0
12/31 vs. Cin.	6	5	1	0-0	0-0	0	1	0
Totals	132	96	36	1-13	2-94	7	3	3



57 MOSLEY
4 SEASONS
3 PRO BOWLS
6-2, 250
INSIDE LINEBACKER

C.J.'s STOPS

LB C.J. Mosley, the 2014 first-round draft pick and a three-time Pro Bowler (including in 2017), owns the NFL's fifth-most total tackles over the past four seasons.

NFL'S TACKLE LEADERS (Since 2014)

Rk.	Player (Team)	Tackles
1.	Bobby Wagner (Sea.)	518
2.	Preston Brown (Buf.)	504
3.	Luke Kuechly (Car.)	498
4.	Lavonte David (TB)	481
5.	C.J. Mosley (Bal.)	469
6.	K.J. Wright (Sea.)	456
7.	Lawrence Timmons (Mia.)	449
8.	Telvin Smith (Jax.)	447

MOSLEY MANS THE MIDDLE

NFL DEFENDERS W/ 450 TACKLES, 5 INTs & 5 SACKS
(Since 2014)

Player (Team)	Tackles	INTs	Sacks
Luke Kuechly (Car.)	498	9	7.5
C.J. Mosley (Bal.)	469	8	8.0

469

Total Tackles
NFL's 5th Most
Since 2014

132

Total Tackles
Ravens Most in 2017
(Eighth in NFL)

2

2017 NFL Defenders
w/ 120 tackles, 10 TFL,
2 INTs & 1 sack
(Mosley, Deion Jones
& Bobby Wagner)

48

INSIDE LINEBACKER
6-0 | 227



PATRICK ONWUASOR

COLLEGE: PORTLAND STATE HS: INGLEWOOD (CA)

BORN: 8/22/92, INGLEWOOD, CA

EXP. (NFL/RAVENS): 2/2 GP/GS (PLAYOFFS): 27/14 (0/0)



TOGETHER

— KEY TRANSACTIONS —

- Elevated to Baltimore's active roster on 10/15/16
- Signed to the Ravens' practice squad on 9/4/16 after being waived on 9/3/16
- Signed with the Ravens as a RFA on 5/6/16

— CAREER HIGHLIGHTS —

- Started 13 games in 2017, posting 88 tackles (65 solo), 2 PD, 1 FF and 1 FR for a unit that led the league in takeaways (34) and interceptions (22) and finished ranked 12th overall (325.1 ypg)
- Started and registered a career-high 7 tackles (6 solo) at Jax. (9/24/17 in London)
- Posted a team-leading 11 special teams tackles and recorded 10 stops from scrimmage for a defense that ranked seventh overall (322.1 ypg) as a rookie in 2016
- Tallied a career-high 6 tackles in his first start at Cin. (1/1/17)
- Produced a team-leading 2 special teams tackles and forced a WR Matthew Slater fumble on a kickoff, which was covered by the Ravens at NE (12/12/16)

— PERSONAL —

- Has volunteered at Mt. Hood Kiwanis Camp (Portland, OR) helping serve people with disabilities
- Often goes by the nickname "Peanut"
- **Last name is pronounced: oh-WAH-so**

— 2017 SEASON HIGHLIGHTS —

- Appeared in all 16 games (13 starts) and finished second (C.J. Mosley, 132) on the team with 88 tackles (65 solo)... Also posted 2 PD, 1 FF and 1 FR for a unit that led the league in both takeaways (34) and interceptions (22)
- Tied C.J. Mosley with a team-high 6 tackles (all solo) in the 23-16 victory vs. Ind. (12/23)
- Registered a team-leading 7 tackles for a defense that produced 4 takeaways in a 27-10 win at Cle. (12/17)

- Recorded 8 tackles and 1 PD for a unit that produced 3 turnovers and permitted just 66 rushing yards in a 23-16 win vs. Hou. (11/27)
- Recorded a team- and career-high 10 tackles, adding 1 FR, for a defense that forced 5 turnovers, registered 6 sacks and posted its third shutout of the season in a 23-0 win at GB (11/19)...It marked just the third time in franchise history the Ravens recorded 6 sacks and forced 5 turnovers
- Posted a career-high-tying 7 tackles (5 solo) vs. Chi. (10/15)
- Recorded 5 tackles (3 solo) and 1 FF, which CB Jimmy Smith returned for a 47-yard TD, in the 30-17 victory at Oak. (10/8)...Started for a defense that produced 3 sacks and held the Raiders to 245 total yards at Oak. (10/8)
- Notched his first-career sack as part of a unit that forced 5 turnovers (4 INTs and 1 FR) for the second-consecutive game in a 24-10 win vs. Cle. (9/17)...It marked the first time the Ravens have registered 5 turnovers in back-to-back games in franchise history
- Recorded 1 PD, which led to a CB Brandon Carr INT, for a defense that forced 5 turnovers (4 INTs and 1 FR) and posted the 11th shutout in franchise history in the 20-0, season-opening victory at Cin. (9/10)

2017

GAME-BY-GAME DEFENSE

RAVENS

Date/Opp.	TT	Solo	Asst.	Sacks	INT	PD	FF	FR
9/10 @ Cin.	0	0	0	0-0	0	1	0	0
9/17 vs. Cle.	2	2	0	1-1	0	0	0	0
9/24 @ Jax.	7	6	1	0-0	0	0	0	0
10/1 vs. Pit.	3	3	0	0-0	0	0	0	0
10/8 @ Oak.	5	3	2	0-0	0	0	1	0
10/15 vs. Chi.	7	5	2	0-0	0	0	0	0
10/22 @ Min.	6	5	1	0-0	0	0	0	0
10/26 vs. Mia.	3	3	0	0-0	0	0	0	0
11/5 @ Ten.	6	2	4	0-0	0	0	0	0
11/19 @ GB	10	8	2	0-0	0	0	0	1
11/27 vs. Hou.	8	5	3	0-0	0	1	0	0
12/3 vs. Det.	6	5	1	0-0	0	0	0	0
12/10 @ Pit.	6	4	2	0-0	0	0	0	0
12/17 @ Cle.	7	3	4	0-0	0	0	0	0
12/23 vs. Ind.	6	6	0	0-0	0	0	0	0
12/31 vs. Cin.	6	5	1	0-0	0	0	0	0
Totals	88	65	23	1-1	0	2	1	1



48 PATRICK ONWUASOR

REGULAR SEASON

Year	Team	GP	GS	TACKLES			SACKS		INTERCEPTIONS					FUMBLES				
				TT	Solo	Asst.	No.	Yards	No.	Yards	LG	TD	PD	FF	FR	Yards		
2016	Baltimore	11	1	10	1	9	0.0	0.0	0	0	0	0	0	0	0	0	0	0
2017	Baltimore	16	13	88	65	23	1.0	1.0	0	0	0	0	2	1	1	0	0	
Totals		27	14	98	66	32	1.0	1.0	0	0	0	0	2	1	1	0	0	

SPECIAL TEAMS TACKLES (13): 2016 (11); 2017 (2)

CAREER SINGLE-GAME HIGHS (REGULAR SEASON)

Total Tackles:
10 (11/19/17 at GB)

Solo Tackles:
8 (11/19/17 at GB)

Sacks:
1 (9/17/17 vs. Cle.)

INTs:
None

Passes Defensed:
1 2 times (last: 11/27/17 vs. Hou.)

Forced Fumbles:
1 (10/8/17 at Oak.)

Fumble Recoveries:
1 (11/19/17 at GB)

Additional Statistics: Forced a fumble on a kickoff at NE (12/12/16)



11

WIDE RECEIVER
6-2 | 215



BRESHAD PERRIMAN

COLLEGE: CENTRAL FLORIDA HS: ARABIA MOUNTAIN (LITHONIA, GA)
BORN: 9/10/93, DETROIT, MI
EXP. (NFL/RAVENS): 3/3 GP/GS (PLAYOFFS): 27/4 (0/0)



TOGETHER

— KEY TRANSACTIONS —

- Placed on Injured Reserve (knee) on 11/17/15
- Selected by the Ravens in the first round (26th overall) of the 2015 NFL Draft
- Elected to forego his senior season at Central Florida to declare for the NFL Draft

— CAREER HIGHLIGHTS —

- In 2016, produced 499 receiving yards on 33 receptions (15.1 avg.) and 3 TDs
- Posted a career-best 4 catches for 62 yards at Cin. (1/1/17)
- Scored on a 53-yard TD reception in a 38-6 win vs. Mia. (12/4)
- Posted a career-high 64 receiving yards, including a 27-yard TD vs. Cle. (11/10/16)
- Made his first-career reception (35 yards) vs. Buf. (9/11/16)
- Missed his entire rookie season after sustaining a knee injury on the first day of training camp (7/30/15)

— PERSONAL —

- Father, Brett, played in the NFL for 10 years, totaling 525 receptions for 6,589 yards (12.6 avg.) and 30 TDs with New Orleans, Detroit, Kansas City and Miami
- Routinely competed in USA Track and Field and Junior Olympic events across the country while growing up

— 2017 SEASON HIGHLIGHTS —

- Recorded 10 receptions for 77 yards, helping the Ravens produce the NFL's ninth-ranked scoring attack (24.7 ppg)
- Posted 3 receptions for 28 yards at Ten. (11/5)
- Inactive (concussion) at Min. (10/22)
- Started at WR prior to leaving the game in the second quarter with a concussion vs. Chi. (10/15)
- Caught 2 passes for 15 yards, including a 13-yard grab on a crucial third down in the second half, in the 30-17 victory at Oak. (10/8)
- Tallied 1 catch for 5 yards in the 20-0, season-opening victory at Cin. (9/10)

2017

GAME-BY-GAME OFFENSE

RAVENS Date/Opp.	RECEIVING					RUSHING				
	No.	Yds.	Avg.	LG	TD	No.	Yds.	Avg.	LG	TD
9/10 at Cin.	1	5	5.0	5	0	0	0	0.0	0	0
9/17 vs. Cle.	0	0	0.0	0	0	0	0	0.0	0	0
9/24 @ Jax.	0	0	0.0	0	0	0	0	0.0	0	0
10/1 vs. Pit.	1	6	6.0	6	0	0	0	0.0	0	0
10/8 @ Oak.	2	15	7.5	13	0	0	0	0.0	0	0
10/15 vs. Chi.	0	0	0.0	0	0	0	0	0.0	0	0
10/22 @ Min.	INACTIVE - CONCUSSION					--	--	--	--	--
10/26 vs. Mia.	0	0	0.0	0	0	0	0	0.0	0	0
11/5 @ Ten.	3	28	9.3	14	0	0	0	0.0	0	0
11/19 @ GB	INACTIVE					--	--	--	--	--
11/27 vs. Hou.	0	0	0.0	0	0	0	0	0.0	0	0
12/3 vs. Det.	INACTIVE					--	--	--	--	--
12/10 @ Pit.	INACTIVE					--	--	--	--	--
12/17 @ Cle.	1	9	9.0	9	0	0	0	0.0	0	0
12/23 vs. Ind.	2	14	7.0	8	0	0	0	0.0	0	0
12/31 vs. Cin.	INACTIVE					--	--	--	--	--
Totals	10	77	7.7	14	0	0	0	0.0	0	0

REGULAR SEASON

Year	Team	GP	GS	RECEIVING					RUSHING				
				No.	Yards	Avg.	LG	TD	No.	Yards	Avg.	LG	TD
2015	Baltimore	0	0	INJURED RESERVE - KNEE					--	--	--	--	--
2016	Baltimore	16	1	33	499	*15.1	53t	3	1	2	2.0	2	0
2017	Baltimore	11	3	10	77	7.7	14	0	0	0	0.0	0	0
Totals		27	4	43	576	13.4	53t	3	1	2	2.0	2	0

*LED TEAM

CAREER SINGLE-GAME HIGHS (REGULAR SEASON)

RECEIVING

Receptions:
4 (1/1/17 at Cin.)

Yardage:
64 (11/10/16 vs. Cle.)

Long Gain:
53t (12/4/16 vs. Mia.)

Touchdowns:
1 3 times (last: 12/4/16 vs. Mia.)

RUSHING

Carries:
1 (9/25/16 at Jax.)

Yardage:
2 (9/25/16 at Jax.)

Long Gain:
2 (9/25/16 at Jax.)

Touchdowns:
None



97

DEFENSIVE TACKLE
6-0 | 340



MICHAEL PIERCE

COLLEGE: SAMFORD **HS:** DAPHNE (AL)
BORN: 11/6/92, DAPHNE, AL
EXP. (NFL/RAVENS): 2/2 **GP/GS (PLAYOFFS):** 32/14 (0/0)



TOGETHER

— KEY TRANSACTIONS —

- Signed with the Ravens as a rookie free agent on 5/6/16

— CAREER HIGHLIGHTS —

- Recorded 49 tackles and 1 sack in his second season in 2017, starting 13 games for a unit that led the league in takeaways (34) and interceptions (22) and finished ranked 12th overall (325.1 ypg)
- Produced a career-high 5 solo tackles, registering 7 total stops vs. Pit. (10/1/17)
- Was the only undrafted rookie free agent to make the Ravens' roster in Week 1 of the 2016 season
- In 2016, finished second among rookie NFL DTs (DeForest Buckner, SF, 43) with 35 tackles (19 solo)
- Appeared in all 16 games as a rookie and helped anchor the league's fifth-ranked defense (89.4 ypg)
- Tallied a career-high 7 tackles at Cin. (1/1/17)
- Started and produced 5 tackles at Dal. (11/20/16)

— PERSONAL —

- Squatted 725 pounds while in college
- Loves to listen to jazz music, naming Bonnie James as one of his favorite artists
- Favorite player growing up was Gilbert Brown...Also models his game after Vince Wilfork and B.J. Raji
- Favorite way to relax in the offseason is to hang out on the beach and fish

— 2017 SEASON HIGHLIGHTS —

- Posted a career-best 49 tackles, 1 sack and 2 FRs for a unit that led the league in both takeaways (34) and interceptions (22) and finished ranked 12th overall (325.1 ypg)
- Registered 6 tackles in the 44-20 win vs. Det. (12/3)
- Posted 3 tackles for a unit that produced 3 turnovers and permitted just 66 rushing yards in a 23-16 win vs. Hou. (11/27)
- Recorded 3 tackles for a defense that forced 5 turnovers, registered 6 sacks and posted its third shutout of the season in a 23-0 win at GB (11/19)...It marked just the third time in franchise history the Ravens recorded 6 sacks and forced 5 turnovers
- Produced 6 tackles (all solo) and 1 FR on a S Eric Weddle forced fumble vs. Chi. (10/15)
- Notched a career-high-tying 7 tackles (5 solo) vs. Pit. (10/1)
- Posted his first-career FR, 1 sack and 4 tackles for a defense that posted the 11th shutout in franchise history in the 20-0, season-opening victory at Cin. (9/10)

2017

GAME-BY-GAME DEFENSE RAVENS

Date/Opp.	TT	Solo	Asst.	Sacks	INT	PD	FF	FR
9/10 @ Cin.	4	3	1	1-5	0-0	0	0	1
9/17 vs. Cle.	1	0	1	0-0	0-0	0	0	0
9/24 @ Jax.	3	3	0	0-0	0-0	0	0	0
10/1 vs. Pit.	7	5	2	0-0	0-0	0	0	0
10/8 @ Oak.	1	1	0	0-0	0-0	0	0	0
10/15 vs. Chi.	6	6	0	0-0	0-0	0	0	1
10/22 @ Min.	4	1	3	0-0	0-0	0	0	0
10/26 vs. Mia.	2	2	0	0-0	0-0	0	0	0
11/5 @ Ten.	0	0	0	0-0	0-0	0	0	0
11/19 @ GB	3	3	0	0-0	0-0	0	0	0
11/27 vs. Hou.	3	2	1	0-0	0-0	0	0	0
12/3 vs. Det.	6	1	5	0-0	0-0	0	0	0
12/10 @ Pit.	3	2	1	0-0	0-0	0	0	0
12/17 at Cle.	2	1	1	0-0	0-0	0	0	0
12/23 vs. Ind.	2	1	1	0-0	0-0	0	0	0
12/31 vs. Cin.	2	1	1	0-0	0-0	0	0	0
Totals	49	32	17	1-5	0-0	0	0	2

REGULAR SEASON

Year	Team	GP	GS	TACKLES			SACKS		INTERCEPTIONS					FUMBLES		
				TT	Solo	Asst.	No.	Yards	No.	Yards	LG	TD	PD	FF	FR	Yards
2016	Baltimore	16	1	35	19	16	2.0	9.0	0	0	0	0	1	0	0	0
2017	Baltimore	16	13	49	32	17	1.0	5.0	0	0	0	0	0	0	2	0
Totals		32	14	84	51	33	3.0	14.0	0	0	0	0	1	0	2	0

CAREER SINGLE-GAME HIGHS (REGULAR SEASON)

Total Tackles: 7 2 times (10/1/17 vs. Pit.)	INTs: None	Forced Fumbles: None
Solo Tackles: 5 (10/1/17 vs. Pit.)	Passes Defensed: 1 (11/10/16 vs. Cle.)	Fumble Recoveries: 1 2 times (last: 10/15/17 vs. Chi.)
Sacks: 1 3 times (last: 9/10/17 at Cin.)		

42

FB/DL
6-3 | 304

PATRICK RICARD

COLLEGE: MAINE HS: DAVID PROUTY (SPENCER, MA)

BORN: 5/27/94, SPENCER, MA

EXP. (NFL/RAVENS): ROOKIE GP/GS (PLAYOFFS): 16/0 (0/0)



TOGETHER

— KEY TRANSACTIONS —

- Signed with the Ravens as a RFA on 5/5/17

— COLLEGE HONORS —

- First-team All-Colonial Athletic Association (2016)
- Third-team All-American by STATS FCS (2016)
- Second-team All-CAA (2015)
- Second-team *College Sports Journal* All-Freshman (2013)

— COLLEGE HIGHLIGHTS —

- Appeared in 44 games at Maine, posting 208 tackles, 47.5 TFL, 18 sacks, 11 PD, 3 FFs, 1 FR and 2 blocked kicks
- As a senior in 2016, earned All-Colonial Athletic Association (CAA) first-team honors after racking up 50 tackles, 15.5 TFL and 5.5 sacks
- As a junior, generated 53 stops on the year, leading the CAA in TFL (16.5) and ranking sixth in the league in sacks (7)
- Recorded 46 tackles, 9.5 TFL, 4.5 sacks, 6 PD and a blocked kick as a sophomore in 2014
- Tallied a career-high 59 tackles, 6 TFL, 1 sack and 1 FR as a redshirt freshman in 2013

— PERSONAL —

- Nicknamed "Project Pat" by his teammates because he plays both offense and defense...Also played FB in HS
- Was an economics major at Maine

— 2017 SEASON HIGHLIGHTS —

- Played on both offense and defense, registering 5 tackles on the D-line and posting 4 receptions for 12 yards and 2 TDs as a FB in his rookie campaign
- Helped the Ravens produce the NFL's ninth-ranked scoring attack (24.7 ppg)...Over the last nine games of the season, Baltimore averaged the league's second-most points per contest (29.4)
- Caught a 6-yard TD, marking his second-consecutive week with a receiving TD, for an offense that gained a season-high 413 total yards at Pit. (12/10)
- Scored on a 3-yard TD pass from QB Joe Flacco, marking the first TD of Ricard's career and helping the Ravens produce a season high in points in the 44-20 victory vs. Det. (12/3)
- Caught his first-career pass in a 40-0 win vs. Mia. (10/26)
- Posted a career-high 3 tackles (2 solo) on defense, also seeing several snaps on offense (FB), vs. Chi. (10/15)
- Played 12 snaps at FB and registered his first-career tackle for a defense that forced 5 turnovers (4 INTs & 1 FR) and posted the 11th shutout in franchise history in the 20-0, season-opening win at Cin. (9/10)

2017

GAME-BY-GAME OFFENSE

Date/Opp.	RUSHING					RECEIVING				
	No.	Yds.	Avg.	LG	TD	No.	Yds.	Avg.	LG	TD
9/10 at Cin.	0	0	0.0	0	0	0	0	0.0	0	0
9/17 vs. Cle.	0	0	0.0	0	0	0	0	0.0	0	0
9/24 @ Jax.	0	0	0.0	0	0	0	0	0.0	0	0
10/1 vs. Pit.	0	0	0.0	0	0	0	0	0.0	0	0
10/8 @ Oak.	0	0	0.0	0	0	0	0	0.0	0	0
10/15 vs. Chi.	0	0	0.0	0	0	0	0	0.0	0	0
10/22 @ Min.	0	0	0.0	0	0	0	0	0.0	0	0
10/26 vs. Mia	0	0	0.0	0	0	1	1	1.0	0	0
11/5 @ Ten.	0	0	0.0	0	0	0	0	0.0	0	0
11/19 @ GB	0	0	0.0	0	0	0	0	0.0	0	0
11/27 vs. Hou.	0	0	0.0	0	0	0	0	0.0	0	0
12/3 vs. Det.	0	0	0.0	0	0	1	3	3.0	3t	1
12/10 @ Pit.	0	0	0.0	0	0	1	6	6.0	6t	1
12/17 @ Cle.	0	0	0.0	0	0	0	0	0.0	0	0
12/23 vs. Ind.	0	0	0.0	0	0	0	0	0.0	0	0
12/31 vs. Cin.	0	0	0.0	0	0	1	2	2.0	2	0
Totals	0	0	0.0	0	0	4	12	3.0	6t	2

REGULAR SEASON

Year	Team	GP	GS	RUSHING					RECEIVING				
				No.	Yards	Avg.	LG	TD	No.	Yards	Avg.	LG	TD
2017	Baltimore	16	0	0	0	0.0	0	0	4	12	3.0	6t	2
Totals		16	0	0	0	0.0	0	0	4	12	3.0	6t	2

Additional Statistics: Has also seen action on the Ravens' defensive line, where he has recorded 5 tackles (3 solo).

CAREER SINGLE-GAME HIGHS (REGULAR SEASON)

RUSHING

Carries:

None

Yardage:

None

Long Gain:

None

Touchdowns:

None

RECEIVING

Receptions:

1 4 times (last: 12/31/17 vs. Cin.)

Yardage:

6 (12/10/17 at Pit.)

Long Gain:

6t (12/10/17 at Pit.)

Touchdowns:

1 2 times (last: 12/10/17 at Pit.)



76

GUARD
6-4 | 313



MAURQUICE SHAKIR

COLLEGE: MIDDLE TENNESSEE STATE HS: PALISADES CHT. (CA)

BORN: 10/14/93, LOS ANGELES, CA

EXP. (NFL/RAVENS): ROOKIE GP/GS (PLAYOFFS): 0/0 (0/0)



TOGETHER

— KEY TRANSACTIONS —

- Activated to the 53-man roster on 10/31/17
- Signed to Baltimore's practice squad on 9/3/17
- Signed with the Ravens as a RFA on 5/5/17

— COLLEGE HONORS —

- Third-team All-Conference USA by *Phil Steele* (2016)
- All-Conference USA honorable mention (2015 & 2016)

— COLLEGE HIGHLIGHTS —

- Appeared in 26 games (25 starts) from 2014-16 at Middle Tennessee after starting 21 games at Santa Monica College in 2012 and 2013
- In 2016, started 13 games at guard for an offense that allowed the fewest sacks in Conference USA and produced a 1,000-yard rusher, 1,000-yard receiver and set single-season records in points, TDs and total yards
- Started 12 games as a junior in 2015, helping the Blue Raiders post a 4,000-yard passer and two 1,000-yard receivers in a season for the first time
- Started 21 games at Santa Monica college in 2012 and 2013, helping the team compile a combined 17-4 record in his two seasons

— PERSONAL —

- Attended Palisades Charter (Los Angeles) HS
- Avid Los Angeles Lakers fan

— 2017 SEASON HIGHLIGHTS (GP/GS: 0/0) —

- Was on the Ravens' 53-man roster for games 9-16, but was a gameday inactive for each contest
- Activated to the Ravens' 53-man roster on 10/31/17 after spending the early part of the season on Baltimore's practice squad

68

GUARD / CENTER
6-3 | 313



MATT SKURA

COLLEGE: DUKE HS: WORTHINGTON KILBOURNE (COLUMBUS, OH)
BORN: 2/17/93, COLUMBUS, OH
EXP. (NFL/RAVENS): 1/1 GP/GS (PLAYOFFS): 12/12 (0/0)



TOGETHER

— KEY TRANSACTIONS —

- Elevated to Baltimore's 53-man roster on 9/19/17
- Signed to the Ravens' practice squad on 9/5/17 after being waived by Baltimore on 9/2/17
- Signed to Baltimore's practice squad on 9/4/16 after being released by the Ravens on 9/3/16
- Originally signed with the Ravens as a RFA on 5/6/16

— CAREER HIGHLIGHTS —

- Elevated to Baltimore's active roster after Week 2 and started 12 games at RG, helping the team produce the NFL's ninth-ranked scoring attack (24.7 ppg)
- Spent the 2016 season on the Ravens' practice squad

— PERSONAL —

- Graduated with a degree in psychology and a certificate in human development from Duke

— 2017 SEASON HIGHLIGHTS (GP/GS: 12/12) —

- The Ravens permitted the league's seventh-fewest sacks (27, tied Vikings), helping the team produce the NFL's ninth-ranked scoring attack (24.7 ppg)...Over the last nine games of the season, Baltimore averaged the league's second-most points per contest (29.4)
- Skura earned a spot on the starting O-line after spending his rookie season (2016) on the Ravens' practice squad
- Protected QB Joe Flacco, allowing him to complete 26 of 42 passes for a season-high 288 yards and 1 TD in the 27-10 win at Cle. (12/17)
- Baltimore recorded a season-high 413 total yards, scoring 3 rushing and 2 passing TDs at Pit. (12/10)
- Played for an O-line that protected QB Joe Flacco, allowing 0 sacks and helping the Ravens produce a season high in points in the 44-20 victory vs. Det. (12/3)
- Part of an offensive line that helped pave the way for 139 rushing yards and 2 rushing TDs in the 23-16 win vs. Hou. (11/27)
- Part of an offensive line that did not permit a sack, while paving the way for a season-high 174 rushing yards, in a 40-0 win vs. Mia. (10/26)
- Inactive (knee) at Min. (10/22) and vs. Chi. (10/15)
- Earned the start at RG for an offense that did not allow a sack and generated 143 rushing yards in the 30-17 victory at Oak. (10/8)...Left the game in the third quarter with a knee injury
- Earned his second-consecutive start at RG vs. Pit. (10/1)
- Started at RG in his first-career game at Jax. (9/24, in London)
- Activated to the Ravens' 53-man roster on 9/19



22

CORNERBACK
6-2 | 210



JIMMY SMITH

COLLEGE: COLORADO HS: COLTON (CA)

BORN: 7/26/88, FONTANA, CA

EXP. (NFL/RAVENS): 7/7 GP/GS (PLAYOFFS): 86/68 (6/1)



TOGETHER

— KEY TRANSACTIONS —

- Placed on Injured Reserve (Achilles) on 12/5/2017
- Re-signed with the Ravens on 4/21/15
- Originally selected by the Ravens in the first round (27th overall) of the 2011 NFL Draft

— CAREER HIGHLIGHTS —

- Recorded 3 INTs, 28 tackles, 9 PD and 1 FR in 12 games prior to suffering a torn Achilles in 2017...Scored a FR-TD (47 yards) and an INT-TD (50 yards)
- Returned an INT 50 yards for a TD and posted 3 PD in a 40-0 win vs. Mia. (10/26/17)
- Scored his second-career TD on a 47-yard fumble return at Oak. (10/8/17)
- Has produced 249 tackles (219 solo), 11 INTs (2 returned for TDs), 1 FR (returned for a 47-yard TD) and 56 PD during his career
- Posted a career-high 3 INTs (one returned for a TD), his first-career sack, 10 PD and 54 tackles (48 solo) in 2015
- Produced a career-high 9 tackles (8 solo, tied a career high) vs. Cle. (10/11/15)
- Notched his first-career sack at Oak. (9/20/15)
- Returned a QB Peyton Manning INT 24 yards for his first-career TD at Den. (9/13/15)
- In 2013, started all 16 games for the first time in his career and set career highs in tackles (58), solo tackles (49), PD (16) and FFs (2), while posting 2 INTs
- Had 3 tackles and 2 PD in the 2012 playoffs, including a clutch PD in Super Bowl XLVII's final goal-line stand

— PERSONAL —

- Has four brothers who played college football: Ryan Smalls (Millikin), Terrance Smalls (Illinois), Paul Smalls (New Mexico) and Anthony Smalls (Idaho State)
- Played high school football with former Ravens CB Shareece Wright and the two remain best friends... CB Nat Berhe (NYG) RB Tyler Ervin (Hou.) and S Daniel Sorensen (KC) are all other active NFL players from Colton HS
- Would have liked to match up against former NFL wide receivers Michael Irvin and Randy Moss

— 2017 SEASON HIGHLIGHTS —

- Posted 28 tackles (26 solo), 3 INTs (1 returned for a touchdown), 9 PD and 1 FR (returned 47 yards for a TD) for a unit that led the league in both takeaways (34) and interceptions (22)
- Was having one of the best years by an NFL CB in 2017 before missing the final four games of the season after suffering a torn Achilles
- Registered 2 solo tackles before leaving the game with an Achilles injury vs. Det. (12/3)
- Recorded an INT on the Packers' opening drive in the end zone to prevent a score for a defense that forced 5 turnovers, registered 6 sacks and posted its third shutout of the season in a 23-0 win at GB (11/19)...It marked just the third time in franchise history the Ravens recorded 6 sacks and forced 5 turnovers
- Produced his second TD of the season (third of his career), returning an INT 50 yards for a score in a 40-0 win vs. Mia. (10/26)...Added 4 tackles and a team-high 3 PD for a defense that posted a shutout and allowed a season-low 196 yards
- Returned a fumble (forced by LB Patrick Onwuasor) 47 yards for a TD to put the Ravens ahead 14-0 in the first quarter of the 30-17 victory at Oak. (10/8)
- Registered a season-high 4 tackles, helping limit standout Steelers WR Antonio Brown to 4 catches for 34 yards vs. Pit. (10/1)...Tallied 1 PD, which led to a S Eric Weddle INT
- Posted 3 tackles and 2 PD at Jax. (9/24, in London)
- Produced 3 tackles and 1 INT for a defense that forced 5 turnovers (4 INTs and 1 FR) and posted the 11th shutout in franchise history in the 20-0 season-opening victory at Cin. (9/10)

2017

GAME-BY-GAME DEFENSE

RAVENS

Date/Opp.	TT	Solo	Asst.	Sacks	INT	PD	FF	FR
9/10 @ Cin.	3	3	0	0-0	1-8	1	0	0
9/17 vs. Cle.	2	2	0	0-0	0-0	0	0	0
9/24 @ Jax.	3	3	0	0-0	0-0	2	0	0
10/1 vs. Pit.	4	3	1	0-0	0-0	1	0	0
10/8 @ Oak.	0	0	0	0-0	0-0	0	0	1*
10/15 vs. Chi.	1	1	0	0-0	0-0	0	0	0
10/22 @ Min.	4	4	0	0-0	0-0	0	0	0
10/26 vs. Mia.	4	4	0	0-0	1-50t	3	0	0
11/5 @ Ten.	2	1	1	0-0	0-0	1	0	0
11/19 @ GB	2	2	0	0-0	1-0	1	0	0
11/27 vs. Hou.	1	1	0	0-0	0-0	0	0	0
12/3 vs. Det.	2	2	0	0-0	0-0	0	0	0
12/10 @ Pit.				INJURED RESERVE - ACHILLES				
12/17 @ Cle.				INJURED RESERVE - ACHILLES				
12/23 vs. Ind.				INJURED RESERVE - ACHILLES				
12/31 vs. Cin.				INJURED RESERVE - ACHILLES				
Totals	28	26	2	0-0	3-58	9	0	1

* Returned fumble 47 yards for a TD

22 JIMMY SMITH

REGULAR SEASON

Year	Team	GP	GS	TACKLES			SACKS		INTERCEPTIONS					FUMBLES		
				TT	Solo	Asst.	No.	Yards	No.	Yards	LG	TD	PD	FF	FR	Yards
2011	Baltimore	12	3	18	18	0	0.0	0.0	2	48	32	0	8	0	0	0
2012	Baltimore	11	2	31	27	4	0.0	0.0	0	0	0	0	3	0	0	0
2013	Baltimore	16	16	58	49	9	0.0	0.0	2	0	0	0	16	2	0	0
2014	Baltimore	8	8	28	22	6	0.0	0.0	1	31	31	0	8	0	0	0
2015	Baltimore	16	16	54	48	6	1.0	0.0	*3	24	24t	*1	10	0	0	0
2016	Baltimore	11	11	32	29	3	0.0	0.0	0	0	0	0	4	0	0	0
2017	Baltimore	12	12	28	26	2	0.0	0.0	3	58	50t	*1	9	0	1	47t
Totals		86	68	249	219	30	1.0	0.0	11	161	50t	2	56	2	1	47t

*LED TEAM

SPECIAL TEAMS TACKLES (5): 2011 (2); 2012 (3)

CAREER SINGLE-GAME HIGHS (REGULAR SEASON)

Total Tackles:

9 (10/11/15 vs. Cle.)

Solo Tackles:

8 2 times (last: 10/11/15 vs. Cle.)

Sacks:

1 (9/20/15 at Oak.)

INTs:

1 11 times (last: 11/19/17 at GB)

Passes Defensed:

3 3 times (last: 11/15/15 vs. Jax.)

Forced Fumbles:

1 2 times (12/8/13 vs. Min.)

Fumble Recoveries:

1 (10/8/17 at Oak.)

Additional Statistics: Returned a fumble 47 yards for a TD at Oak. (10/8/17)

POSTSEASON

Year	Team	GP	GS	TACKLES			SACKS		INTERCEPTIONS					FUMBLES			
				TT	Solo	Asst.	No.	Yards	No.	Yards	LG	TD	PD	FF	FR	Yards	
2011	Baltimore	2	1	3	1	2	0.0	0.0	1	39	39	0	1	0	0	0	
2012	Baltimore	4	0	3	3	0	0.0	0.0	0	0	0	0	2	0	0	0	
2014	Baltimore	0	0	INJURED RESERVE - FOOT			--	--	--	--	--	--	--	--	--	--	--
Totals		6	1	6	4	2	0.0	0.0	1	39	39	0	3	0	0	0	



90

OUTSIDE LINEBACKER
6-4 275



Za'DARIUS SMITH

COLLEGE: KENTUCKY HS: GREENVILLE (AL)
BORN: 9/8/92, MONTGOMERY, AL
EXP. (NFL/RAVENS): 3/3 GP/GS (PLAYOFFS): 42/8 (0/0)



TOGETHER

— KEY TRANSACTIONS —

- Selected by the Ravens with their first pick in the fourth round (122nd overall) of the 2015 NFL Draft
- Was the first of three Ravens picks (RB Javorius Allen – 125th and CB Tray Walker – 136th) in the fourth round

— CAREER HIGHLIGHTS —

- Strip-sacked QB DeShone Kizer, leading to a DT Brandon Williams FR-TD as part of a defense that produced 4 takeaways in a 27-10 win at Cle. (12/17/17)
- As a rookie in 2015, recorded 30 tackles (20 solo), 5.5 sacks (-24.5 yards) and 1 PD for the NFL's eighth-ranked defense (337.4 ypg), which finished No. 2 overall (291.1 ypg) and No. 1 vs. the pass (183.3 ypg) over the season's final eight games
- Was the NFL's only rookie to record at least two multiple-sack (1.5 or more) games in 2015 and just the third Ravens rookie to accomplish the feat
- Blocked a 26-yard FGA in the third quarter, adding 1 tackle and his first-career PD, vs. Jax. (11/15/15)
- Set career highs in tackles and solo stops (4) and posted his first-career sacks (2 for -13 yards) at Pit. (10/1/15)

— PERSONAL —

- Older brother, Bob Meeks, played center at Auburn (1988-91) and for the Denver Broncos (1992-94)
- Cousin, Davern Williams, played at Troy (1999-2003) and with the New York Giants (2004)
- Niece, Kristi Mokube, played basketball at Florida State and at George Mason

— 2017 SEASON HIGHLIGHTS —

- Recorded 24 tackles (15 solo), 3.5 sacks (-22 yards), 1 FF and 1 PD for a defensive unit that led the league in both takeaways (34) and interceptions (22)
- Registered a sack for the second-consecutive game, finishing with 4 tackles in the 23-16 victory vs. Ind. (12/23)
- Strip-sacked QB DeShone Kizer, leading to a DT Brandon Williams FR-TD as part of a defense that produced 4 takeaways in a 27-10 win at Cle. (12/17)
- Registered a season-high 4 tackles for a defense that produced 3 sacks and held the Raiders to 245 total yards in the 30-17 victory at Oak. (10/8)
- Recorded 3 tackles and 1 sack (-9 yards) for a defense that forced 5 turnovers (4 INTs and 1 FR) and posted the 11th shutout in franchise history in the 20-0 season-opening victory at Cin. (9/10)...Did not play for the remainder of the game after suffering a knee/ankle injury in the first quarter

2017

GAME-BY-GAME DEFENSE RAVENS

Date/Opp.	TT	Solo	Asst.	Sacks	INT	PD	FF	FR
9/10 @ Cin.	3	2	1	1-9	0-0	0	0	0
9/17 vs. Cle.	INACTIVE - ANKLE/KNEE							
9/24 @ Jax.	0	0	0	0-0	0-0	0	0	0
10/1 vs. Pit.	2	2	0	0-0	0-0	0	0	0
10/8 @ Oak.	4	1	3	0-0	0-0	0	0	0
10/15 vs. Chi.	0	0	0	0-0	0-0	0	0	0
10/22 @ Min.	1	0	1	0-0	0-0	0	0	0
10/26 vs. Mia.	1	0	1	0.5-6	0-0	0	0	0
11/5 @ Ten.	2	2	0	0-0	0-0	0	0	0
11/19 @ GB	2	1	1	0-0	0-0	0	0	0
11/27 vs. Hou.	2	2	0	0-0	0-0	1	0	0
12/3 vs. Det.	0	0	0	0-0	0-0	0	0	0
12/10 @ Pit.	INACTIVE - SHOULDER							
12/17 @ Cle.	1	1	0	1-3	0-0	0	1	0
12/23 vs. Ind.	4	3	1	1-4	0-0	0	0	0
12/31 vs. Cin.	2	1	1	0-0	0-0	0	0	0
Totals	24	15	9	3.5-22	0-0	1	1	0

REGULAR SEASON

Year	Team	GP	GS	TACKLES			SACKS		INTERCEPTIONS				FUMBLES			
				TT	Solo	Asst.	No.	Yards	No.	Yards	LG	TD	PD	FF	FR	Yards
2015	Baltimore	15	0	30	20	10	5.5	24.5	0	0	0	0	1	0	0	0
2016	Baltimore	13	4	20	10	10	1.0	9.0	0	0	0	0	1	1	0	0
2017	Baltimore	14	4	24	15	9	3.5	22.0	0	0	0	1	1	1	0	0
Totals		42	8	74	45	29	10.0	55.5	0	0	0	0	3	2	0	0

CAREER SINGLE-GAME HIGHS (REGULAR SEASON)

Total Tackles: 4 5 times (last: 10/8/17 at Oak.)	INTs: None	Forced Fumbles: 1 2 times (last: 12/17/17 at Cle.)
Solo Tackles: 4 (10/1/15 at Pit.)	Passes Defensed: 1 3 times (last: 11/27/17 vs. Hou.)	Fumble Recoveries: None
Sacks: 2 2 times (last: 12/20/15 vs. KC)		

Additional Statistics: Recorded a FG block vs. Jax. (11/15/15); Posted a 15-yard KOR vs. Pit. (12/27/15)



79**TACKLE**
6-6 | 320

RONNIE STANLEY

COLLEGE: NOTRE DAME **HS:** BISHOP GORMAN (LAS VEGAS, NV)**BORN:** 3/18/94, LOS ANGELES, CA**EXP. (NFL/RAVENS):** 2/2 **GP/GS (PLAYOFFS):** 27/27 (0/0)**TOGETHER**

— KEY TRANSACTIONS —

- Ronnie Stanley was selected by the Ravens in the first round (sixth overall) of the 2016 NFL Draft

— CAREER HIGHLIGHTS —

- In 2017, helped the Ravens produce the NFL's ninth-ranked scoring attack (24.7 ppg)...Over the last nine games of the season, Baltimore averaged the league's second-most points per contest (29.4)
- Started 12 games at LT as a rookie in 2016, helping QB Joe Flacco post a team-record 4,317 passing yards

— PERSONAL —

- Stanley is 50 percent Tongan, (his mother, Julie, was born in Tonga), and in 2015, he earned the Polynesian Player of the Year Award, given annually by the Polynesian Football Hall of Fame to the most outstanding Polynesian college football player
- Is an advocate of pet adoption and supporting animal shelters...Went to the Baltimore BARCS Animal Shelter, where he adopted a pit bull (named Lola) during his 2016 rookie season and then a pit mix (named Rico) in the spring of 2017
- Attended Bishop Gorman (Las Vegas, NV) HS with Orioles outfielder Joey Rickard (Rickard is three years older than Stanley)
- Graduated with a management entrepreneurship degree

— 2017 SEASON HIGHLIGHTS (GP/GS: 15/15) —

- The Ravens permitted the league's seventh-fewest sacks (27, tied Vikings), helping the team produce the NFL's ninth-ranked scoring attack (24.7 ppg)...Over the last nine games of the season, Baltimore averaged the league's second-most points per contest (29.4)
- Protected QB Joe Flacco, allowing him to complete 26 of 42 passes for a season-high 288 yards and 1 TD in the 27-10 win at Cle. (12/17)
- Baltimore recorded a season-high 413 total yards, scoring 3 rushing and 2 passing TDs at Pit. (12/10)
- Played for an O-line that protected QB Joe Flacco, allowing 0 sacks and helping the Ravens produce a season high in points in the 44-20 victory vs. Det. (12/3)
- Part of an offensive line that helped pave the way for 139 rushing yards and 2 rushing TDs in the 23-16 win vs. Hou. (11/27)
- Inactive (concussion) in the 23-0 win at GB (11/19)
- Part of an offensive line that did not permit a sack, while paving the way for a season-high 174 rushing yards in a 40-0 win vs. Mia. (10/26)
- Started at LT for an offense that did not allow a sack and generated 143 rushing yards in the 30-17 victory at Oak. (10/8)
- Started at LT for an O-line that helped the Ravens register 136 rushing yards and QB Joe Flacco throw for 2 TDs in a 24-10 win vs. Cle. (9/17)
- Started (LT) for an O-line that helped the Ravens' rushing attack gain 157 yards, while also permitting just 1 sack, in the 20-0 season-opening victory vs. Cin. (9/10)



55**OUTSIDE LINEBACKER**
6-3 265

TERRELL SUGGS

COLLEGE: ARIZONA STATE **HS:** HAMILTON (CHANDLER, AZ)**BORN:** 10/11/82, MINNEAPOLIS, MN**EXP. (NFL/RAVENS):** 15/15 **GP/GS (PLAYOFFS):** 213/197 (17/17)**TOGETHER**

— KEY TRANSACTIONS —

- Placed on Injured Reserve (Achilles) on 9/16/15
- Re-signed with the Ravens on 2/17/14
- Placed on PUP (Achilles) on 8/27/12
- Re-signed with the Ravens on 7/15/09
- Originally selected by Baltimore in the first round (10th overall) of the 2003 NFL Draft

— HONORS —

- NFL Defensive Player of the Year (2011)
- Seven-time Pro Bowler (2004, 2006, 2008, 2010-11, 2013 and 2017)
- Pro Bowl first alternate (2014)
- *Pro Football Weekly* Defensive Player of the Year (2011)
- KC 101 Defensive Player of the Year (2011)
- AFC Defensive Player of the Month (December, 2011; November, 2010)
- AFC Defensive Player of the Week (Week 14, 2011; Week 12, 2011; Week 1, 2011; Week 7, 2008; Week 13, 2005)
- *Associated Press* Defensive Rookie of the Year (2003)
- *Associated Press* first-team All-Pro (2011)
- *Associated Press* second-team All-Pro (2008)
- Butkus Award (best LB) co-winner with Cowboys LB DeMarcus Ware (2011)
- Ed Block Courage Award Winner (2012)
- *Football Digest* second-team All-Pro (2006)
- *Pro Football Weekly* first-team All-NFL (2011)
- *The Sporting News* All-Pro Team (2011)
- Defensive Rookie of the Month (September, 2003)

— PERSONAL —

- Is a movie aficionado, with a TV, DVD player and sound system in his Ravens locker
- Owns an independent film company, "Team Sizzle Productions"
- Co-wrote and produced "When Beautiful People Do Ugly Things," a short film that was shot in Baltimore and was shown at the Cannes Film Festival in May 2011
- Also produced, "The Commitment," which was selected to Cannes in 2012
- Was one of 20 players selected to take part in the NFL's first-ever Hollywood Boot Camp, providing current and former players an opportunity to get a taste of the motion picture business (2012)

— CAREER HIGHLIGHTS —

- Ravens all-time leader in sacks (125.5), sack yards (-893.5) and FFs (36) and is second in FRs (13)...Also franchise leader in postseason sacks (12.5) and yards (-79)
- His 907 tackles (609 solo) are second to Ray Lewis (2,643) in Ravens franchise history
- Suggs' 125.5 career sacks rank second (tied, Dwight Freeney) among active NFL players, while his 893.5 sack yards rank third
- His 30-career strip-sacks rank third among active players
- Has posted 12.5 sacks in the playoffs, producing a mark that ranks third in all-time NFL postseason history
- One of three NFL players (DeMarcus Ware and Jared Allen) to post 10-plus sacks each year from 2010-14
- Posted a single-season franchise-record 7 FFs in 2011
- Owns 58 PD and 7 INTs (2 returned for TDs, both in 2008)
- Scored his first-career TD on a 44-yard INT return at Mia. (10/19/08)
- Recorded a career-high 102 tackles (62 solo) in 2008
- Tallied a franchise-rookie-record 12 sacks in 2003...Also tied an NFL rookie record (Santana Dotson) with a sack in each of his first four NFL games

— 2017 SEASON HIGHLIGHTS —

- Earned his seventh Pro Bowl honor, leading the team with 11 sacks (seventh time in his career producing double-digit sacks)
- Also recorded 49 tackles, 4 FFs (all strip-sacks), 4 PD and 11 TFL for a unit that led the league in both takeaways (34) and interceptions (22) and finished ranked 12th overall (325.1 ypg)
- Recorded 3 tackles and a half-sack, tying Dwight Freeney for second in total sacks (125.5) among active players, at Pit. (12/10)
- Posted 5 tackles, including 1 sack, in a 44-20 win vs. Det. (12/3)...With the QB drop, Suggs recorded his seventh-career double-digit sacks (10.5) campaign
- Registered 2 sacks and 1 FF to halt a Texans' fourth-quarter drive for a defense that produced 3 turnovers and permitted just 66 rushing yards in a 23-16 win vs. Hou. (11/27)
- Produced 2 fourth-quarter sacks and 1 FF for a defense that forced 5 turnovers, registered 6 sacks and posted its third shutout of the season in a 23-0 win at GB (11/19)...It marked just the third time in franchise history the Ravens recorded 6 sacks and forced 5 turnovers



55 TERRELL SUGGS

- Registered his 120th-career sack for a defense that allowed just 257 total yards at Ten. (11/5)
- Played in his 200th-career game at Jax. (9/24, in London)
- Recorded 1 sack, 1 FF and 4 QB hits as part of a unit that forced 5 turnovers (4 INTs and 1 FR) for the second-consecutive game in a 24-10 win vs. Cle. (9/17)...It marked the first time the Ravens have registered 5 turnovers in back-to-back games in franchise history
- Produced 6 tackles, 2 sacks, 1 FF and 1 PD (which led to a DB Lardarius Webb INT) for a defense that forced 5 turnovers (4 INTs and 1 FR) and posted the 11th shutout in franchise history in the 20-0 season-opening victory at Cin. (9/10)

2017

GAME-BY-GAME DEFENSE

RAVENS

Date/Opp.	TT	Solo	Asst.	Sacks	INT	PD	FF	FR
9/10 @ Cin.	6	5	1	2-11	0-0	1	1	0
9/17 vs. Cle.	1	1	0	1-4	0-0	0	1	0
9/24 @ Jax.	2	2	0	0-0	0-0	0	0	0
10/1 vs. Pit.	1	0	1	0-0	0-0	0	0	0
10/8 @ Oak.	4	3	1	1-6	0-0	0	0	0
10/15 vs. Chi.	4	3	1	0.5-3	0-0	0	0	0
10/22 @ Min.	5	3	2	0-0	0-0	0	0	0
10/26 vs. Mia.	1	1	0	0-0	0-0	1	0	0
11/5 @ Ten.	1	1	0	1-8	0-0	0	0	0
11/19 @ GB	2	2	0	2-12	0-0	0	1	0
11/27 vs. Hou.	4	2	2	2-15	0-0	1	1	0
12/3 vs. Det.	5	5	0	1-8	0-0	0	0	0
12/10 @ Pit.	5	3	2	0.5-4.5	0-0	1	0	0
12/17 @ Cle.	2	1	1	0-0	0-0	0	0	0
12/23 vs. Ind.	3	3	0	0-0	0-0	0	0	0
12/31 vs. Cin.	3	2	1	0-0	0-0	0	0	0
Totals	49	37	12	11-71.5	0-0	4	4	0

REGULAR SEASON

Year	Team	GP	GS	TACKLES			SACKS		INTERCEPTIONS					FUMBLES			
				TT	Solo	Asst.	No.	Yards	No.	Yards	LG	TD	PD	FF	FR	Yards	
2003	Baltimore	16	1	33	26	7	*12.0	*97.0	1	11	11	0	0	3	*6	4	7
2004	Baltimore	16	16	72	48	24	*10.5	*83.5	0	0	0	0	0	1	1	2	24
2005	Baltimore	16	16	86	65	21	8.0	64.5	2	38	38	0	0	3	*6	1	0
2006	Baltimore	16	15	86	63	23	9.5	64.5	0	0	0	0	0	7	3	2	0
2007	Baltimore	16	16	95	51	44	*5.0	34.0	0	0	0	0	0	7	1	0	0
2008	Baltimore	16	16	102	62	40	*8.0	*69.5	2	86	44t	2	11	2	2	1	0
2009	Baltimore	13	13	58	41	17	4.5	33.0	0	0	0	0	0	5	1	1	0
2010	Baltimore	16	16	58	38	20	*11.0	*73.0	0	0	0	0	0	2	2	0	0
2011	Baltimore	16	16	70	50	20	*14.0	*91.0	2	9	9	0	0	6	**^7	0	0
2012	Baltimore	8	8	22	17	5	2.0	15.0	0	0	0	0	0	4	0	0	0
2013	Baltimore	16	16	80	47	33	*10.0	48.0	0	0	0	0	0	0	0	1	0
2014	Baltimore	16	16	61	36	25	12.0	87.0	0	0	0	0	0	1	0	1	0
2015	Baltimore	1	1	0	0	0	0.0	0.0	0	0	0	0	0	0	0	0	0
2016	Baltimore	15	15	35	28	7	*8.0	*62.0	0	0	0	0	0	4	*3	0	0
2017	Baltimore	16	16	49	37	12	*11.0	*71.5	0	0	0	0	0	4	*4	0	0
Totals		213	197	907	609	298	^125.5	^893.5	7	144	44t	2	58	^36	13	31	

*LED TEAM

**LED NFL

#ROOKIE FRANCHISE RECORD

^RAVENS FRANCHISE RECORD

CAREER SINGLE-GAME HIGHS (REGULAR SEASON)

Total Tackles:

17 (9/29/13 at Buf.)

Solo Tackles:

10 (12/10/06 at KC)

Sacks:

3 5 times (last: 10/6/13 at Mia.)

INTs:

1 7 times (last: 11/6/11 at Pit.)

Passes Defensed:

3 (9/16/07 vs. NYJ)

Forced Fumbles:

3 (12/11/11 vs. Ind.)

Fumble Recoveries:

1 13 times (last: 12/28/14 vs. Cle.)

POSTSEASON

Year	Team	GP	GS	TACKLES			SACKS		INTERCEPTIONS					FUMBLES			
				TT	Solo	Asst.	No.	Yards	No.	Yards	LG	TD	PD	FF	FR	Yards	
2003	Baltimore	1	1	2	1	1	0.0	0.0	0	0	0	0	0	0	0	0	0
2006	Baltimore	1	1	10	9	1	0.0	0.0	0	0	0	0	0	0	1	0	0
2008	Baltimore	3	3	11	10	1	4.0	35.0	0	0	0	0	0	0	0	1	0
2009	Baltimore	2	2	10	7	3	1.0	9.0	0	0	0	0	0	0	1	1	0
2010	Baltimore	2	2	10	9	1	5.0	25.0	0	0	0	0	0	0	1	0	0
2011	Baltimore	2	2	11	7	4	0.0	0.0	0	0	0	0	0	1	0	0	0
2012	Baltimore	4	4	21	13	8	2.0	8.0	0	0	0	0	0	1	1	0	0
2014	Baltimore	2	2	8	3	5	0.5	2.0	1	3	3	0	0	1	0	0	0
Totals		17	17	83	59	24	12.5	79.0	1	3	3	0	3	4	2	0	





TERRELL SUGGS NOTES



55 SUGGS
15 SEASONS
7 PRO BOWLS
2011 NFL DPOY
6-3, 265
OUTSIDE LINEBACKER

SUGGS SIZZLES

OLB Terrell Suggs, the 2011 Defensive Player of the Year and Ravens' all-time sacks leader (125.5), produced a team-high 11 sacks (his seventh year with double-digit totals) during the 2017 campaign, earning his seventh Pro Bowl honor. "Sizzle" also ranks No. 2 in career Ravens tackles (907).

RAVENS ALL-TIME SACKS

Rk.	Player (Years)	Sacks
1.	Terrell Suggs (2003-17)	125.5
2.	Peter Boulware (1997-2005)	70.0
3.	Michael McCrary (1997-2002)	51.0
4.	Ray Lewis (1996-2012)	41.5
5.	Adalius Thomas (2000-06)	38.5

RAVENS ALL-TIME TACKLES

Rk.	Player (Years)	Tackles
1.	Ray Lewis (1996-2012)	2,643
2.	Terrell Suggs (2003-17)	907
3.	Kelly Gregg (2001-10)	721
4.	Ed Reed (2002-12)	661
5.	Haloti Ngata (2006-14)	528

*"It's a no-brainer. He's such a phenomenal football player and leader. Everything he brings to the game of football is special."
 – Ben Roethlisberger, Steelers QB, on if Terrell Suggs should be a Hall of Fame player*

SUGGS' STANDINGS

SUGGS' CAREER SACKS (Most vs. a Single Team)

1. Cleveland Browns 18
2. Pittsburgh Steelers 15
3. Cincinnati Bengals 12.5
4. Miami Dolphins 8.5

Note: Including playoffs, Suggs has totaled 20 sacks vs. Pittsburgh.

RAVENS SACKS LEADERS (2017 Season)

1. **Terrell Suggs** 11
2. Matthew Judon 8
3. Willie Henry 3.5
- Za'Darius Smith 3.5
5. Tyus Bowser 3
- Anthony Levine Sr. 3

RAVENS SACKS LEADERS (Single-Season Records)

1. Elvis Dumervil (2014) 17
2. Peter Boulware (2001) 15
3. Michael McCrary (1998) .. 14.5
4. **Terrell Suggs (2011)** 14
5. Trevor Pryce (2006) 13
6. **Terrell Suggs (2014, 2003)** .. 12

RAVENS FORCED FUMBLES (Career Leaders)

1. **Terrell Suggs** 36
2. Ray Lewis 20
3. Adalius Thomas 17
4. Peter Boulware 13
5. Ed Reed 11
6. Jarret Johnson 9

ACTIVE NFL SACK LEADERS

OLB Terrell Suggs' 125.5 career sacks tie (Dwight Freeney) for second among active players. Suggs had a team-, career- and AFC-high 14 sacks in 2011. He posted 10 QB drops during the 2013 campaign, 12 in 2014, 8 in 2016 and had 11 in 2017.

NFL SACKS LEADERS / ACTIVE PLAYERS

Rk.	Player	Sacks	Yards
1.	Julius Peppers (Car.)	154.5	934.5
2.	Terrell Suggs (Bal.)	125.5	893.5
	Dwight Freeney (Det.)	125.5	953.5
4.	Elvis Dumervil (SF)	105.5	683.5
5.	Cameron Wake (Mia.)	92.0	574.5
6.	Tamba Hali (KC)	89.5	591.5
7.	James Harrison (NE)	84.5	536.5
7.	Von Miller (Den.)	83.5	525.5
9.	Clay Matthews (GB)	80.0	506.0
10.	J.J. Watt (Hou.)	76.0	519.0

A PLAYOFF PERFORMER

OLB Terrell Suggs has posted 12.5 sacks in the playoffs, producing a mark that ranks third in all-time NFL postseason history.

NFL POSTSEASON SACKS LEADERS / ALL TIME

Rk.	Player	Sacks	Yards
1.	Willie McGinest	16.0	113.5
2.	Bruce Smith	14.5	109.5
3.	Terrell Suggs	12.5	79.0

SUGGS SURPASSES 200

MOST REGULAR SEASON GAMES PLAYED / ACTIVE DEFENDERS

Rk.	Player (Year Entered NFL)	Games
1.	DE Julius Peppers (2002)	250
2.	CB Terence Newman (2003)	221
3.	DE Dwight Freeney (2002)	218
4.	OLB Terrell Suggs (2003)	213

SUGGS FAST FACTS

- ✓ *The Ravens are 72-30 all time when Suggs records at least a half-sack and 20-1 when he tallies 2-or-more sacks.*
- ✓ *The Ravens are 5-0 when he posts 3 sacks.*
- ✓ *Suggs is the only active NFL player with 900 tackles, 100 sacks & 30 FFs.*

SUGGS A STRIP-SACK ARTIST

MOST CAREER STRIP-SACKS / ACTIVE NFL PLAYERS

Rk.	Players	Strip-Sacks
1.	Julius Peppers (Car.)	37
2.	Dwight Freeney (Det.)	35
3.	Terrell Suggs (Bal.)	30

Note: Suggs tallied 4 strip-sacks in 2017.

9

PLACEKICKER
6-1 | 183**JUSTIN TUCKER**

COLLEGE: TEXAS HS: WESTLAKE (AUSTIN, TX)

BORN: 11/21/89, HOUSTON, TX

EXP. (NFL/RAVENS): 6/6 GP/GS (PLAYOFFS): 96/0 (6/0)

**TOGETHER**

— CAREER HIGHLIGHTS —

- Is the most accurate kicker in NFL history at 90.2%, connecting on 202 of 224 FG attempts
- Has registered five seasons with 30-plus field goals made, which ties David Akers, John Carney and Stephen Gostkowski for the most in NFL history
- In 2016, earned his second Pro Bowl invitation and was a unanimous first-team All-Pro selection after producing perhaps the greatest season ever by an NFL kicker... Scored a single-season franchise-record 141 points, connecting on 38 of 39 FGs (lone miss was a block) and 27 of 27 PATs...Tucker's 38 FGs ranked first in the NFL, while he was 10-for-10 from 50-plus yards, tying (Blair Walsh, 2012) for the most such kicks in NFL single-season history...An NFL single-season record 24 of Tucker's 38 FGs made came from 40 yards or beyond (he was 24-of-24 on such boots)
- Fastest kicker in NFL history to make 100 FGs (50 games) and to reach the 500-point milestone (60 games), overtaking Hall of Famer Jan Stenerud (61 games)
- Became the fastest pure kicker in league history to reach the 800-point milestone in his 95th game...Only Gino Cappelletti (a WR/kicker combo from 1960-70) did it faster (93 games)
- His seven-career AFC Special Teams Player of the Week Awards are the most in franchise history
- Since 2012, ranks first in the NFL with 202 FGs made, while his 811 points rank second to Stephen Gostkowski (901)
- Owns 12-career game-winning FGs (11 regular season and 1 playoff), connecting on 8 of those in road games
- Became just the ninth kicker in league history to make 3 FGs of 50-plus yards in a single game, connecting on kicks of 52, 57 & 54 yards, vs. Cin. (11/27/16)
- Since PATs were moved back in 2015, Tucker (95-of-95) is the NFL's only kicker yet to miss
- Established then-single-season team records with 38 FGs made and 140 points in 2013...Made 33-straight FGs, ranking now as the seventh-longest streak in NFL history
- Kicked a franchise-record 61-yard game-winning FG as part of a franchise-record 6 FGs (29, 24, 32, 49, 53 and 61) in the 18-16 victory at Det. (12/16/13), becoming the only kicker in NFL history to kick FGs from the 20-, 30-, 40-, 50- and 60-yard ranges in a single game
- Tucker is a four-time AFC Special Teams Player of the Month, which ranks one more than legends S Ed Reed & K Matt Stover for the most POM awards in Ravens franchise history

— KEY TRANSACTIONS —

- Re-signed (four-year deal) with Baltimore on 7/15/16
- Originally signed with the Ravens as a RFA on 5/29/12

— HONORS —

- Pro Bowler (2013, 2016)
- *Associated Press* first-team All-Pro (2013, 2016)
- *Associated Press* second-team All-Pro (2017)
- PFWA first-team All-Pro (2013, 2016)
- PFWA All-AFC (2017)
- Pro Bowl first alternate (2017)
- AFC Special Teams Player of the Month (November, 2017; September, 2016; November, 2014; November, 2013)
- AFC Special Teams Player of the Week (Week 12, 2016; Week 8, 2015; Week 4, 2015; Week 3, 2014; Week 15, 2013; Week 12, 2013; Week 10, 2013)
- GMC "Never Say Never" Moment (Week 15, 2013)
- *USA Today* All-Joe Team (players who are critical to their team, but don't receive Pro Bowl nods) in 2012

— PERSONAL —

- He and wife, Amanda, have a son, Easton (1)
- Can sing opera in seven different languages: English, Spanish, French, German, Italian, Latin and Russian
- Sang "Ave Maria" and "O Holy Night" at the Catholic Charities Christmas Festival at the Baltimore Basilica (2015-16)
- Lists K Adam Vinatieri as a player he admires greatly
- Likes to do impressions of celebrities such as George W. Bush, Matthew McConaughey, Christopher Walken and former teammate Ray Lewis
- Pre-game ritual is to lay out his entire uniform (helmet to cleats) on the floor in front of his locker, just as childhood football hero Deion Sanders did

— 2017 SEASON HIGHLIGHTS —

- Earned *Associated Press* second-team All-Pro honors after connecting on 34 of 37 FGAs and tying his franchise record of 141 total points...Tucker made his last 19 kicks, and his lone misses on the season were from 46 (blocked), 58 and 62 yards
- Connected on 3 FGAs, scoring his 800th-career point and becoming the fastest pure kicker in league history to reach the 800 milestone in the 23-16 victory vs. Ind. (12/23)
- Made all 3 of his FGA attempts (38, 46, 51) and went a perfect 5-of-5 on PATs, helping the Ravens produce a season high in points in the 44-20 win vs. Det. (12/3)

9 JUSTIN TUCKER

- Named AFC Special Teams Player of the Month for November after converting on 8-of-8 FGAs and 6-of-6 on PATs in the month
- Scored 11 points, connecting on both PAT attempts and all 3 FGAs (53, 31, 49) in a 23-16 win vs. Hou. (11/27)
- Scored his 700th-career point, connecting on 3 of 3 FGAs and 3 PATs in the 30-17 victory at Oak. (10/8)

REGULAR SEASON

Year	Team	GP	FIELD GOALS				POINT AFTER TOUCHDOWNS				Points
			FG Made-Att.	Percent	LG	BLK	PAT Made-Att.	Percent	BLK		
2012	Baltimore	16	30-33	90.9	56	0	42-42	100.0	0	132	
2013	Baltimore	16	38-41	92.7	61	0	26-26	100.0	0	140	
2014	Baltimore	16	29-34	85.3	55	1	42-42	100.0	0	129	
2015	Baltimore	16	33-40	82.5	52	0	29-29	100.0	0	128	
2016	Baltimore	16	38-39	97.4	57	1	27-27	100.0	0	141	
2017	Baltimore	16	34-37	91.9	57	1	39-39	100.0	0	141	
Totals		96	202-224	90.2	61	3	205-205	100.0	0	811	

SPECIAL TEAMS TACKLES (5): 2012 (1); 2015 (1); 2017 (3)

Additional Statistics: Threw an incomplete pass on a fake FG attempt vs. Was. (10/9/16)

CAREER SINGLE-GAME HIGHS (REGULAR SEASON)

SCORING:

Most Points Scored: 18 (12/16/13 at Det.)

PATs:

Number Attempted: 7 (11/11/12 vs. Oak.)

Number Made: 7 (11/11/12 vs. Oak.)

Consecutive PATs Made: 205 (9/10/12-present)

FIELD GOALS

Number Attempted: 6 (12/16/13 at Det.)

Number Made: 6 (12/16/13 at Det.)

Longest Attempted: 64 (10/12/14 at TB)

Longest Made: 61 (12/16/13 at Det.)

POSTSEASON

Year	Team	GP	FIELD GOALS				POINT AFTER TOUCHDOWNS				Points
			FG Made-Att.	Percent	LG	BLK	PAT Made-Att.	Percent	BLK		
2012	Baltimore	4	4-4	100.0	47	0	16-16	100.0	0	28	
2014	Baltimore	2	4-4	100.0	52	0	7-7	100.0	0	19	
Totals		6	8-8	100.0	52	0	23-23	100.0	0	47	

REGULAR SEASON

Year	Team	1-19	20-29	30-39	40-49	50+	Total	Percent
2012	Baltimore	0-0	8-8	8-8	10-13	4-4	30-33	90.9
2013	Baltimore	0-0	10-10	12-13	10-11	6-7	38-41	92.7
2014	Baltimore	0-0	10-10	11-11	4-4	4-9	29-34	85.3
2015	Baltimore	0-0	10-10	9-9	10-11	4-10	33-40	82.5
2016	Baltimore	0-0	4-4	10-11	14-14	10-10	38-39	97.4
2017	Baltimore	0-0	7-7	11-11	11-12	5-7	34-37	91.9
Totals		0-0	49-49	61-63	59-65	33-47	202-224	90.2
Percent		0.0	100.0	96.8	90.8	70.2	90.2	

(playoff games in gold)

2012 GAME-BY-GAME: (46, 40, 39); (56, 51, 48); (27); (45, 47WR); (28, 26, 39); (38); (51, 54); (43); (48, 34); (26, 41WR, 39); (43, 38, 38); (45, 23); (0); (45); (23, 21, 30, 29); (45WL, 49); (23); (47); (0); (19, 38)

2013 GAME-BY-GAME: (25, 30); (50WR, 44WR); (28, 45, 43); (35, 24); (42, 50, 25, 44); (23); (46, 38, 32); (51); (36, 46); (52, 21); (30, 26, 33, 53); (43, 34, 38, 45, 48); (0); (29, 24, 32, 49, 53, 61); (37WL); (38, 22, 34)

2014 GAME-BY-GAME: (55WR, 38); (30, 23, 22, 20); (38, 21, 32); (57WL, 30); (52, 27); (46, 64B, 49); (38, 38); (45, 50, 53); (46); (0); (31, 55); (33, 21, 29, 31); (0); (22, 54SH, 54LU, 33); (0); (25, 28); (28, 45, 52); (25)

2015 GAME-BY-GAME: (52, 44); (22, 21, 37, 31); (50WR, 21); (40, 42, 52); (51WL, 23); (22, 36, 45RU); (44); (48, 29, 48, 45, 39); (58WR); (51WR, 25, 20, 51WR, 47); (49, 35); (38, 31, 55WR); (28, 30); (0); (37, 50); (28, 50, 49)

2016: GAME-BY-GAME: (50, 37); (52, 49, 41); (43, 42, 37, 54); (24, 43); (31); (23, 39, 35); (50, 49, 44); (49, 42); (25, 40); (46); (52, 57, 54, 36); (55); (34B, 50, 38); (53, 47); (41, 38, 46, 23); (30)

2017: GAME-BY-GAME: (25, 25); (58WR, 28); (0); (62SH, 42); (22, 21, 44) (27, 31, 50); (48, 57, 47); (55, 48, 46B); (30, 49); (32, 39, 23); (53, 31, 49); (38, 46, 51); (47); (31, 43); (30, 39, 36); (46, 34)

POSTSEASON

Year	Team	1-19	20-29	30-39	40-49	50+	Total	Percent
2012	Baltimore	1-1	1-1	1-1	1-1	0-0	4-4	100.0
2014	Baltimore	0-0	2-2	0-0	1-1	1-1	4-4	100.0
Totals		1-1	3-3	1-1	2-2	1-1	8-8	100.0
Percent		100.0	100.0	100.0	100.0	100.0	100.0	





JUSTIN TUCKER NOTES

TUCKER THE ALL-TIME BEST

K Justin Tucker is the NFL's most accurate kicker of all time, hitting on 202 of 224 FGAs to produce a 90.2 success rate. In 2017, he made 34 of 37 attempts (including 19 straight to close the year). His lone misses came from 58, 62 and 46 (blocked) yards.

BEST CAREER FIELD GOAL PERCENTAGE (NFL History / Min. 100 Att.)

Rk.	Player	FGM-FGA	Pct.
1.	Justin Tucker	202-224	90.2
2.	Dan Bailey	186-211	88.2
3.	Stephen Gostkowski	340-388	87.6
4.	Stephen Hauschka	220-252	87.3
5.	Robbie Gould	325-374	86.9



9 TUCKER
6 SEASONS
2 PRO BOWLS
6-1, 183
KICKER

In 2017's Week 16 win vs. the Colts, Tucker (then 802 points) became the fastest pure kicker in league history to reach the 800 milestone, doing so in his 95th game. Of overall players, only Gino Cappelletti (a WR/PK combo from 1960-70) did it faster (93 games).

TUCKER'S CAREER STATS

Year	1-19	20-29	30-39	40-49	50+	Total	Pct.	LG	PAT	Pts
2012	0-0	8-8	8-8	10-13	4-4	30-33	90.9	56	42-42	132
2013	0-0	10-10	12-13	10-11	6-7	38-41	92.7	61	26-26	140
2014	0-0	10-10	11-11	4-4	4-9	29-34	85.3	55	42-42	129
2015	0-0	10-10	9-9	10-11	4-10	33-40	82.5	52	29-29	128
2016	0-0	4-4	10-11	14-14	10-10	38-39	97.4	57	27-27	141
2017	0-0	7-7	11-11	11-12	5-7	34-37	91.9	57	39-39	141
Totals	0-0	49-49	61-63	59-65	33-47	202-224	90.2	61	205-205	811



FGs Made
NFL's Most
Since 2012



Points Scored
NFL's Second
Most Since 2012



Career FG Pct.
Best Mark
in NFL History



40-Plus-Yard FGs
NFL's Most
Since 2012



50-Plus-Yard FGs
NFL's Most
Since 2012

PERHAPS THE BEST YEAR EVER

In 2016, All-Pro **K Justin Tucker** connected on 38 of 39 FGAs (lone miss was a block), posting the fifth-best percentage in NFL single-season history. In addition to making 35-straight FGs at one point (tied for fifth-best streak ever), here are several facts about his remarkable season, which is arguably the best ever by a kicker:

- ✓ Tucker's 38 FGs made ranked No. 1 in the NFL. He was also 27-of-27 on PATs. An NFL single-season record 24 of Tucker's 38 FGs made in 2016 came from 40 yards or beyond.
- ✓ Tucker's 10 FGs of 50-plus yards are a Ravens' single-season record. They tie (Blair Walsh, 2012) for the most in NFL history. (Tucker was a perfect 10-for-10 from 50 yards and out during the 2016 season.)
- ✓ Tucker's 141 points ranked second in the league only behind Atlanta's Matt Bryant (158).
- ✓ In Week 12 vs. Cincy, Tucker became just the ninth kicker in league history to make 3 FGs of 50-plus yards in a single game (52, 57 & 54). He is also the first kicker in NFL history to make 3 FGs of 50-plus yards in the first half of a game. (These feats earned him AFC ST POW honors.)

BEST FG PERCENTAGE / NFL SINGLE-SEASON HISTORY

Rk.	Player (Team)	FGM-FGA	Pct.
1.	Gary Anderson (1998)	35-35	100.0
	Mike Vanderjagt (2003)	37-37	100.0
	Jeff Wilkins (2000)	17-17	100.0
	Tony Zendejas (1991)	17-17	100.0
5.	Justin Tucker (2016)	38-39	97.4

TUCKER TIDBITS

- ✓ Since PATs were moved back in 2015, Tucker (95-of-95) is the only NFL kicker yet to miss.
- ✓ Tucker is a four-time AFC Special Teams Player of the Month, which ranks one more than legends S Ed Reed & K Matt Stover for the most POM awards in Ravens history. (Tucker has also earned seven AFC Special Teams Player of the Week honors.) "Tuck" earned his fourth POM award in Nov. 2017, going 8-for-8 on FGAs and 6-for-6 on PATs.
- ✓ Tucker's 6 FGs on 12/16/13 at Det. set a team record and a single-game NFL high in 2013. Against the Lions, he became the first NFL kicker ever to connect from the 20-, 30-, 40-, 50- & 60-yard range in a game.
- ✓ Tucker's 93.7 career FG% when kicking on grass (104-of-111) ranks as the NFL's best of all time.
- ✓ Tucker's 92.5 career FG% (98-of-106) in the second half/overtime ranks as the NFL's best second half/OT mark of all time.



JUSTIN TUCKER NOTES

TUCK'S CHART TALK

MOST FIELD GOALS MADE / SINCE 2012

Rk.	Player (Team)	FGM
1.	Justin Tucker (Bal.)	202
2.	Stephen Gostkowski (NE)	199
3.	Stephen Hauschka (Buf.)	179
4.	Adam Vinatieri (Ind.)	172
5.	Matt Bryant (Atl.)	168

MOST NFL POINTS / SINCE 2012

Rk.	Player (Team)	Points
1.	Stephen Gostkowski (NE)	901
2.	Justin Tucker (Bal.)	811
3.	Stephen Hauschka (Buf.)	766
4.	Matt Bryant (Atl.)	744
5.	Adam Vinatieri (Ind.)	735

CONSECUTIVE FIELD GOALS MADE (All-Time NFL Streaks)

Rk.	Kicker (Years)	FGs Made
1.	Adam Vinatieri (2015-16)	44
2.	Mike Vanderjagt (2002-04)	42
3.	Gary Anderson (1997-98)	40
4.	Matt Stover (2005-06)	36
5.	Justin Tucker (2015-16) Adam Vinatieri (2013-14)	35 35

BEST NFL FIELD GOAL PERCENTAGE (2016 Season)

Rk.	Player (Team)	FGM-FGA	Pct.
1.	Justin Tucker (Bal.)	38-39	97.4
2.	Matt Bryant (Atl.)	34-37	91.9
3.	Ryan Succop (Ten.)	22-24	91.7
4.	Stephen Hauschka (Sea.)	33-37	89.2
5.	Cairo Santos (KC)	31-35	88.6
6.	Two Players	27-31	87.1

BEST FIELD GOAL PERCENTAGE / ROOKIES (NFL History)

Rk.	Player (Year)	FGM-FGA	Pct.
1.	Blair Walsh (2012)	35-38	92.1
2.	Justin Tucker (2012)	30-33	90.9
3.	Harrison Butker (2017)	38-42	90.5
4.	Cody Parkey (2014)	32-36	88.9
	Alex Henery (2011)	24-27	88.9
5.	Chandler Catanzaro (2014)	29-33	87.9

BEST FIELD GOAL PERCENTAGE (Ravens Single-Season History)

Rk.	Player (Year)	FGM-FGA	Pct.
1.	Justin Tucker (2016)	38-39	97.4
2.	Matt Stover (2006)	28-30	93.3
3.	Justin Tucker (2013)	38-41	92.7
4.	Justin Tucker (2017)	34-37	91.9
5.	Justin Tucker (2012)	30-33	90.9

(min. 16 att.)

TUCKER'S GAME-WINNERS

12

Career game-winning FGs by K Justin Tucker:

- 2016: Week 3 at Jax., 53 yards
- 2016: Week 2 at Cle., 49 yards
- 2015: Week 11 vs. STL, 47 yards
- 2015: Week 8 vs. SD, 39 yards
- 2015: Week 4 at Pit., 52 yards OT
- 2014: Week 3 at Cle., 32 yards
- 2013: Week 15 at Det., 61 yards
- 2013: Week 10 vs. Cin., 46 yards OT
- 2013: Week 5 at Mia., 44 yards
- 2012: Div. at Den., 47 yards 2OT
- 2012: Week 12 at SD, 38 yards OT
- 2012: Week 3 vs. NE, 27 yards

"He's very valuable. I'm a Justin Tucker guy, along with Morgan [Cox, snapper] and Sam [Koch, holder]. It's a team effort in there with the protection, and those guys do a good job. But when it's all said and done, the kicker is key. He's the guy that's going to knock it through the uprights, and there's nobody better than Justin Tucker."

— John Harbaugh, Ravens Head Coach

96

DEFENSIVE END
6-7 | 300



BRENT URBAN

COLLEGE: VIRGINIA HS: LORNE PARK SECONDARY (MISSISSAUGA, ONTARIO)

BORN: 5/5/91, BRAMPTON, ONTARIO

EXP. (NFL/RAVENS): 4/4 GP/GS (PLAYOFFS): 25/3 (0/0)



TOGETHER

— KEY TRANSACTIONS —

- Placed on Injured Reserve (foot) on 9/27/17
- Activated from IR-Designated for Return on 11/27/15
- Placed on IR-Designated for Return (biceps) on 9/8/15
- Placed on Injured Reserve (knee) on 8/25/14
- Originally selected by the Ravens in the fourth round (134th overall) of the 2014 NFL Draft

— CAREER HIGHLIGHTS —

- In 2016, recorded 10 tackles, 2 sacks (-9 yards) and 2 PD for the league's seventh-ranked unit (322.1 ypg)
- Has blocked 2 FGAs in his career in clutch moments... Blocked a FGA in the fourth quarter in a 19-17 win at Jax. (9/25/16) and also blocked a FGA (returned 64 yards for the game-winning TD by S Will Hill III) in his NFL debut on Monday Night Football at Cle. (11/30/15)
- Saw his first-career NFL action, posting 11 tackles (6 solo) and 1 sack (-3 yards) in six games in 2015

— PERSONAL —

- Was an imposing figure at left wing for one of North America's top junior hockey teams, the Triple-A Mississauga Ice Dogs...His teammates included NHL players Ryan Ellis (Nashville Predators), Casey Cizikas (New York Islanders) and Jamie Devane (Stockton Heat, the AHL affiliate of the Calgary Flames)
- Selected as the 15th-overall pick in the 2013 Canadian Football League Draft by the Hamilton Tiger-Cats, but opted to pursue an NFL career instead

— 2017 SEASON HIGHLIGHTS —

- Started three games and posted 4 tackles for a unit that led the league in both takeaways (34) and interceptions (22)... Missed the last 13 games on IR with a foot injury
- Started before leaving the game in the second quarter with a foot injury at Jax. (9/24, in London)
- Recorded 3 tackles for a unit that forced 5 turnovers (4 INTs and 1 FR) for the second-consecutive game in a 24-10 win vs. Cle. (9/17)...It marked the first time the Ravens have registered 5 turnovers in back-to-back games in franchise history
- Made his first-career start for a defense that forced 5 turnovers (4 INTs and 1 FR) and posted the 11th shutout in franchise history in the 20-0, season-opening victory at Cin. (9/10)

2017

GAME-BY-GAME DEFENSE

RAVENS

Date/Opp.	TT	Solo	Asst.	Sacks	INT	PD	FF	FR
9/10 @ Cin.	1	1	0	0-0	0-0	0	0	0
9/17 vs. Cle.	3	2	1	0-0	0-0	0	0	0
9/24 @ Jax.	0	0	0	0-0	0-0	0	0	0
10/1 vs. Pit.	INJURED RESERVE - FOOT							
10/8 @ Oak.	INJURED RESERVE - FOOT							
10/15 vs. Chi.	INJURED RESERVE - FOOT							
10/22 @ Min.	INJURED RESERVE - FOOT							
10/26 vs. Mia.	INJURED RESERVE - FOOT							
11/5 @ Ten.	INJURED RESERVE - FOOT							
11/19 @ GB	INJURED RESERVE - FOOT							
11/27 vs. Hou.	INJURED RESERVE - FOOT							
12/3 vs. Det.	INJURED RESERVE - FOOT							
12/10 @ Pit.	INJURED RESERVE - FOOT							
12/17 @ Cle.	INJURED RESERVE - FOOT							
12/23 vs. Ind.	INJURED RESERVE - FOOT							
12/31 vs. Cin.	INJURED RESERVE - FOOT							
Totals	4	3	1	0-0	0-0	0	0	0

REGULAR SEASON

Year	Team	GP	GS	TACKLES			SACKS		INTERCEPTIONS					FUMBLES			
				TT	Solo	Asst.	No.	Yards	No.	Yards	LG	TD	PD	FF	FR	Yards	
2014	Baltimore	0	0	INJURED RESERVE - KNEE			--	--	--	--	--	--	--	--	--	--	--
2015	Baltimore	6	0	11	6	5	1.0	3.0	0	0	0	0	0	0	0	0	0
2016	Baltimore	16	0	10	7	3	2.0	9.0	0	0	0	0	2	0	0	0	0
2017	Baltimore	3	3	4	3	1	0.0	0.0	0	0	0	0	0	0	0	0	0
Totals		25	3	25	16	9	3.0	12.0	0	0	0	0	2	0	0	0	0

CAREER SINGLE-GAME HIGHS (REGULAR SEASON)

Total Tackles:
5 (12/13/15 vs. Sea.)

Solo Tackles:
4 (12/13/15 vs. Sea.)

Sacks:
1 3 times (last: 12/4/16 vs. Mia.)

INTs:

None

Passes Defensed:
1 2 times (last: 11/27/16 vs. Cin.)

Forced Fumbles:

None

Fumble Recoveries:
None

Additional Statistics: Has blocked 2 FGAs: 9/25/16 vs. Jax. and 11/30/15 at Cle. (which was returned 64 yards for the game-winning TD by S Will Hill III)

POSTSEASON

Year	Team	GP	GS	TACKLES			SACKS		INTERCEPTIONS					FUMBLES			
				TT	Solo	Asst.	No.	Yards	No.	Yards	LG	TD	PD	FF	FR	Yards	
2014	Baltimore	0	0	INJURED RESERVE - KNEE			--	--	--	--	--	--	--	--	--	--	--
Totals		0	0	0	0	0	0	0	0	0	0	0	0	0	0	0	0



17

WIDE RECEIVER
6-0 200





MIKE WALLACE

COLLEGE: MISSISSIPPI **HS:** O. PERRY WALKER (NEW ORLEANS, LA)
BORN: 8/1/86, NEW ORLEANS, LA
EXP. (NFL/RAVENS): 9/2 **GP/GS (PLAYOFFS):** 142/122 (5/3)



TOGETHER

— **KEY TRANSACTIONS** —

- Signed with the Ravens on 3/15/16
- Released by the Vikings on 3/8/16
- Acquired by Minnesota via trade from Miami on 3/13/15
- Signed by Miami on 3/12/13
- Originally selected by Pittsburgh in the third round (84th overall) of the 2009 NFL Draft

— **HONORS** —

- Pro Bowl (2011)
- NFL Rookie of the Week (Week 9 & Week 15, 2009)
- Joe Greene Performance Award, given to the Steelers' top rookie (2009)

— **CAREER HIGHLIGHTS** —

- Is one of 10 active NFL players to record at least 8,000 receiving yards and 500 catches in a career
- Wallace is the only active NFL player to produce at least 500 catches, 50 receiving TDs and sport a 15.0 yards-per-catch average
- In 2016, recorded his third-career 1,000-yard receiving season, posting a team-leading 1,017 yards and 4 TDs on 72 receptions (14.1 avg.)
- Tallied an NFL-high 5 catches of at least 50 yards in 2016
- Set a Ravens' franchise record with a career-long-tying 95-yard TD pass vs. Pit. (11/6/16)
- Scored a receiving touchdown in his first two career games with the Ravens, notching 1 TD in Week 1 vs. Buf (9/11/16) and 2 TDs in Week 2 at Cle. (9/18/16)
- Has tallied 23 100-yard receiving games during his career
- Wallace's 15.0 yards-per-catch average ranks tenth best in the NFL among active players
- Caught 9 passes for 89 yards and 1 TD in Super Bowl XLV vs. the Green Bay Packers (2/6/11)

— **PERSONAL** —

- Although he goes by Mike, his first name is actually Burnell, which he went by in high school

— **2017 SEASON HIGHLIGHTS** —

- Posted a team-leading 748 receiving yards and 4 TDs on 52 receptions (14.4 avg.), helping the Ravens produce the NFL's ninth-ranked scoring attack (24.7 ppg)...Over the last nine games of the season, Baltimore averaged the league's second-most points per contest (29.4)
- Surpassed 8,000 career receiving yards (now has 8,072), becoming the 10th active player to achieve the feat after registering a team-high 60 receiving yards on 4 receptions in the 23-16 victory vs. Ind. (12/23)
- Posted a team-high 89 receiving yards on 6 receptions, helping QB Joe Flacco throw for a season-high 288 yards, in a 27-10 win at Cle. (12/17)
- Led the team with 72 receiving yards on 3 receptions (24.0 avg.) for an offense that gained a season-high 413 total yards at Pit. (12/10)
- Caught 5 passes for 116 yards (all in the first half), including a 66-yarder, marking his 23rd-career 100-yard game and helping the Ravens produce a season high in points in the 44-20 victory vs. Det. (12/3)
- Scored a TD for the second-consecutive game on a spectacular 21-yard reception, finishing with 4 catches for 56 yards and 1 TD in a 23-0 win at GB (11/19)
- Produced his 500th-career catch, totaling 3 receptions for 30 yards vs. Chi. (10/15)
- Set a new Ravens' single-game record for yards-per-catch average (44.3 ypc) with 3 receptions for 133 yards in the 30-17 victory at Oak. (10/8)...Wallace produced 2 receptions of 50-plus yards (52 & 54), marking the 25th 50-yard catches in his career
- Recorded a team-high 55 receiving yards on 6 catches, including a 16-yard score, vs. Pit. (10/1)

2017

GAME-BY-GAME OFFENSE

RAVENS Date/Opp.	RECEIVING					RUSHING				
	No.	Yds.	Avg.	LG	TD	No.	Yds.	Avg.	LG	TD
9/10 @ Cin.	1	8	8.0	8	0	0	0	0.0	0	0
9/17 vs. Cle.	1	7	7.0	7	0	0	0	0.0	0	0
9/24 @ Jax.	1	6	6.0	6	0	1	4	4.0	4	0
10/1 vs. Pit.	6	55	9.2	16t	1	0	0	0.0	0	0
10/8 @ Oak.	3	133	44.3	54	0	0	0	0.0	0	0
10/15 vs. Chi.	3	30	10.0	16	0	0	0	0.0	0	0
10/22 @ Min.	1	9	9.0	9	0	0	0	0.0	0	0
10/26 vs. Mia.	INACTIVE - CONCUSSION					--	--	--	--	--
11/5 @ Ten.	4	19	4.8	8	1	0	0	0.0	0	0
11/19 @ GB	4	56	14.0	21t	1	1	4	4.0	4	0
11/27 vs. Hou.	5	48	9.6	24	0	0	0	0.0	0	0
12/3 vs. Det.	5	116	23.2	66	0	0	0	0.0	0	0
12/10 @ Pit.	3	72	24.0	40	0	0	0	0.0	0	0
12/17 @ Cle.	6	89	14.8	30	0	0	0	0.0	0	0
12/23 vs. Ind.	4	60	15.0	23	0	0	0	0.0	0	0
12/31 vs. Cin.	5	40	8.0	12	1	0	0	0.0	0	0
Totals	52	748	14.4	66	4	1	4	4.0	4	0

LONG BALL LOVE

**50-YARD RECEPTIONS
(Since 2016)**

1. Mike Wallace 8
2. Brandin Cooks 6
- Marquise Goodwin . . 6
- Tyreek Hill 6

**50-YARD RECEPTIONS
(Since 2009)**

1. DeSean Jackson 36
2. Mike Wallace 26
3. Jordy Nelson 22
- A.J. Green 22

17 MIKE WALLACE

REGULAR SEASON

Year	Team	GP	GS	RECEIVING					RUSHING				
				No.	Yards	Avg.	LG	TD	No.	Yards	Avg.	LG	TD
2009	Pittsburgh	16	4	39	756	*19.4	60t	6	5	48	9.6	21	0
2010	Pittsburgh	16	16	*60	*1,257	*21.0	56t	*10	5	39	7.8	19	0
2011	Pittsburgh	16	14	*72	*1,193	*16.6	95t	*8	5	57	11.4	21	0
2012	Pittsburgh	15	14	64	836	13.1	82t	8	5	7	1.4	13	0
2013	Miami	16	16	73	930	12.7	57	5	3	33	11.0	13	0
2014	Miami	16	16	67	*862	*12.9	50	*10	4	16	4.0	12	0
2015	Minnesota	16	12	39	473	12.1	34	2	1	6	6.0	6	0
2016	Baltimore	16	16	72	*1,017	14.1	95t	4	5	31	6.2	13	0
2017	Baltimore	15	14	52	*748	*14.4	66	*4	1	4	4.0	4	0
Totals		142	122	538	8,072	15.0	95t	57	34	241	7.1	21	0

*LED TEAM

SPECIAL TEAMS TACKLES (1): 2010 (1)

CAREER SINGLE-GAME HIGHS (REGULAR SEASON)

RECEIVING

Receptions:

10 (10/23/16 at NYJ)

Yardage:

144 (9/25/11 at Ind.)

Long Gain:

95t 2 times (last: 11/6/16 vs. Pit.)

Touchdowns:

2 7 times (last: 9/18/16 at Cle.)

RUSHING

Carries:

2 3 times (last: 10/21/12 at Cin.)

Yardage:

31 (11/13/11 at Cin.)

Long Gain:

21 2 times (last: 12/8/11 vs. Cle.)

Touchdowns:

None

100-yard Receiving Games: 23 (last: 116 yards, 12/3/17 vs. Det.)

POSTSEASON

Year	Team	GP	GS	RECEIVING					RUSHING				
				No.	Yards	Avg.	LG	TD	No.	Yards	Avg.	LG	TD
2010	Pittsburgh	3	2	13	115	8.8	25t	1	2	-2	-1.0	4	0
2011	Pittsburgh	1	1	3	26	8.7	17	0	1	1	1.0	1t	1
2015	Minnesota	1	0	1	10	10.0	10	0	0	0	0.0	0	0
Totals		5	3	17	151	8.9	25t	1	3	-1	-0.3	4	1



"You bring him here to an organization like the Ravens – the culture here, the toughness, the kind of guys we have in our locker room and just the men of character we have throughout the building – I think he has thrived in that environment."

– Bobby Engram, Ravens WRs Coach

A SELECT GROUP

WR Mike Wallace and A.J. Green are the only active NFL players to produce at least 500 catches, 50 receiving TDs and sport a 14.5 ypc average in their careers. (Wallace has an impressive 57 TDs, including 4 in 2017, 538 catches and a 15.0 average.)

ACTIVE PLAYERS WITH 500 CATCHES, 50 RECEIVING TDs & A 14.5 YARDS-PER-CATCH AVERAGE

Player	Rec.	Yards	Avg.	LG	Tds
Mike Wallace (Bal.)	538	8,072	15.0	95t	57
A.J. Green (Cin.)	556	8,213	14.8	82t	57

8

Catches of 50+ Yards
NFL's Most
Since 2016

15.0

YPC Avg.
10th Among
Active Players

26

Catches of 50+ Yards
Second Among Active
Players Since 2009

33

Receiving First Downs
Ravens' Team High
in 2017

77

Catches of 25+ Yards
Sixth (tied) Among Active
Players Since 2009

748

Receiving Yards
Ravens' Team High
in 2017



82

TIGHT END
6-3 | 251

BENJAMIN WATSON

COLLEGE: GEORGIA HS: NORTHWESTERN (ROCK HILL, SC)
 BORN: 12/18/80, NORFOLK, VA
 EXP. (NFL/RAVENS): 14/1 GP/GS (PLAYOFFS): 179/132 (11/9)



TOGETHER

— KEY TRANSACTIONS —

- Placed on Injured Reserve (Achilles) on 8/29/16
- Signed with the Ravens as a free agent on 3/9/16
- Signed with New Orleans as a free agent on 3/18/13
- Signed with the Browns as a free agent on 3/12/10
- Originally selected by New England in the first round (32nd overall) of the 2004 NFL Draft

— CAREER HIGHLIGHTS —

- Ranks sixth in receptions (495), eighth in receiving yards (5,485) and seventh in TD grabs (42) among active TEs
- One of six active TEs to post at least 450 catches, 5,000 receiving yards and 40 receiving TDs in a career
- Established career highs in receptions (74), receiving yards (825) and TD catches (6) with NO in 2015
- Won Super Bowl XXXIX while with New England (2004)

— PERSONAL —

- Selected as the NFL's 2017 recipient of the Bart Starr Award, which is given to an NFL player who "best exemplifies outstanding character and leadership in the home, on the field and in the community."
- Was nominated as his team's Walter Payton Man of the Year twice (Ravens in 2017 & Saints in 2015)...Named one of the three NFL finalists in each of those years
- In 2016, published his second book, "The New Dad's Playbook: Gearing Up for the Biggest Game of Your Life," featuring advice and info on being a father
- Authored "Under Our Skin: Getting Real about Race – Getting Free from the Fears and Frustrations that Divide Us," a challenging look at race, bias and justice, following the fatal shooting of Michael Brown in Ferguson, MO
- Named one of CNN's Extraordinary People of 2014
- Traveled to Israel with Patriots Chairman and CEO Robert Kraft and a group from the greater Boston area in 2008...Also traveled to China as a Patriots' ambassador
- Traveled with a group of NFL players on a 2007 USO tour, visiting U.S. military bases in Iraq and Afghanistan
- Enjoys photography as a hobby
- After taking a trip to the Dominican Republic in June '17, Watson's One More Foundation partnered with the International Justice Mission, which is the world's largest international anti-slavery organization working to combat human trafficking, modern-day slavery and other forms of violence against the poor
- He and his wife, Kirsten, have twin daughters, Grace and Naomi, sons, Isaiah and Judah, and daughter, Eden

— 2017 SEASON HIGHLIGHTS —

- Returned from an Achilles injury suffered in the 2016 preseason and posted a team-leading 61 receptions for 522 yards and 4 TDs, helping the Ravens produce the NFL's ninth-ranked scoring attack (24.7 ppg)...Over the last nine games of the season, Baltimore averaged the league's second-most points per contest (29.4)
- Recorded 4 catches for 74 yards, including a 33-yard TD, helping QB Joe Flacco throw for a season-high 288 yards in a 27-10 win at Cle. (12/17)
- Caught 3 passes for 24 yards, including 1 TD, helping the Ravens produce a season high in points in the 44-20 victory vs. Det. (12/3)
- Posted 7 receptions for 41 yards at Ten. (11/5)
- Caught a 2-yard TD pass from QB Ryan Mallett in the Ravens' 40-0 win vs. Mia. (10/26)
- Produced 5 catches for 43 yards, notching the 450th reception of his career on a 8-yard grab, vs. Pit. (10/1)
- Caught 3 passes for 12 yards, including a 6-yard TD grab, at Jax. (9/24, in London)
- Surpassed 5,000 career receiving yards, totaling a game-high 8 catches for 91 yards in a 24-10 win vs. Cle. (9/17)
- Started for an offense that gained 157 rushing yards in the 20-0, season-opening victory at Cin. (9/10)

2017

GAME-BY-GAME OFFENSE

RAVENS Date/Opp.	RECEIVING					RUSHING				
	No.	Yds.	Avg.	LG	TD	No.	Yds.	Avg.	LG	TD
9/10 @ Cin.	0	0	0.0	0	0	0	0	0.0	0	0
9/17 vs. Cle.	8	91	11.4	23	0	0	0	0.0	0	0
9/24 @ Jax.	3	12	4.0	6t	1	0	0	0.0	0	0
10/1 vs. Pit.	5	43	8.6	11	0	0	0	0.0	0	0
10/8 @ Oak.	2	2	1.0	4	0	0	0	0.0	0	0
10/15 vs. Chi.	6	28	4.7	13	0	0	0	0.0	0	0
10/22 @ Min.	5	38	7.6	20	0	0	0	0.0	0	0
10/26 vs. Mia.	2	6	3.0	4	1	0	0	0.0	0	0
11/5 @ Ten.	7	41	5.9	16	0	0	0	0.0	0	0
11/19 @ GB	1	33	33.0	33	0	0	0	0.0	0	0
11/27 vs. Hou.	3	29	9.7	16	0	0	0	0.0	0	0
12/3 vs. Det.	3	24	8.0	18	1	0	0	0.0	0	0
12/10 @ Pit.	0	0	0.0	0	0	0	0	0.0	0	0
12/17 @ Cle.	4	74	18.5	33t	1	0	0	0.0	0	0
12/23 vs. Ind.	5	40	8.0	15	0	0	0	0.0	0	0
12/31 vs. Cin.	7	61	8.7	13	0	0	0	0.0	0	0
Totals	61	522	8.6	33t	4	0	0	0.0	0	0



82 BENJAMIN WATSON

REGULAR SEASON

Year	Team	GP	GS	RECEIVING					RUSHING				
				No.	Yards	Avg.	LG	TD	No.	Yards	Avg.	LG	TD
2004	New England	1	1	2	16	8.0	14	0	0	0	0.0	0	0
2005	New England	15	9	29	441	15.2	35	4	0	0	0.0	0	0
2006	New England	13	13	49	643	13.1	40	3	0	0	0.0	0	0
2007	New England	12	8	36	389	10.8	35	6	1	11	11.0	11	0
2008	New England	14	9	22	209	9.5	29	2	0	0	0.0	0	0
2009	New England	16	7	29	404	13.9	36	5	0	0	0.0	0	0
2010	Cleveland	16	16	*68	*763	11.2	44	3	1	-1	-1.0	-1	0
2011	Cleveland	13	11	37	410	11.1	34t	2	0	0	0.0	0	0
2012	Cleveland	16	14	49	501	10.2	27	3	0	0	0.0	0	0
2013	New Orleans	15	7	19	226	11.9	32	2	0	0	0.0	0	0
2014	New Orleans	16	9	20	136	6.8	15t	2	0	0	0.0	0	0
2015	New Orleans	16	16	74	825	11.1	46	6	0	0	0.0	0	0
2016	Baltimore	0	0	INJURED RESERVE - ACHILLES					--	--	--	--	--
2017	Baltimore	16	12	*61	522	8.6	33t	*4	0	0	0.0	0	0
Totals		179	132	495	5,485	11.1	46	42	2	10	5.0	11	0

* LED TEAM

SPECIAL TEAMS TACKLES (2): 2005 (1), 2014 (1)

CAREER SINGLE-GAME HIGHS (REGULAR SEASON)

RECEIVING

Receptions:

10 2 times (last: 10/15/15 vs. Atl.)

Yardage:

147 (11/1/15 vs. NYG)

Long Gain:

46 (11/1/15 vs. NYG)

Touchdowns:

2 4 times (last: 11/18/12 at Dal.)

RUSHING

Carries:

1 2 times (last: 9/12/10 at TB)

Yardage:

11 (10/7/07 vs. Cle.)

Long Gain:

11 (10/7/07 vs. Cle.)

Touchdowns:

None

100-yard Receiving Games: 4 (last: 147 yards, 11/1/15 vs. NYG)

POSTSEASON

Year	Team	GP	GS	RECEIVING					RUSHING				
				No.	Yards	Avg.	LG	TD	No.	Yards	Avg.	LG	TD
2005	New England	2	2	5	91	18.2	63t	1	0	0	0.0	0	0
2006	New England	3	2	10	81	8.1	19	0	0	0	0.0	0	0
2007	New England	3	3	3	20	6.7	9t	2	0	0	0.0	0	0
2009	New England	1	0	1	3	3.0	3	0	0	0	0.0	0	0
2013	New Orleans	2	2	2	27	13.5	27	0	0	0	0.0	0	0
Totals		11	9	21	222	10.6	63t	3	0	0	0.0	0	0



21

DEFENSIVE BACK
5-10 | 185

LARDARIUS WEBB

COLLEGE: NICHOLLS STATE HS: BEAUREGARD (OPELIKA, AL)

BORN: 10/12/85, OPELIKA, AL

EXP. (NFL/RAVENS): 9/9 GP/GS (PLAYOFFS): 127/85 (6/4)



TOGETHER

— KEY TRANSACTIONS —

- Re-signed with Baltimore on 4/10/17 after being released by the team on 3/10/17
- Re-signed with the Ravens on 4/6/12
- Originally selected by the Ravens in the third round (88th overall) of the 2009 NFL Draft

— HONORS —

- *USA Today's* All-Joe Team (players critical to their team who don't receive the Pro Bowl nod) in 2011 and 2013
- Earned the team's Ed Block Courage Award in 2014 after returning from an ACL injury

— CAREER HIGHLIGHTS —

- Made the transition from CB to safety in 2016 and produced 73 tackles (59 solo), 5 PD and 1 sack (-10 yards) for the league's seventh-ranked unit (322.1 ypg)
- Since his team-leading and then-career-high 20 PD in 2011 (tied for fourth most in the NFL), Webb ranks No. 9 (tied, Casey Hayward) in the league with 76 pass breakups
- Posted a career-high 5 INTs (tied for third in the AFC and eighth in the NFL) in 2011
- Recorded a team- and career-high 22 PD, which tied (Alterraun Verner) for the NFL's most in 2013
- Tallied a career-high 6 PD vs. Cin. (11/10/13)
- Scored his first-career PR-TD on a career-long 68-yard return at Cle. (12/4/11)
- Scored his first-career INT-TD on a 73-yard return vs. NYJ (10/2/11)
- Recorded 35 KORs for 918 yards (26.2 avg.), including a 95-yard TD, in 2009

— PERSONAL —

- Cousin, Mitch Richmond, was a 15-year NBA veteran, who scored over 20,000 career points
- Founded the Lardarius Webb Foundation, which focuses on providing aid to underprivileged children and their families in Webb's hometown of Opelika, AL, and the Baltimore community

— 2017 SEASON HIGHLIGHTS —

- Recorded 37 tackles (35 solo), 4 PD, 2 INTs, 2 sacks and 1 FF for a unit that led the league in both takeaways (34) and interceptions (22)
- Registered 5 solo tackles for a defense that posted a shutout and allowed a season-low 196 yards in a 40-0 win vs. Mia. (10/26)
- Sacked QB Mitchell Trubisky, forcing a fumble (which LB C.J. Mosley recovered) and recorded 3 tackles vs. Chi. (10/15)
- Posted 4 tackles (all solo) for a defense that produced 3 sacks and held the Raiders to 245 total yards in the 30-17 victory at Oak. (10/8)
- Totaled 3 solo stops, including a sack of QB Ben Roethlisberger for an 8-yard loss, vs. Pit. (10/1)
- Intercepted QB DeShone Kizer in the end zone, preventing a TD and totaled 4 solo tackles and 2 PD for a unit that forced 5 turnovers (4 INTs and 1 FR) in a 24-10 win vs. Cle. (9/17)...It marked the first time the Ravens have registered 5 turnovers in back-to-back games in franchise history
- Recorded 3 tackles and registered 1 INT off of an OLB Terrell Suggs PD for a defense that forced 5 turnovers (4 INTs and 1 FR) and posted the 11th shutout in franchise history in the 20-0, season-opening victory at Cin. (9/10)

2017

GAME-BY-GAME DEFENSE

RAVENS

Date/Opp.	TT	Solo	Asst.	Sacks	INT	PD	FF	FR
9/10 @ Cin.	3	3	0	0-0	1-10	1	0	0
9/17 vs. Cle.	4	4	0	0-0	1-0	2	0	0
9/24 @ Jax.	3	3	0	0-0	0-0	0	0	0
10/1 vs. Pit.	3	3	0	1-8	0-0	0	0	0
10/8 @ Oak.	4	4	0	0-0	0-0	0	0	0
10/15 vs. Chi.	3	3	0	1-5	0-0	0	1	0
10/22 @ Min.	4	3	1	0-0	0-0	1	0	0
10/26 vs. Mia.	5	5	0	0-0	0-0	0	0	0
11/5 @ Ten.	0	0	0	0-0	0-0	0	0	0
11/19 @ GB	3	2	1	0-0	0-0	0	0	0
11/27 vs. Hou.	1	1	0	0-0	0-0	0	0	0
12/3 vs. Det.	2	2	0	0-0	0-0	0	0	0
12/10 @ Pit.	1	1	0	0-0	0-0	0	0	0
12/17 @ Cle.	1	1	0	0-0	0-0	0	0	0
12/23 vs. Ind.	0	0	0	0-0	0-0	0	0	0
12/31 vs. Cin.	0	0	0	0-0	0-0	0	0	0
Totals	37	35	2	2-13	2-10	4	1	0



21 LARDARIUS WEBB

REGULAR SEASON

Year	Team	GP	GS	TACKLES			SACKS		INTERCEPTIONS					FUMBLES		
				TT	Solo	Asst.	No.	Yards	No.	Yards	LG	TD	PD	FF	FR	Yards
2009	Baltimore	14	4	36	25	11	1.0	4.0	0	0	0	0	6	0	0	0
2010	Baltimore	15	0	60	56	4	0.0	0.0	2	32	32	0	11	0	1	0
2011	Baltimore	16	15	68	55	13	1.0	5.5	*5	*81	73t	1	*20	1	0	0
2012	Baltimore	6	6	25	24	1	0.0	0.0	1	8	8	0	6	1	1	0
2013	Baltimore	16	16	74	*63	11	0.0	0.0	2	19	19	0	*22	0	0	0
2014	Baltimore	13	11	46	36	10	0.0	0.0	1	0	0	0	8	0	0	0
2015	Baltimore	15	15	54	48	6	0.0	0.0	1	3	3	0	*11	0	0	0
2016	Baltimore	16	16	73	59	14	1.0	10.0	1	0	0	0	5	0	0	0
2017	Baltimore	16	2	37	35	2	2.0	13.0	2	10	10	0	4	1	0	0
Totals		127	85	473	401	72	5.0	32.5	15	153	73t	1	93	3	2	0

*LED TEAM

SPECIAL TEAMS TACKLES (14): 2009 (11); 2014 (1); 2017 (2)

CAREER SINGLE-GAME HIGHS (REGULAR SEASON)

Total Tackles:

11 (9/11/11 vs. Pit.)

Solo Tackles:

9 3 times (last: 9/18/11 at Ten.)

Sacks:

1 5 times (last: 10/15/17 vs. Chi.)

INTs:

1 15 times (last: 9/17/17 vs. Cle.)

Passes Defended:

6 (11/10/13 vs. Cin.)

Forced Fumbles:

1 3 times (last: 10/15/17 vs. Oak.)

Fumble Recoveries:

1 2 times (last: 9/10/12 vs. Cin.)

REGULAR SEASON

Year	Team	GP	GS	KICKOFF RETURNS					PUNT RETURNS					
				No.	Yards	Avg.	LG	TD	No.	FC	Yards	Avg.	LG	TD
2009	Baltimore	14	4	35	918	26.2	95t	1	0	0	-1	-1.0	-1	0
2010	Baltimore	15	0	0	0	0.0	0	0	21	12	199	9.5	35	0
2011	Baltimore	16	15	2	59	29.5	37	0	30	20	301	10.0	68t	1
2012	Baltimore	6	6	0	0	0.0	0	0	1	5	9	9.0	9	0
2013	Baltimore	16	16	0	0	0.0	0	0	1	7	13	13.0	13	0
2014	Baltimore	13	11	0	0	0.0	0	0	0	5	0	0.0	0	0
2015	Baltimore	15	15	0	0	0.0	0	0	2	3	16	8.0	9	0
2016	Baltimore	16	16	1	8	8.0	8	0	2	3	3	1.5	3	0
2017	Baltimore	16	2	0	0	0.0	0	0	2	8	7	3.5	7	0
Totals		127	85	38	985	25.9	95t	1	59	63	547	9.3	68t	1

POSTSEASON

Year	Team	GP	GS	TACKLES			SACKS		INTERCEPTIONS					FUMBLES			
				TT	Solo	Asst.	No.	Yards	No.	Yards	LG	TD	PD	FF	FR	Yards	
2009	Baltimore	--	--	INJURED RESERVE - KNEE			--	--	--	--	--	--	--	--	--	--	--
2010	Baltimore	2	0	5	5	0	0.0	0.0	0	0	0	0	0	0	0	0	0
2011	Baltimore	2	2	10	8	2	0.0	0.0	3	1	1	0	5	0	0	0	0
2012	Baltimore	--	--	INJURED RESERVE - KNEE			--	--	--	--	--	--	--	--	--	--	--
2014	Baltimore	2	2	9	8	1	0.0	0.0	0	0	0	0	0	0	0	0	0
Totals		6	4	24	21	3	0.0	0.0	3	1	1	0	5	0	0	0	

2017

GAME-BY-GAME RETURNS

Date/Opp.	KICKOFF RETURNS					PUNT RETURNS					
	No.	Yds.	Avg.	LG	TD	No.	FC	Yds.	Avg.	LG	TD
9/10 @ Cin.	0	0	0.0	0	0	0	0	0	0.0	0	0
9/17 vs. Cle.	0	0	0.0	0	0	0	1	0	0.0	0	0
9/24 @ Jax.	0	0	0.0	0	0	0	0	0	0.0	0	0
10/1 vs. Pit.	0	0	0.0	0	0	0	0	0	0.0	0	0
10/8 @ Oak.	0	0	0.0	0	0	0	0	0	0.0	0	0
10/15 vs. Chi.	0	0	0.0	0	0	0	1	0	0.0	0	0
10/22 @ Min.	0	0	0.0	0	0	0	0	0	0.0	0	0
10/26 vs. Mia.	0	0	0.0	0	0	2	3	7	3.5	7	0
11/5 @ Ten.	0	0	0.0	0	0	0	1	0	0.0	0	0
11/19 @ GB	0	0	0.0	0	0	0	0	0	0.0	0	0
11/27 vs. Hou.	0	0	0.0	0	0	0	2	0	0.0	0	0
12/3 vs. Det.	0	0	0.0	0	0	0	0	0	0.0	0	0
12/10 @ Pit.	0	0	0.0	0	0	0	0	0	0.0	0	0
12/17 @ Cle.	0	0	0.0	0	0	0	0	0	0.0	0	0
12/23 vs. Ind.	0	0	0.0	0	0	0	0	0	0.0	0	0
12/31 vs. Cin.	0	0	0.0	0	0	0	0	0	0.0	0	0
Totals	0	0	0.0	0	0	2	8	7	3.5	7	0



32

SAFETY
5-11 | 200



ERIC WEDDLE

COLLEGE: UTAH HS: ALTA LOMA (CA)

BORN: 1/4/85, FONTANA, CA

EXP. (NFL/RAVENS): 11/2 GP/GS (PLAYOFFS): 169/154 (8/5)



TOGETHER

— KEY TRANSACTIONS —

- Signed with the Ravens as a free agent on 3/16/16
- Re-signed with the Chargers on 7/29/11
- Originally selected by San Diego in the second round (37th overall) of the 2007 NFL Draft

— HONORS —

- Five-time Pro Bowler (2011, 2013-14, 2016-17)
- *Associated Press* first-team All-Pro (2011, 2014)
- *Associated Press* second-team All-Pro (2010, 2012-13)
- *The Sporting News* first-team All-Pro (2011, 2014)
- PFWA All-NFL (2014)
- PFWA All-AFC (2013-14, 2017)
- PFW/PFWA first-team All-Pro (2011-12, 2014)
- *Sports Illustrated* first-team All-Pro (2011)
- *CBSSports.com* first-team All-Pro (2012)
- AFC Defensive Player of the Week (Week 13, 2017)
- Chargers Defensive Player of the Year (2011, 2013-14)
- Chargers Most Valuable Player (2012)

— CAREER HIGHLIGHTS —

- Owns 965 tackles (745 solo), 29 INTs (4 returned for TDs), 91 PD, 8.5 sacks (-43.5 yards), 8 FFs and 4 FRs
- His 29-career INTs rank third among active safeties
- Has posted 10 INTs since joining the Ravens in 2016, ranking as the NFL's most among safeties
- Is the only active NFL safety with at least 900 tackles, 25 INTs & 5 sacks in a career
- In 2016, Weddle was one of three NFL safeties (Landon Collins & Kurt Coleman) with at least 4 INTs and 1 sack
- Shared the NFL lead (Kyle Arrington and Charles Woodson) with a career-high 7 INTs in 2011
- Posted a team- and career-high 125 tackles in 2008
- Scored on a FR, returning it a Chargers' franchise-record 86 yards, vs. Atl. (11/30/08)

— PERSONAL —

- Married his high school sweetheart, Chanel, in July 2005, and the couple have four children: Brooklyn, Silver, Gaige and Kamri...Chanel surprised Eric with the news that she was pregnant with Brooklyn on the day he was drafted...Chanel played soccer at Utah State
- Frequently plays basketball and golf and enjoys movie nights and bowling with his family...Hit his first-ever hole-in-one in Jan. 2014 and has a single-digit handicap

— 2017 SEASON HIGHLIGHTS —

- Earned his fifth Pro Bowl nod after registering 63 tackles, 8 PD, 2 FFs, 1 FR and a team-leading 6 INTs, which tied for third in the NFL (A.J. Bouye)
- Started all 16 games for a unit that led the league in both takeaways (34) and interceptions (22) and finished ranked 12th overall (325.1 ypg)
- Registered his sixth INT of the season and 10th of his Ravens career for a defense that produced 4 takeaways and held the Browns to 146 passing yards in a 27-10 win at Cle. (12/17)
- Posted 3 tackles and contributed to 2 Ravens' takeaways, earning 1 FF on a sack and returning an INT 45 yards for a TD, in the 44-20 win vs. Det. (12/3)...Earned his first-career AFC Defensive Player of the Week honors for his performance
- Produced his team-leading fourth INT of the season and added 4 tackles for a defense that forced 5 turnovers, registered 6 sacks and posted its third shutout of the season in a 23-0 win at GB (11/19)...It marked just the third time in franchise history the Ravens recorded 6 sacks and forced 5 turnovers
- Returned a QB Marcus Mariota INT 22 yards and posted 4 solo tackles at Ten. (11/5)
- Posted 5 tackles and 1 FF (which DT Michael Pierce recovered) vs. Chi. (10/15)
- Tallied a team-high 8 tackles and produced the 25th interception of his career on the first drive of the second half vs. Pit. (10/1)
- Posted 4 stops and 1 INT for a unit that forced 5 turnovers (4 INTs and 1 FR) for the second-consecutive game in a 24-10 win vs. Cle. (9/17)...It marked the first time the Ravens have registered 5 turnovers in back-to-back games in franchise history

2017

GAME-BY-GAME DEFENSE

RAVENS

Date/Opp.	TT	Solo	Asst.	Sacks	INT	PD	FF	FR
9/10 @ Cin.	2	1	1	0-0	0-0	0	0	0
9/17 vs. Cle.	4	4	0	0-0	1-2	1	0	0
9/24 @ Jax.	4	4	0	0-0	0-0	0	0	0
10/1 vs. Pit.	8	4	4	0-0	1-0	2	0	0
10/8 @ Oak.	7	4	3	0-0	0-0	1	0	0
10/15 vs. Chi.	5	5	0	0-0	0-0	0	1	0
10/22 @ Min.	3	2	1	0-0	0-0	0	0	0
10/26 vs. Mia.	3	3	0	0-0	0-0	0	0	0
11/5 @ Ten.	4	4	0	0-0	1-22	1	0	0
11/19 @ GB	4	4	0	0-0	1-3	1	0	0
11/27 vs. Hou.	5	5	0	0-0	0-0	0	0	0
12/3 vs. Det.	3	2	1	1-7	1-45t	1	1	0
12/10 @ Pit.	6	3	3	0-0	0-0	0	0	0
12/17 @ Cle.	2	1	1	0-0	1-13	1	0	0
12/23 vs. Ind.	2	2	0	0-0	0-0	0	0	0
12/31 vs. Cin.	1	1	0	0-0	0-0	0	0	1
Totals	63	49	14	1-7	6-85	8	2	1



32 ERIC WEDDLE

REGULAR SEASON

Year	Team	GP	GS	TACKLES			SACKS		INTERCEPTIONS					FUMBLES		
				TT	Solo	Asst.	No.	Yards	No.	Yards	LG	TD	PD	FF	FR	Yards
2007	San Diego	15	0	48	37	11	1.0	5.0	1	0	0	0	6	0	0	0
2008	San Diego	16	16	*125	*103	22	1.0	3.0	1	3	3	0	5	0	1	^86
2009	San Diego	13	13	82	68	14	1.5	9.5	2	*44	*31t	*1	7	0	0	0
2010	San Diego	16	16	95	79	*16	0.5	4.0	2	*64	*41t	*1	10	0	0	0
2011	San Diego	16	16	84	66	18	0.0	0.0	**7	*89	26	0	11	0	0	0
2012	San Diego	16	16	*97	*83	14	1.0	0.0	*3	52	23t	1	8	*2	0	0
2013	San Diego	16	16	*103	*78	*25	1.0	6.0	*2	21	21	0	*9	*1	*2	27
2014	San Diego	16	16	*104	*82	22	0.0	0.0	1	17	17	0	8	*2	0	0
2015	San Diego	13	13	75	52	*23	0.5	4.0	0	0	0	0	6	0	*1	0
2016	Baltimore	16	16	89	48	41	1.0	5.0	*4	*92	*53	0	*13	1	0	0
2017	Baltimore	16	16	63	49	14	1.0	7.0	*6	*85	45t	*1	8	2	0	0
Totals		169	154	965	745	220	8.5	43.5	29	467	53	4	91	8	4	113

*LED TEAM

**LED NFL

^CHARGERS FRANCHISE RECORD

SPECIAL TEAMS TACKLES (38): 2007 (6); 2008 (2); 2010 (1); 2011 (4); 2013 (12); 2014 (10); 2015 (3)

CAREER SINGLE-GAME HIGHS (REGULAR SEASON)

Total Tackles:

16 (12/26/10 at Cin.)

Solo Tackles:

11 2 times (last: 12/26/10 at Cin.)

Sacks:

1 7 times (last: 12/3/17 vs. Det.)

INTs:

2 (10/31/11 at KC)

Passes Defensed:

3 (12/6/15 vs. Den.)

Forced Fumbles:

1 8 times (last: 12/3/17 vs. Det.)

Fumble Recoveries:

1 4 times (last: 11/9/15 vs. Chi.)

POSTSEASON

Year	Team	GP	GS	TACKLES			SACKS		INTERCEPTIONS					FUMBLES		
				TT	Solo	Asst.	No.	Yards	No.	Yards	LG	TD	PD	FF	FR	Yards
2007	San Diego	3	0	12	7	5	0.0	0.0	1	0	0	0	1	0	0	0
2008	San Diego	2	2	18	15	3	1.0	4.0	0	0	0	0	3	0	0	0
2009	San Diego	1	1	8	8	0	1.0	7.0	0	0	0	0	0	0	0	0
2013	San Diego	2	2	10	6	4	0.0	0.0	0	0	0	0	1	0	0	0
Totals		8	5	48	36	12	2.0	11.0	1	0	0	0	5	0	0	0

THE SECONDARY'S SERGEANT

A five-time Pro Bowler (including two as a Raven), **S Eric Weddle's** 29-career INTs rank third among active safeties. In his first year (2016) as a Raven, he produced a team-high 4 picks (tied, C.J. Mosley) and 89 tackles. In 2017, he posted 6 INTs (including 1 "pick-6"), ranking as a team best and tying (A.J. Bouye) for third overall in the NFL.

NFL INTERCEPTIONS LEADERS / ACTIVE NFL SAFETIES

Rk.	Player (Team)	INTs	Yards	TDs
1.	DeAngelo Hall (Was.)	43	838	5
2.	Reggie Nelson (Oak.)	36	486	1
3.	Eric Weddle (Bal.)	29	467	4
4.	Mike Adams (Car.)	27	326	2

32 WEDDLE

11 SEASONS

5 PRO BOWLS

5-11, 200

SAFETY



INTERCEPTIONS LEADERS / SAFETIES / SINCE 2016

Rk.	Player (Team)	INTs	Yards	TDs
1.	Eric Weddle (Bal.)	10	177	1
2.	Kevin Byard (Ten.)	8	130	0
	Ha Ha Clinton-Dix (GB)	8	80	0
	Micah Hyde (Buf.)	8	75	0
5.	Three Players	7	n/a	n/a



Active NFL Safety
(Weddle) w/ at least
900 tackles, 25 INTs & 5 sacks



Active NFL Safeties
(Weddle, D. Hall & R. Nelson)
w/ 25 INTs & 85 PD



INTs in 2017
Ranked Third in NFL
(tied, A.J. Bouye)

Weddle earned his first-ever AFC Defensive Player of the Week honor for his performance in 2017's Week 13 win over Detroit. In the game, he tallied 3 tackles, 1 strip-sack and a 45-yard interception return for a touchdown, leading the Ravens to a 44-20 victory.

28

RUNNING BACK
5-10 | 225



TERRANCE WEST

COLLEGE: TOWSON HS: NORTHWESTERN (BALTIMORE, MD)

BORN: 1/28/91, FORT LAUDERDALE, FL

EXP. (NFL/RAVENS): 4/3 GP/GS (PLAYOFFS): 44/23 (0/0)



TOGETHER

— KEY TRANSACTIONS —

- Re-signed with Baltimore as a restricted free agent on 5/9/17
- Elevated to the Ravens' 53-man roster on 11/18/15
- Signed to Baltimore's practice squad on 11/10/15
- Released by Tennessee on 11/7/15
- Traded by Cleveland to Tennessee on 9/6/15
- Originally selected by Cleveland in the third round (94th overall) of the 2014 NFL Draft

— CAREER HIGHLIGHTS —

- In 2016, posted career and team highs in rushing yards (774), carries (193) and rushing TDs (5)...Also tallied a career-high 236 receiving yards and 1 TD on 34 receptions
- Recorded a career-high rushing 2 TDs, gaining 87 yards on 23 attempts (3.8 avg.), and career highs in receptions (4) and receiving yards (36) at NYG (10/16/16)
- Carried the ball 21 times for a career-high 113 yards (5.4 avg.), marking his second-career 100-yard rushing game vs. Oak. (10/2/16)
- In 2014, led the Browns with 171 carries and 673 rushing yards (fourth among NFL rookies), adding 4 TDs
- Rushed for a career-high 100 yards on 16 carries (6.3 avg.) at Pit. on 9/7/14, becoming the first rookie in Browns history to reach the century mark in an NFL debut since Larry Mason (1987)
- While with the Browns in 2014, paired with RB Isaiah Crowell (607) to become the NFL's first rookie duo since 1967 to each gain 600 rushing yards in a season

— PERSONAL —

- Was the leading scorer on his conference championship basketball team at Baltimore's Northwestern HS
- Owns a clothing line called B.W.I., which stands for 'Balling With Intentions' and is also a reference to Baltimore and the BWI Airport

— 2017 SEASON HIGHLIGHTS —

- Rushed for 138 yards and 2 TDs on 39 attempts, helping the Ravens produce the NFL's ninth-ranked scoring attack (24.7 ppg)
- Missed four games earlier in the season with a calf injury
- Started at RB and gained 17 yards on 2 carries (8.5 avg.) before leaving with a calf injury during Baltimore's opening drive of the 30-17 victory at Oak. (10/8)
- Scored Baltimore's first TD on a 4-yard run, totaling 8 carries for 22 yards and 2 catches for 23 yards in a 24-10 win vs. Cle. (9/17)
- Rushed for a team-high 80 yards and 1 TD on 19 carries in the 20-0 season-opening victory at Cin. (9/10)

2017

GAME-BY-GAME OFFENSE

RAVENS Date/Opp.	RUSHING					RECEIVING				
	No.	Yds.	Avg.	LG	TD	No.	Yds.	Avg.	LG	TD
9/10 at Cin.	19	80	4.2	11	1	0	0	0.0	0	0
9/17 vs. Cle.	8	22	2.8	12	1	2	23	11.5	15	0
9/24 @ Jax.	6	26	4.3	10	0	0	0	0.0	0	0
10/1 vs. Pit.	4	-7	-1.8	5	0	0	0	0.0	0	0
10/8 @ Oak.	2	17	8.5	13	0	0	0	0.0	0	0
10/15 vs. Chi.	INACTIVE - CALF									
10/22 @ Min.	INACTIVE - CALF									
10/26 vs. Mia.	INACTIVE - CALF									
11/5 @ Ten.	INACTIVE - CALF									
11/19 @ GB	INACTIVE									
11/27 vs. Hou.	INACTIVE									
12/3 vs. Det.	INACTIVE									
12/10 @ Pit.	INACTIVE									
12/17 @ Cle.	INACTIVE									
12/23 vs. Ind.	0	0	0.0	0	0	0	0	0.0	0	0
12/31 vs. Cin.	INACTIVE									
Totals	39	138	3.5	13	2	2	23	11.5	15	0



28 TERRANCE WEST

REGULAR SEASON

Year	Team	GP	GS	RUSHING					RECEIVING				
				No.	Yards	Avg.	LG	TD	No.	Yards	Avg.	LG	TD
2014	Cleveland	14	6	171	673	3.9	36	4	11	64	5.8	11	1
2015	Ten./Bal. [^]	8	0	62	231	3.7	17	0	4	21	5.3	8	0
2016	Baltimore	16	13	*193	*774	4.0	*41	*5	34	236	6.9	17	1
2017	Baltimore	6	4	39	138	3.5	13	2	2	23	11.5	15	0
Totals		44	23	465	1,816	3.9	41	11	51	344	6.7	17	2

*LED TEAM

[^]PLAYED THE FIRST 2 GAMES OF THE 2015 SEASON WITH TEN.

CAREER SINGLE-GAME HIGHS (REGULAR SEASON)

RUSHING

Carries:

26 (11/6/14 at Cin.)

Yardage:

113 (10/2/16 vs. Oak)

Long Gain:

41 (12/18/16 vs. Phi.)

Touchdowns:

2 (10/16/16 at NYG)

RECEIVING

Receptions:

4 3 times (last: 12/18/16 vs. Phi.)

Yardage:

45 (12/18/16 vs. Phi.)

Long Gain:

17 (12/18/16 vs. Phi.)

Touchdowns:

1 2 times (last: 12/4/16 vs. Mia.)

100-yard Rushing Games: 2 (last: 113 yards, 10/2/16 vs. Oak)



98

DEFENSIVE TACKLE
6-1 | 340



BRANDON WILLIAMS

COLLEGE: MISSOURI SOUTHERN STATE HS: ROCKWOOD SUMMIT (MO)
BORN: 2/21/89, ST. LOUIS, MO
EXP. (NFL/RAVENS): 5/5 GP/GS (PLAYOFFS): 67/58 (2/2)



TOGETHER

— KEY TRANSACTIONS —

- Re-signed (UFA) with the Ravens on 3/13/17
- Selected by the Ravens in the third round (94th overall) of the 2013 NFL Draft

— CAREER HIGHLIGHTS —

- Scored his first-career TD on a fumble recovery in a 27-10 win at Cle. (12/17/17)
- In 2016, anchored the league's fifth-ranked rush defense (89.4 ypg), recording 51 tackles (34 solo), 1 sack and 1 PD...Williams' 51 total tackles ranked third most among NFL nose tackles
- Produced a career-high 8 tackles (5 solo), including 2 TFL and 1 sack at NYJ (10/23/16)...Also blocked a FG for the first time in his career with 3:09 remaining in the fourth quarter
- In 2015, Williams set career highs in tackles (53), solo stops (35), sacks (2) and PD (2), adding 1 FF, for the NFL's eighth-ranked defense (337.4 ypg), which finished No. 2 overall (291.1 ypg) and No. 1 vs. the pass (183.3 ypg) over the season's final eight games
- In 2015, Williams, Jurrell Casey, Kawann Short & Ndamukong Suh were the NFL's only DTs with at least 30 solo tackles, 2 sacks & 2 PD on the season
- Recorded his first-career sack (-5 yards) at Pit. (10/20/13) and his first-career tackle at Mia. (10/6/13)
- Posted a FR, which later led to a Ravens' TD, in his NFL debut at Buf. (9/29/13)

— PERSONAL —

- Brandon and wife, Alyssa, have two sons, Ryder (5) and Nash (1)
- Is a talented singer who enjoys listening to and singing all types of music
- Considered one of the team's best singers and dancers, particularly known for his "Carlton Dance"

— 2017 SEASON HIGHLIGHTS —

- Posted 30 tackles, 2 PD and 1 FR (which he returned for a TD) for a unit that led the league in both takeaways (34) and INTs (22) and finished ranked 12th overall (325.1 ypg)
- Scored his first-career TD, recovering a fumble on the 1-yard line following a strip-sack by OLB Za'Darius Smith, for a defense that produced 4 takeaways in a 27-10 win at Cle. (12/17)
- Totaled 4 tackles for a defense that produced 3 turnovers and permitted just 66 rushing yards in a 23-16 win vs. Hou. (11/27)
- Produced 4 tackles (including a game-high 3 for loss), helping anchor a defense that posted a shutout and allowed a season-low 196 yards in a 40-0 win vs. Mia. (10/26)
- In his first game returning from a foot injury, produced 5 tackles (all solo) and 1 PD at Min. (10/22)
- Inactive (foot) in games 3-6
- Registered 3 stops for a unit that forced 5 turnovers (4 INTs and 1 FR) for the second consecutive game in a 24-10 win vs. Cle. (9/17)...Left the game in the third quarter with a foot injury and did not return



WILLIAMS ANCHORS RUN "D"

DT Brandon Williams continued to be a powerful force in the trenches, even though he missed Weeks 3-6 (four games) with a toe injury. During that time, Baltimore struggled to stop the run. Over the final nine games, however, with Williams at full strength, the Ravens were stout battling opposing ground games.

RUSHING YPG ALLOWED (Weeks 8-17 / Last 9 Games)

1. Arizona Cardinals 77.0
2. Tennessee Titans 79.9
3. Baltimore Ravens . . . 84.8
4. Philadelphia Eagles . . . 88.7

10-YARD+ RUNS ALLOWED (Weeks 8-17 / Last 9 Games)

1. Minnesota Vikings 13
2. Arizona/Tennessee 16
4. New York Jets 17
5. Baltimore Ravens 18



Ravens Opp. Rush Avg. w/ Williams as a Starter (NFL's 5th best since '14)



Ravens 2017 Run "D" Ranking Weeks 8-17 (84.8 Rush YPG Allowed)



98 BRANDON WILLIAMS

2017

GAME-BY-GAME DEFENSE

RAVENS

Date/Opp.	TT	Solo	Asst.	Sacks	INT	PD	FF	FR
9/10 @ Cin.	1	0	1	0-0	0-0	0	0	0
9/17 vs. Cle.	3	1	2	0-0	0-0	0	0	0
9/24 @ Jax.				INACTIVE - FOOT				
10/1 vs. Pit.				INACTIVE - FOOT				
10/8 @ Oak.				INACTIVE - FOOT				
10/15 vs. Chi.				INACTIVE - FOOT				
10/22 @ Min.	5	5	0	0-0	0-0	1	0	0
10/26 vs. Mia.	4	4	0	0-0	0-0	0	0	0
11/5 @ Ten.	3	3	0	0-0	0-0	0	0	0
11/19 @ GB	0	0	0	0-0	0-0	0	0	0
11/27 vs. Hou.	4	2	2	0-0	0-0	0	0	0
12/3 vs. Det.	2	0	2	0-0	0-0	0	0	0
12/10 @ Pit.	1	0	1	0-0	0-0	0	0	0
12/17 @ Cle.	0	0	0	0-0	0-0	0	0	1*
12/23 vs. Ind.	1	0	1	0-0	0-0	0	0	0
12/31 vs. Cin.	6	3	3	0-0	0-0	1	0	0
Totals	30	18	12	0-0	0-0	2	0	1*

*Returned fumble 1 yard for a TD

REGULAR SEASON

Year	Team	GP	GS	TACKLES			SACKS		INTERCEPTIONS					FUMBLES				
				TT	Solo	Asst.	No.	Yards	No.	Yards	LG	TD	PD	FF	FR	Yards		
2013	Baltimore	7	0	6	3	3	1.0	5.0	0	0	0	0	0	0	0	0	1	0
2014	Baltimore	16	14	48	25	23	0.5	4.5	0	0	0	0	0	0	2	1	0	0
2015	Baltimore	16	16	53	35	18	2.0	19.0	0	0	0	0	2	1	0	0	0	0
2016	Baltimore	16	16	51	34	17	1.0	3.0	0	0	0	0	1	0	0	0	0	0
2017	Baltimore	12	12	30	18	12	0.0	0.0	0	0	0	0	2	0	1	1	0	0
Totals		67	58	188	115	73	4.5	31.5	0	0	0	0	5	3	3	0	0	0

CAREER SINGLE-GAME HIGHS (REGULAR SEASON)

Total Tackles:

8 3 times (last: 11/20/16 at Dal.)

Solo Tackles:

6 2 times (last: 12/18/16 vs. Phi.)

Sacks:

1 4 times (last: 10/23/16 at NYJ)

INTs:

None

Passes Defensed:

1 5 times (last: 12/31/17 vs. Cin.)

Forced Fumbles:

1 3 times (last: 11/22/15 vs. STL)

Fumble Recoveries:

1 3 times (last: 12/17/17 at Cle.)

Additional Statistics: Returned a fumble 1 yard for a TD at Cle. (12/17/17)...Blocked a FGA at NYJ (10/23/16)

POSTSEASON

Year	Team	GP	GS	TACKLES			SACKS		INTERCEPTIONS					FUMBLES				
				TT	Solo	Asst.	No.	Yards	No.	Yards	LG	TD	PD	FF	FR	Yards		
2014	Baltimore	2	2	7	5	2	1.0	9.0	0	0	0	0	0	0	0	0	0	0
Totals		2	2	7	5	2	1.0	9.0	0	0	0	0	0	0	0	0	0	0



87

TIGHT END
6-4 | 257



MAXX WILLIAMS

COLLEGE: MINNESOTA HS: WACONIA (MN)

BORN: 4/12/94, WACONIA, MN

EXP. (NFL/RAVENS): 3/3 GP/GS (PLAYOFFS): 29/15 (0/0)



TOGETHER

— KEY TRANSACTIONS —

- Placed on Injured Reserve (knee) on 10/7/16
- Selected by the Ravens in the second round (55th overall) of the 2015 NFL Draft...Declared for the 2015 NFL Draft after his redshirt sophomore season

— CAREER HIGHLIGHTS —

- In 2015, broke rookie franchise records for receptions (32) and receiving yards (268) by a tight end for the NFL's No. 8 passing attack (266.9 ypg), which gained a single-season franchise-record 4,271 net passing yards

— PERSONAL —

- Father, Brian, lettered at Minnesota from 1986-88 and was then drafted by and played for the New York Giants (O-line) from 1989-99
- Grandfather, Bob, was an All-American QB at Notre Dame...He was selected No. 2 overall by the Bears in the 1951 draft and went on to play three seasons (1951-52 and 1955) for Chicago...A graduate of Loyola Blakefield (Towson, MD) HS in 1949, Bob was inducted into the College Football Hall of Fame in 1988
- Maxx's mother, Rochelle, played volleyball at Minnesota from 1984-87 and received the Big Ten Medal of Honor in 1988...His uncle, Ron, played football for the Gophers and played two seasons of professional football for Barcelona in the World League of American Football

— 2017 SEASON HIGHLIGHTS —

- Caught 15 passes for 86 yards and 1 TD, helping the Ravens produce the NFL's ninth-ranked scoring attack (24.7 ppg)... Over the last nine games of the season, Baltimore averaged the league's second-most points per contest (29.4)
- Registered the second TD of his career on a 4-yard reception in the 23-16 victory vs. Ind. (12/23)
- Caught 1 pass for 6 yards before leaving in the second quarter with an ankle injury vs. Chi. (10/15)
- Inactive (ankle) in the Ravens' last three games
- Produced 21 receiving yards on 4 receptions in the 24-10 win vs. Cle. (9/17)
- Notched 1 catch for 5 yards in the Ravens' 20-0, season-opening victory at Cin. (9/10)

2017

GAME-BY-GAME OFFENSE

RAVENS Date/Opp.	RECEIVING					RUSHING				
	No.	Yds.	Avg.	LG	TD	No.	Yds.	Avg.	LG	TD
9/10 @ Cin.	1	5	5.0	5	0	0	0	0.0	0	0
9/17 vs. Cle.	4	21	5.3	13	0	1	2	2.0	2	0
9/24 @ Jax.	INACTIVE - ANKLE					--	--	--	--	--
10/1 vs. Pit.	INACTIVE - ANKLE					--	--	--	--	--
10/8 @ Oak.	INACTIVE - ANKLE					--	--	--	--	--
10/15 vs. Chi.	1	6	6.0	6	0	0	0	0.0	0	0
10/22 @ Min.	INACTIVE - ANKLE					--	--	--	--	--
10/26 vs. Mia.	INACTIVE - ANKLE					--	--	--	--	--
11/5 @ Ten.	3	29	9.7	17	0	0	0	0.0	0	0
11/19 @ GB	2	6	3.0	4	0	0	0	0.0	0	0
11/27 vs. Hou.	1	12	12.0	12	0	0	0	0.0	0	0
12/3 vs. Det.	1	1	1.0	1	0	0	0	0.0	0	0
12/10 @ Pit.	0	0	0.0	0	0	0	0	0.0	0	0
12/17 @ Cle.	0	0	0.0	0	0	1	4	4.0	4	0
12/23 vs. Ind.	2	6	3.0	4t	1	0	0	0.0	0	0
12/31 vs. Cin.	0	0	0.0	0	0	0	0	0.0	0	0
Totals	15	86	5.7	17	1	2	6	3.0	4	0

REGULAR SEASON

Year	Team	GP	GS	RECEIVING					RUSHING				
				No.	Yards	Avg.	LG	TD	No.	Yards	Avg.	LG	TD
2015	Baltimore	14	7	32	268	8.4	28	1	0	0	0.0	0	0
2016	Baltimore	4	0	0	0	0.0	0	0	0	0	0.0	0	0
2017	Baltimore	11	8	15	86	5.7	17	1	2	6	3.0	4	0
Totals		29	15	47	354	7.5	28	2	2	6	3.0	4	0

CAREER SINGLE-GAME HIGHS (REGULAR SEASON)

RECEIVING

Receptions: 6 (1/3/16 at Cin.)
 Yardage: 53 (1/3/16 at Cin.)
 Long Gain: 28 (9/27/15 vs. Cin.)
 Touchdowns: 1 2 times (last: 12/23/17 vs. Ind.)

RUSHING

Carries: 1 2 times (last: 12/17/17 at Cle.)
 Yardage: (12/17/17 at Cle.)
 Long Gain: 4 (12/17/17 at Cle.)
 Touchdowns: None

Additional Statistics: Recorded 1 KOR for 6 yards at Cle. (11/30/15)



56

OUTSIDE LINEBACKER
6-3 | 260



TIM WILLIAMS

COLLEGE: ALABAMA HS: UNIVERSITY LAB (BATON ROUGE, LA)
BORN: 11/12/93, BATON ROUGE, LA
EXP. (NFL/RAVENS): ROOKIE GP/GS (PLAYOFFS): 8/0 (0/0)



TOGETHER

— KEY TRANSACTIONS —

- Tim Williams was selected in the third round (78th overall) of the 2017 NFL Draft...Was the second (DE Chris Wormley, 74th) of Baltimore's two picks in the round

— COLLEGE HONORS —

- Second-team All-American by the *Associated Press* and *Sports Illustrated* (2016)
- Second-team All-SEC (2016)
- Butkus Award candidate (2016)
- Two-time Defensive Player of the Week by the Alabama coaching staff (2016)

— COLLEGE HIGHLIGHTS —

- In 49 career games, posted 58 tackles, 21 sacks (-199 yards), 3 PD, 2 FFs and 1 FR...Of Williams' 58 tackles, an impressive 31 of them were for loss (53.4%)
- During his junior and senior seasons, produced a combined 19.5 sacks and 28.5 TFL in 30 games
- Played in two National Championships at Alabama, with the Crimson Tide winning the 2015 College Football Playoff
- In 2016, helped the Alabama defense lead the nation in scoring (13.0 ppg) and rushing (63.9 ypg), while ranking second in total defense (261.8 ypg)...The Crimson Tide also led the nation in defensive TDs (11)
- Set a career high with 10.5 sacks as a junior in 2015, helping Alabama win the National Championship

— PERSONAL —

- Did not play football until his freshman year of high school, only after his older brother, Nicholas, strongly encouraged him to try out for the football team
- Alabama coaches gave him the nickname "Soldado," which is Spanish for "soldier"
- Has two daughters: Chantis (6) and a newborn, Zara

— 2017 SEASON HIGHLIGHTS —

- Appeared in eight games in his rookie season, posting 6 tackles (5 solo) for a unit that led the league in both takeaways (34) and INTs (22) and finished ranked 12th overall (325.1 ypg)
- Returning from a thigh injury, tallied a career-high 2 tackles for a defense that forced 5 turnovers, registered 6 sacks and posted its third shutout of the season in a 23-0 win at GB (11/19)
- Inactive in games 6-9 with a thigh injury
- Posted his first-career tackle and recorded a QB hit on the last defensive play of the game, forcing the Browns into a turnover on downs, in a 24-10 win vs. Cle. (9/17)...The Ravens' defense registered 5 turnovers (4 INTs and 1 FR) for the second-consecutive game
- Inactive in the Ravens' 20-0, season-opening victory at Cin. (9/10)

2017

GAME-BY-GAME DEFENSE

Date/Opp.	TT	Solo	Asst.	Sacks	INT	PD	FF	FR
9/10 @ Cin.								
INACTIVE								
9/17 vs. Cle.	1	1	0	0-0	0-0	0	0	0
9/24 @ Jax.	1	1	0	0-0	0-0	0	0	0
10/1 vs. Pit.	1	1	0	0-0	0-0	0	0	0
10/8 @ Oak.	0	0	0	0-0	0-0	0	0	0
10/15 vs. Chi.								
INACTIVE - THIGH								
10/22 @ Min.								
INACTIVE - THIGH								
10/26 vs. Mia.								
INACTIVE - THIGH								
11/5 @ Ten.								
INACTIVE - THIGH								
11/19 @ GB	2	1	1	0-0	0-0	0	0	0
11/27 vs. Hou.	0	0	0	0-0	0-0	0	0	0
12/3 vs. Det.	1	1	0	0-0	0-0	0	0	0
12/10 @ Pit.	0	0	0	0-0	0-0	0	0	0
12/17 @ Cle.								
INACTIVE								
12/23 vs. Ind.								
INACTIVE								
12/31 vs. Cin.								
INACTIVE								
Totals	6	5	1	0-0	0-0	0	0	0

REGULAR SEASON

Year	Team	GP	GS	TACKLES			SACKS		INTERCEPTIONS				FUMBLES				
				TT	Solo	Asst.	No.	Yards	No.	Yards	LG	TD	PD	FF	FR	Yards	
2017	Baltimore	8	0	6	5	1	0.0	0.0	0	0	0	0	0	0	0	0	0
Totals		8	0	6	5	1	0.0	0.0	0	0	0	0	0	0	0	0	0

CAREER SINGLE-GAME HIGHS (REGULAR SEASON)

Total Tackles:
2 (11/19/17 at GB)

Solo Tackles:
1 5 times (last: 12/3/17 vs. Det.)

INTs:
None

Passes Defensed:
None

Forced Fumbles:
None

Fumble Recoveries:
None

Sacks:
None



39

RUNNING BACK
5-8 | 204



DANNY WOODHEAD

COLLEGE: CHADRON STATE **HS:** NORTH PLATTE HS (NE)
BORN: 1/25/85, NORTH PLATTE, NE
EXP. (NFL/RAVENS): 9/1 **GP/GS (PLAYOFFS):** 101/13 (10/3)



TOGETHER

— KEY TRANSACTIONS —

- Activated to Baltimore's 53-man roster on 11/3/17 after being placed on Injured Reserve (thigh) on 9/14/17
- Signed with the Ravens as a UFA (SD) on 3/19/17
- Placed on Injured Reserve (knee) on 9/19/16
- Signed with San Diego on 3/21/13
- Signed with the Patriots on 9/8/10
- Originally signed with the Jets as an RFA on 4/27/08

— HONORS —

- *Pro Football Journal* first-team All Pro as a third-down running back (2015)
- *USA Today's* All-Joe Team (players critical to their team but don't receive Pro Bowl nods) in 2010 and 2013

— CAREER HIGHLIGHTS —

- Is one of six active players (Jamaal Charles, Matt Forte, Frank Gore, LeSean McCoy & Darren Sproles) to produce at least 15 rushing TDs and 15 receiving TDs...Woodhead has 15 rushing and 17 receiving scores in his career
- Has compiled 4,936 yards from scrimmage, tallying 2,238 rushing yards on 517 carries (4.3 avg.) and 2,698 yards on 300 receptions (9.0 avg.)...Has also returned 35 kickoffs for 758 yards (21.7 avg.)
- In 2015, produced career highs in yards from scrimmage (1,091) and total touchdowns (9)...Woodhead led the NFL in receptions (80, tied, Theo Riddick), receiving yards (755) and receiving touchdowns (6) by a running back
- In 2013, among NFL RBs, Woodhead ranked second in each of the following categories: receiving touchdowns (6), receptions (76) and receiving yards (605)
- Appeared in Super Bowl XLVI with the Patriots...Posted 61 rushing yards, 49 receiving yards and 129 KOR yards during New England's 2011 postseason
- Established career highs in all rushing categories in 2010, totaling 97 carries for 547 yards (5.6 avg.) and 5 TDs

— PERSONAL —

- Married his high school sweetheart, Stacia, and the couple has four children: Hope Ann, Gia, Will and Maisy
- Enjoys playing golf in the offseason and is a scratch golfer with a career-best score of 66
- Father, Mark, also attended Chadron State and played WR for the Philadelphia Eagles in the late 1970s
- "Danny Woodhead: A Football Dream Come True" by Jon Goode was written in 2012 and is a children's book, which tells Woodhead's story and focuses on urging young readers to never give up on their dreams

— 2017 SEASON HIGHLIGHTS —

- Recorded 200 receiving yards on 33 receptions and carried the ball 14 times for 56 yards, helping the Ravens produce the NFL's ninth-ranked scoring attack (24.7 ppg)... Returned from a hamstring injury for the last seven games of the season, in which Baltimore averaged the league's second-most points per game (29.3)
- Played in his 100th-career game, registering 5 receptions for 33 yards, also adding an 8-yard rush, in the 23-16 victory vs. Ind. (12/23)
- Tied for the team lead (Mike Wallace) with 6 receptions for 31 yards in the 27-10 win at Cle. (12/17)
- Produced 45 yards from scrimmage (22 rushing & 23 receiving) in the 23-16 win vs. Hou. (11/27)
- Activated to the 53-man roster from Injured Reserve – Designated for Return on 11/18 after being placed on IR (hamstring) on 9/14/17
- Recorded 3 catches for 33 yards (11.0 avg.), prior to sustaining a hamstring injury on the Ravens' opening drive in a 20-0 win at Cin. (9/10)

2017

GAME-BY-GAME OFFENSE

RAVENS Date/Opp.	RUSHING					RECEIVING				
	No.	Yds.	Avg.	LG	TD	No.	Yds.	Avg.	LG	TD
9/10 @ Cin.	1	4	4.0	4	0	3	33	11.0	13	0
9/17 vs. Cle.	INJURED RESERVE - THIGH									
9/24 @ Jax.	INJURED RESERVE - THIGH									
10/1 vs. Pit.	INJURED RESERVE - THIGH									
10/8 @ Oak.	INJURED RESERVE - THIGH									
10/15 vs. Chi.	INJURED RESERVE - THIGH									
10/22 @ Min.	INJURED RESERVE - THIGH									
10/26 vs. Mia.	INJURED RESERVE - THIGH									
11/5 @ Ten.	INJURED RESERVE - THIGH									
11/19 @ GB	1	2	2.0	2	0	5	21	4.2	7	0
11/27 vs. Hou.	4	22	5.5	10	0	4	23	5.8	11	0
12/3 vs. Det.	3	9	3.0	5	0	2	14	7.0	8	0
12/10 @ Pit.	2	7	3.5	7	0	4	29	7.3	22	0
12/17 @ Cle.	1	1	1.0	1	0	6	31	5.2	9	0
12/23 vs. Ind.	1	8	8.0	8	0	5	33	6.6	9	0
12/31 vs. Cin.	1	3	3.0	3	0	4	16	4.0	9	0
Totals	14	56	4.0	10	0	33	200	6.1	22	0

UNIQUE GROUP

RB Danny Woodhead is one of six active players (Jamaal Charles, Matt Forte, Frank Gore, LeSean McCoy & Darren Sproles) to produce at least 15 rushing TDs and 15 receiving TDs. (He has registered 15 rushing & 17 receiving scores.)

SINCE 2009 / NFL PLAYERS WITH AT LEAST 15 RUSHING & 15 RECEIVING TOUCHDOWNS

- ✓ Danny Woodhead
- ✓ Jamaal Charles
- ✓ Matt Forte
- ✓ Frank Gore
- ✓ LeSean McCoy
- ✓ Darren Sproles



39 DANNY WOODHEAD

REGULAR SEASON

Year	Team	GP	GS	RUSHING					RECEIVING				
				No.	Yards	Avg.	LG	TD	No.	Yards	Avg.	LG	TD
2009	NYJ	10	0	15	64	4.3	16	0	8	87	10.9	24	0
2010	NYJ/NE*	15	3	97	547	5.6	36t	5	34	379	11.1	50	1
2011	New England	15	4	77	351	4.6	12	1	18	157	8.7	16	0
2012	New England	16	2	76	301	4.0	19	4	40	446	11.2	25	3
2013	San Diego	16	2	106	429	4.0	14	2	76	605	8.0	39	6
2014	San Diego	3	0	15	38	2.5	13	0	5	34	6.8	14	0
2015	San Diego	16	1	98	336	3.4	27	3	*80	*755	9.4	61	*6
2016	San Diego	2	1	19	116	6.1	23	0	6	35	5.8	12	1
2017	Baltimore	8	0	14	56	4.0	10	0	33	200	6.1	22	0
Totals		101	13	517	2,238	4.3	36t	15	300	2,698	9.0	61	17

*PLAYED 1 GAME OF THE 2010 SEASON WITH NYJ AND 14 WITH NE

SPECIAL TEAMS TACKLES (18): 2009 (2); 2010 (10); 2011 (5); 2015 (1)

CAREER SINGLE-GAME HIGHS (REGULAR SEASON)

RUSHING

Carries:

16 (9/11/16 at KC)

Yardage:

93 (12/26/10 at Buf.)

Long Gain:

36t (11/21/10 vs. Ind.)

Touchdowns:

2 2 times (last: 9/13/15 vs. Det.)

RECEIVING

Receptions:

11 (10/25/15 vs. Oak.)

Yardage:

104 (12/6/10 vs. NYJ)

Long Gain:

61 (10/4/15 vs. Cle.)

Touchdowns:

3 (12/20/15 vs. Mia.)

100-yard Receiving Games: 1 (last: 104 yards, 12/6/10 vs. NYJ)

KICKOFF RETURNS

Year	Team	GP	GS	KICKOFF RETURNS					PUNT RETURNS					
				No.	Yards	Avg.	LG	TD	No.	FC	Yards	Avg.	LG	TD
2009	NYJ	10	0	1	16	16.0	16	0	0	0	0	0.0	0	0
2010	NYJ/NE	15	3	0	0	0.0	0	0	0	0	0	0.0	0	0
2011	New England	15	4	20	437	21.9	37	0	0	0	0	0.0	0	0
2012	New England	16	2	2	43	21.5	23	0	0	0	0	0.0	0	0
2013	San Diego	16	2	12	262	21.8	37	0	0	0	0	0.0	0	0
2014	San Diego	3	0	0	0	0.0	0	0	0	0	0	0.0	0	0
2015	San Diego	16	1	0	0	0.0	0	0	0	0	0	0.0	0	0
2016	San Diego	2	1	0	0	0.0	0	0	0	0	0	0.0	0	0
2017	Baltimore	8	0	0	0	0.0	0	0	0	0	0	0.0	0	0
Totals		101	13	35	758	21.7	37	0	0	0	0.0	0	0	0

POSTSEASON

Year	Team	GP	GS	RUSHING					RECEIVING				
				No.	Yards	Avg.	LG	TD	No.	Yards	Avg.	LG	TD
2009	NYJ	2	0	0	0	0.0	0	0	1	-1	-1.0	-1	0
2010	New England	1	1	14	46	3.3	8	0	6	52	8.7	19	0
2011	New England	3	1	17	61	3.6	11	0	5	49	9.8	19	1
2012	New England	2	1	4	11	2.8	7	0	1	12	12.0	12	0
2013	San Diego	2	0	24	83	3.5	9	1	5	24	4.8	11	0
Totals		10	3	59	201	3.4	11	1	18	136	7.6	19	1



93

DEFENSIVE END
6-5 | 300



CHRIS WORMLEY

COLLEGE: MICHIGAN HS: WHITMER (TOLEDO, OH)
BORN: 10/25/93, TOLEDO, OH
EXP. (NFL/RAVENS): ROOKIE GP/GS (PLAYOFFS): 7/2 (0/0)



TOGETHER

— KEY TRANSACTIONS —

- Chris Wormley was selected in the third round (74th overall) of the 2017 NFL Draft...Was the first of Baltimore's two picks in the round (OLB Tim Williams, 78th)

— COLLEGE HONORS —

- First-team All-Big Ten by coaches (2016)
- Second-team All-Big Ten by media (2016)
- Second-team *Sporting News* All-American (2016)
- Third-team All-Big Ten by coaches (2015)
- All-Big Ten honorable mention by media (2015)
- Shared the 2015 and 2016 Richard Katcher Award as Michigan's top defensive lineman with Dolphins 2017 fourth-round pick DT Ryan Glasgow

— COLLEGE HIGHLIGHTS —

- Appeared in 51 games (30 starts), totaling 123 tackles (61 solo), 18 sacks (-123 yards) and 33 TFL (-161 yards)
- Started all 13 games for the nation's top-ranked defense (261.8 ypg) in 2016...The Wolverines also finished No. 1 in pass defense (142.5 ypg) and fourth in sacks per game (3.54)
- Blocked 3 FGAs/PATs in 2016, including 2 vs. UCF
- Recorded a career-high 43 tackles and 6.5 sacks (-56 yards) in 2015, which tied former college teammate and current Ravens DT Willie Henry for the most QB takedowns on the Wolverines' defense

— PERSONAL —

- Studied abroad in Israel in the summer of 2016, working with PeacePlayers International, an organization that hopes to "unify communities in conflict through sport"... Wormley and two college teammates worked with Palestinian youth ranging in ages from 6-15
- Graduated with a degree in sports management

— 2017 SEASON HIGHLIGHTS —

- Appeared in seven games (two starts) in his rookie season, posting 5 solo tackles for a unit that led the league in both takeaways (34) and interceptions (22) and finished ranked 12th overall (325.1 ypg)
- Made his first NFL start and established a career high with 2 total tackles vs. Chi. (10/15)
- Played in his first-career game and recorded 1 tackle for a defense that produced 3 sacks and held the Raiders to 245 total yards in the 30-17 victory at Oak. (10/8)
- Inactive in the Ravens' first four games

2017

GAME-BY-GAME DEFENSE

RAVENS

Date/Opp.	TT	Solo	Asst.	Sacks	INT	PD	FF	FR
9/10 @ Cin.				INACTIVE				
9/17 vs. Cle.				INACTIVE				
9/24 @ Jax.				INACTIVE				
10/1 vs. Pit.				INACTIVE				
10/8 @ Oak.	1	1	0	0-0	0-0	0	0	0
10/15 vs. Chi.	2	2	0	0-0	0-0	0	0	0
10/22 @ Min.	1	1	0	0-0	0-0	0	0	0
10/26 vs. Mia.	1	1	0	0-0	0-0	0	0	0
11/5 @ Ten.	0	0	0	0-0	0-0	0	0	0
11/19 @ GB				INACTIVE				
11/27 vs. Hou.				INACTIVE				
12/3 vs. Det.				INACTIVE				
12/10 @ Pit.	0	0	0	0-0	0-0	0	0	0
12/17 @ Cle.				INACTIVE				
12/23 vs. Ind.				INACTIVE				
12/31 vs. Cin.	0	0	0	0-0	0-0	0	0	0
Totals	5	5	0	0-0	0-0	0	0	0

REGULAR SEASON

Year	Team	GP	GS	TACKLES			SACKS		INTERCEPTIONS					FUMBLES				
				TT	Solo	Asst.	No.	Yards	No.	Yards	LG	TD	PD	FF	FR	Yards		
2017	Baltimore	7	2	5	5	0	0.0	0.0	0	0	0	0	0	0	0	0	0	0
Totals		7	2	5	5	0	0.0	0.0	0	0	0	0	0	0	0	0	0	0

CAREER SINGLE-GAME HIGHS (REGULAR SEASON)

Total Tackles:

2 (10/15/17 at Chi.)

Solo Tackles:

2 (10/15/17 vs. Chi.)

INTs:

None

Passes Defensed:

None

Forced Fumbles:

None

Fumble Recoveries:

None



73

GUARD/TACKLE
6-3 | 305



MARSHAL YANDA

COLLEGE: IOWA HS: ANAMOSA (IA)
BORN: 9/15/84, CEDAR RAPIDS, IA
EXP. (NFL/RAVENS): 11/11 GP/GS (PLAYOFFS): 146/135 (12/12)



TOGETHER

— KEY TRANSACTIONS —

- Signed a contract extension with the Ravens on 10/16/15
- Re-signed with the Ravens on 7/29/11
- Originally selected by the Ravens in the third round (86th overall) of the 2007 NFL Draft
- Was the second O-lineman picked by Baltimore in 2007, following G Ben Grubbs, who was the 29th-overall pick

— HONORS —

- Six-time Pro Bowler (2011-16)
- *Associated Press* first-team All Pro (2014-15)
- *Associated Press* second-team All-Pro (2011-12)
- *The Sporting News* first-team All-Pro (2014-15)
- PFWA All-NFL (2014-15)
- PFWA All-AFC (2014-15)
- PFW/PFWA first-team All-Pro (2012)
- *Sports Illustrated* (Peter King) All-Pro Team (2010-12)

— CAREER HIGHLIGHTS —

- Yanda's six Pro Bowl selections tie (four players) for the NFL's third most among active offensive linemen
- Has played in 146 games (135 starts), ranking as the second-most games played among O-linemen in Ravens history (Jonathan Ogden – 177)
- Prior to the 2015 campaign, Ravens' season ticket holders voted Yanda as one of the Top 10 players in the franchise's 20-year existence
- In 2015, earned his fifth-straight Pro Bowl nod after starting all 16 games at RG for an O-line that permitted the NFL's third-fewest sacks (24)
- In 2014, started in 15 games at RG and one at RT for an offense that established franchise single-season records in yards (5,838) and points scored (409)
- Ravens set a franchise record for most TDs (47) in 2009... Baltimore also tallied a team-record 22 rushing TDs
- Helped RB Ray Rice score a franchise-record 15 total TDs (12 rush & 3 rec.) and rush for a career-high 1,364 yards in 2011...Rice led the NFL with 2,068 scrimmage yards
- Helped protect QB Joe Flacco, allowing him to complete 62.6% of his passes for 3,622 passing yards, 25 TDs and a career-high 93.6 QB rating in 2010

— PERSONAL —

- In 2013, Anamosa (IA) HS retired his number and named its weight room in his honor
- Enjoys ice fishing in Minnesota, Michigan and Canada
- Dreamed of being an airline pilot as a child

— 2017 SEASON HIGHLIGHTS (GP/GS: 2/2) —

- Placed on Injured Reserve (ankle) and missed the season's final 14 games
- Started at RG for an O-line that helped the Ravens' rushing attack gain 157 yards, while also permitting just 1 sack, in the 20-0, season-opening victory vs. Cin. (9/10)

PERENNIAL PRO BOWLER

MOST PRO BOWLS / ACTIVE OFFENSIVE LINEMEN

Rk.	Player (Team)	Pro Bowls
1.	T Joe Thomas (Cle.)	10
2.	T Jason Peters (Phi.)	9
3.	G Marshal Yanda (Bal.)	6
	G Jahri Evans (GB)	6
	C Maurkice Pouncey (Pit.)	6
	T Joe Staley (SF)	6
	T Trent Williams (Was.)	6



MOST PRO BOWLS (Ravens History)

LB Ray Lewis	13
T Jonathan Ogden	11
S Ed Reed	9
OLB Terrell Suggs	7
G Marshal Yanda	6

“Only the elite of the elite guards earn serious Hall of Fame consideration. Yanda belongs in that realm.”

— Childs Walker, The Baltimore Sun



RAVENS RECORDS

Service/Scoring

Passing

Receiving

Rushing

Scrimmage/Combined Yards

Interceptions

Tackles/Sacks/Fumbles

Punt Returns

Kickoff Returns

Punting/Kicking

Team Records

Opponent Single-Game Bests

SERVICE/SCORING RECORDS

SERVICE RECORDS

MOST SEASONS

17	Ray Lewis (1996-2012)
15	Terrell Suggs (2003-present)
13	Matt Stover (1996-2008)
12	Sam Koch (2006-present)
	Jonathan Ogden (1996-2007)
11	Marshal Yanda (2007-present)
	Ed Reed (2002-12)
	Mike Flynn (1997-2007)

MOST CONSECUTIVE STARTS

122	Joe Flacco (2008-15)
80	Michael Oher (2009-13)
	Jarret Johnson (2007-11)
73	Michael McCrary (1997-2001)
	Jamie Sharper (1997-2001)
64	Matt Birk (2009-12)
	Rod Woodson (1998-2001)

MOST GAMES PLAYED

228	Ray Lewis (1996-2012)
213	Terrell Suggs (2003-present)
207	Matt Stover (1996-2008)
192	Sam Koch (2006-present)
177	Jonathan Ogden (1996-2007)
160	Ed Reed (2002-12)
154	Joe Flacco (2008-present)
146	Marshal Yanda (2007-present)

MOST CONSECUTIVE GAMES PLAYED

192	Sam Koch (2006-present)
129	Jarret Johnson (2003-11)
122	Joe Flacco (2008-15)
111	Peter Boulware (1997-2003)
110	Matt Stover (2002-08)
105	Terrell Suggs (2003-09)
97	Matt Stover (1996-2002)

SCORING RECORDS

MOST POINTS SCORED

CAREER	1,464	Matt Stover (402 PATs, 354 FGs), 1996-2008
	811	Justin Tucker (205 PATs, 202 FGs), 2012-17
	294	Billy Cundiff (96 PATs, 66 FGs), 2009-11

SEASON

141	Justin Tucker (39 PATs, 34 FGs), 2017
	Justin Tucker (27 PATs, 38 FGs), 2016
140	Justin Tucker (26 PATs, 38 FGs), 2013
135	Matt Stover (30 PATs, 35 FGs), 2000
134	Matt Stover (35 PATs, 33 FGs), 2003

GAME

24	Marcus Robinson (11/23/03 vs. Sea.), 4 TDs
18	Justin Tucker (12/16/13 at Det.), 6 FGs
	Ray Rice (10/30/11 vs. Ari.), 3 TDs
	Torrey Smith (9/25/11 at STL), 3 TDs
	Anquan Boldin (9/26/10 vs. Cle.), 3 TDs
	Willis McGahee (1/3/10 at Oak.), 3 TDs
	Jamal Lewis (twice, 11/19/06 vs. Atl.; 12/7/03 vs. Cin.), 3 TDs
	Matt Stover (9/21/97 at Ten.), 5 FGs, 3 PATs
	Qadry Ismail (12/12/99 at Pit.), 3 TDs
	Jermaine Lewis (12/7/97 vs. Sea.), 3 TDs
	Michael Jackson (12/22/96 vs. Hou.), 3 TDs

MOST POINTS BY A ROOKIE

SEASON	132	Justin Tucker (2012), 30 FGs, 42 PATs
	44	Marlon Brown (2013), 7 TDs, 1 (2-pt.)
	42	Torrey Smith (2011), 7 TDs
	38	Jamal Lewis (2000), 6 TDs, 1 (2-pt.)
GAME	18	Torrey Smith (9/25/11 at STL), 3 TDs
	15	Justin Tucker (12/23/12 vs. NYG), 4 FGs, 3 PATs
	14	Marlon Brown (11/3/13 at Cle.), 2 TDs, 1 2-pt.
	14	Justin Tucker (9/10/12 vs. Cin.), 3 FGs, 5 PATs
	13	Justin Tucker (11/11/12 vs. Oak.), 2 FGs, 7 PATs

MOST CONSECUTIVE GAMES SCORING

92	Matt Stover (9/30/02-12/16/07)
----	--------------------------------

MOST TOUCHDOWNS

CAREER	47	Jamal Lewis (2000-06), 45 rush, 2 rec.
	43	Ray Rice (2008-13), 37 rush, 6 rec.
	41	Todd Heap (2001-10), 41 rec.
	35	Willis McGahee (2007-10), 31 rush, 4 rec.
SEASON	15	Ray Rice (2011), 12 rush, 3 rec.
	14	Willis McGahee (2009), 12 rush, 2 rec.
		Jamal Lewis (2003), 14 rush
		Michael Jackson (1996), 14 rec.
	11	Torrey Smith (2014), 11 rec.
		LeRon McClain (2008), 10 rush, 1 rec.
GAME	4	Marcus Robinson (11/23/03 vs. Sea.), 4 rec.
	3	Ray Rice (10/30/11 vs. Ari.), 3 rush
		Torrey Smith (9/25/11 at STL), 3 rec.
		Anquan Boldin (9/26/10 vs. Cle.), 3 rec.
		Willis McGahee (1/3/10 at Oak.), 3 rush
		Jamal Lewis (twice, 11/19/06 vs. Atl.; 12/7/03 vs. Cin.), 3 rush
		Qadry Ismail (12/12/99 at Pit.), 3 rec.
		Jermaine Lewis (12/7/97 vs. Sea.), 2 PR, 1 rec.
		Michael Jackson (12/22/96 vs. Hou.), 3 rec.

MOST TOUCHDOWNS, ROOKIE SEASON

7	Marlon Brown (2013), 7 rec.
	Torrey Smith (2011), 7 rec.
6	Jamal Lewis (2000), 6 rush

MOST CONSECUTIVE GAMES SCORING A TD

7	Willis McGahee, 2007 (games 6-12)
5	Ray Rice, 2009 (games 5-9)
	Michael Jackson, 1996 (games 7-11)
4	Alex Collins, 2017 (games 10-13)
	Willis McGahee, 2009 (games 1-4)
	Jamal Lewis, 2003 (games 1-4)

MOST (KICKING) PAT ATTEMPTED

CAREER	403	Matt Stover (1996-2008)
	205	Justin Tucker (2012-17)
	96	Billy Cundiff (2009-11)
SEASON	42	Justin Tucker (2014, 2012)
	41	Matt Stover (2008)
	39	Justin Tucker (2017); Billy Cundiff (2010)
GAME	7	Justin Tucker (11/11/12 vs. Oak.)
	6	Justin Tucker (10/12/14 at TB)
		Billy Cundiff (12/13/09 vs. Det.)
		Matt Stover (12/19/05 vs. GB)

MOST (KICKING) PAT MADE

CAREER	402	Matt Stover (1996-2008)
	205	Justin Tucker (2012-17)
	96	Billy Cundiff (2009-11)
SEASON	42	Justin Tucker (2014, 2012)
	41	Matt Stover (2008)
	39	Justin Tucker (2017); Billy Cundiff (2010)
GAME	7	Justin Tucker (11/11/12 vs. Oak.)
	6	Justin Tucker (10/12/14 at TB)
		Billy Cundiff (12/13/09 vs. Det.)
		Matt Stover (12/19/05 vs. GB)

MOST CONSECUTIVE (KICKING) PAT MADE

389	Matt Stover (10/27/96-12/28/09)
-----	---------------------------------

HIGHEST (KICKING) PAT PERCENTAGE

CAREER (MIN. 40 ATT.)	1.000	Justin Tucker (2012-17, 205 of 205)
	1.000	Billy Cundiff (2009-11, 96 of 96)
	.998	Matt Stover (1996-2008, 402 of 403)

MOST 2-POINT CONVERSIONS

CAREER	5	Todd Heap (2001-10)
	3	Michael Jackson (1996-98)
SEASON	*4	Todd Heap (2003)
	2	Steve Smith Sr. (2016)
		Floyd Turner (1998), Michael Jackson (1996)
GAME	**2	Todd Heap (10/19/03 at Cin.)
		Michael Jackson (10/6/96 vs. NE)

MOST FIELD GOALS ATTEMPTED

CAREER	418	Matt Stover (1996-2008)
	224	Justin Tucker (2012-17)
	83	Billy Cundiff (2009-11)
SEASON	41	Justin Tucker (2013)
	40	Justin Tucker (2015)
	39	Justin Tucker (2016), Matt Stover (2000)
GAME	6	Justin Tucker (12/16/13 at Det.)
		Billy Cundiff (11/22/09 vs. Ind.)
		Matt Stover (9/21/97 at Ten.)

MOST FIELD GOALS MADE

CAREER	354	Matt Stover (1996-2008)
	202	Justin Tucker (2012-17)
	66	Billy Cundiff (2009-11)
SEASON	38	Justin Tucker (2016, 2013)
	35	Matt Stover (2000)
GAME	6	Justin Tucker (12/16/13 at Det.)
	5	8 times, last by Justin Tucker (11/11/15 vs. SD)

MOST CONSECUTIVE FIELD GOALS MADE

36	Matt Stover (10/31/05-11/19/06)
35	Justin Tucker (12/13/15-12/12/16)
33	Justin Tucker (9/22/13-12/16/13)
22	Matt Stover (11/7/99-9/17/00)

MOST FIELD GOALS, 1 QUARTER

3	Justin Tucker (1/3/16 at Cin. - 2nd qrt)
	Justin Tucker (9/11/14 vs. Pit. - 4th qrt)
	Justin Tucker (12/16/13 at Det. - 2nd qrt)
	Matt Stover, 8 times, last on 11/18/07 vs. Cle. - 4th qrt

MOST CONSECUTIVE GAMES SCORING FGS

*38	Matt Stover (10/31/99 - 12/16/01)
-----	-----------------------------------

LONGEST FIELD GOAL MADE

61	Justin Tucker (12/16/13 at Det.)
57	Justin Tucker (10/22/17 at Min.)
	Justin Tucker (11/27/16 vs. Cin.)
56	Justin Tucker (9/16/12 at Phi.)
	Wade Richey (9/14/03 vs. Cle.)

LONGEST FIELD GOAL ATTEMPTED

64B	Justin Tucker (10/12/14 at TB)
62SH	Justin Tucker (10/11/17 vs. Pit.)
61G	Justin Tucker (12/16/13 at Det.)
58WR	Justin Tucker (9/17/17 vs. Cle.)
58WR	Justin Tucker (11/15/15 vs. Jax.)

HIGHEST FIELD GOAL PERCENTAGE

CAREER (MIN. 50 ATT.)	90.2	Justin Tucker (2012-17), 202 of 224
	84.7	Matt Stover (1996-2008), 354 of 418
	79.5	Billy Cundiff (2009-11), 66 of 83
SEASON (MIN. 16 ATT.)	97.4	Justin Tucker (2016), 38-39
	93.3	Matt Stover (2006), 28-30
	92.7	Justin Tucker (2013), 38-41
	91.9	Justin Tucker (2017), 34-37

MOST SAFETIES

CAREER	2	Jameel McClain (2008-13)
	1	Terrell Suggs (2003-17)
		Ray Lewis (1996-2011)
		Ed Reed (2002-11)
		Rob Burnett (1996-2001)
		Michael McCrary (1997-2002)
		Adaluis Thomas (2000-06)
SEASON	2	Jameel McClain (2008)
	1	Terrell Suggs (2014)
		Ed Reed (2006)
		Ray Lewis (1999)
		Adaluis Thomas (2006)
		Michael McCrary (2000)
		Rob Burnett (1998)
GAME	1	8 times, last by Terrell Suggs (10/19/14 vs. Atl.)

* NFL Record

** Ties NFL Record



ALL-TIME SCORING

RK	NAME (SEASONS)	-----TOUCHDOWNS-----				-----PATS-----		---FIELD GOALS---		2PT	S	PTS
		TOTAL	RUN	REC	RET	MADE	ATT	MADE	ATT			
1	Matt Stover (1996-2008)	0	0	0	0	402	403	354	418	0	0	1,464
2	Justin Tucker (2012-17)	0	0	0	0	205	205	202	224	0	0	811
3	Billy Cundiff (2009-11)	0	0	0	0	96	96	66	83	0	0	294
4	Jamal Lewis (2000-06)	47	45	2	0	0	0	0	0	1	0	284
5	Ray Rice (2008-13)	43	37	6	0	0	0	0	0	1	0	260
6	Todd Heap (2001-10)	41	0	41	0	0	0	0	0	5	0	256
7	Willis McGahee (2007-10)	35	31	4	0	0	0	0	0	0	0	210
8	Torrey Smith (2011-14)	30	0	30	0	0	0	0	0	1	0	182
9	Derrick Mason (2005-10)	29	0	29	0	0	0	0	0	1	0	176
10	Jermaine Lewis (1996-2001)	22	0	16	6	0	0	0	0	0	0	132
11	Michael Jackson (1996-98)	18	0	18	0	0	0	0	0	3	0	114
12	Derrick Alexander (1996-97)	18	0	18	0	0	0	0	0	1	0	110
	Qadry Ismail (1999-2001)	18	0	18	0	0	0	0	0	1	0	110
14	Joe Flacco (2008-17)	16	16	0	0	0	0	0	0	0	0	96
15	Travis Taylor (2000-04)	15	0	15	0	0	0	0	0	0	0	90
16	Steve Smith Sr. (2014-16)	14	0	14	0	0	0	0	0	2	0	88
17	Anquan Boldin (2010-12)	14	0	14	0	0	0	0	0	1	0	86
18	Mark Clayton (2005-09)	14	2	12	0	0	0	0	0	0	0	84
	Le'Ron McClain (2007-10)	14	12	2	0	0	0	0	0	0	0	84
20	Ed Reed (2002-12)	13	0	0	13	0	0	0	0	0	1	80
21	Dennis Pitta (2010-16)	13	0	13	0	0	0	0	0	0	0	78
22	Priest Holmes (1997-2000)	11	10	1	0	0	0	0	0	0	0	66
23	Justin Forsett (2014-16)	10	10	0	0	0	0	0	0	1	0	62
24	Kamar Aiken (2014-16)	10	0	9	1	0	0	0	0	0	0	60
25	Steve Hauschka (2008-09)	0	0	0	0	27	28	10	15	0	0	57
26	Javorius Allen (2015-17)	9	5	4	0	0	0	0	0	0	0	54
	Bam Morris (1996-97)	9	8	1	0	0	0	0	0	0	0	54
28	Mike Wallace (2016-17)	8	0	8	0	0	0	0	0	1	0	50
29	Patrick Johnson (1998-2001, 2005)	8	0	7	1	0	0	0	0	0	0	48
	Jacoby Jones (2012-14)	8	0	3	5	0	0	0	0	0	0	48
	Terrence West (2015-17)	8	7	1	0	0	0	0	0	0	0	48
	Daniel Wilcox (2004-08)	8	0	8	0	0	0	0	0	0	0	48
33	Floyd Turner (1996, 1998)	7	0	7	0	0	0	0	0	2	0	46
34	Marlon Brown (2013-15)	7	0	7	0	0	0	0	0	1	0	44
	Chester Taylor (2002-05)	7	4	3	0	0	0	0	0	1	0	44
36	Ed Dickson (2010-13)	7	0	7	0	0	0	0	0	0	0	42
	Eric Green (1996-98)	7	0	7	0	0	0	0	0	0	0	42
	Chris McAlister (1999-2008)	7	0	0	7	0	0	0	0	0	0	42
	Errict Rhett (1998-99)	7	5	2	0	0	0	0	0	0	0	42
	Shannon Sharpe (2000-01)	7	0	7	0	0	0	0	0	0	0	42
	Brandon Stokley (1999-2002, 2013)	7	0	7	0	0	0	0	0	0	0	42
42	Kyle Juszczyk (2013-16)	6	1	5	0	0	0	0	0	1	0	38
43	Alex Collins (2017)	6	6	0	0	0	0	0	0	0	0	36
	Crockett Gillmore (2014-17)	6	0	6	0	0	0	0	0	0	0	36
	Chris Moore (2016-17)	6	0	3	3	0	0	0	0	0	0	36
	Marcus Robinson (2003-03)	6	0	6	0	0	0	0	0	0	0	36
47	Earnest Byner (1996-97)	5	4	1	0	0	0	0	0	1	0	32
	Clarence Moore (2004-06)	5	0	5	0	0	0	0	0	1	0	32
	Adalius Thomas (2000-06)	5	0	0	5	0	0	0	0	0	1	32
50	Jason Brookins (2001)	5	5	0	0	0	0	0	0	0	0	30
	Terry Jones (2002-05)	5	0	5	0	0	0	0	0	0	0	30
	Bernard Pierce (2012-14)	5	5	0	0	0	0	0	0	0	0	30
	Lorenzo Taliaferro (2014-16)	5	5	0	0	0	0	0	0	0	0	30
	Rod Woodson (1998-2001)	5	0	0	5	0	0	0	0	0	0	30
55	Justin Armour (1999)	4	0	4	0	0	0	0	0	0	0	24
	Obafemi Ayanbadejo (1999-2001)	4	2	2	0	0	0	0	0	0	0	24
	Michael Campanaro (2014-17)	4	1	2	1	0	0	0	0	0	0	24
	Owen Daniels (2014)	4	0	4	0	0	0	0	0	0	0	24
	Randy Hymes (2002-05)	4	0	4	0	0	0	0	0	0	0	24
	Alan Ricard (2001-05)	4	2	0	2	0	0	0	0	0	0	24
	Musa Smith (2003-07)	4	4	0	0	0	0	0	0	0	0	24
	Benjamin Watson (2016-17)	4	0	4	0	0	0	0	0	0	0	24
	Demetrius Williams (2006-09)	4	0	4	0	0	0	0	0	0	0	24
64	Ray Lewis (1996-2012)	3	0	0	3	0	0	0	0	0	1	20
65	Terry Allen (2001)	3	3	0	0	0	0	0	0	0	0	18
	Stoney Case (1999)	3	3	0	0	0	0	0	0	0	0	18
	Dallas Clark (2013)	3	0	3	0	0	0	0	0	0	0	18
	Devard Darling (2004-07)	3	0	3	0	0	0	0	0	0	0	18
	Kenneth Dixon (2016-17)	3	2	1	0	0	0	0	0	0	0	18
	Yamon Figurs (2007-08)	3	0	1	2	0	0	0	0	0	0	18
	T.J. Houshmandzadeh (2010)	3	0	3	0	0	0	0	0	0	0	18
	Dawan Landry (2006-10)	3	0	0	3	0	0	0	0	0	0	18
	Jeremy Maclin (2017)	3	0	3	0	0	0	0	0	0	0	18
	Breshad Perriman (2015-17)	3	0	3	0	0	0	0	0	0	0	18
	B.J. Sams (2004-07)	3	1	0	2	0	0	0	0	0	0	18
	Jimmy Smith (2011-17)	3	0	0	3	0	0	0	0	0	0	18
	Lardarius Webb (2009-17)	3	0	0	3	0	0	0	0	0	0	18
	Chad Williams (2002-05)	3	0	0	3	0	0	0	0	0	0	18
79	Terrell Suggs (2003-17)	2	0	0	2	0	0	0	0	0	1	14
	Vinny Testaverde (1996-97)	2	2	0	0	0	0	0	0	1	0	14
81	Kyle Boller (2003-07)	2	2	0	0	0	0	0	0	0	0	12
	Tandon Doss (2011-13)	2	0	1	1	0	0	0	0	0	0	12
	Sam Gash (2000-02)	2	0	2	0	0	0	0	0	0	0	12
	Jay Graham (1997-99)	2	2	0	0	0	0	0	0	0	0	12
	Corey Harris (1998-2001)	2	0	0	2	0	0	0	0	0	0	12
	Will Hill III (2014-15)	2	0	0	2	0	0	0	0	0	0	12
	Jarret Johnson (2003-11)	2	0	0	2	0	0	0	0	0	0	12
	Ron Johnson (2002-03)	2	0	1	1	0	0	0	0	0	0	12
	Brian Kinchen (1996-98)	2	0	2	0	0	0	0	0	0	0	12
	Vonta Leach (2011-13)	1	1	1	0	0	0	0	0	0	0	12
	C.J. Mosley (2014-17)	2	0	0	2	0	0	0	0	0	0	12
	Ovie Mughelli (2003-06)	2	0	2	0	0	0	0	0	0	0	12
	Jonathan Ogden (1996-07)	2	0	2	0	0	0	0	0	0	0	12
	Roosevelt Potts (1998)	2	0	2	0	0	0	0	0	0	0	12
	Patrick Ricard (2017)	2	0	2	0	0	0	0	0	0	0	12
	Troy Smith (2007-09)	2	2	0	0	0	0	0	0	0	0	12
	Darren Waller (2015-17)	2	0	2	0	0	0	0	0	0	0	12
	Kelley Washington (2009)	2	0	2	0	0	0	0	0	0	0	12
	Maxx Williams (2015-17)	2	0	2	0	0	0	0	0	0	0	12
	Ricky Williams (2011)	2	2	0	0	0	0	0	0	0	0	12

ALL-TIME SCORING (CONT'D)

RK	NAME (SEASONS)	-----TOUCHDOWNS-----				-----PATS-----		---FIELD GOALS---		2PT	S	PTS
		TOTAL	RUN	REC	RET	MADE	ATT	MADE	ATT			
101	Jameel McClain (2008-13)	1	0	0	1	0	0	0	0	0	2	10
102	Chuck Evans (1999-2000)	1	0	1	0	0	0	0	0	1	0	8
	Shayne Graham (2011)	0	0	0	0	2	2	2	2	0	0	8
	Sam Koch (2006-17)	1	1	0	0	0	0	0	0	1	0	8
105	Anthony Allen (2011-12)	1	1	0	0	0	0	0	0	0	0	6
	Mike Anderson (2006-07)	1	1	0	0	0	0	0	0	0	0	6
	Herman Arvie (1996)	1	0	1	0	0	0	0	0	0	0	6
	Jeff Blake (2002)	1	1	0	0	0	0	0	0	0	0	6
	Lamont Brightful (2002-03)	1	0	0	1	0	0	0	0	0	0	6
	Mike Caldwell (1996)	1	0	0	1	0	0	0	0	0	0	6
	Kaelin Clay (2015-16)	1	0	0	1	0	0	0	0	0	0	6
	Kenyon Cotton (1997-98)	1	1	0	0	0	0	0	0	0	0	6
	Randall Cunningham (2001)	1	1	0	0	0	0	0	0	0	0	6
	Greg DeLong (1999)	1	0	1	0	0	0	0	0	0	0	6
	Darnell Dinkins (2004-05)	1	0	1	0	0	0	0	0	0	0	6
	Dwan Edwards (2004-09)	1	0	0	1	0	0	0	0	0	0	6
	Chris Givens (2015)	1	0	1	0	0	0	0	0	0	0	6
	Elvis Grbac (2001)	1	1	0	0	0	0	0	0	0	0	6
	Kevin Johnson (2004)	1	0	1	0	0	0	0	0	0	0	6
	James Jones (1996-98)	1	0	1	0	0	0	0	0	0	0	6
	John Jones (2000-03)	1	0	1	0	0	0	0	0	0	0	6
	Antonio Langham (1996-97)	1	0	0	1	0	0	0	0	0	0	6
	Jim Leonhard (2008)	1	0	0	1	0	0	0	0	0	0	6
	Chris Matthews (2015-17)	1	0	1	0	0	0	0	0	0	0	6
	Vince Mayle (2017)	1	1	0	0	0	0	0	0	0	0	6
	Steve McNair (2006-07)	1	1	0	0	0	0	0	0	0	0	6
	Haloti Ngata (2006-14)	1	0	0	1	0	0	0	0	0	0	6
	Ronnie Prude (2006-07)	1	0	0	1	0	0	0	0	0	0	6
	Bobby Rainey (2017)	1	0	0	1	0	0	0	0	0	0	6
	David Reed (2010-12)	1	0	0	1	0	0	0	0	0	0	6
	James Roe (1996-98)	1	0	1	0	0	0	0	0	0	0	6
	Cory Ross (2006-07)	1	1	0	0	0	0	0	0	0	0	6
	Deion Sanders (2004-05)	1	0	0	1	0	0	0	0	0	0	6
	Jamie Sharper (1997-2001)	1	0	0	1	0	0	0	0	0	0	6
	Daryl Smith (2013-15)	1	0	0	1	0	0	0	0	0	0	6
	Duane Starks (1998-2001)	1	0	0	1	0	0	0	0	0	0	6
	Quinn Sypniewski (2006-07)	1	0	1	0	0	0	0	0	0	0	6
	Tyrod Taylor (2011-14)	1	1	0	0	0	0	0	0	0	0	6
	Eric Weddle (2016-17)	1	0	0	1	0	0	0	0	0	0	6
	Brandon Williams (2013-17)	1	0	0	1	0	0	0	0	0	0	6
	Calvin Williams (1996)	1	0	1	0	0	0	0	0	0	0	6
	Cary Williams (2009-12)	1	0	0	1	0	0	0	0	0	0	6
	Josh Wilson (2010)	1	0	0	1	0	0	0	0	0	0	6
144	Nick Boyle (2015-17)	0	0	0	0	0	0	0	0	2	0	4
145	Wade Richey (2003-04)	0	0	0	0	0	0	1	2	0	0	3
146	Rob Burnett (1996-2001)	0	0	0	0	0	0	0	0	0	1	2
	Ben Coates (2000)	0	0	0	0	0	0	0	0	1	0	2
	Carwell Gardner (1996)	0	0	0	0	0	0	0	0	1	0	2
	Justin Green (2005-07)	0	0	0	0	0	0	0	0	1	0	2
	Michael McCrary (1997-2002)	0	0	0	0	0	0	0	0	0	1	2
	Tavon Young (2016-17)	0	0	0	0	0	0	0	0	1	0	2

ALL-TIME DEFENSIVE TDs (60 REGULAR SEASON, 5 POSTSEASON)

1996

- LB Mike Caldwell 45 INT return; 11/24 vs. Jax.

1997

- CB Antonio Langham 40 INT return; 11/30 at Jax.

1998

- S Rod Woodson 60 INT return; 9/13 at NYJ
- S Rod Woodson 18 INT return; 11/8 vs. Oak.

1999

- S Rod Woodson 66 INT return; 11/7 at Cle.
- CB Duane Starks 43 INT return; 11/21 at Cin.
- S Rod Woodson 47 INT return; 12/5 vs. Ten.
- S Corey Harris 24 INT return; 12/19 vs. NO

2000

- CB Chris McAlister 98 INT return; 12/24 vs. NYJ

2000 POSTSEASON

- LB Ray Lewis 50 INT return; 1/7/01 at Ten.
- CB Duane Starks 49 INT return; 1/28/01 vs. NYG

2001

- S Rod Woodson 47 INT return; 12/2 vs. Ind.
- LB Jamie Sharper 8 FR; 1/7/02 vs. Min.

2002

- LB Adalius Thomas 25 INT return; 11/10 vs. Cin.
- S Chad Williams 98 INT return; 12/1 at Cin.

2003

- S Ed Reed 54 INT return; 9/14 vs. Cle.
- CB Chris McAlister 83 INT return; 10/12 vs. Ari.
- LB Ray Lewis 29 INT return; 11/30 vs. SF
- S Chad Williams 52 INT return; 12/21 at Cle.

2003 POSTSEASON

- S Will Demps 56 INT return; 1/3/04 vs. Ten.

2004 (TIED CHI. FOR NFL LEAD IN DEFENSIVE TDs)

- CB Chris McAlister 51 INT return; 9/19 vs. Pit.
- S Ed Reed 22 FR; 10/10 at Was.
- S Deion Sanders 48 INT return; 10/24 vs. Buf.
- S Ed Reed 106 INT return; 11/7 vs. Cle.
- S Chad Williams 44 INT return; 11/21 vs. Dal.
- CB Chris McAlister 64 FR; 12/5 vs. Cin.#
- OLB Jarret Johnson 6 INT return; 1/2/05 vs. Mia.

2005

- LB Adalius Thomas 20 INT return; 12/4 vs. Hou.
- LB Adalius Thomas 35 FR; 12/19 vs. GB
- LB Adalius Thomas 9 FR; 1/1/06 at Cle.

2006 (RAVENS LED NFL IN DEFENSIVE TDs)

- CB Chris McAlister 60 INT return; 9/10 at TB
- CB Ronnie Prude 12 INT return; 10/29 at NO
- S Dawan Landry 12 INT return; 10/29 at NO
- S Ed Reed 25 INT (CB Samari Rolle lateral); 11/5 vs. Cin
- LB Adalius Thomas 57 FR; 11/26 vs. Pit.
- CB Chris McAlister 31 INT return; 12/31 vs. Buf.

2007

- LB Ray Lewis 35 INT return; 11/18 vs. Cle.

2008

- S Ed Reed 32 INT return; 9/21 vs. Cle.
- **OLB Terrell Suggs 44 INT return; 10/19 at Mia.**
- **OLB Terrell Suggs 42 INT return; 11/2 at Cle.**
- S Ed Reed 107 INT return; 11/23 vs. Phi.*
- S Jim Leonhard 35 INT return; 11/30 at Cin.
- S Ed Reed 22 FR; 12/7 vs. Was.

2008 POSTSEASON

- S Ed Reed 64 INT return; 1/4/09 at Mia.

2009

- DE Dwan Edwards FR in end zone; 10/4 at NE
- S Ed Reed 52 INT return; 10/11 vs. Cin.
- S Dawan Landry 48 INT return; 11/16 at Cle.

2010

- LB Ray Lewis 24 INT return; 11/21 at Car.
- S Dawan Landry 23 INT (S Ed Reed lateral); 11/21 at Car.
- CB Josh Wilson 12 INT return in OT; 12/13 at Hou.

2010 POSTSEASON

- DE Cory Redding 13 FR; 1/15/11 at Pit.

2011

- DT Haloti Ngata 28 FR; 9/25 at STL
- LB Jameel McClain 6 FR; 10/2 vs. NYJ
- LB Jarret Johnson 26 FR; 10/2 vs. NYJ
- **CB Lardarius Webb 73 INT return; 10/2 vs. NYJ**

2012

- S Ed Reed 34 INT return; 9/10 vs. Cin.
- CB Cary Williams 63 INT return; 9/27 vs. Cle.

2013

- LB Daryl Smith 37 INT return; 9/22 vs. Hou.

2014

- S Will Hill III 44 INT return; 11/24 at NO

2015

- **CB Jimmy Smith 24 INT return; 9/13 at Den.**
- **LB C.J. Mosley 41 FR; 9/27 vs. Cin.**

2016

- **WR Chris Moore 0 FR (muffed punt snap in end zone); 10/23 at NYJ**

2017

- **CB Jimmy Smith 47 FR; 10/8 at Oak.**
- **LB C.J. Mosley 63 INT return; 10/26 vs. Mia.**
- **CB Jimmy Smith 50 INT return; 10/26 vs. Mia.**
- **S Eric Weddle 45 INT return; 12/3 vs. Det.**
- **DT Brandon Williams 1 FR; 12/17 at Cle.**

*NFL Record

#Own FR following S Ed Reed fumble after INT



PASSING RECORDS

CAREER PASSING YARDS

RK	NAME (SEASONS)	ATT.	CMP.	PCT.	YDS.	AVG./ATT.	TD	PCT TD	INT.	PCT INT.	LG	YDS./LG	SACKS/LOST	RATE
1	Flacco, Joe (2008-17)	5,291	3,267	61.7	35,780	6.76	200	3.8	130	2.5	95t	317/2,281	84.1	
2	Boller, Kyle (2003-08)	1,311	746	56.9	7,846	5.98	45	3.4	44	3.4	77t	102/660	71.9	
3	Testaverde, Vinny (1996-97)	1,019	596	58.5	7,148	7.01	51	5.0	34	3.3	86t	54/399	82.8	
4	McNair, Steve (2006-07)	673	428	63.6	4,163	6.19	18	2.7	16	2.4	87t	25/169	79.9	
5	Banks, Tony (1999-2000)	594	319	53.7	3,714	6.25	25	4.2	16	2.7	76t	53/342	75.7	
6	Grbac, Elvis (2001)	467	265	56.7	3,033	6.49	15	3.2	18	3.9	77t	28/215	71.1	
7	Wright, Anthony (2002-05)	444	258	58.1	2,781	6.26	15	3.4	17	3.8	64	38/272	71.9	
8	Zeier, Eric (1996-98)	318	184	57.9	2,367	7.44	12	3.8	5	1.6	92	39/262	87.3	
9	Blake, Jeff (2002)	295	165	55.9	2,084	7.06	13	4.4	11	3.7	77t	30/203	77.3	
10	Harbaugh, Jim (1998)	293	164	56.0	1,839	6.28	12	4.1	11	3.8	66t	23/145	72.9	
11	Dilfer, Trent (2000)	226	134	59.3	1,502	6.65	12	5.3	11	4.9	59t	23/135	76.6	
12	Redman, Chris (2000-03)	198	106	53.5	1,111	5.61	7	3.5	5	2.5	36	17/113	71.3	
13	Case, Stoney (1999)	170	77	45.3	988	5.81	3	1.8	8	4.7	54t	17/116	50.3	
14	Mallett, Ryan (2015-17)	119	70	58.8	648	5.45	4	3.4	3	2.7	39	2/19	74.5	
15	Cunningham, Randall (2001)	89	54	60.7	573	6.44	3	3.4	2	2.2	30	12/66	81.3	
16	Smith, Troy (2007-09)	89	48	53.9	558	6.27	3	3.4	1	1.1	79t	5/30	79.7	
17	Clausen, Jimmy (2015)	85	49	57.6	555	6.53	2	2.4	3	3.5	48t	3/8	70.5	
18	Schaub, Matt (2015)	80	52	65.0	540	6.75	3	3.8	4	5.0	48	3/27	76.0	
19	Mitchell, Scott (1999)	56	24	42.9	236	4.21	1	1.8	4	7.1	28t	6/30	31.5	
20	Taylor, Tyrod (2011-14)	35	19	54.3	199	5.69	0	0.0	2	5.7	25	5/33	47.2	
21	Koch, Sam (2006-17)	4	4	100.0	48	12.00	0	0.0	0	0.0	22	0/0	116.7	
22	Clayton, Mark (2005-09)	5	2	40.0	32	6.40	1	20.0	0	0.0	32t	0/0	101.7	
23	Lewis, Jermaine (1996-2001)	1	1	100.0	3	3.00	0	0.0	0	0.0	3	0/0	79.2	
24	Rice, Ray (2008-13)	2	1	50.0	1	0.50	1	50.0	0	0.0	1t	0/0	95.8	
	Richardson, Wally (1997-98)	2	1	50.0	1	0.50	0	0.0	0	0.0	1	0/0	56.3	
26	Heap, Todd (2001-10)	1	0	0.0	0	0.00	0	0.0	0	0.0	0	0/0	39.6	
	Holmes, Priest (1997-2000)	1	0	0.0	0	0.00	0	0.0	1	100.0	0	0/0	0.0	
	Hymes, Randy (2002-05)	3	0	0.0	0	0.00	0	0.0	0	0.0	0	0/0	39.6	
	Tucker, Justin (2012-17)	1	0	0.0	0	0.00	0	0.0	0	0.0	0	0/0	39.6	
	Zastudil, Dave (2002-05)	1	0	0.0	0	0.00	0	0.0	0	0.0	0	0/0	39.6	
31	Boldin, Anquan (2010-12)	1	1	100.0	(-6)	-6.00	0	0.0	0	0.0	0	0/0	79.2	
32	Richardson, Kyle (1997-2001)	1	1	100.0	(-11)	-11.00	0	0.0	0	0.0	-11	0/0	79.2	

LONGEST PASS PLAYS

95t	Joe Flacco to Mike Wallace vs. Pit., 11/6/16	60	Joe Flacco to Torrey Smith vs. NYJ 11/24/13
92	Eric Zeier to Derrick Alexander vs. Sea., 12/7/97	59	Joe Flacco to Marlon Brown vs. GB, 10/13/13
87t	Steve McNair to Mark Clayton at KC, 12/10/06	59t	Trent Dilfer to Shannon Sharpe vs. Dal., 11/19/00
86t	Vinny Testaverde to Michael Jackson vs. Hou., 12/22/96	59t	Tony Banks to Qadry Ismail at Pit., 12/12/99
83t	Eric Zeier to Derrick Alexander at Cin., 12/21/97	58	Joe Flacco to Ed Dickson vs. Den., 10/10/10
80t	Joe Flacco to Steve Smith Sr. vs. Cin., 9/7/14	58t	Jim Harbaugh to Jermaine Lewis at SD, 11/15/98
79t	Troy Smith to Derrick Mason at Sea., 12/23/07	57t	Kyle Boller to Randy Hymes vs. KC, 10/4/04
77t	Kyle Boller to Demetrius Williams vs. Cle., 12/17/06	57t	Elvis Grbac to Qadry Ismail at Ten., 11/12/01
77t	Jeff Blake to Jamal Lewis vs. NO, 12/8/02	56t	Joe Flacco to Steve Smith Sr. at TB, 10/12/14
77t	Elvis Grbac to Qadry Ismail vs. Ten., 10/7/01	56	Joe Flacco to Anquan Boldin vs. Hou., 10/16/11
76t	Tony Banks to Qadry Ismail at Pit., 12/12/99	56t	Joe Flacco to T.J. Houshmandzadeh at Car., 11/21/10
76t	Tony Banks to Patrick Johnson vs. Ten., 12/5/99	56t	Eric Zeier to Jermaine Lewis at Jax., 9/20/98
74	Joe Flacco to Torrey Smith at Buf., 9/29/13	56	Jim Harbaugh to Eric Green at Jax., 9/20/98
74t	Joe Flacco to Torrey Smith at STL, 9/25/11	54	Joe Flacco to Mike Wallace at Oak., 10/8/17
73t	Kyle Boller to Travis Taylor at Cin., 10/19/03	54	Joe Flacco to Mike Wallace vs. Phi., 12/18/16
73	Tony Banks to Billy Davis at Cin., 11/21/99	54	Joe Flacco to Torrey Smith vs. Pit., 11/28/13
73t	Eric Zeier to Jermaine Lewis vs. Cin., 9/27/98	54	Joe Flacco to Torrey Smith at SD, 11/25/12
72t	Joe Flacco to Derrick Mason vs. Cle., 9/27/09	54	Joe Flacco to Mark Clayton vs. Pit., 11/29/09
70	Joe Flacco to Mike Wallace at NYG, 10/16/16	54	Joe Flacco to Derrick Mason at Ind., 10/12/08
70t	Joe Flacco to Mark Clayton at Cin., 11/30/08	54t	Tony Banks to Qadry Ismail at Pit., 12/12/99
70t	Joe Flacco to Demetrius Williams vs. Oak., 10/26/08	54	Tony Banks to Qadry Ismail vs. Ten., 12/5/99
67	Joe Flacco to Donté Stallworth vs. Pit., 12/5/10	54t	Stoney Case to Justin Armour at Atl., 10/3/99
66	Joe Flacco to Mike Wallace vs. Det., 12/3/17	54t	Vinny Testaverde to Michael Jackson vs. Jax., 8/31/97
66t	Joe Flacco to Jacoby Jones vs. NYJ 11/24/13	53t	Joe Flacco to Breshad Perriman vs. Mia., 12/4/16
66t	Jim Harbaugh to Floyd Turner at Ten., 12/6/98	53	Joe Flacco to Mike Wallace at NYJ, 10/23/16
65t	Joe Flacco to Todd Heap vs. TB, 11/28/10	53	Joe Flacco to Torrey Smith vs. Cle., 12/28/14
65t	Steve McNair to Mark Clayton at Ten., 11/12/06	53t	Joe Flacco to Mark Clayton vs. Phi., 11/23/08
65t	V. Testaverde to Michael Jackson at SF, 11/17/96	53	Kyle Boller to Devard Darling vs. NE, 12/3/07
64	Anthony Wright to Travis Taylor vs. Cin., 12/7/03	53t	Tony Banks to Qadry Ismail at Pit., 9/3/00
64	Jeff Blake to Travis Taylor at Atl., 11/3/02	53	Jim Harbaugh to Jermaine Lewis vs. Ind., 11/29/98
64	Tony Banks to Patrick Johnson vs. Cin., 12/26/99	53	Jim Harbaugh to Michael Jackson at GB, 10/25/98
64t	Eric Zeier to Jermaine Lewis vs. Pit., 9/6/98	53	Vinny Testaverde to Derrick Alexander vs. Pit., 12/1/96
64t	V. Testaverde to Derrick Alexander vs. NO, 9/29/96	52	Joe Flacco to Mike Wallace at Oak., 10/8/17
63	Joe Flacco to Tandon Doss vs. GB, 10/13/13	52t	Joe Flacco to Steve Smith Sr. vs. Oak., 10/2/16
63	Joe Flacco to Ray Rice at Min., 10/18/09	52	Joe Flacco to Torrey Smith vs. Cin., 9/10/12
63	Elvis Grbac to Travis Taylor at Den., 9/30/01	52	Joe Flacco to Ray Rice vs. NYJ, 10/2/11
62t	Joe Flacco to Derrick Mason vs. Det., 12/13/09	52	Kyle Boller to Mark Clayton vs. NE, 12/3/07
62t	Kyle Boller to Mark Clayton vs. Car., 10/15/06	52	Kyle Boller to Clarence Moore at Phi., 10/31/04
61t	Joe Flacco to Steve Smith Sr. vs. Car., 9/28/14	52t	Vinny Testaverde to Bam Morris at Jax., 11/10/96
61t	Joe Flacco to Dennis Pitta vs. Den., 12/16/12	52t	Stoney Case to Patrick Johnson at Atl., 10/3/99
61	Joe Flacco to Anquan Boldin vs. Pit., 12/5/10	51	Joe Flacco to Torrey Smith vs. Hou., 10/16/11
		50t	Joe Flacco to Steve Smith Sr. vs. Cin., 9/27/15

ALL 300-YARD GAMES

429	Vinny Testaverde vs. STL, 10/27/96 (31 of 51)
389	Joe Flacco at STL, 9/25/11 (27 of 48)
385	Joe Flacco at Min., 10/18/09 (28 of 43)
384	Joe Flacco at Oak., 9/20/15 (32 of 45)
382	Joe Flacco vs. NE, 9/23/12 (28 of 39)
381	Joe Flacco vs. Mia., 12/4/16 (36 of 47)
373	Steve McNair at Ten., 11/12/06 (29 of 47)
366	Vinny Testaverde vs. Jax., 11/24/96 (31 of 50)
362	Joe Flacco vs. Cin., 9/27/15 (32 of 49)
362	Joe Flacco at Den., 9/5/13 (34 of 62)
356	Joe Flacco vs. Cle., 9/27/12 (30 of 46)
355	Joe Flacco at SD, 11/25/12 (30 of 51)
353	Vinny Testaverde vs. NE, 10/6/96 (29 of 45)
349	Eric Zeier at Cin., 12/21/97 (28 of 41)
347	Joe Flacco at Buf., 9/29/13 (25 of 50)
345	Joe Flacco vs. Cin., 9/7/14 (35 of 62)
343	Joe Flacco at SF, 10/18/15 (33 of 53)
342	Joe Flacco vs. GB, 10/13/13 (20 of 34)
342	Joe Flacco vs. Cle., 9/27/09 (25 of 35)
341	Joe Flacco vs. Oak., 11/11/12 (21 of 33)
338	Vinny Testaverde at Den., 10/20/96 (27 of 45)
336	Joe Flacco vs. Ari., 10/30/11 (31 of 51)
336	Jeff Blake at Pit., 12/29/02 (19 of 26)
332	Tony Banks vs. Ten., 12/5/99 (18 of 31)
331	Vinny Testaverde vs. Mia., 10/19/97 (32 of 47)
327	Joe Flacco vs. Car., 9/28/14 (22 of 31)
326	Elvis Grbac at Cin., 9/23/01 (33 of 63)
324	Joe Flacco at NE, 12/12/16 (37 of 52)
322	Vinny Testaverde vs. Jax., 8/31/97 (24 of 41)
319	Joe Flacco vs. SD, 11/1/15 (25 of 37)
319	Anthony Wright vs. Sea., 11/23/03 (20 of 37)
318	Vinny Testaverde at Ten., 9/21/97 (23 of 37)
316	Joe Flacco vs. Jax., 11/15/15 (34 of 45)
316	Jeff Blake vs. NO, 12/8/02 (18 of 39)
312	Joe Flacco vs. Cle., 12/28/14 (22 of 36)
309	Joe Flacco vs. NYG, 12/23/12 (25 of 36)
308	Matt Schaub at Mia., 12/6/15 (32 of 46)
307	Joe Flacco at NYG, 10/16/16 (26 of 48)
307	Joe Flacco vs. KC, 9/13/09 (26 of 43)
307	Steve McNair at Cle., 9/30/07 (34 of 53)
307	Vinny Testaverde vs. Hou., 12/22/96 (23 of 32)
306	Joe Flacco at TB, 10/12/14 (21 of 29)
305	Joe Flacco vs. Hou., 10/16/11 (20 of 33)
303	Joe Flacco at Pit., 11/2/14 (30 of 45)
302	Joe Flacco at Cle., 9/18/16 (25 of 45)
302	Kyle Boller at Cin., 10/19/03 (15 of 27)
302	Eric Zeier vs. Sea., 12/7/97 (17 of 28)
301	Joe Flacco at Car., 11/21/10 (24 of 33)
300	Joe Flacco at Pit., 11/6/11 (28 of 47)

Current Ravens in Bold



PASSING RECORDS

PASSING RECORDS

HIGHEST QUARTERBACK PASSER RATING

CAREER (MIN. 450 ATT.)

84.1	Joe Flacco (2008-17)
82.8	Vinny Testaverde (1996-97)
79.9	Steve McNair (2006-07)

SEASON (MIN. 300 ATT.)

93.6	Joe Flacco (2010)
91.0	Joe Flacco (2014)
88.9	Joe Flacco (2009)

GAME (MIN. 15 ATT.)

149.7	Joe Flacco (10/12/14 at TB)
137.4	Joe Flacco (9/28/14 vs. Car.)
136.8	Kyle Boller (12/19/05 vs. GB)

MOST PASS ATTEMPTS

CAREER

5,291	Joe Flacco (2008-17)
1,311	Kyle Boller (2003-08)
1,019	Vinny Testaverde (1996-97)

SEASON

672	Joe Flacco (2016)
614	Joe Flacco (2013)
554	Joe Flacco (2014)

GAME

63	Elvis Grbac (9/23/01 at Cin.)
62	Joe Flacco (9/7/14 vs. Cin.)
	Joe Flacco (9/5/13 at Den.)

MOST PASS COMPLETIONS

CAREER

3,267	Joe Flacco (2008-17)
746	Kyle Boller (2003-08)
596	Vinny Testaverde (1996-97)

SEASON

436	Joe Flacco (2016)
362	Joe Flacco (2013)
352	Joe Flacco (2017)

GAME

37	Joe Flacco (12/12/16 at NE)
36	Joe Flacco (12/4/16 vs. Mia.)
35	Joe Flacco (9/7/14 vs. Cin.)
34	Joe Flacco (11/5/17 at Ten.)
	Joe Flacco (11/15/15 vs. Jax.)
	Joe Flacco (9/5/13 at Den.)
	Steve McNair (9/30/07 at Cle.)
33	Joe Flacco (10/18/15 at SF)
	Elvis Grbac (9/23/01 at Cin.)

MOST PASSING YARDAGE

CAREER

35,780	Joe Flacco (2008-17)
7,846	Kyle Boller (2003-08)
7,148	Vinny Testaverde (1996-97)

SEASON

4,317	Joe Flacco (2016)
4,177	Vinny Testaverde (1996)
3,986	Joe Flacco (2014)

GAME

429	Vinny Testaverde (10/27/96 vs. STL - OT)
389	Joe Flacco (9/25/11 at STL)
385	Joe Flacco (10/18/09 at Min.)
384	Joe Flacco (9/20/15 at Oak.)

MOST 400-YARD PASSING GAMES

CAREER

1	Vinny Testaverde (1996-97)
---	----------------------------

SEASON

1	Vinny Testaverde (1996)
---	-------------------------

MOST 300-YARD PASSING GAMES

CAREER

30	Joe Flacco (2008-17)
8	Vinny Testaverde (1996-97)
2	Steve McNair (2006-07)
	Jeff Blake (2002)
	Eric Zeier (1996-97)

SEASON

5	Joe Flacco (2015, 2014, 2012)
	Vinny Testaverde (1996)
4	Joe Flacco (2016, 2011)
3	Joe Flacco (2013, 2009)
2	Jeff Blake (2002); Eric Zeier (1997)

LONGEST COMPLETION

95t	Joe Flacco to Mike Wallace (11/6/16 vs. Pit.)
92	Eric Zeier to Derrick Alexander (12/7/97 vs. Sea.)
87t	Steve McNair to Mark Clayton (12/10/06 at KC)
86t	Vinny Testaverde to Michael Jackson (12/22/96 vs. Hou.)

HIGHEST COMPLETION PERCENTAGE

CAREER (MIN. 400 ATT.)

63.6	Steve McNair (2006-07)
61.7	Joe Flacco (2008-17)
58.5	Vinny Testaverde (1996-97)

SEASON (MIN. 225 ATT.)

64.9	Joe Flacco (2016)
64.4	Joe Flacco (2015)
64.1	Joe Flacco (2017)
63.1	Joe Flacco (2009)
63.0	Steve McNair (2006)

GAME (MIN. 20 ATT.)

80.0	Joe Flacco (11/1/09 vs. Den.), 20 of 25
	Elvis Grbac (10/21/01 at Cle.), 16 of 20
	Elvis Grbac (9/9/01 vs. Chi.), 24 of 30
79.4	Jim Harbaugh (11/1/98 vs. Jax.), 27 of 34

HIGHEST AVERAGE GAIN PER ATTEMPT

CAREER (MIN. 400 ATT.)

7.01	Vinny Testaverde (1996-97)
6.76	Joe Flacco (2008-17)
6.49	Elvis Grbac (2001)

SEASON (MIN. 225 ATT.)

7.61	Vinny Testaverde (1996)
7.41	Joe Flacco (2010)
7.24	Joe Flacco (2009)

GAME (MIN. 15 ATT.)

12.92	Jeff Blake (12/29/02 at Pit.), 26-336
12.91	Joe Flacco (12/28/08 vs. Jax.), 23-297
12.70	Eric Zeier (9/27/98 vs. Cin.), 20-254

MOST TOUCHDOWNS PASSING

CAREER

200	Joe Flacco (2008-17)
51	Vinny Testaverde (1996-97)
45	Kyle Boller (2003-08)

SEASON

33	Vinny Testaverde (1996)
27	Joe Flacco (2014)
25	Joe Flacco (2010)

GAME

5	Joe Flacco (10/12/14 at TB)
	Tony Banks (9/10/00 vs. Jax.)
4	Joe Flacco (12/4/16 vs. Mia.)
	Joe Flacco (12/20/09 vs. Chi.)
	Kyle Boller (12/12/04 vs. NYG)
	Anthony Wright (11/23/03 vs. Sea.)
	Tony Banks (12/5/99 vs. Ten.)
	Vinny Testaverde (10/20/96 at Den.)

MOST GAMES, 4 OR MORE TD PASSES

CAREER

3	Joe Flacco (2008-17)
2	Tony Banks (1999-2000)
1	Kyle Boller (2003-08)
	Anthony Wright (2002-05)
	Vinny Testaverde (1996-97)

SEASON

1	Joe Flacco (2016, 2014, 2009)
	Kyle Boller (2004)
	Anthony Wright (2003)
	Tony Banks (2000, 1999)
	Vinny Testaverde (1996)

MOST GAMES, 3 OR MORE TD PASSES

CAREER

16	Joe Flacco (2008-17)
10	Vinny Testaverde (1996-97)
5	Kyle Boller (2003-08)

SEASON

7	Vinny Testaverde (1996)
3	Joe Flacco (2012, 2010)
	Kyle Boller (2005)
	Tony Banks (1999)

MOST CONSECUTIVE GAMES, 3 OR MORE TD PASSES

4	Vinny Testaverde (5th-8th, 1996)
3	Tony Banks (12th-14th, 1999)

MOST CONSECUTIVE GAMES, TD PASSES

13	Vinny Testaverde (13th, 1996-9th, 1997)
*11	Joe Flacco (2nd-10th, 2015 - 1st-2nd, 2016)
10	Joe Flacco (6th-15th, 2010)
8	Joe Flacco (8th-15th, 2016)
	Joe Flacco (9th-16th, 2014)
	Joe Flacco (6th-13th, 2013)
	Joe Flacco (13th, 2011 - 4th, 2012)
	Joe Flacco (6th-13th, 2008)

MOST CONSECUTIVE PASSES ATTEMPTED NOT INTERCEPTED

176	Joe Flacco (9/25/16-10/23/16)
175	Eric Zeier (11/9/97-9/20/98)
162	Steve McNair (11/12/06-12/24/06)
137	Joe Flacco (10/3/10-11/11/10)
134	Joe Flacco (12/10/17-12/31/17)
126	Joe Flacco (11/2/14-12/7/14)
	Joe Flacco (11/11/12-12/2/12)

MOST CONSECUTIVE PASSES COMPLETED

21	Joe Flacco (9/25/16 at Jax.)
14	Joe Flacco (11/1/09 vs. Den.)
12	Matt Schaub (12/6/15 at Mia.)
	Joe Flacco (10/5/08 vs. Ten.)
11	Joe Flacco (9/7/14 vs. Cin. - 9/11/14 vs. Pit.)
	Joe Flacco (10/12/08 at Ind.)

MOST PASSES HAD INTERCEPTED

CAREER

130	Joe Flacco (2008-17)
44	Kyle Boller (2003-08)
34	Vinny Testaverde (1996-97)

SEASON

22	Joe Flacco (2013)
19	Vinny Testaverde (1996)
18	Elvis Grbac (2001)

GAME

5	Joe Flacco (9/29/13 at Buf.)
4	Joe Flacco (9/19/10 at Cin.)
	Elvis Grbac (11/18/01 vs. Cle.)
	Vinny Testaverde (11/3/96 vs. Cin.)

MOST PASS ATTEMPTS, NO INTERCEPTIONS

GAME

52	Joe Flacco (10/2/16 vs. Oak.)
51	Joe Flacco (11/25/12 at SD)
50	Vinny Testaverde (11/24/96 vs. Jax.)
48	Joe Flacco (10/16/16 at NYG)
	Joe Flacco (9/25/11 at STL)

LOWEST PCT. PASSES HAD INTERCEPTED

CAREER (MIN. 450 ATT.)

2.4	Steve McNair (2006-07)
2.5	Joe Flacco (2008-17)
2.7	Tony Banks (1999-2000)

SEASON (MIN. 225 ATT.)

1.9	Joe Flacco (2012)
2.0	Joe Flacco (2010)
2.2	Joe Flacco (2016, 2014, 2011)
2.4	Joe Flacco (2017, 2009)
	Kyle Boller (2004)

MOST TIMES SACKED

CAREER

317	Joe Flacco (2008-17)
102	Kyle Boller (2003-08)
54	Vinny Testaverde (1996-97)

SEASON

48	Joe Flacco (2013)
40	Joe Flacco (2010)
36	Joe Flacco (2009)

GAME

7	Jeff Blake (11/17/02 at Mia.)
	Tony Banks (11/21/99 at Cin.)
	Eric Zeier (12/21/97 at Cin.)

* Flacco missed the final 6 games of 2015 on IR



RECEIVING RECORDS

TOP 10 CAREER RECEIVING YARDS

RANK	NAME (SEASONS)	REC	YDS	AVG	LG	TD
1	Mason, Derrick (2005-10)	471	5,777	12.3	79t	29
2	Heap, Todd (2001-10)	467	5,492	11.8	65t	41
3	Smith, Torrey (2011-14)	213	3,591	16.9	74t	30
4	Clayton, Mark (2005-09)	234	3,116	13.3	87t	12
5	Rice, Ray (2008-13)	369	3,034	8.2	63	6
6	Ismail, Qadry (1999-2001)	191	2,819	14.8	77t	18
7	Taylor, Travis (2000-04)	204	2,758	13.5	73t	15
8	Boldin, Anquan (2010-12)	186	2,645	14.2	61	14
9	Jackson, Michael (1996-98)	183	2,596	14.2	86t	18
10	Smith Sr., Steve (2014-16)	195	2,534	13.0	80t	14

RECEIVING RECORDS

MOST RECEPTIONS

CAREER

471	Derrick Mason (2005-10)
467	Todd Heap (2001-10)
369	Ray Rice (2008-13) - RB

SEASON

103	Derrick Mason (2007)
86	Dennis Pitta (2016)
	Derrick Mason (2005)
80	Derrick Mason (2008)
79	Steve Smith Sr. (2014)

GAME

13	Steve Smith Sr. (9/27/15 vs. Cin.)
	Priest Holmes (10/11/98 vs. Ten.) - RB
12	Javorius Allen (12/6/15 at Mia.) - RB
11	Dennis Pitta (11/11/17 at Cin.)
	Derrick Mason (10/7/07 at SF)
10	Mike Wallace (10/23/16 at NYJ)
	Steve Smith Sr. (9/20/15 at Oak.)
	Dennis Pitta (9/7/14 vs. Cin.)
	Ed Dickson (11/13/11 at Sea.)
	Ray Rice (10/18/09 at Min.) - RB
	Derrick Mason (9/30/07 at Cle.)
	Floyd Turner (12/13/98 vs. Min.)

MOST SEASONS, 50 OR MORE RECEPTIONS

6	Derrick Mason (2005-10)
5	Ray Rice (2009-13)
	Todd Heap (2009, 2006, 2005, 2003, 2002)
3	Anquan Boldin (2010-12)

MOST CONSECUTIVE GAMES W/ A RECEPTION

74	Todd Heap (2002-07)
71	Ray Rice (2008-12)
46	Derrick Mason (2006-09)

MOST RECEIVING YARDAGE

CAREER

5,777	Derrick Mason (2005-10), 471 rec.
5,492	Todd Heap (2001-10), 467 rec.
3,591	Torrey Smith (2011-14), 213 rec.

SEASON

1,201	Michael Jackson (1996), 76 rec.
1,128	Torrey Smith (2013), 65 rec.
1,105	Qadry Ismail (1999), 68 rec.

GAME

258	Qadry Ismail (12/12/99 at Pit.), 6 rec.
198	Derrick Alexander (12/1/96 vs. Pit.), 7 rec.
186	Steve Smith Sr. (9/27/15 vs. Cin.), 13 rec.

MOST RECEIVING YARDAGE IN A HALF

210	Qadry Ismail (12/12/99 at Pit.), 4 rec.
166	Derrick Alexander (12/1/96 vs. Pit.), 5 rec.
144	Torrey Smith (9/25/11 at STL), 4 rec.

MOST SEASONS, 1,000 OR MORE YARDS, RECEIVING

4	Derrick Mason (2009, 2008, 2007, 2005)
2	Qadry Ismail (2001, 1999)
	Derrick Alexander (1997, 1996)

MOST 100-YARD RECEIVING GAMES

CAREER

9	Mark Clayton (2005-09)
8	Steve Smith Sr. (2014-16)
7	Derrick Mason (2005-10)
	Derrick Alexander (1996-97)
6	Torrey Smith (2011-14)
	Anquan Boldin (2010-12)
5	Qadry Ismail (1999-2001)
	Michael Jackson (1996-98)

SEASON

4	Steve Smith Sr. (2014)
	Mark Clayton (2006)
	Michael Jackson (1996)
3	Steve Smith Sr. (2015)
	Anquan Boldin (2010)
	Qadry Ismail (1999)
	Derrick Alexander (1997, 1996)

MOST CONSECUTIVE GAMES, AT LEAST 100 YARDS, RECEIVING

3	Qadry Ismail (1999)
2	Mike Wallace (2016)
	Steve Smith Sr. (2015, 2014)
	Torrey Smith (2013)
	Floyd Turner (1998, 1996)
	Michael Jackson (1997, 1996)

LONGEST PASS RECEPTION

95t	Mike Wallace (11/6/16 vs. Pit.)
92	Derrick Alexander (12/7/97 vs. Sea.)
87t	Mark Clayton (12/10/06 at KC)

AVERAGE GAIN PER RECEPTION

CAREER (MIN. 60 RECEPTIONS)

16.9	Torrey Smith (2011-14), 213-3,591
16.6	Derrick Alexander (1996-97), 127-2,108
16.0	Demetrius Williams (2006-09), 63-1,008

SEASON (MIN. 25 RECEPTIONS)

19.1	Jermaine Lewis (1998), 41-784
18.1	Patrick Johnson (1999), 29-526
17.7	Derrick Alexander (1996), 62-1,099

GAME (MIN. 3 RECEPTIONS)

44.3	Mike Wallace (10/8/17 at Oak.), 3-133
43.0	Qadry Ismail (12/12/99 at Pit.), 6-258
34.5	Travis Taylor (10/19/03 at Cin.), 4-138
33.2	Torrey Smith (9/29/13 at Buf.), 5-166

MOST TD RECEPTIONS

CAREER

41	Todd Heap (2001-10)
30	Torrey Smith (2011-14)
29	Derrick Mason (2005-10)

SEASON

14	Michael Jackson (1996)
11	Torrey Smith (2014)
9	Derrick Alexander (1997, 1996)
8	Torrey Smith (2012)
7	Marlon Brown (2013)
	Dennis Pitta (2012)
	Torrey Smith (2011)
	Derrick Mason (2010, 2009)
	Anquan Boldin (2010)
	Todd Heap (2005)
	Qadry Ismail (2001)

GAME

4	Marcus Robinson (11/23/03 vs. Sea.)
3	Torrey Smith (9/25/11 at STL)
	Anquan Boldin (9/26/10 vs. Cle.)
	Qadry Ismail (12/12/99 at Pit.)
	Michael Jackson (12/22/96 vs. Hou.)
2	39 times, last by Dennis Pitta (12/4/16 vs. Mia.)

MOST CONSECUTIVE GAMES, TD RECEPTIONS

5	Michael Jackson (1996, 7th-11th games)
4	Derrick Alexander (1997, 6th-9th games)
3	Todd Heap (2006, 2nd-4th games)

ALL 100-YARD GAMES

258	Qadry Ismail at Pit., 12/12/99 (6 rec.)
198	Derrick Alexander vs. Pit., 12/1/96 (7 rec.)
186	Steve Smith Sr. vs. Cin., 9/27/15 (13 rec.)
166	Torrey Smith at Buf., 9/29/13 (5 rec.)
165	Torrey Smith vs. Cin., 11/20/11 (6 rec.)
164	Mark Clayton at Cin., 11/30/08 (5 rec.)
152	Torrey Smith at STL, 9/25/11 (5 rec.)
150	Steve Smith Sr. at Oak., 9/20/15 (10 rec.)
150	Derrick Alexander vs. Sea., 12/7/97 (6 rec.)
150	Michael Jackson vs. Jax., 11/24/96 (9 rec.)
147	Floyd Turner vs. Min., 12/13/98 (10 rec.)
146	Todd Heap at Pit., 12/29/02 (7 rec.)
145	Anquan Boldin vs. Ari., 10/30/11 (7 rec.)
144	Torrey Smith at SD, 11/25/12 (7 rec.)
143	Michael Jackson vs. Jax., 8/31/97 (8 rec.)
142	Anquan Boldin vs. Cle., 9/26/10 (8 rec.)
142	Derrick Mason vs. Ind., 11/22/09 (9 rec.)
139	Steve Smith Sr. vs. Car., 9/28/14 (7 rec.)
138	Travis Taylor at Cin., 10/19/03 (4 rec.)
137	Steve Smith Sr. at SF, 10/18/15 (7 rec.)
137	Derrick Mason at Pit., 9/29/08 (8 rec.)
136	Derrick Mason at Cle., 11/2/08 (9 rec.)
133	Mike Wallace at Oak., 10/8/17 (3 rec.)
132	Anquan Boldin vs. Hou., 10/16/11 (8 rec.)
132	Derrick Mason at Cle., 9/24/06 (7 rec.)
131	Anquan Boldin vs. Cle., 9/27/12 (9 rec.)
131	Marcus Robinson vs. Sea., 11/23/03 (7 rec.)
129	Mark Clayton vs. Pit., 11/29/09 (7 rec.)
129	Todd Heap at Cin., 10/19/03 (7 rec.)
129	Qadry Ismail at Ten., 11/12/01 (8 rec.)
128	Kamar Aiken vs. KC, 12/20/15 (8 rec.)
128	Mark Clayton vs. Jax., 12/28/08 (4 rec.)
128	Michael Jackson vs. NE, 10/6/96 (8 rec.)
127	Torrey Smith vs. NE, 9/23/12 (6 rec.)
127	Travis Taylor at Atl., 11/3/02 (4 rec.)
126	Derrick Alexander at Den., 10/20/96 (6 rec.)
125	Dennis Pitta vs. Den., 12/16/12 (7 rec.)
125	Mark Clayton at Ten., 11/12/06 (7 rec.)
124	Mike Wallace vs. Pit., 11/6/16 (4 rec.)
124	Jermaine Lewis at Sea., 9/21/97 (8 rec.)
123	Derrick Alexander vs. NE, 10/6/96 (6 rec.)
122	Jermaine Lewis vs. Cin., 9/27/98 (4 rec.)
121	Torrey Smith at Mia., 10/6/13 (6 rec.)
120	Mike Wallace at NYJ, 10/23/16 (10 rec.)
118	Anquan Boldin vs. Pit., 12/5/10 (5 rec.)
118	Derrick Mason vs. Cle., 9/27/09 (5 rec.)
118	Steve Smith Sr. vs. Cin., 9/7/14 (7 rec.)
117	Ray Rice at Min., 10/18/09 (10 rec.)
117	Jermaine Lewis at Jax., 9/20/98 (4 rec.)
117	Michael Jackson vs. Hou., 12/22/96 (5 rec.)
116	Mike Wallace vs. Det., 12/3/17 (5 rec.)
115	Qadry Ismail vs. NO, 12/19/99 (7 rec.)
114	Patrick Johnson at NE, 1/2/00 (9 rec.)
113	Qadry Ismail vs. Ten., 12/5/99 (5 rec.)
113	Michael Jackson vs. STL, 10/27/96 (7 rec.)
112	Mark Clayton at KC, 12/10/06 (5 rec.)
111	Steve Smith Sr. vs. Oak., 10/2/16 (8 rec.)
111	Derrick Alexander at Cin., 12/21/97 (5 rec.)
110	Steve Smith Sr. at TB, 10/12/14 (5 rec.)
110	Anquan Boldin at NYJ, 9/13/10 (7 rec.)
110	Todd Heap vs. GB, 12/19/05 (9 rec.)
108	Mark Clayton at Pit., 12/24/06 (7 rec.)
108	Jamal Lewis vs. NO, 12/8/02 (4 rec.)
108	Floyd Turner at Ten., 12/6/98 (4 rec.)
108	Floyd Turner vs. STL, 10/27/96 (6 rec.)
107	Javorius Allen at Mia., 12/6/15 (12 rec.)
107	Mark Clayton vs. Cin., 11/11/07 (8 rec.)
107	Devard Darling vs. Cle., 11/18/07 (4 rec.)
105	Mark Clayton at Den., 12/11/05 (7 rec.)
105	Jermaine Lewis vs. Mia., 10/19/97 (6 rec.)
104	Shannon Sharpe vs. Ten., 10/22/00 (8 rec.)
104	Derrick Alexander vs. Cin., 9/7/97 (8 rec.)
104	Floyd Turner vs. Cin., 11/3/96 (6 rec.)
103	Jacoby Jones vs. NYJ, 11/24/13 (4 rec.)
103	Derrick Mason vs. Min., 12/25/05 (9 rec.)
102	Dennis Pitta at Cle., 9/18/16 (9 rec.)
102	Marcus Robinson vs. Pit., 12/28/03 (6 rec.)
102	Qadry Ismail at Pit., 9/3/00 (7 rec.)
101	Crockett Gillmore vs. STL, 11/22/15 (5 rec.)
101	Steve Smith Sr. at Cle., 9/21/14 (5 rec.)
101	Mark Clayton vs. Car., 10/15/06 (5 rec.)
101	Shannon Sharpe vs. Dal., 11/19/00 (5 rec.)
100	Derrick Mason at NE, 10/17/10 (8 rec.)
100	Demetrius Williams vs. Cle., 12/17/06 (2 rec.)

Current Ravens in Bold

RUSHING RECORDS

TOP 10 CAREER RUSHING YARDS

RANK	NAME (SEASONS)	ATT	YDS	AVG	LG	TD
1	Lewis, Jamal (2000-06)	1,822	7,801	4.3	82t	45
2	Rice, Ray (2008-13)	1,430	6,180	4.3	70t	37
3	McGahee, Willis (2007-10)	673	2,802	4.2	77t	31
4	Holmes, Priest (1997-2000)	459	2,102	4.6	72	10
5	Forsett, Justin (2014-16)	417	2,005	4.8	52	10
6	Taylor, Chester (2002-05)	373	1,599	4.3	52	4
7	Morris, Byron "Bam" (1996-97)	376	1,511	4.0	25	8
8	Pierce, Bernard (2012-14)	353	1,334	3.8	78	5
9	McClain, Le'Ron (2007-10)	314	1,185	3.8	82t	12
10	Allen, Javorius (2015-17)	299	1,139	3.8	44	5

RUSHING RECORDS

MOST RUSHING ATTEMPTS

CAREER	NAME (YEAR)	ATTEMPTS
1,822	Jamal Lewis (2000-06)	1,822
1,430	Ray Rice (2008-13)	1,430
673	Willis McGahee (2007-10)	673
SEASON	NAME (YEAR)	ATTEMPTS
387	Jamal Lewis (2003)	387
314	Jamal Lewis (2006)	314
309	Jamal Lewis (2000)	309
GAME	NAME (DATE)	ATTEMPTS
36	Priest Holmes (11/22/98 at Cin.)	36
	Bam Morris (10/26/97 at Was.)	36
35	Jay Graham (11/16/97 vs. Phi. - OT)	35

MOST YARDAGE

CAREER	NAME (YEAR)	YARDS
7,801	Jamal Lewis (2000-06)	7,801
6,180	Ray Rice (2008-13)	6,180
2,802	Willis McGahee (2007-10)	2,802
SEASON	NAME (YEAR)	YARDS
2,066	Jamal Lewis (2003)	2,066
1,364	Ray Rice (2011)	1,364
	Jamal Lewis (2000)	1,364
1,339	Ray Rice (2009)	1,339
1,327	Jamal Lewis (2002)	1,327
1,266	Justin Forsett (2014)	1,266
GAME	NAME (DATE)	YARDS
295	Jamal Lewis (9/14/03 vs. Cle.)	295
227	Priest Holmes (11/22/98 at Cin.)	227
205	Jamal Lewis (12/21/03 at Cle.)	205
204	Ray Rice (12/4/11 at Cle.)	204
191	Ray Rice (1/1/12 at Cin.)	191

MOST 100-YARD RUSHING GAMES

CAREER	NAME (YEAR)	GAMES
30	Jamal Lewis (2000-06)	30
18	Ray Rice (2008-13)	18
9	Willis McGahee (2007-10)	9
SEASON	NAME (YEAR)	GAMES
12	Jamal Lewis (2003)	12
6	Ray Rice (2011)	6
5	Justin Forsett (2014)	5
	Willis McGahee (2007)	5
	Jamal Lewis (2002)	5
	Jamal Lewis (2000)	5
4	Ray Rice (2012, 2009)	4
	Jamal Lewis (2004)	4
	Errict Rhett (1999)	4
	Priest Holmes (1998)	4

LONGEST RUN FROM SCRIMMAGE

YARDS	NAME (DATE)
82t	Le'Ron McClain (12/20/08 at Dal.)
	Jamal Lewis (9/14/03 vs. Cle.)
78	Bernard Pierce (12/23/12 vs. NYG)
77t	Willis McGahee (1/3/10 at Oak.)
	Willis McGahee (12/20/08 at Dal.)

MOST RUSHING TOUCHDOWNS

CAREER	NAME (YEAR)	TOUCHDOWNS
45	Jamal Lewis (2000-06)	45
37	Ray Rice (2008-13)	37
31	Willis McGahee (2007-10)	31
16	Joe Flacco (2008-17)	16
SEASON	NAME (YEAR)	TOUCHDOWNS
14	Jamal Lewis (2003)	14
12	Ray Rice (2011), Willis McGahee (2009)	12
10	Le'Ron McClain (2008)	10
GAME	NAME (DATE)	TOUCHDOWNS
3	Ray Rice (10/30/11 vs. Ari.)	3
	Willis McGahee (1/3/10 at Oak.)	3
	Jamal Lewis (twice, 11/19/06 vs. ATL; 12/7/03 vs. Cin.)	3
2	33 times (last by Javorius Allen 12/10/17 at Pit.)	2

MOST CONSECUTIVE GAMES W/ A RUSHING TD

GAMES	NAME (YEAR)
7	Willis McGahee (2007)
4	Alex Collins (2017)
	Ray Rice (2009)
	Jamal Lewis (2003)
3	Willis McGahee (twice in 2009, once in 2010)
	Le'Ron McClain (2008)
	Jamal Lewis (2006, 2004, 2000)

HIGHEST RUSHING AVERAGE

CAREER (MIN. 350 CARRIES)	NAME (YEAR)	AVERAGE
4.8	Justin Forsett (2014-16)	4.8
4.6	Priest Holmes (1997-2000)	4.6
4.3	Ray Rice (2008-13)	4.3
	Jamal Lewis (2000-06)	4.3
	Chester Taylor (2002-05)	4.3
SEASON (MIN. 100 CARRIES)	NAME (YEAR)	AVERAGE
5.4	Justin Forsett (2014)	5.4
5.3	Ray Rice (2009)	5.3
	Jamal Lewis (2003)	5.3
5.0	Willis McGahee (2009)	5.0
GAME (MIN. 10 CARRIES)	NAME (DATE)	AVERAGE
12.8	Ray Rice (12/13/09 vs. Det.)	12.8
10.4	Willis McGahee (1/3/10 at Oak.)	10.4
10.3	Jamal Lewis (9/26/04 at Cin.)	10.3

LONGEST RUNS

82t	Le'Ron McClain at Dal., 12/20/08	59t	Ray Rice vs. Det., 12/13/09
82t	Jamal Lewis vs. Cle., 9/14/03	56	Priest Holmes at Cin., 11/22/98
78	Bernard Pierce vs. NYG, 12/23/12	55	Moe Williams vs. Ind., 12/2/01
77t	Willis McGahee at Oak., 1/3/10	53	Ray Rice at STL, 9/25/11
77t	Willis McGahee at Dal., 12/20/08	52	Justin Forsett at TB, 10/12/14
75t	Jamal Lewis at Cin., 9/26/04	52	Ray Rice vs. Det., 12/13/09
75	Jamal Lewis at Cle., 10/6/02	52	Jamal Lewis vs. Cle., 12/17/06
72t	Jamal Lewis at Cle., 12/21/03	52	Jamal Lewis at Ari., 10/12/03
72	Priest Holmes vs. Ten., 12/5/99	52t	Errict Rhett at Cle., 11/7/99
70t	Ray Rice at Cin., 1/1/12	52	Chester Taylor vs. Cle., 10/16/05
67	Ray Rice at Cle., 12/4/11	51t	Ray Rice at Cin., 1/1/12
64t	Priest Holmes at Pit., 12/12/99	50	Alex Collins vs. Pit., 10/1/17
63t	Jamal Lewis vs. Cle., 9/14/03	50	Ray Rice vs. NO., 12/19/10
60	Ray Rice at Cle., 11/2/08	50	Ray Rice at NE, 10/4/09
59	Ray Rice vs. Cin., 11/20/11		

ALL 100-YARD GAMES

295	Jamal Lewis vs. Cle., 9/14/03 (30 car.)
227	Priest Holmes at Cin., 11/22/98 (36 car.)
205	Jamal Lewis at Cle., 12/21/03 (22 car.)
204	Ray Rice at Cle., 12/4/11 (29 car.)
191	Ray Rice at Cin., 1/1/12 (24 car.)
187	Jamal Lewis at Cle., 10/6/02 (26 car.)
187	Jamal Lewis vs. Dal., 11/19/00 (28 car.)
186	Jamal Lewis at Cin., 9/26/04 (18 car.)
182	Justin Forsett at NO, 11/24/14 (22 car.)
180	Jamal Lewis vs. Cin., 12/7/03 (30 car.)
176	Bam Morris at Was., 10/26/97 (36 car.)
173	Priest Holmes vs. Cin., 9/27/98 (27 car.)
170	Jamal Lewis vs. Cle., 11/26/00 (30 car.)
167	Willis McGahee at Oak., 1/3/10 (16 car.)
167	Jamal Lewis vs. Mia., 1/2/05 (34 car.)
166	Ray Rice vs. Det., 12/13/09 (13 car.)
154	Ray Rice at Cle., 11/2/08 (21 car.)
154	Jay Graham vs. Phi., 11/16/97 (35 car.)
153	Ray Rice vs. NO, 12/19/10 (31 car.)
150	Justin Forsett at Pit., 10/1/15 (27 car.)
149	Earnest Byner vs. NO, 9/29/96 (24 car.)
141	Ray Rice at Pit., 12/27/09 (30 car.)
139	Le'Ron McClain at Dal., 12/20/08 (22 car.)
139	Chester Taylor vs. Cin., 12/5/04 (23 car.)
138	Willis McGahee vs. NE, 12/3/07 (30 car.)
136	Errict Rhett at Atl., 10/3/99 (27 car.)
135	Jamal Lewis vs. Cin., 11/10/02 (21 car.)
134	Jamal Lewis vs. Den., 10/26/03 (32 car.)
133	Ray Rice vs. Den., 10/10/10 (27 car.)
133	Terry Allen vs. Min., 1/7/02 (23 car.)
132	Jamal Lewis at SD, 9/21/03 (23 car.)
132	Priest Holmes vs. Det., 12/27/98 (28 car.)
131	Ray Rice at Chi., 11/17/13 (25 car.)
131	Jamal Lewis at Ari., 10/12/03 (21 car.)
130	Jamal Lewis at Ind., 12/19/04 (20 car.)
130	Priest Holmes at Pit., 12/12/99 (18 car.)
130	Bam Morris at NYJ, 11/2/97 (31 car.)
126	Jamal Lewis at Ari., 12/17/00 (29 car.)
125	Jamal Lewis at Oak., 12/14/03 (24 car.)
123	Bernard Pierce vs. NYG, 12/23/12 (14 car.)
121	Justin Forsett vs. Cle., 10/11/15 (21 car.)
121	Ray Rice at Was., 12/9/12 (20 car.)
121	Jamal Lewis at Cin., 12/1/02 (22 car.)
120	Alex Collins at Pit., 12/10/17 (18 car.)
119	Justin Forsett vs. Cle., 12/28/14 (17 car.)
119	Jamal Lewis vs. Jax., 10/20/02 (28 car.)
119	Priest Holmes at Pit., 9/3/00 (27 car.)
117	Jamal Lewis vs. Sea., 11/23/03 (26 car.)
117	Errict Rhett at Cle., 11/7/99 (17 car.)
117	Bam Morris at Cin., 12/8/96 (21 car.)
116	Jamal Lewis at Was., 10/10/04 (28 car.)
116	Jamal Lewis vs. Cin., 9/24/00 (25 car.)
115	Jamal Lewis vs. KC, 9/28/03 (26 car.)
114	Willis McGahee at Buf., 10/21/07 (19 car.)
114	Jamal Lewis vs. Pit., 12/28/03 (27 car.)
113	Alex Collins vs. Mia., 10/26/17 (18 car.)
113	Terrance West vs. Oak., 10/2/16 (21 car.)
113	Jamal Lewis at Cin., 11/27/05 (23 car.)
113	Errict Rhett vs. Cle., 9/26/99 (22 car.)
112	Willis McGahee at Hou., 11/9/08 (25 car.)
112	Justin Forsett vs. Ten, 11/9/14 (20 car.)
111	Justin Forsett at TB, 10/12/14 (14 car.)
111	Jamal Lewis at STL, 11/9/03 (27 car.)
111	Moe Williams vs. Ind., 12/2/01 (24 car.)
109	Jamal Lewis vs. Cle., 12/17/06 (22 car.)
109	Jamal Lewis vs. NO, 10/29/06 (31 car.)
109	Jamal Lewis at Cin., 11/5/00 (22 car.)
109	Bam Morris at Jax., 11/10/96 (26 car.)
108	Ray Rice vs. KC, 9/13/09 (19 car.)
108	Willis McGahee at Dal., 12/20/08 (8 car.)
108	Terry Allen vs. Ten., 10/7/01 (22 car.)
107	Ray Rice vs. NYG, 12/23/12 (24 car.)
107	Ray Rice vs. Pit., 9/11/11 (19 car.)
106	Justin Forsett vs. SD, 11/30/14 (24 car.)
105	Willis McGahee at Mia., 10/19/08 (19 car.)
105	Jamal Lewis vs. GB, 12/19/05 (22 car.)
104	Ray Rice vs. Cin., 11/20/11 (20 car.)
104	Willis McGahee at Mia., 12/16/07 (29 car.)
104	Willis McGahee at Cle., 9/30/07 (14 car.)
104	Chester Taylor vs. NYG, 12/12/04 (25 car.)
103	Ray Rice vs. Ind., 12/11/11 (26 car.)
103	Ray Rice at NE, 10/4/09 (11 car.)
103	Priest Holmes vs. Ind., 11/29/98 (22 car.)
102	Ray Rice at KC, 10/7/12 (17 car.)
102	Willis McGahee vs. Cle., 11/18/07 (21 car.)
101	Ray Rice vs. NE, 9/23/12 (20 carries)
101	Ray Rice vs. Hou., 10/16/11 (23 carries)
101	Jamal Lewis at Cin., 10/19/03 (19 car.)
101	Errict Rhett vs. Pit., 9/19/99 (22 car.)
100	Jamal Lewis vs. Cle., 12/22/02 (21 car.)
100	Priest Holmes vs. Ten., 12/5/99 (9 car.)
100	Bam Morris vs. Pit., 12/1/96 (28 car.)

Current Ravens in Bold



SCRIMMAGE/COMBINED YARDS

TOP 10 CAREER SCRIMMAGE YARDS

RANK	NAME (SEASONS)	RUSH	RUSH YDS	REC	REC YDS	TOTAL ATT	SCRIM YDS
1	Rice, Ray (2008-13)	1,430	6,180	369	3,034	1,799	9,214
2	Lewis, Jamal (2000-06)	1,822	7,801	160	1,365	1,982	9,166
3	Mason, Derrick (2005-10)	3	1	471	5,777	474	5,778
4	Heap, Todd (2001-10)	8	61	467	5,492	475	5,553
5	Smith, Torrey (2011-14)	7	48	213	3,591	220	3,639
6	McGahee, Willis (2007-10)	673	2,802	96	544	769	3,346
7	Clayton, Mark (2005-09)	25	112	234	3,116	259	3,228
8	Taylor, Travis (2000-04)	29	224	204	2,758	233	2,982
9	Ismail, Qadry (1999-2001)	1	4	191	2,819	192	2,823
10	Holmes, Priest (1997-2000)	459	2,102	88	585	547	2,687

SCRIMMAGE YARDS RECORDS

MOST ATTEMPTS

CAREER	SEASON	GAME
1,982	Jamal Lewis (2000-06)	40
1,799	Ray Rice (2008-13)	38
769	Willis McGahee (2007-10)	36
413	Jamal Lewis (2003)	38
370	Ray Rice (2010)	36
367	Ray Rice (2011)	36
355	Jamal Lewis (2002)	36
40	Jay Graham (11/16/97 vs. Phi.)	38
38	Bam Morris (10/26/97 at Was.)	36
36	Ray Rice (12/19/10 vs. NO)	36
	Ray Rice (10/17/10 at NE)	36
	Priest Holmes (11/22/98 at Cin.)	36

MOST YARDAGE GAINED

CAREER	SEASON	GAME
9,214	Ray Rice (2008-13)	295
9,166	Jamal Lewis (2000-06)	258
5,778	Derrick Mason (2005-10)	233
2,271	Jamal Lewis (2003)	233
2,068	Ray Rice (2011)	233
2,041	Ray Rice (2009)	233
1,776	Ray Rice (2010)	233
295	Jamal Lewis (9/14/03 vs. Cle.)	233
258	Qadry Ismail (12/12/99 at Pit.)	233
233	Ray Rice (12/19/10 vs. NO)	233

TOP 10 CAREER COMBINED YARDS

RECEIVING, RUSHING, KICKOFF RETURN, PUNT RETURN AND FUMBLE RECOVERY YARDS

RANK	NAME (SEASONS)	NO	YDS	AVG	TD
1	Rice, Ray (2008-13)	1,807	9,377	5.2	43
2	Lewis, Jamal (2000-06)	1,982	9,166	4.6	47
3	Lewis, Jermaine (1996-2001)	532	8,001	15.0	22
4	Mason, Derrick (2005-10)	474	5,778	12.2	29
5	Heap, Todd (2001-10)	475	5,553	11.7	41
6	Jones, Jacoby (2012-14)	269	4,904	18.2	8
7	Sams, B.J. (2004-07)	264	4,502	17.1	3
8	Smith, Torrey (2011-14)	221	3,663	16.6	30
9	Taylor, Chester (2002-05)	523	3,273	6.3	7
10	Clayton, Mark (2005-09)	266	3,270	12.3	14

COMBINED YARDS RECORDS

RECEIVING, RUSHING, KICKOFF RETURN, PUNT RETURN AND FUMBLE RECOVERY YARDS

MOST ATTEMPTS

CAREER	SEASON	GAME
1,982	Jamal Lewis (2000-06)	40
1,807	Ray Rice (2008-13)	38
551	Priest Holmes (1997-2000)	36
413	Jamal Lewis (2003)	38
370	Ray Rice (2010)	36
367	Ray Rice (2011)	36
355	Jamal Lewis (2002)	36
40	Jay Graham (11/16/97 vs. Phi.)	38
38	Bam Morris (10/26/97 at Was.)	36
36	Ray Rice (12/19/10 vs. NO)	36
	Ray Rice (10/17/10 at NE)	36
	Priest Holmes (11/22/98 at Cin.)	36

MOST YARDAGE GAINED

CAREER	SEASON	GAME
9,377	Ray Rice (2008-13)	295
9,166	Jamal Lewis (2000-06)	258
8,001	Jermaine Lewis (1996-2001)	233
2,271	Jamal Lewis (2003)	233
2,068	Ray Rice (2011)	233
2,043	Ray Rice (2009)	233
2,025	Jermaine Lewis (1997)	233
308	Jermaine Lewis (12/7/97 vs. Sea.)	233
295	Jamal Lewis (9/14/03 vs. Cle.)	233
258	Qadry Ismail (12/12/99 at Pit.)	233

YARDS FROM SCRIMMAGE (ALL 150-YARD GAMES)

295	Jamal Lewis vs. Cle., 9/14/03
258	Qadry Ismail at Pit., 12/12/99
233	Ray Rice vs. NO, 12/19/10
232	Jamal Lewis at Cin., 9/26/04
227	Priest Holmes at Cin., 11/22/98
226	Jamal Lewis at Cle., 12/21/03
219	Ray Rice vs. Det., 12/13/09
214	Ray Rice at Cle., 12/4/11
213	Jamal Lewis at Cle., 10/6/02
207	Jamal Lewis vs. Dal., 11/19/00
199	Ray Rice at Cin., 1/1/12
198	Derrick Alexander vs. Pit., 12/1/96
194	Ray Rice at Min., 10/18/09
190	Justin Forsett at NO, 11/24/14
186	Steve Smith Sr. vs. Cin., 9/27/15
184	Bam Morris at Was., 10/26/97
182	Bam Morris at Jax., 11/10/96
180	Jamal Lewis at Cin., 12/7/03
180	Ray Rice vs. Mia., 11/7/10
179	Jamal Lewis at Cin., 11/5/00
178	Priest Holmes vs. Cin., 9/27/98
176	Ray Rice at Cle., 11/2/08
170	Javorius Allen at Mia., 12/6/15
170	Justin Forsett vs. Cle., 10/11/15
170	Jamal Lewis vs. Cle., 11/26/00
169	Jay Graham vs. Phi., 11/16/97
167	Jamal Lewis vs. Mia., 1/2/05
167	Willis McGahee at Oak., 1/3/10
166	Alex Collins at Pit., 12/10/17
166	Torrey Smith at Buf., 9/29/13
166	Travis Taylor at Atl., 11/3/02
165	Torrey Smith vs. Cin., 11/20/11
164	Ray Rice at SD, 11/25/12
164	Mark Clayton at Cin., 11/30/08
164	Ray Rice at STL, 9/25/11
164	Chester Taylor vs. Cin., 12/5/04
162	Torrey Smith at STL, 9/25/11
162	Jamal Lewis vs. Den., 10/26/03
161	Ray Rice vs. Hou., 10/16/11
160	Jamal Lewis vs. Sea., 11/23/03
159	Ray Rice vs. Den., 10/10/10
159	Willis McGahee vs. NE, 12/3/07
159	Jamal Lewis vs. KC, 9/28/03
158	Ray Rice vs. NYG, 12/23/12
156	Jamal Lewis vs. NO, 12/8/02
155	Ray Rice at Pit., 12/27/09
155	Ray Rice vs. Pit., 11/29/09
152	Willis McGahee at Mia., 10/19/08
152	Ray Rice at Phi., 9/16/12
152	Ray Rice at NE, 10/4/09
151	Priest Holmes at Pit., 9/3/00
150	Justin Forsett at Pit., 10/1/15
150	Steve Smith Sr. at Oak., 9/20/15
150	Derrick Alexander vs. Sea., 12/7/97
150	Michael Jackson vs. Jax., 11/24/96
150	Ray Rice vs. NE, 9/23/12

Current Ravens in Bold



INTERCEPTIONS RECORDS

TOP CAREER INTERCEPTIONS

RANK	NAME (SEASONS)	NO	YDS	AVG	LG	TD
1	Reed, Ed (2002-12)	61	1,541	25.3	107t*	7
2	Lewis, Ray (1996-2012)	31	503	16.2	64	3
3	McAlister, Chris (1999-2008)	26	486	18.7	98t	5
4	Starks, Duane (1998-2001)	20	196	9.8	64	1
	Woodson, Rod (1998-2001)	20	380	19.0	66t	5
6	Webb, Lardarius (2009-17)	15	153	10.2	73t	1
7	Smith, Jimmy (2011-17)	11	161	14.6	50t	2
8	Weddle, Eric (2016-17)	10	177	17.7	53	1
9	Landry, Dawan (2006-10)	9	213	23.7	48t	3
10	Langham, Antonio (1996-97)	8	99	12.4	40t	1
	Mosley, C.J. (2014-17)	8	157	19.6	63t	1
	Rolle, Samari (2005-09)	8	76	9.5	44	0
	Williams, Chad (2002-05)	8	320	40.0	98t	3
14	Suggs, Terrell (2003-17)	7	144	20.6	44t	2
15	Graham, Corey (2012-13)	6	48	8.0	28	0
	Thomas, Adalius (2000-06)	6	120	20.0	32	2
17	Baxter, Gary (2001-04)	5	74	14.8	34	0
	Harris, Corey (1998-2001)	5	69	13.8	42	1
	Moore, Stevon (1996-99)	5	66	13.2	38	0
	Ngata, Haloti (2006-14)	5	84	16.8	60	0
	Sanders, Deion (2004-05)	5	144	28.8	48t	1
	Smith, Daryl (2013-15)	5	40	8.0	37t	1
	Staten, Ralph (1997-98)	5	37	7.4	14	0
	Turner, Eric (1996)	5	1	0.2	1	0

* NFL Record

50-YARD INT RETURNS

107t*	Ed Reed vs. Phi., 11/23/08
106t	Ed Reed vs. Cle., 11/7/04
98t	Chad Williams at Cin., 12/1/02
98t	Chris McAlister vs. NYJ, 12/24/00
94	Chad Williams vs. Buf., 10/24/04
83t	Chris McAlister at Ari., 10/12/03
78	Ed Reed at NYJ, 11/14/04
73t	Lardarius Webb vs. NYJ, 10/2/11
66t	Rod Woodson at Cle., 11/7/99
64	Ray Lewis vs. Cin., 12/23/01
64	Duane Starks vs. NYJ, 12/24/00
63t	C.J. Mosley vs. Mia., 10/26/17
63t	Cary Williams vs. Cle., 9/27/12
60t	Chris McAlister at TB, 9/10/06
60	Haloti Ngata at TB, 9/10/06
60t	Rod Woodson at NYJ, 9/13/98
60	Ray Lewis at STL, 9/12/99
53	Eric Weddle vs. Mia., 12/4/16
50t	Jimmy Smith vs. Mia., 10/26/17

* NFL Record

Current Ravens in Bold

INTERCEPTIONS RECORDS

MOST INTERCEPTIONS

CAREER	SEASON	GAME
61 Ed Reed (2002-12)	9 Ed Reed (2008, 2004)	2 28 times by 15 players, last by Corey Graham (11/24/13 vs. NYJ)
31 Ray Lewis (1996-2012)	8 Ed Reed (2010)	
26 Chris McAlister (1999-2008)	7 Ed Reed (2007, 2003)	
20 Duane Starks (1998-2001)	Rod Woodson (1999)	
20 Rod Woodson (1998-2001)	6 Eric Weddle (2017)	
	Ray Lewis (2003)	
	Chris McAlister (2006)	
	Duane Starks (2000)	
	Rod Woodson (1998)	

MOST CONSECUTIVE GAMES WITH AN INTERCEPTION

5 Eric Turner (10/27/96-11/24/96)
3 7 times by 4 players, last by Cary Williams (9/27/12-10/14/12)

MOST YARDS GAINED AFTER INTERCEPTIONS

CAREER	SEASON
1,541 Ed Reed (2002-12)	
503 Ray Lewis (1996-2012)	
486 Chris McAlister (1999-2008)	
380 Rod Woodson (1998-2001)	
358 Ed Reed (2004)	
264 Ed Reed (2008)	
195 Rod Woodson (1999)	
183 Ed Reed (2010)	

GAME

150 Ed Reed (11/23/08 vs. Phi.)
106 Ed Reed (11/07/04 vs. Cle.)
98 Chris McAlister (12/24/00 vs. NYJ)
Chad Williams (12/1/02 at Cin.)

LONGEST INTERCEPTION RETURN

*107t Ed Reed (11/23/08 vs. Phi.)
106t Ed Reed (11/7/04 vs. Cle.)
98t Chris McAlister (12/24/00 vs. NYJ)
Chad Williams (12/1/02 at Cin.)

HIGHEST AVERAGE ON INTERCEPTION RETURNS

CAREER (MIN. 8 INTs)
40.0 Chad Williams (2002-05, 8-320)
25.3 Ed Reed (2002-12, 61-1,541)
23.7 Dawan Landry (2006-10, 9-213)

MOST TDs ON INTERCEPTION RETURNS


CAREER	SEASON
7 Ed Reed# (2002-12)	
5 Chris McAlister (1999-2008)	
Rod Woodson (1998-2001)	
3 Three players	
2 Ed Reed (2008)	
Terrell Suggs (2008)	
Chris McAlister (2006)	
Rod Woodson (1999, 1998)	

GAME

1 47 times by 24 players, last by Eric Weddle (12/3/17 vs. Det.)

* NFL Record

1 Received Lateral for INT-TD Return, 11/5/06



TACKLES/SACKS/FUMBLES RECORDS

TACKLES RECORDS

MOST TACKLES

CAREER	SEASON
2,643 Ray Lewis (1996-2012)	225 Ray Lewis (2003)
907 Terrell Suggs (2003-17)	210 Ray Lewis (1997)
721 Kelly Gregg (2001-10)	200 Ray Lewis (2004)
661 Ed Reed (2002-12)	198 Ray Lewis (1999)
528 Haloti Ngata (2006-14)	196 Ray Lewis (2001)
523 Jarret Johnson (2003-11)	GAME
522 Jamie Sharper (1997-2001)	25 Ray Lewis (9/14/97 at NYG)
508 Bart Scott (2002-08)	23 Ray Lewis (11/18/07 vs. Cle.)
502 Peter Boulware (1997-2005)	22 Ray Lewis (10/1/06 vs. SD)
490 Chris McAlister (1999-2008)	Ray Lewis (12/14/97 vs. Ten.)
473 Lardarius Webb (2009-17)	20 Ray Lewis (9/30/02 vs. Den.)
472 Ed Hartwell (2001-04)	Ray Lewis (10/15/00 at Was.)
470 C.J. Mosley (2014-17)	19 Ray Lewis (9/30/07 at Cle.)
457 Michael McCrary (1997-2002)	Bart Scott (10/1/06 vs. SD)
436 Adalius Thomas (2000-06)	Ray Lewis (11/30/03 vs. SF)
387 Dawan Landry (2006-10)	Ray Lewis (9/28/03 vs. KC)
386 Rob Burnett (1996-2001)	Ray Lewis (9/15/02 vs. TB)
371 Daryl Smith (2013-15)	Ray Lewis (10/10/99 at Ten.)
340 Rod Woodson (1998-2001)	
338 Jameel McClain (2008-13)	

LONGEST FUMBLE RETURNS

59 Kelly Gregg vs. Oak., 9/17/06
57t Adalius Thomas vs. Pit., 11/26/06
47t Jimmy Smith at Oak., 10/8/17
41t C.J. Mosley vs. Cin., 9/27/15
39 Daryl Smith at Cin., 10/26/14
36 Anthony Pleasant at SF, 11/17/96
35t Adalius Thomas vs. GB, 12/19/05
32 Ed Reed at Pit., 12/24/06
28t Haloti Ngata at STL, 9/25/11
27 Robert Bailey at Jax., 10/8/00
26 Jarret Johnson vs. NYJ, 10/2/11
24 Terrell Suggs vs. Pit., 9/19/04
22t Ed Reed vs. Was., 12/7/08
22 Jarret Johnson vs. Phi., 11/23/08
22 Will Demps at Ten., 9/18/05
22 Ed Reed vs. Cin., 12/5/04
22t Ed Reed at Was., 10/10/04
18 C.J. Mosley at GB, 11/19/17
18 Ed Reed at Pit., 11/18/12

Current Ravens in Bold

SACKS RECORDS

MOST SACKS

CAREER	SEASON
125.5 Terrell Suggs (2003-17)	17.0 Elvis Dumervil (2014)
70.0 Peter Boulware (1997-2005)	15.0 Peter Boulware (2001)
51.0 Michael McCrary (1997-2002)	14.5 Michael McCrary (1998)
41.5 Ray Lewis (1996-2012)	14.0 Terrell Suggs (2011)
38.5 Adalius Thomas (2000-06)	13.0 Trevor Pryce (2006)
	12.0 Terrell Suggs (2014 & 2003, rookie)
	11.5 Peter Boulware (1997, rookie)
	Michael McCrary (1999)
GAME	
4.0 Peter Boulware (1/7/02 vs. Min.)	
Michael McCrary (11/8/98 vs. Oak.)	
3.5 Elvis Dumervil (12/7/14 at Mia.)	

3.0 Jamie Sharper (11/12/01 at Ten.)
Michael McCrary (12/5/99 vs. Ten.)
Elvis Dumervil (11/10/13 vs. Cin.)
Terrell Suggs (10/6/13 at Mia.)
Terrell Suggs (12/11/11 vs. Ind.)
Terrell Suggs (11/24/11 vs. SF)
Terrell Suggs (9/11/11 vs. Pit.)
Terrell Suggs (12/4/05 vs. Hou.)
Michael McCrary (12/26/99 vs. Cin.)
Michael McCrary (11/16/97 vs. Phi.)
Bennie Thompson (11/10/96 at Jax.)

MOST SACK YARDAGE

CAREER	SEASON
893.5 Terrell Suggs (2003-17)	127.5 Elvis Dumervil (2014)
428 Peter Boulware (1997-2005)	120.5 Michael McCrary (1998)
350 Michael McCrary (1997-2002)	
266 Ray Lewis (1996-2012)	

113.5 Trevor Pryce (2006)
97 Terrell Suggs (2003, rookie)
91 Terrell Suggs (2011)

GAME

35 Michael McCrary (11/8/98 vs. Oak.)
29.5 Adalius Thomas (12/2/01 vs. Ind.)
27 Michael McCrary (11/16/97 vs. Phi.)
25 Matthew Judon (11/19/17 at GB)
Elvis Dumervil (12/7/14 at Mia.)
Terrell Suggs (9/11/11 vs. Pit.)
Ray Lewis (11/26/00 vs. Cle.)

MOST CONSECUTIVE GAMES WITH A SACK

CAREER
5 Terrell Suggs (6.5 sacks - 11/5/17-12/10/17)
Terrell Suggs (7.5 sacks - 11/9/14-12/14/14)
Terrell Suggs (7 sacks - 9/5/13-10/6/13)
Paul Kruger (6.5 sacks - 11/11/12-12/9/12)
Adalius Thomas (5 sacks - 10/9/06-11/12/06)
Adalius Thomas (5 sacks - 12/4/05-1/1/06)

FUMBLES RECORDS

FUMBLES

CAREER	SEASON
77 Joe Flacco (2008-17)	11 Joe Flacco (2011, 2008)
36 Kyle Boller (2003-08)	Kyle Boller (2004)
33 Jamal Lewis (2000-06)	Tony Banks (1999)
	Vinny Testaverde (1997)
GAME	
3 10 times, last by Joe Flacco	
(10/22/17 at Min.)	
FUMBLES LOST	
CAREER	
25 Joe Flacco (2008-17)	
22 Jamal Lewis (2000-06)	
19 Kyle Boller (2003-08)	
10 Vinny Testaverde (1996-97)	
SEASON	
7 Steve McNair (2007)	
Kyle Boller (2004)	
Jamal Lewis (2003)	
Vinny Testaverde (1997)	
GAME	
3 Steve McNair (9/10/07 at Cin.)	
Vinny Testaverde (11/10/96 at Jax.)	

MOST OPPONENT FUMBLES FORCED

CAREER
36 Terrell Suggs (2003-17)
20 Ray Lewis (1996-2012)
17 Adalius Thomas (2000-06)

SEASON

7 Terrell Suggs (2011)
6 Terrell Suggs (2005, 2003)
5 Jamie Sharper (2000)

GAME

3 Terrell Suggs (12/11/11 vs. Ind.)
--

MOST OPPONENT FUMBLES RECOVERED

CAREER
20 Ray Lewis (1996-2012)
13 Terrell Suggs (2003-17)
10 Ed Reed (2002-12)

SEASON

5 Rob Burnett (2000)
4 Terrell Suggs (2003)
Adalius Thomas (2005)
Corey Harris (2001)
Rod Woodson (2000)

GAME

2 Haloti Ngata (9/11/11 vs. Pit.)
Ray Lewis (12/28/08 vs. Jax.)
Kelly Gregg (9/17/06 vs. Oak.)
Fernando Smith (10/3/99 at Atl.)

LONGEST FUMBLE RETURN (OPP. FUMBLE)

CAREER
59 Kelly Gregg (2001-10)
57t Adalius Thomas (2000-2006)
47t Jimmy Smith (2011-17)

SEASON

59 Kelly Gregg (2006)
57t Adalius Thomas (2006)
47t Jimmy Smith (2017)

GAME

59 Kelly Gregg (9/17/06 vs. Oak.)
57t Adalius Thomas (11/26/06 vs. Pit.)
47t Jimmy Smith (10/8/17 at Oak.)

MOST TDs ON OPP. FUMBLE RECOVERY RETURNS

CAREER
3 Adalius Thomas (2000-06)
2 Ed Reed (2002-12)
1 Brandon Williams (2013-17)
Jimmy Smith (2011-17)
Chris Moore (2016-17)
C.J. Mosley (2014-17)
Dwan Edwards (2004-09)
Jarrett Johnson (2003-11)
Jameel McClain (2008-13)
Haloti Ngata (2006-14)
Jamie Sharper (1997-2001)

SEASON

2 Adalius Thomas (2005)
1 Brandon Williams (2017)
Jimmy Smith (2017)
Chris Moore (2016)
C.J. Mosley (2015)
Jarret Johnson (2011)
Jameel McClain (2011)
Haloti Ngata (2011)
Ed Reed (2008, 2004)
Dwan Edwards (2009)
Adalius Thomas (2006)
Jamie Sharper (2001)

GAME

1 14 times, last by Brandon Williams
(1t yard) on 12/17/17 at Cle.

PUNT RETURN RECORDS

TOP 10 CAREER PUNT RETURN YARDS

RANK	NAME (SEASONS)	NO	FC	YDS	AVG	LG	TD
1	Lewis, Jermaine (1996-2001)	231	72	2,730	11.8	89t	6
2	Sams, B.J. (2004-07)	121	26	1,320	10.9	78t	2
3	Jones, Jacoby (2012-14)	86	35	853	9.9	63t	1
4	Brightful, Lamont (2002-03)	60	30	592	9.9	95t	1
5	Webb, Lardarius (2009-17)	59	63	547	9.3	68t	1
6	Campanaro, Michael (2014-17)	37	25	420	11.4	77t	1
7	Doss, Tandon (2011-13)	27	11	412	15.3	82t	1
8	Figurs, Yamon (2007-08)	39	20	309	7.9	75t	1
9	Carr, Chris (2009-11)	37	19	285	7.7	34	0
10	Clay, Kaelin (2015-16)	23	3	244	10.6	82t	1

PUNT RETURN RECORDS

MOST PUNT RETURNS

CAREER	NAME (SEASONS)
231	Jermaine Lewis (1996-2001)
121	B.J. Sams (2004-07)
86	Jacoby Jones (2012-14)
60	Lamont Brightful (2002-03)

SEASON	NAME (SEASONS)
57	Jermaine Lewis (1999)
55	B.J. Sams (2004)
45	Lamont Brightful (2003)

GAME	NAME (SEASONS)
7	6 times, last by Jacoby Jones (12/23/12 vs. NYG)

MOST FAIR CATCHES

CAREER	NAME (SEASONS)
72	Jermaine Lewis (1996-2001)
63	Lardarius Webb (2009-17)
35	Jacoby Jones (2012-14)
30	Lamont Brightful (2002-03)

SEASON	NAME (SEASONS)
20	Lardarius Webb (2011) Lamont Brightful (2003)
18	Michael Campanaro (2017) Jermaine Lewis (1999)

GAME	NAME (SEASONS)
5	Yamon Figurs (11/30/08 at Cin.)
4	8 times, last by Michael Campanaro (11/19/17 at GB)

MOST YARDS GAINED ON PUNT RETURNS (11/19/17 at GB)

CAREER	NAME (SEASONS)
2,730	Jermaine Lewis (1996-2001)
1,320	B.J. Sams (2004-07)
853	Jacoby Jones (2012-14)

SEASON	NAME (SEASONS)
578	Jermaine Lewis (2000)
575	B.J. Sams (2004)
519	Jermaine Lewis (2001)

GAME	NAME (SEASONS)
184	Jermaine Lewis (12/7/97 vs. Sea.)
173	Jermaine Lewis (12/24/00 vs. NYJ)
132	Michael Campanaro (10/15/17 vs. Chi.)
121	B.J. Sams (11/19/06 vs. Atl.)

LONGEST PUNT RETURN	NAME (SEASONS)
95t	Lamont Brightful (11/10/02 vs. Cin.)
89t	Jermaine Lewis (12/24/00 vs. NYJ) Jermaine Lewis (12/7/97 vs. Sea.)

HIGHEST AVERAGE	NAME (SEASONS)
CAREER (MIN. 60 RETURNS)	
11.8	Jermaine Lewis (1996-2001)
10.9	B.J. Sams (2004-07)
9.9	Jacoby Jones (2012-14) Lamont Brightful (2002-03)
SEASON (MIN. 15 RETURNS)	
16.1	Lamont Brightful (2002) Jermaine Lewis (2000)
15.6	Tandon Doss (2013) Jermaine Lewis (1997)


GAME (MIN. 3 RETURNS)	NAME (SEASONS)
43.3	Jermaine Lewis (12/24/00 vs. NYJ)
40.3	B.J. Sams (11/19/06 vs. Atl.)
36.8	Jermaine Lewis (12/7/97 vs. Sea.)

MOST TOUCHDOWNS	NAME (SEASONS)
CAREER	
6	Jermaine Lewis (1996-2001)
2	B.J. Sams (2004-07)
SEASON	
2	B.J. Sams (2004) Jermaine Lewis (2000, 1998, 1997)
GAME	
2	Jermaine Lewis (12/24/00 vs. NYJ) Jermaine Lewis (12/7/97 vs. Sea.)

50-YARD PUNT RETURNS

95t	Lamont Brightful vs. Cin., 11/10/02
89t	Jermaine Lewis vs. NYJ, 12/24/00
89t	Jermaine Lewis vs. Sea., 12/7/97
87t	Jermaine Lewis vs. Cin., 9/27/98
82t	Kaelin Clay at Cle., 11/30/15
82t	Tandon Doss vs. Hou., 9/22/13
78t	B.J. Sams at Was., 10/10/04
77t	Michael Campanaro vs. Chi., 10/15/17
75t	Yamon Figurs vs. Ari., 9/23/07
69t	Jermaine Lewis at NYJ, 9/13/98
68t	Lardarius Webb at Cle., 12/4/11
66t	Jermaine Lewis vs. Sea., 12/7/97
65	B.J. Sams vs. Atl., 11/19/06
63t	Jacoby Jones at Pit., 11/18/12
63t	Ed Reed at Cin., 9/10/07
63	B.J. Sams at Cin., 9/26/04
62	Jermaine Lewis vs. Pit., 12/16/01
59	B.J. Sams vs. Atl., 11/19/06
58t	B.J. Sams vs. KC, 10/4/04
54t	Jermaine Lewis vs. NYJ, 12/24/00
51	B.J. Sams vs. Cle., 10/16/05

Current Ravens in Bold



KICK RETURN RECORDS

TOP 10 CAREER KICK RETURN YARDS

RANK	NAME (SEASONS)	NO	YDS	AVG	LG	TD
1	Sams, B.J. (2004-07)	138	3,161	22.9	87	0
2	Lewis, Jermaine (1996-2001)	139	3,153	22.7	76	0
3	Jones, Jacoby (2012-14)	101	3,037	30.1	108t	4
4	Harris, Corey (1998-2001)	123	2,950	24.0	95t	1
5	Figurs, Yamon (2007-08)	75	1,746	23.3	94t	1
6	Brightful, Lamont (2002-03)	63	1,417	22.5	75	0
7	Reed, David (2010-12)	39	1,150	29.5	103t	1
8	Webb, Lardarius (2009-17)	38	985	25.9	95t	1
9	Taylor, Chester (2002-05)	45	937	20.8	54	0
10	Parmelee, Jalen (2008-10)	33	845	25.6	53	0

KICKOFF RETURN RECORDS

MOST KICKOFF RETURNS

CAREER

139	Jermaine Lewis (1996-2001)
138	B.J. Sams (2004-07)
123	Corey Harris (1998-2001)

SEASON

59	B.J. Sams (2004)
46	Yamon Figurs (2007)
44	B.J. Sams (2005)

GAME

8	B.J. Sams (11/27/05 at Cin.) Corey Harris (12/13/98 vs. Min.)
7	4 times, last by Lardarius Webb (10/18/09 at Min.)

MOST YARDS GAINED ON KICKOFF RETURNS

CAREER

3,161	B.J. Sams (2004-07)
3,153	Jermaine Lewis (1996-2001)
3,037	Jacoby Jones (2012-14)

SEASON

1,251	B.J. Sams (2004)
1,167	Jacoby Jones (2012)
1,138	Yamon Figurs (2007)

GAME

243	Corey Harris (12/13/98 vs. Min.)
233	David Reed (12/13/10 at Hou.)
196	Jacoby Jones (10/21/12 at Hou.) Yamon Figurs (12/9/07 vs. Ind.)

LONGEST KICKOFF RETURN

108t	Jacoby Jones (11/2/14 at Pit.) Jacoby Jones (10/14/12 vs. Dal.)
105t	Jacoby Jones (11/11/12 vs. Oak.)
103t	David Reed (12/13/10 at Hou.)
97t	Patrick Johnson (12/13/98 vs. Min.)
96t	Bobby Rainey (10/15/17 vs. Chi.)
95t	Lardarius Webb (11/1/09 vs. Den.) Corey Harris (12/13/98 vs. Min.)

HIGHEST AVERAGE

CAREER (MIN. 40 RETURNS)

30.1	Jacoby Jones (2012-14), 101-3,037
24.0	Corey Harris (1998-2001), 123-2,950
23.3	Yamon Figurs (2007-08), 75-1,746

SEASON (MIN. 20)

30.7	Jacoby Jones (2012), 38-1,167
30.6	Jacoby Jones (2014), 32-978
29.3	David Reed (2010), 21-616
28.8	Jacoby Jones (2013), 31-892
27.6	Corey Harris (1998), 35-965

GAME (MIN. 3 RETURNS)

53.0	Jacoby Jones (10/14/12 vs. Dal.), 3-159
47.0	Jacoby Jones (11/2/14 at Pit.), 4-188
46.7	B.J. Sams (12/11/05 at Den.), 3-140
45.0	David Reed (11/21/10 at Car.), 3-135

MOST TOUCHDOWNS

CAREER

4	Jacoby Jones (2012-14)
1	Bobby Rainey (2017) Lardarius Webb (2009-17) David Reed (2010-12) Yamon Figurs (2007-08) Corey Harris (1998-2001) Patrick Johnson (1998-2001, 2005)

SEASON

2	Jacoby Jones (2012)
1	Bobby Rainey (2017) Jacoby Jones (2014) Jacoby Jones (2013) David Reed (2010) Lardarius Webb (2009) Yamon Figurs (2007) Corey Harris (1998) Patrick Johnson (1998)

GAME

1	10 times, last by Bobby Rainey (10/15/17 vs. Chi., 96 yards)
---	--

COMBINED KICK RETURN RECORDS

MOST COMBINED KICK RETURNS

CAREER

370	Jermaine Lewis (1996-2001)
259	B.J. Sams (2004-07)

SEASON

114	B.J. Sams (2004)
84	Jermaine Lewis (2001)

GAME

11	B.J. Sams (11/14/04 at NYJ) Lamont Brightful (11/9/03 at STL)
----	--

MOST COMBINED KICK RETURN YARDAGE

CAREER

5,883	Jermaine Lewis (1996-2001)
4,481	B.J. Sams (2004-07)
3,890	Jacoby Jones (2012-14)

SEASON

1,826	B.J. Sams (2004)
1,558	Jermaine Lewis (2001)
1,508	Jacoby Jones (2012)

GAME

275	Jermaine Lewis (12/7/97 vs. Sea.)
250	B.J. Sams (10/4/04 vs. KC)
243	Corey Harris (12/13/98 vs. Min.)

MOST COMBINED KICK RETURN TOUCHDOWNS

CAREER

6	Jermaine Lewis, 6 PR (1996-2001)
5	Jacoby Jones, 4 KOR & 1 PR (2012-14)
2	Lardarius Webb, 1 PR & 1 KOR (2009-16) Yamon Figurs, 1 PR & 1 KOR (2007) B.J. Sams, 2 PR (2004-07)

SEASON

3	Jacoby Jones, 2 KOR & 1 PR (2012)
2	Yamon Figurs, 1 PR & 1 KOR (2007) B.J. Sams, 2 PR (2004) Jermaine Lewis, 2 PR (2000, 1998, 1997)

GAME

2	Jermaine Lewis, 2 PR (12/24/00 vs. NYJ) Jermaine Lewis, 2 PR (12/7/97 vs. Sea.)
---	--

LONGEST KICKOFF RETURNS

108t	Jacoby Jones at Pit., 11/2/14
108t	Jacoby Jones vs. Dal., 10/14/12
105t	Jacoby Jones vs. Oak., 11/11/12
103t	David Reed at Hou., 12/13/10
97t	Patrick Johnson vs. Min., 12/13/98
96t	Bobby Rainey vs. Chi., 10/15/17
95t	Lardarius Webb vs. Den., 11/1/09
95t	Corey Harris vs. Min., 12/13/98
94t	Yamon Figurs vs. Ind., 12/9/07
87	Chris Moore vs. Cin., 12/31/17
87	B.J. Sams at Den., 12/11/05
84	David Reed at Car., 11/21/10
77	Jacoby Jones vs. Min., 12/8/13
77	David Reed at Ten., 9/18/11
76	Jermaine Lewis at Ten., 11/12/01
75	Lamont Brightful vs. SF, 11/30/03
73	Jacoby Jones vs. Pit., 11/28/13
73	Lamont Brightful at Mia., 11/16/03
72	Jacoby Jones vs. SD, 11/30/14
72	B.J. Sams vs. Oak., 9/17/06
68	Lardarius Webb at GB, 12/7/09
66	Corey Harris vs. Jax., 11/28/99
64	B.J. Sams at Ind., 12/19/04
64	Robert Tate vs. Den., 9/30/02
64	Jermaine Lewis vs. Ind., 12/2/01
63	Javin Hunter at Ind., 10/13/02
63	Corey Harris vs. Pit., 9/19/99
61	Yamon Figurs vs. NYJ, 9/16/07
60	Devin Hester Sr. vs. Oak., 10/2/16
59	B.J. Sams vs. Atl., 11/19/06
58	Jacoby Jones at TB, 10/12/14
58	Lamont Brightful vs. Jax., 11/2/03
57	Yamon Figurs at SD, 11/25/07
55	Corey Harris vs. Ind., 11/29/98

LONGEST MISSED FG RETURN

107t	Chris McAlister vs. Den., 9/30/02
------	-----------------------------------

BLOCKED FG RETURN TDs

64t	Will Hill III at Cle., 11/30/15 (block by Brent Urban)
-----	---

Current Ravens in Bold



PUNTING/KICKING RECORDS

CAREER GROSS PUNTING

RANK	NAME (SEASONS)	NO	YDS	AVG	TB	IN 20	LG	NET	BK
1	Koch, Sam (2006-17)	946	42,754	45.2	72	357	74	39.5	4
2	Richardson, Kyle (1998-2001)	364	15,069	41.4	35	128	67	35.4	5
3	Zastudil, Dave (2002-05)	327	13,618	41.6	32	89	67	34.8	3
4	Montgomery, Greg (1996-97)	151	6,520	43.2	7	47	67	37.2	1
5	Murphy, Nick (2004)	18	777	43.2	2	6	54	36.6	0
6	Stewart, Kordell (2004-05)	5	177	35.4	0	2	42	31.2	0
7	Stover, Matt (1996-2008)	3	100	33.3	2	1	34	20.0	0
8	Elling, Aaron (2005)	1	32	32.0	0	1	32	32.0	0
9	Boller, Kyle (2003-08)	1	29	29.0	0	0	29	29.0	0

PUNTING RECORDS

MOST PUNTS

CAREER

946 **Sam Koch (2006-17)**
 364 Kyle Richardson (1998-2001)
 327 Dave Zastudil (2002-05)

SEASON

103 Kyle Richardson (1999)
90 Sam Koch (2013)
 Kyle Richardson (1998)
 89 Dave Zastudil (2003)

GAME

10 Sam Koch (11/05/07 at Pit.)
 Nick Murphy (11/28/04 at NE)
 Kyle Richardson (12/24/00 vs. NYJ)
 Kyle Richardson (9/20/98 at Jax.)

LONGEST PUNT

74 **Sam Koch (11/9/08 at Hou.)**
 73 **Sam Koch (11/25/14 at NO)**
 69 **Sam Koch (11/9/14 vs. Ten.)**
Sam Koch (10/5/14 at Ind.)
Sam Koch (12/8/13 vs. Min.)
 68 **Sam Koch (1/1/17 at Cin.)**
Sam Koch (10/9/16 vs. Was.)
 67 **Sam Koch (10/15/17 vs. Chi.)**
Sam Koch (9/24/17 at Jax. - London)
Sam Koch (12/6/15 at Mia.)
Sam Koch (10/19/08 at Mia.)
 Dave Zastudil (9/28/03 vs. KC)
 Kyle Richardson (12/27/98 vs. Det.)
 Greg Montgomery (9/29/96 vs. NO)

HIGHEST GROSS PUNTING AVERAGE

CAREER (MIN. 100)

45.2 **Sam Koch (2006-17)**
 43.2 Greg Montgomery (1996-97)
 41.6 Dave Zastudil (2002-05)

SEASON (MIN. 40 PUNTS)

47.4 **Sam Koch (2014)**
 47.1 **Sam Koch (2012)**
 46.7 **Sam Koch (2015)**
 46.5 **Sam Koch (2011)**

GAME (MIN. 4 PUNTS)

55.0 **Sam Koch (10/15/17 vs. Chi.)**, 7-385
 54.7 **Sam Koch (12/8/13 vs. Min.)**, 6-328
 53.4 **Sam Koch (12/6/15 at Mia.)**, 5-267
 53.0 **Sam Koch (12/22/13 vs. NE)**, 4-212
 52.5 **Sam Koch (11/11/12 vs. Oak.)**, 4-210
 Dave Zastudil (9/30/02 vs. Den.), 6-315
 52.2 **Sam Koch (10/24/11 at Jax.)**, 9-470
Sam Koch (12/20/08 at Dal.), 5-261

HIGHEST NET PUNTING AVERAGE

CAREER (MIN. 100)

39.5 **Sam Koch (2006-17)**
 37.2 Greg Montgomery (1996-97)
 35.4 Kyle Richardson (1998-2001)

SEASON (MIN. 40 PUNTS)

43.3 **Sam Koch (2014)**
 42.9 **Sam Koch (2015)**
 40.8 **Sam Koch (2012)**
 40.3 **Sam Koch (2017)**
 39.9 **Sam Koch (2016, 2008)**

GAME (MIN. 4 PUNTS)

52.5 **Sam Koch (11/11/12 vs. Oak.)**, 4-210
 49.2 **Sam Koch (10/11/15 vs. Cle.)**, 6-297
 48.9 **Sam Koch (10/15/17 vs. Chi.)**, 7-385
 48.8 **Sam Koch (12/2/12 vs. Pit.)**, 5-253
Sam Koch (10/21/12 at Hou.), 5-253
 48.3 **Sam Koch (9/13/15 at Den.)**, 6-310
 47.8 **Sam Koch (11/27/17 vs. Hou.)**, 6-308
Sam Koch (10/23/16 at NYJ), 6-305
 47.3 **Sam Koch (12/14/14 vs. Jax.)**, 4-203
 47.0 **Sam Koch (12/12/16 at NE)**, 6-289
Sam Koch (10/5/14 at Ind.), 5-242

MOST PUNTS INSIDE THE 20

CAREER

357 **Sam Koch (2006-17)**
 128 Kyle Richardson (1998-2001)
 89 Dave Zastudil (2002-05)

SEASON

40 **Sam Koch (2017)**
 39 **Sam Koch (2010)**
 Kyle Richardson (1999)
 37 **Sam Koch (2016)**
 35 Kyle Richardson (2000)
 34 **Sam Koch (2008)**

GAME

5 **Sam Koch (11/27/17 vs. Hou.)**
Sam Koch (11/19/17 at GB)
Sam Koch (11/6/16 vs. Pit.)
Sam Koch (11/2/14 at Pit.)
Sam Koch (12/13/10 at Hou.)
Sam Koch (10/17/10 at NE)
 Dave Zastudil (11/17/02 at Mia.)
 Kyle Richardson (12/23/01 vs. Cin.)

MOST CONSECUTIVE PUNTS, NONE BLOCKED

376 **Sam Koch (9/5/13-12/23/17)**
 308 **Sam Koch (9/20/09-9/5/13)**
 177 Dave Zastudil (12/15/02-9/18/05)

MOST PUNTS HAD BLOCKED

CAREER

5 Kyle Richardson (1998-2001)
 4 **Sam Koch (2006-17)**
 3 Dave Zastudil (2002-05)

SEASON

2 Dave Zastudil (2002)
 Kyle Richardson (2001, 1998)

GAME

2 Dave Zastudil (12/8/02 vs. NO)
 1 11 times, last by **Sam Koch (12/23/17 vs. Ind.)**


LONGEST PUNTS

74 **Sam Koch at Hou.**, 11/9/08
 73 **Sam Koch at NO**, 11/24/14
 69 **Sam Koch vs. Ten.**, 11/9/14
 69 **Sam Koch at Ind.**, 10/5/14
 69 **Sam Koch vs. Min.**, 12/8/13
 68 **Sam Koch at Cin.**, 1/1/17
 68 **Sam Koch vs. Was.**, 10/9/16
 67 **Sam Koch vs. Chi.**, 10/15/17
 67 **Sam Koch at Jax.**, 9/24/17 - London
 67 **Sam Koch at Mia.**, 12/6/15
 67 **Sam Koch at Mia.**, 10/19/08
 67 Dave Zastudil vs. KC, 9/28/03
 67 Kyle Richardson vs. Det., 12/27/98
 67 Greg Montgomery vs. NO, 9/29/96
 66 **Sam Koch vs. Min.**, 12/8/13
 65 **Sam Koch at NE**, 12/12/16
 65 Kyle Richardson at Den., 9/30/01
 65 Kyle Richardson at Ten., 12/6/98
 64 **Sam Koch vs. NE**, 12/22/13
 64 **Sam Koch vs. NYJ**, 11/24/13
 64 **Sam Koch vs. STL**, 10/14/07
 64 Greg Montgomery at Pit., 9/8/96
 64 Kyle Richardson at NYJ, 9/13/98
 64 Kyle Richardson vs. Ten., 10/11/98
 63 **Sam Koch vs. Cle.**, 9/17/17
 63 **Sam Koch vs. Cin.**, 11/27/16
 63 **Sam Koch at TB**, 10/12/14
 63 **Sam Koch at Cin.**, 1/1/12
 63 Kyle Richardson at NE, 1/2/00
 63 Kyle Richardson at STL, 9/12/99
 63 Kyle Richardson vs. Oak., 11/8/98

LONGEST FIELD GOALS

61 **Justin Tucker at Det.**, 12/16/13 (game-winner)
 57 **Justin Tucker at Min.**, 10/22/17
 57 **Justin Tucker vs. Cin.**, 11/27/16
 56 **Justin Tucker at Phi.**, 9/16/12
 56 Wade Richey vs. Cle., 9/14/03
 55 **Justin Tucker vs. Mia.**, 10/26/17
 55 **Justin Tucker vs. Mia.**, 12/4/16
 55 **Justin Tucker at NO**, 11/24/14
 54 **Justin Tucker vs. Cin.**, 11/27/16
 54 **Justin Tucker at Hou.**, 10/21/12
 54 Steve Hauschka at Hou., 11/9/08
 53 **Justin Tucker vs. Hou.**, 11/27/17
 53 **Justin Tucker vs. Phi.**, 12/18/16
 53 **Justin Tucker at Jax.**, 9/25/16 (game-winner)
 53 **Justin Tucker at Cin.**, 10/26/14
 53 **Justin Tucker at Det.**, 12/16/13
 53 **Justin Tucker vs. NYJ**, 11/24/13
 52 **Justin Tucker vs. Cin.**, 11/27/16
 52 **Justin Tucker at Cle.**, 9/18/16
 52 **Justin Tucker at Pit.**, 10/1/15 (game-winner)
 52 **Justin Tucker at Den.**, 9/13/15
 52 **Justin Tucker at Ind.**, 10/5/14
 52 **Justin Tucker at Chi.**, 11/17/13
 52 Matt Stover at Cle., 9/24/06 (game-winner)
 51 **Justin Tucker vs. Det.**, 12/3/17
 51 **Justin Tucker at Cle.**, 11/3/13
 51 **Justin Tucker at Hou.**, 10/21/12
 51 **Justin Tucker at Phi.**, 9/16/12
 51 Billy Cundiff at Pit., 11/6/11
 51 Matt Stover at Was., 10/15/00
 51 Matt Stover vs. Pit., 10/29/00
 51 Matt Stover at Ind., 10/13/02
 50 **Justin Tucker vs. Chi.**, 10/15/17
 50 **Justin Tucker at NE**, 12/12/16
 50 **Justin Tucker at NYJ**, 10/23/16
 50 **Justin Tucker vs. Buf.**, 9/11/16
 50 **Justin Tucker at Cin.**, 1/3/16
 50 **Justin Tucker vs. Pit.**, 12/27/15
 50 **Justin Tucker at Cin.**, 10/26/14
 50 **Justin Tucker at Mia.**, 10/6/13
 50 Matt Stover vs. Dal., 11/21/04
 50 Matt Stover vs. KC, 10/4/04
 50 Matt Stover vs. STL, 10/27/96
 50 Matt Stover at Ten., 10/10/99
 50 Matt Stover at Cin., 11/21/99 (game-winner)

Current Ravens in Bold



Please see "Scoring Records" on the first page of this section for the Ravens' field goal and PAT records.



TEAM RECORDS

VICTORIES

MOST GAMES WON, SEASON

13 2006
12 2011, 2010, 2000
11 2008
10 2014, 2012, 2003, 2001

MOST CONSECUTIVE GAMES WON

8 2000-01 (final 7 through 1st)
7 2000
5 2010-11 (final 4 through 1st)
2006

MOST HOME GAMES WON, SEASON

8 2011
7 2010, 2006, 2003
6 2016, 2012-14, 2009, 2008, 2005, 2004,
2001, 2000

MOST CONSECUTIVE HOME GAMES WON

15 2010-12 (last 2 through 1st 5)
8 2006-07 (last 5 through 1st 3)
7 2009-10 (last 2 through 1st 5)
2000-01 (last 4 through 1st 3)

MOST AWAY GAMES WON, SEASON

6 2006, 2000
5 2010, 2008
4 2017, 2014, 2012, 2011, 1999

MOST CONSECUTIVE AWAY GAMES WON

3 2012, 2010, 2008, 2001, 2000

DEFEATS

MOST GAMES LOST, SEASON

12 1996
11 2015, 2007

MOST CONSECUTIVE GAMES LOST

9 2007

MOST HOME GAMES LOST, SEASON

5 2015
4 2007, 2002, 1999, 1998, 1997, 1996

MOST CONSECUTIVE HOME GAMES LOST

4 2007
3 1999

MOST AWAY GAMES LOST, SEASON

8 2005, 1996
7 2007

MOST CONSECUTIVE AWAY GAMES LOST

11 2004-05 (final 3 through all 8)
8 2005, 1996
7 2007-08 (final 5 through 1st 2)

SCORING

MOST POINTS SCORED

SEASON
409 2014
398 2012
395 2017

GAME
55 11/11/12 vs. Oak.
48 10/12/14 at TB
12/13/09 vs. Det.
12/19/05 vs. GB
44 12/3/17 vs. Det.
9/10/12 vs. Cin.
11/30/03 vs. SF
11/23/03 vs. Sea. - OT
11/26/00 vs. Cle.

MOST POINTS SCORED BY OPPONENTS

SEASON
441 1996
401 2015
384 2007

GAME
49 9/5/13 at Den.
46 10/6/96 vs. NE
45 11/1/98 vs. Jax.
10/20/96 at Den.

MOST POINTS SCORED, BOTH TEAMS

SEASON
812 1996
742 2012
729 2015
GAME
85 11/23/03, Bal. (44) vs. Sea. (41) - OT
84 10/6/96, Bal. (38) vs. NE (46)
79 10/20/96, Bal. (34) at Den. (45)

FEWEST POINTS SCORED

SEASON
265 2005
269 1998
275 2007
GAME
0 11/9/97 at Pit.; 9/15/02 vs. TB
3 9 times, last 10/12/08 at Ind.

FEWEST POINTS SCORED BY OPPONENT

SEASON
*165 2000
201 2006
244 2008
GAME
0 13 times, last 11/19/17 at GB
3 10 times, last 11/24/13 vs. NYJ

FEWEST POINTS SCORED, BOTH TEAMS

SEASON
498 2000
554 2006
564 2005
GAME
9 11/14/99, Bal. (3) at Jax. (6)
13 10/15/00, Bal. (3) at Was. (10)
15 10/7/12, Bal. (9) at KC (6)
10/29/00, Bal. (6) vs. Pit. (9)
11/16/03, Bal. (6) at Mia. (9)

MOST POINTS OVERCOME TO WIN GAME

21 10/30/11 vs. Ari.
(trailed 24-3, won 30-27)
20 9/18/16 at Cle.
(trailed 20-0, won 25-20)
19 11/12/06 at Ten.
(trailed 26-7, won 27-26)
17 11/23/03 vs. Sea.
(trailed 41-24, won 44-41 in OT)

LARGEST BLOWN LEAD TO LOSE GAME

21 10/5/97 vs. Pit. (led 21-0, lost 42-34)
18 11/3/96 vs. Cin. (led 21-3, lost 24-21)
17 12/5/04 vs. Cin. (led 20-3, lost 27-26)

MOST POINTS, EACH HALF

1ST
38 at TB (10/12/14)
31 vs. Cle. (11/26/00)
vs. Den. (9/30/02)
2ND
38 vs. Sea. (11/23/03) (plus 3 in OT)
32 vs. Jax. (9/10/00)
30 vs. Dal. (11/21/04)

MOST POINTS, BOTH TEAMS, HALF

1ST
55 11/1/98, Bal. (13) vs. Jax. (42)
45 9/8/96, Bal. (17) at Pit. (28)
44 10/2/11, Bal. (27) vs. NYJ (17)
10/24/10, Bal. (20) vs. Buf. (24)
12/9/07, Bal. (7) vs. Ind. (37)
2ND
62 11/23/03, Bal. (38, 3 in OT) vs. Sea (24)
54 11/27/05, Bal. (29) at Cin. (25)
50 10/6/96, Bal. (24) vs. NE (26)

MOST POINTS SCORED, EACH QUARTER

1ST
28 10/12/14 at TB
21 9/25/11 at STL
17 10/2/11 vs. NYJ
2ND
31 9/30/02 vs. Den.
24 11/26/00 vs. Cle.
21 4 times, last 9/28/14 vs. Car.

3RD
21 6 times, last 11/11/12 vs. Oak.

4TH
24 12/3/17 vs. Det.; 11/23/08 vs. Phi.
22 12/8/13 vs. Min.; 11/9/08 at Hou.
21 3 times, last 10/18/09 at Min.

OT
6 12/13/10 at Hou.
10/3/99 at Atl.
10/27/96 vs. STL

MOST POINTS ALLOWED, EACH QUARTER

1ST
23 12/9/07 vs. Ind.
20 9/18/16 at Cle.
17 3 times, last 10/12/08 at Ind.
2ND
28 11/1/98 vs. Jax.
22 11/2/14 at Pit.; 11/25/07 at SD
21 4 times, last 10/30/11 vs. Ari.
3RD
21 9/5/13 at Den.
17 11/27/05 at Cin.
11/23/03 vs. Sea.
12/2/01 vs. Ind.

4TH
24 12/5/04 vs. Cin.
23 11/28/99 vs. Jax.
21 7 times, last 12/25/16 at Pit.

OT
6 12/16/07 at Mia.
3 9 times, last 10/15/17 vs. Chi.

MOST POINTS, BOTH TEAMS, EACH QUARTER

1ST
28 10/12/14, Bal. (28) at TB (0)
2ND
34 11/1/98, Bal. (6) vs. Jax. (28)
3RD
38 11/23/03, Bal. (21) vs. Sea. (17)
4TH
42 12/8/13, Bal. (22) vs. Min. (20)

MOST CONSECUTIVE GAMES SCORING

254 2002 (final 14) - present
71 1997 (final 6) - 2002 (1st game)
25 1996 (all 16) - 1997 (1st 9)

MOST TOUCHDOWNS

SEASON
47 2009
46 2014
45 1996
GAME
7 11/11/12 vs. Oak.
6 10/12/14 at TB
12/13/09 vs. Det.
12/19/05 vs. GB
5 20 times, last 12/10/17 at Pit.

FEWEST TOUCHDOWNS

SEASON
25 2005
28 2007
29 2013, 1998
GAME
0 28 times, last 12/13/15 vs. Sea.

MOST TOUCHDOWNS BY OPPONENTS

SEASON
50 1996
45 2015
39 2016, 2007, 1997
GAME
7 9/5/13 at Den.

FEWEST TOUCHDOWNS BY OPPONENTS

SEASON
18 2000
21 2006
26 2011, 2008
GAME
0 44 times, last 11/19/17 at GB

*16-Game NFL Record

TEAM RECORDS

MOST CONSECUTIVE GAMES SCORING TDs

55 2012 (5) - 2015 (12)

MOST (1-POINT) PAT MADE

SEASON

46 2009
42 2014, 2012
41 2008

GAME

7 11/11/12 vs. Oak.
6 10/12/14 at TB
12/13/09 vs. Det.
12/19/05 vs. GB
5 14 times, last 12/10/17 at Pit.

MOST (1-POINT) PAT MADE BY OPPONENTS

SEASON

41 1996
37 2015
35 2007, 1998

GAME

7 9/5/13 at Den.

FEWEST (1-POINT) PAT MADE

SEASON

23 2005
24 1998
25 2001

FEWEST (1-POINT) PAT MADE BY OPPONENTS

SEASON

15 2000
20 2006
24 2004

MOST (2-POINT) PAT

SEASON

5 1996
4 2016, 2003
3 2013

GAME

3 10/6/96 vs. NE
2 10/19/03 at Cin.
1 29 times, last 10/15/17 vs. Chi.

MOST (2-POINT) PAT BY OPPONENT

SEASON

7 1996
4 1999
2 2015, 2014, 2002, 1997

GAME

2 11/28/99 vs. Jax.
10/6/96 vs. NE
1 23 times, last 12/18/16 vs. Phi.

MOST FIELD GOALS ATTEMPTED

SEASON

41 2013
40 2015, 2003
39 2016, 2011, 2000

GAME

6 12/16/13 at Det.
11/22/09 vs. Ind.
9/21/97 at Ten.
5 17 times, last 11/22/15 vs. STL

MOST FIELD GOALS MADE

SEASON

38 2016, 2013
35 2000
34 2017, 2003

GAME

6 12/16/13 at Det.
5 8 times, last 11/1/15 vs. SD

FEWEST FIELD GOALS ATTEMPTED

SEASON

25 1996
26 2002
28 1998

FEWEST FIELD GOALS MADE

SEASON

19 1996
21 2009, 2002, 1998
26 2010, 1997

MOST FIELD GOALS ATTEMPTED BY OPPONENT

SEASON

43 2007
39 2012
36 2015, 2014

GAME

7 11/11/07 vs. Cin.
6 3 times, last 10/22/17 at Min.

MOST FIELD GOALS MADE BY OPPONENT

SEASON

37 2012, 2007
32 2013
30 2015, 2014

GAME

7 11/11/07 vs. Cin.
6 3 times, last 10/22/17 at Min.
5 8 times, last 9/7/14 vs. Cin.

FEWEST FIELD GOALS ATTEMPTED BY OPPONENT

SEASON

19 2000
22 2016, 2008
23 2006

FEWEST FIELD GOALS MADE BY OPPONENT

SEASON

14 2000
16 2016
17 2006
19 2001, 1999

MOST CONSECUTIVE GAMES SCORING FIELD GOALS

38 1999 (final 6) - 2001

MOST CONSECUTIVE GAMES SCORING FIELD GOALS, BY OPPONENT

15 2002 (final game) - 2003 (1st 14 games)
1996 (2nd-16th game)

MOST SAFETIES

SEASON

3 2008

GAME

1 11 times, last 10/19/14 vs. Atl.

MOST SAFETIES BY OPPONENT

SEASON

2 2016, 2002
1 2012, 2007, 2006, 2005, 2004, 1997, 1996

GAME

1 11 times, last 12/12/16 at NE

FIRST DOWNS

MOST FIRST DOWNS

SEASON

345 2014
338 1996
323 2015

GAME

32 9/13/09 vs. KC
30 10/30/11 vs. Ari.
29 11/10/16 vs. Cle.
9/20/15 at Oak.
11/24/96 vs. Jax.
28 5 times, last 12/4/16 vs. Mia.

FEWEST FIRST DOWNS

SEASON

243 1998
259 2003, 1999
260 2004

GAME

5 11/5/07 at Pit.
12/24/00 vs. NYJ

MOST FIRST DOWNS BY OPPONENT

SEASON

351 1996
326 2012
316 2002

GAME

33 9/23/12 vs. NE
11/3/96 vs. Cin.
31 12/10/17 at Pit.; 11/30/14 vs. SD
30 10/14/12 vs. Dal.
9/30/02 vs. Den.

FEWEST FIRST DOWNS BY OPPONENT

SEASON

216 2000
228 2008
236 2006

GAME

5 11/26/00 vs. Cle.
6 3 times, last 9/13/10 at NYJ

MOST FIRST DOWNS RUSHING

SEASON

132 2008
116 2000
115 2009, 2003

GAME

17 10/10/10 vs. Den.
16 12/4/11 at Cle.
15 11/19/00 vs. Dal.
14 3 times, last on 12/13/09 vs. Det.

FEWEST FIRST DOWNS RUSHING

SEASON

68 2013
79 2016
86 2006, 1998

GAME

0 10/23/16 at NYJ
12/13/15 vs. Sea.
9/29/13 at Buf.
9/18/05 at Ten.
1 9 times, last 12/21/14 at Hou.

MOST FIRST DOWNS RUSHING BY OPPONENT

SEASON

115 1996
105 2012
101 1997

GAME

15 11/3/96 vs. Cin.
14 9/8/96 at Pit.
13 12/18/16 vs. Phi.

FEWEST FIRST DOWNS RUSHING BY OPPONENT

SEASON

58 2008
59 2006, 2000
69 2007

GAME

0 5 times, last 10/16/16 at NYG

MOST FIRST DOWNS PASSING

SEASON

211 2015
208 1996
205 2016

GAME

20 12/4/16 vs. Mia.; 9/13/09 vs. KC
19 6 times, last 11/6/17 at Ten.

FEWEST FIRST DOWNS PASSING

SEASON

121 2003
135 2004
140 1998

GAME

3 11/9/97 at Pit.
4 10 times, last 9/24/17 at Jax. - London

MOST FIRST DOWNS PASSING BY OPPONENT

SEASON

213 1996
205 2014
190 2016, 2002

GAME

23 12/10/17 at Pit.
21 12/13/10 at Hou.
10/24/10 vs. Buf.
20 5 times, last 11/30/14 vs. SD



TEAM RECORDS

FEWEST FIRST DOWNS PASSING BY OPPONENT

SEASON
135 2000
144 2003
151 2006

GAME
2 9/13/10 at NYJ 11/26/00 vs. Cle.
3 5 times, last 12/6/15 at Mia.

MOST FIRST DOWNS BY PENALTY

SEASON
38 2014
2013
34 2012

GAME
6 11/10/13 vs. Cin. 9/13/10 at NYJ
5 12 times, last 10/16/16 at NYG

FEWEST FIRST DOWNS BY PENALTY

SEASON
16 2000
17 2006, 1998, 1997
18 2009

MOST FIRST DOWNS BY PENALTY BY OPPONENT

SEASON
42 2015
37 2005
34 2012, 2009

GAME
8 9/23/12 vs. NE 10/9/05 at Det.
7 11/15/98 at SD
6 5 times, last 11/15/15 vs. Jax.

FEWEST FIRST DOWNS BY PENALTY BY OPP.

SEASON
18 2010, 2008
20 2001
22 2000

NET YARDS

MOST NET YARDS (RUSHING AND PASSING)

SEASON
5,838 2014
5,749 2015
5,723 1996

GAME
553 9/25/11 at STL
548 12/13/09 vs. Det.
533 12/23/12 vs. NYG
503 9/23/12 vs. NE
501 9/13/09 vs. KC
496 12/4/16 vs. Mia.

FEWEST NET YARDS (RUSHING AND PASSING)

SEASON
4,375 2004
4,498 1998
4,639 2002

GAME
104 11/5/07 at Pit.
124 11/28/04 at NE
142 12/24/00 vs. NYJ

MOST NET YARDS BY OPP. (RUSHING AND PASSING)

SEASON
5,889 1996
5,615 2012
5,398 2015
5,391 2014

GAME
548 10/20/96 at Den.
545 12/10/17 at Pit.
540 11/29/98 vs. Ind.
525 11/24/14 at NO
524 12/24/00 vs. NYJ

FEWEST NET YARDS BY OPP. (RUSHING AND PASSING)

SEASON
3,967 2000
4,177 2008
4,222 1999

GAME
94 9/24/00 vs. Cin.
107 10/10/04 at Was.
112 11/26/00 vs. Cle.

MOST TOTAL NET YARDS, BOTH TEAMS

GAME
974 11/24/14, Bal. (449) at NO (525)
964 10/27/96, Bal. (478) vs. STL (486) - OT
958 12/10/17, Bal. (413) at Pit. (545)

FEWEST TOTAL NET YARDS, BOTH TEAMS

GAME
339 10/10/04, Bal. (232) at Was. (107)
351 10/24/11, Bal. (146) at Jax. (205)
364 11/15/98, Bal. (161) at SD (203)

RUSHING

MOST RUSHING ATTEMPTS

SEASON
592 2008
552 2003
511 2000

GAME
55 12/4/11 at Cle.
51 11/26/00 vs. Cle.
47 10/10/10 vs. Den.
46 12/30/12 at Cin.
10/26/08 vs. Oak.
9/7/08 vs. Cin.

FEWEST RUSHING ATTEMPTS

SEASON
367 2016
383 2015
408 1998

GAME
9 9/29/13 at Buf.
11 10/23/16 at NYJ
12 3 times, last 10/21/12 at Hou.
13 9/18/05 at Ten. 12/16/01 vs. Pit.

MOST RUSHING ATTEMPTS BY OPPONENT

SEASON
508 1996
492 2012
472 1998

GAME
55 9/29/13 at Buf.
54 10/15/17 vs. Chi. - OT
51 10/7/12 at KC
47 10/27/96 vs. STL - OT

FEWEST RUSHING ATTEMPTS BY OPPONENT

SEASON
361 2000
366 2008
367 2006

GAME
11 10/6/13 at Mia. 11/26/06 vs. Pit.
13 11/10/16 vs. Cle. 10/10/10 vs. Den. 9/10/06 at TB 10/1/00 at Cle.

MOST YARDS GAINED RUSHING

SEASON
2,674 2003
2,376 2008
2,200 2009

GAME
343 9/14/03 vs. Cle.
308 12/13/09 vs. Det.
290 12/4/11 at Cle.
276 12/21/03 at Cle.

FEWEST YARDS GAINED RUSHING

SEASON
1,328 2013
1,463 2016
1,478 2015

GAME
11 10/23/16 at NYJ
14 9/18/05 at Ten.
24 9/29/13 at Buf. 12/20/98 at Chi.

MOST YARDS GAINED RUSHING BY OPPONENT

SEASON
1,965 2012
1,920 1996
1,780 2017

GAME
231 10/15/17 vs. Chi. - OT
227 10/14/12 vs. Dal.
222 10/20/96 at Den.
214 10/7/12 at KC 10/5/97 vs. Pit.

FEWEST YARDS GAINED RUSHING BY OPPONENT

SEASON
970 2000
1,214 2006
1,231 1999

GAME
4 9/24/00 vs. Cin.
11 12/19/99 vs. NO
21 11/26/06 vs. Pit.

HIGHEST AVERAGE GAIN, RUSHING

SEASON
4.8 2003
4.7 2009
4.5 2014

LOWEST AVERAGE GAIN, RUSHING

SEASON
3.1 2013
3.4 2006
3.6 2005

HIGHEST AVERAGE GAIN, RUSHING BY OPPONENT

SEASON
4.1 2017
4.0 2015, 2012
3.9 2010
3.8 2013, 1996

LOWEST AVERAGE GAIN, RUSHING BY OPPONENT

SEASON
2.7 2000
2.8 2007
3.1 1999

MOST TOUCHDOWNS RUSHING

SEASON
22 2009
20 2008
18 2003

GAME
5 12/13/09 vs. Det.
4 10/10/10 vs. Den.
3 13 times, last 12/10/17 at Pit.

FEWEST TOUCHDOWNS RUSHING

SEASON
5 2005
7 2013, 1998, 1997
8 2015

MOST TOUCHDOWNS RUSHING BY OPPONENT

SEASON
18 1996
17 2002, 1997
15 2012
12 2017, 1998

GAME
4 10/9/05 at Det.
3 9 times, last 10/26/14 at Cin.



TEAM RECORDS

FEWEST TOUCHDOWNS RUSHING BY OPPONENT

SEASON	
4	2008
5	2010, 2006, 2000
6	2003, 1999

PASSING

MOST PASSING ATTEMPTS

SEASON	
679	2016
676	2015
619	2013

GAME	
64	9/23/01 at Cin.
62	9/7/14 vs. Cin. & 9/5/13 at Den.
56	1/3/16 at Cin.

FEWEST PASSING ATTEMPTS

SEASON	
415	2003
433	2008
465	2004

GAME	
17	3 times, last 9/10/17 at Cin.
18	6 times, last 10/10/04 at Was.

MOST PASSING ATTEMPTS BY OPPONENT

SEASON	
599	1999
596	2010
595	2014

GAME	
69	12/24/00 vs. NYJ
66	12/10/17 at Pit.
62	12/13/10 at Hou.

FEWEST PASSING ATTEMPTS BY OPPONENT

SEASON	
490	2007
501	2004
509	2006

GAME	
15	10/13/96 at Ind.
16	9/17/00 vs. Mia. 10/21/99 vs. KC

MOST PASS COMPLETIONS

SEASON	
439	2016
426	2015
363	2017, 2013

GAME	
37	12/12/16 at NE 12/4/16 vs. Mia.
35	11/5/17 at Ten. 9/7/14 vs. Cin.
34	11/15/15 vs. Jax. 9/5/13 at Den. 9/30/07 at Cle. 9/11/05 vs. Ind. 9/23/01 at Cin.

FEWEST PASS COMPLETIONS

SEASON	
217	2003
258	2004
261	2008

GAME	
7	9/14/03 vs. Cle.
8	12/7/03 vs. Cin. 12/12/99 at Pit.

MOST PASS COMPLETIONS BY OPPONENT

SEASON	
382	2014
369	2016
360	2002

GAME	
44	12/10/17 at Pit.
36	10/11/15 vs. Cle. 12/24/00 vs. NYJ
35	11/24/14 at NO 9/30/02 vs. Den.
34	11/30/14 vs. SD

FEWEST PASS COMPLETIONS BY OPPONENT

SEASON	
276	2008, 2004
279	2006
288	2011

GAME	
9	8 times, last 10/15/17 vs. Chi. - OT

MOST NET YARDS GAINED, PASSING

SEASON	
4,271	2015
4,100	2016
3,978	1996

GAME	
404	10/27/96 vs. STL - OT
386	12/4/16 vs. Mia.
385	9/25/11 at STL
384	9/20/15 at Oak.
382	9/23/12 vs. NE

FEWEST NET YARDS GAINED, PASSING

SEASON	
2,255	2003
2,312	2004
2,808	2008

GAME	
37	12/17/00 at Ari.
40	11/5/07 at Pit.
47	11/28/04 at NE

MOST NET YARDS GAINED, PASSING BY OPPONENT

SEASON	
3,979	2014
3,969	1996
3,737	2015

GAME	
486	12/10/17 at Pit.
473	12/24/00 vs. NYJ
445	9/5/13 at Den.

FEWEST NET YARDS GAINED, PASSING BY OPPONENT

SEASON	
2,805	2003
2,875	2008
2,958	2005

GAME	
55	10/10/04 at Was.
60	9/13/10 at NYJ
64	12/10/00 vs. SD

MOST TIMES SACKED

SEASON	
56	1999
48	2013
43	2000

GAME	
7	8 times, last 12/18/11 at SD

FEWEST TIMES SACKED

SEASON	
17	2006
19	2014
24	2015

MOST TIMES OPPONENTS SACKED

SEASON	
60	2006
49	2014, 1999
48	2011

GAME	
9	11/24/11 vs. SF 11/26/06 vs. Pit. 11/16/97 vs. Phi. - OT
8	12/14/14 vs. Jax.
7	9/24/06 at Cle. 12/26/99 vs. Cin.

FEWEST TIMES OPPONENTS SACKED

SEASON	
27	2010
30	1996
31	2016
32	2009, 2007

MOST CONSECUTIVE GAMES OPPONENTS SACKED

22	(6th game in 2012 - 11th game in 2013) (9th game in 2000 - 14th in 2001)
21	(5th game in 2008 - 9th game in 2009) (15th game in 2005 - 3rd in 2007) (8th game in 1997 - 12th in 1998)

HIGHEST COMPLETION PERCENTAGE

SEASON	
64.7	2016 (439-679)
64.0	2017 (363-567)
63.0	2015 (426-676)

GAME	
80.0	11/1/09 vs. Den. (20-25) 9/9/01 vs. Chi. (24-30)
79.4	11/1/98 vs. Jax. (27-34)
78.9	1/1/12 at Cin. (15-19)
78.6	11/19/17 at GB (22-28)
77.8	12/10/06 at KC (21-27) 11/26/06 vs. Pit. (21-27)

LOWEST COMPLETION PERCENTAGE

SEASON	
49.5	1999 (270-546)
52.3	2003 (217-415)
54.7	2002 (262-479)

GAME	
30.8	12/12/99 at Pit. (8-26)
32.3	10/2/11 vs. NYJ (10-31)
35.3	11/15/98 at SD (12-34)

HIGHEST COMPLETION PERCENTAGE BY OPPONENT

SEASON	
65.2	1996 (350-537)
64.2	2015 (350-545), 2014 (382-595)
63.8	2016 (369-578)

GAME	
84.0	12/20/15 vs. KC (21-25)
83.9	11/17/96 at SF (26-31)
80.6	12/5/04 vs. Cin. (29-36)

LOWEST COMPLETION PERCENTAGE BY OPPONENT

SEASON	
52.3	2008 (276-528)
53.8	2011 (288-535)
54.8	2006 (279-509), 1999 (328-599)

GAME	
31.4	10/2/11 vs. NYJ (11-35)
35.7	11/15/98 at SD (15-42)
36.4	11/30/08 at Cin. (12-33)

MOST TOUCHDOWNS PASSING

SEASON	
34	1996
27	2014
25	2010, 1997
22	2012

GAME	
5	10/12/14 at TB; 9/10/00 vs. Jax.
4	6 times, last 12/4/16 vs. Mia.

FEWEST TOUCHDOWNS PASSING

SEASON	
13	2007, 2004
16	2008, 2003, 1998
17	2005

MOST TOUCHDOWNS PASSING BY OPPONENT

SEASON	
30	2015
28	2016
27	2007, 1996
25	2013

GAME	
7	9/5/13 at Den.
6	11/2/14 at Pit.

FEWEST TOUCHDOWNS PASSING BY OPPONENT

SEASON	
11	2011, 2000
14	2004
15	2012



TEAM RECORDS

MOST PASSES HAD INTERCEPTED

SEASON
 23 2013
 21 2015, 2005
 20 2001, 1999, 1996

GAME
 5 9/29/13 at Buf.
 4 6 times, last 9/19/10 at Cin.

FEWEST PASSES HAD INTERCEPTED

SEASON
 10 2010
 11 2012, 2004
 12 2014, 2011, 2008

PUNTING

MOST PUNTS

SEASON
 104 1999
 97 2004
 92 1998

GAME
 10 6 times, last 9/5/13 at Den.

FEWEST PUNTS

SEASON
 60 2014
 69 1996
 73 2011

GAME
 0 11/7/10 vs. Mia.
 9/30/07 at Cle.
 1 6 times, last 11/30/14 vs. SD

MOST PUNTS BY OPPONENT

SEASON
 115 1999
 105 2003
 98 2013, 2001

GAME
 11 11/30/08 at Cin.
 12/19/99 vs. NO
 10 5 times, last 11/6/16 vs. Pit.

FEWEST PUNTS BY OPPONENT

SEASON
 68 1996
 76 2014, 2007
 77 2017

GAME
 0 12/18/11 at SD
 12/26/04 at Pit.
 1 11/30/14 vs. SD
 10/20/13 at Pit.
 10/14/12 vs. Dal.

HIGHEST GROSS PUNTING AVERAGE

SEASON
 47.4 2014
 47.1 2012
 46.7 2015

LOWEST GROSS PUNTING AVERAGE

SEASON
 38.0 2001
 40.2 2000
 40.5 2002

HIGHEST GROSS PUNTING AVERAGE BY OPPONENT

SEASON
 46.2 2012
 45.9 2015, 2014
 45.8 2013

LOWEST GROSS PUNTING AVERAGE BY OPPONENT

SEASON
 40.1 2004, 2003
 40.5 2005
 40.8 2002

HIGHEST NET PUNTING AVERAGE

SEASON
 43.3 2014
 42.9 2015
 40.8 2012

LOWEST NET PUNTING AVERAGE

SEASON
 32.9 2002, 2001
 33.9 2000
 34.6 2004

HIGHEST NET PUNTING AVERAGE BY OPPONENT

SEASON
 41.2 2012
 40.5 2016, 2014
 40.2 2017

LOWEST NET PUNTING AVERAGE BY OPPONENT

SEASON
 32.8 2002
 33.0 2005
 33.1 2004, 2000

PUNT RETURNS

MOST PUNT RETURNS

SEASON
 60 2004
 59 1999
 53 2003

GAME
 9 11/26/00 vs. Cle.
 8 11/25/12 at SD
 7 6 times, last 12/23/12 vs. NYG

FEWEST PUNT RETURNS

SEASON
 32 2017, 2016, 2014
 34 2002
 35 2007

MOST PUNT RETURNS BY OPPONENT

SEASON
 55 2005
 53 1997
 49 2012

GAME
 7 2 times, last 12/4/05 at Hou.
 6 17 times, last 11/10/13 vs. Cin.

FEWEST PUNT RETURNS BY OPPONENT

SEASON
 23 2014
 27 1996
 33 2016, 2011, 2001

MOST FAIR CATCHES

SEASON
 27 2017, 2011
 26 2012, 2010

GAME
 5 11/30/08 at Cin.
 4 10 times, last 11/19/17 at GB

MOST FAIR CATCHES BY OPPONENT

SEASON
 28 1999
 24 1998
 23 2000

GAME
 6 12/19/99 vs. NO
 4 5 times, last 11/2/14 at Pit.

MOST YARDS, PUNT RETURNS

SEASON
 713 2000
 616 2004
 609 2013

GAME
 184 12/7/97 vs. Sea.
 173 12/24/00 vs. NYJ
 132 10/15/17 vs. Chi. - OT

FEWEST YARDS, PUNT RETURNS

SEASON
 246 2016
 290 2009
 292 2014

MOST YARDS, PUNT RETURNS BY OPPONENT

SEASON
 481 2005
 471 2002
 468 1999

GAME
 117 11/2/97 at NYJ (OT)
 112 10/30/11 vs. Ari.
 110 11/23/97 vs. Ari.

FEWEST YARDS, PUNT RETURNS BY OPPONENT

SEASON
 166 2014
 176 2015
 183 2001

HIGHEST AVERAGE, PUNT RETURNS

SEASON
 15.8 2000 (45-713)
 14.2 2013 (43-609)
 13.4 1997 (42-564)

LOWEST AVERAGE, PUNT RETURNS

SEASON
 7.4 2010 (43-319), 2009 (39-290)
 7.7 2016 (32-246), 2003 (53-410), 1999 (59-452)
 7.8 2006 (45-351)

HIGHEST AVERAGE, PUNT RETURNS BY OPPONENT

SEASON
 11.9 2011 (33-392)
 11.8 2002 (40-471)
 11.4 2016 (33-375)

LOWEST AVERAGE, PUNT RETURNS BY OPPONENT

SEASON
 5.0 2015 (35-176)
 5.5 2001 (33-183)
 6.4 2008 (38-245)

MOST TOUCHDOWNS ON PUNT RETURNS

SEASON
 2 2007, 2004, 2000, 1998, 1997
 1 2017, 2015, 2013, 2012, 2011, 2002

GAME
 2 12/24/00 vs. NYJ
 12/7/97 vs. Sea.
 1 12 times, last 10/15/17 vs. Chi. - OT

MOST TDs ON PUNT RETURNS BY OPPONENT

SEASON
 2 2011, 2002
 1 2016, 2009, 2005, 1999, 1998

GAME
 1 9 times, last 10/9/16 vs. Was.

KICKOFF RETURNS

MOST KICKOFF RETURNS

SEASON
 86 1996
 71 1997
 69 1998

GAME
 10 12/13/98 vs. Min.
 9 9/10/00 vs. Jax.
 8 6 times, last 10/18/09 at Min.

FEWEST KICKOFF RETURNS

SEASON
 28 2016
 34 2017, 2015
 38 2014
 42 2011
 44 2013

TEAM RECORDS

MOST KICKOFF RETURNS BY OPPONENT

SEASON
77 2009
76 2008
75 2006
GAME
9 12/13/09 vs. Det. 12/19/05 vs. GB 12/2/01 vs. Ind.

FEWEST KICKOFF RETURNS BY OPPONENT

SEASON
9 2015
26 2014
27 2016

MOST YARDS, KICKOFF RETURNS

SEASON
1,734 1996
1,700 1998
1,636 2012
GAME
367 12/13/98 vs. Min. 233 12/13/10 at Hou. 204 11/2/14 at Pit.

FEWEST YARDS, KICKOFF RETURNS

SEASON
636 2016
857 2015
936 2017
GAME
0 19 times, last 12/23/17 vs. Ind.

MOST YARDS, KICKOFF RETURNS BY OPPONENT

SEASON
1,720 2008
1,636 2006
1,565 2009
GAME
245 11/18/07 vs. Cle. 244 11/10/02 vs. Cin. 237 11/2/08 at Cle. 1/2/05 vs. Mia.

FEWEST YARDS, KICKOFF RETURNS BY OPP.

SEASON
229 2015
559 2016
601 2014
GAME
0 23 times, last 11/20/16 at Dal.

HIGHEST AVERAGE, KICKOFF RETURNS

SEASON
28.3 2014 (38-1,077)
27.5 2017 (34-926)
27.3 2012 (60-1,636)

LOWEST AVERAGE, KICKOFF RETURNS

SEASON
20.1 2008 (50-1,007)
20.2 1997 (71-1,435), 1996 (86-1,734)
20.3 1999 (54-1,098)

HIGHEST AVERAGE, KICKOFF RETURNS BY OPPONENT

SEASON
29.2 2011 (36-1,050)
26.0 2010 (38-987)
25.4 2015 (9-229)

LOWEST AVERAGE, KICKOFF RETURNS BY OPPONENT

SEASON
18.6 2017 (33-615)
20.0 1996 (70-1,402)
20.3 2009 (77-1,565)

MOST TOUCHDOWNS ON KICKOFF RETURNS

SEASON
2 2012, 1998
GAME
*2 12/13/98 vs. Min. * Ties NFL Record

MOST TDs ON KICKOFF RETURNS BY OPPONENT

SEASON
2 2008, 2004, 1998
1 2011, 2003, 2002, 1997
GAME
1 10 times, last 10/2/11 vs. NYJ

FUMBLES

MOST FUMBLES

SEASON
37 2003, 1997
35 2007
34 2002
GAME
7 10/13/02 at Ind. 10/22/00 vs. Ten. 5 10 times, last 12/20/08 at Dal.

FEWEST FUMBLES

SEASON
13 2015
14 2012
15 2013

MOST FUMBLES BY OPPONENT

SEASON
45 2000
29 2003
28 2005
GAME
8 10/8/00 at Jax. 5 7 times, last 11/22/15 vs. STL

FEWEST FUMBLES BY OPPONENT

SEASON
12 2007
17 1998
18 2015

MOST FUMBLES LOST

SEASON
26 2007
19 2003
18 2002
GAME
5 12/13/98 vs. Min. 4 4 times, last 11/11/07 vs. Cin.

FEWEST FUMBLES LOST

SEASON
4 2017
5 2012
6 2013
7 2016, 2015, 2000

MOST FUMBLES LOST BY OPPONENT

SEASON
26 2000
17 2003
15 2005
GAME
4 5 times, last 11/22/15 vs. STL

FEWEST FUMBLES LOST BY OPPONENT

SEASON
6 2007, 2002, 1998
7 1996
8 2015, 2013, 2010, 2008

MOST OWN FUMBLES RECOVERED

SEASON
20 1997
19 2008, 2000
18 2003

FEWEST OWN FUMBLES RECOVERED

SEASON
6 2015
8 2014
9 2013, 2012, 2007

MOST OPPONENTS FUMBLES RECOVERED

SEASON
26 2000
17 2003
15 2005
GAME
4 5 times, last 11/22/15 vs. STL

FEWEST OPPONENTS FUMBLES RECOVERED

SEASON
5 1998
6 2007, 2002
7 1996

MOST TDs, FUMBLES RECOVERED, OWN & OPPONENT

SEASON
3 2017, 2011
2 2005, 2004
1 2016, 2015, 2009, 2008, 2006, 2003, 2002, 2001
GAME
2 10/2/11 vs. NYJ 1 16 times, last 12/17/17 at Cle. (DT Brandon Williams)

MOST TDs, OWN FUMBLES RECOVERED

SEASON
1 2017, 2004, 2003, 2002
GAME
1 10/26/17 vs. Mia. 12/5/04 vs. Cin. 9/21/03 at SD 12/29/02 at Pit.

MOST TDs, OPPONENTS FUMBLES RECOVERED

SEASON
3 2011
2 2017, 2005
1 2016, 2015, 2009, 2008, 2006, 2004, 2001
GAME
2 10/2/11 vs. NYJ 1 12 times, last 12/17/17 at Cle. (DT Brandon Williams)

INTERCEPTIONS

MOST INTERCEPTIONS

SEASON
28 2006
26 2008
25 2002
GAME
5 10/14/07 vs. STL 4 13 times, last 9/17/17 vs. Cle.

FEWEST INTERCEPTIONS

SEASON
6 2015
11 2014, 2005
13 2012

MOST INTERCEPTIONS BY OPPONENT

SEASON
23 2013
21 2015, 2005
20 2001, 1999, 1996
GAME
5 9/29/13 at Buf. 4 6 times, last 9/19/10 at Cin.

FEWEST INTERCEPTIONS BY OPPONENT

SEASON
10 2010
11 2012, 2004
12 2014, 2011, 2008

MOST CONSECUTIVE GAMES W/ INTERCEPTIONS

10 2005-06 (game 16 in '05 through 1st 9 in '06)
9 2010-11 (game 12 in '10 through 1st 4 in '11)
2006 (games 1-9)



TEAM RECORDS

MOST CONSECUTIVE GAMES W/ INTs BY OPPONENT

10	2016-17 (last 6 through 1st 4)
9	2001 (games 5-13)
7	1998 (games 5-11) 1996-97 (last 4 through 1st 3)

MOST INTERCEPTION YARDS

SEASON	700 2004
544	2006
511	2003

GAME	183 12/24/00 vs. NYJ
162	11/23/08 vs. Phi.
156	10/24/04 vs. Buf.

FEWEST INTERCEPTION YARDS

SEASON	51 2015
135	2014
147	1996

MOST INTERCEPTION YARDS BY OPPONENT

SEASON	349 1996
340	2017, 2015
331	2001

GAME	142 10/15/17 vs. Chi. - OT
108	10/21/99 vs. KC
103	12/19/04 at Ind.

FEWEST INTERCEPTION YARDS BY OPPONENT

SEASON	104 2008
118	1997
142	2006

MOST TDs ON INTERCEPTIONS

SEASON	5 2008, 2006, 2004
4	2003, 1999
3	2017, 2010

GAME	2 10/26/17 vs. Mia. 11/21/10 at Car. 10/29/06 at NO
1	41 times, last 12/3/17 vs. Det.

MOST TDs ON INTERCEPTIONS BY OPPONENT

SEASON	4 2015, 2013
3	2012, 2005, 2001, 1999, 1996
2	2017, 2000

GAME	2 10/21/99 vs. KC
1	29 times, last 12/31/17 vs. Cin.

PENALTIES

FEWEST PENALTIES

SEASON	89 2001
90	2010
91	2017

GAME	1 6 times, last 10/8/17 at Oak.
------	---------------------------------

MOST PENALTIES

SEASON	139 2005
126	2003
125	2016, 1999

GAME	21 10/9/05 at Det.
15	10/16/16 at NYG
14	4 times, last 11/30/14 vs. SD

FEWEST PENALTIES BY OPPONENT

SEASON	79 2006
84	2007, 2000
88	2009

GAME	0 12/23/07 at Sea.
1	11/11/10 at Atl. 12/20/09 vs. Chi. 12/8/96 at Cin.

MOST PENALTIES BY OPPONENT

SEASON	126 2013
122	1999, 1998
117	2010

GAME	16 9/20/15 at Oak. 11/15/98 at SD
15	10/10/99 at Ten. 11/21/99 at Cin.

FEWEST PENALTIES, BOTH TEAMS

GAME	3 12/26/10, Bal. (1) at Cle. (2)
4 10/8/17, Bal. (1) at Oak. (3)	9/8/96, Bal. (1) at Pit. (3)
5	12/20/09, Bal. (4) vs. Chi. (1) 12/16/07, Bal. (1) at Mia. (4) 12/8/96, Bal. (4) at Cin. (1)

MOST PENALTIES, BOTH TEAMS

GAME	30 11/15/98, Bal. (14) at SD (16)
28	10/9/05, Bal. (21) at Det. (7)
26	9/20/15, Bal. (10) at Oak. (16)

FEWEST YARDS PENALIZED

SEASON	673 2010
728	2001
730	2000

GAME	5 10/8/17 at Oak. 12/26/10 at Cle. 12/16/07 at Mia. 11/10/02 vs. Cin.
10	11/29/98 vs. Ind. 9/8/96 at Pit.

MOST YARDS PENALIZED

SEASON	1,153 2015
1,127	2012
1,111	2016

GAME	147 10/9/05 at Det.
146	10/6/96 vs. NE
137	11/22/15 vs. STL
136	11/20/16 at Dal.

FEWEST YARDS OPPONENT PENALIZED

SEASON	535 2000
580	2006
728	2007

GAME	0 12/23/07 at Sea.
5	11/11/10 at Atl. 12/8/96 at Cin.
9	12/20/09 vs. Chi.

MOST YARDS OPPONENT PENALIZED

SEASON	1,196 2013
1,118	1999
1,032	2011

GAME	212 10/10/99 at Ten.
175	12/7/09 at GB
146	11/15/98 at SD

FEWEST YARDS PENALIZED, BOTH TEAMS

GAME	25 12/26/10, Bal. (5) at Cle. (20)
29 10/8/17, Bal. (5) at Oak. (24)	30 12/16/07, Bal. (5) at Mia. (25)
35	9/8/96, Bal. (10) at Pit. (20) 12/20/09, Bal. (26) vs. Chi. (9) 12/10/00, Bal. (15) vs. SD (20) 11/16/97, Bal. (15) vs. Phi. (20)

MOST YARDS PENALIZED, BOTH TEAMS

GAME	310 12/7/09, Bal. (135) at GB (175)
293	10/10/99, Bal. (81) at Ten. (212)
252	11/15/98, Bal. (106) at SD (146)

TURNOVERS

MOST TURNOVERS

SEASON	40 2007
38	2003
36	2005, 2001

GAME	7 11/9/03 at STL 11/9/97 at Pit.
6	4 times, last 11/11/07 vs. Cin.

FEWEST TURNOVERS

SEASON	16 2012
17 2017	20 2014, 2010

MOST TURNOVERS BY OPPONENT

SEASON	49 2000
41	2003
40	2006

GAME	7 9/11/11 vs. Pit.
6	6 times, last 12/20/09 vs. Chi.

FEWEST TURNOVERS BY OPPONENT

SEASON	14 2015
22	2014, 1996
23	2007, 1998

MOST TURNOVERS, BOTH TEAMS

SEASON	79 2003
75	2000
64	2001

GAME	11 11/9/03, Bal. (7) at STL (4)
------	---------------------------------

MOST TDs BY RAVENS OFF TURNOVERS

SEASON	7 2004 (5 INTs, 2 FRs)
6	2008 (5 INTs, 1 FR) 2006 (5 INTs, 1 FR)
5 2017 (3 INTs, 2 FR),	4 2011 (3 FRs, 1 INT), 2003 (4 INTs), 1999 (4 INTs)

GAME	3 10/2/11 vs. NYJ (2 FRs, 1 INT)
2 10/26/17 vs. Mia. (2 INTs)	11/21/10 at Car. (2 INTs) 10/29/06 at NO (2 INTs)
1	47 times, last 12/17/17 at Cle. (1 FR)

MOST TDs BY OPPONENT OFF TURNOVERS

SEASON	5 2015 (4 INTs, 1 FR) 2013 (4 INTs, 1 FR)
4	1999 (3 INTs, 1 FR), 1996 (3 INTs, 1 FR)
3	2012 (3 INTs), 2008 (2 FRs, 1 INT), 2007 (2 FRs, 1 INT), 2005 (3 INTs), 2001 (3 INTs)

GAME	2 12/20/15 vs. KC (1 INT, 1 FR) 12/22/13 vs. NE (1 INT, 1 FR) 10/21/99 vs. KC (2 INTs)
1	40 times, last 12/31/17 vs. Cin. (1 INT)

OPPONENT SINGLE-GAME BESTS

SCORING

MOST POINTS

- 21 Shayne Graham 11/11/07 vs. Cin. (7 FGs)
- 20 Gary Anderson 12/13/98 vs. Min. (6 FGs, 2 PATs)
- 19 Randy Bullock 12/21/14 at Hou. (6 FGs, 1 PAT)

MOST TOUCHDOWNS

- 3 **Le'Veon Bell 12/10/17 at Pit. (2 rush, 1 rec.)**
Mercedes Lewis 9/24/17 at Jax. - London (3 rec.)
Michael Crabtree 10/2/16 vs. Oak. (3 receiving)
Doug Baldwin 12/13/15 vs. Sea. (3 receiving)
Lee Evans 10/24/10 vs. Buf. (3 receiving)
Joseph Addai 12/9/07 vs. Ind. (2 rush, 1 receiving)
Deuce McAllister 12/8/02 vs. NO (3 rushing)
Jimmy Smith 9/10/00 vs. Jax. (3 receiving)
Karim Abdul-Jabbar 10/19/97 vs. Mia. (3 rushing)
Tony Martin 9/28/97 at SD (3 receiving)
Ed McCaffrey 10/20/96 at Den. (3 receiving)

MOST PATs ATTEMPTED

- 7 Matt Prater 9/5/13 at Den.
- 6 4 times, last by Adam Vinatieri 12/9/07 vs. Ind.

MOST PATs MADE

- 7 Matt Prater 9/5/13 at Den.
- 6 4 times, last by Adam Vinatieri 12/9/07 vs. Ind.

MOST FGs ATTEMPTED

- 7 Shayne Graham 11/11/07 vs. Cin.
- 6 4 times, last by Kai Forbath 10/22/17 at Min.
- 5 14 times, last by Adam Vinatieri 12/23/17 vs. Ind.

MOST FGs MADE

- 7 Shayne Graham 11/11/07 vs. Cin.
- 6 **Kai Forbath 10/22/17 at Min.**
Randy Bullock 12/21/14 at Hou.
Gary Anderson 12/13/98 vs. Min.
- 5 8 times by 6 different players, last by Mike Nugent 9/7/14 vs. Cin.

LONGEST FG ATTEMPTED

- 60 **Adam Vinatieri 12/23/17 vs. Ind.**
John Hall 9/13/98 at NYJ
- 57 Brandon McManus 9/13/15 at Den.
Matt Bryant 10/19/14 vs. Atl.
Caleb Sturgis 10/6/13 at Mia.
Mike Vanderjagt 10/13/02 at Ind.
- 56 Dustin Hopkins 10/9/16 vs. Was.
Brandon McManus 9/13/15 at Den.

LONGEST FG MADE

- 57 Brandon McManus 9/13/15 at Den.
- 56 Brandon McManus 9/13/15 at Den.
- 54 Josh Scobee (2) 10/24/11 at Jax.
Phil Dawson 11/2/08 at Cle.
Nate Kaeding 10/1/06 vs. SD
- 53 Cairo Santos 12/20/15 vs. KC
Jason Myers 11/15/15 vs. Jax.
Phil Dawson 10/18/15 at SF
Josh Scobee 12/14/14 vs. Jax.
Ryan Succop 9/13/09 vs. KC
Mike Vanderjagt 11/29/98 vs. Ind.

RUSHING

MOST RUSHING ATTEMPTS

- 36 **Jordan Howard 10/15/17 vs. Chi. - OT**
Ricky Williams 11/16/03 at Mia.
- 35 **Le'Veon Bell 10/1/17 vs. Pit.**
- 34 Cedric Benson 11/8/09 at Cin.

MOST YARDS RUSHING

- 194 Terrell Davis 10/20/96 at Den.
- 192 Marshall Faulk 11/29/98 vs. Ind.
- 167 **Jordan Howard 10/15/17 vs. Chi. - OT**
- 163 James Allen 12/20/98 at Chi.
- 155 Domanick Davis (Williams) 12/4/05 vs. Hou.

HIGHEST RUSHING AVERAGE (MIN. 10 CARRIES)

- 11.3 Marshall Faulk 11/29/98 vs. Ind.
- 7.4 Isaiah Crowell 9/18/16 at Cle.
Sammy Morris 1/2/05 vs. Mia.
- 7.1 James Allen 12/20/98 at Chi.
- 6.9 Terrell Davis 10/20/96 at Den.
- 6.8 Chris Johnson 10/26/15 at Ari.

LONGEST RUSH FROM SCRIMMAGE

- 85t Isaiah Crowell 9/18/16 at Cle.
- 77 Ahmad Bradshaw 11/16/08 at NYG
- 77t Shawn Bryson 10/9/05 at Det.
- 74t Kordell Stewart 10/5/97 vs. Pit
- 71t Terrell Davis 10/20/96 at Den.

MOST RUSHING TDs

- 3 Deuce McAllister 12/8/02 vs. NO
Karim Abdul-Jabbar 10/19/97 vs. Mia.
- 24 times by 22 players, last by **Le'Veon Bell 12/10/17 at Pit.**

PASSING

MOST PASSING ATTEMPTS

- 69 Vinny Testaverde 12/24/00 vs. NYJ
- 66 **Ben Roethlisberger 12/10/17 at Pit.**
- 62 Matt Schaub 12/13/10 at Hou.
- 55 Randall Cunningham 12/13/98 vs. Min.

MOST PASS COMPLETIONS

- 44 **Ben Roethlisberger 12/10/17 at Pit.**
- 36 Josh McCown 10/11/15 vs. Cle.
Vinny Testaverde 12/24/00 vs. NYJ
- 35 Drew Brees 11/24/14 at NO
Brian Griese 9/30/02 vs. Den.
- 34 Philip Rivers 11/30/14 vs. SD
- 32 5 times, last by Eli Manning 10/16/16 at NYG

MOST YARDS PASSING

- 506 **Ben Roethlisberger 12/10/17 at Pit.**
- 481 Vinny Testaverde 12/24/00 vs. NYJ
- 462 Peyton Manning 9/5/13 at Den.
- 457 Josh McCown 10/11/15 vs. Cle.
- 436 Philip Rivers 9/20/09 at SD

HIGHEST COMPLETION PERCENTAGE

- 84.0 Alex Smith 12/20/15 vs. KC (21-25)
- 83.9 Elvis Grbac 11/17/96 at SF (26-31)
- 83.3 Rob Johnson 8/31/97 vs. Jax. (20-24)
- 82.8 **Matthew Stafford 12/3/17 vs. Det. (24-29)**

LONGEST COMPLETION

- 90t Kordell Stewart to Bobby Shaw 12/16/01 vs. Pit.
- 88t Brian St. Pierre to David Gettis 11/21/10 at Car.
- 82t Jon Kitna to Chad Johnson 10/19/03 at Cin.
- 81t Philip Rivers to Darren Sproles 9/20/09 at SD
- 81t Josh Miller to Chris Hope 12/28/03 vs. Pit.

MOST TD PASSES

- 7 Peyton Manning 9/5/13 at Den.
- 6 Ben Roethlisberger 11/2/14 at Pit.
- 5 Russell Wilson 12/13/15 vs. Sea.
Ben Roethlisberger 11/5/07 at Pit.
Matt Hasselbeck 11/23/03 vs. Sea.

MOST INTERCEPTIONS THROWN

- 5 Gus Frette 10/14/07 vs. STL
- 4 5 times, last by **Andy Dalton 9/10/17 at Cin.**

RECEIVING

MOST RECEPTIONS

- 15 Jimmy Smith 9/10/00 vs. Jax.
- 14 Anquan Boldin 9/23/07 vs. Ari.
- 13 Dez Bryant 10/14/12 vs. Dal.

HIGHEST AVG. GAIN PER RECEPTION (MIN. 3)

- 38.8 Tony Martin 9/28/97 at SD (4-155)
- 36.5 Chris Chambers 1/2/05 vs. Mia. (4-146)
- 36.3 Greg Camarillo 12/16/07 at Mia. (3-109)
- 32.7 Larry Fitzgerald 10/30/11 vs. Ari. (3-98)
- 32.3 Braylon Edwards 9/30/07 at Cle. (3-97)
Plaxico Burress 12/26/04 at Pit. (3-97)

MOST RECEIVING YARDS

- 291 Jimmy Smith 9/10/00 vs. Jax.
- 229 Isaac Bruce 10/27/96 vs. STL - OT
- 227 A.J. Green 9/27/15 vs. Cin.
- 222 Odell Beckham Jr. 10/16/16 at NYG
- 213 **Antonio Brown 12/10/17 at Pit.**
- 189 Steve Smith 10/15/06 vs. Car.

MOST TOUCHDOWN RECEPTIONS

- 3 **Mercedes Lewis 9/24/17 at Jax. - London**
Michael Crabtree 10/2/16 vs. Oak.
Doug Baldwin 12/13/15 vs. Sea.
Lee Evans 10/24/10 vs. Buf.
- Jimmy Smith 9/10/00 vs. Jax.
Tony Martin 9/28/97 at SD
Ed McCaffrey 10/20/96 at Den.

INTERCEPTIONS

MOST INTERCEPTIONS

- 3 Anthony Henry 11/18/01 vs. Cle.
- 2 28 times, last by **Kevin Byard 11/5/17 at Ten.**

MOST INTERCEPTION RETURN YARDAGE

- 100 Brodney Pool 11/18/07 vs. Cle. (1 TD ret.)
- 98 Chris Harris 12/16/12 vs. Den. (1 TD ret.)
- 97 Derrick Brooks 9/15/02 vs. TB (1 TD ret.)
- 93 Marcus Peters 12/20/15 vs. KC (1 TD ret.)

HIGHEST AVG. ON INT. RETURN YARDAGE (MIN. 2)

- 46.5 Marcus Peters 12/20/15 vs. KC (2-93)
- 37.0 Gary Brackett 12/9/07 vs. Ind. (2-74)
- 30.0 Aaron Ross 11/16/08 at NYG (2-60)

LONGEST INTERCEPTION RETURN

- 100t Brodney Pool 11/18/07 vs. Cle.
- 98t Chris Harris 12/16/12 vs. Den.
- 97t Derrick Brooks 9/15/02 vs. TB

INTERCEPTION RETURN TOUCHDOWNS

- 1 31 times, last by **Darqueze Dennard 12/31/17 vs. Cin.**

SACKS

MOST SACKS

- 4 Antwan Barnes 12/18/11 at SD
- 3.5 James Harrison 11/5/07 at Pit.
Gerald Dixon 12/21/97 at Cin.
- 3 13 times, last by Vincent Rey 11/10/13 vs. Cin.

MOST SACK YARDAGE

- 30.0 James Harrison 9/29/08 at Pit. (2.5 sacks)
- 25.5 James Harrison 11/5/07 at Pit. (3.5 sacks)
- 25.0 Robert Mathis 10/12/08 at Ind. (3 sacks)
Kenard Lang 9/12/04 at Cle. (3 sacks)

PUNTING

MOST PUNTS

- 11 Kyle Larson 11/30/08 at Cin.
Tommy Barnhardt 12/19/99 vs. NO
- 10 4 times, last by Craig Hentrich 10/7/01 vs. Ten

HIGHEST GROSS PUNTING AVERAGE (4 PUNTS)

- 57.6 Andy Lee 11/24/11 vs. SF (5 punts)
- 54.8 Tim Masthay 10/13/13 vs. GB (6 punts)
Shane Lechler 11/11/12 vs. Oak. (4 punts)
- 53.8 Mike Scifres 10/1/06 vs. SD (5 punts)

LONGEST PUNT

- 74 Andy Lee 10/7/07 at SF
- 71 Mike Scifres 10/1/06 vs. SD
- 70 Marquette King 9/20/15 at Oak.
Mike Scifres 11/25/07 at SD

MOST PUNTS INSIDE 20

- 8 Bryan Barker 11/14/99 at Jax.
- 5 Britton Colquitt 9/5/13 at Den.
Matt Turk 11/16/03 at Mia.

PUNT RETURNS

MOST PUNT RETURNS

- 7 Alvin Pearman 11/13/05 at Jax.
- 6 13 times, last by Trindon Holliday 12/16/12 vs. Den.

MOST PUNT RETURN YARDAGE

- 117 Leon Johnson 11/2/97 at NYJ - OT
- 112 Patrick Peterson 10/30/11 vs. Ari.
- 110 Kevin Williams 11/23/97 vs. Ari.

HIGHEST PUNT RETURN AVERAGE (3 RETURNS)

- 33.3 Richard Crawford 12/9/12 at Was. (3 returns)
- 30.7 Avion Black 12/15/02 at Hou. (3 returns)
- 28.0 Patrick Peterson 10/30/11 vs. Ari. (4 returns)

LONGEST PUNT RETURN

- 86t Craig Yeast 11/21/99 at Cin.
- 85t Jamison Crowder 10/9/16 vs. Was.
- 84t Joshua Cribbs 12/24/11 vs. Cle.
- 82t Patrick Peterson 10/30/11 vs. Ari.

TDs

- 1 9 times, last by Jamison Crowder 10/9/16 vs. Was. (85)

KICKOFF RETURNS

MOST KICKOFF RETURNS

- 8 Terrence Wilkins 12/2/01 vs. Ind.
- 7 7 times, last by Joshua Cribbs 11/2/08 at Cle.

MOST KICKOFF RETURN YARDAGE

- 245 Joshua Cribbs 11/18/07 vs. Cle. (7 ret.)
- 237 Joshua Cribbs 11/2/08 at Cle. (7 ret.)
- 228 Brandon Bennett 11/10/02 vs. Cin. (6 ret.)

HIGHEST KICKOFF RETURN AVERAGE (3 RETURNS)

- 44.3 Quintin Demps 11/23/08 vs. Phi. (4-177)
- 43.0 Will Blackwell 10/5/97 vs. Pit. (3-129)
- 40.3 Dante Hall 9/28/03 vs. KC (3-121)

LONGEST KICKOFF RETURN

- 107t Joe McKnight 10/2/11 vs. NYJ
- 100t Quintin Demps 11/23/08 vs. Phi.
- 97t 3 times, last by Dante Hall 9/28/03 vs. KC

TDs

- 1 10 times, last by Joe McKnight 10/2/11 vs. NYJ (107)





NFL INFORMATION

Standings

Statistics

Rankings



2017 NFL Standings

American Football Conference

East Division											
Team	W	L	T	Pct	PF	PA	Home	Away	Conf	Div	Streak
z-New England Patriots	13	3	0	.813	458	296	6-2-0	7-1-0	10-2-0	5-1-0	Won 3
x-Buffalo Bills	9	7	0	.563	302	359	6-2-0	3-5-0	7-5-0	3-3-0	Won 1
Miami Dolphins	6	10	0	.375	281	393	4-4-0	2-6-0	5-7-0	2-4-0	Lost 3
New York Jets	5	11	0	.313	298	382	4-4-0	1-7-0	5-7-0	2-4-0	Lost 4
North Division											
Team	W	L	T	Pct	PF	PA	Home	Away	Conf	Div	Streak
y-Pittsburgh Steelers	13	3	0	.813	406	308	6-2-0	7-1-0	10-2-0	6-0-0	Won 2
Baltimore Ravens	9	7	0	.563	395	303	5-3-0	4-4-0	7-5-0	3-3-0	Lost 1
Cincinnati Bengals	7	9	0	.438	290	349	4-4-0	3-5-0	6-6-0	3-3-0	Won 2
Cleveland Browns	0	16	0	.000	234	410	0-8-0	0-8-0	0-12-0	0-6-0	Lost 16
South Division											
Team	W	L	T	Pct	PF	PA	Home	Away	Conf	Div	Streak
y-Jacksonville Jaguars	10	6	0	.625	417	268	6-2-0	4-4-0	9-3-0	4-2-0	Lost 2
x-Tennessee Titans	9	7	0	.563	334	356	6-2-0	3-5-0	8-4-0	5-1-0	Won 1
Indianapolis Colts	4	12	0	.250	263	404	3-5-0	1-7-0	3-9-0	2-4-0	Won 1
Houston Texans	4	12	0	.250	338	436	3-5-0	1-7-0	3-9-0	1-5-0	Lost 6
West Division											
Team	W	L	T	Pct	PF	PA	Home	Away	Conf	Div	Streak
y-Kansas City Chiefs	10	6	0	.625	415	339	6-2-0	4-4-0	8-4-0	5-1-0	Won 4
Los Angeles Chargers	9	7	0	.563	355	272	5-3-0	4-4-0	6-6-0	3-3-0	Won 2
Oakland Raiders	6	10	0	.375	301	373	4-4-0	2-6-0	5-7-0	2-4-0	Lost 4
Denver Broncos	5	11	0	.313	289	382	4-4-0	1-7-0	4-8-0	2-4-0	Lost 2

National Football Conference

East Division											
Team	W	L	T	Pct	PF	PA	Home	Away	Conf	Div	Streak
z-Philadelphia Eagles	13	3	0	.813	457	295	7-1-0	6-2-0	10-2-0	5-1-0	Lost 1
Dallas Cowboys	9	7	0	.563	354	332	3-5-0	6-2-0	7-5-0	5-1-0	Won 1
Washington Redskins	7	9	0	.438	342	388	5-3-0	2-6-0	5-7-0	1-5-0	Lost 1
New York Giants	3	13	0	.188	246	388	2-6-0	1-7-0	1-11-0	1-5-0	Won 1
North Division											
Team	W	L	T	Pct	PF	PA	Home	Away	Conf	Div	Streak
y-Minnesota Vikings	13	3	0	.813	382	252	7-1-0	6-2-0	10-2-0	5-1-0	Won 3
Detroit Lions	9	7	0	.563	410	376	4-4-0	5-3-0	8-4-0	5-1-0	Won 1
Green Bay Packers	7	9	0	.438	320	384	4-4-0	3-5-0	5-7-0	2-4-0	Lost 3
Chicago Bears	5	11	0	.313	264	320	3-5-0	2-6-0	1-11-0	0-6-0	Lost 1
South Division											
Team	W	L	T	Pct	PF	PA	Home	Away	Conf	Div	Streak
y-New Orleans Saints	11	5	0	.688	448	326	7-1-0	4-4-0	8-4-0	4-2-0	Lost 1
x-Carolina Panthers	11	5	0	.688	363	327	6-2-0	5-3-0	7-5-0	3-3-0	Lost 1
x-Atlanta Falcons	10	6	0	.625	353	315	5-3-0	5-3-0	9-3-0	4-2-0	Won 1
Tampa Bay Buccaneers	5	11	0	.313	335	382	4-4-0	1-7-0	3-9-0	1-5-0	Won 1
West Division											
Team	W	L	T	Pct	PF	PA	Home	Away	Conf	Div	Streak
y-Los Angeles Rams	11	5	0	.688	478	329	4-4-0	7-1-0	7-5-0	4-2-0	Lost 1
Seattle Seahawks	9	7	0	.563	366	332	4-4-0	5-3-0	7-5-0	4-2-0	Lost 1
Arizona Cardinals	8	8	0	.500	295	361	5-3-0	3-5-0	5-7-0	3-3-0	Won 2
San Francisco 49ers	6	10	0	.375	331	383	3-5-0	3-5-0	3-9-0	1-5-0	Won 5



WEEK 17 / THROUGH SUNDAY, DECEMBER 31, 2017

OFFENSE	Tenn.	K.C.	Atl.	LA-R	Buff.	Jax	Car.	N.O.
GAMES (Won-Lost)	9-7	10-6	10-6	11-5	9-7	10-6	11-5	11-5
FIRST DOWNS	290	322	330	311	278	332	320	332
Rushing	97	95	101	97	105	101	121	111
Passing	157	198	200	185	149	193	167	201
Penalty	36	29	29	29	24	38	32	20
YDS GAINED (tot)	5024	6007	5837	5784	4842	5855	5179	6259
Avg per Game	314.0	375.4	364.8	361.5	302.6	365.9	323.7	391.2
RUSHING (net)	1833	1903	1847	1953	2017	2262	2102	2070
Avg per Game	114.6	118.9	115.4	122.1	126.1	141.4	131.4	129.4
Rushes	443	405	430	454	487	527	490	444
Yards per Rush	4.1	4.7	4.3	4.3	4.1	4.3	4.3	4.7
PASSING (net)	3191	4104	3990	3831	2825	3593	3077	4189
Avg per Game	199.4	256.5	249.4	239.4	176.6	224.6	192.3	261.8
Passes Att.	496	543	530	518	476	527	501	536
Completed	306	363	343	320	289	316	293	386
Pct Completed	61.7	66.9	64.7	61.8	60.7	60.0	58.5	72.0
Yards Gained	3394	4326	4146	4023	3086	3716	3319	4334
Sacked	35	37	24	28	47	24	35	20
Yards Lost	203	222	156	192	261	123	242	145
Had intercepted	17	8	12	7	10	13	16	8
Yards Opp Ret	262	100	233	80	190	181	249	49
Opp TDs on Int	2	0	1	0	1	1	1	1
PUNTS	75	65	53	65	79	88	71	60
Avg Yards	49.7	45.2	44.9	47.9	44.7	43.6	46.0	47.0
PUNT RETURNS	36	35	27	45	24	34	40	34
Avg Return	8.5	6.3	7.4	10.2	8.9	9.6	8.0	6.4
Returned for TD	0	1	0	0	0	1	1	0
KICKOFF RETURNS	28	47	39	40	32	25	34	36
Avg Return	22.1	22.4	22.3	25.0	20.0	22.0	22.4	22.9
Returned for TD	0	0	0	1	0	0	1	1
PENALTIES	85	118	102	107	98	112	83	105
Yards Penalized	785	1044	918	922	872	936	682	962
FUMBLES BY	10	14	17	29	17	24	19	19
Fumbles Lost	8	3	6	14	6	10	6	10
Opp Fumbles	23	19	19	23	25	25	19	20
Opp Fum Lost	9	10	8	10	7	12	11	5
POSS. TIME (avg)	29:51	30:39	29:50	30:06	28:06	31:47	32:17	31:04
TOUCHDOWNS	33	42	36	51	31	47	40	51
Rushing	18	12	12	17	12	18	15	23
Passing	14	26	21	28	16	21	22	23
Returns	1	4	3	6	3	8	3	5
EXTRA-PT KICKS	31/33	40/40	35/35	48/51	29/29	37/41	34/37	47/50
2-PT CONVERSIONS	0/0	0/2	0/1	0/0	0/1	3/6	1/3	1/1
FIELD GOALS/FGA	35/42	41/45	34/39	40/43	29/33	30/35	29/30	31/36
POINTS SCORED	334	415	353	478	302	417	363	448



DEFENSE	Tenn.	K.C.	Atl.	LA-R	Buff.	Jax	Car.	N.O.
POINTS ALLOWED	356	339	315	329	359	268	327	326
OPP FIRST DOWNS	323	352	323	300	348	257	282	308
Rushing	68	112	97	86	121	91	69	92
Passing	231	204	197	181	199	143	187	172
Penalty	24	36	29	33	28	23	26	44
OPP YARDS GAINED	5248	5842	5094	5432	5682	4578	5074	5384
Avg per Game	328.0	365.1	318.4	339.5	355.1	286.1	317.1	336.5
OPP RUSHING(net)	1420	1890	1665	1957	1994	1860	1409	1787
Avg per Game	88.8	118.1	104.1	122.3	124.6	116.3	88.1	111.7
Rushes	398	443	402	417	466	429	353	406
Yards per Rush	3.6	4.3	4.1	4.7	4.3	4.3	4.0	4.4
OPP PASSING(net)	3828	3952	3429	3475	3688	2718	3665	3597
Avg per Game	239.3	247.0	214.3	217.2	230.5	169.9	229.1	224.8
Passes Att.	605	570	553	555	573	509	550	554
Completed	369	325	362	324	370	289	351	329
Pct Completed	61.0	57.0	65.5	58.4	64.6	56.8	63.8	59.4
Sacked	43	31	39	48	27	55	50	42
Yards Lost	272	179	296	324	156	356	304	287
INTERCEPTED BY	12	16	8	18	18	21	10	20
Yards Returned	154	201	108	401	275	294	78	192
Returned for TD	0	0	0	3	1	2	0	2
OPP PUNT RETURNS	40	24	22	25	38	30	30	24
Avg return	7.2	6.8	8.1	6.1	5.5	7.6	5.9	10.4
OPP KICKOFF RET	32	25	33	23	31	40	12	32
Avg return	23.4	19.4	26.2	22.6	22.0	20.4	21.2	24.6
OPP TOUCHDOWNS	36	39	33	38	38	29	34	36
Rushing	5	15	9	15	22	9	7	11
Passing	27	23	22	21	14	17	25	22
Returns	4	1	2	2	2	3	2	3



OFFENSE	N.E.	Pitt.	Phil.	Minn.	Balt.	Cin.	Clev.	Denv.
GAMES (Won-Lost)	13-3	13-3	13-3	13-3	9-7	7-9	0-16	5-11
FIRST DOWNS	389	348	338	334	311	267	290	297
Rushing	107	96	108	100	111	72	97	92
Passing	232	217	193	196	168	165	157	180
Penalty	50	35	37	38	32	30	36	25
YDS GAINED (tot)	6307	6047	5852	5710	4886	4488	4942	5185
Avg per Game	394.2	377.9	365.8	356.9	305.4	280.5	308.9	324.1
RUSHING (net)	1889	1667	2115	1957	1856	1366	1714	1852
Avg per Game	118.1	104.2	132.2	122.3	116.0	85.4	107.1	115.8
Rushes	448	437	473	501	460	377	384	457
Yards per Rush	4.2	3.8	4.5	3.9	4.0	3.6	4.5	4.1
PASSING (net)	4418	4380	3737	3753	3030	3122	3228	3333
Avg per Game	276.1	273.8	233.6	234.6	189.4	195.1	201.8	208.3
Passes Att.	587	590	564	527	567	510	574	566
Completed	389	384	341	357	363	304	312	332
Pct Completed	66.3	65.1	60.5	67.7	64.0	59.6	54.4	58.7
Yards Gained	4619	4534	3967	3929	3235	3386	3537	3668
Sacked	35	24	36	27	27	40	50	52
Yards Lost	201	154	230	176	205	264	309	335
Had intercepted	8	15	9	8	13	12	28	22
Yards Opp Ret	63	152	43	97	340	151	354	443
Opp TDs on Int	1	2	1	0	2	1	1	2
PUNTS	58	64	68	71	85	89	82	76
Avg Yards	43.4	43.2	44.6	42.2	44.3	46.1	46.7	44.2
PUNT RETURNS	32	30	29	39	32	47	38	41
Avg Return	8.2	6.9	8.9	9.5	10.1	8.7	5.8	8.6
Returned for TD	0	0	0	0	1	0	0	0
KICKOFF RETURNS	28	33	18	25	34	34	35	34
Avg Return	22.2	19.1	19.7	24.8	27.5	19.7	22.6	22.6
Returned for TD	1	1	0	0	1	0	0	0
PENALTIES	95	101	116	100	91	110	110	113
Yards Penalized	835	896	962	949	749	1027	924	885
FUMBLES BY	13	15	25	11	19	22	25	26
Fumbles Lost	4	5	11	6	4	11	13	12
Opp Fumbles	19	19	19	16	22	7	21	13
Opp Fum Lost	6	6	12	5	12	3	6	7
POSS. TIME (avg)	30:37	31:56	32:41	32:26	30:38	27:12	27:49	31:28
TOUCHDOWNS	49	43	53	41	42	34	27	31
Rushing	16	12	9	15	14	6	11	8
Passing	32	29	38	25	20	25	15	19
Returns	1	2	6	1	8	3	1	4
EXTRA-PT KICKS	45/47	37/39	40/44	34/39	39/39	32/34	25/26	27/27
2-PT CONVERSIONS	2/2	2/4	6/9	2/2	1/3	0/0	1/1	2/4
FIELD GOALS/FGA	37/40	35/38	29/34	32/38	34/37	18/20	15/20	24/32
POINTS SCORED	458	406	457	382	395	290	234	289



DEFENSE	N.E.	Pitt.	Phil.	Minn.	Balt.	Cin.	Clev.	Denv.
POINTS ALLOWED	296	308	295	252	303	349	410	382
OPP FIRST DOWNS	325	270	272	260	296	325	315	266
Rushing	98	89	62	59	87	111	95	68
Passing	204	157	177	168	179	173	189	166
Penalty	23	24	33	33	30	41	31	32
OPP YARDS GAINED	5856	4910	4904	4415	5201	5425	5250	4640
Avg per Game	366.0	306.9	306.5	275.9	325.1	339.1	328.1	290.0
OPP RUSHING(net)	1836	1693	1267	1337	1780	2046	1566	1430
Avg per Game	114.8	105.8	79.2	83.6	111.3	127.9	97.9	89.4
Rushes	390	385	337	364	435	489	467	428
Yards per Rush	4.7	4.4	3.8	3.7	4.1	4.2	3.4	3.3
OPP PASSING(net)	4020	3217	3637	3078	3421	3379	3684	3210
Avg per Game	251.3	201.1	227.3	192.4	213.8	211.2	230.3	200.6
Passes Att.	590	499	601	555	569	561	525	491
Completed	367	297	363	324	333	336	360	294
Pct Completed	62.2	59.5	60.4	58.4	58.5	59.9	68.6	59.9
Sacked	42	56	38	37	41	41	34	33
Yards Lost	299	393	246	251	280	278	197	175
INTERCEPTED BY	12	16	19	14	22	11	7	10
Yards Returned	114	184	278	200	385	339	97	237
Returned for TD	0	0	1	1	3	3	1	2
OPP PUNT RETURNS	23	23	25	24	34	43	45	30
Avg return	4.6	7.7	6.8	8.9	8.1	9.5	10.7	8.6
OPP KICKOFF RET	58	43	47	45	33	35	20	22
Avg return	18.9	21.1	21.6	22.7	18.6	23.2	23.6	22.6
OPP TOUCHDOWNS	33	36	34	24	32	35	48	44
Rushing	6	14	7	10	12	13	14	9
Passing	24	20	24	13	18	20	28	29
Returns	3	2	3	1	2	2	6	6



OFFENSE	Hou.	Ind.	LA-C	Miami	NY-J	Oak.	Ariz.	Chi.
GAMES (Won-Lost)	4-12	4-12	9-7	6-10	5-11	6-10	8-8	5-11
FIRST DOWNS	313	267	337	284	269	287	310	267
Rushing	86	94	84	66	77	78	66	93
Passing	180	148	220	187	157	178	200	144
Penalty	47	25	33	31	35	31	44	30
YDS GAINED (tot)	5120	4553	6026	4923	4884	5185	5026	4599
Avg per Game	320.0	284.6	376.6	307.7	305.3	324.1	314.1	287.4
RUSHING (net)	1842	1661	1595	1388	1702	1554	1386	1788
Avg per Game	115.1	103.8	99.7	86.8	106.4	97.1	86.6	111.8
Rushes	448	451	419	360	427	370	409	422
Yards per Rush	4.1	3.7	3.8	3.9	4.0	4.2	3.4	4.2
PASSING (net)	3278	2892	4431	3535	3182	3631	3640	2811
Avg per Game	204.9	180.8	276.9	220.9	198.9	226.9	227.5	175.7
Passes Att.	525	487	583	602	510	558	598	473
Completed	299	285	366	373	323	347	339	291
Pct Completed	57.0	58.5	62.8	62.0	63.3	62.2	56.7	61.5
Yards Gained	3644	3226	4551	3792	3501	3761	3979	3085
Sacked	54	56	18	33	47	24	52	39
Yards Lost	366	334	120	257	319	130	339	274
Had intercepted	17	9	11	21	12	14	18	12
Yards Opp Ret	400	181	265	375	126	98	306	180
Opp TDs on Int	2	4	1	3	0	0	2	1
PUNTS	92	85	74	83	94	69	88	87
Avg Yards	49.0	44.3	48.1	44.5	46.6	47.4	47.3	47.0
PUNT RETURNS	35	27	28	37	38	27	41	32
Avg Return	8.5	6.0	9.3	7.3	4.5	5.7	7.0	10.5
Returned for TD	0	0	1	0	0	0	0	2
KICKOFF RETURNS	27	28	25	40	34	34	29	46
Avg Return	20.7	21.1	19.0	20.9	20.1	21.7	20.4	21.1
Returned for TD	0	0	0	0	0	0	0	0
PENALTIES	124	92	108	137	119	114	110	115
Yards Penalized	1050	779	927	1154	1035	1009	880	943
FUMBLES BY	25	20	17	23	25	33	19	24
Fumbles Lost	11	6	4	8	12	14	7	10
Opp Fumbles	14	23	21	21	19	20	20	19
Opp Fum Lost	5	7	9	6	9	9	6	14
POSS. TIME (avg)	30:07	29:07	30:08	29:25	29:55	28:53	30:47	28:41
TOUCHDOWNS	40	25	43	31	32	36	29	31
Rushing	8	11	10	4	13	13	6	13
Passing	28	13	28	24	19	23	21	13
Returns	4	1	5	3	0	0	2	5
EXTRA-PT KICKS	32/35	22/24	37/42	26/29	29/29	33/34	23/26	26/28
2-PT CONVERSIONS	2/5	0/1	0/1	1/2	1/3	2/2	1/2	1/2
FIELD GOALS/FGA	20/25	29/34	20/30	21/23	25/30	16/21	32/40	16/22
POINTS SCORED	338	263	355	281	298	301	295	264



DEFENSE	Hou.	Ind.	LA-C	Miami	NY-J	Oak.	Ariz.	Chi.
POINTS ALLOWED	436	404	272	393	382	373	361	320
OPP FIRST DOWNS	301	324	282	319	329	304	283	298
Rushing	88	99	99	88	88	93	68	85
Passing	176	192	153	190	191	187	187	180
Penalty	37	33	30	41	50	24	28	33
OPP YARDS GAINED	5546	5873	5254	5371	5636	5601	4975	5106
Avg per Game	346.6	367.1	328.4	335.7	352.3	350.1	310.9	319.1
OPP RUSHING(net)	1747	1927	2098	1768	1887	1743	1434	1730
Avg per Game	109.2	120.4	131.1	110.5	117.9	108.9	89.6	108.1
Rushes	440	488	430	431	466	433	406	432
Yards per Rush	4.0	3.9	4.9	4.1	4.0	4.0	3.5	4.0
OPP PASSING(net)	3799	3946	3156	3603	3749	3858	3541	3376
Avg per Game	237.4	246.6	197.3	225.2	234.3	241.1	221.3	211.0
Passes Att.	501	513	524	528	558	530	564	529
Completed	321	320	329	339	329	361	343	343
Pct Completed	64.1	62.4	62.8	64.2	59.0	68.1	60.8	64.8
Sacked	32	25	43	30	28	31	37	42
Yards Lost	200	177	261	185	155	188	255	277
INTERCEPTED BY	11	13	18	9	11	5	15	8
Yards Returned	144	215	302	99	151	10	258	253
Returned for TD	2	1	2	1	0	0	1	2
OPP PUNT RETURNS	49	19	48	35	49	32	48	49
Avg return	12.4	4.2	6.6	6.3	10.0	6.4	10.5	10.4
OPP KICKOFF RET	27	23	46	34	23	15	40	32
Avg return	20.3	19.2	25.0	19.6	20.0	19.9	22.0	21.8
OPP TOUCHDOWNS	48	44	29	45	46	39	41	33
Rushing	14	15	11	14	13	11	12	10
Passing	30	23	17	26	30	24	24	18
Returns	4	6	1	5	3	4	5	5



OFFENSE	Dal.	Det.	G.B.	NY-G	S.F.	Sea.	T.B.	Wash.
GAMES (Won-Lost)	9-7	9-7	7-9	3-13	6-10	9-7	5-11	7-9
FIRST DOWNS	314	296	307	271	321	299	352	278
Rushing	127	58	99	66	88	85	76	66
Passing	162	210	176	178	206	183	243	191
Penalty	25	28	32	27	27	31	33	21
YDS GAINED (tot)	5311	5404	4891	5028	5587	5286	5816	5199
Avg per Game	331.9	337.8	305.7	314.3	349.2	330.4	363.5	324.9
RUSHING (net)	2170	1221	1724	1549	1662	1629	1450	1448
Avg per Game	135.6	76.3	107.8	96.8	103.9	101.8	90.6	90.5
Rushes	480	363	386	394	408	409	389	401
Yards per Rush	4.5	3.4	4.5	3.9	4.1	4.0	3.7	3.6
PASSING (net)	3141	4183	3167	3479	3925	3657	4366	3751
Avg per Game	196.3	261.4	197.9	217.4	245.3	228.6	272.9	234.4
Passes Att.	493	570	562	608	607	555	605	540
Completed	309	374	352	373	362	340	378	347
Pct Completed	62.7	65.6	62.6	61.3	59.6	61.3	62.5	64.3
Yards Gained	3326	4470	3532	3680	4235	3979	4607	4093
Sacked	32	47	51	34	43	43	40	41
Yards Lost	185	287	365	201	310	322	241	342
Had intercepted	13	11	18	14	15	12	14	13
Yards Opp Ret	298	216	195	108	163	145	118	183
Opp TDs on Int	4	4	1	0	1	0	0	2
PUNTS	66	73	71	97	75	92	66	83
Avg Yards	44.1	43.7	44.4	43.2	43.4	45.0	43.3	45.7
PUNT RETURNS	31	37	27	27	34	36	20	29
Avg Return	8.9	14.0	10.7	5.5	8.9	6.6	9.6	6.1
Returned for TD	1	2	0	0	0	0	0	0
KICKOFF RETURNS	25	32	35	31	31	43	20	34
Avg Return	24.8	18.2	21.7	19.6	18.4	23.3	21.6	19.8
Returned for TD	0	0	0	0	0	1	0	0
PENALTIES	97	104	96	91	123	148	104	92
Yards Penalized	939	968	789	895	988	1342	795	732
FUMBLES BY	11	21	14	20	14	18	27	28
Fumbles Lost	9	11	7	8	8	5	13	14
Opp Fumbles	26	20	20	18	25	22	26	21
Opp Fum Lost	11	13	11	6	10	11	13	7
POSS. TIME (avg)	30:12	29:48	28:47	28:27	28:44	29:19	29:36	29:40
TOUCHDOWNS	42	46	40	28	31	43	38	39
Rushing	18	10	13	6	15	4	8	10
Passing	22	29	25	20	15	34	26	27
Returns	2	7	2	2	1	5	4	2
EXTRA-PT KICKS	36/39	40/41	33/35	20/23	28/30	37/38	28/31	36/39
2-PT CONVERSIONS	0/3	2/5	1/3	1/5	0/1	2/5	2/7	0/0
FIELD GOALS/FGA	22/29	30/35	15/19	18/25	39/41	21/29	25/34	24/28
POINTS SCORED	354	410	320	246	331	366	335	342



DEFENSE	Dal.	Det.	G.B.	NY-G	S.F.	Sea.	T.B.	Wash.
POINTS ALLOWED	332	376	384	388	383	332	382	388
OPP FIRST DOWNS	312	350	331	313	343	316	327	307
Rushing	96	110	95	101	108	90	102	105
Passing	181	205	211	189	198	181	202	171
Penalty	35	35	25	23	37	45	23	31
OPP YARDS GAINED	5089	5692	5582	5971	5625	5171	6049	5566
Avg per Game	318.1	355.8	348.9	373.2	351.6	323.2	378.1	347.9
OPP RUSHING(net)	1664	1800	1793	1933	1861	1824	1880	2146
Avg per Game	104.0	112.5	112.1	120.8	116.3	114.0	117.5	134.1
Rushes	403	432	464	464	491	452	440	472
Yards per Rush	4.1	4.2	3.9	4.2	3.8	4.0	4.3	4.5
OPP PASSING(net)	3425	3892	3789	4038	3764	3347	4169	3420
Avg per Game	214.1	243.3	236.8	252.4	235.3	209.2	260.6	213.8
Passes Att.	559	570	513	561	544	554	549	531
Completed	371	366	348	347	344	325	371	306
Pct Completed	66.4	64.2	67.8	61.9	63.2	58.7	67.6	57.6
Sacked	38	35	37	27	30	39	22	42
Yards Lost	321	228	252	161	179	269	137	272
INTERCEPTED BY	10	19	11	13	10	14	13	16
Yards Returned	98	253	54	161	185	212	218	194
Returned for TD	1	3	1	2	1	3	1	2
OPP PUNT RETURNS	18	26	29	43	33	45	27	39
Avg return	4.2	7.6	5.7	10.4	4.2	10.0	5.7	11.2
OPP KICKOFF RET	35	43	30	32	15	39	47	24
Avg return	21.7	20.4	22.2	20.5	20.1	20.3	24.8	18.7
OPP TOUCHDOWNS	40	44	42	44	42	34	44	41
Rushing	7	18	10	10	13	14	17	13
Passing	28	21	30	32	27	19	22	23
Returns	5	5	2	2	2	1	5	5



OFFENSE	NFL/Avg
GAMES (Won-Lost)	---
FIRST DOWNS	308.2
Rushing	91.3
Passing	185.0
Penalty	31.9
YDS GAINED (tot)	5345.1
Avg per Game	334.1
RUSHING (net)	1755.4
Avg per Game	109.7
Rushes	429.8
Yards per Rush	4.1
PASSING (net)	3589.7
Avg per Game	224.4
Passes Att.	546.5
Completed	339.3
Pct Completed	62.1
Yards Gained	3833.8
Sacked	37.3
Yards Lost	244.1
Had intercepted	13.4
Yards Opp Ret	198.3
Opp TDs on Int	1.3
PUNTS	76.4
Avg Yards	45.4
PUNT RETURNS	33.4
Avg Return	8.2
Returned for TD	0.3
KICKOFF RETURNS	32.4
Avg Return	21.6
Returned for TD	0.2
PENALTIES	106.9
Yards Penalized	924.2
FUMBLES BY	20.1
Fumbles Lost	8.6
Opp Fumbles	20.1
Opp Fum Lost	8.6
POSS. TIME (avg)	30:00
TOUCHDOWNS	38.3
Rushing	11.9
Passing	23.2
Returns	3.3
EXTRA POINTS (tot)	94%
Kicks Made/2Pt	43%
FIELD GOALS/FGA	27/32
POINTS SCORED	347.5

DEFENSE	NFL/Avg
POINTS ALLOWED	347.5
OPP FIRST DOWNS	308.2
Rushing	91.3
Passing	185.0
Penalty	31.9
OPP YARDS GAINED	5345.1
Avg per Game	334.1
OPP RUSHING (net)	1755.4
Avg per Game	109.7
Rushes	429.8
Yards per Rush	4.1
OPP PASSING (net)	3589.7
Avg per Game	224.4
Passes Att.	546.5
Completed	339.3
Pct Completed	62.1
Sacked	37.3
Yards Lost	244.1
INTERCEPTED BY	13.4
Yards Returned	198.3
Returned for TD	1.3
OPP PUNT RETURNS	33.4
Avg return	8.2
OPP KICKOFF RET	32.4
Avg return	21.6
OPP TOUCHDOWNS	38.3
Rushing	11.9
Passing	23.2
Returns	3.3



National Football League

Offense

Defense

	Total	Rush	Pass	Total	Rush	Pass
Ariz.	22	30	15	6	6	14
Atl.	8	13	8	9	9	12
Balt.	27	11	29	12	15	10
Buff.	29	6	31	26	29	20
Car.	19	4	28	7	3	18
Chi.	30	16	32	10	11	7
Cin.	32	31	27	18	30	8
Cleve.	24	18	22	14	7	19
Dallas	14	2	26	8	8	11
Denver	17T	12	20	3	5	4
Det.	13	32	6	27	18	27
G.B.	26	17	25	22	17	23
Hou.	20	14	21	20	13	24
Ind.	31	22	30	30	26	28
Jax	6	*1	17	2	21	*1
K.C.	5	9	7	28	25	29
L.A.-C	4	24	*1	15	31	3
Rams	10	8	10	19	28	13
Miami	25	29	18	16	14	16
Minn.	11	7	11	*1	2	2
N.E.	*1	10	2	29	20	30
N.O.	2	5	5	17	16	15
Giants	21	26	19	31	27	31
Jets	28	19	24	25	24	21
Oak.	17T	25	16	23	12	26
Phil.	7	3	13	4	*1	17
Pitt.	3	20	3	5	10	5
S.F.	12	21	9	24	22	22
Sea.	15	23	14	11	19	6
T.B.	9	27	4	32	23	32
Tenn.	23	15	23	13	4	25
Wash.	16	28	12	21	32	9

T = Tied for position

* = League Leader



NFL / TEAM/OFFENSE RANK

Tm	(A)	(B)	(C)	(D)	(E)	(F)	(G)	(H)	(I)	(J)	(K)	(L)	(M)	(N)	(O)	(P)	(Q)
BAL	27	31	11	19	29	32	13	7	15t	27	4	5	1	21	20	9	6
BUF	29	29	6	14	31	27	10	30	26t	6	31	12	24	17	19	22	10
CIN	32	27	31	29	27	21	16t	22	30t	29	20t	14	26	11	13	26	9
CLE	24	24	18	6	22	30	32	26	22t	28	11	29	8	9	21	32	26t
DEN	17t	28	12	18	20	28	31	28	20	15	25	15	7	23	22	27	26t
HOU	20	20	14	16	21	22	28	31	14	22	12t	17	21	2	10	17	21t
IND	31	32	22	28	30	29	7	32	30t	18	15	28	18	22	4	30	16t
JAC	6	12	1	9	17	11	19	6	7t	20	2	7	14	26	30	5	13t
KC	5	2	9	1	7	6	3	16	10	14	28	26	9	14	12	6	8
LAC	4	4	24	26	1	2	8	1	5	12	16t	9	30	3	9	13	32
MIA	25	22	29	24	18	24	30	10	25	32	29	21	20	19	15	28	7
NE	1	5	10	12	2	5	2	12	1	10	5	18	12	28	17	2	4
NYJ	28	21	19	20	24	20	16t	29	29	23	8	32	23	10	18	24	19t
OAK	17t	11	25	13	16	13	21	4	24	11	26	30	16	5	3	23	24
PIT	3	7	20	25	3	4	23	3	3	2	24	23	29	31	23	8	5
TEN	23	18	15	15	23	17	29	18	22t	25	12t	16	13	1	1	19	19t
ARI	22	30	30	31	15	23	25	25	17	24	19	22	22	6	25	25	21t
ATL	8	3	13	8	8	3	12	5	9	1	27	20	11	16	14	15	11
CAR	19	19	4	10	28	19	26	17	12	7	16t	19	10	12	5	12	1
CHI	30	23	16	11	32	25	22	23	30t	26	22	3	19	8	24	29	29
DAL	14	15	2	3	26	18	24	14	13	5	10	13	3	24	8	14	25
DET	13	9	32	32	6	8	9	24	21	17	32	1	32	25	27	7	13t
GB	26	25	17	5	25	31	27	27	18	13	9	2	15	20	7	21	23
LAR	10	6	8	7	10	7	1	9	15t	9	20t	4	2	4	2	1	3
MIN	11	13	7	23	11	9	5	8	6	3	30	8	4	32	28	10	18
NO	2	1	5	2	5	1	4	2	7t	19	1	25	6	7	6	4	12
NYG	21	26	26	22	19	26	14	11	28	30	23	31	28	30	32	31	31
PHI	7	10	3	4	13	14	6	13	4	8	3	11	27	18	16	3	16t
SF	12	16	21	17	9	16	20	19	11	16	18	10	31	27	11	20	2
SEA	15	17	23	21	14	15	11	21	19	21	7	24	5	15	31	11	30
TB	9	8	27	27	4	10	15	15	2	4	12t	6	17	29	26	18	28
WAS	16	14	28	30	12	12	18	20	26t	31	6	27	25	13	29	16	13t

- (A) Total Yards per Game
- (B) Yards per Play
- (C) Rushing Yards per Game
- (D) Rushing Yards per Attempt
- (E) Passing Net Yards per Game
- (F) Passing Net Yards per Play
- (G) Passing, Percent Had Intercepted
- (H) Sacks per Pass Play
- (I) First Downs per Game
- (J) Third Down Efficiency
- (K) Fourth Down Efficiency
- (L) Punt Return Average
- (M) Kickoff Return Average
- (N) Gross Punting Average
- (O) Net Punting Average
- (P) Points per Game
- (Q) Field Goal Percentage



NFL / OPPONENT/DEFENSE RANK

Tm	(A)	(B)	(C)	(D)	(E)	(F)	(G)	(H)	(I)	(J)	(K)	(L)	(M)	(N)	(O)	(P)	(Q)	(R)	(S)
BAL	12	7	15	16	10	4	2	11	9	10	11	20	1	9	11	6	14t	8	21
BUF	26	20	29	25	20	19	9	31	30	18	24	5	20	3	4	18	30	21	29
CIN	18	6	30	22	8	5	24	9	24t	25	18	23	26	15	6	16	21	22	30
CLE	14	12	7	2	19	26	31	20	18	24	19t	30	28	8	10	31	19	32	20
DEN	3	3	5	1	4	18	20	17	3	2	8t	21	23	25	20	22t	24	27	8
HOU	20	29	13	10	24	30	18	21	12	5	27t	32	11	31	32	32	32	28	24
IND	30	30	26	9	28	32	13	29	23	31	19t	3	4	19	27	30	12	30	32
JAC	2	1	21	26	1	1	1	2	1	4	16	16	13	20	13	2	31	3t	2
KC	28	26	25	23	29	25	11	27	32	23	21	13	5	1	3	15	9	10	12
LAC	15	15	31	32	3	3	4	5	6t	19	5	12	31	18	18	3	17	9	6
MIA	16	23	14	17	16	23	28	25	20	11	3	10	6	23	22	29	6	29	25
NE	29	31	20	31	30	20	21	12	24t	21	13	4	3	12	9	5	2	1t	9
NYJ	25	21	24	15	21	21	23	28	27	12	15	24	8	22	29	22t	3	26	28
OAK	23	27	12	13	26	28	32	24	13	26	30	11	7	5	23	20	16	25	23
PIT	5	14	10	27	5	11	7	1	4	7	7	18	15	14	28	7	11	7	3
TEN	13	8	4	4	25	13	22	13	21t	8	27t	15	27	32	31	17	27	16	17
ARI	6	4	6	3	14	12	12	19	8	6	14	29	21	28	30	19	25	24	15
ATL	9	13	9	19	12	10	30	14	21t	16	29	19	32	27	25	8	14t	11	7
CAR	7	17	3	11	18	17	26	3	6t	13	10	8	16	24	24	11	18	12	14
CHI	10	11	11	12	7	14	29	6	10	20	23	28	19	30	21	9	28	20	26
DAL	8	10	8	18	11	8	27	16	16	29	6	1	18	13	8	13t	4	15	11
DET	27	24	18	21	27	22	5	23	31	15	22	17	12	16	1	21	8	13t	19
GB	22	25	17	8	23	29	19	10	28	28	31	6	22	2	5	26	29	23	27
LAR	19	18	28	30	13	9	6	4	11	14	25t	9	24	7	2	12	1	3t	10
MIN	1	2	2	5	2	2	15	18	2	1	12	22	25	17	12	1	26	5	1
NO	17	22	16	28	15	16	3	8	15	27	8t	26	29	10	16	10	13	6	5
NYG	31	28	27	20	31	27	17	30	17	22	4	27	14	21	26	27t	7	31	31
PHI	4	9	1	6	17	7	8	22	5	3	1t	14	17	11	7	4	5	1t	4
SF	24	16	22	7	22	24	25	26	29	30	32	2	9	29	15	25	22t	19	16
SEA	11	5	19	14	6	6	14	15	19	17	17	25	10	6	14	13t	22t	13t	13
TB	32	32	23	24	32	31	16	32	26	32	1t	7	30	26	19	22t	20	18	18
WAS	21	19	32	29	9	15	10	7	14	9	25t	31	2	4	17	27t	10	17	22

- (A) Total Yards per Game
- (B) Yards per Play
- (C) Rushing Yards per Game
- (D) Rushing Yards per Attempt
- (E) Passing Net Yards per Game
- (F) Passing Net Yards per Play
- (G) Passing, Percent Had Intercepted
- (H) Sacks per Pass Play
- (I) First Downs per Game
- (J) Third Down Efficiency
- (K) Fourth Down Efficiency
- (L) Punt Return Average
- (M) Kickoff Return Average
- (N) Gross Punting Average
- (O) Net Punting Average
- (P) Points per Game
- (Q) Field Goal Percentage
- (R) Points per Game Differential
- (S) Net Yards per Game Differential

**NFL / TOTAL OFFENSE**

Rank	Team	Total	Rushing	Passing	Total	Rushing	Passing
1)	New England	6307	1889	4418	394.2	118.1	276.1
2)	New Orleans	6259	2070	4189	391.2	129.4	261.8
3)	Pittsburgh	6047	1667	4380	377.9	104.2	273.8
4)	Los Angeles Chargers	6026	1595	4431	376.6	99.7	276.9
5)	Kansas City	6007	1903	4104	375.4	118.9	256.5
6)	Jacksonville	5855	2262	3593	365.9	141.4	224.6
7)	Philadelphia	5852	2115	3737	365.8	132.2	233.6
8)	Atlanta	5837	1847	3990	364.8	115.4	249.4
9)	Tampa Bay	5816	1450	4366	363.5	90.6	272.9
10)	Los Angeles Rams	5784	1953	3831	361.5	122.1	239.4
11)	Minnesota	5710	1957	3753	356.9	122.3	234.6
12)	San Francisco	5587	1662	3925	349.2	103.9	245.3
13)	Detroit	5404	1221	4183	337.8	76.3	261.4
14)	Dallas	5311	2170	3141	331.9	135.6	196.3
15)	Seattle	5286	1629	3657	330.4	101.8	228.6
16)	Washington	5199	1448	3751	324.9	90.5	234.4
17t)	Denver	5185	1852	3333	324.1	115.8	208.3
17t)	Oakland	5185	1554	3631	324.1	97.1	226.9
19)	Carolina	5179	2102	3077	323.7	131.4	192.3
20)	Houston	5120	1842	3278	320.0	115.1	204.9
21)	New York Giants	5028	1549	3479	314.3	96.8	217.4
22)	Arizona	5026	1386	3640	314.1	86.6	227.5
23)	Tennessee	5024	1833	3191	314.0	114.6	199.4
24)	Cleveland	4942	1714	3228	308.9	107.1	201.8
25)	Miami	4923	1388	3535	307.7	86.8	220.9
26)	Green Bay	4891	1724	3167	305.7	107.8	197.9
27)	Baltimore	4886	1856	3030	305.4	116.0	189.4
28)	New York Jets	4884	1702	3182	305.3	106.4	198.9
29)	Buffalo	4842	2017	2825	302.6	126.1	176.6
30)	Chicago	4599	1788	2811	287.4	111.8	175.7
31)	Indianapolis	4553	1661	2892	284.6	103.8	180.8
32)	Cincinnati	4488	1366	3122	280.5	85.4	195.1

NFL / TOTAL DEFENSE

Rank	Team	Total	Rushing	Passing	Total	Rushing	Passing
1)	Minnesota	4415	1337	3078	275.9	83.6	192.4
2)	Jacksonville	4578	1860	2718	286.1	116.3	169.9
3)	Denver	4640	1430	3210	290.0	89.4	200.6
4)	Philadelphia	4904	1267	3637	306.5	79.2	227.3
5)	Pittsburgh	4910	1693	3217	306.9	105.8	201.1
6)	Arizona	4975	1434	3541	310.9	89.6	221.3
7)	Carolina	5074	1409	3665	317.1	88.1	229.1
8)	Dallas	5089	1664	3425	318.1	104.0	214.1
9)	Atlanta	5094	1665	3429	318.4	104.1	214.3
10)	Chicago	5106	1730	3376	319.1	108.1	211.0
11)	Seattle	5171	1824	3347	323.2	114.0	209.2
12)	Baltimore	5201	1780	3421	325.1	111.3	213.8
13)	Tennessee	5248	1420	3828	328.0	88.8	239.3
14)	Cleveland	5250	1566	3684	328.1	97.9	230.3
15)	Los Angeles Chargers	5254	2098	3156	328.4	131.1	197.3
16)	Miami	5371	1768	3603	335.7	110.5	225.2
17)	New Orleans	5384	1787	3597	336.5	111.7	224.8
18)	Cincinnati	5425	2046	3379	339.1	127.9	211.2
19)	Los Angeles Rams	5432	1957	3475	339.5	122.3	217.2
20)	Houston	5546	1747	3799	346.6	109.2	237.4
21)	Washington	5566	2146	3420	347.9	134.1	213.8
22)	Green Bay	5582	1793	3789	348.9	112.1	236.8
23)	Oakland	5601	1743	3858	350.1	108.9	241.1
24)	San Francisco	5625	1861	3764	351.6	116.3	235.3
25)	New York Jets	5636	1887	3749	352.3	117.9	234.3
26)	Buffalo	5682	1994	3688	355.1	124.6	230.5
27)	Detroit	5692	1800	3892	355.8	112.5	243.3
28)	Kansas City	5842	1890	3952	365.1	118.1	247.0
29)	New England	5856	1836	4020	366.0	114.8	251.3
30)	Indianapolis	5873	1927	3946	367.1	120.4	246.6
31)	New York Giants	5971	1933	4038	373.2	120.8	252.4
32)	Tampa Bay	6049	1880	4169	378.1	117.5	260.6



NFL / TAKEAWAYS, GIVEAWAYS

Rank	Team	TAKEAWAYS			GIVEAWAYS			Net Diff
		Int	Fum	Total	Int	Fum	Total	
1)	Baltimore	22	12	34	13	4	17	= +17
2)	Kansas City	16	10	26	8	3	11	= +15
3)	Los Angeles Chargers	18	9	27	11	4	15	= +12
4)	Philadelphia	19	12	31	9	11	20	= +11
5t)	Jacksonville	21	12	33	13	10	23	= +10
5t)	Detroit	19	13	32	11	11	22	= +10
7)	Buffalo	18	7	25	10	6	16	= +9
8)	Seattle	14	11	25	12	5	17	= +8
9t)	Los Angeles Rams	18	10	28	7	14	21	= +7
9t)	New Orleans	20	5	25	8	10	18	= +7
11)	New England	12	6	18	8	4	12	= +6
12t)	Indianapolis	13	7	20	9	6	15	= +5
12t)	Minnesota	14	5	19	8	6	14	= +5
14)	Pittsburgh	16	6	22	15	5	20	= +2
15)	Chicago	8	14	22	12	10	22	= 0
16t)	Carolina	10	11	21	16	6	22	= -1
16t)	Dallas	10	11	21	13	9	22	= -1
16t)	Tampa Bay	13	13	26	14	13	27	= -1
19)	Atlanta	8	8	16	12	6	18	= -2
20t)	Green Bay	11	11	22	18	7	25	= -3
20t)	New York Giants	13	6	19	14	8	22	= -3
20t)	San Francisco	10	10	20	15	8	23	= -3
23t)	New York Jets	11	9	20	12	12	24	= -4
23t)	Tennessee	12	9	21	17	8	25	= -4
23t)	Arizona	15	6	21	18	7	25	= -4
23t)	Washington	16	7	23	13	14	27	= -4
27)	Cincinnati	11	3	14	12	11	23	= -9
28)	Houston	11	5	16	17	11	28	= -12
29t)	Miami	9	6	15	21	8	29	= -14
29t)	Oakland	5	9	14	14	14	28	= -14
31)	Denver	10	7	17	22	12	34	= -17
32)	Cleveland	7	6	13	28	13	41	= -28
	Totals	430	276	706	430	276	706	= 0

**NFL / TEAM/OFFENSE INSIDE THE 20**

Rank	Team	Poss	Pts	TD	TD%	FG	Score	Score%
1)	Philadelphia	55	286	36	65.5	12	48	87.3
2)	Jacksonville	50	268	32	64.0	15	47	94.0
3)	Green Bay	42	211	26	61.9	10	36	85.7
4)	Chicago	33	158	20	60.6	7	27	81.8
5)	New England	70	365	42	60.0	24	66	94.3
6)	Dallas	52	250	31	59.6	12	43	82.7
7)	Oakland	34	162	20	58.8	7	27	79.4
8)	New Orleans	55	275	32	58.2	17	49	89.1
9)	Minnesota	57	288	33	57.9	20	53	93.0
10)	Baltimore	52	260	30	57.7	17	47	90.4
11)	Detroit	46	228	26	56.5	16	42	91.3
12)	Cincinnati	43	206	24	55.8	13	37	86.0
13)	Seattle	45	215	25	55.6	14	39	86.7
14)	Los Angeles Rams	69	335	38	55.1	24	62	89.9
15)	New York Jets	33	161	18	54.5	12	30	90.9
16)	Washington	46	221	25	54.3	16	41	89.1
17)	Carolina	52	244	28	53.8	17	45	86.5
18)	Miami	38	176	20	52.6	13	33	86.8
19)	Tennessee	40	197	21	52.5	17	38	95.0
20)	Houston	42	185	22	52.4	11	33	78.6
21)	Buffalo	44	204	23	52.3	15	38	86.4
22)	Pittsburgh	63	297	32	50.8	25	57	90.5
23)	Atlanta	54	242	27	50.0	18	45	83.3
24)	Tampa Bay	53	230	26	49.1	18	44	83.0
25t)	Cleveland	39	158	19	48.7	8	27	69.2
25t)	New York Giants	39	166	19	48.7	12	31	79.5
27)	San Francisco	51	229	24	47.1	21	45	88.2
28)	Los Angeles Chargers	47	199	22	46.8	16	38	80.9
29)	Kansas City	50	221	21	42.0	25	46	92.0
30)	Arizona	48	192	20	41.7	19	39	81.3
31)	Indianapolis	40	164	16	40.0	18	34	85.0
32)	Denver	48	184	19	39.6	17	36	75.0

NFL / OPPONENTS/DEFENSE INSIDE THE 20

Rank	Team	Poss	Pts	TD	TD%	FG	Score	Score%
1)	Los Angeles Chargers	36	133	13	36.1	14	27	75.0
2)	Jacksonville	28	113	11	39.3	12	23	82.1
3)	Minnesota	40	158	16	40.0	15	31	77.5
4)	New England	48	189	21	43.8	14	35	72.9
5)	Atlanta	48	199	22	45.8	15	37	77.1
6)	Cincinnati	56	260	26	46.4	26	52	92.9
7)	Seattle	42	182	20	47.6	15	35	83.3
8)	Carolina	44	205	21	47.7	19	40	90.9
9)	Oakland	48	217	23	47.9	19	42	87.5
10)	Tennessee	56	248	27	48.2	21	48	85.7
11)	Baltimore	45	198	22	48.9	16	38	84.4
12)	Chicago	49	222	24	49.0	18	42	85.7
13)	Washington	57	274	29	50.9	24	53	93.0
14)	New Orleans	48	212	25	52.1	14	39	81.3
15)	Buffalo	57	270	30	52.6	21	51	89.5
16)	Indianapolis	51	230	27	52.9	14	41	80.4
17t)	New York Giants	53	258	29	54.7	19	48	90.6
17t)	Tampa Bay	53	256	29	54.7	18	47	88.7
19)	Kansas City	51	242	28	54.9	16	44	86.3
20)	Philadelphia	38	176	21	55.3	10	31	81.6
21)	New York Jets	52	246	29	55.8	16	45	86.5
22)	Dallas	49	223	28	57.1	10	38	77.6
23)	Denver	41	199	24	58.5	11	35	85.4
24t)	Arizona	46	230	27	58.7	16	43	93.5
24t)	Los Angeles Rams	46	224	27	58.7	13	40	87.0
26)	San Francisco	57	279	34	59.6	16	50	87.7
27)	Houston	54	283	33	61.1	18	51	94.4
28)	Pittsburgh	39	195	24	61.5	10	34	87.2
29)	Detroit	55	279	34	61.8	14	48	87.3
30)	Miami	51	268	32	62.7	15	47	92.2
31)	Green Bay	46	259	30	65.2	16	46	100.0
32)	Cleveland	46	250	31	67.4	11	42	91.3



NFL / OFFENSE/TEAMS: FIRST DOWNS, THIRD DOWNS, FOURTH DOWNS

Rank	Team	FIRST DOWNS				THIRD DOWNS			FOURTH DOWNS		
		Total	Rush	Pass	Pen	Made	Att	Pct	Made	Att	Pct
1)	New England	389	107	232	50	82	202	40.6	8	13	61.5
2)	Tampa Bay	352	76	243	33	85	196	43.4	4	8	50.0
3)	Pittsburgh	348	96	217	35	92	209	44.0	3	8	37.5
4)	Philadelphia	338	108	193	37	96	230	41.7	17	26	65.4
5)	Los Angeles Chargers	337	84	220	33	84	209	40.2	5	11	45.5
6)	Minnesota	334	100	196	38	94	216	43.5	1	7	14.3
7t)	Jacksonville	332	101	193	38	85	227	37.4	10	13	76.9
7t)	New Orleans	332	111	201	20	73	194	37.6	12	15	80.0
9)	Atlanta	330	101	200	29	88	197	44.7	4	13	30.8
10)	Kansas City	322	95	198	29	78	199	39.2	3	10	30.0
11)	San Francisco	321	88	206	27	91	234	38.9	8	18	44.4
12)	Carolina	320	121	167	32	93	222	41.9	5	11	45.5
13)	Dallas	314	127	162	25	87	203	42.9	10	19	52.6
14)	Houston	313	86	180	47	76	209	36.4	5	10	50.0
15t)	Baltimore	311	111	168	32	76	223	34.1	10	16	62.5
15t)	Los Angeles Rams	311	97	185	29	88	214	41.1	5	12	41.7
17)	Arizona	310	66	200	44	82	233	35.2	7	16	43.8
18)	Green Bay	307	99	176	32	83	211	39.3	15	28	53.6
19)	Seattle	299	85	183	31	79	212	37.3	5	9	55.6
20)	Denver	297	92	180	25	94	241	39.0	7	20	35.0
21)	Detroit	296	58	210	28	81	209	38.8	1	9	11.1
22t)	Cleveland	290	97	157	36	73	216	33.8	12	23	52.2
22t)	Tennessee	290	97	157	36	71	202	35.1	5	10	50.0
24)	Oakland	287	78	178	31	82	204	40.2	8	24	33.3
25)	Miami	284	66	187	31	64	202	31.7	7	24	29.2
26t)	Buffalo	278	105	149	24	101	241	41.9	2	15	13.3
26t)	Washington	278	66	191	21	66	204	32.4	9	16	56.3
28)	New York Giants	271	66	178	27	74	227	32.6	8	21	38.1
29)	New York Jets	269	77	157	35	81	228	35.5	7	13	53.8
30t)	Cincinnati	267	72	165	30	67	199	33.7	5	12	41.7
30t)	Indianapolis	267	94	148	25	87	228	38.2	8	17	47.1
30t)	Chicago	267	93	144	30	71	205	34.6	7	18	38.9
	Totals	9861	2920	5921	1020	2624	6846	38.3	223	485	46.0



NFL / DEFENSE/OPPONENTS: FIRST DOWNS, THIRD DOWNS, FOURTH DOWNS

Rank	Team	FIRST DOWNS				THIRD DOWNS			FOURTH DOWNS		
		Total	Rush	Pass	Pen	Made	Att	Pct	Made	Att	Pct
1)	Jacksonville	257	91	143	23	74	220	33.6	6	13	46.2
2)	Minnesota	260	59	168	33	51	202	25.2	9	23	39.1
3)	Denver	266	68	166	32	66	209	31.6	7	21	33.3
4)	Pittsburgh	270	89	157	24	72	199	36.2	6	19	31.6
5)	Philadelphia	272	62	177	33	66	205	32.2	4	18	22.2
6t)	Los Angeles Chargers	282	99	153	30	86	221	38.9	6	20	30.0
6t)	Carolina	282	69	187	26	78	206	37.9	7	20	35.0
8)	Arizona	283	68	187	28	80	224	35.7	7	16	43.8
9)	Baltimore	296	87	179	30	82	222	36.9	6	16	37.5
10)	Chicago	298	85	180	33	86	219	39.3	6	11	54.5
11)	Los Angeles Rams	300	86	181	33	86	227	37.9	9	15	60.0
12)	Houston	301	88	176	37	71	201	35.3	5	8	62.5
13)	Oakland	304	93	187	24	88	215	40.9	7	10	70.0
14)	Washington	307	105	171	31	83	226	36.7	9	15	60.0
15)	New Orleans	308	92	172	44	87	212	41.0	4	12	33.3
16)	Dallas	312	96	181	35	90	210	42.9	4	13	30.8
17)	New York Giants	313	101	189	23	88	222	39.6	5	17	29.4
18)	Cleveland	315	95	189	31	91	224	40.6	5	10	50.0
19)	Seattle	316	90	181	45	85	222	38.3	7	15	46.7
20)	Miami	319	88	190	41	75	203	36.9	2	8	25.0
21t)	Tennessee	323	68	231	24	78	214	36.4	10	16	62.5
21t)	Atlanta	323	97	197	29	75	196	38.3	13	19	68.4
23)	Indianapolis	324	99	192	33	97	217	44.7	7	14	50.0
24t)	Cincinnati	325	111	173	41	98	241	40.7	9	19	47.4
24t)	New England	325	98	204	23	82	208	39.4	10	23	43.5
26)	Tampa Bay	327	102	202	23	104	216	48.1	2	9	22.2
27)	New York Jets	329	88	191	50	82	221	37.1	5	11	45.5
28)	Green Bay	331	95	211	25	89	208	42.8	8	10	80.0
29)	San Francisco	343	108	198	37	95	221	43.0	10	12	83.3
30)	Buffalo	348	121	199	28	82	214	38.3	11	20	55.0
31)	Detroit	350	110	205	35	74	194	38.1	8	15	53.3
32)	Kansas City	352	112	204	36	83	207	40.1	9	17	52.9
	Totals	9861	2920	5921	1020	2624	6846	38.3	223	485	46.0

**NFL / FIRST-DOWN PLAYS BY TEAMS**

Rank	Team	Yds/Play	Plays	Yards
1)	New England	6.40	496	3176
2)	New Orleans	6.36	456	2900
3)	Atlanta	6.35	452	2868
4)	Kansas City	6.26	450	2816
5)	San Francisco	6.01	470	2825
6)	Tampa Bay	5.69	483	2750
7)	Los Angeles Rams	5.54	445	2466
8)	Jacksonville	5.51	475	2618
9)	Los Angeles Chargers	5.49	464	2549
10)	Cincinnati	5.43	415	2252
11)	Oakland	5.41	414	2238
12)	Philadelphia	5.35	475	2540
13)	Tennessee	5.33	439	2342
14)	Dallas	5.27	441	2323
15)	Arizona	5.24	470	2462
16)	Pittsburgh	5.23	478	2498
17)	Green Bay	5.17	430	2221
18)	Miami	5.08	442	2244
19)	Carolina	5.06	453	2291
20)	New York Jets	4.95	420	2078
21)	Seattle	4.93	452	2230
22)	Minnesota	4.91	464	2277
23)	Chicago	4.88	408	1989
24)	Detroit	4.79	433	2073
25)	Buffalo	4.75	420	1994
26)	Cleveland	4.64	437	2026
27)	Baltimore	4.62	460	2125
28)	Houston	4.59	454	2085
29)	Washington	4.55	424	1930
30)	New York Giants	4.52	437	1975
31)	Indianapolis	4.42	415	1834
32)	Denver	4.38	454	1990
	TOTAL	5.23	14326	74985

NFL / FIRST-DOWN PLAYS BY OPPONENTS

Rank	Team	Yds/Play	Plays	Yards
1)	Philadelphia	4.26	423	1800
2)	Dallas	4.40	433	1907
3)	Cincinnati	4.50	462	2077
4)	Baltimore	4.57	454	2075
5)	Seattle	4.68	462	2162
6)	Cleveland	4.88	452	2207
7)	Minnesota	4.92	411	2022
8)	Pittsburgh	4.97	407	2022
9)	Chicago	5.03	439	2206
10)	New Orleans	5.10	440	2242
11)	Denver	5.13	411	2107
12)	Arizona	5.16	439	2264
13)	Tennessee	5.18	471	2438
14)	Jacksonville	5.18	429	2222
15)	New York Giants	5.24	454	2381
16)	Atlanta	5.25	447	2347
17)	Oakland	5.28	433	2287
18)	Carolina	5.33	417	2224
19)	New York Jets	5.33	467	2491
20)	Los Angeles Rams	5.35	450	2407
21)	Los Angeles Chargers	5.37	427	2291
22)	San Francisco	5.39	483	2603
23)	Miami	5.42	446	2416
24)	Green Bay	5.46	452	2467
25)	Detroit	5.48	495	2711
26)	Indianapolis	5.49	451	2478
27)	Houston	5.53	438	2423
28)	Washington	5.64	459	2587
29)	Buffalo	5.68	486	2762
30)	Kansas City	5.78	478	2763
31)	Tampa Bay	6.01	451	2711
32)	New England	6.29	459	2885
	TOTAL	5.23	14326	74985



NFL / KICKOFFS (Receiving Team)

Rank	Team	TotKO	AdjKO	TB	TB%	EZ	EZ%	OB	I20	Avg.Start
1)	Baltimore	74	73	39	53.4	50	67.6	1	5	27.8
2)	Los Angeles Rams	77	74	34	45.9	55	71.4	1	8	27.1
3)	Seattle	81	80	35	43.8	52	64.2	2	10	26.8
4)	New England	71	68	40	58.8	50	70.4	0	7	26.2
5)	Oakland	86	80	46	57.5	60	69.8	0	11	25.8
6)	New Orleans	77	71	36	50.7	54	70.1	2	10	25.6
7)	Dallas	73	73	47	64.4	58	79.5	0	8	25.4
8)	Carolina	77	74	42	56.8	54	70.1	0	7	25.3
9)	Indianapolis	92	90	62	68.9	76	82.6	0	7	25.2
10)	Cleveland	86	85	49	57.6	64	74.4	1	10	25.2
11)	Green Bay	85	85	49	57.6	58	68.2	1	10	25.2
12)	Detroit	79	76	43	56.6	53	67.1	3	8	25.0
13)	Tennessee	87	84	56	66.7	74	85.1	0	8	25.0
14)	Chicago	80	78	33	42.3	50	62.5	1	9	24.9
15)	Jacksonville	66	63	41	65.1	50	75.8	0	8	24.9
16)	Pittsburgh	71	70	37	52.9	42	59.2	0	12	24.9
17)	Philadelphia	69	67	49	73.1	54	78.3	0	5	24.7
18)	Buffalo	86	84	51	60.7	65	75.6	0	7	24.5
19)	Kansas City	74	70	24	34.3	50	67.6	0	14	24.5
20)	Atlanta	77	76	38	50.0	59	76.6	0	13	24.4
21)	Tampa Bay	83	82	62	75.6	71	85.5	0	9	24.3
22)	Minnesota	67	65	40	61.5	57	85.1	1	10	24.3
23)	Washington	86	82	50	61.0	59	68.6	0	11	24.2
24)	Houston	97	93	68	73.1	81	83.5	0	9	24.2
25)	Miami	87	84	45	53.6	65	74.7	0	12	24.1
26)	Denver	83	81	47	58.0	66	79.5	0	13	24.0
27)	Arizona	80	76	49	64.5	61	76.3	0	10	23.9
28)	San Francisco	86	83	50	60.2	62	72.1	3	13	23.7
29)	New York Giants	86	83	54	65.1	65	75.6	0	10	23.7
30)	New York Jets	81	78	44	56.4	60	74.1	0	12	23.6
31)	Cincinnati	80	80	46	57.5	57	71.3	0	13	23.4
32)	Los Angeles Char	66	63	38	60.3	46	69.7	0	8	22.9
	Totals	2550	2471	1444	58.4	1878	76.0	16	307	24.8

Note: Average opponent drive start DOES NOT include outside kicks or kickoffs at the end of a half unless either kickoff is returned for a touchdown. All other kickoffs (returned kickoffs, fair catches, touchback and kickoffs out of bounds) are included. Kickoffs resulting in the kicking team retaining possession are not included.

ADJ KO: Adjusted kickoffs are used to compute the Avg. Team Drive Start.

I20: The number of drives that start inside (not including) the 20 yd line.

**NFL / KICKOFFS (Kicking Team)**

Rank	Team	TotKO	AdjKO	TB	TB%	EZ	EZ%	OB	I20	Avg.Start
1)	Miami	67	62	28	45.2	44	65.7	0	13	23.0
2)	Detroit	91	90	47	52.2	67	73.6	0	19	23.1
3)	New England	99	98	40	40.8	60	60.6	0	20	23.3
4)	Dallas	80	79	45	57.0	60	75.0	0	16	23.6
5)	Washington	79	77	53	68.8	64	81.0	1	11	23.7
6)	Pittsburgh	90	88	46	52.3	65	72.2	1	16	24.1
7)	Oakland	64	63	48	76.2	55	85.9	0	7	24.1
8)	Baltimore	90	87	55	63.2	60	66.7	0	12	24.2
9)	Kansas City	97	95	71	74.7	83	85.6	0	8	24.2
10)	New York Jets	72	68	45	66.2	59	81.9	1	7	24.3
11)	Tennessee	80	79	47	59.5	66	82.5	0	10	24.4
12)	New Orleans	95	92	59	64.1	83	87.4	1	15	24.5
13)	Houston	76	74	49	66.2	60	78.9	0	9	24.5
14)	New York Giants	62	60	26	43.3	36	58.1	2	11	24.6
15)	Indianapolis	70	69	46	66.7	53	75.7	0	8	24.6
16)	Carolina	83	82	70	85.4	75	90.4	1	3	24.8
17)	San Francisco	83	79	64	81.0	73	88.0	1	3	24.9
18)	Buffalo	74	68	37	54.4	53	71.6	0	8	25.2
19)	Los Angeles Rams	103	103	78	75.7	90	87.4	2	8	25.2
20)	Arizona	77	73	34	46.6	52	67.5	1	11	25.3
21)	Cincinnati	67	66	31	47.0	40	59.7	1	7	25.3
21t)	Green Bay	68	66	36	54.5	45	66.2	0	4	25.3
23)	Seattle	80	76	39	51.3	51	63.8	1	11	25.4
24)	Philadelphia	94	93	45	48.4	61	64.9	1	11	25.4
25)	Minnesota	89	87	44	50.6	62	69.7	0	10	25.5
26)	Atlanta	84	82	49	59.8	67	79.8	0	7	25.6
27)	Chicago	60	59	28	47.5	40	66.7	0	8	25.8
28)	Tampa Bay	77	72	27	37.5	50	64.9	0	10	25.8
29)	Jacksonville	92	89	48	53.9	60	65.2	2	8	26.1
30)	Los Angeles Char	77	76	31	40.8	52	67.5	0	8	26.4
31)	Denver	73	67	45	67.2	55	75.3	0	4	26.4
32)	Cleveland	57	52	33	63.5	37	64.9	0	4	26.5
	Totals	2550	2471	1444	58.4	1878	76.0	16	307	24.8

Note: Average team drive start DOES NOT include outside kicks or kickoffs at the end of a half unless either kickoff is returned for a touchdown. All other kickoffs (returned kickoffs, fair catches, touchback and kickoffs out of bounds) are included. Kickoffs resulting in the kicking team retaining possession are not included.

ADJ KO: Adjusted kickoffs are used to compute the Avg. Team Drive Start.

I20: The number of drives that start inside (not including) the 20 yd line.



NFL SINGLE-GAME HIGHS / PLAYERS

Most Points-- 24, Gurley, LA-R at Sea., 12/17, (4 td, 0 fg, 0 xp, 0 2pt)
Passing Yards-- 506, Roethlisberger, Pitt. vs. Balt., 12/10, (44-66, 506, 2 td, 0 int)
Longest Pass-- 97, Roethlisberger, Pitt. at Det., 10/29, (to Smith-Schuster, JuJu, td)
Passing Touchdowns-- 5, Brady, N.E. vs. Hou., 9/24, (25-35, 378, 5 td, 0 int)
Passing Touchdowns-- 5, Watson, Hou. vs. K.C., 10/8, (16-31, 261, 5 td, 0 int)
Rushing Yards-- 181, Fournette, Jax at Pitt., 10/8, (28-181, 2 td)
Rushing Attempts-- 37, A. Peterson, Ariz. at S.F., 11/5, (37-159, 0 td)
Longest Rush-- 90, Fournette, Jax at Pitt., 10/8, td
Receptions-- 13, Landry, Miami at LA-C, 9/17, (13-78, 0 td)
Receptions-- 13, Fitzgerald, Ariz. vs. Dal., 9/25, (13-149, 1 td)
Receiving Yards-- 253, Ju. Jones, Atl. vs. T.B., 11/26, (12-253, 2 td)
Kickoff Return Yards-- 197, Lockett, Sea. vs. Atl., 11/20, (5-197, 0 td)
Kickoff Returns-- 7, Davis, G.B. vs. Det., 11/6, (7-140, 0 td)
Kickoff Returns-- 7, Tate, Buff. at LA-C, 11/19, (7-144, 0 td)
Longest Kickoff Return-- 106, Kamara, N.O. at T.B., 12/31, td
Punt Return Yards-- 132, Campanaro, Balt. vs. Chi., 10/15 (OT), (5-132, 1 fc, 1 td)
Punt Return Yards-- 128, Cooper, LA-R at Sea., 12/17, (7-128, 1 fc, 0 td)
Punt Returns-- 7, Mickens, Jax vs. LA-C, 11/12 (OT), (7-30, 1 fc, 0 td)
Punt Returns-- 7, (3 times in Non-Overtime Games)
Longest Punt Return-- 88, Agnew, Det. at NY-G, 9/18, td
Interceptions-- 3, Byard, Tenn. at Clev., 10/22 (OT), (3-60, 0 td)
Interceptions-- 2, (25 times in Non-Overtime Games)
Longest Interception Return-- 103, Talib, Denv. vs. Dal., 9/17, td
Sacks-- 6.0, Clayborn, Atl. vs. Dal., 11/12
Scrimmage Yards-- 276, Gurley, LA-R at Tenn., 12/24, (Rush 22-118, Rec 10-158)
Longest Punt-- 77, Colquitt, K.C. at Denv., 12/31
Punts-- 11, Lechler, Hou. at Jax , 12/17, (11-518, 47.1)
Field Goals Made-- 7, Zuerlein, LA-R at Dal., 10/1, (7-7, 49 lg)
Longest Field Goal-- 62, Gostkowski, N.E. at Oak., 11/19



300-Yard Passing Games

506, Roethlisberger, PIT vs. BAL 12/10 (44-66, 2 TD)
452, Wilson, SEA vs. HOU 10/29 (26-41, 4 TD)
447, Brady, NE at NO 09/17 (30-39, 3 TD)
434, Manning, NYG vs. PHI 12/17 (37-57, 3 TD)
434, Rivers, LAC at DAL 11/23 (27-33, 3 TD)
423, Stafford, DET vs. PIT 10/29 (27-45, 0 TD)
417, Carr, OAK vs. KC 10/19 (29-52, 3 TD)
402, Watson, HOU at SEA 10/29 (19-30, 4 TD)
387, Rivers, LAC vs. OAK 12/31 (28-37, 3 TD)
385, Brees, NO vs. WAS 11/19 (ot) (29-41, 2 TD)
384, Winston, TB at BUF 10/22 (32-44, 3 TD)
382, Bortles, JAX at SF 12/24 (32-50, 2 TD)
381, Stafford, DET at TB 12/10 (36-44, 1 TD)
381, Garoppolo, SF vs. TEN 12/17 (31-43, 1 TD)
378, Brady, NE vs. HOU 09/24 (25-35, 5 TD)
376, Siemian, DEN vs. NYG 10/15 (29-50, 1 TD)
373, Wilson, SEA at TEN 09/24 (29-49, 4 TD)
369, Keenum, MIN vs. TB 09/24 (25-33, 3 TD)
368, A. Smith, KC at NE 09/07 (28-35, 4 TD)
367, Winston, TB at CAR 12/24 (21-27, 1 TD)
366, Manning, NYG at PHI 09/24 (35-47, 3 TD)
366, A. Smith, KC at NYJ 12/03 (19-33, 4 TD)
365, Savage, HOU at TEN 12/03 (31-49, 1 TD)
365, Cousins, WAS vs. OAK 09/24 (25-30, 3 TD)
363, Winston, TB vs. NO 12/31 (28-51, 1 TD)
361, Stafford, DET at GB 11/06 (26-33, 2 TD)
357, Palmer, ARI vs. SF 10/01 (ot) (33-51, 1 TD)
356, Brees, NO vs. NE 09/17 (27-45, 2 TD)
355, Newton, CAR at DET 10/08 (26-33, 3 TD)
355, Goff, LAR vs. HOU 11/12 (25-37, 3 TD)
354, Goff, LAR vs. NO 11/26 (28-43, 2 TD)
354, McCown, NYJ vs. NE 10/15 (31-47, 2 TD)
353, Hoyer, SF at IND 10/08 (ot) (29-46, 2 TD)
351, Roethlisberger, PIT vs. GB 11/26 (33-45, 4 TD)
348, Wentz, PHI at SEA 12/03 (29-45, 1 TD)
347, Rivers, LAC vs. PHI 10/01 (22-38, 2 TD)
346, Bradford, MIN vs. NO 09/11 (27-32, 3 TD)
344, Rivers, LAC vs. CLE 12/03 (31-43, 1 TD)
343, A. Rodgers, GB at ATL 09/17 (33-50, 2 TD)
342, A. Smith, KC at OAK 10/19 (25-36, 3 TD)
340, Brady, NE at OAK 11/19 (30-37, 3 TD)
334, Garoppolo, SF at HOU 12/10 (20-33, 1 TD)
334, Wilson, SEA at NYG 10/22 (27-39, 3 TD)
334, Winston, TB vs. NE 10/05 (26-46, 1 TD)
333, Wentz, PHI at KC 09/17 (25-46, 2 TD)
333, Brady, NE vs. LAC 10/29 (32-47, 1 TD)
332, Palmer, ARI at IND 09/17 (ot) (19-36, 1 TD)
332, Prescott, DAL at NYG 12/10 (20-30, 3 TD)
332, Winston, TB vs. NYG 10/01 (22-38, 3 TD)
332, Hoyer, SF vs. LAR 09/21 (23-37, 2 TD)
331, Brees, NO at GB 10/22 (27-38, 1 TD)
331, McCown, NYJ vs. KC 12/03 (26-36, 1 TD)
331, Rivers, LAC vs. MIA 09/17 (31-39, 1 TD)
330, Cousins, WAS vs. SF 10/15 (25-37, 2 TD)
330, Bortles, JAX at IND 10/22 (18-26, 1 TD)
328, Dalton, CIN vs. BUF 10/08 (22-36, 1 TD)
328, Winston, TB at MIN 09/24 (28-40, 2 TD)
327, Cousins, WAS vs. MIN 11/12 (26-45, 1 TD)
326, Bortles, JAX vs. HOU 12/17 (21-29, 3 TD)
325, Palmer, ARI vs. DAL 09/25 (29-48, 2 TD)
324, A. Smith, KC at HOU 10/08 (29-37, 3 TD)
323, Stafford, DET vs. GB 12/31 (20-29, 3 TD)
322, Cousins, WAS at NO 11/19 (ot) (22-32, 3 TD)
321, Ryan, ATL at CHI 09/10 (21-30, 1 TD)
319, Rivers, LAC vs. WAS 12/10 (18-31, 2 TD)
317, Ryan, ATL vs. TB 11/26 (26-35, 1 TD)
317, Ryan, ATL vs. CAR 12/31 (28-45, 1 TD)
317, Roethlisberger, PIT at DET 10/29 (17-31, 1 TD)
316, Newton, CAR at NE 10/01 (22-29, 3 TD)
314, Trubisky, CHI at DET 12/16 (31-46, 1 TD)
314, Kizer, CLE at PIT 12/31 (16-30, 2 TD)
314, Brissett, IND vs. SF 10/08 (ot) (22-34, 0 TD)
313, Ryan, ATL at CAR 11/05 (24-38, 2 TD)
313, A. Rodgers, GB vs. CIN 09/24 (ot) (28-42, 3 TD)
313, Carr, OAK at BUF 10/29 (31-49, 1 TD)
312, Roethlisberger, PIT vs. JAX 10/08 (33-55, 0 TD)
312, Stafford, DET at NO 10/15 (25-52, 3 TD)
311, Cutler, MIA vs. OAK 11/05 (34-42, 3 TD)
311, Goff, LAR at NYG 11/05 (14-22, 4 TD)
311, A. Rodgers, GB vs. SEA 09/10 (28-42, 1 TD)
309, Bortles, JAX vs. IND 12/03 (26-35, 2 TD)
308, Brissett, IND at HOU 11/05 (20-30, 2 TD)
307, Brady, NE vs. CAR 10/01 (32-45, 2 TD)
307, Wentz, PHI at WAS 09/10 (26-39, 2 TD)
307, McCown, NYJ vs. CAR 11/26 (19-36, 3 TD)
306, Mariota, TEN vs. IND 10/16 (23-32, 1 TD)
306, Mariota, TEN at PIT 11/16 (22-33, 1 TD)
306, Goff, LAR vs. IND 09/10 (21-29, 1 TD)
304, A. Smith, KC vs. MIA 12/24 (25-39, 1 TD)
304, Keenum, MIN at WAS 11/12 (21-29, 4 TD)
304, Wentz, PHI vs. ARI 10/08 (21-30, 4 TD)
303, Brady, NE at TB 10/05 (30-40, 1 TD)
303, Cousins, WAS at PHI 10/23 (30-40, 3 TD)
301, Watson, HOU at NE 09/24 (22-33, 2 TD)
301, Glennon, CHI at TB 09/17 (31-45, 1 TD)
301, Goff, LAR at TEN 12/24 (22-38, 4 TD)
300, Carr, OAK at MIA 11/05 (21-30, 1 TD)



100-Yard Receiving Games

253, Ju. Jones, ATL vs. TB 11/26 (12 rec., 2 TD)
224, Hopkins, HOU at SEA 10/29 (8 rec., 1 TD)
213, Brown, PIT vs. BAL 12/10 (11 rec., 0 TD)
210, Cooper, OAK vs. KC 10/19 (11 rec., 2 TD)
193, Smith-Schuster, PIT at DET 10/29 (7 rec., 1 TD)
189, Green, CIN vs. BUF 10/08 (7 rec., 1 TD)
186, Cole, JAX vs. HOU 12/17 (7 rec., 1 TD)
185, Hill, KC at NYJ 12/03 (6 rec., 2 TD)
182, Brown, PIT at CLE 09/10 (11 rec., 0 TD)
180, Stills, MIA vs. TB 11/19 (7 rec., 1 TD)
177, Hilton, IND vs. SF 10/08 (ot) (7 rec., 0 TD)
175, Dickson, CAR at DET 10/08 (5 rec., 0 TD)
175, Hilton, IND at HOU 11/05 (5 rec., 2 TD)
173, Diggs, MIN vs. TB 09/24 (8 rec., 2 TD)
172, Allen, LAC at DAL 11/23 (11 rec., 1 TD)
171, Woods, LAR vs. HOU 11/12 (8 rec., 2 TD)
169, Brown, PIT vs. GB 11/26 (10 rec., 2 TD)
168, Gronkowski, NE at PIT 12/17 (9 rec., 0 TD)
166, Thielen, MIN at WAS 11/12 (8 rec., 1 TD)
159, Allen, LAC vs. BUF 11/19 (12 rec., 2 TD)
158, Gurley, LAR at TEN 12/24 (10 rec., 2 TD)
157, Brown, PIT vs. JAX 10/08 (10 rec., 0 TD)
157, Kearse, NYJ vs. KC 12/03 (9 rec., 0 TD)
157, Thielen, MIN vs. NO 09/11 (9 rec., 0 TD)
155, Brown, PIT at KC 10/15 (8 rec., 1 TD)
153, Hilton, IND vs. CLE 09/24 (7 rec., 1 TD)
150, Thompson, WAS vs. OAK 09/24 (6 rec., 1 TD)
149, Fitzgerald, ARI vs. DAL 09/25 (13 rec., 1 TD)
149, Hopkins, HOU vs. SF 12/10 (11 rec., 2 TD)
149, Cooks, NE at OAK 11/19 (6 rec., 1 TD)
149, Ju. Jones, ATL at NO 12/24 (7 rec., 0 TD)
147, A. Wilson, KC at DEN 12/31 (10 rec., 0 TD)
147, Gronkowski, NE at BUF 12/03 (9 rec., 0 TD)
146, Anderson, NYJ vs. CAR 11/26 (6 rec., 2 TD)
144, Brown, PIT vs. TEN 11/16 (10 rec., 3 TD)
143, Smith-Schuster, PIT vs. CLE 12/31 (9 rec., 1 TD)
142, Shepard, NYG at SF 11/12 (11 rec., 0 TD)
142, Garcon, SF vs. LAR 09/21 (7 rec., 0 TD)
141, Ginn, NO at GB 10/22 (7 rec., 0 TD)
141, Crowder, WAS vs. NYG 11/23 (7 rec., 1 TD)
141, Agholor, PHI at SEA 12/03 (7 rec., 1 TD)
141, Te. Williams, DAL vs. KC 11/05 (9 rec., 0 TD)
139, Shepard, NYG vs. PHI 12/17 (11 rec., 1 TD)
138, Fitzgerald, ARI vs. TB 10/15 (10 rec., 1 TD)
138, Allen, LAC vs. PHI 10/01 (5 rec., 0 TD)
137, Sanders, DEN vs. NE 11/12 (6 rec., 0 TD)
133, Hill, KC at NE 09/07 (7 rec., 1 TD)
133, Shepard, NYG at PHI 09/24 (7 rec., 1 TD)
133, Wallace, BAL at OAK 10/08 (3 rec., 0 TD)
133, De. Thomas, DEN vs. NYG 10/15 (10 rec., 0 TD)
133, Kelce, KC vs. DEN 10/30 (7 rec., 1 TD)
133, Allen, LAC vs. OAK 12/31 (9 rec., 1 TD)
132, Ty. Williams, LAC vs. WAS 12/10 (4 rec., 1 TD)
131, Cooks, NE vs. HOU 09/24 (5 rec., 2 TD)
128, M. Jones, DET vs. PIT 10/29 (6 rec., 0 TD)
128, Hooper, ATL at CHI 09/10 (2 rec., 1 TD)
126, D. Adams, GB vs. BAL 11/19 (8 rec., 0 TD)
126, J. Cook, OAK at MIA 11/05 (8 rec., 0 TD)
125, Hopkins, HOU at BAL 11/27 (7 rec., 0 TD)
125, W. Fuller, HOU at SEA 10/29 (5 rec., 2 TD)
125, Hill, KC at OAK 10/19 (6 rec., 1 TD)
123, Thielen, MIN vs. LAR 11/19 (6 rec., 1 TD)
123, Crowder, WAS vs. DAL 10/29 (9 rec., 0 TD)
122, Allison, GB vs. CIN 09/24 (ot) (6 rec., 0 TD)
121, Doyle, IND at CIN 10/29 (12 rec., 1 TD)
121, Lockett, SEA vs. HOU 10/29 (6 rec., 0 TD)
120, Nelson, ARI at IND 09/17 (ot) (5 rec., 1 TD)
119, Fitzgerald, ARI vs. NYG 12/24 (9 rec., 1 TD)
118, Kupp, LAR vs. PHI 12/10 (5 rec., 1 TD)
118, Ju. Jones, ATL at CAR 11/05 (6 rec., 0 TD)
117, Thomas, NO at BUF 11/12 (9 rec., 0 TD)
117, Thomas, NO at ATL 12/07 (10 rec., 1 TD)
116, Goodwin, SF at IND 10/08 (ot) (5 rec., 0 TD)
116, Kupp, LAR vs. NO 11/26 (8 rec., 0 TD)
116, Olsen, CAR vs. GB 12/17 (9 rec., 1 TD)
116, Gronkowski, NE at NO 09/17 (6 rec., 1 TD)
116, Wallace, BAL vs. DET 12/03 (5 rec., 0 TD)
115, Ty. Williams, LAC vs. PHI 10/01 (5 rec., 1 TD)
115, Green, CIN at TEN 11/12 (5 rec., 1 TD)
115, Gordon, CLE at PIT 12/31 (4 rec., 0 TD)
115, Cooper, OAK at LAC 12/31 (3 rec., 1 TD)
114, Smith-Schuster, PIT vs. NE 12/17 (6 rec., 0 TD)
114, Goodwin, SF vs. TEN 12/17 (10 rec., 0 TD)
114, McKinnon, MIN vs. CIN 12/17 (7 rec., 0 TD)
113, Matthews, TEN at PIT 11/16 (5 rec., 1 TD)
113, Fitzgerald, ARI vs. SEA 11/09 (10 rec., 0 TD)
113, Tate, DET at GB 11/06 (7 rec., 0 TD)
113, R. Smith, DAL at NYG 12/10 (5 rec., 1 TD)
112, C. Clay, BUF at ATL 10/01 (5 rec., 0 TD)
111, Godwin, TB vs. NO 12/31 (7 rec., 1 TD)
111, Allen, LAC vs. WAS 12/10 (6 rec., 0 TD)
111, Kelce, KC vs. WAS 10/02 (7 rec., 1 TD)
111, Green, CIN at GB 09/24 (ot) (10 rec., 1 TD)
111, Hopkins, HOU at LAR 11/12 (7 rec., 0 TD)
110, Brown, PIT at CHI 09/24 (ot) (10 rec., 1 TD)
109, M. Jones, DET vs. MIN 11/23 (6 rec., 2 TD)
109, Kelce, KC at NYG 11/19 (ot) (8 rec., 0 TD)
109, Hill, KC vs. MIA 12/24 (6 rec., 0 TD)
108, Baldwin, SEA vs. WAS 11/05 (7 rec., 1 TD)
108, Ju. Jones, ATL vs. GB 09/17 (5 rec., 0 TD)
108, Funchess, CAR at NYJ 11/26 (7 rec., 0 TD)
108, Woods, LAR at SF 09/21 (6 rec., 0 TD)
108, Cole, JAX at SF 12/24 (6 rec., 0 TD)
107, M. Evans, TB at CAR 12/24 (6 rec., 0 TD)
107, Wright, CHI at CIN 12/10 (10 rec., 0 TD)
107, Hopkins, HOU vs. TEN 10/01 (10 rec., 1 TD)
107, Anderson, NYJ vs. KC 12/03 (8 rec., 0 TD)
107, Grant, MIA at KC 12/24 (4 rec., 1 TD)
107, Thompson, BUF vs. TB 10/22 (4 rec., 0 TD)
107, Tate, DET vs. ARI 09/10 (10 rec., 0 TD)
107, J. Cook, OAK vs. KC 10/19 (6 rec., 0 TD)
107, M. Jones, DET at GB 11/06 (7 rec., 2 TD)
106, Goodwin, SF at HOU 12/10 (6 rec., 0 TD)
106, Watkins, LAR at SF 09/21 (6 rec., 2 TD)
106, Bell, PIT at CIN 12/04 (5 rec., 1 TD)
106, Jackson, TB vs. NE 10/05 (5 rec., 0 TD)
105, Benjamin, LAC vs. KC 09/24 (5 rec., 0 TD)
105, P. Richardson, SEA vs. HOU 10/29 (6 rec., 2 TD)
105, Thielen, MIN at CAR 12/10 (6 rec., 1 TD)
105, Kearse, NYJ vs. CAR 11/26 (7 rec., 1 TD)
105, Thompson, WAS vs. SF 10/15 (4 rec., 0 TD)
105, Baldwin, SEA at TEN 09/24 (10 rec., 1 TD)
105, Allen, LAC vs. CLE 12/03 (10 rec., 1 TD)
105, Ja. Brown, ARI vs. SF 10/01 (ot) (8 rec., 0 TD)
104, Anderson, NYJ vs. ATL 10/29 (6 rec., 1 TD)
104, Rogers, IND vs. PIT 11/12 (6 rec., 1 TD)
104, Tate, DET vs. GB 12/31 (7 rec., 1 TD)
104, Benjamin, CAR at NE 10/01 (4 rec., 0 TD)
103, Ertz, PHI vs. CHI 11/26 (10 rec., 1 TD)
103, Kelce, KC vs. PHI 09/17 (8 rec., 1 TD)
102, Humphries, TB vs. NO 12/31 (7 rec., 0 TD)
101, Hurns, JAX at IND 10/22 (5 rec., 0 TD)
101, McCaffrey, CAR vs. NO 09/24 (9 rec., 0 TD)
101, Brown, PIT at CIN 12/04 (8 rec., 1 TD)
101, Kamara, NO at LAR 11/26 (6 rec., 1 TD)
100, Kittle, SF at LAR 12/31 (4 rec., 0 TD)
100, T. Smith, PHI at LAR 12/10 (6 rec., 0 TD)
100, Hilton, IND at BAL 12/23 (6 rec., 0 TD)
100, Allen, LAC vs. MIA 09/17 (9 rec., 0 TD)
100, Amendola, NE vs. KC 09/07 (6 rec., 0 TD)



100-Yard Rushing Games

181, Fournette, JAX at PIT 10/08 (28 att., 2 TD)
179, Bell, PIT at KC 10/15 (32 att., 1 TD)
172, K. Hunt, KC at LAC 09/24 (17 att., 1 TD)
167, Howard, CHI at BAL 10/15 (ot) (36 att., 0 TD)
163, Powell, NYJ vs. JAX 10/01 (ot) (21 att., 1 TD)
159, A. Peterson, ARI at SF 11/05 (37 att., 0 TD)
158, C. Anderson, DEN at IND 12/14 (30 att., 0 TD)
156, McCoy, BUF vs. IND 12/10 (ot) (32 att., 1 TD)
155, K. Hunt, KC vs. LAC 12/16 (24 att., 1 TD)
154, Darkwa, NYG vs. WAS 12/31 (20 att., 1 TD)
152, Gurley, LAR at SEA 12/17 (21 att., 3 TD)
151, McCoy, BUF vs. OAK 10/29 (27 att., 1 TD)
150, E. Elliott, DAL at WAS 10/29 (33 att., 2 TD)
148, K. Hunt, KC at NE 09/07 (17 att., 1 TD)
147, E. Elliott, DAL at SF 10/22 (26 att., 2 TD)
147, Howard, CHI at CIN 12/10 (23 att., 2 TD)
145, Powell, NYJ vs. LAC 12/24 (19 att., 1 TD)
144, Bell, PIT at BAL 10/01 (35 att., 2 TD)
140, Howard, CHI vs. PIT 09/24 (ot) (23 att., 2 TD)
136, Blount, PHI at LAC 10/01 (16 att., 0 TD)
134, Bell, PIT vs. CIN 10/22 (35 att., 0 TD)
134, A. Peterson, ARI vs. TB 10/15 (26 att., 2 TD)
134, Ingram, NO vs. WAS 11/19 (ot) (11 att., 1 TD)
132, Gordon, LAC at NE 10/29 (14 att., 1 TD)
131, Henry, TEN vs. IND 10/16 (19 att., 1 TD)
131, A. Jones, GB vs. NO 10/22 (17 att., 1 TD)
131, Ingram, NO at BUF 11/12 (21 att., 3 TD)
130, Ajayi, MIA at ATL 10/15 (26 att., 0 TD)
130, Gore, IND at BUF 12/10 (ot) (36 att., 0 TD)
130, Fournette, JAX vs. LAR 10/15 (21 att., 1 TD)
129, D. Lewis, NE vs. BUF 12/24 (24 att., 1 TD)
127, Cook, MIN vs. NO 09/11 (22 att., 0 TD)
127, Morris, DAL vs. WAS 11/30 (27 att., 1 TD)
126, Freeman, ATL at TB 12/18 (22 att., 1 TD)
125, Howard, CHI vs. DET 11/19 (15 att., 1 TD)
125, A. Jones, GB at DAL 10/08 (19 att., 1 TD)
124, Hyde, SF at SEA 09/17 (15 att., 0 TD)
122, Ajayi, MIA at LAC 09/17 (28 att., 0 TD)
122, Yeldon, JAX at IND 10/22 (9 att., 1 TD)
121, Gurley, LAR at DAL 10/01 (23 att., 0 TD)
121, Crowell, CLE vs. GB 12/10 (ot) (19 att., 0 TD)
120, Collins, BAL at PIT 12/10 (18 att., 1 TD)
120, Drake, MIA vs. DEN 12/03 (23 att., 1 TD)
118, C. Anderson, DEN vs. DAL 09/17 (25 att., 1 TD)
118, Gurley, LAR at TEN 12/24 (22 att., 0 TD)
117, Bell, PIT vs. NE 12/17 (24 att., 1 TD)
117, Perine, WAS at NO 11/19 (ot) (23 att., 1 TD)
117, Darkwa, NYG at DEN 10/15 (21 att., 0 TD)
116, E. Elliott, DAL vs. GB 10/08 (29 att., 0 TD)
116, K. Hunt, KC vs. OAK 12/10 (25 att., 1 TD)
116, Bernard, CIN vs. DET 12/24 (23 att., 1 TD)
116, Gurley, LAR at JAX 10/15 (23 att., 0 TD)
115, Murray, TEN vs. SEA 09/24 (14 att., 1 TD)
114, Drake, MIA vs. NE 12/11 (25 att., 0 TD)
114, Mixon, CIN vs. CLE 11/26 (23 att., 1 TD)
114, Ingram, NO vs. DET 10/15 (25 att., 2 TD)
114, McCoy, BUF at LAC 11/19 (13 att., 1 TD)
113, Williams, GB vs. TB 12/03 (ot) (21 att., 1 TD)
113, Murray, MIN vs. BAL 10/22 (18 att., 1 TD)
113, Collins, BAL vs. MIA 10/26 (18 att., 0 TD)
113, Gurley, LAR at SF 09/21 (28 att., 2 TD)
112, D. Lewis, NE vs. MIA 11/26 (15 att., 0 TD)
111, Murray, MIN vs. CHI 12/31 (20 att., 2 TD)
111, Fournette, JAX at CLE 11/19 (28 att., 0 TD)
110, Stewart, CAR vs. MIA 11/13 (17 att., 0 TD)
110, McCoy, BUF vs. NYJ 09/10 (22 att., 0 TD)
109, Henry, TEN vs. HOU 12/03 (11 att., 1 TD)
108, Blue, HOU vs. PIT 12/25 (16 att., 0 TD)
107, K. Hunt, KC at HOU 10/08 (29 att., 0 TD)
106, Freeman, ATL at DET 09/24 (21 att., 1 TD)
106, Kamara, NO at BUF 11/12 (12 att., 1 TD)
106, Gurley, LAR vs. ARI 10/22 (22 att., 1 TD)
105, Ingram, NO at GB 10/22 (22 att., 1 TD)
105, Gordon, LAC at NYG 10/08 (20 att., 0 TD)
104, E. Elliott, DAL vs. NYG 09/10 (24 att., 0 TD)
103, E. Elliott, DAL at PHI 12/31 (27 att., 0 TD)
103, Stewart, CAR vs. MIN 12/10 (16 att., 3 TD)
102, Howard, CHI at NO 10/29 (23 att., 0 TD)
102, Barber, TB at GB 12/03 (ot) (23 att., 0 TD)
101, Lynch, OAK at LAC 12/31 (19 att., 0 TD)
101, Fournette, JAX vs. SEA 12/10 (24 att., 1 TD)
101, Lynch, OAK vs. NYG 12/03 (17 att., 1 TD)
101, K. Hunt, KC vs. WAS 10/02 (21 att., 0 TD)
100, Gore, IND vs. HOU 12/31 (24 att., 0 TD)
100, Perine, WAS vs. NYG 11/23 (24 att., 0 TD)
100, Fournette, JAX at HOU 09/10 (26 att., 1 TD)



NFL / LEADING PASSERS

Player, Team	Pct			Yds	Avg		Pct			Pct Rating	
	Att	Comp	Comp		Gain	TD	TD	Long	Int	Int	Points
A. Smith, K.C.	505	341	67.5	4042	8.00	26	5.1	79t	5	1.0	104.7
Brees, N.O.	536	386	72.0	4334	8.09	23	4.3	54t	8	1.5	103.9
Brady, N.E.	581	385	66.3	4577	7.88	32	5.5	64t	8	1.4	102.8
Wentz, Phi.	440	265	60.2	3296	7.49	33	7.5	72t	7	1.6	101.9
Goff, LA-R	477	296	62.1	3804	7.97	28	5.9	94t	7	1.5	100.5
Stafford, Det.	565	371	65.7	4446	7.87	29	5.1	71t	10	1.8	99.3
Keenum, Min.	481	325	67.6	3547	7.37	22	4.6	65t	7	1.5	98.3
A. Rodgers, G.B.	238	154	64.7	1675	7.04	16	6.7	72	6	2.5	97.2
Rivers, LA-C	575	360	62.6	4515	7.85	28	4.9	75t	10	1.7	96.0
Wilson, Sea.	553	339	61.3	3983	7.20	34	6.1	74t	11	2.0	95.4
McCown, NY-J	397	267	67.3	2926	7.37	18	4.5	69t	9	2.3	94.5
Cousins, Was.	540	347	64.3	4093	7.58	27	5.0	74	13	2.4	93.9
Roethlisberger, Pit.	561	360	64.2	4251	7.58	28	5.0	97t	14	2.5	93.4
Winston, T.B.	442	282	63.8	3504	7.93	19	4.3	70	11	2.5	92.2
Ryan, Atl.	529	342	64.7	4095	7.74	20	3.8	88t	12	2.3	91.4
Taylor, Buf.	420	263	62.6	2799	6.66	14	3.3	47	4	1.0	89.2
Prescott, Dal.	490	308	62.9	3324	6.78	22	4.5	81t	13	2.7	86.6
Dalton, Cin.	496	297	59.9	3320	6.69	25	5.0	77t	12	2.4	86.6
Carr, Oak.	515	323	62.7	3496	6.79	22	4.3	87t	13	2.5	86.4
Bortles, Jac.	523	315	60.2	3687	7.05	21	4.0	75t	13	2.5	84.7
Palmer, Ariz	267	164	61.4	1978	7.41	9	3.4	46	7	2.6	84.4
Brissett, Ind.	469	276	58.8	3098	6.61	13	2.8	80t	7	1.5	81.7
Cutler, Mia.	429	266	62.0	2666	6.21	19	4.4	65t	14	3.3	80.8
Newton, Car.	492	291	59.1	3302	6.71	22	4.5	64	16	3.3	80.7
Flacco, Bal.	549	352	64.1	3141	5.72	18	3.3	66	13	2.4	80.4
Manning, NY-G	571	352	61.6	3468	6.07	19	3.3	77t	13	2.3	80.4
Mariota, Ten.	453	281	62.0	3232	7.13	13	2.9	75t	15	3.3	79.3
*Trubisky, Chi.	330	196	59.4	2193	6.65	7	2.1	70	7	2.1	77.5
Siemian, Den.	349	206	59.0	2285	6.55	12	3.4	44	14	4.0	73.3
Hundley, G.B.	316	192	60.8	1836	5.81	9	2.8	55t	12	3.8	70.6
*Beathard, S.F.	224	123	54.9	1430	6.38	4	1.8	83t	6	2.7	69.2
*Kizer, Cle.	476	255	53.6	2894	6.08	11	2.3	56t	22	4.6	60.5

NFL / LEADING PASSERS, RANKS

Player, Team	Pct			Yds	Avg		Pct			Pct Rating	
	Att	Comp	Comp		Gain	TD	TD	Long	Int	Int	Points
A. Smith, K.C.	13	10	3	8	2	9	6		2	2	1
Brees, N.O.	9	1	1	4	1	11	18		11t	6t	2
Brady, N.E.	1	2	5	1	5	3	5		11t	3	3
Wentz, Phi.	23	24	25	19	11	2	1		5t	8	4
Goff, LA-R	18	17	17	10	3	5t	4		5t	5	5
Stafford, Det.	4	3	6	3	6	4	7		14t	10	6
Keenum, Min.	17	12	2	12	13	12t	12		5t	4	7
A. Rodgers, G.B.	31	31	7	32	18	24	2		3t	22	8
Rivers, LA-C	2	4t	16	2	7	5t	11		14t	9	9
Wilson, Sea.	6	11	22	9	15	1	3		16t	11	10
McCown, NY-J	26	22	4	23	14	22t	13		13	13	11
Cousins, Was.	8	8	9	7	9	8	9		21t	17	12
Roethlisberger, Pit.	5	4t	10	5	10	5t	10		27t	21	13
Winston, T.B.	22	19	12	13	4	18t	17		16t	20	14
Ryan, Atl.	10	9	8	6	8	17	21		18t	14	15
Taylor, Buf.	25	25	15	25	23	25	24		1	1	16
Prescott, Dal.	16	15	13	16	20	12t	14		21t	25	17
Dalton, Cin.	14	16	26	17	22	10	8		18t	18	18
Carr, Oak.	12	13	14	14	19	12t	19		21t	23	19
Bortles, Jac.	11	14	24	11	17	16	20		21t	19	20
Palmer, Ariz	30	30	21	29	12	30t	23		5t	24	21
Brissett, Ind.	20	21	30	22	25	26t	29		5t	6t	22
Cutler, Mia.	24	23	19	26	28	18t	16		27t	28	23
Newton, Car.	15	18	28	18	21	12t	15		31	27	24
Flacco, Bal.	7	6t	11	21	32	22t	26		21t	16	25
Manning, NY-G	3	6t	20	15	30	18t	25		21t	15	26
Mariota, Ten.	21	20	18	20	16	26t	27		30	29	27
*Trubisky, Chi.	28	28	27	28	24	32t	31		5t	12	28
Siemian, Den.	27	27	29	27	26	28	22		27t	31	29
Hundley, G.B.	29	29	23	30	31	30t	28		18t	30	30
*Beathard, S.F.	32	34t	31	34	27	40t	32		3t	26	31
*Kizer, Cle.	19	26	32	24	29	29	30		32	32	32

**NFL / FOURTH-QUARTER PASSING LEADERS**

Rank	Player, Team	Att	Comp	Comp%	Yards	YPA	TD	TD%	Int	Int%	Rating
1)	Wilson, Sea.	139	94	67.6	1303	9.37	19	13.7	1	0.7	134.1
2)	A. Rodgers, G.B.	71	47	66.2	501	7.06	7	9.9	0	0.0	119.5
3)	Brees, N.O.	137	107	78.1	1236	9.02	8	5.8	2	1.5	117.6
4)	Fitzpatrick, T.B.	52	33	63.5	380	7.31	4	7.7	1	1.9	103.0
5)	Ryan, Atl.	139	91	65.5	1107	7.96	9	6.5	3	2.2	102.4
6)	Winston, T.B.	130	84	64.6	1087	8.36	9	6.9	4	3.1	101.0
7)	Roethlisberger, Pit.	144	97	67.4	1211	8.41	8	5.6	4	2.8	100.2
8)	Brady, N.E.	125	79	63.2	906	7.25	6	4.8	1	0.8	97.6
9)	*Watson, Hou.	58	33	56.9	588	10.14	6	10.3	4	6.9	97.5
10)	Hoyer, S.F.-N.E.	63	35	55.6	372	5.90	4	6.3	0	0.0	94.1
11)	Prescott, Dal.	138	89	64.5	1139	8.25	9	6.5	6	4.3	93.8
12)	Stafford, Det.	139	80	57.6	1119	8.05	9	6.5	4	2.9	93.2
13)	Wentz, Phi.	88	54	61.4	605	6.88	5	5.7	2	2.3	91.3
14)	Cousins, Was.	143	93	65.0	1053	7.36	8	5.6	5	3.5	91.0
15)	Rivers, LA-C	133	79	59.4	912	6.86	8	6.0	3	2.3	90.8
16)	A. Smith, K.C.	137	88	64.2	996	7.27	5	3.6	3	2.2	88.9
17)	Keenum, Min.	101	62	61.4	663	6.56	5	5.0	2	2.0	88.8
18)	Moore, Mia.	53	33	62.3	417	7.87	4	7.5	3	5.7	88.3
19)	Taylor, Buf.	89	59	66.3	573	6.44	2	2.2	1	1.1	87.0
20)	Carr, Oak.	177	109	61.6	1175	6.64	8	4.5	4	2.3	86.7
21)	McCown, NY-J	107	71	66.4	788	7.36	4	3.7	4	3.7	84.9
22)	Glennon, Chi.	69	45	65.2	410	5.94	2	2.9	1	1.4	84.8
23)	Palmer, Ariz	80	46	57.5	573	7.16	2	2.5	1	1.3	83.0
24)	Cutler, Mia.	132	76	57.6	821	6.22	5	3.8	2	1.5	82.3
25)	Manning, NY-G	176	111	63.1	1096	6.23	7	4.0	5	2.8	82.0
26)	Flacco, Bal.	139	87	62.6	680	4.89	5	3.6	3	2.2	77.6
27)	Dalton, Cin.	111	60	54.1	648	5.84	3	2.7	1	0.9	76.7
28)	Goff, LA-R	98	56	57.1	677	6.91	3	3.1	3	3.1	75.9
29)	Osweiler, Den.	58	34	58.6	283	4.88	2	3.4	1	1.7	75.6
30)	Siemian, Den.	99	61	61.6	700	7.07	4	4.0	5	5.1	75.3
31)	Mariota, Ten.	120	65	54.2	701	5.84	5	4.2	4	3.3	71.6
32)	Petty, NY-J	43	23	53.5	228	5.30	1	2.3	1	2.3	66.8
33)	Hundley, G.B.	117	71	60.7	693	5.92	3	2.6	6	5.1	64.5
34)	*Trubisky, Chi.	117	64	54.7	651	5.56	4	3.4	5	4.3	64.4
35)	Savage, Hou.	60	34	56.7	434	7.23	1	1.7	3	5.0	64.2
36)	Brissett, Ind.	137	76	55.5	712	5.20	1	0.7	3	2.2	63.3
37)	*Beathard, S.F.	73	40	54.8	375	5.14	1	1.4	2	2.7	62.3
38)	Newton, Car.	111	60	54.1	661	5.95	5	4.5	7	6.3	60.7
39)	Bortles, Jac.	118	66	55.9	693	5.87	2	1.7	7	5.9	54.1
40)	Gabbert, Ariz	61	30	49.2	362	5.93	1	1.6	3	4.9	52.8
41)	*Kizer, Cle.	164	81	49.4	906	5.52	2	1.2	9	5.5	47.5
42)	Stanton, Ariz	41	17	41.5	199	4.85	0	0.0	1	2.4	46.7

**NFL / THIRD-DOWN PASSING LEADERS**

Rank	Player, Team	Att	Comp	Comp%	Yards	YPA	TD	TD%	Int	Int%	Rating
1)	Wentz, Phi.	124	81	65.3	1178	9.50	14	11.3	3	2.4	123.7
2)	Stafford, Det.	153	91	59.5	1227	8.02	13	8.5	1	0.7	110.7
3)	Goff, LA-R	142	92	64.8	1051	7.40	11	7.7	2	1.4	106.9
4)	McCown, NY-J	124	86	69.4	1044	8.42	6	4.8	3	2.4	101.0
5)	A. Smith, K.C.	130	77	59.2	964	7.42	6	4.6	1	0.8	94.5
6)	Brees, N.O.	146	99	67.8	1049	7.18	5	3.4	2	1.4	94.2
7)	Winston, T.B.	103	64	62.1	852	8.27	5	4.9	3	2.9	92.4
8)	Taylor, Buf.	131	87	66.4	907	6.92	6	4.6	3	2.3	92.0
9)	Ryan, Atl.	140	86	61.4	1059	7.56	8	5.7	4	2.9	91.9
10)	*Trubisky, Chi.	99	61	61.6	777	7.85	2	2.0	1	1.0	88.7
11)	Cousins, Was.	159	91	57.2	1102	6.93	10	6.3	5	3.1	86.5
12)	Keenum, Min.	149	95	63.8	1053	7.07	3	2.0	2	1.3	85.8
13)	Rivers, LA-C	163	99	60.7	1314	8.06	7	4.3	6	3.7	85.3
14)	Prescott, Dal.	149	94	63.1	998	6.70	6	4.0	4	2.7	84.8
15)	Roethlisberger, Pit.	157	94	59.9	1221	7.78	10	6.4	8	5.1	84.4
16)	Brady, N.E.	140	81	57.9	1019	7.28	9	6.4	6	4.3	84.2
17)	Flacco, Bal.	153	87	56.9	814	5.32	8	5.2	2	1.3	83.6
18)	Carr, Oak.	142	87	61.3	1007	7.09	6	4.2	5	3.5	82.1
19)	Dalton, Cin.	139	76	54.7	858	6.17	11	7.9	6	4.3	81.8
20)	Brissett, Ind.	142	79	55.6	936	6.59	4	2.8	2	1.4	79.4
21)	Wilson, Sea.	143	81	56.6	809	5.66	4	2.8	2	1.4	76.4
22)	Siemian, Den.	102	57	55.9	678	6.65	4	3.9	4	3.9	73.1
23)	Manning, NY-G	157	84	53.5	906	5.77	5	3.2	4	2.5	70.7
24)	Mariota, Ten.	143	78	54.5	848	5.93	3	2.1	3	2.1	70.5
25)	Cutler, Mia.	110	63	57.3	634	5.76	3	2.7	4	3.6	67.8
26)	Bortles, Jac.	166	93	56.0	955	5.75	5	3.0	6	3.6	67.7
27)	Hundley, G.B.	87	50	57.5	547	6.29	4	4.6	6	6.9	62.8
28)	Newton, Car.	151	80	53.0	1051	6.96	8	5.3	12	7.9	59.8
29)	*Kizer, Cle.	131	68	51.9	871	6.65	2	1.5	8	6.1	52.7

**NFL / LEADING RUSHERS**

Rank	Player, Team	Att	Yards	Avg	Long	TD
1)	*K. Hunt, K.C.	272	1327	4.9	69t	8
2)	Gurley, LA-R	279	1305	4.7	57t	13
3)	Bell, Pit.	321	1291	4.0	27	9
4)	McCoy, Buf.	287	1138	4.0	48t	6
5)	Ingram, N.O.	230	1124	4.9	72	12
6)	Howard, Chi.	276	1122	4.1	53	9
7)	Gordon, LA-C	284	1105	3.9	87t	8
8)	*Fournette, Jac.	268	1040	3.9	90t	9
9)	C. Anderson, Den.	245	1007	4.1	40	3
10)	E. Elliott, Dal.	242	983	4.1	30	7
11)	Collins, Bal.	212	973	4.6	50	6
12)	Gore, Ind.	261	961	3.7	21	3
13)	Hyde, S.F.	240	938	3.9	61	8
14)	D. Lewis, N.E.	180	896	5.0	44	6
15)	Lynch, Oak.	207	891	4.3	51t	7
16)	L. Miller, Hou.	238	888	3.7	21	3
17)	Ajayi, Mia.-Phi.	208	873	4.2	71	1
18)	Freeman, Atl.	196	865	4.4	44	7
19)	Crowell, Cle.	206	853	4.1	59	2
20)	Murray, Min.	216	842	3.9	46	8
21)	Powell, NY-J	178	772	4.3	75t	5
22)	Blount, Phi.	173	766	4.4	68	2
23)	Newton, Car. (QB)	139	754	5.4	69	6
24)	Darkwa, NY-G	171	751	4.4	75t	5
25)	Henry, Ten.	176	744	4.2	75t	5
26)	*Kamara, N.O.	120	728	6.1	74t	8
27)	Stewart, Car.	198	680	3.4	60t	6
28)	Murray, Ten.	184	659	3.6	75t	6
29)	Drake, Mia.	133	644	4.8	66t	3
30)	T. Coleman, Atl.	156	628	4.0	52	5
31)	*Mixon, Cin.	178	626	3.5	25	4
32)	*Perine, Was.	175	603	3.4	30	1
33)	Allen, Bal.	153	591	3.9	37	4
34)	Wilson, Sea. (QB)	95	586	6.2	31	3
35)	McKinnon, Min.	150	570	3.8	58t	3
36)	*Williams, G.B.	153	556	3.6	25	4
37)	Abdullah, Det.	165	552	3.3	34	4
38)	Morris, Dal.	115	547	4.8	70	1
39)	A. Peterson, N.O.-Ariz	156	529	3.4	27t	2
40)	*Gallman, NY-G	111	476	4.3	24	0
41)	*Breida, S.F.	105	465	4.4	33t	2
42)	Bernard, Cin.	105	458	4.4	25	2
43)	*A. Jones, G.B.	81	448	5.5	46t	4
44)	*McCaffrey, Car.	117	435	3.7	40	2
45)	Taylor, Buf. (QB)	84	427	5.1	32	4
46)	K. Williams, Ariz	120	426	3.6	25	1
47)	Barber, T.B.	108	423	3.9	34	3
48)	*Kizer, Cle. (QB)	77	419	5.4	20	5
49)	Martin, T.B.	138	406	2.9	27	3
50)	Gillislee, N.E.	104	383	3.7	16	5

NFL / THIRD-AND-ONE RUSHING LEADERS

Rank	Player, Team	Att	FD	Pct
1t)	Freeman, Atl.	12	12	100.0
1t)	Turbin, Ind.	7	7	100.0
1t)	Murray, Min.	6	6	100.0
1t)	Wentz, Phi.	6	6	100.0
1t)	Allen, Bal.	5	5	100.0
1t)	D. Johnson, Cle.	5	5	100.0
1t)	*Kizer, Cle.	5	5	100.0
1t)	Barber, T.B.	4	4	100.0
1t)	Palmer, Ariz	4	4	100.0
10)	Newton, Car.	10	9	90.0
11t)	E. Elliott, Dal.	9	8	88.9
11t)	*K. Hunt, K.C.	9	8	88.9
13)	Stewart, Car.	8	7	87.5
14)	Ingram, N.O.	7	6	85.7
15t)	Brady, N.E.	6	5	83.3
15t)	Ivory, Jac.	6	5	83.3
15t)	A. Smith, K.C.	6	5	83.3
18)	Lynch, Oak.	11	9	81.8
19t)	Gore, Ind.	10	8	80.0
19t)	McCoy, Buf.	10	8	80.0
19t)	Crowell, Cle.	5	4	80.0
22)	*Williams, G.B.	9	7	77.8
23t)	Darkwa, NY-G	10	7	70.0
23t)	Howard, Chi.	10	7	70.0
25t)	Henry, Ten.	12	8	66.7
25t)	Ajayi, Mia.-Phi.	6	4	66.7
25t)	Blount, Phi.	6	4	66.7
25t)	*Foreman, Hou.	6	4	66.7
29)	Bell, Pit.	8	5	62.5
30t)	T. Coleman, Atl.	7	4	57.1
30t)	*Fournette, Jac.	7	4	57.1
32)	Hyde, S.F.	11	6	54.5
33)	Gordon, LA-C	15	8	53.3
34)	Gurley, LA-R	14	6	42.9

**NFL / LEADERS IN RECEPTIONS**

Rank	Player, Team	Rec	Yards	Avg	Long	TD
1)	Landry, Mia.	112	987	8.8	49	9
2)	Fitzgerald, Ariz	109	1156	10.6	37	6
3)	Thomas, N.O.	104	1245	12.0	43	5
4)	Allen, LA-C	102	1393	13.7	51	6
5)	Brown, Pit.	101	1533	15.2	57	9
6)	Hopkins, Hou.	96	1378	14.4	72t	13
7)	Tate, Det.	92	1003	10.9	71t	5
8)	Thielen, Min.	91	1276	14.0	65t	4
9)	Ju. Jones, Atl.	88	1444	16.4	53	3
10)	Bell, Pit. (RB)	85	655	7.7	42	2
11t)	Kelce, K.C. (TE)	83	1038	12.5	44	8
11t)	De. Thomas, Den.	83	949	11.4	40	5
13)	*Kamara, N.O. (RB)	81	826	10.2	40	5
14t)	Doyle, Ind. (TE)	80	690	8.6	26	4
14t)	*McCaffrey, Car. (RB)	80	651	8.1	37	5
16t)	Hill, K.C.	75	1183	15.8	79t	7
16t)	Green, Cin.	75	1078	14.4	77t	8
16t)	Baldwin, Sea.	75	991	13.2	54	8
19t)	D. Adams, G.B.	74	885	12.0	55t	10
19t)	Ertz, Phi. (TE)	74	824	11.1	53	8
19t)	Walker, Ten. (TE)	74	807	10.9	42	3
19t)	D. Johnson, Cle. (RB)	74	693	9.4	41t	3
23)	M. Evans, T.B.	71	1001	14.1	42t	5
24t)	Gronkowski, N.E. (TE)	69	1084	15.7	53t	8
24t)	Bryant, Dal.	69	838	12.1	50t	6
26)	Sanu, Atl.	67	703	10.5	25	5
27t)	Crowder, Was.	66	789	12.0	41	3
27t)	Cobb, G.B.	66	653	9.9	46	4
29t)	Cooks, N.E.	65	1082	16.6	64t	7
29t)	Kearse, NY-J	65	810	12.5	51	5
31t)	Diggs, Min.	64	849	13.3	59t	8
31t)	Gurley, LA-R (RB)	64	788	12.3	80t	6
31t)	*Engram, NY-G (TE)	64	722	11.3	35	6
34t)	Anderson, NY-J	63	941	14.9	69t	7
34t)	Funchess, Car.	63	840	13.3	44	8
34t)	Witten, Dal. (TE)	63	560	8.9	28t	5
37t)	*Kupp, LA-R	62	869	14.0	64	5
37t)	Agholor, Phi.	62	768	12.4	72t	8
39t)	M. Jones, Det.	61	1101	18.0	58	9
39t)	Amendola, N.E.	61	659	10.8	27	2
39t)	Humphries, T.B.	61	631	10.3	43	1
39t)	Watson, Bal. (TE)	61	522	8.6	33t	4
43t)	Shepard, NY-G	59	731	12.4	77t	2
43t)	Wright, Chi.	59	614	10.4	22	1
43t)	McCoy, Buf. (RB)	59	448	7.6	39	2
43t)	Hyde, S.F. (RB)	59	350	5.9	18	0
47t)	*Smith-Schuster, Pit.	58	917	15.8	97t	7
47t)	Stills, Mia.	58	847	14.6	61t	6
47t)	Crabtree, Oak.	58	618	10.7	41t	8
47t)	Gordon, LA-C (RB)	58	476	8.2	49	4
47t)	Ingram, N.O. (RB)	58	416	7.2	54	0

**NFL / RECEIVING YARDAGE LEADERS**

Rank	Player, Team	Yards	Rec	Avg	Long	TD
1)	Brown, Pit.	1533	101	15.2	57	9
2)	Ju. Jones, Atl.	1444	88	16.4	53	3
3)	Allen, LA-C	1393	102	13.7	51	6
4)	Hopkins, Hou.	1378	96	14.4	72t	13
5)	Thielen, Min.	1276	91	14.0	65t	4
6)	Thomas, N.O.	1245	104	12.0	43	5
7)	Hill, K.C.	1183	75	15.8	79t	7
8)	Fitzgerald, Ariz	1156	109	10.6	37	6
9)	M. Jones, Det.	1101	61	18.0	58	9
10)	Gronkowski, N.E. (TE)	1084	69	15.7	53t	8
11)	Cooks, N.E.	1082	65	16.6	64t	7
12)	Green, Cin.	1078	75	14.4	77t	8
13)	Kelce, K.C. (TE)	1038	83	12.5	44	8
14)	Tate, Det.	1003	92	10.9	71t	5
15)	M. Evans, T.B.	1001	71	14.1	42t	5
16)	Baldwin, Sea.	991	75	13.2	54	8
17)	Landry, Mia.	987	112	8.8	49	9
18)	Hilton, Ind.	966	57	16.9	80t	4
19)	Goodwin, S.F.	962	56	17.2	83t	2
20)	De. Thomas, Den.	949	83	11.4	40	5
21)	Anderson, NY-J	941	63	14.9	69t	7
22)	*Smith-Schuster, Pit.	917	58	15.8	97t	7
23)	D. Adams, G.B.	885	74	12.0	55t	10
24)	*Kupp, LA-R	869	62	14.0	64	5
25)	Diggs, Min.	849	64	13.3	59t	8
26)	Stills, Mia.	847	58	14.6	61t	6
27)	Funchess, Car.	840	63	13.3	44	8
28)	Bryant, Dal.	838	69	12.1	50t	6
29)	*Kamara, N.O. (RB)	826	81	10.2	40	5
30)	Ertz, Phi. (TE)	824	74	11.1	53	8
31)	Kearse, NY-J	810	65	12.5	51	5
32)	Walker, Ten. (TE)	807	74	10.9	42	3
33)	Matthews, Ten.	795	53	15.0	75t	4
34t)	Crowder, Was.	789	66	12.0	41	3
34t)	Jeffery, Phi.	789	57	13.8	53t	9
36)	Gurley, LA-R (RB)	788	64	12.3	80t	6
37)	Ginn, N.O.	787	53	14.8	54t	4
38)	Woods, LA-R	781	56	13.9	94t	5
39)	Agholor, Phi.	768	62	12.4	72t	8
40t)	*Cole, Jac.	748	42	17.8	75t	3
40t)	Wallace, Bal.	748	52	14.4	66	4
42)	Shepard, NY-G	731	59	12.4	77t	2
43)	Ty. Williams, LA-C	728	43	16.9	75t	4
44)	*Engram, NY-G (TE)	722	64	11.3	35	6
45t)	P. Richardson, Sea.	703	44	16.0	61t	6
45t)	Sanu, Atl.	703	67	10.5	25	5
47)	Lee, Jac.	702	56	12.5	45	3
48)	D. Johnson, Cle. (RB)	693	74	9.4	41t	3
49)	Benjamin, Car.-Buf.	692	48	14.4	43	3
50)	Doyle, Ind. (TE)	690	80	8.6	26	4

**NFL / THIRD-DOWN RECEIVING LEADERS**

Rank	Player, Team	Rec	Yards	Avg	Long	TD
1)	Allen, LA-C	36	552	15.3	50	2
2)	Thielen, Min.	33	428	13.0	38	0
3)	Fitzgerald, Ariz	30	345	11.5	33	1
4t)	Thomas, N.O.	28	318	11.4	28	2
4t)	Landry, Mia.	28	272	9.7	49	2
6t)	D. Johnson, Cle. (RB)	27	285	10.6	34	0
6t)	*Taylor, S.F.	27	282	10.4	33	2
8)	Tate, Det.	26	352	13.5	45t	2
9)	Brown, Pit.	25	424	17.0	57	1
10t)	Hopkins, Hou.	24	349	14.5	40	3
10t)	De. Thomas, Den.	24	328	13.7	40	1
10t)	Crowder, Was.	24	275	11.5	38	1
13)	*Kupp, LA-R	23	323	14.0	64	4
14t)	Agholor, Phi.	22	385	17.5	72t	3
14t)	Ju. Jones, Atl.	22	334	15.2	51t	1
14t)	Brate, T.B. (TE)	22	265	12.0	28t	3
14t)	Lee, Jac.	22	238	10.8	31	2
14t)	McCoy, Buf. (RB)	22	178	8.1	24	1
19t)	Funchess, Car.	21	294	14.0	44	4
19t)	Woods, LA-R	21	242	11.5	52t	2
19t)	Wright, Chi.	21	226	10.8	18	1
19t)	*Kamara, N.O. (RB)	21	123	5.9	22	1
23t)	Kelce, K.C. (TE)	20	245	12.3	32	2
23t)	*McCaffrey, Car. (RB)	20	245	12.3	21t	1
23t)	White, N.E. (RB)	20	162	8.1	27	1
26t)	Hilton, Ind.	19	362	19.1	80t	2
26t)	*Smith-Schuster, Pit.	19	315	16.6	97t	4
26t)	Baldwin, Sea.	19	246	12.9	47	1
26t)	Jeffery, Phi.	19	238	12.5	20	1
26t)	*Engram, NY-G (TE)	19	225	11.8	28	1
26t)	Sanu, Atl.	19	192	10.1	25	3
32t)	Hill, K.C.	18	313	17.4	64t	1
32t)	Gronkowski, N.E. (TE)	18	305	16.9	53t	3
32t)	Amendola, N.E.	18	217	12.1	27	1
32t)	Diggs, Min.	18	185	10.3	59t	3
32t)	Walker, Ten. (TE)	18	181	10.1	19	0
32t)	Doyle, Ind. (TE)	18	174	9.7	15	1
32t)	McKinnon, Min. (RB)	18	156	8.7	41	0
32t)	Witten, Dal. (TE)	18	129	7.2	13	0
40t)	M. Jones, Det.	17	346	20.4	58	3
40t)	Green, Cin.	17	260	15.3	47	6
40t)	Shepard, NY-G	17	252	14.8	67t	1
40t)	Anderson, NY-J	17	243	14.3	41	1
40t)	Cobb, G.B.	17	204	12.0	38	1
40t)	Humphries, T.B.	17	174	10.2	43	0
40t)	Murray, Ten. (RB)	17	127	7.5	18	1
47t)	Kearse, NY-J	16	282	17.6	51	2
47t)	D. Adams, G.B.	16	255	15.9	55t	4
47t)	Matthews, Ten.	16	236	14.8	25	1
47t)	Bryant, Pit.	16	226	14.1	39	1
47t)	J. Cook, Oak. (TE)	16	207	12.9	35	0
47t)	Sanders, Den.	16	204	12.8	38	0
47t)	Ebron, Det. (TE)	16	195	12.2	33t	4
47t)	Lockett, Sea.	16	180	11.3	41	1
47t)	Ertz, Phi. (TE)	16	175	10.9	23	3
47t)	Bryant, Dal.	16	168	10.5	24	2
47t)	Crabtree, Oak.	16	160	10.0	26t	3
47t)	Gurley, LA-R (RB)	16	149	9.3	28	2
47t)	Nelson, G.B.	16	138	8.6	32t	3
47t)	Yeldon, Jac. (RB)	16	114	7.1	16	0
47t)	Bell, Pit. (RB)	16	105	6.6	23	0

**NFL / LEADING SCORERS, NONKICKERS**

Rank	Player, Team	TD	Rush	Rec	Ret	X2	Pts
1)	Gurley, LA-R (RB)	19	13	6	0	0	114
2)	*Kamara, N.O. (RB)	14	8	5	1	1	86
3)	Hopkins, Hou. (WR)	13	0	13	0	0	78
4t)	Gordon, LA-C (RB)	12	8	4	0	0	72
4t)	Ingram, N.O. (RB)	12	12	0	0	0	72
6t)	Bell, Pit. (RB)	11	9	2	0	0	66
6t)	*K. Hunt, K.C. (RB)	11	8	3	0	0	66
8)	Graham, Sea. (TE)	10	0	10	0	1	62
9t)	D. Adams, G.B. (WR)	10	0	10	0	0	60
9t)	*Fournette, Jac. (RB)	10	9	1	0	0	60
9t)	Jeffery, Phi. (WR)	9	0	9	0	3	60
9t)	D. Lewis, N.E. (RB)	10	6	3	1	0	60
13)	Brown, Pit. (WR)	9	0	9	0	1	56
14t)	Agholor, Phi. (WR)	9	0	8	1	0	54
14t)	E. Elliott, Dal. (RB)	9	7	2	0	0	54
14t)	Howard, Chi. (RB)	9	9	0	0	0	54
14t)	M. Jones, Det. (WR)	9	0	9	0	0	54
14t)	Landry, Mia. (WR)	9	0	9	0	0	54
19)	Crabtree, Oak. (WR)	8	0	8	0	2	52
20t)	Baldwin, Sea. (WR)	8	0	8	0	1	50
20t)	Gronkowski, N.E. (TE)	8	0	8	0	1	50
22t)	Burkhead, N.E. (RB)	8	5	3	0	0	48
22t)	T. Coleman, Atl. (RB)	8	5	3	0	0	48
22t)	Diggs, Min. (WR)	8	0	8	0	0	48
22t)	Ertz, Phi. (TE)	8	0	8	0	0	48
22t)	Freeman, Atl. (RB)	8	7	1	0	0	48
22t)	Funchess, Car. (WR)	8	0	8	0	0	48
22t)	Green, Cin. (WR)	8	0	8	0	0	48
22t)	Hill, K.C. (WR)	8	0	7	1	0	48
22t)	Hyde, S.F. (RB)	8	8	0	0	0	48
22t)	Kelce, K.C. (TE)	8	0	8	0	0	48
22t)	McCoy, Buf. (RB)	8	6	2	0	0	48
22t)	Murray, Min. (RB)	8	8	0	0	0	48
22t)	Rudolph, Min. (TE)	8	0	8	0	0	48
22t)	*Smith-Schuster, Pit. (WR)	8	0	7	1	0	48
22t)	Watkins, LA-R (WR)	8	0	8	0	0	48
37)	Cooks, N.E. (WR)	7	0	7	0	1	44
38t)	Allen, LA-C (WR)	7	0	6	1	0	42
38t)	Anderson, NY-J (WR)	7	0	7	0	0	42
38t)	Cooper, Oak. (WR)	7	0	7	0	0	42
38t)	W. Fuller, Hou. (WR)	7	0	7	0	0	42
38t)	D. Johnson, Cle. (RB)	7	4	3	0	0	42
38t)	Kroft, Cin. (TE)	7	0	7	0	0	42
38t)	Lynch, Oak. (RB)	7	7	0	0	0	42
38t)	*McCaffrey, Car. (RB)	7	2	5	0	0	42
38t)	Murray, Ten. (RB)	7	6	1	0	0	42
38t)	Stewart, Car. (RB)	7	6	1	0	0	42
48t)	*Clement, Phi. (RB)	6	4	2	0	1	38
48t)	Fitzgerald, Ariz (WR)	6	0	6	0	1	38
48t)	Newton, Car. (QB)	6	6	0	0	1	38

**NFL / LEADING SCORERS, KICKERS**

Rank	Player, Team	PAT	FG	Pct	Long	Pts
1)	Zuerlein, LA-R	44/46	38/40	.950	56	158
2)	Gostkowski, N.E.	45/47	37/40	.925	62	156
3)	Gould, S.F.	28/30	39/41	.951	52	145
4t)	Boswell, Pit.	37/39	35/38	.921	53	142
4t)	*Butker, Car.-K.C.	28/28	38/42	.905	53	142
6)	Tucker, Bal.	39/39	34/37	.919	57	141
7)	Lutz, N.O.	47/50	31/36	.861	53	140
8)	Bryant, Atl.	35/35	34/39	.872	57	137
9)	Succop, Ten.	31/33	35/42	.833	52	136
10t)	Forbath, Min.	34/39	32/38	.842	53	130
10t)	Prater, Det.	40/41	30/35	.857	58	130
12)	Gano, Car.	34/37	29/30	.967	48	121
13)	Dawson, Ariz	23/26	32/40	.800	57	119
14)	*Elliott, Cin.-Phi.	39/42	26/31	.839	61	117
15)	Hauschka, Buf.	29/29	29/33	.879	56	116
16)	Vinatieri, Ind.	22/24	29/34	.853	54	109
17)	Catanzaro, NY-J	29/29	25/30	.833	57	104
18)	Walsh, Sea.	37/38	21/29	.724	49	100
19)	McManus, Den.	27/27	24/32	.750	53	99
20)	Fairbairn, Hou.	32/35	20/25	.800	55	92
21)	Parkey, Mia.	26/29	21/23	.913	54	89
22)	Bullock, Cin.	31/33	18/20	.900	51	85
23)	Tavecchio, Oak.	33/34	16/21	.762	53	81
24)	Lambo, Jac.	22/24	19/20	.950	56	79
25t)	Crosby, G.B.	33/35	15/19	.789	50	78
25t)	P. Murray, T.B.	21/22	19/23	.826	50	78
27)	Rosas, NY-G	20/23	18/25	.720	52	74
28)	Bailey, Dal.	26/28	15/20	.750	56	71
29)	*Gonzalez, Cle.	25/26	15/20	.750	54	70
30)	Hopkins, Was.	18/19	14/17	.824	49	60
31)	*Rose, Was.-LA-C	23/26	11/14	.786	55	56
32)	Barth, Chi.	17/17	11/16	.688	54	50
33t)	Myers, Jac.	15/17	11/15	.733	47	48
33t)	Nugent, Dal.-Chi.	15/17	11/13	.846	55	48
35)	Novak, LA-C	17/18	9/13	.692	50	44
36t)	Coons, LA-C	5/ 6	7/ 8	.875	40	26
36t)	Santos, K.C.-Chi.	14/14	4/ 5	.800	39	26
38)	Folk, T.B.	7/ 9	6/11	.545	50	25
39)	*Koo, LA-C	9/ 9	3/ 6	.500	41	18
40t)	*Ficken, LA-R	4/ 5	2/ 3	.667	23	10
40t)	Sturgis, Phi.	1/ 2	3/ 3	1.000	50	10
42)	Heath, Dal.	2/ 3	0/ 0	---	--	2
43t)	Kaser, LA-C	1/ 3	0/ 0	---	--	1
43t)	*Koehn, Cin.	1/ 1	0/ 0	---	--	1

NFL / TOUCHBACKS ON KICKOFFS

Rank	Player, Team	TB
1)	Zuerlein, LA-R	73
2)	Gano, Car.	70
3)	Pinion, S.F.	64
4)	*Butker, Car.-K.C.	61
5)	Lutz, N.O.	58
6)	Tucker, Bal.	55
7t)	Bosher, Atl.	49
7t)	Fairbairn, Hou.	49
9)	Tavecchio, Oak.	48
10)	Succop, Ten.	47
11t)	Boswell, Pit.	46
11t)	*Sanchez, Ind.	46
13t)	Catanzaro, NY-J	45
13t)	McManus, Den.	45
15)	Forbath, Min.	44
16)	*Elliott, Cin.-Phi.	42
17)	Gostkowski, N.E.	40
18)	Walsh, Sea.	39
19)	Hauschka, Buf.	37
20)	Crosby, G.B.	36
21)	Dawson, Ariz	34
22)	*Gonzalez, Cle.	33
23t)	Bailey, Dal.	32
23t)	*Rose, Was.-LA-C	32
25)	Bullock, Cin.	30
26)	Hopkins, Was.	29
27)	Parkey, Mia.	28
28t)	Myers, Jac.	26
28t)	Rosas, NY-G	26
30)	Martin, Det.	25
31)	Lambo, Jac.	22
32)	Nugent, Dal.-Chi.	18
33)	Barth, Chi.	17
34)	Locke, Det.	16
35)	P. Murray, T.B.	14
36)	Folk, T.B.	13
37)	Santos, K.C.-Chi.	12
38)	Novak, LA-C	9
39)	*Koo, LA-C	8
40)	Prater, Det.	6
41)	*Ficken, LA-R	5
42)	Coons, LA-C	4
43t)	Heath, Dal.	2
43t)	Kaser, LA-C	2
43t)	O'Donnell, Chi.	2
43t)	Sturgis, Phi.	2
47t)	Grugier-Hill, Phi.	1
47t)	*Koehn, Cin.	1
47t)	Morstead, N.O.	1



NFL / MOST YARDS FROM SCRIMMAGE

Rank	Player, Team	Yards	Total			Rushing			Receiving		
			Att+Rec	Avg	Yards	Att	Avg	Yards	Rec	Avg	
1)	Gurley, LA-R (RB)	2093	343	6.1	1305	279	4.7	788	64	12.3	
2)	Bell, Pit. (RB)	1946	406	4.8	1291	321	4.0	655	85	7.7	
3)	*K. Hunt, K.C. (RB)	1782	325	5.5	1327	272	4.9	455	53	8.6	
4)	McCoy, Buf. (RB)	1586	346	4.6	1138	287	4.0	448	59	7.6	
5)	Gordon, LA-C (RB)	1581	342	4.6	1105	284	3.9	476	58	8.2	
6)	*Kamara, N.O. (RB)	1554	201	7.7	728	120	6.1	826	81	10.2	
7)	Ingram, N.O. (RB)	1540	288	5.3	1124	230	4.9	416	58	7.2	
8)	Brown, Pit. (WR)	1533	101	15.2	0	0	---	1533	101	15.2	
9)	Ju. Jones, Atl. (WR)	1459	89	16.4	15	1	15.0	1444	88	16.4	
10)	Allen, LA-C (WR)	1402	104	13.5	9	2	4.5	1393	102	13.7	
11)	Hopkins, Hou. (WR)	1378	96	14.4	0	0	---	1378	96	14.4	
12)	*Fournette, Jac. (RB)	1342	304	4.4	1040	268	3.9	302	36	8.4	
13)	Hyde, S.F. (RB)	1288	299	4.3	938	240	3.9	350	59	5.9	
14)	Thielen, Min. (WR)	1287	92	14.0	11	1	11.0	1276	91	14.0	
15)	E. Elliott, Dal. (RB)	1252	268	4.7	983	242	4.1	269	26	10.3	
16)	Howard, Chi. (RB)	1247	299	4.2	1122	276	4.1	125	23	5.4	
17)	Thomas, N.O. (WR)	1245	104	12.0	0	0	---	1245	104	12.0	
18)	Hill, K.C. (WR)	1242	92	13.5	59	17	3.5	1183	75	15.8	
19)	C. Anderson, Den. (RB)	1231	273	4.5	1007	245	4.1	224	28	8.0	
20)	L. Miller, Hou. (RB)	1215	274	4.4	888	238	3.7	327	36	9.1	
21)	Gore, Ind. (RB)	1206	290	4.2	961	261	3.7	245	29	8.4	
22)	Freeman, Atl. (RB)	1182	232	5.1	865	196	4.4	317	36	8.8	
23)	Collins, Bal. (RB)	1160	235	4.9	973	212	4.6	187	23	8.1	
24)	Fitzgerald, Ariz (WR)	1156	109	10.6	0	0	---	1156	109	10.6	
25)	Cooks, N.E. (WR)	1122	74	15.2	40	9	4.4	1082	65	16.6	
26)	D. Lewis, N.E. (RB)	1110	212	5.2	896	180	5.0	214	32	6.7	
27)	M. Jones, Det. (WR)	1101	61	18.0	0	0	---	1101	61	18.0	
28)	*McCaffrey, Car. (RB)	1086	197	5.5	435	117	3.7	651	80	8.1	
29)	Gronkowski, N.E. (TE)	1084	69	15.7	0	0	---	1084	69	15.7	
30)	Green, Cin. (WR)	1078	75	14.4	0	0	---	1078	75	14.4	
31)	Kelce, K.C. (TE)	1045	85	12.3	7	2	3.5	1038	83	12.5	
32)	Lynch, Oak. (RB)	1042	227	4.6	891	207	4.3	151	20	7.6	
33)	D. Johnson, Cle. (RB)	1041	156	6.7	348	82	4.2	693	74	9.4	
34)	Crowell, Cle. (RB)	1035	234	4.4	853	206	4.1	182	28	6.5	
35)	Ajayi, Mia.-Phi. (RB)	1031	232	4.4	873	208	4.2	158	24	6.6	
36)	Tate, Det. (WR)	1025	97	10.6	22	5	4.4	1003	92	10.9	
37)	Goodwin, S.F. (WR)	1006	60	16.8	44	4	11.0	962	56	17.2	
38)	M. Evans, T.B. (WR)	1001	71	14.1	0	0	---	1001	71	14.1	
39)	McKinnon, Min. (RB)	991	201	4.9	570	150	3.8	421	51	8.3	
40)	Baldwin, Sea. (WR)	983	77	12.8	-8	2	-4.0	991	75	13.2	
41)	Landry, Mia. (WR)	980	113	8.7	-7	1	-7.0	987	112	8.8	
42)	Hilton, Ind. (WR)	966	57	16.9	0	0	---	966	57	16.9	
43)	Anderson, NY-J (WR)	950	66	14.4	9	3	3.0	941	63	14.9	
44)	De. Thomas, Den. (WR)	949	83	11.4	0	0	---	949	83	11.4	
45)	Murray, Min. (RB)	945	231	4.1	842	216	3.9	103	15	6.9	
46)	Powell, NY-J (RB)	942	201	4.7	772	178	4.3	170	23	7.4	
47)	T. Coleman, Atl. (RB)	927	183	5.1	628	156	4.0	299	27	11.1	
48)	Murray, Ten. (RB)	925	223	4.1	659	184	3.6	266	39	6.8	
49)	*Smith-Schuster, Pit. (WR)	917	58	15.8	0	0	---	917	58	15.8	
50)	*Mixon, Cin. (RB)	913	208	4.4	626	178	3.5	287	30	9.6	

**NFL / LEADERS IN FIRST DOWNS**

Rank	Player, Team	Rush	Rec	Tot
1)	Bell, Pit. (RB)	74	31	105
2)	Gurley, LA-R (RB)	66	32	98
3)	Gordon, LA-C (RB)	58	22	80
4t)	*K. Hunt, K.C. (RB)	60	18	78
4t)	*Kamara, N.O. (RB)	40	38	78
4t)	McCoy, Buf. (RB)	55	23	78
7)	Allen, LA-C (WR)	0	74	74
8)	Brown, Pit. (WR)	0	71	71
9)	Thomas, N.O. (WR)	0	70	70
10t)	Hopkins, Hou. (WR)	0	69	69
10t)	Ingram, N.O. (RB)	50	19	69
12)	Ju. Jones, Atl. (WR)	1	67	68
13t)	Fitzgerald, Ariz (WR)	0	66	66
13t)	Freeman, Atl. (RB)	48	18	66
15)	Howard, Chi. (RB)	61	4	65
16t)	E. Elliott, Dal. (RB)	55	6	61
16t)	*Fournette, Jac. (RB)	46	15	61
16t)	Hyde, S.F. (RB)	44	17	61
19t)	Landry, Mia. (WR)	0	60	60
19t)	L. Miller, Hou. (RB)	43	17	60
19t)	Thielen, Min. (WR)	1	59	60
22t)	Collins, Bal. (RB)	51	8	59
22t)	D. Lewis, N.E. (RB)	48	11	59
24)	Gore, Ind. (RB)	49	9	58
25t)	Gronkowski, N.E. (TE)	0	57	57
25t)	D. Johnson, Cle. (RB)	26	31	57
25t)	Kelce, K.C. (TE)	2	55	57
25t)	*McCaffrey, Car. (RB)	21	36	57
29t)	M. Evans, T.B. (WR)	0	55	55
29t)	Green, Cin. (WR)	0	55	55
31t)	Allen, Bal. (RB)	38	16	54
31t)	C. Anderson, Den. (RB)	47	7	54
33)	De. Thomas, Den. (WR)	0	53	53
34)	Lynch, Oak. (RB)	44	6	50
35)	Goodwin, S.F. (WR)	3	46	49
36t)	Ajayi, Mia.-Phi. (RB)	39	8	47
36t)	Crowell, Cle. (RB)	38	9	47
38t)	Ertz, Phi. (TE)	0	46	46
38t)	Newton, Car. (QB)	46	0	46
40t)	D. Adams, G.B. (WR)	0	45	45
40t)	Murray, Min. (RB)	42	3	45
40t)	Tate, Det. (WR)	1	44	45
43t)	Baldwin, Sea. (WR)	0	44	44
43t)	Bryant, Dal. (WR)	0	44	44
43t)	Cooks, N.E. (WR)	2	42	44
43t)	Hill, K.C. (WR)	3	41	44
43t)	Jeffery, Phi. (WR)	0	44	44
43t)	M. Jones, Det. (WR)	0	44	44
43t)	*Mixon, Cin. (RB)	35	9	44
43t)	Sanu, Atl. (WR)	3	41	44
43t)	Walker, Ten. (TE)	1	43	44
43t)	*Williams, G.B. (RB)	32	12	44



NFL / LEADING PUNTERS

Rank	Player, Team	No	Yards	Lg	Avg	TB	Blk	Dwn	OB	Opp Ret	In	Net	
										Ret	Yds	20	Avg
1)	Kern, Ten.	75	3728	74	49.7	5	0	5	16	40	286	28	44.6
2)	Lechler, Hou.	92	4507	68	49.0	5	0	8	8	49	608	32	41.3
3)	Kaser, LA-C	74	3558	69	48.1	9	0	7	4	48	319	27	41.3
4)	Hekker, LA-R	65	3113	70	47.9	4	0	8	16	25	152	30	44.3
5)	Colquitt, Cle.	80	3811	67	47.6	2	1	15	5	45	482	24	40.6
6)	King, Oak.	69	3270	65	47.4	6	0	10	6	32	205	28	42.7
7)	Lee, Ariz	88	4159	63	47.3	8	0	13	6	48	506	29	39.7
8)	Morstead, N.O.	60	2822	68	47.0	2	0	9	7	24	249	26	42.2
9)	O'Donnell, Chi.	87	4087	69	47.0	6	0	9	8	49	512	27	39.7
10)	Huber, Cin.	88	4101	63	46.6	3	1	12	7	43	410	32	40.8
11)	Edwards, NY-J	94	4378	70	46.6	4	0	10	8	49	491	33	40.5
12)	Palardy, Car.	71	3269	63	46.0	4	0	10	6	30	176	25	42.4
13)	Way, Was.	83	3794	64	45.7	6	0	7	5	39	435	33	39.0
14)	Dixon, Den.	73	3331	60	45.6	3	2	12	5	30	258	23	40.2
15)	D. Jones, Phi.	67	3033	62	45.3	5	1	16	7	25	171	21	40.6
16)	Colquitt, K.C.	65	2936	77	45.2	5	0	9	5	24	164	29	41.1
17)	Ryan, Sea.	92	4141	74	45.0	6	0	12	10	45	452	29	38.8
18)	Bosher, Atl.	53	2379	62	44.9	2	0	3	4	22	179	19	40.8
19)	Koch, Bal.	84	3765	67	44.8	3	1	13	16	34	277	40	40.3
20)	*Sanchez, Ind.	84	3764	61	44.8	3	1	19	16	19	80	28	42.6
21)	Schmidt, Buf.	79	3529	60	44.7	6	0	9	10	38	210	28	40.5
22)	*Haack, Mia.	83	3695	64	44.5	5	0	17	6	35	220	30	40.7
23)	*Vogel, G.B.	71	3155	62	44.4	2	0	8	8	29	164	19	41.6
24)	Wing, NY-G	95	4189	69	44.1	9	2	16	7	43	448	19	36.7
25)	Nortman, Jac.	87	3835	65	44.1	9	1	8	15	30	228	29	38.9
26)	C. Jones, Dal.	66	2908	62	44.1	5	0	14	9	18	75	34	41.4
27)	Anger, T.B.	65	2857	62	44.0	5	1	7	5	27	153	24	39.5
28)	Pinion, S.F.	75	3255	59	43.4	1	0	10	8	33	138	31	41.3
29)	Martin, Det.	41	1779	64	43.4	6	0	4	5	14	116	13	37.6
30)	R. Allen, N.E.	58	2515	60	43.4	3	0	13	5	23	105	24	40.5
31)	Berry, Pit.	64	2763	62	43.2	2	0	6	9	23	177	26	39.8
32)	Quigley, Min.	71	2994	56	42.2	0	0	7	7	24	213	29	39.2

NFL / LEADING PUNTERS, NET AVERAGE

Rank	Player, Team	No	Yards	Lg	Avg	TB	Blk	Dwn	OB	Opp Ret	In	Net	
										Ret	Yds	20	Avg
1)	Kern, Ten.	75	3728	74	49.7	5	0	5	16	40	286	28	44.6
2)	Hekker, LA-R	65	3113	70	47.9	4	0	8	16	25	152	30	44.3
3)	King, Oak.	69	3270	65	47.4	6	0	10	6	32	205	28	42.7
4)	*Sanchez, Ind.	84	3764	61	44.8	3	1	19	16	19	80	28	42.6
5)	Palardy, Car.	71	3269	63	46.0	4	0	10	6	30	176	25	42.4
6)	Morstead, N.O.	60	2822	68	47.0	2	0	9	7	24	249	26	42.2
7)	*Vogel, G.B.	71	3155	62	44.4	2	0	8	8	29	164	19	41.6
8)	C. Jones, Dal.	66	2908	62	44.1	5	0	14	9	18	75	34	41.4
9)	Kaser, LA-C	74	3558	69	48.1	9	0	7	4	48	319	27	41.3
10)	Lechler, Hou.	92	4507	68	49.0	5	0	8	8	49	608	32	41.3
11)	Pinion, S.F.	75	3255	59	43.4	1	0	10	8	33	138	31	41.3
12)	Colquitt, K.C.	65	2936	77	45.2	5	0	9	5	24	164	29	41.1
13)	Huber, Cin.	88	4101	63	46.6	3	1	12	7	43	410	32	40.8
14)	Bosher, Atl.	53	2379	62	44.9	2	0	3	4	22	179	19	40.8
15)	*Haack, Mia.	83	3695	64	44.5	5	0	17	6	35	220	30	40.7
16)	D. Jones, Phi.	67	3033	62	45.3	5	1	16	7	25	171	21	40.6
17)	Colquitt, Cle.	80	3811	67	47.6	2	1	15	5	45	482	24	40.6
18)	R. Allen, N.E.	58	2515	60	43.4	3	0	13	5	23	105	24	40.5
19)	Edwards, NY-J	94	4378	70	46.6	4	0	10	8	49	491	33	40.5
20)	Schmidt, Buf.	79	3529	60	44.7	6	0	9	10	38	210	28	40.5
21)	Koch, Bal.	84	3765	67	44.8	3	1	13	16	34	277	40	40.3
22)	Dixon, Den.	73	3331	60	45.6	3	2	12	5	30	258	23	40.2
23)	Berry, Pit.	64	2763	62	43.2	2	0	6	9	23	177	26	39.8
24)	O'Donnell, Chi.	87	4087	69	47.0	6	0	9	8	49	512	27	39.7
25)	Lee, Ariz	88	4159	63	47.3	8	0	13	6	48	506	29	39.7
26)	Anger, T.B.	65	2857	62	44.0	5	1	7	5	27	153	24	39.5
27)	Quigley, Min.	71	2994	56	42.2	0	0	7	7	24	213	29	39.2
28)	Way, Was.	83	3794	64	45.7	6	0	7	5	39	435	33	39.0
29)	Nortman, Jac.	87	3835	65	44.1	9	1	8	15	30	228	29	38.9
30)	Ryan, Sea.	92	4141	74	45.0	6	0	12	10	45	452	29	38.8
31)	Martin, Det.	41	1779	64	43.4	6	0	4	5	14	116	13	37.6
32)	Wing, NY-G	95	4189	69	44.1	9	2	16	7	43	448	19	36.7

**NFL / PUNT RETURN LEADERS**

Rank	Player, Team	Ret	FC	Yards	Avg	Long	TD
1)	*Agnew, Det.	29	16	447	15.4	88t	2
2)	Cooper, LA-R	32	8	399	12.5	53	0
3)	Davis, G.B.	24	22	289	12.0	65	0
4)	Campanaro, Bal.	27	18	291	10.8	77t	1
5)	Mickens, Jac.	27	19	287	10.6	72	1
6)	Tate, Buf.	20	6	193	9.7	40	0
7)	Sherels, Min.	39	24	372	9.5	46	0
8)	Benjamin, LA-C	27	25	257	9.5	65t	1
9)	*Cohen, Chi.	29	15	272	9.4	61t	1
10)	*Taylor, S.F.	30	16	281	9.4	39	0
11)	Barner, Phi.	27	15	240	8.9	76	0
12)	*Switzer, Dal.	29	10	256	8.8	83t	1
13)	*McKenzie, Den.	21	7	183	8.7	44	0
14)	Amendola, N.E.	27	18	231	8.6	40	0
15)	*Jackson, Ten.	34	9	290	8.5	46	0
16)	Hill, K.C.	25	9	204	8.2	82t	1
17)	Grant, Mia.	25	11	190	7.6	27	0
18)	Roberts, Atl.	27	21	201	7.4	27	0
19)	*McCaffrey, Car.	22	9	162	7.4	25	0
20)	Erickson, Cin.	39	19	278	7.1	29	0
21)	Lockett, Sea.	36	21	237	6.6	27	0
22)	K. Williams, Ariz	21	20	137	6.5	20	0
23)	Crowder, Was.	27	21	171	6.3	29	0
24)	*Peppers, Cle.	30	15	180	6.0	25	0
25)	Richard, Oak.	26	13	155	6.0	19	0

NFL / KICKOFF RETURN LEADERS

Rank	Player, Team	Ret	Yards	Avg	Long	TD
1)	Cooper, LA-R	34	932	27.4	103t	1
2)	Lockett, Sea.	37	949	25.6	99t	1
3)	*Switzer, Dal.	24	600	25.0	61	0
4)	D. Lewis, N.E.	23	570	24.8	103t	1
5)	A. Hunt, K.C.	25	611	24.4	42	0
6)	*Jackson, Ten.	25	578	23.1	57	0
7)	Grant, Mia.	21	479	22.8	31	0
8)	Davis, G.B.	31	707	22.8	34	0
9)	Roberts, Atl.	38	860	22.6	61	0
10)	*Cohen, Chi.	26	583	22.4	46	0
11)	Erickson, Cin.	32	663	20.7	41	0
12)	Tate, Buf.	28	548	19.6	29	0

NFL / LEADERS IN INTERCEPTIONS

Rank	Player, Team	Int	Yards	Avg	Long	TD
1t)	Byard, Ten.	8	130	16.3	33	0
1t)	Slay, Det.	8	73	9.1	37	0
3t)	Weddle, Bal.	6	85	14.2	45t	1
3t)	Bouye, Jac.	6	70	11.7	51	0
5t)	Peters, K.C.	5	137	27.4	62	0
5t)	*Lattimore, N.O.	5	85	17.0	33	1
5t)	Hyde, Buf.	5	64	12.8	37	0
5t)	Bethea, Ariz	5	51	10.2	21	0
5t)	Boston, LA-C	5	49	9.8	25	0
5t)	Smith, Min.	5	42	8.4	19	0
5t)	Poyer, Buf.	5	33	6.6	19t	1
12t)	*White, Buf.	4	86	21.5	63	0
12t)	Gipson, Jac.	4	83	20.8	67	0
12t)	X. Howard, Mia.	4	71	17.8	30t	1
12t)	Carr, Bal.	4	57	14.3	33	0
12t)	Church, Jac.	4	51	12.8	51t	1
12t)	Mitchell, K.C.	4	40	10.0	40	0
12t)	Robinson, Phi.	4	36	9.0	19	0
12t)	Randall, G.B.	4	35	8.8	21t	1
12t)	Ramsey, Jac.	4	34	8.5	18	0
12t)	Swearinger, Was.	4	32	8.0	31	0
12t)	Harmon, N.E.	4	12	3.0	12	0
12t)	*M. Williams, N.O.	4	12	3.0	12	0
12t)	Hayward, LA-C	4	7	1.8	7	0
12t)	Fuller, Was.	4	4	1.0	3	0

NFL / LEADERS IN SACKS

Rank	Player, Team	Sacks
1)	Jones, Ariz (LB)	17.0
2t)	Campbell, Jac. (DE)	14.5
2t)	Lawrence, Dal. (DE)	14.5
4t)	Griffen, Min. (DE)	13.0
4t)	Jordan, N.O. (DE)	13.0
4t)	Kerrigan, Was. (LB)	13.0
7)	Bosa, LA-C (DE)	12.5
8t)	Ansah, Det. (DE)	12.0
8t)	Heyward, Pit. (DE)	12.0
8t)	Ngakoue, Jac. (DE)	12.0
11t)	Addison, Car. (DE)	11.0
11t)	Donald, LA-R (DE)	11.0
11t)	Peppers, Car. (DE)	11.0
11t)	Suggs, Bal. (LB)	11.0
15t)	Ingram, LA-C (LB)	10.5
15t)	Mack, Oak. (DE)	10.5
15t)	Wake, Mia. (DE)	10.5
18)	Miller, Den. (LB)	10.0
19t)	Clayborn, Atl. (DE)	9.5
19t)	Clowney, Hou. (LB)	9.5
19t)	B. Graham, Phi. (DE)	9.5
19t)	Houston, K.C. (LB)	9.5
23t)	Atkins, Cin. (DT)	9.0
23t)	Clark, Sea. (DE)	9.0
25t)	Bennett, Sea. (DE)	8.5
25t)	Hicks, Chi. (DE)	8.5
25t)	*Lawson, Cin. (DE)	8.5
25t)	Pierre-Paul, NY-G (DE)	8.5
25t)	Quinn, LA-R (LB)	8.5
30t)	Fowler, Jac. (DE)	8.0
30t)	Irvin, Oak. (LB)	8.0
30t)	Jackson, Jac. (DT)	8.0
30t)	Judon, Bal. (LB)	8.0
30t)	Smith, Was. (LB)	8.0
30t)	Williams, Pit. (LB)	8.0
36t)	Dunlap, Cin. (DE)	7.5
36t)	Matthews, G.B. (LB)	7.5
36t)	Morgan, Ten. (LB)	7.5
36t)	Short, Car. (DT)	7.5
40t)	*Garrett, Cle. (DE)	7.0
40t)	Hunter, Min. (DE)	7.0
40t)	Irving, Dal. (DT)	7.0
40t)	Orakpo, Ten. (LB)	7.0
40t)	Perry, G.B. (LB)	7.0
40t)	*Watt, Pit. (LB)	7.0
46t)	Dumervil, S.F. (DE)	6.5
46t)	T. Flowers, N.E. (DE)	6.5
46t)	Jones, K.C. (DE)	6.5
46t)	Vernon, NY-G (DE)	6.5
46t)	Zettel, Det. (DE)	6.5

**NFL / FUMBLE RECOVERIES**

Rank	Player, Team	TotRec	OffRec	DefRec
1)	Winston, T.B.	7	7	0
2t)	Cutler, Mia.	6	6	0
2t)	McCown, NY-J	6	6	0
2t)	*Trubisky, Chi.	6	6	0
2t)	Wilson, Sea.	6	6	0
6t)	Brissett, Ind.	5	5	0
6t)	David, T.B.	5	0	5
6t)	Manning, NY-G	5	5	0
6t)	Rivers, LA-C	5	5	0
10t)	Cousins, Was.	4	4	0
10t)	Erickson, Cin.	4	4	0
10t)	Flacco, Bal.	4	4	0
10t)	Raymond, NY-J-NY-G	4	4	0
10t)	Wentz, Phi.	4	4	0
10t)	Whitehead, Det.	4	0	4

NFL / OFFENSIVE FUMBLE RECOVERIES

Rank	Player, Team	Ret	Yards	Avg	Long	TD
1)	Winston, T.B.	7	0	0.0	0	0
2t)	Cutler, Mia.	6	0	0.0	0	0
2t)	McCown, NY-J	6	0	0.0	0	0
2t)	*Trubisky, Chi.	6	0	0.0	0	0
2t)	Wilson, Sea.	6	0	0.0	0	0
6t)	Brissett, Ind.	5	0	0.0	0	0
6t)	Manning, NY-G	5	0	0.0	0	0
6t)	Rivers, LA-C	5	0	0.0	0	0
9t)	Cousins, Was.	4	0	0.0	0	0
9t)	Erickson, Cin.	4	0	0.0	0	0
9t)	Flacco, Bal.	4	0	0.0	0	0
9t)	Raymond, NY-J-NY-G	4	0	0.0	0	0
9t)	Wentz, Phi.	4	0	0.0	0	0
14t)	*Agnew, Det.	3	0	0.0	0	0
14t)	Barner, Phi.	3	0	0.0	0	0
14t)	Bortles, Jac.	3	0	0.0	0	0
14t)	Brees, N.O.	3	0	0.0	0	0
14t)	Foles, Phi.	3	0	0.0	0	0
14t)	Gabbert, Ariz	3	0	0.0	0	0
14t)	Glennon, Chi.	3	0	0.0	0	0
14t)	Havenstein, LA-R	3	0	0.0	0	0
14t)	D. Johnson, Cle.	3	0	0.0	0	0
14t)	Jones, Pit.	3	0	0.0	0	0
14t)	*McKenzie, Den.	3	0	0.0	0	0
14t)	Newton, Car.	3	0	0.0	0	0
14t)	Richard, Oak.	3	0	0.0	0	0
14t)	A. Smith, K.C.	3	0	0.0	0	0
14t)	Yates, Buf.-Hou.	3	0	0.0	0	0

NFL / DEFENSIVE FUMBLE RECOVERIES

Rank	Player, Team	Ret	Yards	Avg	Long	TD
1)	David, T.B.	5	21	4.2	21t	1
2)	Whitehead, Det.	4	9	2.3	5	0
3t)	*Jackson, Chi.	3	75	25.0	75t	1
3t)	Jones, Mia.	3	52	17.3	38t	2
3t)	Mosley, Bal.	3	18	6.0	18	0
3t)	Mingo, Ind.	3	0	0.0	0	0
7t)	41 tied at 2; including:					
7t)	Pierce, Bal.	2	0	0.0	0	0



Team/Offense Rank (Within League)

	BAL	BUF	CIN	CLE	DEN	HOU	IND	JAX	KC	LAC	MIA	NE	NYJ	OAK	PIT	TEN	ARI	ATL	CAR	CHI	DAL	DET	GB	LAR	MIN	NO	NYG	PHI	SF	SEA	TB	WAS	
	27	29	32	24	17t	20	31	6	5	4	25	1	28	17t	3	23	TYDs/G	22	8	19	30	14	13	26	10	11	2	21	7	12	15	9	16
	31	29	27	24	28	20	32	12	2	4	22	5	21	11	7	18	TYDs/P	30	3	19	23	15	9	25	6	13	1	26	10	16	17	8	14
	11	6	31	18	12	14	22	1	9	24	29	10	19	25	20	15	RYDs/G	30	13	4	16	2	32	17	8	7	5	26	3	21	23	27	28
	19	14	29	6	18	16	28	9	1	26	24	12	20	13	25	15	RshAvg	31	8	10	11	3	32	5	7	23	2	22	4	17	21	27	30
	29	31	27	22	20	21	30	17	7	1	18	2	24	16	3	23	PSYd/G	15	8	28	32	26	6	25	10	11	5	19	13	9	14	4	12
	32	27	21	30	28	22	29	11	6	2	24	5	20	13	4	17	PasAvg	23	3	19	25	18	8	31	7	9	1	26	14	16	15	10	12
	13	10	16t	32	31	28	7	19	3	8	30	2	16t	21	23	29	%HdInt	25	12	26	22	24	9	27	1	5	4	14	6	20	11	15	18
	7	30	22	26	28	31	32	6	16	1	10	12	29	4	3	18	Sac/PP	25	5	17	23	14	24	27	9	8	2	11	13	19	21	15	20
	15t	26t	30t	22t	20	14	30t	7t	10	5	25	1	29	24	3	22t	1D/Gm	17	9	12	30t	13	21	18	15t	6	7t	28	4	11	19	2	26t
	27	6	29	28	15	22	18	20	14	12	32	10	23	11	2	25	3D Eff	24	1	7	26	5	17	13	9	3	19	30	8	16	21	4	31
	4	31	20t	11	25	12t	15	2	28	16t	29	5	8	26	24	12t	4D Eff	19	27	16t	22	10	32	9	20t	30	1	23	3	18	7	12t	6
	5	12	14	29	15	17	28	7	26	9	21	18	32	30	23	16	PR Avg	22	20	19	3	13	1	2	4	8	25	31	11	10	24	6	27
	1	24	26	8	7	21	18	14	9	30	20	12	23	16	29	13	KR Avg	22	11	10	19	3	32	15	2	4	6	28	27	31	5	17	25
	21	17	11	9	23	2	22	26	14	3	19	28	10	5	31	1	GPntAV	6	16	12	8	24	25	20	4	32	7	30	18	27	15	29	13
	20	19	13	21	22	10	4	30	12	9	15	17	18	3	23	1	NPntAV	25	14	5	24	8	27	7	2	28	6	32	16	11	31	26	29
	9	22	26	32	27	17	30	5	6	13	28	2	24	23	8	19	Pts/Gm	25	15	12	29	14	7	21	1	10	4	31	3	20	11	18	16
	6	10	9	26t	26t	21t	16t	13t	8	32	7	4	19t	24	5	19t	FG%	21t	11	1	29	25	13t	23	3	18	12	31	16t	2	30	28	13t

Opponent/Defense Rank (Within League)

	BAL	BUF	CIN	CLE	DEN	HOU	IND	JAX	KC	LAC	MIA	NE	NYJ	OAK	PIT	TEN	ARI	ATL	CAR	CHI	DAL	DET	GB	LAR	MIN	NO	NYG	PHI	SF	SEA	TB	WAS	
	12	26	18	14	3	20	30	2	28	15	16	29	25	23	5	13	TYDs/G	6	9	7	10	8	27	22	19	1	17	31	4	24	11	32	21
	7	20	6	12	3	29	30	1	26	15	23	31	21	27	14	8	TYDs/P	4	13	17	11	10	24	25	18	2	22	28	9	16	5	32	19
	15	29	30	7	5	13	26	21	25	31	14	20	24	12	10	4	RYDs/G	6	9	3	11	8	18	17	28	2	16	27	1	22	19	23	32
	16	25	22	2	1	10	9	26	23	32	17	31	15	13	27	4	RshAvg	3	19	11	12	18	21	8	30	5	28	20	6	7	14	24	29
	10	20	8	19	4	24	28	1	29	3	16	30	21	26	5	25	PSYd/G	14	12	18	7	11	27	23	13	2	15	31	17	22	6	32	9
	4	19	5	26	18	30	32	1	25	3	23	20	21	28	11	13	PasAvg	12	10	17	14	8	22	29	9	2	16	27	7	24	6	31	15
	2	9	24	31	20	17	21	29	2	27	5	25	12	28	24	1	Sac/PP	19	14	3	6	16	23	10	4	18	8	30	22	26	15	32	7
	11	31	9	20	17	21	29	2	27	5	25	12	28	24	1	13	1D/Gm	8	21t	6t	10	16	31	28	11	2	15	17	5	29	19	26	14
	9	30	24t	18	3	12	23	1	32	6t	20	24t	27	13	4	21t	3D Eff	6	16	13	20	29	15	28	14	1	27	22	3	30	17	32	9
	10	18	25	24	2	5	31	4	23	19	11	21	12	26	7	8	4D Eff	14	29	10	23	6	22	31	12	8t	4	1t	32	17	1t	25t	
	11	24	18	19t	8t	27t	19t	16	21	5	3	13	15	30	7	27t	PR Avg	14	29	10	23	6	22	31	12	26t	27	14	2	25	7	31	
	20	5	23	30	21	32	3	16	13	12	10	4	24	11	18	15	KR Avg	29	19	8	28	1	17	6	9	22	26	27	14	2	25	7	31
	1	20	26	28	23	11	4	13	5	31	6	3	8	7	15	27	GPntAV	21	32	16	19	18	12	22	24	25	29	14	17	9	10	30	2
	9	3	15	8	25	31	19	20	1	18	23	12	22	5	14	32	NPntAV	28	27	24	30	13	16	2	7	17	10	21	11	29	6	26	4
	11	4	6	10	20	32	27	13	3	18	22	9	29	23	28	31	NPntAV	30	25	24	21	8	1	5	2	12	16	26	7	15	14	19	17
	6	18	16	31	22t	32	30	2	15	3	29	5	22t	20	7	17	Pts/Gm	19	8	11	9	13t	21	26	12	1	10	27t	4	25	13t	22t	27t
	14t	30	21	19	24	32	12	31	9	17	6	2	3	16	11	27	FG%	25	14t	18	28	4	8	29	1	26	13	7	5	22t	22t	20	10