



2015 SEASON REVIEW / 2016 INFORMATION
BALTIMORE RAVENS

RAVENS WINNING WAYS

SUPER BOWL SEASONS



**LB Ray Lewis - 2000
Super Bowl XXXV MVP**

In a magnificent effort showcasing thrilling performances by their defense, offense and special teams units, the Baltimore Ravens won Super Bowl XXXV with a 34-7 victory over the New York Giants. Allowing the Giants a meager 152 total net yards, New York's attack crossed midfield just twice, while Baltimore's "D" posted 4 INTs. LB Ray Lewis was named the game's MVP, capping an accolade-filled season in which he was also tabbed the NFL's Defensive Player of the Year.



**QB Joe Flacco - 2012
Super Bowl XLVII MVP**

Baltimore defeated San Francisco, 34-31, in Super Bowl XLVII, capturing the franchise's second World Championship. After an amazing first-half performance, the Ravens took a commanding 28-6 lead. But following a bizarre, 34-minute power outage that halted play, the 49ers stormed back into contention. Clinging to a 34-29 edge late in the game, the Ravens stood firm on a pivotal goal-line stand, jamming SF on four-straight plays inside the 7-yard line. QB Joe Flacco was named the game's MVP.

BEST POSTSEASON MARK

PLAYOFF WINNING PERCENTAGE / SINCE 1970 MERGER

| Rk. | Team | Record | Pct. |
|-----|---------------------------|-------------|-------------|
| 1. | Baltimore Ravens** | 15-8 | .652 |
| 2. | New York Giants**** | 20-11 | .645 |
| 3. | San Francisco 49ers***** | 30-19 | .612 |
| 4. | New England Patriots**** | 28-18 | .609 |
| 5. | Pittsburgh Steelers***** | 34-22 | .607 |

* Number of Super Bowl Titles

JOHN HARBAUGH ERA

(SINCE 2008)

PLAYOFF BERTHS

- Green Bay Packers 7
- New England Patriots . . . 7
- 3. Baltimore Ravens 6**
- Cincinnati Bengals 6
- Indianapolis Colts 6

TOTAL WINS

- New England Patriots . . 104
- Green Bay Packers 90
- Pittsburgh Steelers 88
- 4. Baltimore Ravens 87**
- Denver, Indianapolis . . . 84

PLAYOFF WINS

- 1. Baltimore Ravens 10**
- New England Patriots . . . 8
- Seattle Seahawks 8
- Green Bay Packers 7
- Denver, Pittsburgh 6

PLAYOFF GAMES

- 1. Baltimore Ravens 15**
- New England Patriots . . 14
- Green Bay Packers 13
- Seattle Seahawks 12
- Indianapolis Colts 11

AFC TITLE GAMES

- New England Patriots . . . 5
- 2. Baltimore Ravens 3**
- Denver Broncos 2
- Indianapolis Colts 2
- NY Jets, Pittsburgh 2

PLAYOFF ROAD WINS

- 1. Baltimore Ravens 7**
- Green Bay Packers 4
- New York Jets 4
- San Francisco 49ers 3
- NYG, Phi., Sea. 2

REG. SEASON WINS

- New England Patriots . . . 96
- Green Bay Packers 83
- Pittsburgh Steelers 82
- Indianapolis Colts 79
- Denver Broncos 78
- 6. Baltimore/New Orleans . . 77**

REG. SEASON HOME WINS

- New England Patriots . . 56
- Green Bay Packers 49
- 3. Baltimore Ravens 48**
- Pittsburgh Steelers 46
- Indianapolis Colts 44
- New Orleans Saints . . . 44

SUPER BOWL SUCCESS

The Baltimore Ravens are one of four franchises (New England, NY Giants and Pittsburgh) to win multiple Super Bowls since 2000.

NFL'S WINNINGEST FRANCHISES SINCE 2000

TOTAL WINS

- New England Patriots . . 209
- Indianapolis Colts 180
- Pittsburgh Steelers 177
- Green Bay Packers 171
- 5. Baltimore Ravens 164**
- Denver, Philadelphia . . 162

SUPER BOWL BERTHS

- New England Patriots . . . 6
- New York Giants 3
- Pittsburgh Steelers 3
- Seattle Seahawks 3
- 5. Baltimore Ravens 2**
- Car., Den., Ind. 2

SUPER BOWL TITLES

- New England Patriots . . . 4
- 2. Baltimore Ravens 2**
- New York Giants 2
- Pittsburgh Steelers 2
- Den., GB, Ind., 1
- NO, Sea., TB 1

CONF. TITLE GAMES

- New England Patriots . . 10
- Philadelphia Eagles 5
- Pittsburgh Steelers 5
- 4. Baltimore Ravens 4**
- Indianapolis Colts 4
- Car., Den., GB, NYG, Sea., SF . . 3

WINNING SEASONS

- New England Patriots . . 15
- Green Bay Packers 13
- Indianapolis Colts 13
- Pittsburgh Steelers 12
- 5. Baltimore/Philadelphia . . 11**

PLAYOFF BERTHS

- Indianapolis Colts 13
- New England Patriots . . 13
- Green Bay Packers 12
- 4. Baltimore Ravens 10**
- Phi., Pit., Sea. 10

PLAYOFF GAMES

- New England Patriots . . 31
- Indianapolis Colts 24
- 3. Baltimore Ravens 23**
- GB, Pit., Sea. 21
- Philadelphia Eagles 20

PLAYOFF WINS

- New England Patriots . . 22
- 2. Baltimore Ravens 15**
- Pittsburgh Steelers 13
- Indianapolis Colts 12
- Seattle Seahawks 12

BALTIMORE RAVENS



TEAM INFORMATION

UNDER ARMOUR PERFORMANCE CENTER

1 WINNING DRIVE | OWINGS MILLS, MD 21117

SUPER BOWL XXXV CHAMPIONS (2000)

BALTIMORERAVENS.COM | TWITTER: @RAVENS

PH: 410-701-4000 | FX: 410-701-4100

SUPER BOWL XLVII CHAMPIONS (2012)

2015 SEASON REVIEW

The Baltimore Ravens finished third in the highly-competitive AFC North after posting a 5-11 record. It marked just the second time the Ravens did not make the playoffs during head coach **John Harbaugh's** eight seasons. Baltimore is now one of only five teams with at least six playoff berths in the past eight seasons: GB (7), NE (7), Bal. (6), Cin. (6) and Ind. (6). Here are several key notes from the Ravens' 2015 campaign:

- NFL-record 14 games decided by 8 points or fewer (tied, 1994 NYG)
- 5-9 record in one-score games (8 points or fewer)
- NFL-high (tied, Chi.) 7 games decided by 3 points or fewer (4-3 record)
- Baltimore had 20 players on Injured Reserve (NFL's second most)
- Eight starters were on Injured Reserve
- Twelve starters missed a combined 71 games

2015 OFFENSE

• Playing four different starting QBs (**Joe Flacco**, **Matt Schaub**, **Jimmy Clausen** & **Ryan Mallett**) for the first time in franchise history, the Ravens' ranked No. 14 in total offense (eighth passing & 26th rushing). Prior to his season-ending knee injury, Flacco, who missed the final six games, was on pace to throw for a career-high 4,466 yards.

• Baltimore posted the second-most total net yards in team history (89 short of 2014 record), finishing with 5,749 yards. The Ravens set a franchise record by averaging 266.9 passing yards per game, thanks in part to a unit that allowed the NFL's third-fewest sacks (24). Leading the O-line was **G Marshal Yanda**, who earned his fifth-straight Pro Bowl nod.

• **WR Kamar Aiken** had a breakout year, filling in admirably for standout **WR Steve Smith Sr.** (Achilles/back), who missed nine games. Aiken finished with team highs in catches (75), receiving yards (944) and receiving TDs (5).

• Baltimore produced a franchise-low 383 rushing attempts. **RB Justin Forsett**, who missed the final six games with a broken arm, ran for 641 yards, while rookie **RB Javorius Allen** tallied 514 yards (adding 353 receiving).

2015 DEFENSE

• The Ravens ranked No. 8 in total defense (10th passing & 12th rushing), marking the 11th time the unit has finished in the NFL's Top 10 over the past 13 seasons (2003-15). (Baltimore allowed 337.4 yards per game.)

• In the second half of the season (final eight games), Baltimore posted the NFL's No. 2 overall defense and the No. 1 pass defense.

• **LB Daryl Smith** registered a team-high 121 tackles, adding 3 sacks and 1 INT. Second-year **LB C.J. Mosley** tallied 116 tackles, 4 sacks and 7 PD, adding 1 FF and a 41-yard FR-TD. **OLB Elvis Dumervil**, whose leadership was valuable in the absence of **OLB Terrell Suggs** (Achilles; missed 15 games), posted a team-high 6 sacks and made the Pro Bowl as an alternate.

2015 SPECIAL TEAMS

• The Ravens boasted the NFL's top overall special teams unit, ranking No. 1 in both senior NFL writer Rick Gosselin's (*The Dallas Morning News*) annual comprehensive ratings system and the Pro Football Focus rankings. (Baltimore has ranked in Gosselin's Top 5 in four-straight seasons).

• Two members of this unit were tabbed Pro Bowlers: **P Sam Koch** and **LS Morgan Cox** (a "need" player) earned their first All-Star honors. Koch posted 46.7 gross and 42.9 net averages (ninth and second in the NFL, respectively), allowing 5.0 yards per return (the NFL's second-best figure).

• **K Justin Tucker**, the second-most accurate kicker in NFL history (87.8%), finished the season 33-of-40, tying for the league's second-most FGs made and producing the second-best kickoff touchback percentage (86.3). Tucker became the fastest kicker in NFL history to reach 500 points (60 games) and make 100 FGs (50 games).

• The Ravens blocked a kick (2 PATs, 2 FGs and 1 punt) in five-straight contests, a feat that had not been accomplished since 1983 (Atlanta Falcons). Impressively, Baltimore's 5 blocked kicks in 2015 tied (Oakland) for the NFL's most.

• Baltimore's team punt return average (11.3) ranked third in the NFL, with rookie **RS Kaelin Clay** averaging 10.6 yards per return (fourth in NFL), highlighted by an 82-yard PR-TD.

2015 RESULTS

| Date | Opponent | Result | Score | Margin |
|----------------|------------------------|--------|------------|--------|
| Sun., Sept. 13 | at Denver Broncos | L | 13-19 | -6 |
| Sun., Sept. 20 | at Oakland Raiders | L | 33-37 | -4 |
| Sun., Sept. 27 | Cincinnati Bengals | L | 24-28 | -4 |
| Thurs., Oct. 1 | at Pittsburgh Steelers | W | 23-20 (OT) | +3 |
| Sun., Oct. 11 | Cleveland Browns | L | 30-33 (OT) | -3 |
| Sun., Oct. 18 | at San Francisco 49ers | L | 20-25 | -5 |
| Mon., Oct. 26 | at Arizona Cardinals | L | 18-26 | -8 |
| Sun., Nov. 1 | San Diego Chargers | W | 29-26 | +3 |
| Sun., Nov. 15 | Jacksonville Jaguars | L | 20-22 | -2 |
| Sun., Nov. 22 | St. Louis Rams | W | 16-13 | +3 |
| Mon., Nov. 30 | at Cleveland Browns | W | 33-27 | +6 |
| Sun., Dec. 6 | at Miami Dolphins | L | 13-15 | -2 |
| Sun., Dec. 13 | Seattle Seahawks | L | 6-35 | -29 |
| Sun., Dec. 20 | Kansas City Chiefs | L | 14-34 | -20 |
| Sun., Dec. 27 | Pittsburgh Steelers | W | 20-17 | +3 |
| Sun., Jan. 3 | at Cincinnati Bengals | L | 16-24 | -8 |

2016 DRAFT ORDER

| Pick | Team | 2015 Record | Win % | Schedule Strength |
|------|-------------------------|-------------|-------------|-------------------|
| 1. | Tennessee Titans | 3-13 | .188 | .492 |
| 2. | Cleveland Browns | 3-13 | .188 | .531 |
| 3. | San Diego Chargers | 4-12 | .250 | .527 |
| 4. | Dallas Cowboys | 4-12 | .250 | .531 |
| 5. | Jacksonville Jaguars | 5-11 | .313 | .473 |
| 6. | Baltimore Ravens | 5-11 | .313 | .508 |
| 7. | San Francisco 49ers | 5-11 | .313 | .539 |
| 8. | Miami Dolphins | 6-10 | .375 | .469 |
| 9. | Tampa Bay Buccaneers | 6-10 | .375 | .484 |
| 10. | New York Giants | 6-10 | .375 | .500 |
| 11. | Chicago Bears | 6-10 | .375 | .547 |
| 12. | New Orleans Saints | 7-9 | .438 | .504 |
| 13. | Philadelphia Eagles | 7-9 | .438 | .508 |
| 14. | Oakland Raiders | 7-9 | .438 | .512 |
| 15. | Los Angeles Rams | 7-9 | .438 | .527 |
| 16. | Detroit Lions | 7-9 | .438 | .535 |
| 17. | Atlanta Falcons | 8-8 | .500 | .480 |
| 18. | Indianapolis Colts | 8-8 | .500 | .500 |
| 19. | Buffalo Bills | 8-8 | .500 | .508 |
| 20. | New York Jets | 10-6 | .625 | .441 |
| 21. | Washington Redskins | 9-7 | .563 | .465 |
| 22. | Houston Texans | 9-7 | .563 | .496 |
| 23. | Minnesota Vikings | 11-5 | .688 | .504 |
| 24. | Cincinnati Bengals | 12-4 | .750 | .477 |
| 25. | Pittsburgh Steelers | 10-6 | .625 | .504 |
| 26. | Seattle Seahawks | 10-6 | .625 | .520 |
| 27. | Green Bay Packers | 10-6 | .625 | .531 |
| 28. | Kansas City Chiefs | 11-5 | .688 | .496 |
| 29. | Arizona Cardinals | 13-3 | .813 | .477 |
| 30. | Carolina Panthers | 15-1 | .938 | .441 |
| 31. | Denver Broncos | 12-4 | .750 | .500 |

(New England forfeited its first-round pick due to NFL sanctions; thus, there is no 32nd choice.)

2016 OPPONENTS

Home: Bengals, Browns, Steelers, Bills, Dolphins, Raiders, Eagles, Redskins

Away: Bengals, Browns, Steelers, Jaguars, Patriots, Jets, Cowboys, Giants

Note: Baltimore will play six games against 2015 playoff teams: Bengals (twice), Steelers (twice), Patriots & Redskins.

2015 TEAM INFORMATION

FINAL 2015 NFL RANKINGS

DEFENSE

| Category | Stats | Rank |
|---------------------|-------|------|
| Total Defense | 337.4 | 8 |
| Rush Defense | 103.8 | 12 |
| Pass Defense | 233.6 | 10 |
| Points Per Game | 25.1 | 24 |
| 3rd-Down Def. % | 39.8 | 19 |
| 4th-Down Def. % | 44.4 | 10 |
| Red Zone Def. (TD%) | 53.2 | 11 |

OFFENSE

| Category | Stats | Rank |
|---------------------|-------|------|
| Total Offense | 359.3 | 14 |
| Rush Offense | 92.4 | 26 |
| Pass Offense | 266.9 | 8 |
| Points Per Game | 20.5 | 25 |
| 3rd-Down Off. % | 37.6 | 23 |
| 4th-Down Off. % | 50.0 | 15 |
| Red Zone Off. (TD%) | 48.9 | 26 |

TEAM

| Category | Stats | Rank |
|----------------|-------|------|
| Turnover Ratio | -14 | 30 |
| Penalties | 122 | 26 |
| Penalty Yards | 1,153 | 30 |

2015 TALE OF THE TAPE

| Category | Stat | Category | Stat |
|---------------------|-------|-----------------------|-------|
| Record | 5-11 | TDs Allowed by Return | 5 |
| Best Streak | Won 2 | Time of Poss. Avg. | 29:58 |
| Points Scored | 328 | KOR Avg. For. | 25.2 |
| TDs Scored | 33 | KOR Avg. Against | 25.4 |
| Rushing TDs Scored | 8 | PR Avg. For. | 11.3 |
| Passing TDs Scored | 21 | PR Avg. Against | 5.0 |
| TDs on Returns | 4 | Sacks | 37 |
| Points Against | 401 | Sacks Allowed | 24 |
| TDs Allowed | 45 | Interceptions | 6 |
| Rushing TDs Allowed | 10 | Interceptions Thrown | 21 |
| Passing TDs Allowed | 30 | | |

2015 RAVENS LEADERS

PASSING YARDS (TDS/INTS)

Joe Flacco 2,791 (14/12)

RUSHING YARDS (YPC)

Justin Forsett 641 (4.2)

Javorius Allen 514 (3.8)

Terrance West 180 (3.9)

RECEIVING YARDS (CATCHES)

Kamar Aiken 944 (75)

Steve Smith Sr. 670 (46)

Crockett Gillmore 412 (33)

POINTS

Justin Tucker 128

Kamar Aiken 30

C. Gillmore/K. Juszczyk 24

INTERCEPTIONS (YARDS)

Jimmy Smith 3 (24)

Three Players 1 (n/a)

SACKS (YARDS)

Elvis Dumervil 6 (-33)

Za'Darius Smith 5.5 (-24.5)

Lawrence Guy 4.5 (-20.5)

TACKLES (SOLO)

Daryl Smith 121 (72)

C.J. Mosley 116 (76)

Will Hill III 64 (49)

GROSS PUNTING (NET)

Sam Koch 46.7 (42.9)

FIELD GOALS (PCT.)

Justin Tucker 33/40 (82.5)

PUNT RETURN YARDS

Kaelin Clay 244 (10.6)

KICKOFF RETURN YARDS

Kaelin Clay 343 (24.5)

2015 AFC NORTH STANDINGS

| Teams | W | L | T | Home | Road | Div. | Con. | PF | PA | Final Strk. |
|------------------|----------|-----------|----------|------------|------------|------------|------------|------------|------------|---------------|
| Cincinnati | 12 | 4 | 0 | 6-2 | 6-2 | 5-1 | 9-3 | 419 | 279 | Won 1 |
| Pittsburgh | 10 | 6 | 0 | 6-2 | 4-4 | 3-3 | 7-5 | 423 | 319 | Won 1 |
| Baltimore | 5 | 11 | 0 | 3-5 | 2-6 | 3-3 | 4-8 | 328 | 401 | Lost 1 |
| Cleveland | 3 | 13 | 0 | 2-6 | 1-7 | 1-5 | 2-10 | 278 | 432 | Lost 3 |

2016 COACHING UPDATES

• **Leslie Frazier** was hired as the team's secondary coach. Frazier enters his 18th NFL coaching season after spending the 2014-15 campaigns as Tampa Bay's defensive coordinator. Prior to that, he was head coach of the Vikings from 2010-13 (interim for part of '10) and their defensive coordinator from 2007-10.

• Also coming to Baltimore is **Joe Cullen**, who will be the team's defensive line coach. A 10-year NFL coaching veteran, Cullen joins the Ravens after serving as D-line coach for Tampa Bay (2014-15), Cleveland (2013), Jacksonville (2010-12) and Detroit (2006-08).

• **Clarence Brooks**, the Ravens' longest-tenured coach, will continue to work as a senior defensive assistant, including helping with the defensive line. The highly-respected Brooks joined the Ravens in 2005 and is currently battling esophageal cancer.

• **Chris Hewitt**, a Ravens' assistant since 2012, will continue to coach the DBs. **Matt Weiss**, a member of Harbaugh's staff since 2009, is now an offensive assistant. Weiss focused on coaching the team's CBs in 2015. Additionally, **Scott Cohen**, who was a consultant for the Ravens' staff in 2015, has been named coaching assistant/opponent analysis.

2015 INJURY REPORT

• Twelve starters missed a combined 71 games: **DE Chris Canty** (calf - 7), **QB Joe Flacco** (knee - 6), **RB Justin Forsett** (arm - 6), **TE Crockett Gillmore** (calf/back - 6), **DT Timmy Jernigan** (knee -1), **S Kendrick Lewis** (knee - 1), **LT Eugene Monroe** (concussion/shoulder - 10), **G/T Kelechi Osemele** (knee - 2), **WR Steve Smith Sr.** (Achilles/back - 9), **OLB Terrell Suggs** (Achilles - 15), **CB Lardarius Webb** (thigh - 1) and **C Jeremy Zuttah** (pectoral - 7).

• Baltimore had 20 players on Injured Reserve, including eight starters: Canty, Flacco, Gillmore, Forsett, Monroe, Smith Sr., Suggs and Zuttah. First-round pick **WR Breshad Perriman** (knee) – injured the first day of training camp – was also on IR. Former starter **TE Dennis Pitta** (hip) was on the Physically Unable to Perform (PUP) list all season.

2015 NUMBERS TO NOTE

8

Of the Ravens' 20 players on Injured Reserve (NFL's second most) in 2015, eight were starters (listed below):

• DE Chris Canty

• QB Joe Flacco

• RB Justin Forsett

• TE Crockett Gillmore

• LT Eugene Monroe

• WR Steve Smith Sr.

• OLB Terrell Suggs

• C Jeremy Zuttah

(This group has 1,003 combined games of NFL experience.)

42

Different players to start at least one game for the Ravens in 2015:

OL - 8, WRs - 6, DL - 5, CBs - 4, QBs - 4, TEs - 4,

OLBs - 3, safeties - 3, ILBs - 2, RBs - 2 & FBs - 1.

71

Different Ravens to play in at least one game in 2015, the most in team history.

105

Player transactions Baltimore made after its season opener.

2015 HIGHLIGHTS

“O” PILES UP THE YARDS

In 2015, under new offensive coordinator **Marc Trestman**, Baltimore posted the second-most net yards in team history (89 short of 2014 record), finishing with 5,749 yards. The Ravens also set a franchise record by averaging 266.9 passing yards per game.

RAVENS OFFENSIVE OUTPUT / SINGLE-SEASON HISTORY

| NET PASSING YARDS | | TOTAL NET YARDS | |
|-------------------|-------|-----------------|-------|
| Year | Yards | Year | Yards |
| 2015 | 4,271 | 2014 | 5,838 |
| 1996 | 3,978 | 2015 | 5,749 |
| 2014 | 3,819 | 1996 | 5,723 |
| 2012 | 3,739 | 2012 | 5,640 |
| 1997 | 3,702 | 2009 | 5,619 |

QBs WELL PROTECTED

Led by Pro Bowl **G Marshal Yanda**, who earned his fifth-straight trip to the NFL's All-Star game, the Ravens allowed the NFL's third-fewest sacks in 2015. This feat was accomplished even though the O-line experienced many injuries to its starters, with several missing extensive action: **LT Eugene Monroe** (IR - 10 games), **LG Kelechi Osemele** (two games) and **C Jeremy Zuttah** (IR - seven games). But in their absence, young players like **G Ryan Jensen**, **T James Hurst** and **C John Urschel** filled in admirably.

NFL'S FEWEST SACKS ALLOWED (2015 Season)

| Rk. | Team | Sacks |
|-----|------------------|-------|
| 1. | St. Louis Rams | 18 |
| 2. | New York Jets | 22 |
| 3. | Baltimore Ravens | 24 |

AIKEN RISES UP

After **WR Steve Smith Sr.** (Achilles) was lost for the season on Nov. 1, **WR Kamar Aiken** posted at least 5 receptions in nine-straight games. Aiken's nine-consecutive five-catch games rank as the NFL's third-longest active streak and stand as the longest such streak in Ravens franchise history.

CONSECUTIVE GAMES W/ AT LEAST 5 RECEPTIONS (Current NFL Streaks)

| Player (Team) | Games |
|----------------------|-------|
| Julio Jones (Atl.) | 12 |
| Antonio Brown (Pit.) | 10 |
| Kamar Aiken (Bal.) | 9 |

CONSECUTIVE GAMES W/ AT LEAST 5 RECEPTIONS (Ravens History)

| Player | Games | Season |
|-----------------|-------|--------|
| Kamar Aiken | 9 | 2015 |
| Derrick Mason | 8 | 2007 |
| Steve Smith Sr. | 6 | 2014 |
| Ray Rice | 6 | 2011 |
| Qadry Ismail | 6 | 1999 |

Aiken Quick Hits:

- ✓ Starting on Nov. 1 (final nine games), when **WR Steve Smith Sr.** (Achilles) was lost for the season, Aiken tallied 56 catches for 673 yards and 3 TDs, averaging 74.8 receiving yards per game.
- ✓ Aiken tallied team highs in catches (75), receiving yards (944) and TD catches (5) in 2015.

OH SO SPECIAL TEAMS

Led by special teams coordinator/associate head coach **Jerry Rosburg**, the Ravens were the NFL's top overall special teams unit in 2015, ranking No. 1 in both senior NFL writer Rick Gossett's (*The Dallas Morning News*) annual comprehensive ratings system and the Pro Football Focus rankings. Below are several key charts illustrating the unit's dominance during the 2015 campaign:

NET PUNTING AVERAGE (2015 Season)

1. Johnny Hekker . . . 43.7
2. **Sam Koch** 42.9
3. Chris Jones 42.5

OPP. PUNT RETURN AVG. (2015 Season)

1. Green Bay 4.2
2. **Baltimore** 5.0
3. Philadelphia 5.1

TOTAL BLOCKED KICKS (2015 Season)

1. **Baltimore** 5
- Oakland 5
3. San Francisco 4

TOUCHBACK PERCENTAGE (2015 Season)

1. Pat McAfee 90.5
2. **Justin Tucker** 86.3
3. S. Gostkowski 71.1

TEAM PUNT RETURN AVG. (2015 Season)

1. Jacksonville 11.6
2. Philadelphia 11.4
3. **Baltimore** 11.3
4. Cleveland 11.2

PLAYER PUNT RETURN AVG. (2015 Season)

1. Danny Amendola . . . 12.0
2. Darren Sproles . . . 11.7
3. Travis Benjamin . . . 11.6
4. **Kaelin Clay** 10.6

RAVENS “D” FINISHED HOT

The Ravens' defense really stepped up during the second half of the 2015 season. In the year's final eight games, Baltimore's unit posted the NFL's No. 2 overall defense and the No. 1 pass defense.

AVG. PASSING YARDS ALLOWED (Final Eight Weeks / Since Nov. 12)

1. **Baltimore** 183.3
2. Houston 193.4
3. Green Bay 198.3

AVG. NET YARDS ALLOWED (Final Eight Weeks / Since Nov. 12)

1. Houston 269.5
2. **Baltimore** 291.1
3. Denver 292.1

Final “D” Quick Hit: In 2015, the Ravens ranked No. 8 in total defense (10th passing & 12th rushing), marking the 11th time the unit has finished in the NFL's Top 10 over the past 13 seasons (2003-15).

TOP HONORS

LS MORGAN COX

- Pro Bowl (First Selection – tabbed a “need” player)



OLB ELVIS DUMERVIL

- Pro Bowl (Fifth Selection – originally an alternate)



S WILL HILL III

- AFC Special Teams Player of the Week (Week 12 at Cle.)

P SAM KOCH

- Pro Bowl (First Selection)
- Second-Team All-Pro (*Associated Press*)
- PFWA All-AFC



K JUSTIN TUCKER

- AFC Special Teams Player of the Week (Week 4 at Pit.)
- AFC Special Teams Player of the Week (Week 8 vs. SD)

G MARSHAL YANDA

- Pro Bowl (Fifth Selection)
- First-Team All-Pro (*Associated Press*)
- PFWA All-NFL Team
- NFL All-Pro Team (*The Sporting News*)
- PFW All-AFC
- Team MVP (Baltimore Media)



2015 PLAYER MILESTONES

2015 MILESTONES

WR KAMAR AIKEN

- Recorded career and team highs in receptions (75), receiving yards (944) and receiving TDs (5).
- Finished the season with nine-straight five-catch games, the longest such streak in team history and the NFL's third-longest active streak of its kind (Julio Jones – 12 and Antonio Brown – 10).

RB JAVORIUS ALLEN

- Became the fourth rookie RB in Ravens history to record at least 500 rushing yards (514) in a season: Bernard Pierce (532 in 2012), Jason Brooking (551 in 2001) and Jamal Lewis (1,364 in 2000).
- Became the 14th NFL player in the past 10 years to post at least 60 rushing yards, 100 receiving yards and 1 receiving TD in a game (at Mia.), marking the 25th game in Ravens history a player reached 170 scrimmage yards.
- His 12 catches against the Dolphins were the most by an NFL RB in 2015 and rank third in Ravens single-game history, while his 107 receiving yards were the third most by a Ravens' RB.

LS MORGAN COX - PRO BOWLER

- Became the first long snapper in franchise history to represent the Ravens in the Pro Bowl after being selected as a "need" player.

OLB ELVIS DUMERVIL - PRO BOWLER

- Earned his fifth-career and second-consecutive Pro Bowl nod after registering a team-high 6 sacks.
- Recorded his 96th-career QB drop, tied with Mario Williams for seventh among active NFL players. Owns 32.5 sacks since joining the Ravens in 2013, the league's fourth most.

QB JOE FLACCO

- Made his 122nd-straight regular season start (fifth-longest streak in NFL history) before suffering a season-ending knee injury while engineering his 24th-career game-winning drive in the 16-13 win vs. STL (11/22).
- Was on pace to set career highs and single-season franchise records in attempts (661), completions (426) and passing yards (4,466). Flacco was 266-of-413 passing for 2,791 yards, 14 TDs and an 83.1 rating in 10 games.

RB JUSTIN FORSETT

- Tallied team highs in rushing yards (641) and rushing average (4.2) in 10 games before suffering a season-ending injury (arm) vs. STL (11/22). His 641 rushing yards ranked 10th in the NFL when he was placed on IR.

TE CROCKETT GILLMORE

- Though he missed six games due to injury (calf and back), he established career highs in receptions (33), receiving yards (412) and receiving TDs (4), the most scoring grabs by a Ravens' TE since 2012 (Dennis Pitta, 7).
- Produced his first-career 100-yard receiving game (101) vs. STL (12/22), the seventh 100-yard receiving game by a Ravens' TE.
- Ranked sixth among NFL TEs in receiving average (12.5) and was one of six TEs (Rob Gronkowski, Gary Barnidge, Greg Olsen, Zach Miller and Austin Seferian-Jenkins) with a 12.5 average and 4 receiving TDs.

DT TIMMY JERNIGAN

- Matched a career high with 4 sacks, resulting in a team-leading -36.5 sack yards. Jernigan's 8 QB drops during his first two NFL seasons are the most by a Ravens DT to begin a career in franchise history.

FB KYLE JUSZCZYK

- Led all NFL FBs with career highs in receptions (41), receiving yards (321) and receiving TDs (4).
- Played his 48th-consecutive game, tying Kansas City's Anthony Sherman for the longest active streak among NFL fullbacks.

P SAM KOCH - PRO BOWLER

- Earned his first-career Pro Bowl, posting the NFL's second-best net (42.9) and ninth-best gross (46.7) averages. Koch and his coverage team limited opponents to a franchise-record 5.0 punt return avg. (No. 2 in NFL).
- Has played in 160-straight games, the longest streak in Ravens history.

ILB C.J. MOSLEY

- Was the NFL's only player to record at least 115 tackles, 4 sacks and 2 FRs. Returned a fumble recovery 41 yards for his first-career TD vs. Cin. (9/27), marking the third-longest such return in Ravens history.

WR STEVE SMITH SR.

- Passed Hall of Fame WR Cris Carter (13,899) for 10th (now 11th) on the all-time receiving yards chart (13,932) and Derrick Mason (943) for 15th on the NFL's all-time receptions list (961).
- Produced back-to-back 10-catch games for the first time in his career at Oak. (9/20) and vs. Cin. (9/27). His 186 receiving yards and 13 catches vs. the Bengals stand third and tie for first, respectively, in team history.
- Became the fourth-oldest player in NFL history to post 150 receiving yards, doing so on 10 catches in his 200th career contest at Oak. (9/20).
- Registered three 100-yard receiving games in 2015 for 50 such performances in his career, ranking sixth (tied with Don Maynard) in NFL history and second (Andre Johnson, 51) among active players.

ILB DARYL SMITH

- Ranked 10th in the NFL with a team-leading 121 tackles (72 solo), adding 3 sacks (-19.5 yards), 1 INT and 3 PD.
- Posted 3 sacks and 1 INT in 2015 to become one of four active NFL players (Lawrence Timmons, Julius Peppers and Karlos Dansby) with at least 30 sacks and 10 INTs in a career.

CB JIMMY SMITH

- Posted a team- and career-high 3 INTs (including one for a TD), his first-career sack, 10 PD and 54 tackles (48 solo). Was one of seven NFL defenders (Lavonte David, Reshad Jones, Luke Kuechly, Tyrann Mathieu, Ron Parker and Adam Jones) with 50 tackles, 3 INTs, 10 PD and 1 sack in 2015.

OLB ZA'DARIUS SMITH

- Was the NFL's only rookie to record at least two multiple-sack (1.5 or more) games in 2015 and just the third rookie (Peter Boulware and Terrell Suggs) to accomplish the feat in Ravens history.

K JUSTIN TUCKER

- Converted 33 of 40 FGAs and all 29 PATs (128 total points), becoming the fastest kicker in NFL history to score 500 points (60 games) and make 100 FGs (50 games) in a career.
- Is the second-most accurate kicker of all time, connecting on 130 of 148 (87.8%) for his career.
- Earned his franchise-record (tied with Matt Stover) sixth-career AFC Special Teams Player of the Week Award after connecting on 5 FGs, including a 39-yard game-winner vs. SD (11/1).
- Was one of just five kickers to remain perfect on PATs in 2015, the first season the PAT yard line was moved back.

OLB COURTNEY UPSHAW

- Totaled 51 tackles (29 solo), adding career highs in sacks (2), FFs (2) and FRs (3). He was one of just two NFL players (Bobby Wagner) to post at least 50 tackles, 2 FFs and 3 FRs in 2015.
- Has never missed a game in his four-year Ravens career, maintaining the team's longest active streak (64) by an offensive or defensive player.

DT BRANDON WILLIAMS

- Produced career highs tackles (53), solo stops (35), sacks (2), TFL (9), QB hits (4) and PD (2), adding 1 FF, to become one of just four NFL DTs (Jurrell Casey, Kawann Short and Ndamukong Suh) with least 30 solo tackles, 2 sacks and 2 PD in 2015.

TE MAXX WILLIAMS

- Broke rookie franchise records for receptions (32) and receiving yards (268) by a Ravens' TE.

G MARSHAL YANDA - PRO BOWLER & FIRST-TEAM ALL-PRO

- Earned his fifth-straight Pro Bowl nod, tied (Joe Staley) for the second-longest active streak among O-linemen. Yanda led an O-line that permitted the NFL's third-fewest sacks (24) in 2015.

COACH HARBAUGH NOTES

COACH HARBS



John Harbaugh has led the Ravens to a playoff berth in six (2008-12 and 2014) of his eight seasons in Baltimore, and in 2012, captured the franchise's second Super Bowl championship. Under his guidance, the Ravens have secured an appearance in three AFC Championships (2008, 2011 & 2012).

Here are several Harbaugh quick hits:

HEAD COACH SNAPSHOT (Baltimore Ravens: 2008-15)

- Overall Career Record... 87-56
- Regular Season Record... 77-51
- at Home... 48-16
- on Road... 29-35
- vs. AFC... 57-39
- vs. AFC North... 30-18
- vs. NFC... 20-12
- Playoffs Record... 10-5
- Home Playoff Games... 2-0
- Road Playoff Games... 7-5
- Super Bowl Record... 1-0

- The Ravens are one of only five teams with at least six playoff berths in the past eight seasons: GB (7), NE (7), Bal. (6), Cin. (6) and Ind. (6).
- The Ravens' 10 playoff wins since '08 are two more than the next teams' wins (New England & Seattle, both 8).
- Harbaugh is the only head coach in NFL history to win a playoff game in each of his first four and five seasons.

- John and his brother, Jim

(formerly of the 49ers), are the only head coaches to advance to three conference title games in the first five years as NFL bosses.

• Harbaugh is the only head coach in NFL history to win a playoff game in six of the first seven seasons of a coaching career.

• In 2012, John Harbaugh became the third coach (with Bill Cowher & Chuck Knox) since the 1970 merger to guide his team to the playoffs in each of his first five seasons.

• Harbaugh, Tom Landry (Dallas) and Tom Coughlin (Jaguars/Giants) own the most road playoff wins (7) by a HC in NFL history.

• Including playoffs (10-5), the Ravens are 87-56 since 2008, posting the NFL's fourth-most total victories. He has led the Ravens to 77 regular season wins, tying (NO) for sixth most since 2008.

NFL WINS / INCLUDING PLAYOFFS (Since Harbaugh's 2008 Baltimore Arrival)

| Rk. | Team | Total Wins |
|-----|----------------------|------------|
| 1. | New England Patriots | 104 |
| 2. | Green Bay Packers | 90 |
| 3. | Pittsburgh Steelers | 88 |
| 4. | Baltimore Ravens | 87 |

QUITE THE START

With the Ravens' 2014 playoff berth, **John Harbaugh** became one of eight coaches in NFL history to make the postseason in six of their first seven seasons coaching (list below). For coaches to make the playoffs in at least six of their first *eight* years, "Harbs" is one of three *active* coaches to do so (Mike McCarthy & Andy Reid).

COACHING PLAYOFF BERTHS IN SIX OF FIRST SEVEN SEASONS

Paul Brown (Browns):
1950-55

John Madden (Raiders):
1969-70, 1972-75

Dennis Green (Vikings):
1992-94, 1996-98

John Robinson (Rams):
1983-86, 1988-89

George Seifert (49ers):
1989-90, 1992-95

Bill Cowher (Steelers):
1992-97

Mike Holmgren (Packers):
1993-98

John Harbaugh (Ravens):
2008-12, 2014

MAKING HIS MARK

John Harbaugh owns the sixth-best winning % (.608) among active NFL head coaches, compiling an 87-56 overall record (including playoffs). For head coaches who've coached a minimum of 75 games, "Harbs" is fourth only to Bill Belichick, Mike McCarthy and Mike Tomlin.

2016 ACTIVE HEAD COACHES / CAREER WINNING PERCENTAGE (Totals Include Regular Season and Playoff Games / Min. 40 Games)

| Rk. Coach | Team | Seasons | Record | Pct. |
|-------------------------|---------------|------------------|--------------|-------------|
| 1. Bruce Arians | Cardinals | 2013-15 | 35-16 | .686 |
| 2. Bill Belichick | Cle./NE | 1991-95, 2000-15 | 246-123 | .667 |
| 3. Mike McCarthy | Packers | 2006-15 | 112-62-1 | .643 |
| 4. Mike Tomlin | Steelers | 2007-15 | 98-57 | .632 |
| 5. Chuck Pagano | Colts | 2012-15 | 44-26 | .629 |
| 6. John Harbaugh | Ravens | 2008-15 | 87-56 | .608 |
| 7. Sean Payton | Saints | 2006-15 | 93-61 | .604 |

PLAYOFF WIN %

(Active 2016 Coaches)

| Rk. Coach | Rec. | Pct. |
|-------------------------|-------------|-------------|
| 1. Gary Kubiak | 5-2 | .714 |
| 2. Bill Belichick | 23-10 | .697 |
| 3. John Harbaugh | 10-5 | .667 |
| Rex Ryan | 4-2 | .667 |
| 5. Pete Carroll | 9-6 | .600 |
| Sean Payton | 6-4 | .600 |

SUPER BOWL TITLES

(Active 2016 Coaches)

| | |
|-------------------------|----------|
| 1. Bill Belichick | 4 |
| 2. John Harbaugh | 1 |
| Pete Carroll | 1 |
| Gary Kubiak | 1 |
| Mike McCarthy | 1 |
| Sean Payton | 1 |
| Mike Tomlin | 1 |

PLAYOFF MILESTONES

John Harbaugh owns the second-most playoff victories (10, tied) by a head coach in his first eight seasons (since the 1970 merger).

MOST PLAYOFF WINS BY A HEAD COACH / FIRST EIGHT SEASONS (Since 1970 Merger)

| Coach (Team) | Playoff Wins | Seasons |
|-----------------------------|--------------|----------------|
| Joe Gibbs (Was.) | 11 | 1981-88 |
| John Harbaugh (Bal.) | 10 | 2008-15 |
| George Seifert (SF) | 10 | 1989-96 |

Only in First Five:

• "Harbs" is the only head coach in NFL history to win a playoff game in each of his first four and five seasons. He and his brother, Jim (formerly of the 49ers), are also the only coaches to advance to three conference title games in the first five years of a coaching career.

RAVENS COACHING RECORDS

John Harbaugh is the third head coach in Baltimore Ravens history. He is the franchise's all-time winningest coach (87 total victories), with Brian Billick (85) ranking second.

| Coach | Seasons | Reg. Season Rec. | Playoffs Rec. |
|----------------------|----------------|------------------|---------------|
| John Harbaugh | 2008-15 | 77-51 | 10-5 |
| Brian Billick | 1999-2007 | 80-64 | 5-3 |
| Ted Marchibroda | 1996-98 | 16-31-1 | n/a |

JOHN HARBAUGH SEASON-BY-SEASON

| Year | Record | Playoffs (Result) |
|------|--------|----------------------------|
| 2015 | 5-11 | No playoff berth |
| 2014 | 10-6 | 1-1 (lost in Divisional) |
| 2013 | 8-8 | No playoff berth |
| 2012 | 10-6 | 4-0 (won Super Bowl XLVII) |
| 2011 | 12-4 | 1-1 (lost in AFC Champ.) |
| 2010 | 12-4 | 1-1 (lost in Divisional) |
| 2009 | 9-7 | 1-1 (lost in Divisional) |
| 2008 | 11-5 | 2-1 (lost in AFC Champ.) |

COACH HARBAUGH / ROSBURG NOTES

HARBAUGH BACKGROUND

| Team | Position | Years |
|--------------------------|----------------------------|-----------|
| Baltimore Ravens | Head Coach | 2008-16 |
| Philadelphia Eagles | Secondary | 2007 |
| Philadelphia Eagles | Special Teams Coord. | 1998-2006 |
| Indiana University | DBs/Special Teams Coord. | 1997 |
| University of Cincinnati | Assistant Head Coach | 1995-96 |
| University of Cincinnati | TEs/OLBs/RBs/Special Teams | 1989-94 |
| Morehead State | DBs/ST Coord./S&C Coach | 1988 |
| University of Pittsburgh | Tight Ends | 1987 |
| Western Michigan | Graduate Assistant | 1984-86 |

TRENDS UNDER HARBS

| | |
|----------------------------------|-------|
| Regular Season | 77-51 |
| vs. AFC North | 30-18 |
| vs. AFC | 57-39 |
| vs. NFC | 20-12 |
| Home | 48-16 |
| Away | 29-35 |
| On grass | 22-20 |
| Artificial turf | 55-31 |
| September | 17-10 |
| October | 14-15 |
| November | 25-10 |
| December | 18-15 |
| January | 3-1 |
| Leading at halftime | 59-14 |
| Leading After 3 quarters | 67-13 |
| When scoring first | 55-15 |
| Positive or even turnover ratio | 60-19 |
| Scoring 20 or more points | 63-20 |
| Scoring 30 or more points | 31-4 |
| Totaling 350 or more net yards | 43-18 |
| Rushing for 150 or more yards | 25-5 |
| Holding opp. under 250 net yards | 26-6 |
| Holding opp. under 21 points | 60-13 |
| Holding opp. under 15 points | 45-4 |

A SPECIAL GROUP

The Ravens' special teams unit has been a strength of the club ever since the arrival of head coach **John Harbaugh** and ST coordinator/associate head coach **Jerry Rosburg** in 2008. In 2015, Baltimore's specialists continued to excel. Here were several rankings for the unit:

RAVENS SPECIAL TEAMS RANKINGS / 2015 SEASON

| Special Teams Category | Stat | NFL Rank |
|--|------|----------|
| Blocked kicks (punt, FG or PAT) | 5 | 1t |
| Net Punting Avg. (Sam Koch) | 42.9 | 2 |
| Opponent Punt Return Avg. | 5.0 | 2 |
| Kickoff Touchback Pct. (Justin Tucker) | 86.3 | 2 |
| Team Punt Return Avg. | 11.3 | 3 |
| Kickoff Touchbacks | 63 | 4 |
| Punt Return Avg. (Kaelin Clay) | 10.6 | 4 |
| 20+ Yard Punt Returns | 5 | 4t |
| 40+ Yard Kickoff Returns | 3 | 5t |
| Gross Punting Avg. (Sam Koch) | 46.7 | 9 |

FOUR-STRAIGHT TOP 5s

In 2015, senior NFL writer Rick Gosselin of *The Dallas Morning News* ranked the Ravens' special teams unit No. 1 in the NFL in his annual comprehensive ratings system based on 22 categories, assigning points according to each standing — 1 for best, 32 for worst. 2015 marked the fourth-straight year in Gosselin's Top 5, as Baltimore was No. 5 in 2014, No. 5 in 2013, and in 2012, earned the No. 2 spot.

RAVENS THRIVE W/ ROSBURG



Special teams coordinator/associate head coach **Jerry Rosburg**, a 38-year coaching veteran, has guided a strong special teams group since arriving in Baltimore in 2008. Here are several standout notes:

PRIME PUNTER & KICKER

- Earning his first Pro Bowl nod in 2015, **P Sam Koch's** 46.7 gross average ranked No. 9 in the NFL, while his 42.9 net average was No. 2. In 2014, Koch posted the NFL's No. 3 gross (47.4) and No. 1 net (43.3) averages. Both marks are career highs and Ravens records.
- Pro Bowl **K Justin Tucker**, who Rosburg scouted and helped sign as a rookie free agent, owns the NFL's second-most FGs (130) since entering the NFL in 2012. "Tuck" has hit on 130 of 148 FGAs to post an 87.8 success rate, the second-best mark in league history. In his 60th game on Dec. 6, 2015, Tucker became the fastest kicker in NFL history to reach 500 points, surpassing HOFer Jan Stenerud (61 games).

RAVENS BIG RETURNS

- Led by Pro Bowl RS Jacoby Jones in the 2012 Super Bowl season, Baltimore ranked first in the NFL in kickoff return average (27.3), also setting a then-team record. Jones, who became the first player ever to record dual KORs of at least 105 yards in a career, tied for a league-leading 3 kick return TDs (2 KORs & 1 PR) and averaged an NFL-best 30.7 yards per KOR. Jones also tied an NFL record for longest KOR in Super Bowl history with his 108-yard KOR-TD. (In 2014's Week 9 game at Pittsburgh, Jones added another 108-yard KOR-TD to his stellar resume, marking 4 total KOR-TDs over 100 yards during his career.)

ROSBURG'S PAST

- Prior to Baltimore, Rosburg built a successful NFL special teams resume with the Browns (2001-06) and Falcons (2007). Over a five-year span (2002-06), Cleveland's special teams were ranked as the top NFL unit in *The Dallas Morning News'* annual comprehensive report.

JERRY'S SIX PRO BOWLERS

- Six Ravens have earned Pro Bowl honors while playing for Rosburg: ST Brendon Ayanbadejo (2008), K Billy Cundiff (2010), RS Jacoby Jones (2012), K Justin Tucker (2013), LS Morgan Cox & P Sam Koch (2015).

RAVENS BLOCK PARTY

- In Games 7 through 11 during the 2015 season, the Ravens blocked a kick (2 PATs, 2 FGs and 1 punt) in five-straight contests, a feat that had not been accomplished since 1983 (Atlanta Falcons).
- Impressively, Baltimore's 5 blocked kicks in 2015 tied (Oakland) for the NFL's most. Dating back to 2014, the Ravens have produced 8 blocked kicks, ranking as the NFL's No. 1 figure.

A STRONG RETURN

Since 2008, when **Jerry Rosburg** became the Ravens' special teams coordinator, Baltimore owns the NFL's No. 1 KOR average (25.4).

NFL KICKOFF RETURN AVERAGE (Since 2008 / Rosburg's Baltimore Tenure)

| Rk. | Team | KOR | Yards | Avg. | Long | TD |
|-----|-------------------|-----|--------|------|------|----|
| 1. | Baltimore Ravens | 382 | 9,691 | 25.4 | 108t | 6 |
| 2. | Atlanta Falcons | 314 | 7,668 | 24.4 | 102t | 1 |
| 3. | Minnesota Vikings | 440 | 10,701 | 24.3 | 109t | 9 |

NFL KICK RETURN TOUCHDOWNS / SINCE 2011

| KICKOFF RETURN TDs | | TOTAL KICK RETURN TDs | |
|--------------------|---------|-----------------------|--------|
| Team | KOR-TDs | Team | TK-TDs |
| Minnesota | 6 | Minnesota | 9 |
| Baltimore | 4 | Baltimore | 8 |
| Kansas City | 3 | Denver/Philly | 7 |

2015 Note: On 11/30/15 at Cle., RS Kaelin Clay had an 82-yard PR-TD.

COORDINATORS NOTES

TRESTMAN TAKES THE "O"



Marc Trestman was hired as the Ravens' offensive coordinator on Jan. 20, 2015, replacing Gary Kubiak. In his first Baltimore season, Trestman's offense produced the second-most total yards (5,749) in team history and the most passing yards (4,271) – despite using four different starting QBs.

- During Trestman's time in the NFL, he has helped teams to eight playoff appearances, two conference championship games and a Super Bowl berth (XXXVII as offensive coordinator of the Raiders).
- In the five seasons prior to his Chicago arrival, Trestman was a head coach in the Canadian Football League, leading the Montreal Alouettes to back-to-back Grey Cup Championships in 2009 and 2010. He was named the CFL's Coach of the Year in 2009.
- In its first year (2013) under Trestman, Chicago's "O" posted several records by gaining a franchise-best 6,109 net yards. The 2013 Bears also finished second in team history with 445 points.
- QB Josh McCown had a career year in 2013, setting the single-season franchise records in passer rating (109.0) and completion pct. (66.5). In 2013, Pro Bowl RB Matt Forte ranked second in the NFL with 1,339 rushing yards and was third in yards from scrimmage (1,933), while Pro Bowl WRs Alshon Jeffery & Brandon Marshall were sixth and 11th, respectively, in NFL receiving yards.

TRESTMAN'S NFL OFFENSIVE COORDINATOR ROLES

- 1989: Browns** – Offensive Coordinator/QBs Coach
- 1995: 49ers** – Offensive Coordinator/QBs Coach
 - Note: 49ers' NFL ranks included first in points per game (28.6) and second in yards per game (380.4).
- 1996: 49ers** – Offensive Coordinator
 - Note: 49ers' NFL ranks included third in points per game (24.9) and sixth in yards per game (344.1).
- 1998-2000: Cardinals** – Offensive Coordinator/QBs Coach
- 2002-03: Raiders** – Offensive Coordinator/QBs Coach
 - Note: In 2002, Raiders' NFL ranks included first in yards per game (389.8) and second in points per game (28.1).
- 2015: Ravens** – Offensive Coordinator
 - Note: Ravens posted second-most total net yards (5,749) and the most net passing yards (4,271) in team history.

RAVENS "O" HITS THE MARC

In 2015, under new "O" coordinator **Marc Trestman**, Baltimore posted the second-most net yards in team history. The Ravens also set a franchise record by averaging 266.9 passing yards per game. In the Week 2 game at Oakland, Baltimore tallied 493 net yards, the sixth-best mark in team history.

RAVENS OFFENSIVE OUTPUT / SINGLE-SEASON HISTORY

| NET PASSING YARDS | | TOTAL NET YARDS | |
|-------------------|-------|-----------------|-------|
| Year | Yards | Year | Yards |
| 2015 | 4,271 | 2014 | 5,838 |
| 1996 | 3,978 | 2015 | 5,749 |
| 2014 | 3,819 | 1996 | 5,723 |

RAVENS TOP TOTAL NET YARDS/ SINGLE-GAME HISTORY

| Yards | Game/Date | Results |
|-------|-------------------|----------|
| 553 | 9/25/11 at STL | W, 37-7 |
| 548 | 12/13/09 vs. Det. | W, 48-3 |
| 533 | 12/23/12 vs. NYG | W, 33-14 |
| 503 | 9/23/12 vs. NE | W, 31-30 |
| 501 | 9/13/09 vs. KC | W, 38-24 |
| 493 | 9/20/15 at Oak. | L, 33-37 |

PEES LEADS THE "D"



Dean Pees, a 13-year NFL-coaching veteran, became the Ravens' defensive coordinator in 2012 and helped guide Baltimore to its second World Championship in Super Bowl XLVII. Pees, who was New England's "D" coordinator from 2006-09, heads a Ravens' squad that in 2015 ranked No. 8 in total defense (10th passing & 12th rushing). Pees also leads a unit that, during the **John Harbaugh** Era (2008-15), has allowed the NFL's second-fewest points (19.1) per game, the third-fewest yards (316.3) per game and the fewest overall TDs (251).

POINTS PER GAME ALLOWED (Since 2008)

1. Pittsburgh 18.6
2. Baltimore 19.1
3. San Francisco 19.6

TOUCHDOWNS ALLOWED (Since 2008)

1. Baltimore 251
2. Pittsburgh 252
3. Seattle 268

TOTAL NET YARDS ALLOWED (Since 2008)

1. Pittsburgh 302.6
2. NY Jets 311.2
3. Baltimore 316.3

OPPONENT PASSER RATING (Since 2008)

1. Green Bay 78.1
2. Baltimore 79.1
3. Cincinnati 79.8

RAVENS "D" FINISHES STRONG

The Ravens' defense really gelled during the second half of the 2015 season. In the year's final eight games, Baltimore's unit posted the NFL's No. 2 overall defense and the No. 1 pass defense.

AVG. NET YARDS ALLOWED (Final Eight Weeks / Since Nov. 12)

1. Houston 269.5
2. Baltimore 291.1
3. Denver 292.1

AVG. PASSING YARDS ALLOWED (Final Eight Weeks / Since Nov. 12)

1. Baltimore 183.3
2. Houston 193.4
3. Green Bay 198.3

Final "D" Quick Hit:

- ✓ In 2015, the Ravens ranked No. 8 in total defense (10th passing & 12th rushing), marking the 11th time the unit has finished in the NFL's Top 10 over the past 13 seasons (2003-15).

SACK CITY

Dating back to the 2014 campaign (their last 32 games), the Ravens have produced the NFL's fourth-most sacks (86, tied, Phi.).

NFL'S MOST SACKS / SINCE 2014

| Rk. | Team | Sacks | Yards |
|-----|----------------------|-------|-------|
| 1. | Denver Broncos | 93 | 603 |
| | Kansas City Chiefs | 93 | 543 |
| 3. | New England Patriots | 89 | 640 |
| 4. | Baltimore Ravens | 86 | 582 |
| | Philadelphia Eagles | 86 | 600 |

"D" COORDINATOR BREAKDOWN

Dean Pees is another standout in a long line of great Ravens defensive coordinators, four of whom have gone on to become NFL head coaches: Marvin Lewis (1996-2001), Mike Nolan (2002-04), Rex Ryan (2005-08) and Chuck Pagano (2011).

RAVENS ALL-TIME DEFENSIVE COORDINATORS

| | |
|----------------------------|--------------------------|
| Dean Pees (2012-15) | Rex Ryan (2005-08) |
| Chuck Pagano (2011) | Mike Nolan (2002-04) |
| Greg Mattison (2009-10) | Marvin Lewis (1996-2001) |

OZZIE NEWSOME / PERSONNEL NOTES

THE WIZARDRY OF OZ



GM **Ozzie Newsome's** legacy is unlike any the game has seen. Known throughout all of sports as a premier leader, Newsome is a Hall of Fame player, the architect of Baltimore's 2000 and 2012 Super Bowl championship teams and an elite personnel evaluator who became the NFL's first African American GM.

"Ozzie's credibility is what stands out the most," head coach **John Harbaugh** states. "And it's not just about what he has accomplished. To me, it's his commitment and focus while striving to do more."

OZZIE NEWSOME CAREER SNAPSHOT

- NFL's first African American General Manager (promoted in 2002)
- Architect of Ravens 2000 & 2012 Super Bowl Championship Teams
- NFL Executive of the Year (2000)
- Pro Football Hall of Fame (class of 1999)
- State of Alabama Hall of Fame (class of 1995)
- National Football Foundation College Hall of Fame and NCAA Hall of Fame (class of 1994)
- 13-Year NFL Tight End with Cleveland Browns (1978-90)
- Three-Time Pro Bowler (1981, 1984-85)
- Four-Time Cleveland Touchdown Club Offensive Player of the Year
- Current Member of Three Major NFL Policy-Making Committees: Competition, Diversity and Player Care Foundation Committees

FIRST-ROUND FINDS

The Ravens, led by **Ozzie Newsome**, have had 20 drafts and selected 20 players in the first round. These picks have earned an amazing 56 combined Pro Bowls, several All-Rookie honors, multiple Defensive Player of the Year Awards and two Super Bowl MVP honors.

RAVENS FIRST-ROUND DRAFT PICKS

| Year | Name | Pick | Pro Bowls |
|------|----------------------|------|-----------|
| 1996 | T Jonathan Ogden* | 4 | 11 |
| 1996 | LB Ray Lewis* ++ ~ | 26 | 13 |
| 1997 | LB Peter Boulware* | 4 | 4 |
| 1998 | CB Duane Starks* | 10 | |
| 1999 | CB Chris McAlister* | 10 | 3 |
| 2000 | RB Jamal Lewis*= | 5 | 1 |
| 2000 | WR Travis Taylor | 10 | |
| 2001 | TE Todd Heap* | 31 | 2 |
| 2002 | S Ed Reed* + | 24 | 9 |
| 2003 | OLB Terrell Suggs* + | 10 | 6 |
| 2003 | QB Kyle Boller | 19 | |
| 2005 | WR Mark Clayton* | 22 | |
| 2006 | DT Haloti Ngata* | 12 | 5 |
| 2007 | G Ben Grubbs* | 29 | 1 |
| 2008 | QB Joe Flacco^ ~ | 18 | |
| 2009 | T Michael Oher* | 23 | |
| 2011 | CB Jimmy Smith | 27 | |
| 2013 | S Matt Elam | 32 | |
| 2014 | LB C.J. Mosley* | 17 | 1 |
| 2015 | WR Breshad Perriman | 26 | |

* All-Rookie Team ^ Rookie of the Year (NFL.com Fan Vote) ~ Super Bowl MVP
+ Defensive Player of the Year Awards = Offensive Player of the Year Award

Top 10 Quick Hit:

• Of the seven players chosen in the Top 10 by Baltimore, five have earned Pro Bowl status. Two of those players – Peter Boulware and Terrell Suggs – also earned Defensive Rookie of the Year honors.

Late-Round Success Quick Hit:

• The Ravens have found gems later in the first round, including LB Ray Lewis (26th), TE Todd Heap (31st), S Ed Reed (24th), G Ben Grubbs (29th), QB Joe Flacco (18th), CB Jimmy Smith (27th) and LB C.J. Mosley (17th).

BALTIMORE COACHING TREE

GM & executive VP **Ozzie Newsome** fosters a working environment that breeds standout coaches. By bringing in individuals who embrace the "Raven way," Newsome aims to create a synergy that manufactures success among scouts, coaches and players. As a result, Baltimore has had many assistants move on to become head coaches on the collegiate and NFL levels.

CURRENT HEAD COACHES WHO COACHED W/ RAVENS (Entering 2016 Season)

| Head Coach (Team) | Last Position Held w/ Ravens (Years) |
|------------------------|--|
| Jim Caldwell (Lions) | Offensive Coordinator (2012-13) |
| Jack Del Rio (Raiders) | Linebackers (1999-2001) |
| Kirk Ferentz (Iowa) | Asst. Head Coach/Offense (1996-98) |
| Hue Jackson (Browns) | Quarterbacks (2008-09) |
| Gary Kubiak (Broncos) | Offensive Coordinator (2014) |
| Marvin Lewis (Bengals) | Def. Coordinator (1996-2001) |
| Chuck Pagano (Colts) | Def. Coordinator (2008-11) |
| Rex Ryan (Bills) | Asst. Head Coach/Def. Coord. (1999-2008) |
| David Shaw (Stanford) | Wide Receivers (2002-05) |

• Other former Ravens assistants who became head coaches include Pat Hill (Fresno State), Eric Mangini (Jets and Browns), Rick Neuheisel (UCLA), Mike Nolan and Mike Singletary (49ers), Mike Pettine (Browns), Jim Schwartz (Lions), Mike Smith (Falcons) and Ken Whisenunt (Cardinals and Titans).

HOMEGROWN PRO BOWLERS

The Ravens have had 36 different players earn Pro Bowl honors since the team's inception in 1996. Of those, 20 are homegrown players – 17 drafted and three signed as a rookie free agent:

RAVENS HOMEGROWN PRO BOWLERS

| Year Drafted (Rd.) | Name | Pro Bowls |
|--------------------|------------------------|-----------|
| 1996 (1st) | LB Ray Lewis | 13 |
| 1996 (1st) | T Jonathan Ogden | 11 |
| 2002 (1st) | S Ed Reed | 9 |
| 2003 (1st) | OLB Terrell Suggs | 6 |
| 2006 (1st) | DT Haloti Ngata | 5 |
| 2007 (3rd) | G Marshal Yanda | 5 |
| 1997 (1st) | OLB Peter Boulware | 4 |
| 1999 (1st) | CB Chris McAlister | 3 |
| 2008 (2nd) | RB Ray Rice | 3 |
| 2001 (1st) | TE Todd Heap | 2 |
| 1996 (5th) | WR/RS Jermaine Lewis | 2 |
| 2007 (4th) | FB Le'Ron McClain | 2 |
| 2000 (6th) | OLB Adalius Thomas | 2 |
| 2015 (RFA) | LS Morgan Cox # | 1 |
| 2007 (1st) | G Ben Grubbs | 1 |
| 2006 (6th) | P Sam Koch | 1 |
| 2000 (1st) | RB Jamal Lewis | 1 |
| 2014 (1st) | LB C.J. Mosley | 1 |
| 2002 (RFA) | LB Bart Scott # | 1 |
| 2012 (RFA) | K Justin Tucker # | 1 |

Undrafted rookie free agent

Bold indicates 2015 Pro Bowler

2015 PRO BOWLERS

Four Ravens – **LS Morgan Cox** (first), **OLB Elvis Dumervil** (fifth), **P Sam Koch** (first) and **G Marshal Yanda** (fifth) – were tabbed as Pro Bowlers for their standout performances during the 2015 season. Their selections mark the 10th-consecutive season Baltimore sent multiple players to the NFL's All-Star game.

RAVENS TEAM / PERSONNEL NOTES

PLAYOFFS IN SIX OF EIGHT

Baltimore is one of five teams to earn a playoff berth six of the past eight seasons, doing so from 2008-12 and in 2014. In each of those respective years, the Ravens won at least one playoff game.

MOST NFL PLAYOFF BERTHS (2008-15 / Past Eight Seasons)

| Berths | Team | Seasons |
|--------|-------------------------|----------------------|
| 7 | Green Bay Packers | 2009-15 |
| 7 | New England Patriots | 2009-15 |
| 6 | Baltimore Ravens | 2008-12, 2014 |
| 6 | Cincinnati Bengals | 2009, 2011-15 |
| 6 | Indianapolis Colts | 2008-10, 2012-14 |

BATTLE IN THE NORTH

The Ravens have produced four AFC North titles since 2002 division realignment, including back-to-back division crowns from 2011-12 under head coach **John Harbaugh**.

MOST AFC NORTH TITLES (Since 2002 Division Realignment)

| Rk. | Team | AFC North Titles |
|-----|-------------------------|------------------|
| 1. | Pittsburgh Steelers | 6 |
| 2. | Baltimore Ravens | 4 |
| | Cincinnati Bengals | 4 |
| 4. | Cleveland Browns | 0 |

RAVENS AFC NORTH TITLE SEASONS (Franchise History)

| Season | Coach | Final Record | Postseason (Rec.) |
|--------|---------------|--------------|-------------------|
| 2012 | John Harbaugh | 10-6 | SB Champs (4-0) |
| 2011 | John Harbaugh | 12-4 | AFC Champ. (1-1) |
| 2006 | Brian Billick | 13-3 | Div. Game (0-1) |
| 2003 | Brian Billick | 10-6 | WC Game (0-1) |

RAVENS RFAs

The Ravens have a history of unearthing rookie free agent gems. On their Week 17 active roster, Baltimore had 19 players who entered the NFL as rookie free agents. Of those 19, 10 were originally signed by the Ravens (listed below):

ORIGINAL RAVENS ROOKIE FREE AGENT SIGNINGS (On Final 2015 Week 17 Roster)

| | |
|---------------------------|---------------------------|
| 2010: LS Morgan Cox | 2014: T James Hurst |
| 2010: LB Albert McClellan | 2014: LB Zachary Orr |
| 2012: K Justin Tucker | 2015: WR Daniel Brown |
| 2013: S Brynden Trawick | 2015: RB Terrence Magee |
| 2014: WR Jeremy Butler | 2015: G/T De'Ondre Wesley |

UNDRAFTED SUCCESS

Undrafted RFA **RB Terrence Magee** made the Ravens' 53-man Week 1 roster in 2015. His status marked the 12th-straight season a RFA has made Baltimore's roster, tying (Den. & NE) for the NFL's third-longest active streak.

CONSECUTIVE SEASONS W/ ROOKIE FA ON WEEK 1 ROSTER (Current NFL Streaks)

| Rk. | Team | Seasons |
|-----|----------------------------|-----------|
| 1. | Indianapolis Colts | 16 |
| 2. | Kansas City Chiefs | 13 |
| 3. | Bal., Den. & NE | 12 |

RAVENS "20/20" CLUB

The Ravens' "20/20 Club" includes members of the team's personnel staff who started with the Ravens as young assistants and grew into evaluators with more input. The term "20/20" refers to hiring 20-year-olds for \$20,000. According to **Ozzie Newsome**: "The guys actually started when they were a little older than 20 and for more than \$20,000, but that's what we call them."

RAVENS "20/20 CLUB" GRADUATES (Current Personnel Staff)

| Name | Joined Ravens | Current Title |
|-----------------------|---------------|------------------------------|
| George Kokinis (Cle.) | 1991 | Senior Personnel Asst. |
| Eric DeCosta | 1996 | Assistant General Manager |
| Joe Hortiz | 1998 | Director of College Scouting |
| Chad Alexander | 1999 | Asst. Dir. of Pro Personnel |
| Mark Azevedo | 2005 | Northeast Area Scout |
| David Blackburn | 2007 | West Area Scout |
| Ian Cunningham | 2008 | Southeast Area Scout |

QUITE THE STREAK

TEAMS TO WIN AT LEAST ONE PLAYOFF GAME IN FIVE-CONSECUTIVE POSTSEASONS (Since 1970 Merger)

| Team | Cons. Seasons | Years | Wins |
|-------------------------|---------------|----------------|----------|
| Dallas Cowboys | 6 | 1991-96 | 12 |
| New England Patriots | 5 | 2011-15 | 8 |
| Baltimore Ravens | 5 | 2008-12 | 9 |
| New England Patriots | 5 | 2003-07 | 11 |
| Philadelphia Eagles | 5 | 2000-04 | 7 |
| Green Bay Packers | 5 | 1993-97 | 9 |
| Oakland Raiders | 5 | 1973-77 | 7 |

CONSISTENT CONTENDERS

The Baltimore Ravens have earned 10 playoff berths in their 20-year history (2014, 2012, 2011, 2010, 2009, 2008, 2006, 2003, 2001, 2000). Baltimore's 10 berths from 2000-15 tie (Pit.) for third in the AFC and tie for fourth overall in the NFL.

MOST NFL PLAYOFF BERTHS (Since 2000)


| AFC | NEC |
|-----------------------|-------------------|
| 13 - Indianapolis | 12 - Green Bay |
| 13 - New England | 10 - Philadelphia |
| 10 - Baltimore | 10 - Seattle |
| 10 - Pittsburgh | 7 - NY Giants |
| 9 - Denver | |

AN ELITE GROUP

The Baltimore Ravens have won two Super Bowl titles during their 20-year history, capturing the Lombardi Trophy in 2000 and 2012. Baltimore is just one of four NFL franchises to win multiple World Championships since 2000.

MOST SUPER BOWL CHAMPIONSHIPS (Since 2000 Season)

| Titles | Team | Seasons |
|--------|-------------------------|---------------------|
| 4 | New England Patriots | 2001, 2003-04, 2014 |
| 2 | Baltimore Ravens | 2000, 2012 |
| 2 | New York Giants | 2007, 2011 |
| 2 | Pittsburgh Steelers | 2005, 2008 |



HONORS / IRONMEN / TURNOVERS

NFL IRONMEN

Among active players, **P Sam Koch** (160) & **FB Kyle Juszczyk** (48, tied) rank fourth and first, respectively, at their positions for most consecutive games played.

CONSECUTIVE GAMES PLAYED / CURRENT NFL STREAKS

| PUNTERS | | FULLBACKS | |
|---|-------------------------------------|-----------------------------|--|
| 1. Shane Lechler (Hou.) . . . 222 | 1. Kyle Juszczyk (Bal.) 48 | Anthony Sherman (KC) . . 48 | |
| 2. Andy Lee (Cle.) 192 | 3. Will Johnson (Pit.) 47 | | |
| 3. Donnie Jones (Phi.) . . . 176 | 4. Patrick DiMarco (Atl.) . . . 46 | | |
| 4. Sam Koch (Bal.) 160 | | | |

DURABLE RAVENS

P Sam Koch (160-straight contests) has not missed a game in his NFL career, a streak that ranks first in Ravens franchise history. Among non-specialists, **OLB Courtney Upshaw** owns the longest active streak of consecutive games played (64).

RAVENS CONSECUTIVE GAMES PLAYED / CURRENT STREAKS

| Rk. | Player | Games |
|-----|-----------------|-------|
| 1. | Sam Koch | 160 |
| 2. | Justin Tucker | 64 |
| | Courtney Upshaw | 64 |

RAVENS CONSECUTIVE GAMES PLAYED / ALL-TIME STREAKS

| Rk. | Player | Games | Years |
|-----|----------------|-------|--------------|
| 1. | Sam Koch | 160 | 2006-present |
| 2. | Jarret Johnson | 129 | 2003-11 |
| 3. | Joe Flacco | 122 | 2008-2015 |
| 4. | Peter Boulware | 111 | 1997-2003 |
| 5. | Matt Stover | 110 | 2002-08 |

A LOT OF TURNOVER IN 2015

For the 2015 season, when comparing the Ravens' 53-man rosters from Week 1 to Week 17, Baltimore had 16 players who were not on the team to start the season. Here is a breakdown of those who were gone in Week 17 and the new arrivals:

WEEK 17 RAVENS NOT ON WEEK 1 53-MAN ROSTER (16)

Defense

OLB Chris Carter
CB Sheldon Price
CB Jumal Rolle
DE Brent Urban
DB Jermaine Whitehead
CB Shareece Wright

Offense

WR Daniel Brown
WR Jeremy Butler
WR/RS Kaelin Clay
QB Jimmy Clausen
WR Chris Givens
QB Ryan Mallett
WR Chris Matthews
TE Konrad Reuland
G/T De'Ondre Wesley
RB Terrance West

WEEK 1 RAVENS NOT ON WEEK 17 53-MAN ROSTER (16)

Defense

DT Christo Bilukidi
DE Chris Canty*
CB Rashaan Melvin
OLB Terrell Suggs*

Offense

TE Nick Boyle
WR Marlon Brown
WR/RS Michael Campanaro
QB Joe Flacco*
RB Justin Forsett*
TE Crockett Gillmore*
T Eugene Monroe*
WR Breshad Perriman
WR Steve Smith Sr.*
RB Lorenzo Taliaferro
WR Darren Waller
C Jeremy Zuttah*

*Starter

THE GIVE & TAKE

Since 2008, Baltimore has compiled a +24 turnover margin, ranking as the NFL's seventh-best mark. (The Ravens were -14 in 2015.)

NFL'S TOP TURNOVER MARGIN / SINCE 2008

| Rk. | Team | Turnover Diff. | Take-Aways | Give-Aways |
|-----|------------------|----------------|------------|------------|
| 1. | New England | +105 | 238 | 133 |
| 2. | Green Bay | +88 | 232 | 144 |
| 3. | San Francisco | +42 | 207 | 165 |
| 4. | Carolina | +40 | 233 | 193 |
| 5. | Seattle | +34 | 213 | 179 |
| 6. | Atlanta | +26 | 209 | 183 |
| 7. | Baltimore | +24 | 204 | 180 |

MOST TAKE-AWAYS (Since 2008)

| |
|------------------------------|
| 1. Chicago 239 |
| 2. New England 238 |
| 3. NY Giants 234 |
| 4. Carolina 233 |
| 5. Green Bay 232 |
| 6. Arizona 229 |

FEWEST GIVE-AWAYS (Since 2008)

| |
|--|
| 1. New England 133 |
| 2. Green Bay 144 |
| 3. San Francisco 165 |
| 4. Seattle 179 |
| 5. Baltimore 180 |
| Kansas City 180 |

PROTECT THE PIGSKIN

In the **John Harbaugh** Era (since 2008), the Ravens have produced 36 games without turning the ball over, a mark that ranks fifth best in the NFL. Baltimore's record is 31-5 in those contests.

ZERO-TURNOVER GAMES / SINCE 2008

| Rk. | Team | Zero-Turnover Games |
|-----|-------------------------|---------------------|
| 1. | New England Patriots | 49 |
| 2. | Green Bay Packers | 44 |
| 3. | San Francisco 49ers | 43 |
| 4. | Kansas City Chiefs | 41 |
| 5. | Baltimore Ravens | 36 |

TURNOVER TABLE SINCE 2000

| Year | TA/TO | Plus/Minus | Record |
|--------------|----------------|------------|----------------|
| 2015 | 14/28 | -14 | 5-11 |
| 2014 | 22/20 | +2 | 10-6 |
| 2013 | 24/29 | -5 | 8-8 |
| 2012 | 25/16 | +9 | 10-6 |
| 2011 | 25/23 | +2 | 12-4 |
| 2010 | 27/20 | +7 | 12-4 |
| 2009 | 32/22 | +10 | 9-7 |
| 2008 | 34/21 | +13 | 11-5 |
| 2007 | 23/40 | -17 | 5-11 |
| 2006 | 40/23 | +17 | 13-3 |
| 2005 | 26/36 | -10 | 6-10 |
| 2004 | 34/23 | +11 | 9-7 |
| 2003 | 41/38 | +3 | 10-6 |
| 2002 | 31/32 | -1 | 7-9 |
| 2001 | 28/36 | -8 | 10-6 |
| 2000 | 49/26 | +23 | 12-4 |
| Total | 475/429 | +46 | 149-107 |

Since 2000, here are the Ravens' records in a game:

When turnover ratio is +2 or better 69-3
When turnover ratio is +1 or better 97-12
When turnover ratio is even 26-19
When turnover ratio is negative 25-75

69-3

- Since 2000, the Ravens own a 69-3 record when posting at least a +2 turnover margin in a game, with the only losses coming in 2010 in a 23-20 OT thriller at NE, in 2012 in a 24-23 dramatic game at Phi. and in Week 13 of 2014's season in a tight 34-33 loss vs. SD.

THAT M&T MAGIC

HARBAUGH AT HOME

Under **John Harbaugh**, the Ravens are 48-16 in games played in Baltimore, ranking as the NFL's third-best home mark since the 2008 NFL campaign began.

NFL'S BEST REGULAR SEASON HOME RECORDS (John Harbaugh Era / Since 2008)

| Rk. | Team | Record | Pct. |
|-----|-------------------------|--------------|-------------|
| 1. | New England Patriots | 56-8 | .875 |
| 2. | Green Bay Packers | 49-14-1 | .773 |
| 3. | Baltimore Ravens | 48-16 | .750 |
| 4. | Pittsburgh Steelers | 46-18 | .719 |

DOMINANT IN BALTIMORE

Simply put, the Ravens have been dominant at home since the day they arrived in Baltimore. Below are the Ravens' respective home records and corresponding NFL rankings during several periods.

RAVENS HOME RECORDS / NFL RANKINGS

| Time Period (Milestone) | Record | NFL Rank |
|--------------------------------------|----------|-----------------|
| Since 2010 (Past Six Seasons) | 36-12 | 3 rd |
| Since 2008 (John Harbaugh's Arrival) | 48-16 | 3 |
| Since 2000 (First Super Bowl Season) | 94-34 | 2 |
| Since 1998 (M&T Bank Stadium Opened) | 102-42 | 3 |
| Since 1996 (Team's Inception) | 109-50-1 | 5 |

PROTECTING THE BANK

Baltimore's "D" has been mostly dominant at home the past few seasons with **John Harbaugh** at the helm. From 2008-14, Baltimore allowed foes to score an average of 20-or-more points only once (2012) at M&T Bank Stadium. In 2015, the team uncharacteristically gave up points at home, allowing 26.0 per game.

RAVENS POINTS PER GAME ALLOWED AT HOME / 2008-15

| Rk. | Season | Points/Game | NFL Rank |
|-----|--------|-------------|----------|
| 1. | 2008 | 10.0 | 1 |
| 2. | 2009 | 11.9 | 1 |
| 3. | 2014 | 13.6 | 1 |
| 4. | 2011 | 14.9 | 3 |
| 5. | 2010 | 16.5 | 6 |
| 6. | 2013 | 17.6 | 5 |
| 7. | 2012 | 22.4 | 20 |
| 8. | 2015 | 26.0 | 24 |

SHUT 'EM DOWN

FEWEST POINTS/GAME ALLOWED AT HOME (Since 2008)

| | | |
|----|---------------|------|
| 1. | Baltimore | 16.6 |
| 2. | San Francisco | 17.1 |
| 3. | Pittsburgh | 17.4 |

Baltimore has permitted an NFL-best 16.6 ppg at home during the **John Harbaugh** Era. Under "Harbs," the Ravens are 24-0 at home when allowing 10 points or fewer. Impressively, in 14 of those games, the Ravens gave up no more than 7 points.

CHARM CITY SACKS

MOST SACKS AT HOME / SINCE 2011

| Rk. | Team | Sacks | Yards |
|-----|-------------------------|------------|------------|
| 1. | Minnesota Vikings | 122 | 786 |
| 2. | Arizona Cardinals | 119 | 856 |
| 3. | Baltimore Ravens | 117 | 792 |

• Since 2011, Baltimore has at least 5 sacks in seven different home games (all wins).

M&T BANK SECURITY

The Ravens' "D" has been stout at home for many seasons. Since 2003, Baltimore ranks first in fewest points allowed per game among home teams. The Ravens have also registered the most INTs (131, tied w/ Cincy) and most sacks (286) among home teams.

BEST NFL DEFENSES AT HOME (Since 2003)

TOTAL DEFENSE (Fewest Yards Allowed)

| | | |
|----|------------------|--------------|
| 1. | Pittsburgh | 290.5 |
| 2. | Baltimore | 292.9 |
| 3. | NY Jets | 302.0 |

POINTS PER GAME (Fewest Allowed)

| | | |
|----|------------------|-------------|
| 1. | Baltimore | 16.4 |
| 2. | New England | 16.9 |
| 3. | Seattle | 17.3 |

INTERCEPTIONS (Most in NFL)

| | | |
|----|------------------|------------|
| 1. | Baltimore | 131 |
| | Cincinnati | 131 |
| 3. | GB/NE | 129 |

SACKS (Most in NFL)

| | | |
|----|------------------|------------|
| 1. | Baltimore | 286 |
| 2. | Minnesota | 285 |
| 3. | NY Giants | 278 |

HOME SWEET HOME

- The Ravens are 12-7 at home in the month of December under head coach **John Harbaugh** and 32-15 in such games during their history.
- Under coach Harbaugh, the Ravens are 17-7 in home games played against AFC North foes.
- Baltimore has won 12 of its last 16 home games vs. AFC North foes.
- Baltimore has won 17 of its last 19 home games vs. NFC teams.
- The Ravens are 12-2 at home all time against teams from the *West Coast* (Oak. – 5-0, SD – 3-1, SF – 2-0 and Sea. – 2-1).
- In the Ravens' history, Baltimore has hosted 17 games when the temperature was below 40 degrees. Impressively, the Ravens are 15-2 in these contests, winning 15 of the past 16.
- Under coach Harbaugh, the Ravens are 14-3 in November home games. The Ravens have won 12 of their past 14 home games during the month.
- Under coach Harbaugh, the Ravens are 13-2 in September home games. The Ravens have won 16 of their past 18 home games in the month of September.

AT HOME UNDER HARBS

16.6

Points per game Baltimore has permitted at home since 2008, the NFL's best defensive mark (see chart to the left).

71

Interceptions by the Ravens at home since 2008, ranking as the NFL's sixth most (tied, Chi.).

74.4

Passer rating the Ravens have forced for opposing QBs at M&T Bank Stadium since 2008, the NFL's best mark.

300.7

Yards per game the Ravens' defense has permitted at home since 2008, ranking as the NFL's third-stingiest average during that span.

1,591-1,063

Ratio the Ravens have outscored opponents at home since 2008, limiting foes to 16.6 points per game. In their 48 wins during this span, the margin of victory has been 13.9 ppg.

DEFENSIVE NOTES

SACK IT TO 'EM

Dating back to 2014 (the last 32 games), the Ravens have produced the NFL's fourth-most sacks (86, tied w/ Philly). Baltimore tallied 37 sacks in 2015, tied (Phi. & Sea.) for the NFL's 17th most.

NFL'S MOST SACKS / SINCE 2014

| Rk. | Team | Sacks | Yards |
|-----|-------------------------|-----------|------------|
| 1. | Denver Broncos | 93 | 603 |
| | Kansas City Chiefs | 93 | 543 |
| 3. | New England Patriots | 89 | 640 |
| 4. | Baltimore Ravens | 86 | 582 |
| | Philadelphia Eagles | 86 | 600 |

RED ZONE SUCCESS

• Baltimore is the only team to rank among the NFL's Top 5 in red zone defense in 10 of the past 12 seasons, including a streak of nine-straight years from 2004-12. The Ravens ranked 11th in red zone defense (53.2%) in 2015, marking the first time they have not been in the Top 7 since 2003.

• Here are the Ravens' red zone defense rankings in each of the past 12 seasons: 2004 (second), 2005 (fifth), 2006 (first), 2007 (third), 2008 (second), 2009 (fourth), 2010 (fifth), 2011 (first), 2012 (second), 2013 (seventh), 2014 (second) and 2015 (11th).

GOAL-TO-GO "D"

Since 2008 (during the **John Harbaugh** Era), the Ravens' "D" has allowed an NFL-low 100 goal-to-go TDs. Additionally, Baltimore's 58.1 defensive goal-to-go TD% ranks No. 1 during this span.

GOAL-TO-GO DEFENSE / SINCE 2008

| OPP. TOUCHDOWN PCT. | TOUCHDOWNS ALLOWED |
|--------------------------------|-------------------------------|
| 1. Baltimore 58.1 | 1. Baltimore 100 |
| 2. Pittsburgh 60.0 | 2. Pittsburgh 108 |
| 3. Seattle 64.7 | 3. Cincinnati 121 |

MAKING SHORT WORK

Since **Dean Pees** was named "D" coordinator in 2012, Baltimore has forced the NFL's third-most three-&-outs (194). The Ravens' 25.4 three-and-out percentage since 2012 also ranks third in the NFL.

DEFENSIVE THREE-AND-OUTS (Since 2012 / Dean Pees' Def. Coord. Tenure)

| Rk. | Team | 3-&-Out Drives |
|-----|-------------------------|----------------|
| 1. | Denver Broncos | 215 |
| 2. | New York Jets | 200 |
| 3. | Baltimore Ravens | 194 |

RAVENS EXTEND NFL RECORD

The Ravens have never allowed an opponent to average more than 4.0 yards per rushing attempt in a season. (Baltimore permitted a 3.97-yard rush average in 2015.)

MOST CONSECUTIVE SEASONS ALLOWING 4.0 YARDS OR FEWER PER CARRY / NFL HISTORY

| Team | Years | Consecutive Seasons Allowing 4.0 or Fewer |
|------------------|------------------|--|
| Baltimore | 1996-2015 | 20 |
| Buffalo | 1986-2000 | 15 |
| Dallas | 1964-78 | 15 |

"D" NUMBERS TO RAVE ABOUT

15

Games since 2008 the Ravens have not allowed an opponent to score a TD. Only SF (19), Sea. (19) and Pit. (17) have more.

20

Consecutive seasons the Ravens' defense has held opponents to a 4.0 rushing average or less, the NFL's longest such streak.

32

An NFL-high games (tied w/ Pit.) the Ravens have held foes to 10 points or fewer since 2008. Baltimore is 32-0 in these contests.

SHUTOUT CITY

Since 2000, Baltimore's "D" owns the NFL's second-most shutouts, blanking opponents nine times. The Ravens' last shutout came on 11/16/09 in a 16-0 Monday Night Football win at Cleveland.

NFL SHUTOUT LEADERS / SINCE 2000

| Rk. | Team | Shutouts |
|-----|--------------------------|----------|
| 1. | Seattle Seahawks | 10 |
| 2. | Baltimore Ravens | 9 |
| 3. | New England / Pittsburgh | 8 |

PROFITABLE RETURNS

Since 1996, the Ravens own 56 defensive TDs, scoring at least one in each season of their existence, including **CB Jimmy Smith's** 24-yard INT-TD in 2015's Week 1 game at Den. and **ILB C.J. Mosley's** 41-yard FR-TD in Week 3 vs. Cin. Baltimore is 43-9 all time when tallying a D-TD, and since 2003, has the NFL's third most (43).

NFL DEFENSIVE TOUCHDOWNS (Since 2003)

| Rk. | Team | D-TDs |
|-----|-------------------------|-----------|
| 1. | Green Bay Packers | 45 |
| 2. | Arizona Cardinals | 44 |
| 3. | Baltimore Ravens | 43 |
| 4. | Chicago Bears | 41 |

INTERCEPTION TDs (Since 2003)

| | | |
|----|------------------|-----------|
| 1. | Chicago | 33 |
| | Green Bay | 33 |
| 3. | Baltimore | 32 |
| 4. | Arizona | 31 |

HISTORY OF DOMINANCE

Dating back to their 2000 Super Bowl-winning season, the Ravens' defense ranks in the Top 3 in most significant categories.

TOTAL DEFENSE (Yards Allowed Since 2000)

| | | |
|----|------------------|--------------|
| 1. | Pittsburgh | 292.8 |
| 2. | Baltimore | 300.7 |
| 3. | NY Jets | 316.5 |

TOUCHDOWNS (Fewest Allowed Since 2000)

| | | |
|----|------------------|------------|
| 1. | Baltimore | 482 |
| 2. | Pittsburgh | 501 |
| 3. | New England | 548 |

3RD-DOWN CONV. PCT. (Pct. Since 2000)

| | | |
|----|------------------|-------------|
| 1. | Baltimore | 35.0 |
| 2. | Philadelphia | 35.9 |
| 3. | Chicago | 36.4 |

INT PERCENTAGE (Highest Since 2000)

| | | |
|----|------------------|------------|
| 1. | Tampa Bay | 3.7 |
| 2. | Green Bay | 3.6 |
| 3. | Baltimore | 3.4 |

POINTS PER GAME (Fewest Allowed Since 2000)

| | | |
|----|------------------|-------------|
| 1. | Pittsburgh | 18.0 |
| 2. | Baltimore | 18.2 |
| 3. | New England | 18.9 |

RUSHING YARDS/GAME (Fewest Allowed Since 2000)

| | | |
|----|------------------|-------------|
| 1. | Pittsburgh | 90.7 |
| 2. | Baltimore | 93.5 |
| 3. | Minnesota | 104.6 |

4TH-DOWN CONV. PCT. (Pct. Since 2000)

| | | |
|----|------------------|-------------|
| 1. | Baltimore | 41.6 |
| 2. | New England | 42.9 |
| 3. | Cincinnati | 44.4 |

OPPONENT QB RATING (Lowest Since 2000)

| | | |
|----|------------------|-------------|
| 1. | Baltimore | 75.3 |
| 2. | Green Bay | 77.6 |
| 3. | Pittsburgh | 77.7 |

OFFENSIVE NOTES

SECURITY DETAIL

Since 2014 (a 32-game span), Baltimore's 43 sacks permitted rank as the NFL's fewest. Baltimore has allowed zero sacks in 10 games dating back to 2014, a mark that ties (Cin.) for the NFL's most.

| NFL'S FEWEST SACKS ALLOWED (Since 2014) | | NFL'S FEWEST SACKS ALLOWED (2015 Season) | | | |
|--|--------------------|---|-----|------------------|-------|
| Rk. | Team | Sacks | Rk. | Team | Sacks |
| 1. | Baltimore Ravens | 43 | 1. | St. Louis Rams | 18 |
| 2. | Arizona Cardinals | 55 | 2. | New York Jets | 22 |
| | Cincinnati Bengals | 55 | 3. | Baltimore Ravens | 24 |

ZERO SACKS ALLOWED / GAMES / SINCE 2014

| | |
|--------------------|----|
| Baltimore Ravens | 10 |
| Cincinnati Bengals | 10 |
| New York Giants | 8 |
| Oakland Raiders | 7 |

SO AGGRESSIVE

The Ravens' offense is known for being aggressive on fourth down. In 2015, Baltimore "went for it" on fourth-and-1 a league-high 8 times (tied with NE & TB). The Ravens successfully converted 6 of those attempts (75%) into first downs.

NFL'S MOST FOURTH-AND-1 ATTEMPTS / 2015 SEASON

| Rk. | Teams | Att. | Conv. | Pct. |
|-----|-------------|------|-------|------|
| 1. | Baltimore | 8 | 6 | 75.0 |
| | New England | 8 | 5 | 62.5 |
| | Tampa Bay | 8 | 4 | 50.0 |

Fourth-&-1 Since 2014:

- Since 2014, the Ravens own an NFL-high 18 fourth-and-1 attempts. Baltimore has converted 12 of those (66.7%) into first downs.

RAVENS WILL RUN

- ✓ Says head coach **John Harbaugh**: "Running the football is part of our DNA in Baltimore."
- ✓ Under coach Harbaugh (since 2008), the Ravens have averaged the NFL's 11th-most rushing yards per game (118.2).
- ✓ Since 2008, the Ravens' 116 rushing touchdowns rank sixth in the NFL, while their 3,704 rushing attempts stand No. 5.

A DIVERSE ATTACK

Since 2008, when **John Harbaugh** was named Baltimore's head coach, the Ravens are one of four NFL teams (NE, NO & Phi.) to produce at least 170 passing and 115 rushing touchdowns. Baltimore has been a very balanced attack under Harbaugh, finding success both on the ground and through the air.

TEAMS W/ AT LEAST 170 PASSING & 115 RUSHING TOUCHDOWNS (Since 2008 / John Harbaugh Era)

| Team | Passing TDs | Rushing TDs | Total TDs |
|----------------------|-------------|-------------|-----------|
| Baltimore Ravens | 172 | 116 | 288 |
| New England Patriots | 254 | 148 | 402 |
| New Orleans Saints | 294 | 118 | 412 |
| Philadelphia Eagles | 200 | 127 | 327 |

- ✓ In addition to their diverse scoring offense, the Ravens have gained yards via the pass and run since 2008. Baltimore is one of six NFL teams (NE, Den., Phi., Hou. & Was.) to average at least 220 passing yards and 115 rushing yards per game since coach Harbaugh's 2008 arrival.

TOP "O" UNDER JOHN/JOE

The Ravens' Top 6 all-time single-game offensive outputs have come during the **John Harbaugh/QB Joe Flacco** Era. This figure includes a 493-yard output at Oakland in 2015's Week 2 game that produced the Ravens' most total yards since 12/23/12.

RAVENS TOP TOTAL NET YARDS (Single-Game History)

| Yards | Game/Date | Results |
|-------|-------------------|----------|
| 553 | 9/25/11 at STL | W, 37-7 |
| 548 | 12/13/09 vs. Det. | W, 48-3 |
| 533 | 12/23/12 vs. NYG | W, 33-14 |
| 503 | 9/23/12 vs. NE | W, 31-30 |
| 501 | 9/13/09 vs. KC | W, 38-24 |
| 493 | 9/20/15 at Oak. | L, 33-37 |

RAVENS MOST TOTAL YARDS (Since 2012 / Past Four Years)

| | |
|-------------------|------|
| 12/23/12 vs. NYG | 533 |
| 09/23/12 vs. NE | 503 |
| 09/20/15 at Oak. | 493* |
| 10/12/14 at TB | 475 |
| 09/28/14 vs. Car. | 454 |

* under OC Marc Trestman

STREAK OF 350+

For the first time in team history, in Weeks 2-6 of the 2015 season, Baltimore produced five-consecutive games with at least 350 yards of offense. Here are the Ravens' all-time four-game streaks of at least 350 yards of offense and 2015's five-game stretch:

MOST CONSECUTIVE GAMES / 350+ YARDS OF OFFENSE (Ravens History)

| Year | Games | Yards/Opponent |
|------|--------|--|
| 1996 | 7-10* | 392 at Den., 478 vs. STL, 371 vs. Cin. and 387 at Jax. |
| 2000 | 10-13* | 378 at Cin., 361 at Ten., 479 vs. Dal. and 461 vs. Cle. |
| 2010 | 5-8* | 415 vs. Den., 377 at NE, 364 vs. Buf. and 402 vs. Mia. |
| 2015 | 2-6 ~ | 493 at Oak., 398 vs. Cin., 356 at Pit., 377 vs. Cle. & 420 at SF |

* four-game stretch ~ five-game franchise record

RAVENS NEAR FRANCHISE BEST

In 2015, under new offensive coordinator **Marc Trestman**, Baltimore posted the second-most net yards in team history (89 short of 2014 record), finishing with 5,749 yards. The Ravens also set a franchise record by averaging 266.9 passing yards per game.

RAVENS OFFENSIVE OUTPUT / SINGLE-SEASON HISTORY

| NET PASSING YARDS | | TOTAL NET YARDS | |
|-------------------|-------|-----------------|-------|
| Year | Yards | Year | Yards |
| 2015 | 4,271 | 2014 | 5,838 |
| 1996 | 3,978 | 2015 | 5,749 |
| 2014 | 3,819 | 1996 | 5,723 |
| 2012 | 3,739 | 2012 | 5,640 |
| 1997 | 3,702 | 2009 | 5,619 |

LIMITING MISTAKES

The Ravens committed just 16 turnovers in their 2012 Super Bowl-winning campaign, producing a franchise single-season low. In team history, Baltimore's fewest penalties committed occurred during the 2001 season.

FEWEST PENALTIES (Ravens Single-Season History)

| Year | Penalties |
|-----------|-----------|
| 2001 | .89 |
| 2010 | .90 |
| 2011 | .92 |
| 1996/2004 | .94 |

FEWEST TURNOVERS (Ravens Single-Season History)

| Year | TO |
|------|----|
| 2012 | 16 |
| 2014 | 20 |
| 2010 | 20 |
| 2008 | 21 |

- ✓ **2015 Note:** Turnovers and penalties hurt the Ravens in 2015. Baltimore had 28 TOs (tied w/ Jax., Pit. & TB for the NFL's eighth most) and 122 penalties (the league's sixth most, tied with Rams).

ALL-TIME RESULTS / TRENDS

RAVENS ALL-TIME RECORDS

| | <u>Overall Record</u> | <u>Home</u> | <u>Away</u> |
|--|-----------------------|-------------|-------------|
| Overall | 173-146-1 | 109-50-1 | 64-96 |
| In M&T Bank Stadium (since 1998) | 102-42 | 102-42 | n/a |
| Coached by Ted Marchibroda | 16-31-1 | 11-12-1 | 5-19 |
| Coached by Brian Billick | 80-64 | 50-22 | 30-42 |
| Coached by John Harbaugh | 77-51 | 48-16 | 29-35 |
| vs. AFC Teams | 133-115 | 84-46 | 49-69 |
| vs. AFC North | 48-36 | 29-13 | 19-23 |
| vs. AFC Central (1996-2001) | 26-28 | 13-14 | 13-14 |
| vs. AFC East | 19-19 | 13-5 | 6-14 |
| vs. AFC South | 14-15 | 10-5 | 4-10 |
| vs. AFC West | 22-17 | 15-6 | 7-11 |
| vs. NFC Teams | 45-32-1 | 30-7-1 | 15-25 |
| vs. NFC North | 6-6 | 5-1 | 1-5 |
| vs. NFC Central (1996-2001) | 3-5 | 3-1 | 0-4 |
| vs. NFC East | 12-6-1 | 7-1-1 | 5-5 |
| vs. NFC South | 10-6 | 5-3 | 5-3 |
| vs. NFC West | 14-9 | 10-1 | 4-8 |
| On Monday Night Football - ABC/ESPN | 11-10 | 4-2 | 7-8 |
| On NBC/ESPN - Sunday Night or Thursday Night | 15-13 | 11-5 | 4-8 |
| On NFL Network | 5-2 | 3-0 | 2-2 |
| In Overtime | 12-10-1 | 7-3-1 | 5-7 |
| Ravens Shutout Wins | 10-0 | 5-0 | 5-0 |
| In Season Openers | 9-11 | 6-4 | 3-7 |
| Indoors | 6-13 | n/a | 6-13 |

Note: Baltimore has played in Houston's Reliant/NRG Stadium five times (3-2), Indy's Lucas Oil Stadium twice (0-2) and Dallas' Texas Stadium once (1-0). Three of those games at Reliant Stadium (12/13/10, 10/21/12 & 12/21/14) came when the roof was closed, meaning those games were "indoors," while the other games listed are considered "outdoors" due to open roofs.

| | | | |
|--------------|---------|---------|-------|
| In August | 0-1 | 0-1 | 0-0 |
| In September | 40-28 | 27-7 | 13-21 |
| In October | 33-42 | 18-15 | 15-27 |
| In November | 50-36-1 | 29-12-1 | 21-24 |
| In December | 45-36 | 32-15 | 13-21 |
| In January | 5-3 | 3-0 | 2-3 |

RAVENS TRENDS

| <u>Team</u> | <u>Since 2000</u> | <u>Since 2008</u> | <u>2015</u> | <u>Offense</u> | <u>Since 2000</u> | <u>Since 2008</u> | <u>2015</u> |
|---------------------------------|-------------------|-------------------|-------------|-----------------------------------|-------------------|-------------------|-------------|
| Record | 149-107 | 77-51 | 5-11 | Scoring 20 or more points | 114-35 | 63-20 | 4-5 |
| vs. AFC North (since 2002) | 48-36 | 30-18 | 3-3 | Scoring 30 or more points | 51-6 | 31-4 | 1-2 |
| vs. AFC | 111-82 | 57-39 | 4-8 | Having 20 or more first downs | 66-39 | 44-20 | 3-6 |
| vs. NFC | 38-25 | 20-12 | 1-3 | Totaling 350 or more net yards | 68-33 | 43-18 | 4-7 |
| Home | 94-34 | 48-16 | 3-5 | At least 35 minutes time of poss. | 38-6 | 18-4 | 1-1 |
| Away | 55-73 | 29-35 | 2-6 | Rushing for 150 or more yards | 50-13 | 25-5 | 1-1 |
| On grass | 60-56 | 22-20 | 2-5 | When not throwing an INT | 85-15 | 47-8 | 2-1 |
| Artificial turf | 89-51 | 55-31 | 3-6 | With a 100-yard rusher | 51-19 | 23-6 | 1-1 |
| Outdoors | 144-97 | 71-45 | 5-10 | Without a 100-yard rusher | 98-88 | 54-45 | 4-10 |
| Indoors | 5-10 | 4-5 | 0-1 | With a 100-yard receiver | 33-20 | 20-13 | 1-5 |
| September | 32-21 | 17-10 | 0-3 | Without a 100-yard receiver | 116-87 | 57-38 | 4-6 |
| October | 30-31 | 14-15 | 1-3 | With a 300-yard passer | 19-16 | 16-11 | 1-5 |
| November | 45-24 | 25-10 | 3-1 | Without a 300-yard passer | 130-91 | 61-40 | 4-6 |
| December | 37-29 | 18-15 | 1-3 | <u>Defense</u> | <u>Since 2000</u> | <u>Since 2008</u> | <u>2015</u> |
| January | 5-2 | 3-1 | 0-1 | When scoring a defensive TD | 37-7 | 14-4 | 0-2 |
| Leading at halftime | 114-20 | 59-14 | 2-3 | When returning an INT for a TD | 31-3 | 13-2 | 0-1 |
| Trailing at halftime | 26-75 | 13-33 | 3-7 | When returning a fumble for a TD | 7-4 | 2-2 | 0-1 |
| Tied at halftime | 9-12 | 5-4 | 0-1 | Recording 3 or more sacks | 80-34 | 34-20 | 2-6 |
| Tied after 3 quarters | 3-6 | 1-2 | 0-0 | Holding opp. under 250 net yards | 42-6 | 26-6 | 1-2 |
| Leading After 3 quarters | 125-15 | 67-13 | 2-2 | Holding opp. under 21 points | 117-34 | 60-13 | 3-2 |
| Trailing after 3 quarters | 22-85 | 9-39 | 3-9 | Holding opp. under 15 points | 94-15 | 46-5 | 1-1 |
| Decided by 7 points or less | 62-58 | 31-34 | 5-7 | Allowing a 100-yard rusher | 15-21 | 8-10 | 2-2 |
| Decided by 3 points or less | 37-34 | 21-20 | 4-3 | Not allowing a 100-yard rusher | 133-87 | 69-41 | 3-9 |
| When scoring first | 100-30 | 55-15 | 3-3 | Allowing a 100-yard receiver | 30-36 | 13-20 | 0-5 |
| When not scoring first | 49-77 | 22-36 | 2-8 | Not allowing a 100-yard receiver | 120-70 | 64-31 | 5-6 |
| Positive or even turnover ratio | 124-32 | 60-19 | 3-2 | Allowing a 300-yard passer | 22-21 | 14-13 | 1-4 |
| Negative turnover ratio | 25-76 | 17-32 | 2-9 | Not allowing a 300-yard passer | 126-86 | 63-38 | 4-7 |
| Winning penalty ratio | 67-44 | 36-18 | 1-4 | | | | |
| Losing penalty ratio | 71-54 | 34-26 | 3-6 | | | | |
| Overtime | 9-8 | 6-5 | 1-1 | | | | |
| When returning a KOR for a TD | 5-2 | 5-1 | 0-0 | | | | |
| When returning a PR for a TD | 8-2 | 4-0 | 1-0 | | | | |

RAVENS PLAYER NOTES

FRANCHISE LEADER



Prior to sustaining a 2015 season-ending knee injury in Week 11 vs. St. Louis, **QB Joe Flacco** had thrown for 2,791 yards, ranking as the NFL's sixth most. Flacco was on pace to set a career- and franchise-record 4,466 yards in 2015. He also had thrown for 14 TDs and 12 INTs (83.1 rating) before being injured.

RAVENS CAREER PASSING LEADERS

| Rk. | Player | G | Att | Cmp | Pct | Yards | TD | INT | Rate |
|-----|---------------|-----|-------|-------|------|--------|-----|-----|------|
| 1. | Joe Flacco | 122 | 4,070 | 2,479 | 60.9 | 28,322 | 162 | 102 | 84.7 |
| 2. | Kyle Boller | 53 | 1,311 | 746 | 56.9 | 7,846 | 45 | 44 | 71.9 |
| 3. | V. Testaverde | 29 | 1,019 | 596 | 58.5 | 7,148 | 51 | 34 | 82.8 |

FOOTBALL IRONMAN

2015's Week 12 tilt in Cleveland was the first game **QB Joe Flacco** (knee) has missed in his career, snapping a streak of 137-straight starts (including playoffs). Prior to being injured in Week 11 vs. St. Louis, he had 122-consecutive regular season starts under his belt, marking the fifth-longest streak in NFL history.

MOST CONSECUTIVE STARTS BY A QUARTERBACK / NFL HISTORY

| Rk. | Player (Years) | Games |
|-----|------------------------------|-------|
| 1. | Brett Favre (1992-2010) | 297 |
| 2. | Peyton Manning (1998-2011) | 208 |
| 3. | Eli Manning (2004-present) | 183 |
| 4. | Philip Rivers (2006-present) | 160 |
| 5. | Joe Flacco (2008-15) | 122 |
| 6. | Ron Jaworski (1977-84) | 116 |

LEADER OF 300s

Prior to his season-ending knee injury, **QB Joe Flacco** had five 300-yard passing games in 2015, tying his career high (2012 & 2014) and the team record he shares with Vinny Testaverde (1996).

300-YARD PASSING GAMES (Ravens Single Seasons)

| | | |
|----|-------------------------|---|
| 1. | Joe Flacco (2015) | 5 |
| | Joe Flacco (2014) | 5 |
| | Joe Flacco (2012) | 5 |
| | Vinny Testaverde (1996) | 5 |
| 4. | Joe Flacco (2011) | 4 |

300-YARD PASSING GAMES (Ravens Career History)

| | | |
|----|-------------------------|----|
| 1. | Joe Flacco (2008-15) | 26 |
| 2. | V. Testaverde (1996-97) | 8 |
| 3. | Steve McNair (2006-07) | 2 |
| | Jeff Blake (2002) | 2 |
| | Eric Zeier (1996-97) | 2 |

RAVENS RECORDS

QB Joe Flacco has posted four of the Top 5 passing games and five of the Top 6 passing seasons in team history. He also owns a franchise-record 41 100-plus single-game QB ratings.

RAVENS SINGLE-GAME PASSING YARDS

| Yards | Player | Opp./Date |
|------------|-------------------|-------------------------|
| 429 | Vinny Testaverde | vs. STL, 10/27/96 |
| 389 | Joe Flacco | at STL, 9/25/11 |
| 385 | Joe Flacco | at Min., 10/18/09 |
| 384 | Joe Flacco | at Oak., 9/20/15 |
| 382 | Joe Flacco | vs. NE, 9/23/12 |

RAVENS SINGLE-SEASON PASSING YARDS

| Rk. | Player (Year) | Cmp-Att | Pct. | Yards | TD | INT | Rate |
|-----|---------------------|---------|------|-------|----|-----|------|
| 1. | V. Testaverde ('96) | 325-549 | 59.2 | 4,177 | 33 | 19 | 88.7 |
| 2. | Joe Flacco ('14) | 344-554 | 62.0 | 3,986 | 27 | 12 | 91.0 |
| 3. | Joe Flacco ('13) | 362-614 | 59.0 | 3,912 | 19 | 22 | 73.1 |
| 4. | Joe Flacco ('12) | 317-531 | 59.7 | 3,817 | 22 | 10 | 87.7 |
| 5. | Joe Flacco ('10) | 306-489 | 62.6 | 3,622 | 25 | 10 | 93.6 |

JUST-WIN JOE

• **QB Joe Flacco's** 85 total wins (including playoffs) rank fourth most among starting NFL quarterbacks since Flacco entered the league in 2008.

• Flacco has 47 career regular season wins at home, tied (A. Rodgers) for second most among starting QBs since Flacco entered the NFL in 2008 (Tom Brady - 52).

• Baltimore is 35-6 when Flacco posts at least a 100.0 QB rating. Baltimore is 21-3 when he is 110.0 or better.

• Flacco's 72 regular season victories from 2008-14 are the most by a starting QB in the first seven seasons of a career in NFL history. His 75 wins through eight seasons (2008-15) stand as the fifth most all time (see chart right).

MOST TOTAL WINS BY QBs (Includes Playoffs / Since 2008)

| Rk. | Player | Record |
|-----|----------------|--------|
| 1. | Tom Brady | 94-33 |
| 2. | Peyton Manning | 88-30 |
| 3. | Aaron Rodgers | 87-45 |
| 4. | Joe Flacco | 85-52 |
| 5. | Drew Brees | 82-52 |

MOST REG. SEASON WINS BY QUARTERBACKS (First Seven Seasons / NFL History)

| Rk. | Player | Wins |
|-----|------------------------------|------|
| 1. | Joe Flacco (2008-14) | 72 |
| 2. | Tom Brady (2000-06) | 70 |
| 3. | Ben Roethlisberger (2004-10) | 69 |

MOST REG. SEASON WINS BY QUARTERBACKS (First Eight Seasons / NFL History)

| Rk. | Player | Wins |
|-----|------------------------------|------|
| 1. | Tom Brady (2000-07) | 86 |
| 2. | Ben Roethlisberger (2004-11) | 80 |
| | Peyton Manning (1998-2005) | 80 |
| 4. | Jim Kelly (1986-93) | 76 |
| 5. | Joe Flacco (2008-15) | 75 |

PLAYOFF PERFECTION

Super Bowl XLVII MVP **QB Joe Flacco** was masterful during the Ravens' 2012 playoff run, completing 73 of 126 passes for 1,140 yards, 11 TDs and 0 INTs to produce a 117.2 passer rating. Flacco joined Hall of Fame QB Joe Montana (1989) as the only players to produce 11 TDs and 0 INTs during an NFL postseason.

JOE FLACCO STATISTICS / 2012 PLAYOFFS

| Game (Opp./Rd.) | Cmp-Att | Pct. | Yards | TD | INT | Rate |
|-----------------------------|---------------|-------------|--------------|-----------|----------|--------------|
| 1/06/13 vs. Ind. (WC) | 12-23 | 52.2 | 282 | 2 | 0 | 125.6 |
| 1/12/13 at Den. (Div.) | 18-34 | 52.9 | 331 | 3 | 0 | 116.2 |
| 1/20/13 at NE (AFC) | 21-36 | 58.3 | 240 | 3 | 0 | 106.3 |
| 2/03/13 at SF (SB) | 22-33 | 66.6 | 287 | 3 | 0 | 124.2 |
| Totals (Record: 4-0) | 73-126 | 57.9 | 1,140 | 11 | 0 | 117.2 |

Flacco Quick Hits:

- In his final six games of 2012 (including playoffs and dating back to 12/23 of the regular season), Flacco was 102-of-170 for 1,483 yards, 13 TDs and 0 INTs, producing a 113.9 passer rating.
- Flacco, Joe Montana (1989) and Kurt Warner (2008) are the only QBs in NFL history to throw 11 TDs in a single postseason. Neither Flacco nor Montana threw an INT in their postseasons.

POSTSEASON BESTS

PASSING YARDS

(Single-Season Playoff History)

- Eli Manning (2011) ... 1,219
- Kurt Warner (2008) ... 1,147
- Joe Flacco (2012)** ... **1,140**

PASSING FIRST DOWNS

(Single-Season Playoff History)

- Eli Manning (2011) ... 61
- Tom Brady (2014) ... 55
- Peyton Manning (2006) ... 55
- Joe Flacco (2012)** ... **53**
- Aaron Rodgers (2010) ... 53

PASSING TOUCHDOWNS

(Single-Season Playoff History)

- Joe Flacco (2012)** ... **11**
- Joe Montana (1989) ... 11
- Kurt Warner (2008) ... 11

PASSER RATING (Min. 80 Att.)

(Single-Season Playoff History)

- Joe Montana (1989) ... 146.4
- Troy Aikman (1992) ... 126.4
- Joe Flacco (2012)** ... **117.2**
- Steve Young (1994) ... 117.2
- Joe Montana (1988) ... 117.0

RAVENS PLAYER NOTES

JANUARY JOE



- In the Ravens' last 10 playoff games (since the 2010 season), Flacco is 196-of-327 for 2,563 yards, 24 TDs and 4 INTs (104.1 rating). He has led the Ravens to a 7-3 record in these contests.
- In Baltimore's last six playoff games (5-1 record), Flacco has thrown 17 TDs and 2 INTs. Completing 119 of 200 passes for 1,691 yards, he owns a magnificent 111.1 QB rating.

- Flacco has thrown at least 2 TDs in eight-straight playoff games, marking the longest streak in NFL postseason history.
- Flacco has 25-career postseason TD passes, tied (Brett Favre) for second most in a QB's first eight seasons. (Tom Brady is first - 26.)
- Flacco's streak of 197 passes without throwing an INT in the postseason (from 1/22/12 to 1/10/15) is the second longest in NFL playoff history (Drew Brees, 226). Joe Montana (179 from 1989-91) and Steve Young (173 from 1994-96) are third and fourth, respectively.
- Among active QBs, Flacco's 25 playoff TD passes rank fourth most (Tom Brady - 56, Peyton Manning - 40 & Aaron Rodgers - 27).
- Flacco's 3,223 career passing yards in the playoffs rank sixth most among active quarterbacks.
- Flacco's 10 career playoff victories are the most among NFL quarterbacks since he entered the league in 2008.
- Flacco has seven career road wins in the playoffs (including two apiece in each of the 2008 and 2012 campaigns), ranking as the most by a QB in league history (Eli Manning is next with five).

PLAYOFF WINS (BY QBs / SINCE 2008)

1. Joe Flacco 10
2. Tom Brady 8
3. Peyton Manning 7
- Aaron Rodgers 7
- Russell Wilson 7

ROAD PLAYOFF WINS (BY QBs / NFL HISTORY)

1. Joe Flacco 7
2. Eli Manning 5
3. L. Dawson, J. Delhomme . . 4
- A. Rodgers, B. Roethlisberger . 4
- M. Sanchez, R. Staubach . . 4

FLACCO SPLITS

Here are Baltimore's regular season records since 2008 when **QB Joe Flacco** hits a certain milestone or plays in a particular game:

| | |
|---|---|
| With 300 passing yards 16-10 | On Grass 21-19 |
| With 3-or-more TD passes 11-3 | vs. AFC North 28-17 |
| When not throwing an INT 47-9 | vs. AFC 55-36 |
| With at least 4 comps. of 25+ yards . . 9-4 | vs. NFC 20-11 |
| With at least a 100 QB rating . . . 35-6 | In September 17-10 |
| With at least a 110 QB rating . . . 21-3 | In October 14-15 |
| When not sacked 14-6 | In November 24-10 |
| Playing in < 40 degree weather . . 10-5 | In December/January 20-12 |
| On Turf 54-28 | In season's final four games . . . 19-9 |

FLACCO IS THE FASTEST

QB Joe Flacco threw 5 TD passes in the 2014 48-17 win at TB, becoming the fastest QB since the 1970 AFL-NFL merger to reach the 5-passing TD mark in a game. He bested the next quickest time, set by Ben Roethlisberger in 2007. (Source: Elias SB)

FASTEST QBs TO REACH 5 TDs IN GAME / SINCE 1970 MERGER

| <u>Quarterback</u> | <u>Time</u> | <u>Date/Game</u> |
|---------------------------|--------------|-----------------------|
| Joe Flacco (Bal.) | 16:03 | 10/12/14 at TB |
| Ben Roethlisberger (Pit.) | 28:09 | 11/5/07 vs. Bal. |
| Donovan McNabb (Phi.) | 28:12 | 12/5/04 vs. GB |
| Tommy Kramer (Min.) | 28:55 | 9/28/86 vs. GB |
| Peyton Manning (Ind.) | 29:03 | 9/26/04 vs. GB |

More about the 5-TD performance at Tampa Bay:

- Flacco became the first NFL QB since Tommy Kramer (in 1986) to throw 4 TDs in a first quarter. Flacco's 4 passing TDs in the first quarter are the most in *any* quarter in Ravens franchise history.
- Flacco's 5 total passing TDs tie (Tony Banks, 9/10/00 vs. Jax) for the most in Ravens single-game history.
- Flacco's 149.7 passer rating set a franchise record and was the NFL's eighth best in 2014. He was 21-of-28 (75.0%) for 306 yards and 0 INTs.
- Flacco connected with four different receivers on his 5 TDs (Torrey Smith - 2, **Kamar Aiken**, **Michael Campanaro** and **Steve Smith Sr.**).

GAME-WINNING DRIVES 24 (22 REGULAR SEASON, 2 PLAYOFFS)

GAME-WINNING DRIVES IN FOURTH QUARTER OR OVERTIME (24 TOTAL)

| <u>Date/Opp.</u> | <u>Drive Length</u> | <u>Scoring Play</u> | <u>Time Left</u> | <u>Score</u> |
|-------------------------|----------------------------|---|------------------|---------------------|
| 11/02/08 at Cle. | 5 plays, 59 yards in 1:54 | Stover 22-yard field goal | 5:36 | 30-27 |
| 01/10/09 at Ten. (Div.) | 9 plays, 51 yards in 3:30 | Stover 43-yard field goal | 0:53 | 13-10 |
| 09/13/09 vs. KC | 8 plays, 74 yards in 3:15 | Clayton 31-yard pass from Flacco | 2:06 | 38-24 |
| 11/29/09 vs. Pit. | 6 plays, 17 yards in 3:23 | Cundiff 29-yard field goal | 6:42 (OT) | 20-17 |
| 09/26/10 vs. Cle. | 10 plays, 69 yards in 5:41 | Boldin 27-yard pass from Flacco | 9:13 | 21-17 |
| 10/03/10 at Pit. | 4 plays, 40 yards in 0:36 | Houshmandzadeh 18-yard pass from Flacco | 0:32 | 17-14 |
| 10/24/10 vs. Buf. | 4 plays, 9 yards in 1:58 | Cundiff 38-yard field goal | 10:54 (OT) | 37-34 |
| 12/19/10 vs. NO | 5 plays, 66 yards in 1:31 | Cundiff 32-yard field goal | 10:03 | 27-24 (30-24 final) |
| 10/30/11 vs. Ari. | 5 plays, 37 yards in 0:52 | Cundiff 25-yard field goal | 0:00 | 30-27 |
| 11/06/11 at Pit. | 13 plays, 92 yards in 2:16 | T. Smith 26-yard pass from Flacco | 0:08 | 23-20 |
| 11/24/11 vs. SF | 16 plays, 76 yards in 7:34 | Pitta 8-yard pass from Flacco | 14:56 | 13-6 (16-6 final) |
| 09/23/12 vs. NE | 7 plays, 70 yards in 1:55 | Tucker 27-yard field goal | 0:00 | 31-30 |
| 11/04/12 at Cle. | 9 plays, 81 yards in 4:22 | T. Smith 19-yard pass from Flacco | 4:26 | 22-15 (25-15 final) |
| 11/25/12 at SD | 12 plays, 40 yards in 3:09 | Tucker 38-yard field goal | 0:00 | 13-13 |
| | 12 plays, 69 yards in 3:49 | Tucker 38-yard field goal | 1:07 (OT) | 16-13 |
| 01/12/13 at Den. (Div.) | 3 plays, 77 yards in :38 | J. Jones 70-yard pass from Flacco | 0:31 | 35-35 |
| | 6 plays, 16 yards in 2:33 | Tucker 47-yard field goal | 13:18 (2OT) | 38-35 |
| 10/06/13 at Mia. | 7 plays, 34 yards in 2:25 | Tucker 44-yard field goal | 1:42 | 26-23 |
| 11/10/13 vs. Cin. | 8 plays, 28 yards in 4:34 | Tucker 46-yard field goal | 5:27 (OT) | 20-17 |
| 12/08/13 vs. Min. | 5 plays, 80 yards in 0:41 | M. Brown 9-yard pass from Flacco | 0:04 | 29-26 |
| 12/16/13 at Det. | 7 plays, 24 yards in 1:43 | Tucker 61-yard field goal | 0:38 | 18-16 |
| 09/21/14 at Cle. | 6 plays, 37 yards in 1:58 | Tucker 32-yard field goal | 0:00 | 23-21 |
| 12/28/14 vs. Cle. | 2 plays, 69 yards in :50 | T. Smith 16-yard pass from Flacco | 7:33 | 13-10 (20-10 final) |
| 10/01/15 at Pit. | 7 plays, 45 yards in :58 | J. Tucker 42-yard field goal | 0:03 | 20-20 |
| | 8 plays, 32 yards in 4:33 | J. Tucker 52-yard field goal | 5:08 (OT) | 23-20 |
| 11/01/15 vs. SD | 9 plays, 59 yards in 2:27 | J. Tucker 39-yard field goal | 0:00 | 29-26 |
| 11/22/15 vs. STL | 5 plays, 12 yards in :54 | J. Tucker 47-yard field goal | 0:00 | 16-13 |

RAVENS PLAYER NOTES

AN ALL-TIME GREAT



Prior to suffering a season-ending Achilles tear on 11/1/15, **WR Steve Smith Sr.** had posted team highs in catches (46), receiving yards (670) and receiving TDs (3). The five-time Pro Bowler owns eight 1,000-yard receiving campaigns, tying (Brandon Marshall) for the NFL's most among active players.

MULTIPLE SEASONS WITH 1,000 RECEIVING YARDS (Active NFL Wide Receivers)

| Rk. | Player (Team) | Seasons |
|-----|---|----------|
| 1. | Steve Smith Sr. (Bal.) | 8 |
| | Brandon Marshall (NYJ) | 8 |
| 3. | Anquan Boldin (SF) | 7 |
| | Larry Fitzgerald (Ari.) | 7 |
| | Andre Johnson (Ind.) | 7 |
| | Calvin Johnson (Det.) | 7 |
| 7. | Marques Colston (NO) | 6 |
| | Roddy White (Atl.) | 6 |

ALL-TIME NFL RECEIVING YARDS

| Rk. | Player (Years) | Rec. | Yards | Avg. | LG | TDs |
|------------|----------------------------------|------------|---------------|-------------|------------|-----------|
| 1. | Jerry Rice (1985-2004) | 1,549 | 22,895 | 14.8 | 96t | 197 |
| 2. | Terrell Owens (1996-2010) | 1,078 | 15,934 | 14.8 | 98t | 153 |
| 3. | Randy Moss (1998-2012) | 982 | 15,292 | 15.6 | 82t | 156 |
| 4. | Isaac Bruce (1994-2009) | 1,024 | 15,208 | 14.9 | 80t | 91 |
| 5. | Tony Gonzalez (1997-2013) | 1,325 | 15,127 | 11.4 | 73t | 111 |
| 6. | Tim Brown (1988-2004) | 1,094 | 14,934 | 13.7 | 80t | 100 |
| 7. | Marvin Harrison (1996-2008) | 1,102 | 14,580 | 13.2 | 80t | 128 |
| 8. | Reggie Wayne (2001-14) | 1,070 | 14,345 | 13.4 | 80 | 82 |
| 9. | Andre Johnson (2003-15) | 1,053 | 14,100 | 13.4 | 77t | 68 |
| 10. | James Lofton (1978-93) | 764 | 14,004 | 18.3 | 80t | 75 |
| 11. | Steve Smith Sr. (2001-15) | 961 | 13,932 | 14.5 | 80t | 76 |
| 12. | Cris Carter (1987-2002) | 1,101 | 13,899 | 12.6 | 80t | 130 |
| 13. | Henry Ellard (1983-98) | 814 | 13,777 | 16.9 | 81t | 65 |

SMITH SR.'S 100s

WR Steve Smith Sr. ranks second among active WRs and is tied for sixth in NFL history with 50-career 100-yard receiving games. Smith Sr. also ties for second (with 7 such games) in Ravens history.

CAREER 100-YARD RECEIVING GAMES / NFL HISTORY

| Rk. | Player (Career) | Total |
|-----------|--|--------------------------|
| 1. | Jerry Rice (1985-2006) | 76 |
| 2. | Randy Moss (1998-2010, 2012) | 64 |
| 3. | Marvin Harrison (1996-2008) | 59 |
| 4. | Andre Johnson (2003-15) | 51 |
| | Terrell Owens (1996-2011) | 51 |
| 6. | Steve Smith Sr. (2001-15) | 50 (7 as a Raven) |
| | Don Maynard (1958-73) | 50 |
| 8. | Torry Holt (1999-2009) | 47 |
| | Michael Irvin (1988-99) | 47 |
| 10. | Calvin Johnson (2007-15) | 46 |
| | Jimmy Smith (1992-2005) | 46 |
| 12. | Isaac Bruce (1994-2009) | 45 |
| 13. | Brandon Marshall (2006-15) | 44 |
| 14. | Tim Brown (1988-2004) | 43 |
| | James Lofton (1978-93) | 43 |
| | Reggie Wayne (2001-14) | 43 |

Smith Sr.'s Incredible 2015 Season Cut Short:

• Prior to his season-ending Achilles tear sustained on 11/1/15, Smith Sr. was on pace to record 92 catches, 1,340 yards & 6 TDs, all figures that would have ranked among the highest single-season totals of his Hall of Fame career.

BIG-PLAY SMITH SR.

WR Steve Smith Sr. leads all active NFL passing targets with 135-career 25-plus-yard catches. Smith Sr. bodes well in that category over the past 21 years, too, ranking fourth overall. With his 50-yard TD reception in Week 3 vs. Cincy, Smith Sr. has 31-career catches of 50-or-more yards, second most (DeSean Jackson, 33) among active players. Of Smith Sr.'s 31, 19 have produced TDs.

25-PLUS-YARD RECEPTIONS LEADERS

| (Active NFL WRs) | | 25+ Rec. | (NFL WRs / Since 1995) | | 25+ Rec. |
|------------------|----------------------------------|------------|------------------------|----------------------------------|------------|
| Rk. | Players | | Rk. | Players | |
| 1. | Steve Smith Sr. | 135 | 1. | Randy Moss | 161 |
| 2. | Anquan Boldin | 108 | 2. | Terrell Owens | 158 |
| | Andre Johnson | 108 | 3. | Isaac Bruce | 137 |
| 4. | Larry Fitzgerald | 105 | 4. | Steve Smith Sr. | 135 |
| | Calvin Johnson | 105 | 5. | Marvin Harrison | 134 |

RECORD-SETTING DAYS

MOST RECEIVING YARDS / RAVENS SINGLE GAMES

| Yds. | Player/Game, Date (Catches) |
|------------|--|
| 258 | Qadry Ismail @ Pit., 12/12/99 (6 rec.) |
| 198 | Derrick Alexander vs. Pit., 12/1/96 (7 rec.) |
| 186 | Steve Smith Sr. vs. Cin., 9/27/15 (13 rec.) |

SMITH SR.'S SINGLE-GAME CAREER HIGHS

| Catches |
|-------------------------------|
| 14 at Chi. on 11/20/05 |
| 13 vs. Cin. on 9/27/15 |
| 11 twice, last 10/30/05 |

MOST RECEPTIONS / RAVENS SINGLE GAMES

| Rec. | Player/Game, Date (Yards) |
|-----------|--|
| 13 | Steve Smith Sr. vs. Cin., 9/27/15 (186 yards) |
| 13 | Priest Holmes vs. Ten., 10/11/98 (98 yards) |
| 12 | Javorius Allen at Mia., 12/6/15 (107 yards) |

| Receiving Yards |
|--------------------------------|
| 201 vs. Min. on 10/30/05 |
| 189 at Bal. on 10/15/06 |
| 186 vs. Cin. on 9/27/15 |

DUAL DAYS OF 10 / 150

In Weeks 2-3 of 2015, **Steve Smith Sr.** had back-to-back games with at least 10 catches and 150 receiving yards. On 9/27 vs. Cincinnati, he produced 186 yards and 2 TDs on 13 catches. The previous week (9/20), he posted 10 receptions for 150 yards at Oakland. Smith Sr. is one of six players in the Super Bowl Era with least 10 catches and 150 receiving yards in back-to-back contests in a single season.

CONSECUTIVE GAMES WITH AT LEAST 10 CATCHES & 150 RECEIVING YARDS (Super Bowl Era)

| Games | Name (Team) | Year | Dates |
|----------|-------------------------------|-------------|------------------------|
| 2 | Steve Smith Sr. (Bal.) | 2015 | 9/20 & 9/27 |
| 2 | Julio Jones (Atl.) | 2014 | 11/30 & 12/8 |
| 2 | Josh Gordon (Cle.) | 2013 | 11/24 & 12/1 |
| 2 | Brandon Marshall (Chi.) | 2012 | 12/2 & 12/9 |
| 2 | Drew Bennett (Ten.) | 2004 | 12/13 & 12/19 |
| 2 | Jerry Rice (SF) | 1995 | 12/18 & 12/24 |

ACTIVE BESTS

ACTIVE TOUCHDOWN LEADERS

| Rk. | Player | Total TD |
|-----------|-------------------------------|-----------|
| 1. | Antonio Gates (SD) | 104 |
| 2. | Adrian Peterson (Min.) | 102 |
| 3. | Larry Fitzgerald (Ari.) | 98 |
| 4. | Steve Smith Sr. (Bal.) | 84 |
| | Calvin Johnson (Det.) | 84 |

ACTIVE PLAYERS: CONSEC. GAMES W/ A CATCH STREAK

| Games | Player |
|------------|-------------------------------|
| 179 | Larry Fitzgerald (Ari.) |
| 144 | Brandon Marshall (NYJ) |
| 135 | Calvin Johnson (Det.) |
| 129 | Steve Smith Sr. (Bal.) |
| 119 | Jason Witten (Dal.) |

✓ **WR Steve Smith Sr.** and 2015 Hall of Fame inductee Tim Brown are the only players in NFL history to eclipse 13,000 receiving yards & 4,000 return yards.

✓ Smith Sr. and Brown are also the only players ever to post 900 catches and score a rushing, receiving, PR & KOR TD.

RAVENS PLAYER NOTES

SUGGS SIDELINED IN 2015



OLB Terrell Suggs, the 2011 Defensive Player of the Year and Ravens' all-time sacks leader (106.5), suffered a 2015 season-ending Achilles injury in Week 1 at Denver. Suggs was coming off a 2014 campaign in which he had 12 sacks, producing the sixth double-digit sack season of his career.

RAVENS ALL-TIME SACKS / CAREER LEADERS

| Rk. | Player (Years) | Sacks |
|-----|--------------------------------|--------------|
| 1. | Terrell Suggs (2003-15) | 106.5 |
| 2. | Peter Boulware (1997-2005) | 70.0 |
| 3. | Michael McCrary (1997-2002) | 51.0 |
| 4. | Ray Lewis (1996-2012) | 41.5 |
| 5. | Adalius Thomas (2000-06) | 38.5 |

RAVENS ALL-TIME TACKLES / CAREER LEADERS

| Rk. | Player (Years) | Tackles |
|-----|--------------------------------|------------|
| 1. | Ray Lewis (1996-2012) | 2,643 |
| 2. | Terrell Suggs (2003-15) | 823 |
| 3. | Kelly Gregg (2001-10) | 721 |
| 4. | Ed Reed (2002-12) | 661 |
| 5. | Haloti Ngata (2006-14) | 528 |

SUGGS' CAREER SACKS (Most vs. a Single Team)

1. Cleveland Browns 16
2. Pittsburgh Steelers 14.5
3. Cincinnati Bengals 8.5
Miami Dolphins 8.5

Note: Including playoffs, Suggs has totaled 19.5 sacks vs. Pittsburgh.

RAVENS SACKS LEADERS (Single-Season Records)

1. **Elvis Dumervil (2014)** 17
2. Peter Boulware (2001) 15
3. Michael McCrary (1998) 14.5
4. **Terrell Suggs (2011)** 14
5. Trevor Pryce (2006) 13
6. **Terrell Suggs (2014, 2003)** 12

AN ELITE GROUP

OLB Terrell Suggs' 106.5 career sacks rank sixth among active players, as do his 760 yards lost. Suggs had a team-, career- and AFC-high 14 sacks in 2011. He posted 10 QB drops during the 2013 campaign and then had 12 in 2014.

NFL SACKS LEADERS / ACTIVE 2015 PLAYERS

| Rk. | Player | Sacks | Yards |
|-----|------------------------------|--------------|--------------|
| 1. | Jared Allen (Car.) | 136 | 851.5 |
| 2. | Julius Peppers (GB) | 136 | 826.0 |
| 3. | DeMarcus Ware (Den.) | 134.5 | 861.0 |
| 4. | Dwight Freeney (Ari.) | 119.5 | 899.5 |
| 5. | Robert Mathis (Ind.) | 118 | 824.5 |
| 6. | Terrell Suggs (Bal.) | 106.5 | 760.0 |
| 7. | Elvis Dumervil (Bal.) | 96 | 613.0 |
| | Mario Williams (Buf.) | 96 | 551.5 |
| 9. | Trent Cole (Ind.) | 88.5 | 687.5 |

Suggs Quick Hits:

- The Ravens are 62-25 all time when Suggs records at least a half-sack. Baltimore is 15-1 when he tallies 2-or-more sacks and 5-0 when he posts 3 sacks.
- Suggs had 12 sacks in 2014, 1 of which produced a safety in the Week 7 win over Atlanta. Suggs' safety is the eighth in franchise history and first since 2008.

RAVENS FORCED FUMBLES (Career Leaders)

1. **Terrell Suggs** 29
2. Ray Lewis 20
3. Adalius Thomas 15

RAVENS FUMBLE RECOVERIES (Career Leaders)

1. Ray Lewis 20
2. **Terrell Suggs** 13
3. Ed Reed 10

SACKS OF DOOM



Five-time Pro Bowler **OLB Elvis Dumervil** joined the Ravens as a free agent in 2013. Dumervil has totaled 378 tackles (264 solo), 96 sacks, 22 FFs, 12 FRs, 1 INT and 16 passes defended during his standout career. He had a team-high (and single-season franchise record) 17 QB drops in 2014 and owned a team-best 6 sacks in 2015 (with both campaigns yielding Pro Bowl selections). Since entering the NFL in 2006, Doom's 96 sacks rank third among all players.

NFL SACKS LEADERS / SINCE 2006

| Rk. | Player | Sacks | Yards |
|-----|------------------------------|-------------|--------------|
| 1. | DeMarcus Ware (Den.) | 126.5 | 814.0 |
| 2. | Jared Allen (Car.) | 116.0 | 739.5 |
| 3. | Elvis Dumervil (Bal.) | 96.0 | 613.0 |
| | Mario Williams (Buf.) | 96.0 | 551.5 |

ELVIS HEADLINES

In 2014, Ravens **OLB Elvis Dumervil** tied a career high (from 2009), ranking third in the NFL in sacks (17). He also set the Ravens' single-season record with that figure and ranked second in the league with -127.5 sack yards. Over the past three years, Dumervil has registered 32.5 QB drops, a mark that ties for fourth in the NFL (see chart below).

NFL SACKS LEADERS (2014 Season)

1. Justin Houston 22
2. J.J. Watt 20.5
3. **Elvis Dumervil** 17
4. Connor Barwin 14.5
Mario Williams 14.5

MOST NFL SACKS (Since 2013)

1. J.J. Watt 48.5
2. Justin Houston 40.5
3. Robert Quinn 34.5
4. **Elvis Dumervil** 32.5
Mario Williams 32.5

DOOM'S DUAL SACKS

Though he missed 2010 due to injury (torn pectoral), **OLB Elvis Dumervil's** 31 games with at least 1.5 sacks tie for the NFL's most since 2006. "Doom" had seven such games in 2014, and in 2015, he had two such performances, including his 1.5-sack effort on Monday night (11/30) at Cleveland.

MULTIPLE-SACK (1.5 OR MORE) GAMES (Since 2006)

| Rk. | Player | Multiple Sack Games |
|-----|------------------------------|---------------------|
| 1. | Elvis Dumervil (Bal.) | 31 |
| | Jared Allen (Car.) | 31 |
| 3. | DeMarcus Ware (Den.) | 30 |
| 4. | Robert Mathis (Ind.) | 25 |
| 5. | Julius Peppers (GB) | 24 |

BALTIMORE BOOKENDS

In 2014, **OLB Elvis Dumervil** (17) and **OLB Terrell Suggs** (12) combined to produce the most sacks (29) among any NFL duo. Dumervil's 17 ranked as the league's third most, while Suggs produced his sixth-career double-digit sack campaign.

NFL'S TOP SACK DUOS / 2014 SEASON

| Rk. | Team | Player (Sacks) | Player (Sacks) | Cmb. Sacks |
|-----|------|----------------------------|---------------------------|-------------|
| 1. | Bal. | Elvis Dumervil (17) | Terrell Suggs (12) | 29.0 |
| 2. | Buf. | Mario Williams (14.5) | Marcell Dareus (10) | 24.5 |
| 3. | Den. | Von Miller (14) | DeMarcus Ware (10) | 24.0 |

RAVENS PLAYER NOTES

MASTERFUL MOSLEY



The first-ever Ravens' rookie to earn Pro Bowl honors, **LB C.J. Mosley**, Baltimore's 2014 first-round draft choice (17th overall), is the only NFL defender to tally at least 245 tackles, 5 sacks and 2 INTs over the past two seasons. (Mosley has 245, 7 and 2, respectively.) In 2015, he had 116 tackles (second on the team, only to **LB Daryl Smith's** 121).

Mosley Quick Hits:

- ✓ Mosley was the NFL's only player to post at least 125 tackles, 3 sacks and 2 INTs during the 2014 season.
- ✓ Mosley (2014), Daryl Smith (2013) & Ray Lewis (1998, 1999, 2000 & 2001) are the only Raven defenders to register at least 115 tackles, 3 sacks and 2 INTs in a season.
- ✓ Mosley finished second to Rams DT Aaron Donald in the 2014 AP NFL Defensive Rookie of the Year voting.
- ✓ Mosley has recorded 245 total stops since his 2014 rookie season, ranking as the NFL's sixth most.

RAVENS TACKLES BY A ROOKIE (Single-Game History)

| Player (Game) | Tackles |
|---------------------------------------|------------|
| Ray Lewis (10/27/96 vs. STL) | 16 |
| C.J. Mosley (10/5/14 at Ind.) | 14* |
| C.J. Mosley (10/26/14 at Cin.) | 13 |
| Ray Lewis (9/8/96 at Pit.) | 13 |
| Ray Lewis (12/22/96 vs. Hou.) | 13 |

* Career High

D. SMITH'S A STUD



Ravens **LB C.J. Mosley** and **LB Daryl Smith** were two of only three NFL defenders to register at least 125 tackles, an INT, a sack, a fumble recovery & a forced fumble in 2014. For Smith specifically, he is one of just two NFL players (Lavonte David) to post at least 350 tackles, 5 sacks, 5 INTs and 4 forced fumbles over the past three seasons (2013-15).

NFL DEFENDERS W/ AT LEAST 350 TACKLES, 5 SACKS, 5 INTs & 4 FORCED FUMBLES (Since 2013)

| Player | Tack. | Sacks | Yds | INT | Yds PD | QBH | FF | FR |
|---------------------------|------------|----------|-----------|----------|-----------|-----------|-----------|----------|
| Lavonte David (TB) | 437 | 11 | 73.5 | 8 | 106 | 27 | 22 | 8 |
| Daryl Smith (Bal.) | 371 | 9 | 70 | 5 | 40 | 31 | 15 | 4 |

- ✓ Ravens **ILB Daryl Smith** (30.5/11) is one of four active NFL players (Lawrence Timmons, Julius Peppers & Karlos Dansby) with at least 30 sacks & 10 INTs in a career.
- ✓ Smith's 31 passes defended since 2013 rank as the NFL's most among all linebackers. (He had 3, including 1 INT, in 2015.)
- ✓ Only four NFL defenders (Smith, Lavonte David, D'Qwell Jackson & Malcolm Smith) tallied at least 120 tackles, 3 sacks & 1 INT in 2015.

BIG-PLAY 'BACKER

In 2015's Week 3 battle vs. Cincy, **LB C.J. Mosley** scored the first TD of his career, returning a fumble 41 yards for a score.

LONGEST FUMBLE RECOVERIES / RAVENS HISTORY

| Player (Game) | Distance |
|---------------------------------------|------------|
| Kelly Gregg (9/17/06 vs. Oak.) | 59 |
| Adalius Thomas (11/26/06 vs. Pit.) | 57t |
| C.J. Mosley (9/27/15 vs. Cin.) | 41t |

FORSETT FINISHES 2015 ON IR



RB Justin Forsett had a career year in 2014, earning his first Pro Bowl invite. Forsett tallied 1,266 rush yards and 8 TDs. In 2015, prior to sustaining a season-ending broken arm in Week 11 vs. STL, he had 641 rushing yards, including 150 yards in the Ravens' Week 4 OT win at Pittsburgh. From Weeks 1-11 (prior to his injury), Forsett's 641 rushing yards ranked 10th in the NFL.

NFL RUSHING LEADERS / SINCE 2014

RUSHING YARDS

- DeMarco Murray 2,547
- LeSean McCoy 2,214
- Frank Gore 2,073
- Lamar Miller 1,971
- Matt Forte 1,936
- Jeremy Hill 1,918
- Le'Veon Bell 1,917
- Justin Forsett 1,907**

RUSHES OF 10+ YARDS

- DeMarco Murray 64
- LeSean McCoy 62
- Justin Forsett 59**

RUSHES OF 20+ YARDS

- Justin Forsett 22**
- DeMarco Murray 20
- Several players 16

RAVENS SINGLE-SEASON RUSHING LEADERS

- Jamal Lewis (2003) 2,066
- Jamal Lewis (2000) 1,364
- Ray Rice (2011) 1,364
- Ray Rice (2009) 1,339
- Jamal Lewis (2002) 1,327
- Justin Forsett (2014) 1,266**
- Ray Rice (2010) 1,220
- Willis McGahee (2007) 1,207

Note: In 2014, Forsett set a Ravens' single-season record with 17 runs of 20-plus yards, breaking Jamal Lewis' mark of 16 in 2003. Forsett's 5.4 rushing average in '14 also set a Ravens' single-season record.

TACKLE MACHINE

In 2015, **LB Daryl Smith** ranked 10th in the NFL in total tackles (121). Since he joined the Ravens in 2013, his 371 stops stand fifth.

NFL'S TOTAL TACKLES (Since 2013)

- Lavonte David 437
- D'Qwell Jackson 429
- Luke Kuechly 427
- Lawrence Timmons 377
- Daryl Smith 371**
- Paul Posluszny 364
- Paul Worrlow 364
- David Harris 355
- Barry Church 339
- Bobby Wagner 337

NFL'S TOTAL TACKLES (2015 Season)

- NaVorro Bowman 154
- D'Qwell Jackson 150
- Lavonte David 147
- Reshad Jones 135
- Paul Posluszny 133
- Sean Lee 128
- Telvin Smith 128
- Corey Graham 122
- Malcolm Smith 122
- Daryl Smith 121**

J. SMITH: A STANDOUT CB



CB Jimmy Smith, one of the NFL's top cornerbacks and the Ravens' 2011 first-round pick, was signed to a four-year contract extension in 2015. Baltimore locked Smith up to a long-term deal before he entered the final year of his rookie contract. (Smith is now signed through 2019.)

2015 Smith Notes:

- ✓ In Week 1 at Denver, Smith registered a 24-yard INT-TD, his first-career score.
- ✓ Smith also posted an INT vs. Cincy in Week 3 and a theft in Week 16's win over Pittsburgh (the eighth of this career).
- ✓ Smith ranked second (**CB Lardarius Webb** - 11) on the Ravens with 10 passes defended. He also racked up a team- and career-high 3 INTs, adding 54 tackles and his first-career sack (Week 2 at Oak).
- ✓ Smith was one of seven NFL defenders (Lavonte David, Reshad Jones, Luke Kuechly, Tyrann Mathieu, Ron Parker & Adam Jones) with at least 50 tackles, 3 INTs, 10 PD and 1 sack.

RAVENS PLAYER NOTES

SOARING WITH SAM



2015 Pro Bowler **Sam Koch** owns a 45.2 career gross average and 39.4 career net, both marks that rank first in Ravens history. In 2014, Koch posted a career-high and Ravens franchise-record 47.4-yard gross average and a 43.3-yard net average, shattering his previous personal bests.

CAREER GROSS PUNTING AVG. (Ravens History)

| Rk. | Player | Avg. |
|-----|-----------------|------|
| 1. | Sam Koch | 45.2 |
| 2. | Greg Montgomery | 43.2 |
| 3. | Dave Zastudil | 41.6 |

CAREER NET PUNTING AVG. (Ravens History)

| Rk. | Player | Avg. |
|-----|-----------------|------|
| 1. | Sam Koch | 39.4 |
| 2. | Greg Montgomery | 37.2 |
| 3. | Kyle Richardson | 35.4 |

THE PRO BOWL PUNTER



In his 10th season, **P Sam Koch** was named to his first Pro Bowl. In 2015, the standout punter's net average (42.9) ranked No. 2 in the NFL, while his gross average (46.7) was ninth. Koch also dominated the league in 2014, producing the NFL's No. 1 net (43.3) and No. 3 gross (47.4) averages.



NET PUNTING AVERAGE (2015 Season)

| Rk. | Player | Net Avg. |
|-----|---------------|----------|
| 1. | Johnny Hekker | 43.7 |
| 2. | Sam Koch | 42.9 |
| 3. | Chris Jones | 42.5 |
| 4. | Sam Martin | 42.0 |

GROSS PUNTING AVERAGE (2014 Season)

| Rk. | Player | Gross Avg. |
|-----|-------------|------------|
| 1. | Tress Way | 47.5 |
| | Bryan Anger | 47.5 |
| 3. | Sam Koch | 47.3 |

NET PUNTING AVERAGE (2014 Season)

| Rk. | Player | Net Avg. |
|-----|-----------------|----------|
| 1. | Sam Koch | 43.3* |
| 2. | Thomas Morstead | 42.9 |
| 3. | Pat McAfee | 42.8 |

* 5th-best in NFL single-season history

PIN 'EM DEEP

P Sam Koch is the Ravens' all-time leader in punts inside the 20 (currently has 280 during his career). In 2010, he posted a career-high 39 boots inside the 20, which were the NFL's second most and tied for eighth best all time in league history.

PUNTS INSIDE THE 20 (Ravens History)

| Rk. | Player | In 20 |
|-----|-----------------|-------|
| 1. | Sam Koch | 280 |
| 2. | Kyle Richardson | 128 |
| 3. | Dave Zastudil | 89 |

PUNTS INSIDE THE 20 (2010 NFL Season)

| Rk. | Player | In 20 |
|-----|-------------------|-------|
| 1. | Steve Weatherford | 42 |
| 2. | Sam Koch | 39 |
| 3. | Andy Lee | 34 |

Koch Quick Hit:

• In 2010, Koch (39) tied (Kyle Richardson, 1999) for the most single-season punts inside the 20 in Ravens history.

IN THE 20

Since 2006, when he entered the league, **P Sam Koch's** 280 punts inside the 20 rank fourth in the NFL.

NFL PUNTS INSIDE THE 20 / SINCE 2006

| Rk. | Player | In 20 |
|-----|----------------------|-------|
| 1. | Dustin Colquitt (KC) | 326 |
| 2. | Donnie Jones (Phi.) | 285 |
| | Andy Lee (Cle.) | 285 |
| 4. | Sam Koch (Bal.) | 280 |

SAM SCORES

In the 2012 Week 10 win over Oakland, **P Sam Koch** scored his first-career TD on a fake FG in the third quarter, scampering 7 yards for the score in the Ravens' 55-20 victory.

RAVENS IRONMAN

In 2014's Week 2 win vs. Pit., **P Sam Koch** passed OLB Jarret Johnson (129 games from 2003-11) for the longest streak (now 160 games) in Ravens history. Koch has not missed a game in his NFL career.

STARTS UP FRONT FOR "O"

In 2015, the Ravens returned their entire starting offensive line from 2014, marking the first time in team history that all five starters reunited in the trenches. Unfortunately, the group experienced many injuries to its starters in 2015, with **LT Eugene Monroe** (IR - 10), **LG Kelechi Osemele** (two) and **C Jeremy Zuttah** (IR - seven) missing many games. But in their absence, young players like **G Ryan Jensen**, **T James Hurst** and **C John Urschel** filled in admirably. Here are a few notes about the standout O-line group:

- Baltimore permitted just 19 sacks in 2014, the second fewest in team history (17 in 2006) and in the NFL (Denver, 17). In 2015, the Ravens allowed just 24 sacks, ranking as the NFL's third fewest.
- The Ravens have allowed just .034 sacks per pass play since 2014, ranking as the NFL's best figure. (The next best is Denver at .044.)
- In 2014, **RB Justin Forsett** produced a career-high 1,266 rushing yards (NFL's fifth most) and led the league with a team-record 17 rushes of 20-plus yards, earning his first Pro Bowl, while **QB Joe Flacco** had a career-best passing yards (3,986) and TD passes (27).

Left Tackle



Kelechi Osemele
GP/GS: 51/51
Career Starts Breakdown
LT: 4 LG: 31
RT: 16

Left Guard



Ryan Jensen
GP/GS: 12/6

Center



John Urschel
GP/GS: 27/10
Career Starts Breakdown
LG: 2 RG: 1
Center: 7

Right Guard



Marshal Yanda
GP/GS: 131/120



Right Tackle



Rick Wagner
GP/GS: 47/33

Since 2014 (a 32-game span), Baltimore's 43 sacks allowed rank as the NFL's fewest.

NFL'S FEWEST SACKS ALLOWED (Since 2014)

| Rk. | Team | Sacks |
|-----|--------------------|-------|
| 1. | Baltimore Ravens | 43 |
| 2. | Arizona Cardinals | 55 |
| | Cincinnati Bengals | 55 |

RAVENS PLAYER NOTES

JUST FOR KICKS



Pro Bowl **K Justin Tucker** ranks as the NFL's second-most accurate kicker of all time. He's connected on 130 of 148 FGAs to produce an 87.8 success rate.

- In 2013, he made his first Pro Bowl by setting team records in FGs made (38) and FGAs (41), with both figures tying (Stephen Gostkowski) for the NFL's most.

Tucker also had a franchise-record 140 points (tied for sixth in NFL).

- In addition to his 2013 Pro Bowl, Tucker was named Special Teams Player of the Month (November) and AFC Special Teams Player of the Week three times in 2013. In 2014, he was named AFC Special Teams Player of the Week (Week 3) and Month (November).

- Tucker made 33-straight FGs at one point during the 2013 season, ranking as the NFL's fifth-longest streak of all time.

- His 6 FGs on 12/16/13 at Det. set a team record and were a single-game NFL high in 2013. Against the Lions, he became the first NFL kicker ever to connect from the 20-, 30-, 40-, 50- & 60-yard range in a game.

- Tuck earned two AFC Player of the Week honors in 2015 (Week 4 at Pit. & Week 8 vs. SD, both contests in which he hit game-winners).

- He is 54-of-60 (90.0%) during his career when the Ravens are losing a game, and he's 39-of-43 (90.7%) when Baltimore is down by 7 points or fewer. The Pro Bowler is 29-of-36 (80.6%) in the last 2 minutes of a half during his career, and he's 47-of-53 (88.7%) in the fourth quarter.

JUSTIN TUCKER FIELD GOALS / CAREER STATS

| Year | 1-19 | 20-29 | 30-39 | 40-49 | 50+ | Total | Pct. | LG | PAT | Pts |
|---------------|------------|--------------|--------------|--------------|--------------|----------------|-------------|-----------|----------------|------------|
| 2012 | 0-0 | 8-8 | 8-8 | 10-13 | 4-4 | 30-33 | 90.9 | 56 | 42-42 | 132 |
| 2013 | 0-0 | 10-10 | 12-13 | 10-11 | 6-7 | 38-41 | 92.7 | 61 | 26-26 | 140 |
| 2014 | 0-0 | 10-10 | 11-11 | 4-4 | 4-9 | 29-34 | 85.3 | 55 | 42-42 | 129 |
| 2015 | 0-0 | 10-10 | 9-9 | 10-11 | 4-10 | 33-40 | 82.5 | 52 | 29-29 | 128 |
| Totals | 0-0 | 38-38 | 40-41 | 34-39 | 18-30 | 130-148 | 87.8 | 61 | 139-139 | 529 |

AN ALL-TIME GREAT

K Justin Tucker is the NFL's second-most accurate kicker of all time. He has hit on 130 of 148 FGAs to produce an 87.8 success rate. In 2015's Week 4 battle at Pittsburgh, "Tuck" made a 52-yard game-winning boot in OT, tying (Jeff Reed, 2010) for the longest FG in Heinz Field history (and the longest by an opponent). Tucker also hit a 39-yard game-winner in Week 8 vs. SD, going 5-of-5 on the day.

BEST CAREER FIELD GOAL PERCENTAGE (NFL History / Min. 100 Att.)

| Rk. | Player | FGM-FGA | Pct. |
|-----|----------------------|----------------|-------------|
| 1. | Dan Bailey | 144-159 | 90.6 |
| 2. | Justin Tucker | 130-148 | 87.8 |
| 3. | Stephen Gostkowski | 276-316 | 87.3 |
| 4. | Steven Hauschka | 158-182 | 86.8 |
| 5. | Mike Vanderjagt | 230-266 | 86.5 |

NUMBERS TO RAVE ABOUT

10

Career game-winning FGs by **K Justin Tucker**, including **3** in 2015:

- 2015: Week 11 vs. STL, 47 yards
- 2015: Week 8 vs. SD, 39 yards
- 2015: Week 4 at Pit., 52 yards OT
- 2014: Week 3 at Cle., 32 yards
- 2013: Week 15 at Det., 61 yards
- 2013: Week 10 vs. Cin., 46 yards OT
- 2013: Week 5 at Mia., 44 yards
- 2012: Div. at Den., 47 yards 2OT
- 2012: Week 12 at SD, 38 yards OT
- 2012: Week 3 vs. NE, 27 yards

18

Career 50-plus-yard FGs by Tucker (on 30 attempts). Tucker has had four games where he's connected on dual 50+ FGs (Week 2 at Phi. & Week 7 at Hou. in 2012; Week 15 at Det. in 2013; Week 8 at Cin. in 2014).

TUCK IS THE FASTEST

- In 2015's Week 2 game at Oakland, **K Justin Tucker** became the fastest kicker in NFL history to reach 100 FGs made, doing so in his 50th game. (Hall of Famer Jan Stenerud is the second fastest at 53 games.)

- Playing at Miami on 12/6/15 in his 60th game, "Tuck" became the fastest kicker in NFL history to reach 500 points, surpassing Stenerud (61 games). Tucker is the second-fastest kicker in NFL history to reach the 400-point milestone, doing so in his 48th game. (Stenerud is the lone kicker to hit 400 faster than "Tuck," doing so in 47 games.)

MOST FIELD GOALS MADE / SINCE 2012

| Rk. | Player (Team) | FGM |
|-----|-----------------------------|------------|
| 1. | Stephen Gostkowski (NE) | 135 |
| 2. | Justin Tucker (Bal.) | 130 |
| 3. | Blair Walsh (Min.) | 121 |
| 4. | Steven Hauschka (Sea.) | 117 |
| 5. | Adam Vinatieri (Ind.) | 116 |

MOST NFL POINTS / SINCE 2012

| Rk. | Player (Team) | Points |
|-----|-----------------------------|------------|
| 1. | Stephen Gostkowski (NE) | 618 |
| 2. | Justin Tucker (Bal.) | 529 |
| 3. | Steven Hauschka (Sea.) | 522 |
| 4. | Blair Walsh (Min.) | 504 |
| 5. | Two Players | 501 |

CONSECUTIVE FIELD GOALS MADE (All-Time NFL Streaks)

| Rk. | Kicker (Years) | FGs Made |
|-----|-----------------------------|-----------|
| 1. | Mike Vanderjagt (2002-04) | 42 |
| 2. | Gary Anderson (1997-98) | 40 |
| 3. | Matt Stover (2005-06) | 36 |
| 4. | Adam Vinatieri (2013-14) | 35 |
| 5. | Justin Tucker (2013) | 33 |

TUCK ON POINT

BEST NFL FIELD GOAL PERCENTAGE (2013 Season / Tucker's Career High)

| Rk. | Player (Team) | FGM-FGA | Pct. |
|-----|----------------------|--------------|-------------|
| 1. | Matt Prater | 25-26 | 96.2 |
| 2. | Steven Hauschka | 33-35 | 94.3 |
| 3. | Shaun Suisham | 30-32 | 93.8 |
| 4. | Dan Bailey | 28-30 | 93.3 |
| 5. | Greg Zuerlein | 26-28 | 92.9 |
| 6. | Justin Tucker | 38-41 | 92.7 |
| | Stephen Gostkowski | 38-41 | 92.7 |

BEST FIELD GOAL PERCENTAGE / ROOKIES (NFL History)

| Rk. | Player (Year) | FGM-FGA | Pct. |
|-----|-----------------------------|--------------|-------------|
| 1. | Blair Walsh (2012) | 35-38 | 92.1 |
| 2. | Justin Tucker (2012) | 30-33 | 90.9 |
| 3. | Cody Parkey (2014) | 32-36 | 88.9 |
| | Alex Henery (2011) | 24-27 | 88.9 |
| 5. | Chandler Catanzaro (2014) | 29-33 | 87.9 |
| 6. | Dan Bailey (2011) | 32-37 | 86.5 |

BEST FIELD GOAL PERCENTAGE (Ravens Single-Season History)

| Rk. | Player (Year) | FGM-FGA | Pct. |
|-----|-----------------------------|--------------|-------------|
| 1. | Matt Stover (2006) | 28-30 | 93.3 |
| 2. | Justin Tucker (2013) | 38-41 | 92.7 |
| 3. | Justin Tucker (2012) | 30-33 | 90.9 |
| 4. | Matt Stover (2004) | 29-32 | 90.6 |
| 5. | Matt Stover (2000) | 35-39 | 89.7 |
| | Billy Cundiff (2010) | 26-29 | 89.7 |

RAVENS PLAYER NOTES

YANDA KEEPS THRIVING



The 2015 campaign marked the fifth-consecutive Pro Bowl invite for **G Marshal Yanda**. The nine-year veteran has played in 131 games (120 starts) during his career, marking the third-most games played among offensive linemen in Ravens history (Jonathan Ogden – 177 and Mike Flynn – 133). Prior to the 2015 campaign, Ravens' season ticket holders voted Yanda as one of the Top 10 players in the franchise's 20-year existence.

MOST PRO BOWLS / ACTIVE NFL OFFENSIVE LINEMEN

| Rk. | Player (Team) | Pro Bowls |
|-----|-------------------------------|-----------|
| 1. | T Joe Thomas (Cle.) | 9 |
| 2. | T Jason Peters (Phi.) | 8 |
| 3. | C Nick Mangold (NYJ) | 7 |
| | G Logan Mankins (TB) | 7 |
| 5. | G Jahri Evans (NO) | 6 |
| 6. | G Marshal Yanda (Bal.) | 5 |
| | T Joe Staley (SF) | 5 |
| | C Ryan Kalil (Car.) | 5 |

YANDA IN RARE COMPANY

G Marshal Yanda's five-career Pro Bowls tie (DT Haloti Ngata) for fifth in Ravens history. His five-straight All-Star nods also tie (T Joe Staley) for the NFL's third-longest streak among O-linemen.

MOST PRO BOWLS (Ravens History)

| | |
|----------------------|----------|
| Ray Lewis | 13 |
| Jonathan Ogden | 11 |
| Ed Reed | 9 |
| Terrell Suggs | 6 |
| Marshal Yanda | 5 |
| Haloti Ngata | 5 |

CONSECUTIVE PRO BOWLS (Active NFL Streaks/O-Linemen)

| | |
|-----------------------------|----------|
| Joe Thomas (Cle.) | 9 |
| Nick Mangold (NYJ) | 7 |
| Marshal Yanda (Bal.) | 5 |
| Joe Staley (SF) | 5 |
| Mike Lupati (Ari.) | 4 |
| Trent Williams (Was.) | 4 |

AIKEN'S REMARKABLE YEAR



After **WR Steve Smith Sr.** (Achilles) was lost for the season on Nov. 1, **WR Kamar Aiken** posted at least 5 receptions in nine-straight games. Aiken's nine-consecutive five-catch games rank as the NFL's third-longest active streak and longest such streak in Ravens franchise history.

CONSECUTIVE GAMES W/ AT LEAST 5 RECEPTIONS (Current NFL Streaks)

| Player (Team) | Games |
|---------------------------|----------|
| Julio Jones (Atl.) | 12 |
| Antonio Brown (Pit.) | 10 |
| Kamar Aiken (Bal.) | 9 |

CONSECUTIVE GAMES W/ AT LEAST 5 RECEPTIONS (Ravens History)

| Player | Games | Season |
|--------------------|----------|-------------|
| Kamar Aiken | 9 | 2015 |
| Derrick Mason | 8 | 2007 |
| Steve Smith Sr. | 6 | 2014 |
| Ray Rice | 6 | 2011 |
| Qadry Ismail | 6 | 1999 |

Aiken Quick Hits:

- ✓ Starting on Nov. 1 (final nine games), when **WR Steve Smith Sr.** (Achilles) was lost for the season, Aiken tallied 56 catches for 673 yards and 3 TDs, averaging an impressive 74.8 receiving yards per game.
- ✓ Aiken tallied team highs in catches (75), receiving yards (944) and TD catches (5) in 2015.

BRANDON DOMINATES AT DT



DT Brandon Williams has emerged as one of the NFL's most dominant D-linemen. Williams, who was a third-round pick in 2013, produced 35 solo tackles in 2015, ranking eighth most among NFL DTs. His 53 overall stops stood ninth in the league among interior D-linemen.

TOTAL TACKLES / NFL DTS (2015 Season)

| | | |
|----|--------------------------------|-----------|
| 1. | Aaron Donald (STL) | 69 |
| 2. | Ndamukong Suh (Mia.) | 61 |
| 3. | Quinton Dial (SF) | 59 |
| 4. | Jaye Howard (KC) | 57 |
| 5. | Linval Joseph (Min.) | 56 |
| 6. | Bennie Logan (Phi.) | 55 |
| | Kawann Short (Car.) | 55 |
| 8. | Jurrell Casey (Ten.) | 54 |
| 9. | Brandon Williams (Bal.) | 53 |

SOLO TACKLES /NFL DTS (2015 Season)

| | | |
|----|--------------------------------|-----------|
| 1. | Aaron Donald (STL) | 44 |
| 2. | Linval Joseph (Min.) | 42 |
| 3. | Bennie Logan (Phi.) | 39 |
| | Ndamukong Suh (Mia.) | 39 |
| 5. | Marcell Dareus (Buf.) | 38 |
| 6. | Jaye Howard (KC) | 36 |
| | Kawann Short (Car.) | 36 |
| 8. | Brandon Williams (Bal.) | 35 |
| 9. | Jurrell Casey (Ten.) | 34 |

- ✓ Williams, Jurrell Casey, Kawann Short & Ndamukong Suh were the NFL's only DTs with least 30 solo tackles, 2 sacks & 2 passes defended in 2015.
- ✓ Williams set career highs with 9 tackles for loss, 2 sacks and 4 QB hits in 2015.

NOTE THE QUOTE

NFL.com's Bucky Brooks on DT Brandon Williams:

"It's uncommon for nose tackles to garner widespread recognition for their efforts on the front line, but Williams has created a buzz in league circles as an emerging force at the point of attack. The 6-foot-1, 335-pounder wreaks havoc with his rugged playing style and explosive power. Williams excels at occupying multiple blockers in the middle, allowing linebackers C.J. Mosley and Daryl Smith to flow freely to the ball."

ROOKIE BUCKS UP



RB Javorius "Buck" Allen produced 170 yards from scrimmage in 2015's Week 13 game at Miami, securing 12 catches for 107 yards and rushing 17 times for 63 yards. With his Miami output, Allen produced the 25th game in Ravens history of a player gaining at least 170 yards from scrimmage.

- ✓ Since 2011, only six players have posted at least 60 rushing yards and 100 receiving yards in a game: Allen, Le'Veon Bell (2014), Reggie Bush (2013), Matt Forte (2014), Arian Foster (three times in 2011) and Jeremy Langford (2015).
- ✓ Only 14 times over the past 10 seasons has a player posted at least 60 rushing yards, 100 receiving yards and 1 receiving TD in a game.
- ✓ Allen is just the second player in Ravens history to have 60 rushing yards and 100 receiving yards in a game, joining Ray Rice (77 and 117 on 10/18/09 at Min.).
- ✓ His 12 catches are the third most in Ravens single-game history. Priest Holmes (10/11/98) & Steve Smith Sr. (9/27/15) each had 13.
- ✓ Allen's 107 receiving yards are the third most by a RB in Ravens single-game history (Ray Rice had 117 on 10/18/09 at Min. and Jamal Lewis had 108 vs. NO on 12/8/02).
- ✓ Allen's 12 catches were the most by an NFL RB in 2015 (Danny Woodhead was next with 11), while Allen's 107 receiving yards ranked fifth.


2015 COMMUNITY RECAP

Over the course of the 2015 season, Ravens players, coaches, cheerleaders, mascot Poe and staff served the Baltimore community through a variety of outreach events and initiatives.


MILITARY



During training camp, the Ravens hosted several military groups, including members of the Wounded Warrior Project. After practice, service members had the opportunity to meet Ravens players and coaches.



The Ravens hosted their annual Military Appreciation Day to coincide with the team's open practice at M&T Bank Stadium. Head coach **John Harbaugh** addressed the military crowd to thank everyone for their service.



The Ravens continued their support for the military this season at all home games. Service members were honored through the Hometown Hero and Seats for Service Programs. The Ravens also sent care packages to troops.


PLAY 60



By hosting football clinics, Ravens players were able to connect with and teach children the fundamentals of football. **S Terrence Brooks** took part in the annual Hispanic Heritage Clinic with 200 Hispanic youth.



The Ravens hosted three *Play 60* assemblies at local public schools. Several players, including **WR Kamar Aiken**, **WR Steve Smith Sr.** and **DT Brandon Williams**, encouraged students to play for 60 minutes per day.



The Ravens hosted their annual NFL/United Way Hometown Huddle at M&T Bank Stadium. **S Kendrick Lewis** joined nearly 100 Francis Scott Key Elementary Middle School students for a day full of fun and physical activity.

HOLIDAY GIVING



WR Steve Smith Sr.



WR Kamar Aiken



DE Chris Canty



P Sam Koch



OLB Elvis Dumervil & ILB Daryl Smith



DB/RS Lardarius Webb

QUOTH THE RAVENS

BALTIMORE



FOOTBALL

“I was fortunate 16 years ago when I came in here and had this group of people who have been here forever. Art Modell was a big proponent of continuity. I was fortunate to inherit guys like Ozzie [Newsome] and all through the organization from equipment managers to trainers and everything else. It’s absolutely a sound business philosophy. If you go through the league, the winning teams are the ones who have the least turnover in their front office and their coaching staff. It’s stark. You just don’t turn things over. ... It’s something that as long as we’re good at picking people – and we’re then good at working well together – then yes, continuity, is a huge part of the recipe for success.”

- Owner Steve Bisciotti on how continuity is a vital part of the Ravens’ culture

TEAM QUOTES

CBS Sports’ Pat Kirwan on why the Ravens will rebound in 2016:

“The way this team played at the end of the season, despite an incredible rash of injuries, speaks volumes about John Harbaugh’s coaching ability and the stability of the organization as a whole. The Ravens will be back in 2016.”

The NFL Network’s Daniel Jeremiah on the Ravens ability to come back strong in 2016:

“There’s going to be a wave of talent back in the lineup for the Baltimore Ravens, and I believe in Ozzie Newsome and Eric DeCosta and the culture that they’ve built there on the personnel side. John Harbaugh is as good as it gets in terms of developing players. So the Ravens are coming back, and they’ll come back in a hurry.”

Head coach John Harbaugh on why 2015 was rewarding:

“This has been one of the most rewarding seasons I’ve ever had. It’s hard for people on the outside to understand that, but I think if you’ve ever been part of a team, you would understand that. If you’ve ever coached or played, you can understand how that could go. These guys will stand forever, because of what they accomplished – not in the win/loss column, but in the team column and the family column in sticking together, [showing] character.”

OLB Elvis Dumervil on how Baltimore competed until the end:

“We believe in coach ‘Harbs’ [John Harbaugh]. We’ll forever keep playing hard for him, and we’ll play hard for one another, for this city, for the fans. It’s a great organization, so quit is not in our DNA. You can count on the Ravens fighting until the end of the season.”

QB Joe Flacco on what it means to be a Raven:

“It means that you’re a tough S.O.B., and you’re relentless. You’re not going to stop until your goal is accomplished. It’s about going out there and being able to play hard enough so that you can look yourself in the mirror – be able to look your teammates in the face – and say, ‘Man, I did all I could to help us win.’ We’re about playing for each other. We run to the ball every play. We finish every play no matter the circumstance.”

LB C.J. Mosley on the Ravens overcoming 2015’s adversity:

“Life throws different curves at you every time. When we look back at this team, years from now, we’re going to look at each other when we see each other anywhere and say, ‘How did we react to it?’ A lot of things happened, good and bad. A lot of losses have happened; a few wins happened. Like I said, it’s all how we react to it and how we stayed true to our family.”

Ravens K Justin Tucker on why 2015 was a rewarding season:

“This team has a lot to be proud of. A team that struggled through the crazy things that we struggled through, it has been a tumultuous year. To stick together like this team has – this might sound crazy – but it has been one of my favorite years to play football.”

Head coach John Harbaugh on the team’s high character:

“We have character guys. We have a great locker room. We have tremendous coaches. I’ve always felt like the mental to the physical – my dad has always said – is like three is to one. Attitude is really everything, and it starts with the position coaches in their room. If the position coaches in their room do a good job of letting those guys understand that, really, what it’s about is how we handle this, how we play. It’s not about pointing a finger; it’s about having somebody’s back. It’s not about the outcome; it’s about the process. It’s about taking care of one another. It’s about coming through adversity and doing the right things. When the coaches don’t flinch – and they don’t bat an eye and they don’t roll their eyes or waiver or crack in [tough] times – then the players are more apt not to as well. And then our players, to me, are just of the highest caliber. We just have a bunch of guys that aren’t going to let that happen, and it’s not something that we believe in or stand for.”

JOHN HARBAUGH QUOTES

QB Joe Flacco on head coach John Harbaugh’s leadership:

“We’ve been in it since we came in together on Day 1. It has been awesome to see his growth as a head coach and how his confidence has come with that. He’s unbelievable at getting in front of the team and saying the right things, saying the things that are hard and getting them across to all of us in a great way. He’s a great motivator, great leader, and we can see all of that. He’s very comfortable with who he is and who we are as a football team. It comes across and gives us all a lot of confidence.”

QUOTE THE RAVENS

CB Jimmy Smith on John Harbaugh's leadership:

"I truly believe if it wasn't for him approaching the season and each game the way he did, I don't think the team would have held it together the way we did. Instead of him blaming us every week, he was figuring out ways to get better and how to stay positive. I think that's carried over to the team."

OLB Elvis Dumervil on John Harbaugh and his staff:

"Guys never quit on him, and he and the coaching staff never quit on us."

ESPN analyst Jon Gruden on John Harbaugh:

"You have to tip your hat to John Harbaugh. That's why he's a World Champion. He gets the most out of his players, and they never quit."

SPECIAL TEAMS QUOTES

ESPN.com's Jamison Hensley on the Ravens' 2015 special teams:

"The Baltimore Ravens' special teams play was more than clutch and consistent. It was also the best in the NFL. The Ravens topped *The Dallas Morning News'* annual special teams rankings. This shouldn't come as a surprise for anyone who watched the Ravens this season, especially on the final plays of their victories. From Justin Tucker's three game-winning kicks to Will Hill's touchdown return off a blocked field goal, special teams single-handedly lifted Baltimore to four of its five victories this season. ... Under coordinator Jerry Rosburg, the Ravens traditionally have been among the strongest special teams groups. This marked the fourth straight season that Baltimore ranked among the top-five special teams, including a No. 5 ranking the previous two seasons."

John Harbaugh on the leadership and performance of the special teams unit, which ranked No. 1 overall in 2015:

"It starts with leadership. We have great leadership – Albert McClellan, Anthony Levine and others that do a phenomenal job, who have been here for a long time. Brynden Trawick is another that comes right to mind, and there are others. It starts with those guys, and we have a great coach. Jerry Rosburg has been doing it a long time. He knows what he's doing. He leaves no stone unturned. He is demanding. They practice very hard, because he demands they practice hard with attention to detail."

Special teams coordinator/associate head coach Jerry Rosburg on Pro Bowl P Sam Koch's talent:

"He's changing the way the game is going to be played. It's remarkable to me that more have not necessarily followed the lead. Perhaps that's an indication of how difficult it is to do what he's doing, because you don't see much of it – even from the highly-skilled professionals that we see on a weekly basis. Nobody else is doing this. He has shown the value of it if you look at our gross punt and our net punt numbers. He has shown the value of the skills that he has, and yet, we still don't see anybody else doing it. If they could do it, I can assure you they would."

OFFENSE QUOTES

Bengals DT Geno Atkins on G Marshal Yanda:

"When I tell my son or daughter about football, I'll tell them that he was one of the best guards I went up against in the league. He's got nastiness, he's physical, and he has finesse. He's strong, but if you try to beat him with a little finesse, he can handle that, too, because he's got good feet. He's got the whole package."

ESPN.com's Jamison Hensley on WR Kamar Aiken:

"In a Ravens season defined by injuries – 20 players on injured reserve – no one stepped up more than Aiken. He went from a journeyman receiver who didn't have a catch in his first three seasons to being Baltimore's go-to target in the second half of the season. ... Plus, Aiken has performed at a high level despite catching passes from four different starting quarterbacks [Joe Flacco, Matt Schaub, Jimmy Clausen and Ryan Mallett]."

Hall of Fame WR Michael Irvin on if WR Steve Smith Sr. will be a future Hall of Fame inductee:

"No doubt I see him there. He's an incredible player, he's been an incredible player for a long time. There's no doubt in my mind that, one day, he shall definitely wear a gold jacket. ... I asked him, 'Can you really come back after making up your mind that you're going to retire?' Usually, when you say you're going to retire, your body shuts down. I guarantee you that he's the only guy that I will say never allows his body to shut down."

The Baltimore Sun's Childs Walker on RB Javorius Allen:

"Allen is simply a natural receiver out of the backfield, a commodity modern offensive coaches love. He has seized the opportunity created by Justin Forsett's injury and is a serious candidate to be the starter in 2016, when the Ravens hope to be a playoff contender again."

Head coach John Harbaugh on TE Crockett Gillmore:

"He's tough. He loves football. He wants to get better every day. He doesn't let anything faze him. You guys talk to him, and you hear his quotes, and you can tell how mature he is. He has a great head on his shoulders. He can get better, though. There are a lot of things he can improve at. ... I expect Crockett Gillmore to be, really, a top player in this league before it's all said and done."

DEFENSE QUOTES

NFL.com's Bucky Brooks on Brandon Williams:

"It's uncommon for nose tackles to garner widespread recognition for their efforts on the front line, but Williams has created a buzz in league circles as an emerging force at the point of attack. The 6-foot-1, 335-pounder wreaks havoc with his rugged playing style and explosive power. Williams excels at occupying multiple blockers in the middle, allowing linebackers C.J. Mosley and Daryl Smith to flow freely to the ball."

John Harbaugh on Pro Bowl OLB Elvis Dumervil's play in 2015:

"Look at Elvis, how he's playing. The guy is playing out of his mind. He's playing with tremendous effort and energy and heart. ... I have all the belief in the world in Elvis Dumervil, I can tell you that."

DT Brandon Williams on DT Timmy Jernigan:

"He's a straight-up pit bull. He just keeps coming at you. He's so quick with his hands and feet that he stuns guys. I even see it in practice during one-on-ones. He goes by them like they're standing still."

John Harbaugh on ILB C.J. Mosley's leadership:

"C.J. has a great career in front of him. The other thing that has showed up a couple times that is probably under the radar are some of his leadership [qualities]. It's just conversations here and there, things that he has asked other players to do, that far exceed his years in the league."

**2015 SEASON REVIEW PRESS CONFERENCE**

***Owner Steve Bisciotti, President Dick Cass,
General Manager/Executive Vice President Ozzie Newsome & Head Coach John Harbaugh***

Steve Bisciotti Opening Statement:

"Thanks for coming; I appreciate it. I understand we have a long list [of questions from the media]. As you may or may not know, today is personnel [meeting] day. We've been at it since early [in the morning], and we'll be at it until late. So, I hope we can sufficiently answer most of your questions, satisfactorily for the fans. Again, I appreciate you coming."

In the advertising campaign that you've been running recently, Steve, you mention your bosses [the fans]. So, I will ask you what your bosses have been asking me the last couple of months. A) How upset are you? And B) Will your level of involvement go up in the months to come? (Joe Platania)

(BISCIOTTI) "Disappointed, yes. Mad, no. Maybe you'd have to ask these guys. That might be a little bit of a myth that my involvement goes up and down with our schedule – with our success and failure. But, I don't have any more questions for these guys than I did after the Super Bowl. We were at a high level, we were trying to maintain it, and now we have disappointed, underperformed. And maybe you should ask them in April whether or not my participation was more. But, we'll be back in Florida next week [for additional meetings], and we actually asked to have a week after this in the personnel meeting. Originally we had it planned for this weekend, but I think John needs a little sleep, and [John's wife] Ingrid needs a little attention. *(laughter)* We decided that we'd give it a week. So, we'll be in Florida next Saturday and Sunday. I think my participation is as high as I want it to be in all of my years, and I don't know that it'll be any different."

Do you feel like significant changes are necessary, or do you feel like this is something that could be fixed pretty quickly with a good draft and productive free agency period? (Jeff Zrebiec)

(BISCIOTTI) "I really do. The close losses, the tough losses – they piled up. We came out of that Denver game and thought, 'Wow, we may have played one of the best teams in the league and played them tough,' and we expected to turn it around in Week 2, and that just kind of kept going. We had a bunch of heartbreaking losses this year. So no, I don't think overhauling anything ... There's only so much you can overhaul a roster. Unfortunately, in this business, there's an overhaul if you want it or not. We got rid of a ton of people after the Super Bowl, and it wasn't because they weren't capable. We had a few retirements in Matt Birk and Ray [Lewis] and to a degree, Ed Reed. And so, I don't really think that a lot has to be done. One thing that I'm proud of [is that] we all view continuity as a strength. Continuity doesn't stem from laziness. It comes from confidence, and I believe in these guys. I have a lot of faith that we'll get it straightened out. I hope we don't have as many injuries, and I hope we have a whole lot more turnovers. Yes, I think those kind of differences would get us back to where we want to be."

Despite the close losses and the injuries, I remember last year you said you not only wanted to make the playoffs but to have a home playoff game. And now a year later, the Bengals and Steelers are back in the playoffs, and you're not, and you guys have lost five-straight to the Bengals. Are you concerned that the talent level between your team and the Bengals and Steelers is widening? (Cliff Brown)

(BISCIOTTI) "It's a fair question. They were asking that in Pittsburgh when they went 8-8 two years in a row, and [the critics] said the same things – their drafts weren't top-notch, and they had too many older players. That kind of goes across the league. Yes, I'm concerned about it, but when I look at their rosters, I don't really think that there's a huge talent difference. I think that Cincinnati is probably being touted as the class in our division. If we get all of our players back, I think we'll close that gap. If we have a good draft, if we do well in free agency, we can compete with them. But, that's a stain – Cincinnati beating us as frequently as they have recently."

Regarding QB Joe Flacco's salary cap number, I'm sure you're aware that it goes up to \$28.5 million. When do you expect to start talking to his agent, Joe Linta, and is there any level of concern that an agreement can't be done to lower it? (Jamison Hensley)

(NEWSOME) "First, as Steve [Bisciotti] stated, we'll be meeting down in Jupiter [Fla.] next weekend, and at that point, [senior vice president of football administration] Pat [Moriarty], [assistant general manager] Eric [DeCosta], myself, [head coach] John [Harbaugh], [president] Dick [Cass] and Steve will talk about Joe and the contract. Once we do that, then we will put together



a plan. But hopefully, if we are strategic enough, we can possibly put together a football team and not necessarily have to redo Joe's contract. That has to be an option that we will look at, but we will sit down and talk about it. Then, at that point, there could be some conversation between Joe Linta and Pat."

Ozzie, the team had the top pass defense the second half of the year. When you look at the secondary, do you think many changes have to be made in that area, or can you keep it pretty much the same? (Ryan Mink)

(NEWSOME) "I think the biggest move is 'Webby' [Lardarius Webb] to safety. The way the game is going, to have someone that has some range – has some really good ball skills – back in the back end is very [much] needed. We have Shareece [Wright] that's up for contract. That's something that we'll look at going forward. I think [cornerbacks coach] Matt [Weiss] and [secondary coach] Chris [Hewitt] did a really good job of developing the guys in the secondary. John spent a year as a secondary coach with the Eagles, and I think he has input, as well as [defensive coordinator] Dean [Pees], who was a secondary coach. It's trending up. Would we like to add some more pieces if they're available to us? We will definitely add them to it as we move forward."

For Ozzie and John, would you consider left tackle, maybe, the most important position you have to look at in the offseason? What did you learn over the last quarter of the season with G/T Kelechi Osemele there at left tackle? Do you feel like you can keep him, or has he priced himself out of being able to come back? (Brent Harris)

(NEWSOME) "Left tackle is important to protect the blindside of the quarterback. When [Kelechi Osemele] agreed to move to left tackle, we thought it was a good thing for us to get a chance to watch him over the course of four games, and then also improve his value to the National Football League. We still have Eugene Monroe. When he was healthy, he played really well for us. We have some options. As it was noted, I had a really good conversation with 'K.O.' [Kelechi Osemele] when the move was made. But that conversation was no different than [conversations] I've had with [Marshal] Yanda and Jimmy [Smith], or with [Pernell] McPhee and Torrey [Smith] and [Paul] Kruger. We will have a chance to look at that. We have Eugene Monroe, who's under contract. We still have James Hurst. The thing that I really enjoy about John's coaching staff is you have a coach in [offensive line coach] Juan Castillo who does a phenomenal job of developing young players. That's what you have to have to be competitive year-in and year-out in this league."

John, I know the personnel meetings are still going on, but have there been any changes in the coaching staff thus far, to the coordinators, at all? (Jon Meoli)

(HARBAUGH) "We lost Ted Monachino; I don't know if you saw that yesterday. We agreed to allow him to go be the defensive coordinator in Indianapolis. That is a great opportunity for him. It speaks to the quality of the guys that we have. But, [there will be] no changes to the coaching staff. Certainly, [there will be] changes in how we do things and how we approach things and schemes and things like that. We're going to work on that already. But the same guys will be in place, and I'm excited to work with our guys."

John, just because there has been a lot of talk about Dean Pees, why do you think he's the best man for the job now and moving forward to remain as defensive coordinator? (Luke Jones)

(HARBAUGH) "I don't know about the talk; I don't really listen to too much of it or read it. But I know what kind of coach Dean Pees is. I look at the season and the improvements that we made – especially in the back end – throughout the course of the season, and that's what you look for. You're going to face struggles and trials, and things don't always play out the way you want them to. We played pretty [well] in Denver, then we didn't play well at all in Oakland. We were up and down and inconsistent throughout the first eight games of the season for sure. And we went to battle and went to work to correct those things and found a way to correct most of them throughout the course of the season. We still have plenty of work to do, but I trust Dean. I know he is a very good coach. All those guys – I know they are good coaches. [When] you work side by side with a bunch of guys through a season like this, you find out what they are made of. And I like our guys."

Ozzie, on draft day I know you always take the best available player, but in a perfect world, what position would that best available player be at No. 6 this year? (Gerry Sandusky)

(NEWSOME) "In a perfect world?"

(BISCOTTI) "Tackle, safety, corner, pass rusher." (laughter)

(NEWSOME) "Pass rusher, yes – one of those four. Thanks, Steve!" (laughter)



Ozzie, we didn't hear much or see much from OLB Terrell Suggs after his injury, which, of course, he's rehabbing on his own. We understand that. But, is that something you would like to have more communication with him? Are there conversations going on with him as far as his health, or even a cap situation for next season? (Morgan Adsit)

(NEWSOME) "First of all, I had numerous conversations with 'Sizz' while he was not necessarily in the building. And he has been in the building. I think he had his reasons for not being here – both personal and some other reasons – why he chose not to be in the building. The focal point is on the guys, as he would say, on the field and not necessarily on him as a guy that is rehabbing. He's been rehabbing. I think he gets out of his boot [soon]. In my last conversation with him, his answer to me was, 'I don't want to leave the game the way I left it out in Denver.' So, I think he is using that as motivation. He's had that injury before, so he knows what it takes to get back. I'm just looking forward to him getting back in here when he does, being involved in the OTAs, going through training camp and just seeing where he is."

Ozzie, can you talk about your cap situation? Did it handicap you last offseason? And what about the upcoming season; will you be fairly active? One other thing, WR Breshad Perriman, did you guys know about that knee injury with him coming out of college? Or was that something that just happened the first day out here? (Mike Preston)

(NEWSOME) "I'll go with the second part first: I saw when the injury happened. [Perriman] made an incredible catch on the right sideline, and he went to the ground and the knee hit first. I was excited [and thought]: 'He's made another great play down the field; that's what we needed for him to do.' From that point on – you see a guy go to the ground, you really don't think anything happened, but I noticed it took some time for him to get back up. So, I saw the injury. I saw how it happened. I was in a conversation with our trainer and with Dr. [James] Andrews yesterday, and they expect him to be fully recovered and ready to start this offseason. Hopefully, he can pick up from where he was that first day of training camp. I really had a smile on my face that first day. I guess he lasted for three-quarters of the day. But I had seen a lot of him during the OTAs."

"The first part of [the question] is our cap situation. We had dead money with Ray [Rice] last year. There's no doubt. I don't know what the situation is going to be with [Dennis] Pitta. That means there could be some more dead money. But we took the opportunity to sign three players during the season, or since the draft. We signed Jimmy [Smith], we signed Marshal [Yanda], and we signed Sam Koch. And when you sign players like that, that affects your cap going forward. I don't think we'll be as busy as some teams are in March. We never have [been]. But when there is a player we think can come in and improve our football team and help us, then we will have the cap room capable of being able to get that player signed."

With Perriman, did you know if he had any knee injuries before you drafted him? Or was that something that just happened? (Mike Preston)

(NEWSOME) "No, no, it just happened that day when he fell on it."

Ozzie, the way you look at this off season, whether it is free agency or the draft, how important is it – or is it more important – to add playmakers on either side of the ball? (Garrett Downing)

(NEWSOME) "From years of being involved in the game, when you lose close games, sometimes a real good player can be the difference. Again, John and his staff do an unbelievable job of getting our players in position to make plays. But there are games ... I don't have to sit here and say that when the ball was thrown to A.J. Green he was going to make the catch. A. J. Green is a great player. So, we need to augment our team, but John and his staff do a very good job of developing players. And we depend on that. I talked about what Juan [Castillo, offensive line coach] does. You need to have some players that when the game is on the line, they have the ability to make a play. We will be trying to add some of that to our team, but a lot of that can be done through development."

Steve, injuries were a big headline for your team this year. I'm wondering from an ownership perspective, when you have that many employees who are highly paid but unable to play, what is your level of concern or frustration given that is the inherent nature of this sport? And there is no guarantee it won't happen again next year... (Mark Viviano)

(BISCIOTTI) "There's no guarantee. I guess my job is to support John when those best-laid plans go awry. Obviously, we would have been a better team if we didn't have significant injuries. So, I think I was a good owner, a supportive owner, when this season started going south. I saw the effort; the effort didn't change. The commitment from the staff didn't change. If anybody was told that Kamar Aiken would have 75 catches this year, what would you have said? That somebody's going to be hurt. Because Kamar Aiken doesn't catch 75 balls with [Breshad] Perriman and Steve Smith [Sr.] starting. That's just the role of the dice. That's exactly what we are in for. That's why it is so frustrating being an owner, because once the season starts, I



really don't have much involvement. I've said this before: I love the offseason. I love building it, I love strategizing with the cap and talking these things through with these guys. But I'm powerless, really, once the season gets going to add much but support."

For Ozzie and Steve, when you look at the 2005 and 2007 teams, they are very similar in how the seasons went and with the injuries – and then dramatic successes the following year. Do you see similarities, either in ingredients or roster breakdown, with this and what could potentially happen next year? (Brett Hollander)

(BISCIOTTI) "No, because we have a quarterback – we have a franchise quarterback now. And we didn't have that. We went into this when John was hired, and we had the lowest draft pick that we had had, again, in years. And here we are again. But the last time we had a single-digit, Top 10 draft pick, we also had a need at quarterback, and we got Joe [Flacco]. I'm pretty comfortable that Joe in Year Nine will be as good or better – even coming off of injury – than Joe was in Year One. I think our ability to bounce [back] from that is a lot more secure, I guess."

This is a question for Ozzie and John: When you look at the pass rush, that was a real strength last year. You lost OLB Pernell McPhee in the offseason, and you lost OLB [Terrell] Suggs in the first game of the year. When you look at it going forward, do you feel like you have the talent on hand to get back to where it was last season, or is that an area where you will definitely be looking to add somebody? (Childs Walker)

(HARBAUGH) "We're definitely looking to add somebody – not just there, but in a lot of other areas, too. I don't want to pick it out and say that's just the one spot, but pass rush is really important. You lose Terrell Suggs, you lose Pernell McPhee, you try to replace them, move guys into those spots and you work with them. Elvis Dumervil, I'll tell you what, he was bringing it, week-in and week-out. But he was getting a lot of attention, too. That made it a little bit tougher for him. We tried to blitz more early, played more man coverage, were exposed at times. [We] stopped blitzing toward the end of the year and played more zone coverage – didn't give up as many big plays – but still managed to find a way to get pressure. A lot of times it was coverage pressure, but it was also scheme pressure. That's behind us now. We want to add good players at every spot. And pass rushers, I would say, would really help us. We're all determined to get that done."

Ozzie, do you anticipate using the franchise tag on K Justin Tucker? Is re-signing him to a long-term deal one of the top priorities this spring? (Bo Smolka)

(NEWSOME) "Yes, we would like to have Justin continue to be a part of our football team. We will go to work on trying to get a contract done. We do know what the franchise number is for a kicker, if it gets to that. But, we will go to work on that, and we want Justin to be a part of our team."

John, with 42 more penalties than opponents, for I think 405 more yards ... I know each penalty is its own individual thing, but is there an overall trend now, a week out of it, where you look back and say, 'We didn't coach that right or take the coaching the right way?' Is there anything to learn from that going forward for next year? (Pete Gilbert)

(HARBAUGH) "Not generally. No, there really isn't. I'd like to sit up here and say there is something to learn from it generally, but there really isn't. We'll look at each individual penalty, like I always say. I'd like to see more [penalties] called on our opponents, obviously. Whatever we have to do to get that done, we'll work to get that done. I've looked at it really hard and really close. I'd like to say, 'Yeah, we can fix this or fix that.' The ones that we have to fix are the ones that are foolish penalties. We had more pre-snap penalties on offense at the end, when the quarterbacks changed out. Those jumped up dramatically on us a little bit. We had some foolish penalties on defense. You line up in the neutral zone, those kinds of things. Those are things that you're not going to drill for. That's just being a little bit more aware and understanding the situations. So, again, every penalty kind of stands on its own. I don't draw an over-arching conclusion from that."

John, this is also for you: Where do you know that WR Steve Smith Sr. is in regards to his recovery and do you expect him to be back for the start of training camp? (Sean Grogan)

(HARBAUGH) "I expect him to be back for training camp. That's what I've been told. He's out of his boot; I saw him walking around in tennis shoes yesterday when he was in the building. He seemed in good spirits, but he was being very careful not to stumble or anything like that. I just know he's very determined to get back. It's just going to depend on good fortune, in terms of healing, but also just how hard he works and how well he takes care of it."



John and Ozzie, this one's actually for you: On a positive note, I know you guys talked about how important it was to hit on this past draft class. Looking back on it, what are some of the positives from guys like OLB Za'Darius Smith or DT Carl Davis – guys from the [2015] draft class? (Turron Davenport)

(NEWSOME) "I just have to think of who all was in the draft class. We have Maxx [Williams]; I think we saw that he's going to be a solid player for us. Carl Davis has a high ceiling that we think he will be able to get to. You talk about Za'Darius, you saw what [Javorius] 'Buck' [Allen] did. We still hold a lot of promise for Tray [Walker], and Nick Boyle played very good for us. And then Darren Waller, who is one of our better special teamers, we lost. We lost [Robert] 'Snacks' [Myers] to the Broncos – well, we lost him twice – we lost him to the Colts and then we lost him again to the Broncos in the last week of the season, and it'll be interesting to see how he develops if he remains a Bronco."

This is probably for John and Ozzie: When I get ready to do a game, I'm always looking at where a team ranks in yardage given up versus where they rank in points given up. It seems like the common denominator is always turnovers. Steve mentioned it earlier when he said we want to have more turnovers – I'm assuming he's talking about on defense. When you look at that, there were 14 this year; that's a franchise record low. Ozzie and John, is it just not having playmakers? Is it not having good enough pass rush? Obviously, it's not an easy answer and it may be a little bit of both, but how do you analyze that and how do you fix it? (Stan White)

(HARBAUGH) "It goes hand-in-hand. The things you're talking about are creating plays. When you force teams into situations where they're a little more desperate to make a play, they get a little more careless with the ball. A lot of times that goes with having a lead. So, when you force teams into passing situations and you have pass rushers, you force quarterbacks to make plays, you get a few more sacks, fumbles, you get a few more interceptions. But also, [you get] the ability to do that. Making plays in the back end, making plays on the ball, that's what players do, that's what you bring them in here to do. It goes hand-in-hand, and it's a team-effort kind of a thing, getting plays on defense. Your offense is responsible for that, too. The more points you score, the more turnovers you're going to create on defense. The more turnovers you create on defense, the more points you're going to score. To me, it's a team effort all the way across the board. We become a better football team, we'll create more turnovers. We create more turnovers, we'll win more games and everybody will see us as a better football team. It all fits together."

For Steve: I was wondering about the root of the philosophy of continuity that you talked about before. You've experienced losing seasons before. You really only stepped in and made a major change one time. I'm wondering, is that a business principle that you brought to football, or is it something that you've seen work in football? (John Eisenberg)

(BISCIOTTI) "Thanks, both. Yes, that's exactly right – both. I think that my history with the Allegis Group will show that. The people that are running the company 30 years later are kids that I hired right out of college back in the 1980s. I didn't have much of an appetite for my competitors' people when they came knocking. I didn't want their bad habits, so I didn't want their experience. I always considered their bad habits more a detriment than their assets, because of experience. I was fortunate 16 years ago when I came in here and had this group of people that are sitting in the back, who have been here forever. Art Modell was a big proponent of continuity. I was fortunate to inherit guys like Ozzie, and all through the organization from equipment managers to trainers and everything else. It's absolutely a sound business philosophy. If you go through the league, the winning teams are the ones who have the least turnover in their front office and their coaching staff. It's stark. You just don't turn things over. You guys would be getting a whole lot more juice if you were down in Tampa. You're missing their press conference; they're doing one right now. You would have more to write about. I'm proud of these guys, and I like John as much as I did when we hired him eight years ago. You can't just turn things over based on your record or you'll never [succeed]. I think that just sends you down. You might have a blip up, but we want the blip down to be the abnormality in our growth and our development as an organization, and this is one of those times. If you look through the league, the teams that have won since John came in here – Pittsburgh, New Orleans, Packers, Patriots, Seahawks – they have the same people running the show. The other teams who aren't getting to the top are the ones that have been through two, three and four coaches and one, two and three different GMs in just this last eight years. So yes, it's something that, as long as we're good at picking people and we're then good at working well together, then yes, continuity, I think, is a huge part of the recipe for success."

Steve, being a Colts fan and growing up a Colts fan, seeing relocation – three teams this year playing these bizarre lame-duck kind of status – one of them is going to have to go home, maybe two. You're now involved in that part of it. I guess



the owners are going to have a vote. You're going to vote to move a franchise, or be a small part of that. Just some thoughts on that and the responsibility of that? *(Nestor Aparicio)*

(BISCIOTTI) "It's a huge responsibility. I also am very, very close to getting fined by the league if I talk about it before the vote. *(laughter)* Thanks, a lot. I really can't say much, but you're right. I feel for the fans of whoever loses a team. But, I will say – I can't get fined for this – *(laughter)* history has shown that the cities that don't stay competitive from a stadium standpoint lose their teams. History also shows, in places like Baltimore and Cleveland and St. Louis, when you do lose your teams, then you find the money to build a new stadium. I understand that people, other than football fans, don't prioritize creating a great place, but you see that with convention centers. Baltimore is a prime example. We needed a convention center, we needed a convention center, and then we get a convention center, and then they're saying now it's not big enough. We need more, we need more. We need a bigger convention center to fill the hotels and then you need more hotels. It is a bit of an arms race, and I do feel bad for the cities, but I wish that they would stay in sync with their desire. More teams build stadiums to get back a team than build them for their city to keep the team. All three of those cities are vying to go to a city that will make them more financially competitive, and unfortunately, the better the stadium, the more financially competitive you are in this business. I lived it for 12 years without a team and I feel bad for the other cities that are going to have to experience that."

Ozzie, every year somebody asks you, "How long are you going to keep doing this?" So, a two-part question: The first part is how long are you going to keep doing this? And No. 2, does a season like this past season make you burn even more to go forward? *(Peter Schmuck)*

(NEWSOME) "Do I have a job tomorrow? *(looks to Steve Bisciotti)* *(laughter)* OK. I still enjoy the aspects, every aspect, of my job – the interaction with the players, the relationship that I have with these three men here, my staff and the coaches. I still enjoy it, and I have no problem getting up [and] coming to work every day. The second part of the question is: Does a season like that [make me want to stop]? No, it motivates me more. If and when I do decide to leave this organization – whether it's by my decision or Steve's – I want this organization to be as healthy as it has ever been when I decide to step away."

Steve, just like Ozzie gets that question every year, you guys are always getting questions about assistant general manager Eric DeCosta every year, saying there's talk that teams want to talk to him – interview him – about GM openings. Where is his status? Is he committed to you going forward for this coming season and beyond? *(Jeff Zrebiec)*

(BISCIOTTI) "It certainly appears that way. If it wasn't for his relationship with Ozzie, he wouldn't still be here. So, I can't tell you ... He knows that I have never changed my mind as far as ... I have the best of both worlds. I have two GMs, and everybody in the league knows that. Every year, somebody comes and says, 'Are you itching, yet?' And he doesn't. I usually have to bump his pay. *(laughter)* But realistically, he has too much at stake here in his relationship with Ozzie, and Ozzie's relationship with him is just strong. I commend him for his patience, because I know there are other guys that are GMs that they chose [to leave their original teams]. Because Eric wasn't interested in the last five, six years – and he probably could've had 10 different jobs. But I will say that seven of those 10 [general managers] have been relieved of their duties already. I think that's where Eric would say [he has] his patience. Because we promote continuity, Eric can afford to be patient. He wouldn't be patient if we were turning people over all the time. If he wasn't patient, I would've gotten rid of Ozzie seven years ago and hired Eric, and Eric would've been out four years ago, and I would've had somebody else sitting up here. It's a testament to him. He has family in this area. I'm very fortunate that he has family in this area. I think he's as patient as can be. I think that if you watched him run our draft, you'd know why he's content to be an assistant GM. At this stage, I've watched Ozzie grow to depend on Eric more and more every year. I don't see either of them going anywhere for many years."

Ozzie – as Steve alluded to – you haven't picked in the draft this high in quite a long time. Is there more pressure picking this high? And at this point, could you name the Top 6 players if you had to? *(Jamison Hensley)*

(NEWSOME) "I think the toughest part of picking this high is [you] have to suffer through the season that we just suffered through. That's the toughest part. As I said to the guys at lunch – and John and I both have joked and Eric and [director of college scouting] Joe [Hortiz] – a lot of times when we're looking at players, and we're picking from 20 to 32 – which we've been picking – and we just say, 'There's no way that player is going to have a chance to make it down to us.' That's not the case this year. We'll be prepared, whether we pick at six, move up, move back – I don't know. We have a draft luncheon that will come up [where] you all can ask those questions. But it's tough going through a season to earn that spot. It really is. I don't like having to sit through 11 losses just to get a chance to pick the fifth or sixth best player in the draft."



Steve, this is not an attempt to get you fined, but the subject that begs your perspective: From the owner's box during a game – and as a partner in this league – [what is] your view of the level of officiating in this league? Because just based on reading John's lips on Sundays, it's not very good. (Mark Viviano)

(HARBAUGH) "Good thing you don't have to read his lips." *(laughter)*

(BISCIOTTI) "That would not be hard. *(laughter)* I don't think I can get fined for anything in the offseason, because I'm not going to call out any single ref. I do not think that the men in those positions are any worse at their job than they were 10 years ago. I honestly believe that our rulebook has gotten too thick. When the head of officiating is convening with Hall of Fame wide receivers to try and define, 'What is a catch?' the rulebook is too big. But they haven't cut our tax code either no matter how many times people say it's too complex. I think that we do need to simplify some rules, and I think that referees on the field need outside help. I absolutely believe that the fan has an advantage to the referees. How many times have you sat there at a basketball game, and a guy goes down the lane and you scream, 'That wasn't a foul!' And then, of course it's not, because [it is] the Maryland guy that fouls the Duke guy. Your eyes see what they see at first glance [in] one split second. Before you know [it], something is going to happen, and that's what the refs are doing. Something happens, and they have to make a split-second decision about what they saw. And then we get to see it from six different angles in HD, in slow-mo and now 360 [degrees]. How many times do you see a call being challenged, and you and your friends are sitting there just agreeing [about] whether the ball is coming out before the knee and their explanation? I think that we need to grow the function of refereeing a little faster than it has. I think that we are getting behind, and I think it's making these people look incompetent, and I don't think it's a competence issue. I really don't."

Do your fellow owners share in that? Is that a serious subject right now? (Mark Viviano)

(BISCIOTTI) "Whenever it costs them a game. *(laughter)* When we lose a game, I see 12 things that the refs stink at. When I win a game, I don't remember seeing them that night when I'm celebrating with my family and friends. You don't win by seven [points] and then go, 'Oh my God, those horrible calls they had against us!' You just wipe them out. Yes, I think all of the owners want it to be as close to perfect as it can, and I don't think it's close right now. I think we can get it closer. I think that all of my partners would agree with that."

Steve, you mentioned the fan's perspective. You were a fan long before you were an owner. Are you still able to go through a season as a fan? (Gerry Sandusky)

(BISCIOTTI) "Yes, I'm a fan, but when you love these guys it hurts more. It's like saying if I stuck you in a little gym with your 10-year-old and I'm watching the game, you're probably going to get a little more involved in it than I am. I just see a bunch of cute kids running around and you're screaming, 'Hack-a-Shaq!' or whatever. It matters more to you. So no, to that degree, I'm not a fan anymore. I'm a fan on Monday night when I'm watching two other teams play and I'm not emotionally involved in it. But I can assure you that when I'm watching my games, I wanted to beat Cincinnati badly this weekend. I wasn't counting draft picks, I wanted to win. I wanted these guys to go up into their offseason having beaten Pittsburgh and Cincinnati. And I was proud of them when they beat Pittsburgh and I heard it cost us five spots in the draft. You can't root against your team. I want them to win, even if it costs us picks. I'm still that much of a fan, even though I understand some of our fans maybe were rooting for a different outcome in those last few games when they know that we can't make the playoffs. But now that I'm sitting here, I don't mind having the sixth pick. Now that I'm sitting here, I don't care that they screwed up that Jacksonville game. I was furious when they called that [penalty] on Will Hill III in the end zone in Oakland. It was a terrible call. Now, that doesn't bother me, because they would have pushed us to 7-9, and we'd be picking [at] 16. But [Ozzie Newsome] would have found another C.J. Mosley, so things would work out. Yes, a fan, but in a completely different way. I'm still an NFL fan though."

John, offensively this was the franchise-low in rush attempts and I think it was the most passes thrown in a season. Do you guys feel like you kind of lost the identity you want to have? And if so, what were the conversations with offensive coordinator Marc Trestman like to try to correct that? (Jon Meoli)

(HARBAUGH) "Yes, I feel like we need to run the ball more, but we need to run the ball better. So, those two things go hand-in-hand. Those are the conversations that we've had, not only the last few days, but through the course of the season. We're always fighting to find ways to win football games, and running the football is – like you said – it's our identity. So, to the extent that we didn't run the ball well, yes, we lost our identity a little bit and we have to be able to do that. We're going to find our way back that way, and we're going to work on that right now. Part of that is scheme, part of that is how many times we call it and when we call it. There's play-action that goes with it [and] passes behind runs that keep the linebackers off your



run game – all of those things that we need to build into our run game to be as good as we can be. I do believe our offensive line is a type of offensive line that can run the football. There's really no reason for us not to be effective running the football with all of the guys we put out there, including the young guys that played at the end of the year. Those guys, they did a great job. So, that's on us as coaches. We have to scheme it, stay with it and find ways to do it across the board schematically and do a better job of it."

Dick, can you tell us at all about ticket prices, something fans always want to know about for next season and whether there will be an increase or not? And for Steve, there are a lot of reports out of Philadelphia about their interest in John Harbaugh. Can you comment on whether Eagles owner Jeffrey Lurie ever contacted you about acquiring John? (Steve Davis)

(BISCIOTTI) "No, they never did. And they typically would call [Ozzie Newsome]. That typically goes from GM to GM."

(Reporter: Ozzie, did they call?)

(NEWSOME) "No, they did not call."

(DICK CASS) "And there will be no ticket price increase."

For Steve, you talked a lot about continuity. From 2008 through outside the last couple years, you were consistently winning. I want to know your thoughts: What's different from say 2007 to this year, because clearly you look at it differently than you were looking at it in 2007 when it was very inconsistent. What is the biggest difference – outside of a franchise QB, because you didn't have one in 2007 – what is the biggest difference for you as an owner? (Brent Harris)

(BISCIOTTI) "I don't know that I can go back to 2007 to make a good comparison, but when I assess this team and I talk with people that I know, the one thing that I think I underestimated was when [Terrell] Suggs went down in Week 1. Now, at the end of the year, I think I didn't come close to understanding the impact. For many, many years, we said that Ray Lewis made people 10 percent better just by playing with him. And what we didn't appreciate in Suggs was the reason why [Elvis] Dumervil went from 17 sacks down to six. Dumervil didn't become a bad player, and our linebackers were exposed in coverage because of our lack of pressure, and Za'Darius Smith didn't get to fill in Pernell's [McPhee] role that we had drafted him for, because all of a sudden he's got to line up on the edge. That's really not what we were thinking when we drafted him. We thought we had a good replacement – and we got a good replacement – but immediately, we didn't get to have that third rusher. As John said, then you start to create pressure, you start blitzing linebackers and then you get exposed in the underneath routes and they take advantage of that and it makes our linebackers look bad. Then the corners and the safeties have to hold on a second longer, and they get exposed. It was the biggest domino effect of losing one guy. If anybody in this league said, 'If we lost Joe Flacco in Week One, where would we be?' We'd say, 'Not good.' If you had said, 'What one guy can't you afford to lose on defense?' I think most of you would have said Suggs. I don't know that, but if you didn't, I think you can look back and say we could have lost anybody on that defense in Week 1 other than Suggs, and it wouldn't have had the kind of trickle-down effect that it had on our whole defense. I just think you have to appreciate that. That was 29 sacks that we got between the two of them [Suggs and Dumervil in 2014] that led the league last year, and then we got none from Suggs and six from Dumervil [in 2015]. So, I think the domino [effect] was greater than I could have anticipated. We need to develop guys like Za'Darius, we need to draft more of them, and we need to get Suggs back healthy. And I think Dumervil has still got a year or two left, but we certainly didn't expect to run him as many snaps, and he wore down. That's not what we expected Dumervil to do this year – was have to go and play 800 snaps or whatever it was. That's kind of the big difference. But I think I have a true appreciation of what pressure means, and so that's what I think we need to do. I think we need to focus on our free agency and our draft, and I think we have to have multiple pass rushers in order to let everybody else be effective."

Ozzie, fans always want to know about wide receiver. Given that WR Steve Smith Sr. is returning and the depth that you saw over the course of the season, do you still feel like the team needs to add another free agent wide receiver or draft one in the first three-to-four rounds? (Ryan Mink)

(NEWSOME) "Yes, I think we do. And if possible, two, whether it's by the draft and/or free agency. I think we need to continue to improve the depth of our receivers on this roster."



– ROSTER BREAKDOWN –

- Rosters
- Coaching Staff
- Depth Chart
- Pronunciation Guide
- How Built
- Participation Chart
- Game-By-Game Starters
- Transactions

2015 ALPHABETICAL ROSTER

As of Jan. 3, 2016

| No. | Name | Pos. | Ht. | Wt. | Birthdate | Exp. | College | Hometown |
|---|---------------------------------|-------|------|-----|-----------|------|-----------------------|----------------------|
| 11 | Aiken, Kamar | WR | 6-2 | 215 | 5/30/89 | 3 | Central Florida | Hollywood, FL |
| 37 | Allen, Javorius | RB | 6-0 | 220 | 8/27/91 | R | Southern California | Tallahassee, FL |
| 24 | Arrington, Kyle | CB | 5-10 | 190 | 8/12/86 | 7 | Hofstra | Brandywine, MD |
| 31 | Brooks, Terrence | S | 5-11 | 200 | 3/2/92 | 2 | Florida State | Dunnellon, FL |
| 59 | Brown, Arthur | ILB | 6-0 | 240 | 6/17/90 | 3 | Kansas State | Wichita, KS |
| 83 | Brown, Daniel | WR | 6-5 | 225 | 5/26/92 | R | James Madison | Windsor, VA |
| 17 | Butler, Jeremy | WR | 6-2 | 213 | 4/22/91 | 2 | Tennessee-Martin | Sarasota, FL |
| 56 | Carter, Chris | OLB | 6-1 | 240 | 4/6/89 | 5 | Fresno State | Fontana, CA |
| 2 | Clausen, Jimmy | QB | 6-2 | 210 | 9/21/87 | 6 | Notre Dame | Westlake Village, CA |
| 81 | Clay, Kaelin | WR/RS | 5-10 | 195 | 1/3/92 | R | Utah | Long Beach, CA |
| 46 | Cox, Morgan | LS | 6-4 | 233 | 4/26/86 | 6 | Tennessee | Collierville, TN |
| 94 | Davis, Carl | DT | 6-5 | 320 | 3/2/92 | R | Iowa | Detroit, MI |
| 58 | Dumervil, Elvis | OLB | 5-11 | 255 | 1/19/84 | 10 | Louisville | Miami, FL |
| 13 | Givens, Chris | WR | 6-0 | 203 | 12/6/89 | 4 | Wake Forest | Wylie (TX) |
| 93 | Guy, Lawrence | DE | 6-4 | 305 | 3/17/90 | 5 | Arizona State | Las Vegas, NV |
| 33 | Hill III, Will | S | 6-1 | 228 | 3/7/90 | 4 | Florida | East Orange, NJ |
| 74 | Hurst, James | OL | 6-5 | 312 | 12/17/91 | 2 | North Carolina | Plainfield, IN |
| 66 | Jensen, Ryan | G/C | 6-4 | 310 | 5/27/91 | 2 | Colorado State-Pueblo | Fort Morgan, CO |
| 97 | Jernigan, Timmy | DT | 6-2 | 302 | 9/24/92 | 2 | Florida State | Lake City, FL |
| 44 | Juszczyk, Kyle | FB | 6-1 | 248 | 4/23/91 | 3 | Harvard | Medina, OH |
| 4 | Koch, Sam | P | 6-1 | 219 | 8/13/82 | 10 | Nebraska | Seward, NE |
| 41 | Levine Sr., Anthony | DB | 5-11 | 200 | 3/27/87 | 4 | Tennessee State | Winston-Salem, NC |
| 23 | Lewis, Kendrick | S | 6-0 | 205 | 6/16/88 | 6 | Mississippi | New Orleans, LA |
| 95 | Lewis-Moore, Kapron | DE | 6-4 | 315 | 1/24/90 | 3 | Notre Dame | Weatherford, TX |
| 30 | Magee, Terrence | RB | 5-9 | 215 | 3/16/93 | R | LSU | Franklinton, LA |
| 7 | Mallett, Ryan | QB | 6-6 | 245 | 6/5/88 | 5 | Arkansas | Texarkana, TX |
| 84 | Matthews, Chris | WR | 6-5 | 218 | 10/6/89 | 2 | Kentucky | Los Angeles, CA |
| 50 | McClellan, Albert | ILB | 6-2 | 254 | 6/4/86 | 5 | Marshall | Lakeland, FL |
| 57 | Mosley, C.J. | ILB | 6-2 | 235 | 6/19/92 | 2 | Alabama | Mobile, AL |
| 54 | Orr, Zachary | ILB | 6-0 | 255 | 6/9/92 | 2 | North Texas | DeSoto, TX |
| 72 | Osemele, Kelechi | G/T | 6-5 | 330 | 6/24/89 | 4 | Iowa State | Houston, TX |
| 32 | Price, Sheldon | CB | 6-2 | 198 | 3/26/91 | 1 | UCLA | La Puente, CA |
| 86 | Reuland, Konrad | TE | 6-5 | 254 | 4/4/87 | 3 | Stanford | Mission Viejo, CA |
| 38 | Rolle, Jumal | CB | 6-0 | 188 | 5/28/90 | 2 | Catawba | Wilson, NC |
| 8 | Schaub, Matt | QB | 6-6 | 245 | 6/25/81 | 12 | Virginia | West Chester, PA |
| 51 | Smith, Daryl | ILB | 6-2 | 250 | 3/14/82 | 12 | Georgia Tech | Albany, GA |
| 22 | Smith, Jimmy | CB | 6-2 | 206 | 7/26/88 | 5 | Colorado | Colton, CA |
| 90 | Smith, Za'Darius | OLB | 6-4 | 275 | 9/8/92 | R | Kentucky | Greenville, AL |
| 28 | Trawick, Brynden | S | 6-2 | 225 | 10/23/89 | 3 | Troy | Marietta, GA |
| 9 | Tucker, Justin | K | 6-1 | 183 | 11/21/89 | 4 | Texas | Austin, TX |
| 91 | Upshaw, Courtney | OLB | 6-2 | 272 | 12/13/89 | 4 | Alabama | Eufaula, AL |
| 96 | Urban, Brent | DE | 6-7 | 295 | 5/5/91 | 2 | Virginia | Mississauga, ON, CAN |
| 64 | Urschel, John | G/C | 6-3 | 305 | 6/24/91 | 2 | Penn State | Buffalo, NY |
| 71 | Wagner, Rick | G/T | 6-6 | 310 | 10/21/89 | 3 | Wisconsin | West Allis, WI |
| 25 | Walker, Tray | CB | 6-2 | 199 | 8/5/92 | R | Texas Southern | Miami, FL |
| 21 | Webb, Lardarius | DB/RS | 5-10 | 182 | 10/12/85 | 7 | Nicholls State | Opelika, AL |
| 77 | Wesley, De'Ondre | G/T | 6-6 | 326 | 8/28/92 | R | BYU | Antioch, CA |
| 27 | West, Terrance | RB | 5-10 | 225 | 1/28/91 | 2 | Towson | Baltimore, MD |
| 40 | Whitehead, Jermaine | DB | 5-11 | 193 | 3/12/93 | R | Auburn | Greenwood, MS |
| 98 | Williams, Brandon | DT | 6-1 | 335 | 2/21/89 | 3 | Missouri Southern St. | Kirkwood, MO |
| 87 | Williams, Maxx | TE | 6-4 | 250 | 4/12/94 | R | Minnesota | Waconia, MN |
| 35 | Wright, Shareece | CB | 5-11 | 182 | 4/8/87 | 5 | Southern California | Colton, CA |
| 73 | Yanda, Marshal | G/T | 6-3 | 305 | 9/15/84 | 9 | Iowa | Anamosa, IA |
| Practice Squad | | | | | | | | |
| 69 | Brown, Leon | G | 6-6 | 320 | 2/24/93 | R | Alabama | Riverdale Park, MD |
| 42 | Capi, Nordly | DE | 6-3 | 249 | 7/11/92 | R | Akron | Ocoee, FL |
| 63 | Clausell, Blaine | T | 6-6 | 339 | 1/31/92 | R | Mississippi State | Mobile, AL |
| 43 | Harris, Alonzo | RB | 6-1 | 237 | 11/9/92 | R | Louisiana-Lafayette | Gadsden, AL |
| 68 | Herman, Eric | G | 6-4 | 320 | 8/5/89 | 2 | Ohio | Oregon, OH |
| 10 | Jacobs, Chuck | WR | 6-0 | 178 | 5/11/90 | 2 | Utah State | Richmond, CA |
| 78 | Jones, Marcel | G/T | 6-7 | 337 | 9/4/88 | 2 | Nebraska | Phoenix, AZ |
| 36 | Perry, Nick | S | 6-1 | 211 | 12/7/91 | R | Alabama | Prattville, AL |
| 49 | Spears, Harold | TE | 6-4 | 248 | 3/9/92 | R | New Hampshire | Jacksonville, FL |
| Reserve/Injured | | | | | | | | |
| 45 | Beyer, Brennen (practice squad) | OLB | 6-4 | 256 | 11/25/92 | R | Michigan | Canton, MI |
| 14 | Brown, Marlon | WR | 6-5 | 214 | 4/22/91 | 3 | Georgia | Memphis, TN |
| 15 | Campanaro, Michael | WR/RS | 5-9 | 185 | 1/25/91 | 2 | Wake Forest | Clarksville, MD |
| 99 | Canty, Chris | DE | 6-7 | 320 | 11/10/82 | 11 | Virginia | Charlotte, NC |
| 39 | Davis, Will | CB | 5-11 | 190 | 5/8/90 | 3 | Utah State | Spokane Valley, WA |
| 26 | Elam, Matt | S | 5-10 | 200 | 9/21/91 | 3 | Florida | West Palm Beach, FL |
| 5 | Flacco, Joe | QB | 6-6 | 245 | 1/16/85 | 8 | Delaware | Audubon, NJ |
| 48 | Ford, Chase | TE | 6-6 | 265 | 7/19/90 | 3 | Miami | Corrigan, TX |
| 29 | Forsett, Justin | RB | 5-8 | 195 | 10/14/85 | 8 | California | Mulberry, FL |
| 80 | Gillmore, Crockett | TE | 6-6 | 270 | 11/16/91 | 2 | Colorado State | Bushland, TX |
| 60 | Monroe, Eugene | T | 6-5 | 300 | 4/18/87 | 7 | Virginia | Plainfield, NJ |
| 18 | Perriman, Breshad | WR | 6-2 | 218 | 9/10/93 | R | Central Florida | Lithonia, GA |
| 85 | Reisner, Allen | TE | 6-3 | 255 | 9/29/88 | 3 | Iowa | Marion, IA |
| 79 | Reynolds, Micajah | DT | 6-5 | 330 | 1/24/91 | 1 | Michigan State | Lansing, MI |
| 89 | Smith Sr., Steve | WR | 5-9 | 195 | 5/12/79 | 15 | Utah | Los Angeles, CA |
| 55 | Suggs, Terrell | OLB | 6-3 | 265 | 10/11/82 | 13 | Arizona State | Chandler, AZ |
| 34 | Taliaferro, Lorenzo | RB | 6-0 | 225 | 12/23/91 | 2 | Coastal Carolina | Yorktown, VA |
| 12 | Waller, Darren | WR | 6-6 | 245 | 9/13/92 | R | Georgia Tech | Acworth, GA |
| 47 | Wilson, Julian | CB | 6-2 | 215 | 10/25/91 | R | Oklahoma | Oklahoma City, OK |
| n/a | Worthy, Cam | WR | 6-3 | 212 | 4/6/92 | R | East Carolina | Blair, SC |
| 53 | Zuttah, Jeremy | G/C | 6-4 | 300 | 6/1/86 | 8 | Rutgers | Edison, NJ |
| Physically Unable to Perform (PUP) | | | | | | | | |
| 88 | Pitta, Dennis | TE | 6-4 | 245 | 6/29/85 | 6 | BYU | Moorpark, CA |
| NFL Suspension (Final 4 Games) | | | | | | | | |
| 82 | Boyle, Nick | TE | 6-4 | 260 | 2/17/93 | R | Delaware | Sussex, NJ |

2015 NUMERICAL ROSTER

As of Jan. 3, 2016

| No. | Name | Pos. | Ht. | Wt. | Birthdate | Exp. | College | How Acq. | P | S | DNP | INA |
|---|--------------------------------|-------|------|-----|-----------|------|-----------------------|---------------|----|----|-----|-----|
| 2 | Jimmy Clausen | QB | 6-2 | 210 | 9/21/87 | 6 | Notre Dame | WAV (CHI) '15 | 4 | 3 | 10 | 2 |
| 4 | Sam Koch | P | 6-1 | 219 | 8/13/82 | 10 | Nebraska | D6a '06 | 16 | 0 | 0 | 0 |
| 7 | Ryan Mallett | QB | 6-6 | 245 | 6/5/88 | 5 | Arkansas | FA '15 | 8 | 6 | 1 | 1 |
| 8 | Matt Schaub | QB | 6-6 | 245 | 6/25/81 | 12 | Virginia | FA '15 | 2 | 2 | 13 | 1 |
| 9 | Justin Tucker | K | 6-1 | 183 | 11/21/89 | 4 | Texas | FA '12 | 16 | 0 | 0 | 0 |
| 11 | Kamar Aiken | WR | 6-2 | 215 | 5/30/89 | 3 | Central Florida | FA '13 | 16 | 14 | 0 | 0 |
| 13 | Chris Givens | WR | 6-0 | 203 | 12/6/89 | 4 | Wake Forest | TR (STL) '15 | 15 | 6 | 0 | 0 |
| 17 | Jeremy Butler | WR | 6-2 | 213 | 4/22/91 | 2 | Tennessee-Martin | FA '14 | 8 | 0 | 0 | 2 |
| 21 | Lardarius Webb | DB/RS | 5-10 | 182 | 10/12/85 | 7 | Nicholls State | D3 '09 | 15 | 15 | 0 | 1 |
| 22 | Jimmy Smith | CB | 6-2 | 206 | 7/26/88 | 5 | Colorado | D1 '11 | 16 | 16 | 0 | 0 |
| 23 | Kendrick Lewis | S | 6-0 | 205 | 6/16/88 | 6 | Mississippi | UFA (HOU) '15 | 15 | 15 | 0 | 1 |
| 24 | Kyle Arrington | CB | 5-10 | 190 | 8/12/86 | 7 | Hofstra | FA '15 | 15 | 4 | 0 | 1 |
| 25 | Tray Walker | CB | 6-2 | 199 | 8/5/92 | R | Texas Southern | D4c '15 | 8 | 0 | 0 | 8 |
| 27 | Terrance West | RB | 5-10 | 225 | 1/28/91 | 2 | Towson | FA '15 | 8 | 0 | 0 | 6 |
| 28 | Brynden Trawick | S | 6-2 | 225 | 10/23/89 | 3 | Troy | FA '13 | 16 | 1 | 0 | 0 |
| 30 | Terrence Magee | RB | 5-9 | 215 | 3/16/93 | R | LSU | FA '15 | 4 | 0 | 0 | 2 |
| 31 | Terrence Brooks | S | 5-11 | 200 | 3/2/92 | 2 | Florida State | D3a '14 | 12 | 0 | 0 | 4 |
| 32 | Sheldon Price | CB | 6-2 | 198 | 3/26/91 | 1 | UCLA | FA '15 | 2 | 0 | 0 | 1 |
| 33 | Will Hill III | S | 6-1 | 228 | 3/7/90 | 4 | Florida | FA '14 | 16 | 14 | 0 | 0 |
| 35 | Shareece Wright | CB | 5-11 | 182 | 4/8/87 | 5 | Southern California | FA '15 | 11 | 7 | 0 | 4 |
| 37 | Javorius Allen | RB | 6-0 | 220 | 8/27/91 | R | Southern California | D4b '15 | 16 | 6 | 0 | 0 |
| 38 | Jumal Rolle | CB | 6-0 | 188 | 5/28/90 | 2 | Catawba | FA '15 | 9 | 0 | 0 | 3 |
| 40 | Jermaine Whitehead | DB | 5-11 | 193 | 3/12/93 | R | Auburn | FA '15 | 0 | 0 | 0 | 2 |
| 41 | Anthony Levine Sr. | DB | 5-11 | 200 | 3/27/87 | 4 | Tennessee State | FA '12 | 16 | 0 | 0 | 0 |
| 44 | Kyle Juszczyk | FB | 6-1 | 248 | 4/23/91 | 3 | Harvard | D4b '13 | 16 | 11 | 0 | 0 |
| 46 | Morgan Cox | LS | 6-4 | 233 | 4/26/86 | 6 | Tennessee | FA '10 | 16 | 0 | 0 | 0 |
| 50 | Albert McClellan | ILB | 6-2 | 254 | 6/4/86 | 5 | Marshall | FA '10 | 13 | 0 | 0 | 3 |
| 51 | Daryl Smith | ILB | 6-2 | 250 | 3/14/82 | 12 | Georgia Tech | UFA (JAX) '13 | 16 | 16 | 0 | 0 |
| 54 | Zachary Orr | ILB | 6-0 | 255 | 6/9/92 | 2 | North Texas | FA '14 | 16 | 0 | 0 | 0 |
| 56 | Chris Carter | OLB | 6-1 | 240 | 4/6/89 | 5 | Fresno State | FA '15 | 15 | 0 | 0 | 0 |
| 57 | C.J. Mosley | ILB | 6-2 | 235 | 6/19/92 | 2 | Alabama | D1 '14 | 16 | 16 | 0 | 0 |
| 58 | Elvis Dumervil | OLB | 5-11 | 255 | 1/19/84 | 10 | Louisville | FA '13 | 16 | 16 | 0 | 0 |
| 59 | Arthur Brown | ILB | 6-0 | 240 | 6/17/90 | 3 | Kansas State | D2 '13 | 16 | 0 | 0 | 0 |
| 64 | John Urschel | G/C | 6-3 | 305 | 6/24/91 | 2 | Penn State | D5 '14 | 16 | 7 | 0 | 0 |
| 66 | Ryan Jensen | G/C | 6-4 | 310 | 5/27/91 | 2 | Colorado State-Pueblo | D6b '13 | 11 | 6 | 0 | 5 |
| 71 | Rick Wagner | G/T | 6-6 | 310 | 10/21/89 | 3 | Wisconsin | D5 '13 | 16 | 16 | 0 | 0 |
| 72 | Kelechi Osemele | G/T | 6-5 | 330 | 6/24/89 | 4 | Iowa State | D2b '12 | 14 | 14 | 0 | 2 |
| 73 | Marshal Yanda | G/T | 6-3 | 305 | 9/15/84 | 9 | Iowa | D3b '07 | 16 | 16 | 0 | 0 |
| 74 | James Hurst | OL | 6-5 | 312 | 12/17/91 | 2 | North Carolina | FA '14 | 16 | 8 | 0 | 0 |
| 77 | De'Ondre Wesley | G/T | 6-6 | 326 | 8/28/92 | R | BYU | FA '15 | 6 | 0 | 1 | 2 |
| 81 | Kaelin Clay | WR/RS | 5-10 | 195 | 1/3/92 | R | Utah | FA '15 | 7 | 0 | 0 | 0 |
| 83 | Daniel Brown | WR | 6-5 | 225 | 5/26/92 | R | James Madison | FA '15 | 6 | 1 | 0 | 0 |
| 84 | Chris Matthews | WR | 6-5 | 218 | 10/6/89 | 2 | Kentucky | FA '15 | 13 | 0 | 0 | 0 |
| 86 | Konrad Reuland | TE | 6-5 | 254 | 4/4/87 | 3 | Stanford | FA '14 | 4 | 1 | 0 | 0 |
| 87 | Maxx Williams | TE | 6-4 | 250 | 4/12/94 | R | Minnesota | D2 '15 | 14 | 7 | 0 | 2 |
| 90 | Za'Darius Smith | OLB | 6-4 | 275 | 9/8/92 | R | Kentucky | D4a '15 | 15 | 0 | 0 | 1 |
| 91 | Courtney Upshaw | OLB | 6-2 | 272 | 12/13/89 | 4 | Alabama | D2a '12 | 16 | 15 | 0 | 0 |
| 93 | Lawrence Guy | DE | 6-4 | 305 | 3/17/90 | 5 | Arizona State | WAV (SD) '14 | 16 | 6 | 0 | 0 |
| 94 | Carl Davis | DT | 6-5 | 320 | 3/2/92 | R | Iowa | D3 '15 | 13 | 3 | 0 | 3 |
| 95 | Kapron Lewis-Moore | DE | 6-4 | 315 | 1/24/90 | 3 | Notre Dame | D6a '13 | 5 | 0 | 0 | 11 |
| 96 | Brent Urban | DE | 6-7 | 295 | 5/5/91 | 2 | Virginia | D4a '14 | 6 | 0 | 0 | 0 |
| 97 | Timmy Jernigan | DT | 6-2 | 302 | 9/24/92 | 2 | Florida State | D2 '14 | 15 | 6 | 0 | 1 |
| 98 | Brandon Williams | DT | 6-1 | 335 | 2/21/89 | 3 | Missouri Southern St. | D3 '13 | 16 | 16 | 0 | 0 |
| Practice Squad | | | | | | | | | | | | |
| 10 | Chuck Jacobs | WR | 6-0 | 178 | 5/11/90 | 2 | Utah State | FA '15 | 0 | 0 | 0 | 0 |
| 36 | Nick Perry | S | 6-1 | 211 | 12/7/91 | R | Alabama | FA '15 | 0 | 0 | 0 | 0 |
| 42 | Nordly Capi | DE | 6-3 | 249 | 7/11/92 | R | Akron | FA '15 | 0 | 0 | 0 | 0 |
| 43 | Alonzo Harris | RB | 6-1 | 237 | 11/9/92 | R | Louisiana-Lafayette | FA '15 | 6 | 0 | 0 | 5 |
| 49 | Harold Spears | TE | 6-4 | 248 | 3/9/92 | R | New Hampshire | FA '15 | 0 | 0 | 0 | 0 |
| 63 | Blaine Clausell | T | 6-6 | 339 | 1/31/92 | R | Mississippi State | FA '15 | 0 | 0 | 0 | 0 |
| 68 | Eric Herman | G | 6-4 | 320 | 8/5/89 | 2 | Ohio | FA '15 | 0 | 0 | 0 | 0 |
| 69 | Leon Brown | G | 6-6 | 320 | 2/24/93 | R | Alabama | FA '15 | 0 | 0 | 0 | 0 |
| 78 | Marcel Jones | G/T | 6-7 | 337 | 9/4/88 | 2 | Nebraska | FA '15 | 0 | 0 | 0 | 0 |
| Reserve/Injured | | | | | | | | | | | | |
| 5 | Joe Flacco | QB | 6-6 | 245 | 1/16/85 | 8 | Delaware | D1 '08 | 10 | 10 | 0 | 0 |
| 12 | Darren Waller | WR | 6-6 | 245 | 9/13/92 | R | Georgia Tech | D6 '15 | 6 | 1 | 0 | 1 |
| 14 | Marlon Brown | WR | 6-5 | 214 | 4/22/91 | 3 | Georgia | FA '13 | 10 | 2 | 0 | 5 |
| 15 | Michael Campanaro | WR/RS | 5-9 | 185 | 1/25/91 | 2 | Wake Forest | D7 '14 | 4 | 0 | 0 | 0 |
| 18 | Breshad Perriman | WR | 6-2 | 218 | 9/10/93 | R | Central Florida | D1 '15 | 0 | 0 | 0 | 9 |
| 26 | Matt Elam | S | 5-10 | 200 | 9/21/91 | 3 | Florida | D1 '13 | 0 | 0 | 0 | 0 |
| 29 | Justin Forsett | RB | 5-8 | 195 | 10/14/85 | 8 | California | FA '14 | 10 | 10 | 0 | 0 |
| 34 | Lorenzo Taliaferro | RB | 6-0 | 225 | 12/23/91 | 2 | Coastal Carolina | D4b '14 | 3 | 0 | 0 | 2 |
| 39 | Will Davis | CB | 5-11 | 190 | 5/8/90 | 3 | Utah State | TR (MIA) '15 | 2 | 0 | 0 | 3 |
| 45 | Brennen Beyer (practice squad) | OLB | 6-4 | 256 | 11/25/92 | R | Michigan | FA '15 | 0 | 0 | 0 | 0 |
| 47 | Julian Wilson | CB | 6-2 | 215 | 10/25/91 | R | Oklahoma | FA '15 | 0 | 0 | 0 | 0 |
| 48 | Chase Ford | TE | 6-6 | 265 | 7/19/90 | 3 | Miami | FA '15 | 0 | 0 | 0 | 1 |
| 53 | Jeremy Zuttah | G/C | 6-4 | 300 | 6/1/86 | 8 | Rutgers | TR (TB) '14 | 9 | 9 | 0 | 0 |
| 55 | Terrell Suggs | OLB | 6-3 | 265 | 10/11/82 | 13 | Arizona State | D1a '03 | 1 | 1 | 0 | 0 |
| 60 | Eugene Monroe | T | 6-5 | 300 | 4/18/87 | 7 | Virginia | TR (JAX) '13 | 6 | 6 | 0 | 6 |
| 79 | Micajah Reynolds | DT | 6-5 | 330 | 1/24/91 | 1 | Michigan State | FA '15 | 0 | 0 | 0 | 0 |
| 80 | Crockett Gillmore | TE | 6-6 | 270 | 11/16/91 | 2 | Colorado State | D3b '14 | 10 | 10 | 0 | 4 |
| 85 | Allen Reisner | TE | 6-3 | 255 | 9/29/88 | 3 | Iowa | FA '14 | 0 | 0 | 0 | 0 |
| 89 | Steve Smith Sr. | WR | 5-9 | 195 | 5/12/79 | 15 | Utah | FA '14 | 7 | 7 | 0 | 1 |
| 99 | Chris Canty | DE | 6-7 | 320 | 11/10/82 | 11 | Virginia | FA '13 | 9 | 9 | 0 | 4 |
| n/a | Cam Worthy | WR | 6-3 | 212 | 4/6/92 | R | East Carolina | FA '15 | 0 | 0 | 0 | 0 |
| Physically Unable to Perform (PUP) | | | | | | | | | | | | |
| 88 | Dennis Pitta | TE | 6-4 | 245 | 6/29/85 | 6 | BYU | D4 '10 | 0 | 0 | 0 | 0 |
| NFL Suspension (Final 4 Games) | | | | | | | | | | | | |
| 82 | Nick Boyle | TE | 6-4 | 260 | 2/17/93 | R | Delaware | D5a '15 | 11 | 2 | 0 | 1 |

2015 POSITIONAL ROSTER

As of Jan. 3, 2016

QUARTERBACKS (3)

| | | |
|---|---------------|----|
| 2 | Jimmy Clausen | QB |
| 7 | Ryan Mallett | QB |
| 8 | Matt Schaub | QB |

WIDE RECEIVERS (6)

| | | |
|----|----------------|-------|
| 11 | Kamar Aiken | WR |
| 13 | Chris Givens | WR |
| 17 | Jeremy Butler | WR |
| 81 | Kaelin Clay | WR/RS |
| 83 | Daniel Brown | WR |
| 84 | Chris Matthews | WR |

RUNNING BACKS (4)

| | | |
|----|----------------|----|
| 27 | Terrance West | RB |
| 30 | Terrence Magee | RB |
| 37 | Javorius Allen | RB |
| 44 | Kyle Juszczyk | FB |

TIGHT ENDS (2)

| | | |
|----|----------------|----|
| 86 | Konrad Reuland | TE |
| 87 | Maxx Williams | TE |

OFFENSIVE LINE (7)

| | | |
|----|-----------------|-----|
| 64 | John Urschel | G/C |
| 66 | Ryan Jensen | G/C |
| 71 | Rick Wagner | G/T |
| 72 | Kelechi Osemele | G/T |
| 73 | Marshal Yanda | G/T |
| 74 | James Hurst | OL |
| 77 | De'Ondre Wesley | G/T |

SPECIALISTS (3)

| | | |
|----|---------------|----|
| 4 | Sam Koch | P |
| 9 | Justin Tucker | K |
| 46 | Morgan Cox | LS |

SECONDARY (13)

| | | |
|----|--------------------|-------|
| 21 | Lardarius Webb | DB/RS |
| 22 | Jimmy Smith | CB |
| 23 | Kendrick Lewis | S |
| 24 | Kyle Arrington | CB |
| 25 | Tray Walker | CB |
| 28 | Brynden Trawick | S |
| 31 | Terrence Brooks | S |
| 32 | Sheldon Price | CB |
| 35 | Shareece Wright | CB |
| 33 | Will Hill III | S |
| 38 | Jumal Rolle | CB |
| 40 | Jermaine Whitehead | DB |
| 41 | Anthony Levine Sr. | DB |

NFL SUSPENSION (FINAL 4 GAMES)

| | | |
|----|------------|----|
| 82 | Nick Boyle | TE |
|----|------------|----|

LINEBACKERS (9)

| | | |
|----|------------------|-----|
| 50 | Albert McClellan | ILB |
| 51 | Daryl Smith | ILB |
| 54 | Zachary Orr | ILB |
| 56 | Chris Carter | OLB |
| 57 | C.J. Mosley | ILB |
| 58 | Elvis Dumervil | OLB |
| 59 | Arthur Brown | ILB |
| 90 | Za'Darius Smith | OLB |
| 91 | Courtney Upshaw | OLB |

DEFENSIVE LINE (6)

| | | |
|----|--------------------|----|
| 93 | Lawrence Guy | DE |
| 94 | Carl Davis | DT |
| 95 | Kapron Lewis-Moore | DE |
| 96 | Brent Urban | DE |
| 97 | Timmy Jernigan | DT |
| 98 | Brandon Williams | DT |

PRACTICE SQUAD (9)

| | | |
|----|-----------------|-----|
| 10 | Chuck Jacobs | WR |
| 36 | Nick Perry | S |
| 42 | Nordly Capi | DE |
| 43 | Alonzo Harris | RB |
| 49 | Harold Spears | TE |
| 63 | Blaine Clausell | T |
| 68 | Eric Herman | G |
| 69 | Leon Brown | G |
| 78 | Marcel Jones | G/T |

RESERVE/INJURED (20)

| | | |
|-----|--------------------------------|-------|
| 5 | Joe Flacco | QB |
| 12 | Darren Waller | WR |
| 14 | Marlon Brown | WR |
| 15 | Michael Campanaro | WR/RS |
| 18 | Breshad Perriman | WR |
| 26 | Matt Elam | S |
| 29 | Justin Forsett | RB |
| 34 | Lorenzo Taliaferro | RB |
| 39 | Will Davis | CB |
| 45 | Brennen Beyer (practice squad) | OLB |
| 47 | Julian Wilson | CB |
| 48 | Chase Ford | TE |
| 53 | Jeremy Zuttah | G/C |
| 55 | Terrell Suggs | OLB |
| 60 | Eugene Monroe | T |
| 79 | Micajah Reynolds | DT |
| 80 | Crockett Gillmore | TE |
| 85 | Allen Reisner | TE |
| 89 | Steve Smith Sr. | WR |
| 99 | Chris Canty | DE |
| n/a | Cam Worthy | WR |

PHYSICALLY UNABLE TO PERFORM (PUP)

| | | |
|----|--------------|----|
| 88 | Dennis Pitta | TE |
|----|--------------|----|

2015 COACHING STAFF

John Harbaugh Head Coach
 Jerry Rosburg Special Teams Coordinator/Associate Head Coach
 Dean Pees Defensive Coordinator
 Marc Trestman Offensive Coordinator
 Richard Angulo Tight Ends
 Clarence Brooks Defensive Line
 Juan Castillo Offensive Line
 Bobby Engram Wide Receivers
 Thomas Hammock Running Backs
 Chris Hewitt Defensive Backs
 Don Martindale Inside Linebackers
 Ted Monachino Linebackers
 Marty Mornhinweg Quarterbacks

Craig Ver Steeg Senior Offensive Assistant
 Todd Washington Assistant Offensive Line
 Matt Weiss Cornerbacks
 Bob Rogucki Strength and Conditioning
 Juney Barnett Assistant Strength and Conditioning
 Andy Bischoff Offensive Quality Control
 Randy Brown Kicking Consultant
 Scott Cohen Coaching Consultant
 Mike Macdonald Defensive Assistant
 Megan McLaughlin Exec. Asst./Football Info Manager
 Dan Parsons Assistant to Head Coach
 Eugene Shen Director of Coaching Analytics
 Drew Wilkins Defensive Coaching Assistant

DEPTH CHART

Final 2015 Depth Chart; Updated By Ravens PR Staff

OFFENSE

| | | | | | | |
|------------|-----------|------------------------------|----|-----------------------|-----------|------------------------------|
| LWR | 11 | Kamar Aiken (16/14) | 17 | Jeremy Butler (8/0) | <u>83</u> | <u>Daniel Brown (6/1)</u> |
| RWR | 13 | Chris Givens (15/6) | 84 | Chris Matthews (13/0) | <u>81</u> | <u>Kaelin Clay (7/0)</u> |
| LT | 72 | Kelechi Osemele (14/14) | 74 | James Hurst (16/8) | <u>77</u> | <u>De'Ondre Wesley (6/0)</u> |
| LG | 66 | Ryan Jensen (11/6) | 74 | James Hurst (16/8) | | |
| C | 64 | John Urschel (16/7) | 66 | Ryan Jensen (11/6) | | |
| RG | 73 | Marshal Yanda (16/16) | 74 | James Hurst (16/8) | | |
| RT | 71 | Rick Wagner (16/16) | 74 | James Hurst (16/8) | <u>77</u> | <u>De'Ondre Wesley (6/0)</u> |
| TE | <u>87</u> | <u>Maxx Williams (14/7)</u> | 86 | Konrad Reuland (4/1) | | |
| QB | 7 | Ryan Mallett (8/6) | 8 | Matt Schaub (2/2) | 2 | Jimmy Clausen (4/3) |
| FB | 44 | Kyle Juszczyk (16/11) | | | | |
| RB | <u>37</u> | <u>Javorius Allen (16/6)</u> | 27 | Terrance West (8/0) | <u>30</u> | <u>Terrence Magee (4/0)</u> |

DEFENSE

| | | | | | | |
|------------|----|--------------------------|-----------|-------------------------------|-----------|---------------------------------|
| DT | 97 | Timmy Jernigan (15/6) | 95 | Kapron Lewis-Moore (5/0) | | |
| NT | 98 | Brandon Williams (16/16) | <u>94</u> | <u>Carl Davis (13/3)</u> | | |
| DE | 93 | Lawrence Guy (16/6) | 96 | Brent Urban (6/0) | | |
| OLB | 58 | Elvis Dumervil (16/16) | <u>90</u> | <u>Za'Darius Smith (15/0)</u> | | |
| ILB | 57 | C.J. Mosley (16/16) | 54 | Zachary Orr (16/0) | 59 | Arthur Brown (16/0) |
| ILB | 51 | Daryl Smith (16/16) | 50 | Albert McClellan (13/0) | | |
| Sam | 91 | Courtney Upshaw (16/15) | 50 | Albert McClellan (13/0) | 56 | Chris Carter (15/0) |
| LCB | 21 | Lardarius Webb (15/15)^ | 24 | Kyle Arrington (15/4) | <u>25</u> | <u>Tray Walker (8/0)</u> |
| SS | 33 | Will Hill III (16/14) | 28 | Brynden Trawick (16/1) | | |
| FS | 23 | Kendrick Lewis (15/15) | 31 | Terrence Brooks (12/0) | 41 | Anthony Levine Sr. (16/0) |
| RCB | 22 | Jimmy Smith (16/16) | 35 | Shareece Wright (11/7)^ | 38 | Jumal Rolle (9/0) |
| | | | | | 40 | <u>Jermaine Whitehead (0/0)</u> |
| | | | | | 32 | Sheldon Price (2/0) |

SPECIAL TEAMS

| | | | | |
|------------|-----------|--------------------------|-----------|-----------------------------|
| P | 4 | Sam Koch (16/0) | | |
| K | 9 | Justin Tucker (16/0) | | |
| H | 4 | Sam Koch (16/0) | | |
| LS | 46 | Morgan Cox (16/0) | | |
| KOR | <u>81</u> | <u>Kaelin Clay (7/0)</u> | <u>30</u> | <u>Terrence Magee (4/0)</u> |
| PR | <u>81</u> | <u>Kaelin Clay (7/0)</u> | - or | 21 Lardarius Webb (15/15) |

(2015 Games Played/Games Started)

Rookie Players Underlined

^ In the final two games, Webb started at safety & Wright at LCB.

PRONUNCIATION GUIDE

Players: Kamar Aiken (kuh-MARR); Javorius Allen (juh-VAR-us); Michael Campanaro (camp-ah-NAIR-oh); Blaine Clausell (clau-ZELL); Kyle Juszczyk (YOOZ-check); Sam Koch (Cook); Anthony Levine Sr. (luh-VEEN); Kapron Lewis-Moore (CAP-rin); Kelechi Osemele (kah-LETCH-ee oh-SEM-uh-lee); Dennis Pitta (PIT-uh); Konrad Reuland (REW-land); Micajah Reynolds (muh-KAI-juh); Za'Darius Smith (zuh-DARE-ee-us); Lorenzo Taliaferro (tal-uh-FARE-oh); Brynden Trawick (BREN-den TRAH-wick); Lardarius Webb (lahr-DARE-ee-us); Marshal Yanda (YAWN-da); Jeremy Zuttah (ZOO-tah)
Coaches: Richard Angulo (an-GOO-low); Andy Bischoff (BISH-off); Juan Castillo (cass-TEE-yo); Ted Monachino (mah-nah-KEY-no); Bob Rogucki (ruh-GUS-key); Craig Ver Steeg (ver-STEGG)

HOW THE 2015 RAVENS ARE BUILT

HOW ACQUIRED

| YEAR | PLAYER | ACQ. |
|------|--|------------|
| 2003 | <i>OLB Terrell Suggs [Injured Reserve]</i> | D1a |
| 2006 | P Sam Koch | D6a |
| 2007 | G/T Marshal Yanda | D3b |
| 2008 | <i>QB Joe Flacco [Injured Reserve]</i> | D1 |
| 2009 | CB/RS Lardarius Webb | D3 |
| 2010 | LS Morgan Cox | RFA |
| | LB Albert McClellan | RFA |
| | <i>TE Dennis Pitta [PUP]</i> | D4 |
| 2011 | CB Jimmy Smith | D1 |
| 2012 | DB Anthony Levine Sr. | FA |
| | G/T Kelechi Osemele | D2b |
| | K Justin Tucker | RFA |
| | OLB Courtney Upshaw | D2a |
| 2013 | LB Arthur Brown | D2 |
| | <i>WR Marlon Brown [Injured Reserve]</i> | RFA |
| | <i>DE Chris Canty [Injured Reserve]</i> | FA |
| | OLB Elvis Dumervil | FA |
| | <i>S Matt Elam [Injured Reserve]</i> | D1 |
| | OL Ryan Jensen | D6b |
| | FB Kyle Juszczyk | D4b |
| | DE Kapron Lewis-Moore | D6a |
| | <i>T Eugene Monroe [Injured Reserve]</i> | TR (Jax.) |
| | LB Daryl Smith | UFA (Jax.) |
| | S Brynden Trawick | RFA |
| | T Rick Wagner | D5 |
| | DT Brandon Williams | D3 |
| 2014 | WR Kamar Aiken | FA |
| | S Terrence Brooks | D3 |
| | WR Jeremy Butler | RFA |
| | <i>WR/RS Michael Campanaro [Injured Reserve]</i> | D7 |
| | <i>RB Justin Forsett [Injured Reserve]</i> | FA |
| | <i>TE Crockett Gillmore [Injured Reserve]</i> | D3b |
| | DE Lawrence Guy | WA (SD) |
| | S Will Hill III | FA |
| | OL James Hurst | RFA |
| | DT Timmy Jernigan | D2 |
| | LB C.J. Mosley | D1 |
| | LB Zachary Orr | RFA |
| | <i>TE Allen Reisner [Injured Reserve]</i> | FA |
| | <i>WR Steve Smith Sr. [Injured Reserve]</i> | FA |
| | DE Brent Urban | D4a |
| | <i>RB Lorenzo Taliaferro [Injured Reserve]</i> | D4b |
| | G/C John Urschel | D5 |
| | <i>C Jeremy Zuttah [Injured Reserve]</i> | TR (TB) |
| 2015 | RB Javorius Allen | D4b |
| | CB Kyle Arrington | FA |
| | <i>TE Nick Boyle [Suspended]</i> | D5a |
| | WR Daniel Brown | RFA |
| | OLB Chris Carter | FA |
| | QB Jimmy Clausen | WA (Chi.) |
| | WR/RS Kaelin Clay | FA |
| | DT Carl Davis | D3 |
| | <i>CB Will Davis [Injured Reserve]</i> | TR (Mia.) |
| | <i>TE Chase Ford [Injured Reserve]</i> | FA |
| | WR Chris Givens | TR (STL) |
| | S Kendrick Lewis | UFA (Hou.) |
| | RB Terrence Magee | RFA |
| | QB Ryan Mallett | FA |
| | WR Chris Matthews | FA |
| | <i>WR Breshad Perriman [Injured Reserve]</i> | D1 |
| | CB Sheldon Price | FA |
| | TE Konrad Reuland | FA |
| | <i>DT Micajah Reynolds [Injured Reserve]</i> | FA |
| | CB Jumal Rolle | FA |
| | QB Matt Schaub | FA |
| | OLB Za'Darius Smith | D4a |
| | CB Tray Walker | D4c |
| | <i>WR Darren Waller [Injured Reserve]</i> | D6 |
| | G/T De'Ondre Wesley | RFA |
| | RB Terrance West | FA |
| | DB Jermaine Whitehead | FA |
| | TE Maxx Williams | D2 |
| | <i>CB Julian Wilson [Injured Reserve]</i> | RFA |
| | CB Shareece Wright | FA |
| | <i>WR Cam Worthy [Injured Reserve]</i> | RFA |

BY DRAFT ROUND

| 1st ROUND (7) | TEAM | YEAR |
|--|---------------|-------------|
| <i>OLB Terrell Suggs [Injured Reserve]</i> | Baltimore | 2003 (10th) |
| <i>QB Joe Flacco [Injured Reserve]</i> | Baltimore | 2008 (18th) |
| <i>T Eugene Monroe [Injured Reserve]</i> | Jacksonville | 2009 (8th) |
| CB Jimmy Smith | Baltimore | 2010 (27th) |
| <i>S Matt Elam [Injured Reserve]</i> | Baltimore | 2013 (32nd) |
| LB C.J. Mosley | Baltimore | 2014 (17th) |
| <i>WR Breshad Perriman [Injured Reserve]</i> | Baltimore | 2015 (26th) |
| 2nd ROUND (7) | | |
| LB Daryl Smith | Jacksonville | 2004 |
| QB Jimmy Clausen | Carolina | 2010 |
| G/T Kelechi Osemele | Baltimore | 2012 |
| OLB Courtney Upshaw | Baltimore | 2012 |
| LB Arthur Brown | Baltimore | 2013 |
| DT Timmy Jernigan | Baltimore | 2014 |
| TE Maxx Williams | Baltimore | 2015 |
| 3rd ROUND (13) | | |
| <i>WR Steve Smith Sr. [Injured Reserve]</i> | Carolina | 2001 |
| QB Matt Schaub | Atlanta | 2004 |
| G/T Marshal Yanda | Baltimore | 2007 |
| <i>C Jeremy Zuttah [Injured Reserve]</i> | Tampa Bay | 2008 |
| CB/RS Lardarius Webb | Baltimore | 2009 |
| QB Ryan Mallett | New England | 2011 |
| CB Shareece Wright | San Diego | 2011 |
| <i>CB Will Davis [Injured Reserve]</i> | Miami | 2013 |
| DT Brandon Williams | Baltimore | 2013 |
| S Terrence Brooks | Baltimore | 2014 |
| <i>TE Crockett Gillmore [Injured Reserve]</i> | Baltimore | 2014 |
| RB Terrance West | Cleveland | 2014 |
| DT Carl Davis | Baltimore | 2015 |
| 4th ROUND (10) | | |
| <i>DE Chris Canty [Injured Reserve]</i> | Dallas | 2005 |
| OLB Elvis Dumervil | Denver | 2006 |
| <i>TE Dennis Pitta [PUP]</i> | Baltimore | 2010 |
| WR Chris Givens | St. Louis | 2012 |
| FB Kyle Juszczyk | Baltimore | 2013 |
| <i>RB Lorenzo Taliaferro [Injured Reserve]</i> | Baltimore | 2014 |
| DE Brent Urban | Baltimore | 2014 |
| OLB Za'Darius Smith | Baltimore | 2015 |
| RB Javorius Allen | Baltimore | 2015 |
| CB Tray Walker | Baltimore | 2015 |
| 5th ROUND (5) | | |
| S Kendrick Lewis | Kansas City | 2010 |
| OLB Chris Carter | Pittsburgh | 2011 |
| G/T Rick Wagner | Baltimore | 2013 |
| G/C John Urschel | Baltimore | 2014 |
| <i>TE Nick Boyle [Suspended]</i> | Baltimore | 2015 |
| 6th ROUND (5) | | |
| P Sam Koch | Baltimore | 2006 |
| OL Ryan Jensen | Baltimore | 2013 |
| DE Kapron Lewis-Moore | Baltimore | 2013 |
| WR/RS Kaelin Clay | Tampa Bay | 2015 |
| <i>WR Darren Waller [Injured Reserve]</i> | Baltimore | 2015 |
| 7th ROUND (3) | | |
| <i>RB Justin Forsett [Injured Reserve]</i> | Seattle | 2008 |
| DE Lawrence Guy | Green Bay | 2011 |
| <i>WR/RS Michael Campanaro [Injured Reserve]</i> | Baltimore | 2014 |
| UNDRAFTED (25) | | |
| CB Kyle Arrington | Philadelphia | 2008 |
| LS Morgan Cox | Baltimore | 2010 |
| DB Anthony Levine Sr. | Green Bay | 2010 |
| LB Albert McClellan | Baltimore | 2010 |
| WR Kamar Aiken | Buffalo | 2011 |
| WR Chris Matthews | Cleveland | 2011 |
| <i>TE Allen Reisner [Injured Reserve]</i> | Minnesota | 2011 |
| TE Konrad Reuland | San Francisco | 2011 |
| <i>TE Chase Ford [Injured Reserve]</i> | Philadelphia | 2012 |
| S Will Hill III | NY Giants | 2012 |
| K Justin Tucker | Baltimore | 2012 |
| <i>WR Marlon Brown [Injured Reserve]</i> | Baltimore | 2013 |
| CB Sheldon Price | Indianapolis | 2013 |
| CB Jumal Rolle | Buffalo | 2013 |
| S Brynden Trawick | Baltimore | 2013 |
| WR Jeremy Butler | Baltimore | 2014 |
| OL James Hurst | Baltimore | 2014 |
| LB Zachary Orr | Baltimore | 2014 |
| <i>DT Micajah Reynolds [Injured Reserve]</i> | New Orleans | 2014 |
| WR Daniel Brown | Baltimore | 2015 |
| RB Terrence Magee | Baltimore | 2015 |
| G/T De'Ondre Wesley | Baltimore | 2015 |
| DB Jermaine Whitehead | San Francisco | 2015 |
| <i>CB Julian Wilson [Injured Reserve]</i> | Baltimore | 2015 |
| <i>WR Cam Worthy [Injured Reserve]</i> | Baltimore | 2015 |

[Italics indicates player not on active 53-man roster.]

2015 GAME-BY-GAME STARTERS

OFFENSE

| GAME | WR | LT | LG | C | RG | RT | TE | WR | QB | RB | FB | OTHER |
|----------|------------------|-----------|---------|---------------|---------|-------|--------|----------|----------|---------|------------|---------------|
| 09/13/15 | @ Denver | Smith Sr. | Monroe | Osemele | Zuttah | Yanda | Wagner | Gillmore | Aiken | Flacco | Forsett | Juszczak |
| 09/20/15 | @ Oakland | Smith Sr. | Hurst | Osemele | Zuttah | Yanda | Wagner | Gillmore | Aiken | Flacco | Forsett | Williams (TE) |
| 09/27/15 | vs. Cincinnati | Smith Sr. | Hurst | Osemele | Zuttah | Yanda | Wagner | Gillmore | Aiken | Flacco | Forsett | Juszczak |
| 10/01/15 | @ Pittsburgh | Smith Sr. | Hurst | Osemele | Zuttah | Yanda | Wagner | Williams | M. Brown | Flacco | Forsett | Boyle (TE) |
| 10/11/15 | vs. Cleveland | Aiken | Monroe | Osemele | Zuttah | Yanda | Wagner | Williams | M. Brown | Flacco | Forsett | Waller (WR) |
| 10/18/15 | @ San Francisco | Smith Sr. | Monroe | Osemele | Zuttah | Yanda | Wagner | Gillmore | Aiken | Flacco | Forsett | Juszczak |
| 10/26/15 | @ Arizona | Smith Sr. | Monroe | Osemele | Zuttah | Yanda | Wagner | Gillmore | Aiken | Flacco | Forsett | Juszczak |
| 11/01/15 | vs. San Diego | Smith Sr. | Hurst | Osemele | Zuttah | Yanda | Wagner | Gillmore | Aiken | Flacco | Forsett | Juszczak |
| 11/15/15 | vs. Jacksonville | Givens | Monroe | Osemele | Zuttah | Yanda | Wagner | Gillmore | n/a | Flacco | Boyle (TE) | Williams (TE) |
| 11/22/15 | vs. St. Louis | Aiken | Monroe | Jensen | Urschel | Yanda | Wagner | Gillmore | n/a | Flacco | Forsett | Williams (TE) |
| 11/30/15 | at Cleveland | Aiken | Hurst | Jensen | Urschel | Yanda | Wagner | Gillmore | Givens | Schaub | Allen | Juszczak |
| 12/06/15 | at Miami | Aiken | Hurst | Osemele | Urschel | Yanda | Wagner | Gillmore | Givens | Schaub | Allen | Juszczak |
| 12/13/15 | vs. Seattle | Aiken | Osemele | Jensen | Urschel | Yanda | Wagner | n/a | Givens | Clausen | Allen | Juszczak |
| 12/20/15 | vs. Kansas City | Aiken | Osemele | Jensen | Urschel | Yanda | Wagner | n/a | Givens | Clausen | Allen | Juszczak |
| 12/27/15 | vs. Pittsburgh | Aiken | Osemele | Jensen | Urschel | Yanda | Wagner | Williams | n/a | Mallett | Allen | Hurst (TE) |
| 01/03/16 | at Cincinnati | Aiken | Osemele | Jensen | Urschel | Yanda | Wagner | Williams | Givens | Mallett | Allen | Juszczak |

DEFENSE

| GAME | DT | DE | NT | SAM | MIKE | WILL | RUSH | RCB | LCB | SS | FS | OTHER |
|----------|------------------|-------|----------|----------|----------|--------|----------|----------|-----------|----------|----------------|----------------|
| 09/13/15 | n/a | Canty | Williams | Dumervil | D. Smith | Mosley | Suggs | J. Smith | Webb | Hill III | Lewis | Arrington (DB) |
| 09/20/15 | Jernigan | Canty | Williams | Upshaw | D. Smith | Mosley | Dumervil | J. Smith | Webb | Hill III | Lewis | |
| 09/27/15 | C. Davis | Guy | Williams | Upshaw | D. Smith | Mosley | Dumervil | J. Smith | Webb | Hill III | Lewis | |
| 10/01/15 | C. Davis | n/a | Williams | Upshaw | D. Smith | Mosley | Dumervil | J. Smith | Webb | Hill III | Lewis | Webb (DB) |
| 10/11/15 | C. Davis | Guy | Williams | Upshaw | D. Smith | Mosley | Dumervil | J. Smith | Arrington | Hill III | Lewis | |
| 10/18/15 | @ San Francisco | Guy | Williams | Upshaw | D. Smith | Mosley | Dumervil | J. Smith | Arrington | Hill III | Lewis | |
| 10/26/15 | n/a | Canty | Williams | Upshaw | D. Smith | Mosley | Dumervil | J. Smith | Wright | Hill III | Trawick | Webb (DB) |
| 11/01/15 | n/a | Canty | Williams | Upshaw | D. Smith | Mosley | Dumervil | J. Smith | Wright | Hill III | Lewis | Webb (DB) |
| 11/15/15 | vs. Jacksonville | Canty | Williams | Upshaw | D. Smith | Mosley | Dumervil | J. Smith | Webb | Hill III | Lewis | |
| 11/22/15 | Jernigan | Canty | Williams | Upshaw | D. Smith | Mosley | Dumervil | J. Smith | Webb | Hill III | Lewis | |
| 11/30/15 | Jernigan | Canty | Williams | Upshaw | D. Smith | Mosley | Dumervil | J. Smith | Webb | Hill III | Lewis | |
| 12/06/15 | n/a | Canty | Williams | Upshaw | D. Smith | Mosley | Dumervil | J. Smith | Wright | Hill III | Lewis | Webb (DB) |
| 12/13/15 | vs. Seattle | n/a | Williams | Upshaw | D. Smith | Mosley | Dumervil | J. Smith | Wright | Hill III | Lewis | Webb (DB) |
| 12/20/15 | vs. Kansas City | n/a | Williams | Upshaw | D. Smith | Mosley | Dumervil | J. Smith | Wright | Hill III | Lewis | Webb (DB) |
| 12/27/15 | vs. Pittsburgh | n/a | Williams | Upshaw | D. Smith | Mosley | Dumervil | J. Smith | Wright | Hill III | Lewis | Webb (DB) |
| 01/03/16 | Jernigan | Guy | Williams | Upshaw | D. Smith | Mosley | Dumervil | J. Smith | Wright | Lewis | Webb | Arrington (DB) |

Bold denotes first NFL start

2015 TRANSACTIONS

- **Jan. 12:** Signed **CB Victor Hampton**, T Marcel Jones, DB Quinton Pointer, TE Allen Reisner, **QB Bryn Renner**, TE Konrad Reuland, FB Kiero Small, DE Zach Thompson and QB Keith Wenning to Reserve/Future Contracts.
- **Jan. 22:** Signed **WR Aldrick Robinson** to a Reserve/Future contract.
- **Feb. 2:** Terminated the contract of vested veteran DT Terrence Cody.
- **Feb. 25:** Terminated the contract of vested veteran WR/RS Jacoby Jones.
- **Feb. 27:** Terminated the contract of vested veteran DE Chris Canty.
- **March 2:** Waived CB Victor Hampton.
- **March 10:** Traded DT Haloti Ngata to the Detroit Lions in exchange for a 2015 fourth- and fifth-round draft pick.
- **March 12:** Re-signed restricted free agent CB Anthony Levine and unrestricted free agent RB Justin Forsett.
- **March 17:** Re-signed restricted free agent DT Christo Bilukidi and unrestricted free agent LS Morgan Cox; Signed unrestricted free agent S Kendrick Lewis.
- **March 18:** Re-signed unrestricted free agents DE Lawrence Guy and DE Chris Canty; Terminated the contract of RB Bernard Pierce.
- **March 31:** Signed free agent **QB Matt Schaub**.
- **April 1:** Traded G/C Gino Gradkowski and a 2016 draft choice to the Denver Broncos in exchange for a 2016 draft choice.
- **April 9:** Re-signed unrestricted free agent G/T Jah Reid.
- **April 14:** Re-signed exclusive rights free agents G/C Ryan Jensen, CB Rashaan Melvin and S Brynden Trawick.
- **April 17:** Re-signed exclusive rights free agent TE Phillip Supernaw.
- **April 20:** Re-signed exclusive rights free agents WR Kamar Aiken & CB Tramain Jacobs
- **April 21:** Re-signed exclusive rights free agent LS Patrick Scales.
- **April 22:** Re-signed exclusive rights free agent DT Casey Walker.
- **April 23:** Re-signed restricted free agent K Justin Tucker.
- **April 29:** Re-signed exclusive rights free agent RB Fitzgerald Toussaint.
- **May 6:** Re-signed exclusive rights free agent DE Steven Means.
- **May 7:** Re-signed restricted free agent S Will Hill.
- **May 8:** Signed the following rookie free agents: **OLB Darius Allen**, **T Darryl Baldwin**, **OLB Brennen Beyer**, **WR DeAndre Carter**, **T Blaine Clausell**, **ILB Trey DePriest**, **T Nick Easton**, **G Kaleb Johnson**, **QB Jerry Lovelocke**, **RB Terrence Magee**, **P Justin Manton**, **S Nick Perry**, **T De'Ondre Wesley**, **CB Julian Wilson** and **WR Cam Worthy**; Signed the following 2015 draft choices: **RB Javorius Allen**, **TE Nick Boyle**, **G Robert Myers**, **OLB Za'Darius Smith**, **CB Tray Walker**, **WR Darren Waller** and **TE Maxx Williams**.
- **May 9:** Signed 2015 draft choice **DT Carl Davis**.
- **May 11:** Signed 2015 draft choice **WR Breshad Perriman**.
- **May 12:** Waived OLB Darius Allen, TE Phillip Supernaw, QB Keith Wenning; Signed rookie free agents **ILB Andrew Bose**, **WR Daniel Brown** and **G Leon Brown**.
- **May 14:** Waived ILB Andrew Bose and signed free agent **CB Kyle Arrington**.
- **May 27:** Waived ILB Trey DePriest and re-signed ILB Andrew Bose.
- **May 29:** Waived (injured, leg) CB Julian Wilson (who then reverted to Injured Reserve) and signed unrestricted free agent **CB Cassius Vaughn**.
- **July 29:** Waived (injured, foot) WR Cam Worthy (who then reverted to Injured Reserve) and signed free agent **WR Tom Nelson**.
- **Aug. 1:** Waived QB Jerry Lovelocke and signed free agent **WR Trent Steelman**.
- **Aug. 5:** Waived DT Casey Walker and signed free agent **DT Micajah Reynolds**.
- **Aug. 31:** Waived G Leon Brown, WR DeAndre Carter, CB Tramain Jacobs, G/T Marcel Jones, P Justin Manton, LS Patrick Scales and WR Trent Steelman; Terminated the contract of vested veteran WR Aldrick Robinson; Placed S Matt Elam, CB Chris Greenwood, OLB Steven Means and TE Allen Reisner on Injured Reserve; Placed T Darryl Baldwin on the Non-Football Illness list.
- **Sept. 1:** Waived G/T De'Ondre Wesley and T Darryl Baldwin; Placed TE Dennis Pitta on the Physically Unable to Perform list.
- **Sept. 2:** Waived OLB Steven Means (injury settlement).
- **Sept. 4:** Waived LB Andrew Bose, WR Daniel Brown, T Blaine Clausell, WR Tom Nelson and CB Quinton Pointer.
- **Sept. 5:** Traded C Nick Easton to the San Francisco 49ers in exchange for a 2016 conditional draft pick; Waived the following players: OLB Brennen Beyer; WR Jeremy Butler, CB/RS Asa Jackson, G Kaleb Johnson, RB Terrence Magee, G Robert Myers, S Nick Perry, QB Bryn Renner, TE Konrad Reuland, FB Kiero Small, RB Fitzgerald Toussaint; Waived (injured) DT Micajah Reynolds and DeAngelo Tyson; Placed OLB Zach Thompson on Injured Reserve; Terminated the contracts of vested veterans G/T Jah Reid and CB Cassius Vaughn.
- **Sept. 6:** Signed OLB Brennen Beyer, WR Jeremy Butler, G Kaleb Johnson, S Nick Perry, QB Bryn Renner, TE Konrad Reuland and G/T De'Ondre Wesley to the practice squad.
- **Sept. 7:** Waived (injury settlement) DeAngelo Tyson; Signed WR Daniel Brown, **TE Dominique Jones** and **WR Jeremy Ross** to the practice squad.
- **Sept. 8:** Terminated the practice squad contract of TE Konrad Reuland; Signed **CB Charles James** to the practice squad; Placed DE Brent Urban on Reserve/Injured-Designated for Return and signed RB Terrence Magee to the 53-man roster.
- **Sept. 10:** Terminated the practice squad contract of WR Daniel Brown; Signed CB/RS Asa Jackson to the practice squad.
- **Sept. 16:** Placed OLB Terrell Suggs on Reserve/Injured; Signed free agent **OLB Jason Babin** to the 53-man roster; Terminated the practice squad contract of QB Bryn Renner and signed **T Tony Hills** to the practice squad.
- **Sept. 21:** Terminated the practice squad contract of T Tony Hills and re-signed G Robert Myers to the practice squad; Traded a 2016 seventh-round draft choice to Miami in exchange for **CB Will Davis**.
- **Sept. 22:** Waived RB Terrence Magee.
- **Sept. 24:** Terminated the practice squad contract of TE Dominique Jones and re-signed RB Terrence Magee to the practice squad.
- **Oct. 3:** Placed WR/RS Michael Campanaro on Injured Reserve; Traded a conditional draft pick to St. Louis in exchange for **WR Chris Givens**.
- **Oct. 10:** Waived DT Christo Bilukidi; Signed WR/RS Jeremy Ross from the practice squad to the 53-man roster.
- **Oct. 13:** Placed CB Will Davis on Injured Reserve and signed free agent **CB Shareece Wright**; Signed WR Daniel Brown, RB Akeem Hunt and TE Konrad Reuland to the practice squad; Waived CB Rashaan Melvin and terminated the contract of vested veteran Jason Babin; Signed CB/RS Asa Jackson and CB Charles James II from the practice squad to the 53-man roster.
- **Oct. 14:** Placed RB Lorenzo Taliaferro on Injured Reserve and claimed **RB Raheem Mostert** off waivers (Mia.).
- **Oct. 17:** Waived CB Charles James II and elevated RB Terrence Magee from the practice squad to the 53-man roster.
- **Oct. 20:** Terminated the practice squad contract of RB Akeem Hunt; Signed **DE Nordly Capi** and **CB Sheldon Price** to the practice squad.
- **Oct. 26:** Waived RB Terrence Magee and elevated WR Jeremy Butler from the practice squad to the 53-man roster.
- **Oct. 28:** Placed WR Darren Waller on Injured Reserve; Elevated T De'Ondre Wesley from the practice squad to the 53-man roster; Signed T Marcel Jones and RB Terrence Magee to the practice squad.
- **Nov. 4:** Placed WR Steve Smith Sr. on Injured Reserve and signed free agent **WR Joe Morgan** to the active roster; Waived TE Konrad Reuland from the practice squad and signed **WR Chuck Jacobs**.
- **Nov. 10:** Terminated the practice squad contract of DE Nordly Capi and signed **RB Terrance West** to the practice squad.
- **Nov. 17:** Placed WR Breshad Perriman on Injured Reserve; Waived (injured) CB/RS Asa Jackson; Waived WR/RS Jeremy Ross; Signed **WR/RS Kaelin Clay** and **TE Chase Ford**; Re-signed CB Cassius Vaughn to the 53-man roster.
- **Nov. 18:** Placed C Jeremy Zuttah on Injured Reserve; Signed RB Terrance West from the practice squad to the 53-man roster; Re-signed TE Konrad Reuland to the practice squad.
- **Nov. 20:** Waived S Nick Perry and T Marcel Jones from the practice squad; Signed **CB Jumal Rolle** and T Blaine Clausell to the practice squad.
- **Nov. 23:** Waived WR Joe Morgan; Signed WR Chuck Jacobs from the practice squad to the 53-man roster; Signed **WR Chris Matthews** to the practice squad.
- **Nov. 24:** Placed QB Joe Flacco on Injured Reserve; Claimed off waivers (Chi.) **QB Jimmy Clausen**.
- **Nov. 27:** Placed RB Justin Forsett on Injured Reserve and activated DE Brent Urban from Injured Reserve - Designated for Return; Waived WR Daniel Brown from the practice squad and re-signed G/T Marcel Jones to the practice squad.
- **Nov. 28:** Waived RB Terrence Magee from the practice squad and re-signed WR Daniel Brown to the practice squad.
- **Nov. 30:** Waived WR Chuck Jacobs; Placed TE Chase Ford on Injured Reserve; Signed WR Daniel Brown and G Kaleb Johnson from the practice squad to the 53-man roster.
- **Dec. 2:** Re-signed WR Chuck Jacobs and RB Terrence Magee to the practice squad.
- **Dec. 4:** Waived G/T Marcel Jones from the practice squad and re-signed S Nick Perry to the practice squad.
- **Dec. 8:** Waived OLB Zach Thompson, who had been on Injured Reserve; Waived CB Cassius Vaughn; Signed TE Konrad Reuland from the practice squad to the 53-man roster and signed **TE Richard Gordon**; Signed **TE Harold Spears** to the practice squad.
- **Dec. 9:** Waived S Nick Perry from the practice squad and re-signed QB Bryn Renner to the practice squad.
- **Dec. 12:** Waived G Kaleb Johnson; Placed T Eugene Monroe on Injured Reserve; Signed WR Chris Matthews and QB Bryn Renner from the practice squad to the 53-man roster; Re-signed S Nick Perry to the practice squad.
- **Dec. 15:** Waived RB/RS Raheem Mostert and Bryn Renner; Placed DE Chris Canty on Injured Reserve; Signed RB Terrence Magee and CB Jumal Rolle from the practice squad to the 53-man roster; Signed free agent **QB Ryan Mallett**; Re-signed G/T Marcel Jones to the practice squad.
- **Dec. 16:** Signed **G Eric Herman** to the practice squad.
- **Dec. 17:** Signed **RB DuJuan Harris** to the practice squad.
- **Dec. 21:** Placed TE Crockett Gillmore on Injured Reserve and signed free agent **OLB Chris Carter**; Placed OLB Brennen Beyer on Practice Squad Injured Reserve and re-signed DE Nordly Capi to the practice squad.
- **Dec. 23:** Waived TE Richard Gordon and signed **DB Jermaine Whitehead** off the 49ers' practice squad to the 53-man roster; Signed **RB Alonzo Harris** to the practice squad after RB DuJuan Harris was signed off Baltimore's practice squad to San Francisco's 53-man roster.
- **Dec. 29:** Placed WR Marlon Brown on Injured Reserve and elevated CB Sheldon Price from the practice squad to the 53-man roster.
- **Dec. 30:** Re-signed G Leon Brown to the practice squad after G Robert Myers was signed by Denver off the practice squad.

(Bold denotes first time player has joined the Ravens.)



– RAVENS STATISTICS –

- Cumulative Season Stats
- Team Game-by-Game Statistics
- Longest Plays from Scrimmage
- Team Superlatives
- Individual Superlatives
- Turnover Table
- Inside-the-20 Scoring
- First Downs
- Pass Completions by Distance
- The Last Time
- Penalty Challenges
- Seasonal Drive Charts
- 2015 Game Recaps

2015 RAVENS STATISTICS

WON 5, LOST 11

| | | | | |
|-------|---|----------|------------------|--------|
| 09/13 | L | 13-19 | at Denver | 76,798 |
| 09/20 | L | 33-37 | at Oakland | 53,500 |
| 09/27 | L | 24-28 | Cincinnati | 70,970 |
| 10/01 | W | 23-20 OT | at Pittsburgh | 63,929 |
| 10/11 | L | 30-33 OT | Cleveland | 71,046 |
| 10/18 | L | 20-25 | at San Francisco | 70,799 |
| 10/26 | L | 18-26 | at Arizona | 64,722 |
| 11/01 | W | 29-26 | San Diego | 70,829 |
| 11/15 | L | 20-22 | Jacksonville | 70,837 |
| 11/22 | W | 16-13 | St. Louis | 71,105 |
| 11/30 | W | 33-27 | at Cleveland | 64,380 |
| 12/06 | L | 13-15 | at Miami | 64,519 |
| 12/13 | L | 6-35 | Seattle | 71,179 |
| 12/20 | L | 14-34 | Kansas City | 70,791 |
| 12/27 | W | 20-17 | Pittsburgh | 71,261 |
| 01/03 | L | 16-24 | at Cincinnati | 57,254 |

Balt. Opp.

| | | |
|--------------------------|--------------|--------------|
| TOTAL FIRST DOWNS | 323 | 311 |
| Rushing | 89 | 80 |
| Passing | 211 | 189 |
| Penalty | 23 | 42 |
| 3rd Down: Made/Att | 85/226 | 86/216 |
| 3rd Down Pct. | 37.6 | 39.8 |
| 4th Down: Made/Att | 12/24 | 4/9 |
| 4th Down Pct. | 50.0 | 44.4 |
| POSSESSION AVG. | 29:58 | 30:02 |
| TOTAL NET YARDS | 5749 | 5398 |
| Avg. Per Game | 359.3 | 337.4 |
| Total Plays | 1083 | 1000 |
| Avg. Per Play | 5.3 | 5.4 |

| | | |
|--------------------------|-------------|-------------|
| NET YARDS RUSHING | 1478 | 1661 |
| Avg. Per Game | 92.4 | 103.8 |
| Total Rushes | 383 | 418 |
| NET YARDS PASSING | 4271 | 3737 |
| Avg. Per Game | 266.9 | 233.6 |
| Sacked/Yards Lost | 24/178 | 37/220 |
| Gross Yards | 4449 | 3957 |
| Att./Completions | 676/426 | 545/350 |
| Completion Pct. | 63.0 | 64.2 |
| Had Intercepted | 21 | 6 |

| | | |
|--------------------------|-----------------|----------------|
| PUNTS/AVERAGE | 74/46.7 | 81/45.9 |
| NET PUNTING AVG. | 74/42.9 | 81/39.1 |
| PENALTIES/YARDS | 122/1153 | 103/748 |
| FUMBLES/BALL LOST | 13/7 | 18/8 |

| | | |
|-------------------|-----------|-----------|
| TOUCHDOWNS | 33 | 45 |
| Rushing | 8 | 10 |
| Passing | 21 | 30 |
| Returns | 4 | 5 |

| | | | | | | |
|---------------------------|-----------|------------|-----------|------------|-----------|------------|
| * SCORE BY PERIODS | Q1 | Q2 | Q3 | Q4 | OT | PTS |
| TEAM | 64 | 88 | 58 | 115 | 3 | 328 |
| OPPONENTS | 80 | 124 | 91 | 103 | 3 | 401 |

| | | | | | | | | |
|------------------|-----------|-----------|-----------|-----------|--------------|--------------|----------|------------|
| * SCORING | TD | Ru | Pa | Rt | K-PAT | FG | S | PTS |
| Tucker | 0 | 0 | 0 | 0 | 29/29 | 33/40 | 0 | 128 |
| Aiken | 5 | 0 | 5 | 0 | 0 | 0 | 0 | 30 |
| Gillmore | 4 | 0 | 4 | 0 | 0 | 0 | 0 | 24 |
| Juszczyk | 4 | 0 | 4 | 0 | 0 | 0 | 0 | 24 |
| Allen | 3 | 1 | 2 | 0 | 0 | 0 | 0 | 18 |
| Flacco | 3 | 3 | 0 | 0 | 0 | 0 | 0 | 18 |
| S. Smith | 3 | 0 | 3 | 0 | 0 | 0 | 0 | 18 |
| Forsett | 2 | 2 | 0 | 0 | 0 | 0 | 0 | 12 |
| Campanaro | 1 | 1 | 0 | 0 | 0 | 0 | 0 | 6 |
| Clay LG | 1 | 0 | 0 | 1 | 0 | 0 | 0 | 6 |
| Clay TM | 1 | 0 | 0 | 1 | 0 | 0 | 0 | 6 |
| Givens LG | 1 | 0 | 1 | 0 | 0 | 0 | 0 | 6 |
| Givens TM | 1 | 0 | 1 | 0 | 0 | 0 | 0 | 6 |
| Hill | 1 | 0 | 0 | 1 | 0 | 0 | 0 | 6 |
| Mallett LG | 1 | 1 | 0 | 0 | 0 | 0 | 0 | 6 |
| Matthews LG | 1 | 0 | 1 | 0 | 0 | 0 | 0 | 6 |
| Matthews TM | 1 | 0 | 1 | 0 | 0 | 0 | 0 | 6 |
| Mosley | 1 | 0 | 0 | 1 | 0 | 0 | 0 | 6 |
| J. Smith | 1 | 0 | 0 | 1 | 0 | 0 | 0 | 6 |
| Taliaferro | 1 | 1 | 0 | 0 | 0 | 0 | 0 | 6 |
| M. Williams | 1 | 0 | 1 | 0 | 0 | 0 | 0 | 6 |
| Boyle | 0 | 0 | 0 | 0 | 0 | 2 | 0 | 2 |
| TEAM | 33 | 8 | 21 | 4 | 29/29 | 33/40 | 0 | 328 |
| OPPONENTS | 45 | 10 | 30 | 5 | 37/40 | 30/36 | 0 | 401 |

2-Pt Conv: Boyle, TM 1-4, OPP 2-5
SACKS: Dumervil 6, Z. Smith 5.5, Guy 4.5, Jernigan 4, Mosley 4, D. Smith 3, Upshaw 2, B. Williams 2, Canty 1, Hill 1, McClellan 1, Orr 1, J. Smith 1, Urban 1, TM 37, OPP 24

| | |
|------------------|--|
| FUM/LOST: | Flacco 5/2, Allen 2/2, Ross(TM) 2/2, West(LG) 2/2, Aiken 1/1, Butler 1/0, Clausen(LG) 1/0, Levine 1/0, M. Williams 1/0 |
|------------------|--|

| | | | | | |
|------------------|------------|-------------|------------|-------------|-----------|
| * RUSHING | No. | Yds | Avg | Long | TD |
| Forsett | 151 | 641 | 4.2 | 33 | 2 |
| Allen | 137 | 514 | 3.8 | 44 | 1 |
| West LG | 62 | 231 | 3.7 | 17 | 0 |
| West TM | 46 | 180 | 3.9 | 17 | 0 |
| Taliaferro | 13 | 47 | 3.6 | 7t | 1 |
| Clausen LG | 11 | 36 | 3.3 | 11 | 0 |
| Clausen TM | 6 | 28 | 4.7 | 8 | 0 |
| Flacco | 13 | 23 | 1.8 | 16 | 3 |
| A. Harris LG | 4 | 19 | 4.8 | 16 | 0 |
| Givens LG | 4 | 18 | 4.5 | 24 | 0 |
| Givens TM | 3 | -6 | -2.0 | 2 | 0 |
| Campanaro | 2 | 17 | 8.5 | 9t | 1 |
| Mallett LG | 5 | 15 | 3.0 | 6t | 1 |
| Mallett TM | 1 | 4 | 4.0 | 4 | 0 |
| Schaub | 4 | 10 | 2.5 | 7 | 0 |
| Koch | 1 | 7 | 7.0 | 7 | 0 |
| Magee | 2 | 5 | 2.5 | 4 | 0 |
| Juszczyk | 2 | 3 | 1.5 | 2 | 0 |
| Levine | 1 | 3 | 3.0 | 3 | 0 |
| Ross TM | 1 | 2 | 2.0 | 2 | 0 |
| TEAM | 383 | 1478 | 3.9 | 44 | 8 |
| OPPONENTS | 418 | 1661 | 4.0 | 62 | 10 |

| | | | | | |
|--------------------|------------|-------------|-------------|-------------|-----------|
| * RECEIVING | No. | Yds | Avg | Long | TD |
| Aiken | 75 | 944 | 12.6 | 48t | 5 |
| S. Smith | 46 | 670 | 14.6 | 50t | 3 |
| Allen | 45 | 353 | 7.8 | 41t | 2 |
| Juszczyk | 41 | 321 | 7.8 | 39 | 4 |
| Gillmore | 33 | 412 | 12.5 | 46 | 4 |
| M. Williams | 32 | 268 | 8.4 | 28 | 1 |
| Butler | 31 | 363 | 11.7 | 41 | 0 |
| Forsett | 31 | 153 | 4.9 | 32 | 0 |
| Givens LG | 20 | 353 | 17.7 | 48 | 1 |
| Givens TM | 19 | 346 | 18.2 | 48 | 1 |
| Boyle | 18 | 153 | 8.5 | 25 | 0 |
| M. Brown | 14 | 112 | 8.0 | 22 | 0 |
| Matthews LG | 13 | 151 | 11.6 | 21 | 1 |
| Matthews TM | 9 | 97 | 10.8 | 21 | 1 |
| Ross TM | 9 | 88 | 9.8 | 18 | 0 |
| D. Brown | 6 | 64 | 10.7 | 31 | 0 |
| Campanaro | 5 | 35 | 7.0 | 11 | 0 |
| Taliaferro | 5 | 29 | 5.8 | 11 | 0 |
| West LG | 4 | 21 | 5.3 | 8 | 0 |
| West TM | 4 | 21 | 5.3 | 8 | 0 |
| Waller | 2 | 18 | 9.0 | 17 | 0 |
| Magee | 1 | 2 | 2.0 | 2 | 0 |
| TEAM | 426 | 4449 | 10.4 | 50t | 21 |
| OPPONENTS | 350 | 3957 | 11.3 | 80t | 30 |

| | | | | | |
|------------------------|------------|------------|-------------|-------------|-----------|
| * INTERCEPTIONS | No. | Yds | Avg | Long | TD |
| J. Smith | 3 | 24 | 8.0 | 24t | 1 |
| Hill | 1 | 25 | 25.0 | 25 | 0 |
| Webb | 1 | 3 | 3.0 | 3 | 0 |
| D. Smith | 1 | -1 | -1.0 | -1 | 0 |
| TEAM | 6 | 51 | 8.5 | 25 | 1 |
| OPPONENTS | 21 | 340 | 16.2 | 90t | 4 |

| | | | | | | | | |
|------------------|------------|------------|------------|------------|-----------|-----------|-----------|----------|
| * PUNTING | No. | Yds | Avg | Net | TB | In | Lg | E |
| 24 Koch | 74 | 3454 | 46.7 | 42.9 | 5 | 29 | 67 | 0 |
| 18 TEAM | 74 | 3454 | 46.7 | 42.9 | 5 | 29 | 67 | 0 |
| 18 OPPONENTS | 81 | 3715 | 45.9 | 39.1 | 5 | 24 | 70 | 1 |

| | | | | | | |
|-----------------------|------------|-----------|------------|------------|-------------|-----------|
| * PUNT RETURNS | Ret | FC | Yds | Avg | Long | TD |
| 12 Clay LG | 23 | 3 | 244 | 10.6 | 82t | 1 |
| 6 Clay TM | 23 | 3 | 244 | 10.6 | 82t | 1 |
| 6 Ross TM | 10 | 5 | 109 | 10.9 | 42 | 0 |
| 6 Campanaro | 3 | 3 | 49 | 16.3 | 21 | 0 |
| 6 S. Smith | 2 | 1 | 32 | 16.0 | 22 | 0 |
| 6 Webb | 2 | 3 | 16 | 8.0 | 9 | 0 |
| 6 TEAM | 40 | 15 | 450 | 11.3 | 82t | 1 |
| 6 OPPONENTS | 35 | 12 | 176 | 5.0 | 29 | 0 |

| | | | | | |
|--------------------------|------------|------------|-------------|-------------|-----------|
| * KICKOFF RETURNS | No. | Yds | Avg | Long | TD |
| 6 Clay LG | 14 | 343 | 24.5 | 39 | 0 |
| 6 Clay TM | 14 | 343 | 24.5 | 39 | 0 |
| 6 Ross TM | 7 | 205 | 29.3 | 46 | 0 |
| 6 Mostert TM | 5 | 164 | 32.8 | 50 | 0 |
| 6 Campanaro | 3 | 79 | 26.3 | 29 | 0 |
| 2 T. Magee | 1 | 28 | 28.0 | 28 | 0 |
| Boyle | 1 | 10 | 10.0 | 10 | 0 |
| Juszczyk | 1 | 7 | 7.0 | 7 | 0 |
| Z. Smith | 1 | 15 | 15.0 | 15 | 0 |
| M. Williams | 1 | 6 | 6.0 | 6 | 0 |
| TEAM | 34 | 857 | 25.2 | 50 | 0 |
| OPPONENTS | 9 | 229 | 25.4 | 40 | 0 |

| | | | | | |
|----------------------|-------------|--------------|--------------|--------------|------------|
| * FIELD GOALS | 1-19 | 20-29 | 30-39 | 40-49 | 50+ |
| Tucker | 0/0 | 10/10 | 9/9 | 10/11 | 4/0 |
| TEAM | 0/0 | 10/10 | 9/9 | 10/11 | 4/0 |
| OPPONENTS | 0/0 | 6/7 | 8/8 | 10/12 | 6/9 |

Tucker: (52G, 44G) (22G, 21G, 37G, 31G) (50N, 21G) (40G, 42G, 52G) (51N, 23G) (22G, 36G, 45N) (44G) (48G, 29G, 48G, 45G, 39G) (58N) (51N, 25G, 20G, 51N, 47G) (49G, 35G) (38G, 31G, 55N) (28G, 30G) () (37G, 50G) (28G, 50G, 49G)
OPP: (57G, 56G, 43G, 33G) (23G, 46G, 48G) () (45G, 36G, 49N, 41N) (43G, 43G, 37G, 32G) (53G, 31G, 26G, 42G) (55N, 21G, 21G) (42G, 49G) (21G, 45G, 26B, 53G) (52N) (31G, 21G, 51B) () () (53G, 32G) (34G) (52G)

| | | | | | | | | | | | | |
|------------------|------------|------------|-------------|-------------|----------------|-----------|------------|------------|-------------|-------------|------------------|---------------|
| * PASSING | Att | Cmp | Yds | Cmp% | Yds/Att | TD | TD% | Int | Int% | Long | Sack/Lost | Rating |
| Flacco | 413 | 266 | 2791 | 64.4 | 6.76 | 14 | 3.4 | 12 | 2.9 | 50t | 16/124 | 83.1 |
| Mallett LG | 244 | 136 | 1336 | 55.7 | 5.48 | 5 | 2.0 | 6 | 2.5 | 48 | 6/32 | 67.9 |
| Mallett TM | 97 | 58 | 566 | 59.8 | 5.84 | 2 | 2.1 | 2 | 2.1 | 39 | 2/19 | 74.5 |
| Clausen LG | 125 | 72 | 739 | 57.6 | 5.91 | 2 | 1.6 | 4 | 3.2 | 48t | 7/38 | 66.7 |
| Clausen TM | 85 | 49 | 555 | 57.6 | 6.53 | 2 | 2.4 | 3 | 3.5 | 48t | 3/8 | 70.5 |
| Schaub | 80 | 52 | 540 | 65.0 | 6.75 | 3 | 3.8 | 4 | 5.0 | 48 | 3/27 | 76.0 |
| Koch | 1 | 1 | -3 | 100.0 | -3.00 | 0 | 0.0 | 0 | 0.0 | -3 | 0/0 | 79.2 |
| TEAM | 676 | 426 | 4449 | 63.0 | 6.58 | 21 | 3.1 | 21 | 3.1 | 50t | 24/178 | 79.4 |
| OPPONENTS | 545 | 350 | 3957 | 64.2 | 7.26 | 30 | 5.5 | 6 | 1.1 | 80t | 37/220 | 99.6 |

2015 RAVENS DEFENSIVE STATS

from Press Box Stats

| Name | Total | Solo | Assists | Sacks | Yds. | INT | Yds. | PD | FF | FR |
|---------------------|------------|------------|------------|-----------|------------|----------|-----------|-----------|----------|----------|
| Smith, Daryl | 121 | 72 | 49 | 3 | 19.5 | 1 | -1 | 3 | 0 | 0 |
| Mosley, C.J. | 116 | 76 | 40 | 4 | 18 | 0 | 0 | 7 | 1 | 1 |
| Hill III, Will | 64 | 49 | 15 | 1 | 8 | 1 | 25 | 6 | 0 | 0 |
| Lewis, Kendrick | 60 | 37 | 23 | 0 | 0 | 0 | 0 | 5 | 1 | 0 |
| Smith, Jimmy | 54 | 48 | 6 | 1 | 0 | 3 | 24 | 10 | 0 | 0 |
| Webb, Lardarius | 54 | 48 | 6 | 0 | 0 | 1 | 3 | 11 | 0 | 0 |
| Williams, Brandon | 53 | 35 | 18 | 2 | 19 | 0 | 0 | 2 | 1 | 0 |
| Upshaw, Courtney | 51 | 29 | 22 | 2 | 13 | 0 | 0 | 2 | 2 | 3 |
| Dumervil, Elvis | 48 | 29 | 19 | 6 | 33 | 0 | 0 | 1 | 1 | 2 |
| Guy, Lawrence | 46 | 29 | 17 | 4.5 | 20.5 | 0 | 0 | 1 | 0 | 0 |
| Wright, Shareece | 40 | 34 | 6 | 0 | 0 | 0 | 0 | 5 | 0 | 0 |
| Jernigan, Timmy | 37 | 18 | 19 | 4 | 36.5 | 0 | 0 | 0 | 0 | 0 |
| Smith, Za'Darius | 30 | 20 | 10 | 5.5 | 24.5 | 0 | 0 | 1 | 0 | 0 |
| Arrington, Kyle | 28 | 22 | 6 | 0 | 0 | 0 | 0 | 3 | 1 | 0 |
| Canty, Chris | 19 | 11 | 8 | 1 | 8 | 0 | 0 | 1 | 0 | 0 |
| Orr, Zachary | 17 | 14 | 3 | 1 | 8 | 0 | 0 | 1 | 0 | 0 |
| Davis, Carl | 11 | 4 | 7 | 0 | 0 | 0 | 0 | 2 | 0 | 0 |
| McClellan, Albert | 11 | 7 | 4 | 1 | 9 | 0 | 0 | 1 | 0 | 1 |
| Urban, Brent | 11 | 6 | 5 | 1 | 3 | 0 | 0 | 0 | 0 | 0 |
| Brooks, Terrence | 7 | 6 | 1 | 0 | 0 | 0 | 0 | 1 | 0 | 0 |
| Trawick, Brynden | 7 | 5 | 2 | 0 | 0 | 0 | 0 | 1 | 0 | 0 |
| Lewis-Moore, Kapron | 3 | 3 | 0 | 0 | 0 | 0 | 0 | 0 | 0 | 0 |
| Davis, Will | 1 | 1 | 0 | 0 | 0 | 0 | 0 | 1 | 0 | 0 |
| Levine Sr., Anthony | 1 | 1 | 0 | 0 | 0 | 0 | 0 | 0 | 0 | 0 |
| Melvin, Rashaan | 1 | 1 | 0 | 0 | 0 | 0 | 0 | 0 | 0 | 0 |
| Rolle, Jumal | 1 | 1 | 0 | 0 | 0 | 0 | 0 | 0 | 0 | 0 |
| Walker, Tray | 1 | 1 | 0 | 0 | 0 | 0 | 0 | 0 | 0 | 0 |
| Totals | 893 | 607 | 286 | 37 | 220 | 6 | 51 | 65 | 7 | 7 |

2015 RAVENS SPECIAL TEAMS STATS

from Press Box Stats

| Name | Total | Solo | Assists | FF | FR | Blocked Kicks |
|---------------------|-----------|-----------|----------|----------|----------|---------------|
| Trawick, Brynden | 9 | 9 | 0 | 0 | 0 | 0 |
| Levine Sr., Anthony | 6 | 6 | 0 | 1 | 0 | 0 |
| McClellan, Albert | 6 | 6 | 0 | 0 | 0 | 0 |
| Orr, Zachary | 5 | 5 | 0 | 0 | 0 | 0 |
| Waller, Darren | 3 | 3 | 0 | 0 | 0 | 0 |
| Brown, Arthur | 2 | 2 | 0 | 0 | 0 | 0 |
| Brooks, Terrence | 1 | 1 | 0 | 0 | 0 | 0 |
| Brown, Marlon | 1 | 1 | 0 | 0 | 0 | 0 |
| Jackson, Asa | 1 | 1 | 0 | 0 | 0 | 2 |
| Juszczyk, Kyle | 1 | 1 | 0 | 0 | 0 | 0 |
| Koch, Sam | 1 | 1 | 0 | 0 | 0 | 0 |
| Lewis, Kendrick | 1 | 1 | 0 | 0 | 0 | 0 |
| Matthews, Chris | 1 | 1 | 0 | 0 | 0 | 0 |
| Mosley, C.J. | 1 | 1 | 0 | 0 | 1 | 0 |
| Mostert, Raheem | 1 | 1 | 0 | 0 | 0 | 0 |
| Ross, Jeremy | 1 | 1 | 0 | 0 | 0 | 0 |
| Taliaferro, Lorenzo | 1 | 1 | 0 | 0 | 0 | 0 |
| Tucker, Justin | 1 | 1 | 0 | 0 | 0 | 0 |
| Walker, Tray | 1 | 1 | 0 | 0 | 0 | 0 |
| Guy, Lawrence | 0 | 0 | 0 | 0 | 0 | 1 |
| Smith, Za'Darius | 0 | 0 | 0 | 0 | 0 | 1 |
| Urban, Brent | 0 | 0 | 0 | 0 | 0 | 1 |
| Totals | 44 | 44 | 0 | 1 | 1 | 5 |

2015 SINGLE-GAME BESTS

- Tackles:** 14 by Daryl Smith vs. SD (11/1)
- Sacks:** 2 by four different players; last Za'Darius Smith vs. KC (12/20)
- Interceptions:** 1 by four different players; last Daryl Smith and Jimmy Smith vs. Pit. (12/27)
- Passes Defensed:** 3 by Jimmy Smith vs. Jax. (11/15) and Lardarius Webb at Oak. (9/20)
- Forced Fumbles:** 1 by six different players; last Kyle Arrington at Cin. (1/3/16)
- Fumble Recoveries:** 1 by four different players; last Courtney Upshaw vs. Pit. (12/27)
- Special Teams Tackles:** 3 by Albert McClellan at Mia. (12/6)

BALTIMORE RAVENS 2015 REGULAR SEASON GAME BY GAME OFFENSIVE STATISTICS

| Game | 9/13 at Den. | 9/20 at Oak. | 9/27 vs. Cin. | 10/1 @ Pit. | 10/11 vs. Cle. | 10/18 @ SF | 10/26 @ Ari. | 11/1 vs. SD | 11/15 vs. Jax. | 11/22 vs. STL | 11/30 @ Cle. | 12/6 @ Mia. | 12/13 vs. Sea. | 12/20 vs. KC | 12/27 vs. Pit. | 1/3/16 @ Cin. |
|-----------------------|--------------|--------------|---------------|-------------|----------------|------------|--------------|-------------|----------------|---------------|--------------|-------------|----------------|--------------|----------------|---------------|
| Points | 13 | 33 | 24 | 23 | 30 | 20 | 18 | 29 | 20 | 16 | 33 | 13 | 6 | 14 | 20 | 16 |
| 1st Qtr | 0 | 10 | 0 | 7 | 14 | 0 | 3 | 6 | 0 | 0 | 10 | 0 | 0 | 7 | 7 | 0 |
| 2nd Qtr | 3 | 10 | 0 | 0 | 6 | 0 | 7 | 7 | 14 | 3 | 7 | 3 | 6 | 7 | 6 | 9 |
| 3rd Qtr | 10 | 0 | 7 | 7 | 7 | 7 | 0 | 6 | 0 | 0 | 7 | 7 | 0 | 0 | 0 | 0 |
| 4th Qtr | 0 | 13 | 17 | 6 | 9 | 7 | 8 | 10 | 6 | 13 | 9 | 3 | 0 | 0 | 7 | 7 |
| Overtime | 0 | 0 | 0 | 3 | 0 | 0 | 0 | 0 | 0 | 0 | 0 | 0 | 0 | 0 | 0 | 0 |
| TDs (Ru-P-Ret) | 0-0-1 | 1-2-0 | 0-2-1 | 1-1-0 | 3-1-0 | 0-2-0 | 1-1-0 | 1-1-0 | 0-3-0 | 0-1-0 | 0-2-2 | 0-1-0 | 0-0-0 | 0-2-0 | 1-1-0 | 0-1-0 |
| PATs (M/A) | 1-1 | 3-3 | 3-3 | 2-2 | 3-3 | 2-2 | 1-1 | 2-2 | 2-2 | 1-1 | 3-3 | 1-1 | 0-0 | 2-2 | 2-2 | 1-1 |
| 2PT Convs (M/A) | 0-0 | 0-0 | 0-0 | 0-0 | 0-1 | 0-0 | 1-1 | 0-0 | 0-1 | 0-0 | 0-0 | 0-0 | 0-0 | 0-0 | 0-0 | 0-0 |
| FGs (M/A) | 2-2 | 4-4 | 1-2 | 3-3 | 1-2 | 2-3 | 1-1 | 5-5 | 0-1 | 3-5 | 2-2 | 2-3 | 2-2 | 0-0 | 2-2 | 3-3 |
| Safeties | 0 | 0 | 0 | 0 | 0 | 0 | 0 | 0 | 0 | 0 | 0 | 0 | 0 | 0 | 0 | 0 |
| First Downs | 11 | 29 | 19 | 21 | 22 | 25 | 18 | 23 | 22 | 16 | 16 | 22 | 16 | 19 | 22 | 22 |
| Rushing | 6 | 7 | 4 | 10 | 10 | 9 | 3 | 6 | 7 | 5 | 6 | 4 | 0 | 4 | 6 | 2 |
| Passing | 4 | 17 | 13 | 10 | 9 | 16 | 14 | 14 | 15 | 11 | 10 | 18 | 13 | 13 | 16 | 18 |
| Penalty | 1 | 5 | 2 | 1 | 3 | 0 | 1 | 3 | 0 | 0 | 0 | 0 | 3 | 2 | 0 | 2 |
| 3rd Down Conv (M/A) | 2-13 | 4-11 | 7-16 | 6-17 | 5-14 | 4-13 | 5-13 | 5-12 | 8-14 | 4-16 | 2-11 | 5-14 | 3-11 | 4-13 | 9-18 | 12-20 |
| 3rd Down Conv Pct | 15.4% | 36.4% | 43.8% | 35.3% | 35.7% | 30.8% | 38.5% | 41.7% | 57.1% | 25.0% | 18.2% | 35.7% | 27.2% | 30.8% | 50.0% | 60.0% |
| 4th Down Conv (M/A) | 1-1 | 2-2 | 2-3 | 1-4 | 0-0 | 1-1 | 1-1 | 1-1 | 0-1 | 0-1 | 2-2 | 0-1 | 0-1 | 1-3 | 0-0 | 0-2 |
| 4th Down Conv Pct | 100% | 100% | 66.7% | 25.0% | 0.0% | 100.0% | 100.0% | 100.0% | 0.0% | 0.0% | 100.0% | 0.0% | 0.0% | 33.3% | 0.0% | 0.0% |
| Total Net Yards | 173 | 493 | 398 | 356 | 377 | 420 | 276 | 365 | 397 | 388 | 336 | 375 | 302 | 366 | 386 | 341 |
| Total Off. Plays | 57 | 70 | 67 | 78 | 67 | 75 | 59 | 65 | 67 | 73 | 57 | 75 | 55 | 67 | 73 | 78 |
| Avg. Gain Per Play | 3.0 | 7.0 | 5.9 | 4.6 | 5.6 | 5.6 | 4.7 | 5.6 | 5.9 | 5.3 | 5.9 | 5.0 | 5.5 | 5.5 | 5.3 | 4.4 |
| Net Yards Rushing | 73 | 109 | 36 | 191 | 181 | 77 | 55 | 72 | 89 | 96 | 104 | 94 | 28 | 93 | 121 | 59 |
| Total Rushing Plays | 23 | 25 | 18 | 39 | 31 | 22 | 16 | 25 | 21 | 28 | 23 | 26 | 14 | 20 | 31 | 21 |
| Avg. Gain Per Rush | 3.2 | 4.4 | 2.0 | 4.9 | 5.8 | 3.5 | 3.4 | 2.9 | 4.2 | 3.4 | 4.5 | 3.6 | 2.0 | 4.7 | 3.9 | 2.8 |
| Net Yards Passing | 100 | 384 | 362 | 165 | 196 | 343 | 221 | 293 | 308 | 292 | 232 | 281 | 274 | 273 | 265 | 282 |
| Times Sacked | 2 | 0 | 0 | 5 | 1 | 0 | 3 | 3 | 1 | 1 | 0 | 3 | 1 | 2 | 1 | 1 |
| Yards Lost on Sacks | 17 | 0 | 0 | 21 | 14 | 0 | 31 | 26 | 8 | 7 | 0 | 27 | 0 | 8 | 9 | 10 |
| Gross Yards Passing | 117 | 384 | 362 | 186 | 210 | 343 | 252 | 319 | 316 | 299 | 232 | 308 | 274 | 281 | 274 | 292 |
| Pass Attempts | 32 | 45 | 49 | 34 | 35 | 53 | 40 | 37 | 45 | 44 | 34 | 46 | 40 | 45 | 41 | 56 |
| Pass Completions | 18 | 32 | 32 | 21 | 19 | 33 | 26 | 25 | 34 | 27 | 20 | 32 | 23 | 26 | 28 | 30 |
| Completion Pct | 56.3% | 71.1% | 65.3% | 61.8% | 54.3% | 62.3% | 65.0% | 67.6% | 75.6% | 61.4% | 58.8% | 69.6% | 57.5% | 57.8% | 68.3% | 53.6% |
| Avg. Gain Per Pass | 2.9 | 8.5 | 7.4 | 4.2 | 5.4 | 6.5 | 5.1 | 7.3 | 6.7 | 6.5 | 6.8 | 5.7 | 6.7 | 5.8 | 6.3 | 4.9 |
| Interceptions | 2 | 1 | 1 | 1 | 0 | 2 | 1 | 0 | 2 | 2 | 2 | 2 | 1 | 2 | 0 | 2 |
| Fumbles / Fum. Lost | 0-0 | 1-1 | 1-0 | 3-1 | 0-0 | 0-0 | 1-1 | 1-0 | 2-2 | 2-0 | 0-0 | 0-0 | 1-1 | 1-1 | 0-0 | 0-0 |
| Penalties | 3 | 10 | 13 | 4 | 12 | 3 | 9 | 5 | 9 | 10 | 7 | 5 | 9 | 7 | 12 | 4 |
| Penalty Yards | 15 | 109 | 116 | 30 | 98 | 15 | 64 | 46 | 121 | 137 | 50 | 36 | 94 | 63 | 121 | 38 |
| Punts | 6 | 2 | 4 | 4 | 6 | 3 | 6 | 2 | 5 | 7 | 4 | 5 | 5 | 5 | 6 | 4 |
| Gross Punting Average | 51.7 | 46.0 | 43.5 | 51.0 | 49.5 | 53.0 | 45.3 | 61.0 | 40.4 | 48.0 | 42.8 | 53.4 | 42.2 | 43.6 | 39.0 | 42.5 |
| Touchbacks | 0 | 0 | 0 | 0 | 0 | 0 | 0 | 0 | 1 | 0 | 0 | 1 | 1 | 0 | 2 | 0 |
| Inside20 | 2 | 1 | 1 | 0 | 2 | 2 | 2 | 1 | 3 | 2 | 1 | 2 | 3 | 2 | 2 | 3 |
| Punts Blocked | 0 | 0 | 0 | 0 | 0 | 0 | 0 | 0 | 0 | 0 | 0 | 0 | 0 | 0 | 0 | 0 |
| Net Punting Average | 48.3 | 43.5 | 37.3 | 38.3 | 49.2 | 51.7 | 42.2 | 62.0 | 36.0 | 46.3 | 39.8 | 46.4 | 41.2 | 41.4 | 32.3 | 42.5 |
| Punt Returns | 2 | 0 | 2 | 1 | 3 | 1 | 1 | 2 | 4 | 3 | 4 | 5 | 3 | 2 | 1 | 6 |
| Punt Return Yards | 32 | 0 | 35 | 14 | 30 | 9 | 8 | 17 | 54 | 5 | 112 | 47 | 46 | 27 | -1 | 15 |
| Punt Return Avg. | 16.0 | 0.0 | 17.5 | 14.0 | 10.0 | 9.0 | 8.0 | 8.5 | 13.5 | 1.7 | 28.0 | 9.4 | 15.3 | 13.5 | -1.0 | 2.5 |
| Fair Catches | 1 | 0 | 1 | 3 | 1 | 0 | 2 | 1 | 1 | 1 | 0 | 0 | 0 | 1 | 2 | 1 |
| Kickoff Returns | 1 | 1 | 1 | 1 | 6 | 1 | 1 | 1 | 1 | 2 | 3 | 1 | 0 | 6 | 3 | 5 |
| Kickoff Return Yards | 10 | 29 | 26 | 24 | 143 | 41 | 28 | 33 | 50 | 58 | 45 | 23 | 0 | 153 | 73 | 121 |
| Kickoff Return Avg. | 10.0 | 29.0 | 26.0 | 24.0 | 23.8 | 41.0 | 28.0 | 33.0 | 50.0 | 29.0 | 15.0 | 23.0 | 0.0 | 25.5 | 24.3 | 24.2 |
| Time of Possession | 22:43 | 30:27 | 29:52 | 37:43 | 29:01 | 33:07 | 30:24 | 29:54 | 29:28 | 32:52 | 29:30 | 38:09 | 24:17 | 27:41 | 34:20 | 29:13 |

BALTIMORE RAVENS 2015 REGULAR SEASON GAME BY GAME DEFENSIVE STATISTICS

| Game | 9/13 at Den. | 9/20 at Oak. | 9/27 vs. Cin. | 10/1 @ Pit. | 10/11 vs. Cle. | 10/18 @ SF | 10/26 @ Ari. | 11/1 vs. SD | 11/15 vs. Jax. | 11/22 vs. STL | 11/30 @ Cle. | 12/6 @ Mia. | 12/13 vs. Sea. | 12/20 vs. KC | 12/27 vs. Pit. | 1/3/16 @ Cin. |
|-----------------------|--------------|--------------|---------------|-------------|----------------|------------|--------------|-------------|----------------|---------------|--------------|-------------|----------------|--------------|----------------|---------------|
| Points | 19 | 37 | 28 | 20 | 33 | 25 | 26 | 26 | 22 | 13 | 27 | 15 | 35 | 34 | 17 | 24 |
| 1st Qtr | 6 | 10 | 7 | 3 | 3 | 6 | 7 | 3 | 7 | 7 | 0 | 0 | 7 | 14 | 0 | 0 |
| 2nd Qtr | 3 | 10 | 7 | 10 | 6 | 10 | 7 | 13 | 3 | 3 | 13 | 15 | 7 | 10 | 3 | 7 |
| 3rd Qtr | 7 | 10 | 0 | 7 | 7 | 3 | 6 | 7 | 3 | 6 | 7 | 0 | 7 | 0 | 7 | 14 |
| 4th Qtr | 3 | 7 | 14 | 0 | 14 | 6 | 6 | 3 | 9 | 0 | 7 | 0 | 14 | 10 | 7 | 3 |
| Overtime | 0 | 0 | 0 | 0 | 3 | 0 | 0 | 0 | 0 | 0 | 0 | 0 | 0 | 0 | 0 | 0 |
| TDs (Ru-P-Ret) | 0-0-1 | 1-3-0 | 1-3-0 | 1-1-0 | 1-2-0 | 0-2-0 | 1-2-0 | 0-3-0 | 0-2-0 | 1-1-0 | 0-2-1 | 0-1-1 | 0-5-0 | 1-1-2 | 2-0-0 | 1-2-0 |
| PATs (M/A) | 1-1 | 4-4 | 4-4 | 2-2 | 1-1 | 1-1 | 2-3 | 2-3 | 1-1 | 1-2 | 3-3 | 1-1 | 5-5 | 4-4 | 2-2 | 3-3 |
| 2PT Convs (M/A) | 0-0 | 0-0 | 0-0 | 0-0 | 1-2 | 0-1 | 0-0 | 0-0 | 0-0 | 0-0 | 0-0 | 1-1 | 0-0 | 0-0 | 0-0 | 0-0 |
| FGs (M/A) | 4-4 | 3-3 | 0-0 | 2-4 | 4-4 | 4-4 | 2-3 | 2-2 | 3-4 | 0-1 | 2-3 | 0-0 | 0-0 | 2-2 | 1-1 | 1-1 |
| Safeties | 0 | 0 | 0 | 0 | 0 | 0 | 0 | 0 | 0 | 0 | 0 | 0 | 0 | 0 | 0 | 0 |
| First Downs | 16 | 27 | 23 | 17 | 25 | 15 | 21 | 22 | 22 | 13 | 21 | 88 | 28 | 15 | 21 | 17 |
| Rushing | 4 | 4 | 6 | 8 | 4 | 2 | 5 | 4 | 6 | 4 | 4 | 5 | 8 | 5 | 6 | 5 |
| Passing | 11 | 17 | 13 | 8 | 18 | 11 | 14 | 15 | 10 | 6 | 15 | 3 | 17 | 9 | 11 | 11 |
| Penalty | 1 | 6 | 4 | 1 | 3 | 2 | 2 | 3 | 6 | 3 | 2 | 0 | 3 | 1 | 4 | 1 |
| 3rd Down Conv (M/A) | 8-18 | 9-14 | 8-15 | 2-13 | 12-19 | 5-13 | 5-12 | 7-13 | 4-16 | 3-13 | 4-15 | 4-13 | 8-12 | 5-13 | 2-8 | 0-9 |
| 3rd Down Conv Pct | 44.4% | 64.3% | 53.3% | 15.4% | 63.2% | 38.5% | 41.7% | 53.8% | 25.0% | 23.1% | 26.7% | 30.8% | 66.7% | 38.5% | 25.0% | 0.0% |
| 4th Down Conv (M/A) | 0-0 | 0-0 | 1-2 | 0-2 | 0-0 | 0-0 | 0-0 | 0-0 | 0-0 | 0-0 | 2-2 | 0-0 | 0-0 | 0-0 | 0-2 | 1-1 |
| 4th Down Conv Pct | 0.0% | 0.0% | 50.0% | 0.0% | 0.0% | 0.0% | 0.0% | 0.0% | 0.0% | 0.0% | 100.0% | 0.0% | 0.0% | 0.0% | 0.0% | 100.0% |
| Total Net Yards | 219 | 448 | 458 | 263 | 505 | 391 | 414 | 371 | 258 | 213 | 338 | 219 | 424 | 277 | 303 | 292 |
| Total Off. Plays | 69 | 66 | 65 | 63 | 80 | 55 | 59 | 64 | 70 | 56 | 68 | 46 | 69 | 56 | 57 | 57 |
| Avg. Gain Per Play | 3.2 | 6.8 | 7.0 | 4.2 | 6.3 | 7.1 | 7 | 5.8 | 3.7 | 3.8 | 5.0 | 4.8 | 6.1 | 4.9 | 5.3 | 5.1 |
| Net Yards Rushing | 69 | 97 | 86 | 167 | 83 | 65 | 150 | 81 | 90 | 82 | 63 | 137 | 123 | 113 | 110 | 145 |
| Total Rushing Plays | 25 | 19 | 31 | 33 | 25 | 25 | 28 | 26 | 22 | 29 | 18 | 26 | 36 | 28 | 20 | 27 |
| Avg. Gain Per Rush | 2.8 | 5.1 | 2.8 | 5.1 | 3.3 | 2.6 | 5.4 | 3.1 | 4.1 | 2.8 | 3.5 | 5.3 | 3.4 | 4.0 | 5.5 | 5.4 |
| Net Yards Passing | 150 | 351 | 372 | 96 | 422 | 326 | 264 | 290 | 168 | 131 | 275 | 82 | 301 | 164 | 193 | 147 |
| Times Sacked | 4 | 1 | 2 | 4 | 4 | 3 | 2 | 1 | 3 | 1 | 2 | 1 | 0 | 3 | 3 | 3 |
| Yards Lost on Sacks | 25 | 0 | 11 | 28 | 35 | 14 | 11 | 11 | 20 | 5 | 14 | 4 | 0 | 7 | 22 | 13 |
| Gross Yards Passing | 175 | 351 | 383 | 124 | 457 | 340 | 275 | 301 | 188 | 136 | 289 | 86 | 301 | 171 | 215 | 160 |
| Pass Attempts | 40 | 46 | 32 | 26 | 51 | 27 | 29 | 37 | 45 | 26 | 48 | 19 | 33 | 25 | 34 | 27 |
| Pass Completions | 24 | 30 | 20 | 19 | 36 | 16 | 20 | 28 | 22 | 12 | 28 | 9 | 24 | 21 | 24 | 17 |
| Completion Pct | 60.0% | 65.2% | 62.5% | 73.1% | 70.6% | 59.3% | 68.9% | 75.7% | 48.9% | 46.2% | 58.3% | 47.3% | 72.7% | 84.0% | 70.6% | 63.0% |
| Avg. Gain Per Pass | 3.4 | 7.5 | 10.9 | 3.2 | 7.7 | 10.9 | 8.5 | 7.6 | 3.5 | 4.9 | 5.5 | 4.1 | 9.1 | 5.9 | 5.2 | 4.9 |
| Interceptions | 1 | 1 | 1 | 0 | 0 | 0 | 0 | 0 | 1 | 0 | 0 | 0 | 0 | 0 | 2 | 0 |
| Fumbles / Fum. Lost | 0-0 | 0-0 | 1-1 | 2-0 | 0-0 | 1-0 | 2-0 | 1-0 | 0-0 | 5-4 | 0-0 | 1-1 | 1-1 | 1-0 | 1-0 | 1-0 |
| Penalties | 8 | 16 | 9 | 4 | 9 | 4 | 4 | 6 | 4 | 6 | 2 | 5 | 6 | 6 | 3 | 11 |
| Penalty Yards | 45 | 106 | 67 | 20 | 74 | 25 | 40 | 66 | 30 | 35 | 15 | 31 | 42 | 55 | 25 | 72 |
| Punts | 5 | 2 | 3 | 6 | 5 | 4 | 4 | 4 | 7 | 8 | 6 | 9 | 3 | 5 | 3 | 7 |
| Gross Punting Average | 51.8 | 59.0 | 54.7 | 39.8 | 43.4 | 38.0 | 36.0 | 44.3 | 52.0 | 45.9 | 47.2 | 45.8 | 51.0 | 46.4 | 43.7 | 43.3 |
| Touchbacks | 0 | 1 | 0 | 0 | 0 | 1 | 0 | 0 | 1 | 1 | 0 | 1 | 0 | 0 | 0 | 0 |
| Inside20 | 2 | 1 | 1 | 2 | 2 | 1 | 0 | 1 | 0 | 4 | 1 | 2 | 0 | 3 | 1 | 3 |
| Punts Blocked | 0 | 0 | 0 | 0 | 0 | 0 | 1 | 0 | 0 | 0 | 0 | 0 | 0 | 0 | 0 | 0 |
| Net Punting Average | 45.4 | 49.0 | 43.0 | 37.5 | 37.4 | 30.8 | 34.0 | 40.0 | 41.4 | 42.8 | 28.5 | 38.3 | 35.7 | 41.0 | 44.0 | 41.1 |
| Punt Returns | 3 | 2 | 4 | 3 | 2 | 1 | 4 | 1 | 2 | 5 | 1 | 2 | 1 | 3 | 1 | 0 |
| Punt Return Yards | 20 | 5 | 25 | 51 | 2 | 4 | 19 | -2 | 2 | 12 | 12 | 15 | 0 | 11 | 0 | 0 |
| Punt Return Avg. | 6.7 | 2.5 | 6.3 | 17.0 | 1.0 | 4.0 | 4.8 | -2.0 | 1.0 | 2.4 | 12.0 | 7.5 | 0.0 | 3.7 | 0.0 | 0.0 |
| Fair Catches | 1 | 0 | 0 | 1 | 0 | 1 | 1 | 0 | 1 | 2 | 1 | 2 | 2 | 0 | 0 | 0 |
| Kickoff Returns | 0 | 0 | 1 | 1 | 1 | 0 | 0 | 0 | 0 | 0 | 2 | 2 | 0 | 1 | 0 | 1 |
| Kickoff Return Yards | 0 | 0 | 32 | 31 | 15 | 0 | 0 | 0 | 0 | 0 | 78 | 42 | 0 | 19 | 0 | 12 |
| Kickoff Return Avg. | 0.0 | 0.0 | 32.0 | 31.0 | 15.0 | 0.0 | 0.0 | 0.0 | 0.0 | 0.0 | 39.0 | 21.0 | 0.0 | 19.0 | 0.0 | 12.0 |
| Time of Possession | 37:17 | 29:33 | 30:08 | 32:09 | 39:16 | 26:53 | 29:36 | 30:06 | 30:32 | 27:08 | 30:30 | 21:51 | 35:43 | 32:19 | 25:40 | 30:47 |

LONGEST PLAYS FROM SCRIMMAGE

BALTIMORE RAVENS

| Yards | Player | Opp. | Date | Result |
|-------|-----------------------------------|----------|----------|-------------|
| 50t | Steve Smith Sr. from Joe Flacco | vs. Cin. | 9/27/15 | L, 24-28 |
| 48t | Kamar Aiken from Jimmy Clausen | vs. KC | 12/20/15 | L, 14-34 |
| 48 | Chris Givens from Matt Schaub | at Cle. | 11/30/15 | W, 33-27 |
| 48 | Kamar Aiken from Joe Flacco | vs. Cle. | 10/11/15 | L, 30-33 OT |
| 46 | Crockett Gillmore from Joe Flacco | vs. STL | 11/22/15 | W, 16-13 |
| 46 | Steve Smith Sr. from Joe Flacco | vs. SD | 11/1/15 | W, 29-26 |
| 44 | Javorius Allen Run | vs. Cle. | 10/11/15 | L, 30-33 OT |
| 41 | Jeremy Butler from Jimmy Clausen | vs. KC | 12/20/15 | L, 14-34 |
| 41t | Javorius Allen from Matt Schaub | at Mia. | 12/6/15 | L, 13-15 |
| 39 | Chris Givens from Ryan Mallett | vs. Pit. | 12/27/15 | W, 20-17 |
| 39 | Kyle Juszczyk from Joe Flacco | vs. SD | 11/1/15 | W, 29-26 |
| 39 | Chris Givens from Joe Flacco | vs. SD | 11/1/15 | W, 29-26 |
| 38 | Kamar Aiken from Joe Flacco | at Oak. | 9/20/15 | L, 33-37 |
| 38 | Crockett Gillmore from Joe Flacco | at Oak. | 9/20/15 | L, 33-37 |
| 37 | Kamar Aiken from Jimmy Clausen | vs. Sea. | 12/13/15 | L, 6-35 |
| 37 | Steve Smith Sr. from Joe Flacco | at Oak. | 9/20/15 | L, 33-37 |
| 36 | Chris Givens from Matt Schaub | at Mia. | 12/6/15 | L, 13-15 |
| 34 | Kyle Juszczyk from Ryan Mallett | vs. Pit. | 12/27/15 | W, 20-17 |
| 34t | Steve Smith Sr. from Joe Flacco | at SF | 10/18/15 | L, 20-25 |
| 33t | Justin Forsett Run | at Pit. | 10/1/15 | W, 23-20 OT |
| 32 | Justin Forsett from Joe Flacco | vs. Cle. | 10/11/15 | L, 30-33 OT |
| 31 | Daniel Brown from Jimmy Clausen | vs. Sea. | 12/13/15 | L, 6-35 |
| 31 | Chris Givens from Joe Flacco | at Ari. | 10/26/15 | L, 18-26 |
| 30 | Kamar Aiken from Jimmy Clausen | vs. KC | 12/20/15 | L, 14-34 |
| 29 | Kamar Aiken from Joe Flacco | vs. Jax. | 11/15/15 | L, 20-22 |
| 29 | Steve Smith Sr. from Joe Flacco | at Ari. | 10/26/15 | L, 18-26 |
| 29 | Steve Smith Sr. from Joe Flacco | at SF | 10/18/15 | L, 20-25 |
| 28 | Maxx Williams from Joe Flacco | vs. Cin. | 9/27/15 | L, 24-28 |
| 27 | Kamar Aiken from Matt Schaub | at Cle. | 11/30/15 | W, 33-27 |
| 26 | Kamar Aiken from Joe Flacco | at Oak. | 9/20/15 | L, 33-37 |
| 26t | Crockett Gillmore from Joe Flacco | at Oak. | 9/20/15 | L, 33-37 |
| 25 | Jeremy Butler from Joe Flacco | vs. STL | 11/22/15 | W, 16-13 |
| 25 | Crockett Gillmore from Joe Flacco | vs. Jax. | 11/15/15 | L, 20-22 |
| 25 | Nick Boyle from Joe Flacco | vs. Jax. | 11/15/15 | L, 20-22 |
| 23 | Jeremy Butler from Jimmy Clausen | vs. Sea. | 12/13/15 | L, 6-35 |
| 23 | Crockett Gillmore from Joe Flacco | at Ari. | 10/26/15 | L, 18-26 |
| 23 | Steve Smith Sr. from Joe Flacco | at Oak. | 9/20/15 | L, 33-37 |
| 22 | Jeremy Butler from Matt Schaub | at Mia. | 12/6/15 | L, 13-15 |
| 22 | Kyle Juszczyk from Joe Flacco | vs. Jax. | 11/15/15 | L, 20-22 |
| 22 | Steve Smith Sr. from Joe Flacco | at Ari. | 10/26/15 | L, 18-26 |
| 22 | Steve Smith Sr. from Joe Flacco | at SF | 10/18/15 | L, 20-25 |
| 22 | Justin Forsett Run | at SF | 10/18/15 | L, 20-25 |
| 22 | Justin Forsett Run | vs. Cle. | 10/11/15 | L, 30-33 OT |
| 22 | Justin Forsett Run | at Pit. | 10/1/15 | W, 23-20 OT |
| 22 | Steve Smith Sr. from Joe Flacco | at Oak. | 9/20/15 | L, 33-37 |
| 22 | Marlon Brown from Joe Flacco | at Den. | 9/13/15 | L, 13-19 |
| 21 | Chris Matthews from Ryan Mallett | at Cin. | 1/3/16 | L, 16-24 |
| 21 | Chris Matthews from Jimmy Clausen | vs. Sea. | 12/13/15 | L, 6-35 |
| 21 | Kamar Aiken from Jimmy Clausen | vs. Sea. | 12/13/15 | L, 6-35 |
| 21 | Javorius Allen Run | at Cle. | 11/30/15 | W, 33-27 |
| 21 | Jeremy Butler from Joe Flacco | vs. Jax. | 11/15/15 | L, 20-22 |
| 21t | Maxx Williams from Joe Flacco | vs. Jax. | 11/15/15 | L, 20-22 |
| 21 | Marlon Brown from Joe Flacco | vs. Cin. | 9/27/15 | L, 24-28 |
| 20 | Kamar Aiken from Ryan Mallett | at Cin. | 1/3/16 | L, 16-24 |
| 20 | Chris Givens from Matt Schaub | at Mia. | 12/6/15 | L, 13-15 |
| 20 | Chris Givens from Joe Flacco | vs. STL | 11/22/15 | W, 16-13 |
| 20 | Kamar Aiken from Joe Flacco | at Pit. | 10/1/15 | W, 23-20 OT |
| 20 | Steve Smith Sr. from Joe Flacco | vs. Cin. | 9/27/15 | L, 24-28 |
| 20 | Steve Smith Sr. from Joe Flacco | vs. Cin. | 9/27/15 | L, 24-28 |
| 20 | Steve Smith Sr. from Joe Flacco | at Oak. | 9/20/15 | L, 13-37 |
| 20 | Justin Forsett Run | at Den. | 9/13/15 | L, 13-19 |

OPPONENTS

| Yards | Player | Opp. | Date | Result |
|-------|---|----------|----------|-------------|
| 80t | A.J. Green from Andy Dalton | vs. Cin. | 9/27/15 | L, 24-28 |
| 76t | Torrey Smith from Colin Kaepernick | at SF | 10/18/15 | L, 20-25 |
| 70t | Malcom Floyd from Philip Rivers | vs. SD | 11/1/15 | W, 29-26 |
| 68t | Amari Cooper from Derek Carr | at Oak. | 9/20/15 | L, 33-37 |
| 62 | Chris Johnson Run | at Ari. | 10/26/15 | L, 18-26 |
| 56 | Taylor Gabriel from Josh McCown | vs. Cle. | 10/11/15 | L, 30-33 OT |
| 52 | Bruce Miller from Colin Kaepernick | at SF | 10/18/15 | L, 20-25 |
| 51 | Anquan Boldin from Colin Kaepernick | at SF | 10/18/15 | L, 20-25 |
| 49t | Tyler Lockett from Russell Wilson | vs. Sea. | 12/13/15 | L, 6-35 |
| 47 | A.J. Green from Andy Dalton | vs. Cin. | 9/27/15 | L, 24-28 |
| 42t | Travis Benjamin from Austin Davis | at Cle. | 11/30/15 | W, 33-27 |
| 38t | Jeremy Hill Run | at Cin. | 1/3/16 | L, 16-24 |
| 38t | Charcandrick West Run | vs. KC | 12/20/15 | L, 14-34 |
| 38t | DeVante Parker from Ryan Tannehill | at Mia. | 12/6/15 | L, 13-15 |
| 37 | Michael Crabtree from Derek Carr | at Oak. | 9/20/15 | L, 33-37 |
| 35 | John Brown from Carson Palmer | at Ari. | 10/26/15 | L, 18-26 |
| 35 | Gary Barnidge from Josh McCown | vs. Cle. | 10/11/15 | L, 30-33 OT |
| 33 | Michael Floyd from Carson Palmer | at Ari. | 10/26/15 | L, 18-26 |
| 32 | Marvin Jones from Andy Dalton | vs. Cin. | 9/27/15 | L, 24-28 |
| 31 | Marvin Jones from Andy Dalton | vs. Cin. | 9/27/15 | L, 24-28 |
| 31 | A.J. Green from Andy Dalton | vs. Cin. | 9/27/15 | L, 24-28 |
| 30 | DeAngelo Williams Run | vs. Pit. | 12/27/15 | W, 20-17 |
| 30 | Gary Barnidge from Josh McCown | at Cle. | 11/30/15 | W, 33-27 |
| 30t | Lance Kendricks from Case Keenum | vs. STL | 11/22/15 | W, 16-13 |
| 30 | Antonio Gates from Philip Rivers | vs. SD | 11/1/15 | W, 29-26 |
| 29 | Travis Kelce from Alex Smith | vs. KC | 12/20/15 | L, 14-34 |
| 29t | Michael Crabtree from Derek Carr | at Oak. | 9/20/15 | L, 33-37 |
| 28 | Bruce Miller from Colin Kaepernick | at SF | 10/18/15 | L, 20-25 |
| 27 | Antonio Brown from Ben Roethlisberger | vs. Pit. | 12/27/15 | W, 20-17 |
| 27 | Duke Johnson Jr. from Josh McCown | vs. Cle. | 10/11/15 | L, 30-33 OT |
| 26 | Tyler Lockett from Russell Wilson | vs. Sea. | 12/13/15 | L, 6-35 |
| 26 | Danny Woodhead from Philip Rivers | vs. SD | 11/1/15 | W, 29-26 |
| 26 | Chris Johnson Run | at Ari. | 10/26/16 | L, 18-26 |
| 26 | Anquan Boldin from Colin Kaepernick | at SF | 10/18/15 | L, 20-25 |
| 25 | Travis Benjamin from Josh McCown | vs. Cle. | 10/11/15 | L, 30-33 OT |
| 24 | Bryan Walters from Blake Bortles | vs. Jax. | 11/15/15 | L, 20-22 |
| 24 | Derek Carr Run | at Oak. | 9/20/15 | L, 33-37 |
| 23 | Marvin Jones from AJ McCarron | at Cin. | 1/3/16 | L, 16-24 |
| 23 | Stevie Johnson from Philip Rivers | vs. SD | 11/1/15 | W, 29-26 |
| 23 | Michael Floyd from Carson Palmer | at Ari. | 10/26/15 | L, 18-26 |
| 23 | Giovani Bernard from Andy Dalton | vs. Cin. | 9/27/15 | L, 24-28 |
| 23 | Amari Cooper from Derek Carr | at Oak. | 9/20/15 | L, 33-37 |
| 22t | Tyler Eifert from AJ McCarron | at Cin. | 1/3/16 | L, 16-24 |
| 22 | DeAngelo Williams from Ben Roethlisberger | vs. Pit. | 12/27/15 | W, 20-17 |
| 22t | Doug Baldwin from Russell Wilson | vs. Sea. | 12/13/15 | L, 6-35 |
| 22 | Lamar Miller Run | at Mia. | 12/6/15 | L, 13-15 |
| 22t | Isaiah Crowell from Josh McCown | vs. Cle. | 10/11/15 | L, 30-33 OT |
| 22 | Gary Barnidge from Josh McCown | vs. Cle. | 10/11/15 | L, 30-33 OT |
| 22 | Andrew Hawkins from Josh McCown | vs. Cle. | 10/11/15 | L, 30-33 OT |
| 22 | Le'Veon Bell Run | at Pit. | 10/1/15 | W, 23-20 OT |
| 21 | Travis Kelce from Alex Smith | vs. KC | 12/20/15 | L, 14-34 |
| 21 | Duke Johnson Jr. from Josh McCown | at Cle. | 11/30/15 | W, 33-27 |
| 21 | Allen Hurns from Blake Bortles | vs. Jax. | 11/15/15 | L, 20-22 |
| 21 | Jermaine Gresham from Carson Palmer | at Ari. | 10/26/15 | L, 18-26 |
| 21t | Quinton Patton from Colin Kaepernick | at SF | 10/18/15 | L, 20-25 |
| 21 | Le'Veon Bell Run | at Pit. | 10/1/15 | W, 23-20 OT |
| 21 | Andre Holmes from Derek Carr | at Oak. | 9/20/15 | L, 33-37 |
| 21 | Andre Holmes from Derek Carr | at Oak. | 9/20/15 | L, 33-37 |
| 20 | Heath Miller from Ben Roethlisberger | vs. Pit. | 12/27/15 | W, 20-17 |
| 20 | Jermaine Kearse from Russell Wilson | vs. Sea. | 12/13/15 | L, 6-35 |
| 20 | Benny Cunningham from Case Keenum | vs. STL | 11/22/15 | W, 16-13 |

TEAM SUPERLATIVES

SCORING

MOST POINTS

Ravens: 33 - twice, last: at Cle. 11/30
Opponents: 37 at Oak. 9/20

MOST POINTS IN A QUARTER

Ravens: 17 vs. Cin. 9/27 (4th)
Opponents: 15 at Mia. 12/6 (2nd)

MOST POINTS IN A HALF

Ravens: 24 vs. Cin. 9/27 (2nd)
Opponents: 24 vs. KC 12/20 (1st)

FEWEST POINTS

Ravens: 6 vs. Sea. 12/13
Opponents: 13 vs. STL 11/22

FIRST DOWNS

MOST FIRST DOWNS

Ravens: 29 at Oak. 9/20
Opponents: 28 vs. Sea. 12/13

FEWEST FIRST DOWNS

Ravens: 11 at Den. 9/13
Opponents: 8 at Mia. 12/6

YARDAGE

MOST TOTAL NET YARDAGE

Ravens: 493 at Oak. 9/20
Opponents: 505 vs. Cle. 10/11

LEAST TOTAL NET YARDAGE

Ravens: 173 at Den. 9/13
Opponents: 213 vs. STL 11/22

RUSHING

MOST NET RUSHING YARDAGE

Ravens: 191 at Pit. 10/1
Opponents: 167 at Pit. 10/1

FEWEST NET RUSHING YARDS

Ravens: 28 vs. Sea. 12/13
Opponents: 63 at Cle. 11/30

MOST RUSHING ATTEMPTS

Ravens: 39 at Pit. 10/1
Opponents: 36 vs. Sea. 12/13

FEWEST RUSHING ATTEMPTS

Ravens: 14 vs. Sea. 12/13
Opponents: 18 at Cle. 11/30

HIGHEST AVERAGE GAIN PER RUSH

Ravens: 5.8 vs. Cle. 10/11
Opponents: 5.5 vs. Pit. 12/27

PASSING

MOST NET PASSING YARDAGE

Ravens: 384 at Oak. 9/20
Opponents: 422 vs. Cle. 10/11

FEWEST NET YARDS PASSING

Ravens: 100 at Den. 9/13
Opponents: 82 at Mia. 12/6

MOST PASS ATTEMPTS

Ravens: 56 at Cin. 1/3
Opponents: 51 vs. Cle. 10/11

FEWEST PASS ATTEMPTS

Ravens: 32 at Den. 9/13
Opponents: 19 at Mia. 12/6

SACKS

MOST TIMES SACKED

Ravens: 5 at Pit. 10/1
Opponents: 4 - 3 times, last: vs. Cle. 10/11

FEWEST TIMES SACKED

Ravens: 0 - 4 times, last: at Cle. 11/30
Opponents: 0 vs. Sea. 12/13

FUMBLES

MOST FUMBLES

Ravens: 3 at Pit. 10/1
Opponents: 5 vs. STL 11/22

MOST FUMBLES LOST

Ravens: 2 vs. Jax. 11/15
Opponents: 4 vs. STL 11/22

INTERCEPTIONS, PUNTS, ATTENDANCE

MOST INTERCEPTIONS BY DEFENSE

Ravens: 2 vs. Pit. 12/27
Opponents: 2 - 8 times, last: at Cin. 1/3

MOST PUNTS

Ravens: 7 vs. STL 11/22
Opponents: 9 at Mia. 12/6

HIGHEST ATTENDANCE

Ravens: 71,261 vs. Pit. 12/27
Opponents: 76,798 at Den. 9/13

TURNOVERS

MOST TURNOVERS LOST BY

Ravens: 4 vs. Jax. 11/15
Opponents: 4 vs. STL 11/22

INDIVIDUAL SUPERLATIVES

SCORING

MOST KICKING POINTS

Ravens: 17 - Justin Tucker vs. SD 11/1
Opponents: 13 - 4 times, last: Phil Dawson at SF 10/18

MOST NON-KICKING POINTS

Ravens: 12 - 3 times, last: Joe Flacco vs. Cle. 10/11
Opponents: 18 - Doug Baldwin vs. Sea. 12/13

MOST FGs

Ravens: 5 - Justin Tucker vs. SD 11/1
Opponents: 4 - 3 times, last: Phil Dawson at SF 10/18

LONGEST FG

Ravens: 52 - twice, last: Justin Tucker at Pit. 10/1
Opponents: 57 - Brandon McManus at Den. 9/13

LONGEST FG ATTEMPT

Ravens: 58 - Justin Tucker vs. Jax. 11/15
Opponents: 57 - Brandon McManus at Den. 9/13

MOST TOUCHDOWNS

Ravens: 2 - 3 times, last: Joe Flacco vs. Cle. 10/11
Opponents: 3 - Doug Baldwin vs. Sea. 12/13

RUSHING

MOST RUSHING ATTEMPTS

Ravens: 27 - Justin Forsett at Pit. 10/1
Opponents: 25 - Todd Gurley vs. STL 11/22

MOST YARDS RUSHING

Ravens: 150 - Justin Forsett at Pit. 10/1
Opponents: 129 - Le'Veon Bell at Pit. 10/1

LONGEST RUSH FROM SCRIMMAGE

Ravens: 44 - Javorius Allen vs. Cle. 10/11
Opponents: 62 - Chris Johnson at Ari. 10/26

LONGEST TD RUSH

Ravens: 14 - Justin Forsett at Ari. 10/26
Opponents: 38 - twice, last: Jeremy Hill at Cin. 1/3

MOST TDs RUSHING

Ravens: 2 - Joe Flacco vs. Cle. 10/11
Opponents: 2 - DeAngelo Williams vs. Pit. 12/27

HIGHEST RUSHING AVG. (min. 7 carries)

Ravens: 7.3 - Javorius Allen vs. Cle. 10/11
Opponents: 6.8 - Chris Johnson at Ari. 10/26

RECEIVING

MOST RECEPTIONS

Ravens: 13 - Steve Smith Sr. vs. Cin. 9/27
Opponents: 10 - A.J. Green vs. Cin. 9/27

MOST YARDS RECEIVING

Ravens: 186 - Steve Smith Sr. vs. Cin. 9/27
Opponents: 227 - A.J. Green vs. Cin. 9/27

LONGEST RECEPTION

Ravens: 50t - Steve Smith Sr. vs. Cin. 9/27
Opponents: 80t - A.J. Green vs. Cin. 9/27

MOST TDs RECEIVING

Ravens: 2 - twice, last: Steve Smith Sr. vs. Cin. 9/27
Opponents: 3 - Doug Baldwin vs. Sea. 12/13

LONGEST TD RECEPTION

Ravens: 50 - Steve Smith Sr. vs. Cin. 9/27
Opponents: 80 - A.J. Green vs. Cin. 9/27

PASSING

MOST PASSES ATTEMPTED

Ravens: 56 - Ryan Mallett at Cin. 1/3
Opponents: 51 - Josh McCown vs. Cle. 10/11

MOST COMPLETIONS

Ravens: 34 - Joe Flacco vs. Jax. 11/15
Opponents: 36 - Josh McCown vs. Cle. 10/11

HIGHEST COMPLETION PERCENTAGE (min. 20 attempts)

Ravens: 75.5 - Joe Flacco vs. Jax. 11/15 (45 attempts)
Opponents: 84.0 - Alex Smith vs. KC 12/20 (25 attempts)

MOST YARDS PASSING

Ravens: 384 - Joe Flacco at Oak. 9/20
Opponents: 457 - Josh McCown vs. Cle. 10/11

MOST TDs PASSING

Ravens: 3 - Joe Flacco vs. Jax. 11/15
Opponents: 5 - Russell Wilson vs. Sea. 12/13

MOST HAD INTERCEPTED

Ravens: 2 - 8 times, last: Ryan Mallett at Cin. 1/3
Opponents: 2 - Ben Roethlisberger vs. Pit. 12/27

INDIVIDUAL SUPERLATIVES

INTERCEPTIONS BY DEFENSE

MOST INTERCEPTIONS

Ravens: 1 - 6 times, last: Jimmy Smith vs. Pit. 12/27
Opponents: 2 - twice, last: Marcus Peters vs. KC 12/20

LONGEST INT. RETURN

Ravens: 25 - Will Hill III at Oak. 9/20
Opponents: 90t - Marcus Peters vs. KC 12/20

LONGEST INT. RETURN FOR A TD

Ravens: 24 - Jimmy Smith at Den. 9/13
Opponents: 90 - Marcus Peters vs. KC 12/20

KICKOFF & PUNT RETURNS

LONGEST KICKOFF RETURN

Ravens: 50 - Raheem Mostert vs. Jax. 11/15
Opponents: 40 - Justin Gilbert at Cle. 11/30

LONGEST PUNT RETURN

Ravens: 82t - Kaelin Clay at Cle. 11/30
Opponents: 29 - Antonio Brown at Pit. 10/1

PUNTING

LONGEST PUNT

Ravens: 67 - Sam Koch at Mia. 12/6
Opponents: 70 - Marquette King at Oak. 9/20

MOST PUNTS INSIDE 20

Ravens: 3 - 3 times, last: Sam Koch at Cin. 1/3
Opponents: 4 - Johnny Hekker vs. STL 11/22

TACKLES, SACKS & FUMBLE RETURNS

MOST TACKLES

Ravens: 14 - Daryl Smith vs. SD 11/1
Opponents: 15 - NaVorro Bowman at SF 10/18

MOST SACKS

Ravens: 2 - 5 times, last: Za'Darius Smith vs. KC 12/20
Opponents: 2.5 - Olivier Vernon at Mia. 12/6

LONGEST OWN FUMBLE RETURN

Ravens: 0 - twice, last: Maxx Williams vs. STL 11/22
Opponents: 0 - 5 times, last: DeAngelo Williams 12/27

LONGEST OPPONENTS' FUMBLE RETURN

Ravens: 41t - C.J. Mosley vs. Cin. 9/27
Opponents: 73t - Tyvon Branch vs. KC 12/20

TURNOVER TABLE

| MATCHUP | | FORCED TURNOVERS | | | TURNOVERS CONVERTED | | | | | OUTCOME | |
|------------------------------|------------------|------------------|-----------|-----------|---------------------|----------|------------|-------------|-------------|------------|-------------|
| Date | Game | Fum | INTs | Total | TD | FG | Pts. | Pts. Pct. | TD Pct. | Net Diff. | Result |
| 9/13 | Ravens | 0 | 1 | 1 | 1 | 0 | 7 | 100.0 | 100.0 | -1 | L |
| | BRONCOS | 0 | 2 | 2 | 1 | 0 | 7 | 50.0 | 50.0 | +1 | W |
| 9/20 | Ravens | 0 | 1 | 1 | 0 | 1 | 3 | 100.0 | 0.0 | -1 | L |
| | RAIDERS | 1 | 1 | 2 | 0 | 1 | 3 | 50.0 | 0.0 | +1 | W |
| 9/27 | RAVENS | 1 | 1 | 2 | 2 | 0 | 14 | 100.0 | 100.0 | +1 | L |
| | Bengals | 0 | 1 | 1 | 1 | 0 | 7 | 100.0 | 100.0 | -1 | W |
| 10/1 | Ravens | 0 | 0 | 0 | 0 | 0 | 0 | 0.0 | 0.0 | -2 | W |
| | STEELERS | 1 | 1 | 2 | 1 | 0 | 7 | 50.0 | 50.0 | +2 | L |
| 10/11 | RAVENS | 0 | 0 | 0 | 0 | 0 | 0 | 0.0 | 0.0 | E | L |
| | Browns | 0 | 0 | 0 | 0 | 0 | 0 | 0.0 | 0.0 | E | W |
| 10/18 | Ravens | 0 | 0 | 0 | 0 | 0 | 0 | 0.0 | 0.0 | -2 | L |
| | 49ERS | 0 | 2 | 2 | 0 | 2 | 6 | 100.0 | 0.0 | +2 | W |
| 10/26 | Ravens | 0 | 0 | 0 | 0 | 0 | 0 | 0.0 | 0.0 | -2 | L |
| | CARDINALS | 1 | 1 | 2 | 1 | 0 | 7 | 50.0 | 50.0 | +2 | W |
| 11/1 | RAVENS | 0 | 0 | 0 | 0 | 0 | 0 | 0.0 | 0.0 | E | W |
| | Chargers | 0 | 0 | 0 | 0 | 0 | 0 | 0.0 | 0.0 | E | L |
| 11/15 | RAVENS | 0 | 1 | 1 | 1 | 0 | 7 | 100.0 | 100.0 | -3 | L |
| | Jaguars | 2 | 2 | 4 | 1 | 1 | 9 | 50.0 | 25.0 | +3 | W |
| 11/22 | RAVENS | 4 | 0 | 4 | 1 | 2 | 13 | 75.0 | 25.0 | +2 | W |
| | Rams | 0 | 2 | 2 | 1 | 0 | 6 | 50.0 | 50.0 | -2 | L |
| 11/30 | Ravens | 0 | 0 | 0 | 0 | 0 | 0 | 0.0 | 0.0 | -2 | W |
| | BROWNS | 0 | 2 | 2 | 1 | 0 | 7 | 50.0 | 50.0 | +2 | L |
| 12/6 | Ravens | 1 | 0 | 1 | 0 | 0 | 0 | 0.0 | 0.0 | -1 | L |
| | DOLPHINS | 0 | 2 | 2 | 2 | 0 | 15 | 100.0 | 100.0 | +1 | W |
| 12/13 | RAVENS | 1 | 0 | 1 | 0 | 0 | 0 | 0.0 | 0.0 | -1 | L |
| | Seahawks | 1 | 1 | 2 | 2 | 0 | 14 | 100.0 | 100.0 | +1 | W |
| 12/20 | RAVENS | 0 | 0 | 0 | 0 | 0 | 0 | 0.0 | 0.0 | -3 | L |
| | Chiefs | 1 | 2 | 3 | 2 | 0 | 14 | 66.7 | 66.7 | +3 | W |
| 12/27 | RAVENS | 1 | 2 | 3 | 1 | 1 | 10 | 66.7 | 33.3 | +3 | W |
| | Steelers | 0 | 0 | 0 | 0 | 0 | 0 | 0.0 | 0.0 | -3 | L |
| 1/3/16 | Ravens | 0 | 0 | 0 | 0 | 0 | 0 | 0.0 | 0.0 | -2 | L |
| | BENGALS | 0 | 2 | 2 | 1 | 0 | 7 | 50.0 | 50.0 | +2 | W |
| Regular Season Totals | | | | | | | | | | | |
| | RAVENS | 8 | 6 | 14 | 6 | 4 | 54 | 71.4 | 42.9 | -14 | 5-11 |
| | Opponents | 7 | 21 | 28 | 14 | 4 | 109 | 64.3 | 50.0 | +14 | 11-5 |

RED ZONE EFFICIENCY

| RAVENS RED ZONE STATS | | | | | | | | |
|------------------------------|----------|-----------|-----------|-----------|-----------|-------------|------------|------------|
| Date | Opp. | Inside 20 | Scores | TDs | FGs | TD Pct. | In 20 Pts. | Total Pts. |
| 9/13 | at Den. | 1 | 0 | 0 | 0 | 0.0 | 0 | 13 |
| 9/20 | at Oak. | 6 | 6 | 2 | 4 | 33.3 | 26 | 33 |
| 9/27 | vs. Cin. | 2 | 2 | 1 | 1 | 50.0 | 10 | 24 |
| 10/1 | at Pit. | 2 | 2 | 2 | 0 | 100.0 | 14 | 23 |
| 10/11 | vs. Cle. | 5 | 5 | 4 | 1 | 80.0 | 30 | 30 |
| 10/18 | at SF | 3 | 3 | 1 | 2 | 33.3 | 13 | 20 |
| 10/26 | at Ari. | 4 | 3 | 2 | 1 | 50.0 | 18 | 18 |
| 11/1 | vs. SD | 4 | 4 | 2 | 2 | 50.0 | 20 | 29 |
| 11/15 | vs. Jax. | 2 | 2 | 2 | 0 | 100.0 | 13 | 20 |
| 11/22 | vs. STL | 3 | 3 | 1 | 2 | 33.3 | 13 | 16 |
| 11/30 | at Cle. | 3 | 3 | 2 | 1 | 66.7 | 17 | 33 |
| 12/6 | at Mia. | 2 | 1 | 0 | 1 | 0.0 | 3 | 13 |
| 12/13 | vs. Sea. | 3 | 2 | 0 | 2 | 0.0 | 6 | 6 |
| 12/20 | vs. KC | 2 | 1 | 1 | 0 | 50.0 | 7 | 14 |
| 12/27 | vs. Pit. | 3 | 3 | 2 | 1 | 66.7 | 17 | 20 |
| 1/3/16 | at Cin. | 2 | 2 | 1 | 1 | 50.0 | 10 | 16 |
| Regular Season Totals | | 47 | 42 | 23 | 19 | 48.9 | 217 | 328 |

| OPPONENTS RED ZONE STATS | | | | | | | | |
|------------------------------|----------|-----------|-----------|-----------|-----------|-------------|------------|------------|
| Date | Opp. | Inside 20 | Scores | TDs | FGs | TD Pct. | In 20 Pts. | Total Pts. |
| 9/13 | at Den. | 1 | 1 | 0 | 1 | 0.0 | 3 | 19 |
| 9/20 | at Oak. | 3 | 3 | 2 | 1 | 66.7 | 17 | 37 |
| 9/27 | vs. Cin. | 6 | 3 | 3 | 0 | 50.0 | 21 | 28 |
| 10/1 | at Pit. | 3 | 3 | 2 | 1 | 66.7 | 17 | 20 |
| 10/11 | vs. Cle. | 5 | 5 | 2 | 3 | 40.0 | 22 | 33 |
| 10/18 | at SF | 3 | 3 | 0 | 3 | 0.0 | 9 | 25 |
| 10/26 | at Ari. | 4 | 4 | 2 | 2 | 50.0 | 19 | 26 |
| 11/1 | vs. SD | 2 | 2 | 2 | 0 | 100.0 | 13 | 26 |
| 11/15 | vs. Jax. | 4 | 3 | 2 | 1 | 50.0 | 16 | 22 |
| 11/22 | vs. STL | 1 | 1 | 1 | 0 | 100.0 | 7 | 13 |
| 11/30 | at Cle. | 3 | 3 | 1 | 2 | 33.3 | 13 | 27 |
| 12/6 | at Mia. | 0 | 0 | 0 | 0 | 0.0 | 0 | 15 |
| 12/13 | vs. Sea. | 5 | 4 | 4 | 0 | 80.0 | 28 | 35 |
| 12/20 | vs. KC | 2 | 2 | 1 | 1 | 50.0 | 10 | 34 |
| 12/27 | vs. Pit. | 3 | 3 | 2 | 1 | 66.7 | 17 | 17 |
| 1/3/16 | at Cin. | 2 | 1 | 1 | 0 | 50.0 | 7 | 24 |
| Regular Season Totals | | 47 | 41 | 25 | 16 | 53.2 | 219 | 401 |



FIRST DOWNS

REGULAR SEASON

323 Total: 89 rushing; 211 passing; 23 penalty

| Player | Total | Rush | Pass | 3rd Down Conversion | 4th Down Conversion |
|--------------------|------------|-----------|------------|---------------------|---------------------|
| Kamar Aiken | 53 | 0 | 53 | 12 | 2 |
| Justin Forsett | 45 | 41 | 4 | 7 | 1 |
| Javorius Allen | 44 | 28 | 16 | 9 | 0 |
| Steve Smith Sr. | 28 | 0 | 28 | 10 | 1 |
| Jeremy Butler | 17 | 0 | 17 | 6 | 0 |
| Crockett Gillmore | 17 | 0 | 17 | 6 | 2 |
| Kyle Juszczyk | 17 | 0 | 17 | 4 | 1 |
| Maxx Williams | 16 | 0 | 16 | 8 | 1 |
| Chris Givens | 13 | 0 | 13 | 2 | 0 |
| Nick Boyle | 10 | 0 | 10 | 4 | 1 |
| Terrance West | 8 | 8 | 0 | 1 | 0 |
| Joe Flacco | 6 | 6 | 0 | 2 | 1 |
| Chris Matthews | 6 | 0 | 6 | 4 | 0 |
| Jeremy Ross | 5 | 1 | 4 | 3 | 0 |
| Daniel Brown | 4 | 0 | 4 | 2 | 0 |
| Marlon Brown | 4 | 0 | 4 | 2 | 0 |
| Michael Campanaro | 2 | 1 | 1 | 2 | 0 |
| Lorenzo Taliaferro | 2 | 2 | 0 | 1 | 0 |
| Anthony Levine Sr. | 1 | 1 | 0 | 0 | 1 |
| Matt Schaub | 1 | 1 | 0 | 0 | 1 |
| Darren Waller | 1 | 0 | 1 | 0 | 0 |
| Totals | 300 | 89 | 211 | 85 | 12 |

COMPLETIONS BY DISTANCE

| Date | Opp. | QB | Loss | 0-9 | 10-19 | 20-29 | 30-39 | 40-49 | 50+ |
|-------------------------|----------------|----------------|----------------|----------------|---------------|---------------|--------------|--------------|--------|
| 9/13 | at Den. | Flacco | 2 | 12 | 3 | 1 | 0 | 0 | 0 |
| 9/20 | at Oak. | Flacco | 1 | 18 (1) | 5 | 5 (1) | 3 | 0 | 0 |
| 9/27 | vs. Cin. | Flacco | 1 | 19 | 7 (1) | 4 | 0 | 0 | 1 (1) |
| 10/1 | at Pit. | Flacco Koch | 0 1 | 11 0 | 8 (1) 0 | 1 0 | 0 0 | 0 0 | 0 0 |
| 10/11 | vs. Cle. | Flacco | 0 | 11 (1) | 6 | 0 | 1 | 1 | 0 |
| 10/18 | at SF | Flacco | 0 | 20 (1) | 10 | 2 | 1 (1) | 0 | 0 |
| 10/26 | at Ari. | Flacco | 1 | 16 (1) | 5 | 3 | 1 | 0 | 0 |
| 11/1 | vs. SD | Flacco | 0 | 13 (1) | 9 | 0 | 2 | 1 | 0 |
| 11/15 | vs. Jax. | Flacco | 0 | 21 | 7 (2) | 6 (1) | 0 | 0 | 0 |
| 11/22 | vs. STL | Flacco | 1 | 15 (1) | 8 | 2 | 0 | 1 | 0 |
| 11/30 | at Cle. | Schaub | 2 | 8 | 8 (2) | 1 | 0 | 1 | 0 |
| 12/6 | at Mia. | Schaub | 3 | 17 | 8 | 2 | 1 | 1 (1) | 0 |
| 12/13 | vs. Sea. | Clausen | 0 | 12 | 6 | 3 | 2 | 0 | 0 |
| 12/20 | vs. KC | Clausen | 0 | 16 (1) | 7 | 0 | 1 | 2 (1) | 0 |
| 12/27 | vs. Pit. | Mallett | 0 | 19 (1) | 7 | 0 | 2 | 0 | 0 |
| 1/3/16 | at Cin. | Mallett | 3 | 9 (1) | 16 | 2 | 0 | 0 | 0 |
| Regular Season | | | | | | | | | |
| Totals | Flacco | 6 | 156 (6) | 68 (4) | 24 (2) | 8 (1) | 3 | 1 (1) | |
| | Schaub | 5 | 25 | 16 (2) | 3 | 1 | 2 (1) | 0 | |
| | Clausen | 0 | 28 (1) | 13 | 3 | 3 | 2 (1) | 0 | |
| | Mallett | 3 | 28 (2) | 23 | 2 | 2 | 0 | 0 | |
| | Koch | 1 | 0 | 0 | 0 | 0 | 0 | 0 | |
| 2015 Team Totals | | 15 | 237 (9) | 120 (6) | 32 (2) | 14 (1) | 7 (2) | 1 (1) | |

(Touchdowns in parenthesis)

THE LAST TIME IT HAPPENED – OFFENSIVE TOTALS

WON IN OVERTIME

Ravens: **10/1/15 at Pit. (W, 23-20 OT) (Tucker 52-yard FG)**
 Playoffs: 1/12/13 (Div.) at Den. (W, 38-35, 2OT) (Tucker 47-yard FG)
 Opponent: **10/11/15 vs. Cle. (L, 30-33 OT) (Coons 32-yard FG)**

WON BY SCORING IN THE LAST TWO MINUTES OF REGULATION

Ravens: **11/30/15 at Cle. (W, 33-27) (Will Hill III 64 yd. return of blocked field goal with 0:00 remaining)**
 Opponent: **11/15/15 vs. Jax. (L, 20-22) (Jason Myers 53-yard FG with 0:00 remaining)**

TIED GAME BY SCORING IN THE LAST TWO MINUTES OF REGULATION

Ravens: **10/11/15 vs. Cle. (L, 30-33 OT) (0:25 remaining)**
 Playoffs: 1/12/13 (Div.) at Den. (W, 38-35, 2OT) (0:31 remaining)
 Opponent: **11/30/15 at Cle. (W, 33-27) (1:47 remaining)**

SHUTOUT

Ravens: 11/16/09 at Cle. (W, 16-0)
 Opponent: 9/15/02 at TB (L, 0-25)

WON BY 20-OR-MORE POINTS

Ravens: 10/19/14 vs. Atl. (W, 29-7)
 Opponent: **12/20/15 vs. KC (L, 14-34)**

HELD A 28-OR-MORE POINT LEAD

Ravens: 10/12/14 at TB (W, 48-17) (led 38-0 at halftime and by 31 at conclusion of game)
 Opponent: **12/13/15 vs. Sea. (L, 6-35) (led 35-6 at conclusion of game)**

HELD A 21-OR-MORE POINT LEAD

Ravens: 10/19/14 vs. Atl. (W, 29-7) (led 29-7 at conclusion of game)
 Playoffs: 2/3/13 (SB) at SF (W, 34-31) (led 28-6 in 3rd quarter)
 Opponent: **12/13/15 vs. Sea. (L, 6-35) (led 28-6 in 4th quarter and by 29 at conclusion of game)**

SCORED 40-OR-MORE POINTS

Ravens: 10/12/14 at TB (W, 48-17)
 Opponent: 11/2/14 at Pit. (L, 23-43)

SCORED 20-OR-MORE POINTS IN A HALF

Ravens: **9/27/15 vs. Cin. (L, 24-28) (24 points, 2nd half)**
 Playoffs: 1/10/15 (Div.) at NE (L, 31-35) (21 points, 1st half)
 Opponent: **12/20/15 vs. KC (L, 14-34) (24 points, 1st half)**
 Playoffs: 1/10/15 (Div.) at NE (L, 31-35) (21 points, 2nd half)

HELD OPPONENT WITHOUT A TOUCHDOWN

Ravens: 12/14/14 vs. Jax. (W, 20-12) (4 FGs)
 Playoffs: 1/6/13 (WC) vs. Ind. (W, 24-9) (3 FGs)
 Opponent: **12/13/15 vs. Sea. (L, 6-35) (2 FGs)**

TOUCHDOWNS SCORED BY OFFENSE AND DEFENSE

Ravens: **9/27/15 vs. Cin. (L, 24-28) (2 offense, 1 defense)**
 Playoffs: 1/12/13 (Div.) at Den. (W, 38-35, 2OT) (4 offense, 1 defense)
 Opponent: **12/20/15 vs. KC (L, 14-34) (2 offense, 2 defense)**

TOUCHDOWNS SCORED BY OFFENSE, DEFENSE AND SPECIAL TEAMS

Ravens: 9/22/13 vs. Hou. (W, 30-9) (1 offense, 1 defense, 1 special teams)
 Opponent: 11/1/98 vs. Jax. (L, 19-45) (4 offense, 1 defense, 1 special teams)

SAFETY SCORED

Ravens: 10/19/14 - Terrell Suggs, sacked Matt Ryan in end zone vs. Atl. (W, 29-7)
 Opponent: 10/21/12 - Connor Barwin, sacked Joe Flacco in end zone at Hou. (L, 13-43)
 Playoffs: 1/3/15 (WC) - Shamarko Thomas, blocked Sam Koch punt out of bounds in end zone at Pit (W, 30-17)

SUCCESSFUL 2-POINT CONVERSION

Ravens: **10/26/15 - Nick Boyle pass from Joe Flacco at Ari. (L, 18-26)**
 Opponent: **12/6/15 - Jay Ajayi run at Mia. (L, 13-15)**

FAILED 2-POINT CONVERSION ATTEMPT

Ravens: **11/30/15 - Ravens took a knee after time expired following a game-winning touchdown at Cle. (W, 33-27)**
 Opponent: **11/15/15 - Blake Bortles pass attempt to Allen Hurns failed vs. Jax. (L, 20-22)**
 Playoffs: 1/3/15 (WC) - Ben Roethlisberger pass attempt to Antonio Brown failed at Pit. (W, 30-17)

NO TURNOVERS

Ravens: **12/27/15 vs. Pit. (W, 20-17)**
 Playoffs: 1/20/13 (AFC) at NE (W, 28-13)
 Opponent: **1/3/16 at Cin. (L, 16-24)**

TOUCHDOWN DRIVE OF 10-OR-MORE PLAYS

Ravens: **12/27/15 - 15 plays, 75 yards in 7:07 vs. Pit. (W, 20-17)**
 Playoffs: 1/10/15 (Div.) - 11 plays, 79 yards in 6:00 at NE (L, 31-35)
 Opponent: **12/20/15 - 10 plays, 89 yards in 5:47 vs. KC (L, 14-34)**
 Playoffs: 1/10/15 (Div.) - 10 plays, 67 yards in 3:36 & 10 plays, 74 yards in 5:04 at NE (L, 31-35)

TOUCHDOWN DRIVE OF 15-OR-MORE PLAYS

Ravens: **12/27/15 - 15 plays, 75 yards in 7:07 vs. Pit. (W, 20-17)**
 Opponent: 10/14/12 - 18 plays, 80 yards in 4:09 vs. Dal. (W, 31-29)

TOUCHDOWN DRIVE OF 80-OR-MORE YARDS

Ravens: **11/30/15 - 12 plays, 80 yards in 6:46 at Cle. (W, 33-27)**
 Playoffs: 1/3/15 (WC) - 8 plays, 80 yards in 4:01 at Pit. (W, 30-17)
 Opponent: **1/3/16 - 8 plays, 81 yards in 3:06 at Cin. (L, 16-24)**
 Playoffs: 1/10/15 (Div.) - 9 plays, 80 yards in 3:34 at NE (L, 31-35)

TOUCHDOWN DRIVE OF 90-OR-MORE YARDS

Ravens: **10/11/15 - 9 plays, 90 yards in 4:26 vs. Cle. (L, 30-33 OT)**
 Playoffs: 1/20/13 (AFC) - 13 plays, 90 yards in 5:51 at NE (W, 28-13)
 Opponent: 10/19/14 - 10 plays, 90 yards in 2:45 vs. Atl. (W, 29-7)

TOUCHDOWN DRIVE OF 7-OR-MORE MINUTES

Ravens: **12/27/15 - 15 plays, 75 yards in 7:07 vs. Pit. (W, 20-17)**
 Opponent: **11/1/15 - 13 plays, 80 yards in 7:20 vs. SD (W, 29-26)**

TOUCHDOWN DRIVE OF 8-OR-MORE MINUTES

Ravens: 10/20/13 - 16 plays, 73 yards in 8:01 at Pit. (L, 16-19)
 Opponent: 10/14/12 - 14 plays, 80 yards in 8:05 vs. Dal. (W, 31-29)

500-OR-MORE TOTAL NET YARDS OF OFFENSE

Ravens: 12/23/12 - 533 vs. NYG (W, 33-14)
 Opponent: **10/11/15 - 505 vs. Cle. (L, 30-33 OT)**

400-OR-MORE TOTAL NET YARDS OF OFFENSE

Ravens: **10/18/15 - 420 at SF (L, 20-25)**
 Playoffs: 1/10/15 (Div.) - 428 at NE (L, 31-35)
 Opponent: **12/13/15 - 424 vs. Sea. (L, 6-35)**
 Playoffs: 1/10/15 (Div.) - 422 at NE (L, 31-35)

300-OR-MORE NET YARDS RUSHING BY TEAM

Ravens: 12/13/09 - 308 vs. Det. (W, 48-3)
 Opponent: Has never happened

200-OR-MORE NET YARDS RUSHING BY TEAM

Ravens: 11/24/14 - 215 at NO (W, 34-27)
 Opponent: 9/29/13 - 203 at Buf. (L, 20-23)

INDIVIDUAL 200-YARD RUSHING GAME

Ravens: 12/4/11 - Ray Rice, 204 at Cle. (W, 24-10)
 Opponent: Has never happened

INDIVIDUAL 150-YARD RUSHING GAME

Ravens: **10/1/15 - Justin Forsett, 150 at Pit. (W, 23-20 OT)**
 Opponent: 12/4/05 - Domanick (Davis) Williams, 155 vs. Hou. (W, 16-15)

THE LAST TIME IT HAPPENED – OFFENSIVE TOTALS

INDIVIDUAL 100-YARD RUSHING GAME

Ravens: **10/11/15 - Justin Forsett, 121 vs. Cle. (L, 30-33 OT)**
Playoffs: 1/10/15 (Div.) - Justin Forsett, 129 at NE (L, 31-35)
Opponent: **12/27/15 - DeAngelo Williams, 100 vs. Pit. (W, 20-17)**
Playoffs: 2/3/13 (SB) - Frank Gore, 110 at SF (W, 34-31)

TWO 100-YARD RUSHERS IN THE SAME GAME

Ravens: 12/23/12 - Bernard Pierce, 123 & Ray Rice, 107 vs. NYG (W, 33-14)
Opponent: Has never happened

CONSECUTIVE 100-YARD RUSHING GAMES

Ravens: **10/1-10/11/15 - Justin Forsett, 150 at Pit. (W, 23-20 OT) & Justin Forsett, 121 vs. Cle. (L, 30-33 OT)**
Playoffs: 1/6-1/12/13 - Bernard Pierce, 103 vs. Ind. (WC) (W, 24-9) & Ray Rice, 131 at Den. (Div.) (W, 38-35, 2OT)
Opponents: 12/9-12/16/12 - Alfred Morris, 129 at Was. (L, 28-31) & Knowshon Moreno, 118 vs. Den. (L, 17-34)

COMBINED 200 YARDS RUSHING BY TWO PLAYERS

Ravens: 11/24/14 - 210: Justin Forsett, 182 & Bernard Pierce, 28 at NO (W, 34-27)
Opponents: 10/5/97 - 215: Jerome Bettis, 137 & Kordell Stewart, 78 vs. Pit. (L, 34-42)

INDIVIDUAL WITH 30-OR-MORE CARRIES

Ravens: 12/19/10 - Ray Rice, 31 vs. NO (W, 30-24)
Playoffs: 1/12/13 (Div.) - Ray Rice, 30 at Den. (W, 38-35, 2OT)
Opponents: 10/7/12 - Jamaal Charles, 30 at KC (W, 9-6)

RUSHING PLAY OF 80-OR-MORE YARDS

Ravens: 12/20/08 - Le'Ron McClain, 82t yards at Dal. (W, 33-24)
Opponent: Has never happened

RUSHING PLAY OF 60-OR-MORE YARDS

Ravens: 12/23/12 - Bernard Pierce, 78 yards vs. NYG (W, 33-14)
Opponent: **10/26/15 - Chris Johnson, 62 yards at Ari. (L, 18-26)**

RUSHING PLAY OF 40-OR-MORE YARDS

Ravens: **10/11/15 - Javorius Allen, 44 vs. Cle. (L, 30-33 OT)**
Playoffs: 1/6/13 (WC) - Bernard Pierce, 43 yards vs. Ind. (W, 24-9)
Opponent: **10/26/15 - Chris Johnson, 62 yards at Ari. (L, 18-26)**
Playoffs: 1/9/11 (WC) - Jamaal Charles, 41t yards at KC (W, 30-7)

INDIVIDUAL WITH 3-OR-MORE RUSHING TOUCHDOWNS

Ravens: 10/30/11 - Ray Rice, 3 vs. Ari. (W, 30-27)
Opponent: 12/8/02 - Deuce McCallister, 3 vs. NO (L, 25-37)

INDIVIDUAL WITH 2-OR-MORE RUSHING TOUCHDOWNS

Ravens: **10/11/15 - Joe Flacco, 2 vs. Cle. (L, 30-33 OT)**
Opponent: **12/27/15 - DeAngelo Williams, 2 vs. Pit. (W, 20-17)**

400 NET YARDS PASSING BY TEAM

Ravens: 10/27/96 - 404 vs. STL (W, 37-31)
Opponent: **10/11/15 - 422 vs. Cle. (L, 30-33 OT)**
Playoffs: 1/10/15 (Div.) - 408 at NE (L, 31-35)

300 NET YARDS PASSING BY TEAM

Ravens: **11/15/15 - 308 vs. Jax. (L, 20-22)**
Playoffs: 1/12/13 (Div.) - 324 at Den. (W, 38-35, 2OT)
Opponent: **12/13/15 - 301 vs. Sea. (L, 6-35)**
Playoffs: 1/10/15 (Div.) - 408 at NE (L, 31-35)

INDIVIDUAL WITH 40-OR-MORE PASS ATTEMPTS

Ravens: **1/3/16 - Ryan Mallett, 56 at Cin. (L, 16-24)**
Playoffs: 1/10/15 (Div.) - Joe Flacco, 45 at NE (L, 31-35)
Opponent: **11/15/15 - Blake Bortles, 45 vs. Jax. (L, 20-22)**
Playoffs: 1/10/15 (Div.) - Tom Brady, 50 at NE (L, 31-35)

INDIVIDUAL WITH 35-OR-MORE PASS ATTEMPTS

Ravens: **1/3/16 - Ryan Mallett, 56 at Cin. (L, 16-24)**
Playoffs: 1/10/15 (Div.) - Joe Flacco, 45 at NE (L, 31-35)
Opponent: **11/30/15 - Josh McCown, 38 at Cle. (W, 33-27)**
Playoffs: 1/10/15 (Div.) - Tom Brady, 50 at NE (L, 31-35)

INDIVIDUAL WITH 25-OR-MORE PASS COMPLETIONS

Ravens: **1/3/16 - Ryan Mallett, 30 at Cin. (L, 16-24)**
Playoffs: 1/10/15 (Div.) - Joe Flacco, 28 at NE (L, 31-35)
Opponent: **11/1/15 - Philip Rivers, 28 vs. SD (W, 29-26)**
Playoffs: 1/10/15 (Div.) - Tom Brady, 33 at NE (L, 31-35)

INDIVIDUAL 400-YARD PASSING GAME

Ravens: 10/27/96 - Vinny Testaverde, 429 vs. STL (W, 37-31 OT)
Opponent: **10/11/15 - Josh McCown, 457 vs. Cle. (L, 30-33 OT)**

INDIVIDUAL 300-YARD PASSING GAME

Ravens: **12/6/15 - Matt Schaub, 308 at Mia. (L, 13-15)**
Playoffs: 1/12/13 (Div.) - Joe Flacco, 331 at Den. (W, 38-35, 2OT)
Opponent: **11/1/15 - Philip Rivers, 301 vs. SD (W, 29-26)**
Playoffs: 1/10/15 (Div.) - Tom Brady, 367 at NE (L, 31-35)

CONSECUTIVE 300-YARD PASSING GAMES

Ravens: **11/1-11/15/15 - Joe Flacco, 319 vs. SD (W, 29-26) & Joe Flacco, 316 vs. Jax. (L, 20-22)**
Opponent: **10/11-10/18/15 - Josh McCown, 457 vs. Cle. (L, 30-33 OT) & Colin Kaepernick, 340 at SF (L, 20-25)**
Playoffs: 1/3-1/10/15 - Ben Roethlisberger, 334 at Pit. (W, 30-17) & Tom Brady, 367 at NE (L, 31-35)

INDIVIDUAL WITH 5-OR-MORE TOUCHDOWN PASSES

Ravens: 10/12/14 - Joe Flacco, 5 at TB (W, 48-17)
Opponent: **12/13/15 - Russell Wilson, 5 vs. Sea. (L, 6-35)**

INDIVIDUAL WITH 4-OR-MORE TOUCHDOWN PASSES

Ravens: 10/12/14 - Joe Flacco, 5 at TB (W, 48-17)
Playoffs: 1/10/15 (Div.) - Joe Flacco, 4 at NE (L, 31-35)
Opponent: **12/13/15 - Russell Wilson, 5 vs. Sea. (L, 6-35)**

INDIVIDUAL WITH 3-OR-MORE TOUCHDOWN PASSES

Ravens: **11/15/15 - Joe Flacco, 3 vs. Jax. (L, 20-22)**
Playoffs: 1/10/15 (Div.) - Joe Flacco, 4 at NE (L, 31-35)
Opponent: **12/13/15 - Russell Wilson, 5 vs. Sea. (L, 6-35)**
Playoffs: 1/10/15 (Div.) - Tom Brady, 3 at NE (L, 31-35)

INDIVIDUAL WITH 10-OR-MORE RECEPTIONS

Ravens: **12/6/15 - Javorius Allen, 12 at Mia. (L, 13-15)**
Opponent: **9/27/15 - A.J. Green, 10 vs. Cin. (L, 24-28)**

INDIVIDUAL 200-YARD RECEIVING GAME

Ravens: 12/12/99 - Qadry Ismail, 258 at Pit. (W, 31-24)
Opponent: **9/27/15 - A.J. Green, 227 vs. Cin. (L, 24-28)**

INDIVIDUAL 150-YARD RECEIVING GAME

Ravens: **9/27/15 - Steve Smith Sr., 186 vs. Cin. (L, 24-28)**
Opponent: **9/27/15 - A.J. Green, 227 vs. Cin. (L, 24-28)**

INDIVIDUAL 100-YARD RECEIVING GAME

Ravens: **12/20/15 - Kamar Aiken, 128 vs. KC (L, 14-34)**
Playoffs: 1/3/15 (WC) - Steve Smith Sr., 101 at Pit. (W, 30-17)
Opponent: **12/13/15 - Tyler Lockett, 104 vs. Sea. (L, 6-35)**
Playoffs: 1/10/15 (Div.) - Rob Gronkowski, 108 at NE (L, 31-35)

TWO 100-YARD RECEIVERS IN THE SAME GAME

Ravens: 10/19/03 - Travis Taylor, 138 & Todd Heap, 129 at Cin. (L, 26-34)
Opponent: **9/20/15 - Michael Crabtree, 111 & Amari Cooper, 109 at Oak. (L, 33-37)**
Playoffs: 2/3/13 (SB) - Vernon Davis, 104 & Michael Crabtree, 109 at SF (W, 34-31)

THE LAST TIME IT HAPPENED – OFFENSIVE TOTALS

PASS PLAY OF 80-OR-MORE YARDS

Ravens: 9/7/14 - 80t yards, Joe Flacco to Steve Smith Sr. vs. Cin. (L, 16-23)
Opponent: 9/27/15 - 80t yards, Andy Dalton to A.J. Green vs. Cin. (L, 24-28)

PASS PLAY OF 60-OR-MORE YARDS

Ravens: 9/28/14 - 61t yards, Joe Flacco to Steve Smith Sr. vs. Car. (W, 38-10)
Playoffs: 1/12/13 (Div.) - 70t yards, Joe Flacco to Jacoby Jones at Den. (W, 38-35, 2OT)
Opponent: 11/1/15 - 70t yards, Philip Rivers to Malcom Floyd vs. SD (W, 29-26)

INDIVIDUAL WITH 4-OR-MORE TOUCHDOWN RECEPTIONS

Ravens: 11/23/03 - Marcus Robinson, 4 vs. Sea. (W, 44-41 OT)
Opponent: Has never happened

INDIVIDUAL WITH 3-OR-MORE TOUCHDOWN RECEPTIONS

Ravens: 9/25/11 - Torrey Smith, 3 at STL (W, 37-7)
Opponent: 12/13/15 - Doug Baldwin, 3 vs. Sea. (L, 6-35)

INDIVIDUAL WITH 2-OR-MORE TOUCHDOWN RECEPTIONS

Ravens: 9/27/15 - Steve Smith Sr., 2 vs. Cin. (L, 24-28)
Playoffs: 1/20/13 (AFC) - Anquan Boldin, 2 at NE (W, 28-13)
Opponent: 12/13/15 - Doug Baldwin, 3 vs. Sea. (L, 6-35)
Playoffs: 1/10/15 (Div.) - Danny Amendola, 2 at NE (L, 31-35)

NO SACKS ALLOWED

Ravens: 11/30/15 at Cle. (W, 33-27)
Playoffs: 1/10/15 (Div.) at NE (L, 31-35)
Opponent: 12/13/15 vs. Sea. (L, 6-35)
Playoffs: 1/20/13 (AFC) at NE (W, 28-13)

LED TEAM IN BOTH RUSHING & RECEIVING YARDS IN THE SAME GAME

Ravens: 12/6/15 - Javorius Allen (63 rushing, 107 receiving) at Mia. (L, 13-15)
Opponent: 11/13/11 - Marshawn Lynch (109 rushing, 58 receiving) at Sea. (L, 17-22)

100-YARD RUSHER & RECEIVER IN THE SAME GAME

Ravens: 10/12/14 - Justin Forsett (111 rushing) & Steve Smith Sr. (110 receiving) at TB (W, 48-17)
Playoffs: 1/6/13 (WC) - Bernard Pierce (103 rushing) & Anquan Boldin (145 receiving) vs. Ind. (W, 24-9)
Opponent: 10/13/13 - Eddie Lacy (120 rushing) & Jordy Nelson (113 receiving) vs. GB (L, 17-19)
Playoffs: 2/3/13 (SB) - Frank Gore (110 rushing) & Vernon Davis (104 receiving) & Michael Crabtree (109 receiving) at SF (W, 34-31)

100-YARD RUSHER, 100-YARD RECEIVER & 300-YARD PASSER IN THE SAME GAME

Ravens: 10/12/14 - Justin Forsett (111 rushing), Steve Smith Sr. (110 receiving) & Joe Flacco (306 passing) at TB (W, 48-17)
Opponent: 10/13/13 - Eddie Lacy (120 rushing), Jordy Nelson (113 receiving) & Aaron Rodgers (315 passing) vs. GB (L, 17-19)
Playoffs: 2/3/13 (SB) - Frank Gore (110 rushing), Vernon Davis (104 receiving) & Michael Crabtree (109 receiving) & Colin Kaepernick (302 passing) at SF (W, 34-31)

INDIVIDUAL WITH AT LEAST 1 RUSHING & 1 RECEIVING TOUCHDOWN IN THE SAME GAME

Ravens: 9/11/11 - Ray Rice (1 rushing, 1 receiving) vs. Pit. (W, 35-7)
Opponent: 12/9/07 - Joseph Addai (2 rushing, 1 receiving) vs. Ind. (L, 20-44)

INDIVIDUAL WITH AT LEAST 1 RUSHING TOUCHDOWN & 1 TOUCHDOWN PASS IN THE SAME GAME

Ravens: 11/1/15 - Joe Flacco (1 rushing, 1 passing) vs. SD (W, 29-26)
Opponent: 10/11/15 - Josh McCown (1 rushing, 2 passing) vs. Cle. (L, 30-33 OT)
Playoffs: 1/10/15 (Div.) - Tom Brady (1 rushing, 1 passing) at NE (L, 31-35)

THE LAST TIME IT HAPPENED – DEFENSIVE TOTALS

HELD OPPONENT UNDER 200 YARDS OF TOTAL OFFENSE

Ravens: 12/30/12 - 189 at Cin. (L, 17-23)
Opponent: 9/13/15 - 173 at Den. (L, 13-19)

HELD OPPONENT UNDER 300 YARDS OF TOTAL OFFENSE

Ravens: 1/3/16 - 292 at Cin. (L, 16-24)
Opponent: 10/26/15 - 276 at Ari. (L, 18-26)
Playoffs: 1/3/15 (WC) - 295 at Pit. (W, 30-17)

HELD OPPONENT UNDER 50 NET YARDS RUSHING

Ravens: 10/6/13 - 22 at Mia. (W, 26-23)
Opponent: 12/13/15 - 28 vs. Sea. (L, 6-35)
Playoffs: 1/10/15 (Div.) - 14 at NE (L, 31-35)

HELD OPPONENT UNDER 75 NET YARDS RUSHING

Ravens: 11/30/15 - 63 at Cle. (W, 33-27)
Playoffs: 1/3/15 (WC) - 68 at Pit. (W, 30-17)
Opponent: 1/3/16 - 59 at Cin. (L, 16-24)
Playoffs: 1/10/15 (Div.) - 14 at NE (L, 31-35)

HELD OPPONENT UNDER 100 NET YARDS RUSHING

Ravens: 11/30/15 - 63 at Cle. (W, 33-27)
Playoffs: 1/3/15 (WC) - 68 at Pit. (W, 30-17)
Opponent: 1/3/16 - 59 at Cin. (L, 16-24)
Playoffs: 1/10/15 (Div.) - 14 at NE (L, 31-35)

HELD OPPONENT UNDER 100 NET YARDS PASSING

Ravens: 12/6/15 - 82 at Mia. (L, 13-15)
Opponent: 12/26/10 - 97 at Cle. (W, 20-10)
Playoffs: 1/15/11 (Div.) - 91 at Pit. (L, 24-31)

HELD OPPONENT UNDER 150 NET YARDS PASSING

Ravens: 1/3/16 - 147 at Cin. (L, 16-24)
Opponent: 9/13/15 - 100 at Den. (L, 13-19)

INTERCEPTION RETURN FOR A TOUCHDOWN

Ravens: 9/13/15 - Jimmy Smith, 24 yards at Den. (L, 13-19)
Playoffs: 1/12/13 (Div.) - Corey Graham, 39 yards at Den. (W, 38-35, 2OT)
Opponent: 12/20/15 - Marcus Peters, 90 yards vs. KC (L, 14-34)

INDIVIDUAL WITH 3-OR-MORE INTERCEPTIONS

Ravens: Has Never Happened
Opponent: 11/18/01 - Anthony Henry, 3 vs. Cle. (L, 17-27)

INDIVIDUAL WITH 2-OR-MORE INTERCEPTIONS

Ravens: 11/24/13 - Corey Graham, 2 vs. NYJ (W, 19-3)
Playoffs: 1/12/13 (Div.) - Corey Graham, 2 at Den. (W, 38-35, 2OT)
Opponent: 12/20/15 - Marcus Peters, 2 vs. KC (L, 14-34)

FUMBLE RETURN FOR A TOUCHDOWN

Ravens: 9/27/15 - C.J. Mosley, 41 yards vs. Cin. (L, 24-28)
Opponent: 12/20/15 - Tyvon Branch, 73 yards vs. KC (L, 14-34)

9-OR-MORE SACKS BY TEAM

Ravens: 11/24/11 - 9 vs. SF (W, 16-6)
Opponent: Has Never Happened

8-OR-MORE SACKS BY TEAM

Ravens: 12/14/14 - 8 vs. Jax. (W, 20-12)
Opponent: Has Never Happened

7-OR-MORE SACKS BY TEAM

Ravens: 12/14/14 - 8 vs. Jax. (W, 20-12)
Opponent: 12/18/11 - 7 at SD (L, 14-34)

6-OR-MORE SACKS BY TEAM

Ravens: 12/14/14 - 8 vs. Jax. (W, 20-12)
Opponent: 12/18/11 - 7 at SD (L, 14-34)

5-OR-MORE SACKS BY TEAM

Ravens: 12/14/14 - 8 vs. Jax. (W, 20-12)
Playoffs: 1/3/15 (WC) - 5 at Pit. (W, 30-17)
Opponent: 10/1/15 - 5 at Pit. (W, 23-20 OT)

INDIVIDUAL WITH 4-OR-MORE SACKS

Ravens: 1/7/02 - Peter Boulware, 4 vs. Min. (W, 19-3)
Opponent: 12/18/11 - Antwan Barnes, 4 at SD (L, 14-34)

INDIVIDUAL WITH 3-OR-MORE SACKS

Ravens: 12/7/14 - Elvis Dumervil, 3.5 at Mia. (W, 28-13)
Opponents: 11/10/13 - Vincent Rey, 3 vs. Cin. (W, 20-17 OT)

INDIVIDUAL WITH 2-OR-MORE SACKS

Ravens: 12/20/15 - Za'Darius Smith, 2 vs. KC (L, 14-34)
Playoffs: 1/3/15 (WC) - Elvis Dumervil, 2 at Pit. (W, 30-17)
Opponents: 12/6/15 - Olivier Vernon, 2.5 at Mia. (L, 13-15)
Playoffs: 1/20/13 (AFC) - Rob Ninkovich, 2 at NE (W, 28-13)

THE LAST TIME IT HAPPENED – SPECIAL TEAMS TOTALS

KICKOFF RETURN FOR A TOUCHDOWN

Ravens: 11/2/14 - Jacoby Jones, 108 yards at Pit. (L, 23-43)
Playoffs: 2/3/13 (SB) - Jacoby Jones, 108 yards at SF (W, 34-31)
Opponent: 10/2/11 - Joe McKnight, 107 yards vs. NYJ (W, 34-17)
Playoffs: 1/12/13 (Div.) - Trindon Holliday, 104 yards at Den. (W, 38-35, 2OT)

KICKOFF RETURN FOR A TOUCHDOWN TO START A GAME

Ravens: Has Never Happened
Opponent: 11/7/04 - Richard Alston, 93 yards vs. Cle. (W, 27-13)

2 KICKOFF RETURN TOUCHDOWNS IN THE SAME GAME

Ravens: 12/13/98 - Corey Harris, 95 yards; Patrick Johnson, 97 yards vs. Min. (both in 1st quarter) (L, 28-38)
Opponent: Has never happened

PUNT RETURN FOR A TOUCHDOWN

Ravens: 11/30/15 - Kaelin Clay, 82 yards at Cle. (W, 33-27)
Opponent: 12/24/11 - Joshua Cribbs, 84 yards vs. Cle. (W, 20-14)
Playoffs: 1/12/13 (Div.) - Trindon Holliday, 90 yards at Den. (W, 38-35, 2OT)

2 PUNT RETURN TOUCHDOWNS IN THE SAME GAME

Ravens: 12/24/00 - Jermaine Lewis, 89 yards & 54 yards vs. NYJ (W, 34-20)
Opponent: Has never happened

BLOCKED PUNT RETURN FOR A TOUCHDOWN

Ravens: 12/14/14 - Kamar Aiken, 11 yards (Darian Stewart blocked Bryan Anger punt) vs. Jax. (W, 20-12)
Opponent: 9/13/09 - Jon McGraw, recovery in end zone (McGraw blocked Sam Koch punt) vs. KC (W, 38-24)

BLOCKED PUNT

Ravens: 10/26/15 - Asa Jackson blocked Drew Butler punt at Ari. (L, 18-26)
Opponent: 9/5/13 - David Bruton blocked Sam Koch punt at Den. (L, 27-49)
Playoffs: 1/3/15 (WC) - Shamarko Thomas blocked Sam Koch punt at Pit. (W, 30-17)

BLOCKED EXTRA POINT ATTEMPT

Ravens: 11/22/15 - Lawrence Guy blocked Greg Zuerlein attempt vs. STL (W, 16-13)
Opponent: 11/16/09 - Shaun Rogers blocked Steven Hauschka attempt at Cle. (W, 16-0)

MISSED (NOT BLOCKED) EXTRA POINT ATTEMPT

Ravens: 10/27/96 - Matt Stover vs. STL (W, 37-31 OT)
Opponent: 10/26/15 - Chandler Catanzaro at Ari. (L, 18-26)

BLOCKED FIELD GOAL

Ravens: 11/30/15 - Brent Urban blocked Travis Coons 51-yard attempt at Cle. (W, 33-27)
Opponent: 10/12/14 - William Gholston blocked Justin Tucker 64-yard attempt at TB (W, 48-17)

BLOCKED FIELD GOAL FOR A TOUCHDOWN

Ravens: 11/30/15 - Brent Urban blocked Travis Coons 51-yard attempt, recovered by Will Hill III for a 64-yard return at Cle. (W, 33-27)
Playoffs: 1/7/01 - Keith Washington blocked Al Del Greco 37-yard attempt, recovered by Anthony Mitchell for a 90-yard return at Ten. (W, 24-10)

INDIVIDUAL WITH 5-OR-MORE FIELD GOALS

Ravens: 11/1/15 - Justin Tucker, 5-for-5 vs. SD (W, 29-26)
Opponent: 12/21/14 - Randy Bullock, 6-for-6 at Hou. (L, 13-25)

INDIVIDUAL WITH 4-OR-MORE FIELD GOALS

Ravens: 11/1/15 - Justin Tucker, 5-for-5 vs. SD (W, 29-26)
Opponent: 10/18/15 - Phil Dawson, 4-for-4 at SF (L, 20-25)

SUCCESSFUL ONSIDE KICK

Ravens: 10/14/01 - Matt Stover kick recovered by Edgerton Hartwell at GB (L, 23-31)
Opponent: 12/14/14 - Josh Scobee kick recovered by Johnathan Cyprien vs. Jax. (W, 20-12)

FAILED ONSIDE KICK

Ravens: 1/3/16 - Justin Tucker kick travels 9 yards, recovered by Cedric Peerman for no gain at Cin. (L, 16-24)
Opponent: 11/24/14 - Shayne Graham kick travels 10 yards, recovered by Kamar Aiken for no gain at NO (W, 34-27)

REPLAY CHALLENGE TOTALS

RAVENS

| <u>Date</u> | <u>Opp.</u> | <u>Initial Ruling</u> | <u>Ruling</u> |
|-------------|-------------|--|---------------|
| 9/27/15 | vs. Cin. | J. Flacco pass short middle to J. Forsett to Cin. 43 for -7 yards (W. Gilberry) | Reversed |
| 9/27/15 | vs. Cin. | A. Dalton scrambles right end to Cin. 32 for 4 yards (L. Webb) | Upheld |
| 10/11/15 | vs. Cle. | J. McCown pass short right to D. Johnson to BLT 33 for 33 yards (J. Smith) | Reversed |
| 10/11/15 | vs. Cle. | J. McCown pass short right to B. Hartline ran out of bounds at BLT 41 for 11 yards | Reversed |
| 10/18/15 | at SF | C. Kaepernick pass deep left to A. Boldin to BLT 25 for 51 yards (J. Smith) | Upheld |
| 11/1/15 | vs. SD | J. Flacco pass incomplete deep left to C. Gillmore | Upheld |
| 11/22/15 | vs. STL | C. Keenum pass incomplete deep left to J. Cook | Upheld |
| 11/30/15 | at Cle. | M. Schaub scrambles right guard to BLT 24 for 1 yard (D. Whitner). | Upheld |

TOTALS **3-for-8 (37.5%)**

OPPONENTS

| <u>Date</u> | <u>Opp.</u> | <u>Initial Ruling</u> | <u>Ruling</u> |
|-------------|-------------|--|---------------|
| 10/11/15 | vs. Cle. | J. McCown pass incomplete deep right to T. Benjamin | Upheld |
| 10/26/15 | at Ari. | S. Koch punts 39 yards to ARZ 1, Center-M. Cox, downed by BLT-C.Mosley | Upheld |
| 11/22/15 | vs. STL | J. Flacco pass short right to J. Butler pushed ob at SL 33 for 6 yards (R. McLeod) | Reversed |
| 1/3/16 | at Cin. | R. Mallett pass short left to M. Williams to CIN 46 for 4 yards (R. Maualuga) | Upheld |
| 1/3/16 | at Cin. | R. Mallett deep right to M. Williams to CIN 24 for 21 yards (D. Kirkpatrick) | Reversed |

TOTALS **2-for-5 (40.0%)**

REPLAY ASSISTANT

Last two minutes of the half and overtime and any touchdown scoring play or turnover

| <u>Date</u> | <u>Opp.</u> | <u>Initial Ruling</u> | <u>Ruling</u> |
|-------------|-------------|---|---------------|
| 9/20/15 | at Oak. | J. Flacco pass incomplete deep left to S. Smith. | Reversed |
| 9/27/15 | vs. Cin. | A. Dalton pass short left to T. Eifert for 2 yards, TOUCHDOWN. | Upheld |
| 10/26/15 | at Ari. | D. Butler punts 55 yards to BLT 16, Center-M.Leach. J. Ross to BLT 24 for 8 yards (J. Bethel). FUMBLES (J. Bethel), RECOVERED by ARZ-J. Bethel at BLT 25. J. Bethel to BLT 25 for no gain (J. Ross). | Upheld |
| 11/22/15 | vs. STL | C. Keenum pass deep left to L. Kendricks for 30 yards, TOUCHDOWN. | Upheld |
| 12/27/15 | vs. Pit. | B. Roethlisberger pass deep left to A. Brown for 16 yards, TOUCHDOWN. | Reversed |
| 1/3/16 | at Cin. | R. Mallett pass short left to J. Butler for 32 yards, TOUCHDOWN (V. Burfict). | Reversed |

TOTALS **4-for-6 (66.7%)**

HARBAUGH CAREER CHALLENGE TOTALS

REGULAR SEASON

| <u>Year</u> | <u>No.</u> | <u>Reversed</u> | <u>Upheld</u> | <u>Pct.</u> |
|--------------|------------|-----------------|---------------|-------------|
| 2008 | 6 | 3 | 3 | 50.0 |
| 2009 | 11 | 6 | 5 | 54.5 |
| 2010 | 9 | 1 | 8 | 11.1 |
| 2011 | 12 | 8 | 4 | 66.7 |
| 2012 | 6 | 3 | 3 | 50.0 |
| 2013 | 12 | 7 | 5 | 58.3 |
| 2014 | 8 | 1 | 7 | 12.5 |
| 2015 | 8 | 3 | 5 | 37.5 |
| Total | 72 | 32 | 40 | 44.4 |

POSTSEASON

| <u>Year</u> | <u>No.</u> | <u>Reversed</u> | <u>Upheld</u> | <u>Pct.</u> |
|--------------|------------|-----------------|---------------|-------------|
| 2008 | 3 | 2 | 1 | 66.7 |
| 2009 | 2 | 1 | 1 | 50.0 |
| 2010 | 0 | 0 | 0 | 0.0 |
| 2011 | 1 | 0 | 1 | 0.0 |
| 2012 | 1 | 0 | 1 | 0.0 |
| 2013 | – | – | – | – |
| 2014 | 1 | 1 | 0 | 100.0 |
| 2015 | – | – | – | – |
| Total | 8 | 4 | 4 | 50.0 |

Ball Possession And Drive Chart

Baltimore Ravens

| # | Time Recd | Time Lost | Time Poss | How Ball Obtained | Drive Began | # Play | Yds Gain | Yds Pen | Net Yds | 1st Down | Last Scrm | How Given Up |
|----|-----------|-----------|-----------|-------------------|-------------|--------|----------|---------|---------|----------|-----------|--------------|
| 1 | 12:21 | 8:51 | 3:30 | Punt | BLT 17 | 6 | 18 | 0 | 18 | 1 | BLT 35 | Punt |
| 2 | 4:40 | 1:49 | 2:51 | Punt | BLT 22 | 9 | 37 | -5 | 32 | 2 | CIN 46 | Punt |
| 3 | 0:10 | 12:56 | 2:14 | Punt | CIN 48 | 7 | 38 | 0 | 38 | 2 | * CIN 10 | Field Goal |
| 4 | 9:19 | 4:55 | 4:24 | Punt | BLT 35 | 10 | 33 | 0 | 33 | 2 | CIN 32 | Field Goal |
| 5 | 1:49 | 0:00 | 1:49 | Kickoff | BLT 14 | 10 | 55 | 0 | 55 | 3 | CIN 31 | Field Goal |
| 6 | 15:00 | 13:56 | 1:04 | Kickoff | BLT 18 | 3 | 13 | 0 | 13 | 1 | BLT 31 | Interception |
| 7 | 11:22 | 9:07 | 2:15 | Kickoff | BLT 37 | 7 | 21 | 4 | 25 | 1 | CIN 38 | Downs |
| 8 | 6:55 | 3:04 | 3:51 | Kickoff | BLT 26 | 9 | 26 | 0 | 26 | 2 | CIN 48 | Punt |
| 9 | 0:32 | 11:57 | 3:35 | Punt | CIN 49 | 7 | 27 | -5 | 22 | 1 | CIN 27 | Downs |
| 10 | 9:37 | 8:33 | 1:04 | Punt | BLT 5 | 3 | 0 | 11 | 11 | 1 | BLT 16 | Punt |
| 11 | 4:06 | 1:47 | 2:19 | Kickoff | BLT 25 | 8 | 73 | 2 | 75 | 6 | * CIN 2 | Touchdown |
| 12 | 0:41 | 0:24 | 0:17 | Punt | BLT 9 | 2 | 0 | 0 | 0 | 0 | BLT 9 | Interception |

(311) Average BLT 26

Cincinnati Bengals

| # | Time Recd | Time Lost | Time Poss | How Ball Obtained | Drive Began | # Play | Yds Gain | Yds Pen | Net Yds | 1st Down | Last Scrm | How Given Up |
|----|-----------|-----------|-----------|-------------------|-------------|--------|----------|---------|---------|----------|-----------|--------------|
| 1 | 15:00 | 12:21 | 2:39 | Kickoff | CIN 20 | 5 | 23 | -5 | 18 | 1 | CIN 38 | Punt |
| 2 | 8:51 | 4:40 | 4:11 | Punt | CIN 17 | 7 | 32 | -10 | 22 | 2 | CIN 39 | Punt |
| 3 | 1:49 | 0:10 | 1:39 | Punt | CIN 4 | 3 | 6 | 0 | 6 | 0 | CIN 10 | Punt |
| 4 | 12:56 | 9:19 | 3:37 | Kickoff | CIN 20 | 6 | 37 | -25 | 12 | 2 | CIN 32 | Punt |
| 5 | 4:55 | 1:49 | 3:06 | Kickoff | CIN 19 | 8 | 58 | 23 | 81 | 5 | BLT 22 | Touchdown |
| 6 | 13:56 | 11:22 | 2:34 | Interception | BLT 33 | 5 | 33 | 0 | 33 | 3 | * BLT 5 | Touchdown |
| 7 | 9:07 | 6:55 | 2:12 | Downs | CIN 38 | 6 | 62 | 0 | 62 | 2 | BLT 38 | Touchdown |
| 8 | 3:04 | 0:32 | 2:32 | Punt | CIN 6 | 3 | 5 | -5 | 0 | 0 | CIN 6 | Punt |
| 9 | 11:57 | 9:37 | 2:20 | Downs | CIN 28 | 3 | 9 | 0 | 9 | 0 | CIN 37 | Punt |
| 10 | 8:33 | 4:06 | 4:27 | Punt | CIN 46 | 8 | 26 | -5 | 21 | 2 | BLT 33 | Field Goal |
| 11 | 1:47 | 0:41 | 1:06 | Kickoff | BLT 44 | 3 | 3 | -5 | -2 | 0 | BLT 46 | Punt |
| 12 | 0:24 | 0:00 | 0:24 | Interception | BLT 15 | 1 | -2 | 0 | -2 | 0 | * BLT 15 | End of Game |

(406) Average CIN 34

* inside opponent's 20

Time of Possession by Quarter

| Visitor | 1st | 2nd | 3rd | 4th | OT | Total |
|--------------------|------|------|------|------|----|-------|
| Baltimore Ravens | 6:31 | 8:17 | 7:42 | 6:43 | | 29:13 |
| Cincinnati Bengals | 8:29 | 6:43 | 7:18 | 8:17 | | 30:47 |

Kickoff Drive No.-Start Average

Ravens: 5 - BLT 24

Bengals: 3 - CIN 20

Ball Possession And Drive Chart

Pittsburgh Steelers

| # | Time Recd | Time Lost | Time Poss | How Ball Obtained | Drive Began | # Play | Yds Gain | Yds Pen | Net Yds | 1st Down | Last Scrm | How Given Up |
|----|-----------|-----------|-----------|-------------------|-------------|--------|----------|---------|---------|----------|-----------|--------------|
| 1 | 15:00 | 11:00 | 4:00 | Kickoff | PIT 20 | 7 | 55 | 0 | 55 | 2 | BLT 25 | Downs |
| 2 | 3:53 | 14:48 | 4:05 | Kickoff | PIT 20 | 10 | 64 | 0 | 64 | 3 | * BLT 16 | Field Goal |
| 3 | 10:01 | 7:02 | 2:59 | Kickoff | PIT 20 | 5 | 4 | 0 | 4 | 1 | PIT 24 | Punt |
| 4 | 5:36 | 4:38 | 0:58 | Punt | PIT 17 | 3 | 20 | 0 | 20 | 1 | PIT 37 | Interception |
| 5 | 1:17 | 0:30 | 0:47 | Kickoff | PIT 20 | 3 | 9 | -5 | 4 | 0 | PIT 24 | Punt |
| 6 | 14:19 | 11:18 | 3:01 | Punt | PIT 21 | 6 | 26 | 53 | 79 | 5 | * BLT 1 | Touchdown |
| 7 | 9:16 | 7:11 | 2:05 | Punt | PIT 23 | 4 | 18 | 0 | 18 | 1 | PIT 41 | Punt |
| 8 | 0:28 | 12:55 | 2:33 | Punt | PIT 9 | 5 | 29 | 0 | 29 | 2 | PIT 38 | Interception |
| 9 | 10:35 | 6:33 | 4:02 | Kickoff | PIT 20 | 8 | 73 | 7 | 80 | 5 | * BLT 2 | Touchdown |
| 10 | 2:55 | 1:49 | 1:06 | Punt | PIT 20 | 6 | 17 | 0 | 17 | 1 | PIT 37 | Downs |
| 11 | 0:04 | 0:00 | 0:04 | Punt | PIT 20 | 1 | -7 | 0 | -7 | 0 | PIT 20 | Fumble |

(210) Average PIT 19

Baltimore Ravens

| # | Time Recd | Time Lost | Time Poss | How Ball Obtained | Drive Began | # Play | Yds Gain | Yds Pen | Net Yds | 1st Down | Last Scrm | How Given Up |
|----|-----------|-----------|-----------|-------------------|-------------|--------|----------|---------|---------|----------|-----------|--------------|
| 1 | 11:00 | 3:53 | 7:07 | Downs | BLT 25 | 15 | 85 | -10 | 75 | 6 | * PIT 8 | Touchdown |
| 2 | 14:48 | 10:01 | 4:47 | Kickoff | BLT 20 | 11 | 61 | 0 | 61 | 4 | * PIT 19 | Field Goal |
| 3 | 7:02 | 5:36 | 1:26 | Punt | BLT 33 | 3 | 12 | -5 | 7 | 0 | BLT 40 | Punt |
| 4 | 4:38 | 1:17 | 3:21 | Interception | BLT 44 | 7 | 34 | -10 | 24 | 1 | PIT 32 | Field Goal |
| 5 | 0:30 | 0:00 | 0:30 | Punt | BLT 33 | 6 | 21 | -5 | 16 | 2 | BLT 49 | End of Half |
| 6 | 15:00 | 14:19 | 0:41 | Kickoff | BLT 32 | 3 | 10 | -5 | 5 | 0 | BLT 37 | Punt |
| 7 | 11:18 | 9:16 | 2:02 | Kickoff | BLT 35 | 5 | 7 | 0 | 7 | 1 | BLT 42 | Punt |
| 8 | 7:11 | 0:28 | 6:43 | Punt | BLT 13 | 12 | 45 | 0 | 45 | 3 | PIT 42 | Punt |
| 9 | 12:55 | 10:35 | 2:20 | Interception | BLT 42 | 5 | 79 | -21 | 58 | 3 | * PIT 3 | Touchdown |
| 10 | 6:33 | 2:55 | 3:38 | Kickoff | BLT 24 | 5 | 32 | 0 | 32 | 2 | PIT 44 | Punt |
| 11 | 1:49 | 0:04 | 1:45 | Downs | PIT 37 | 3 | 0 | 0 | 0 | 0 | PIT 37 | Punt |

(364) Average BLT 33

* inside opponent's 20

Time of Possession by Quarter

| | 1st | 2nd | 3rd | 4th | OT | Total |
|-----------------------------|------|-------|------|------|----|-------|
| Visitor Pittsburgh Steelers | 7:53 | 4:56 | 5:34 | 7:17 | | 25:40 |
| Home Baltimore Ravens | 7:07 | 10:04 | 9:26 | 7:43 | | 34:20 |

Kickoff Drive No.-Start Average

Steelers: 5 - PIT 20

Ravens: 4 - BLT 28

Kansas City Chiefs vs Baltimore Ravens
12/20/2015 at M&T Bank Stadium

Ball Possession And Drive Chart

Kansas City Chiefs

| # | Time Recd | Time Lost | Time Poss | How Ball Obtained | Drive Began | # Play | Yds Gain | Yds Pen | Net Yds | 1st Down | Last Scrm | How Given Up |
|----|-----------|-----------|-----------|-------------------|-------------|--------|----------|---------|---------|----------|-----------|--------------|
| 1 | 15:00 | 9:13 | 5:47 | Kickoff | KC 11 | 10 | 74 | 15 | 89 | 4 | BLT 38 | Touchdown |
| 2 | 6:30 | 4:56 | 1:34 | Kickoff | KC 20 | 3 | 2 | -5 | -3 | 0 | KC 17 | Punt |
| 3 | 1:17 | 14:56 | 1:21 | Downs | BLT 24 | 3 | 24 | 0 | 24 | 2 | * BLT 13 | Touchdown |
| 4 | 9:37 | 6:04 | 3:33 | Punt | KC 15 | 6 | 35 | 0 | 35 | 1 | KC 50 | Punt |
| 5 | 4:06 | 0:50 | 3:16 | Punt | KC 36 | 8 | 29 | 0 | 29 | 2 | BLT 35 | Field Goal |
| 6 | 13:23 | 11:13 | 2:10 | Punt | KC 48 | 3 | 4 | 0 | 4 | 0 | BLT 48 | Punt |
| 7 | 5:57 | 2:07 | 3:50 | Punt | KC 7 | 6 | 17 | 0 | 17 | 1 | KC 24 | Punt |
| 8 | 0:26 | 6:45 | 8:41 | Punt | KC 5 | 14 | 86 | -5 | 81 | 5 | * BLT 14 | Field Goal |
| 9 | 2:50 | 1:40 | 1:10 | Interception | KC 20 | 3 | 8 | 0 | 8 | 0 | KC 28 | Punt |
| 10 | 0:57 | 0:00 | 0:57 | Downs | BLT 41 | 2 | -2 | 0 | -2 | 0 | BLT 42 | End of Game |

(297) Average KC 30

Baltimore Ravens

| # | Time Recd | Time Lost | Time Poss | How Ball Obtained | Drive Began | # Play | Yds Gain | Yds Pen | Net Yds | 1st Down | Last Scrm | How Given Up |
|----|-----------|-----------|-----------|-------------------|-------------|--------|----------|---------|---------|----------|-----------|--------------|
| 1 | 9:13 | 6:30 | 2:43 | Kickoff | KC 45 | 6 | 45 | 0 | 45 | 3 | * KC 1 | Touchdown |
| 2 | 4:56 | 2:49 | 2:07 | Punt | BLT 37 | 5 | 36 | 0 | 36 | 2 | KC 30 | Fumble |
| 3 | 2:49 | 1:17 | 1:32 | Kickoff | BLT 16 | 4 | 13 | -5 | 8 | 0 | BLT 17 | Downs |
| 4 | 14:56 | 9:37 | 5:19 | Kickoff | BLT 22 | 8 | 23 | -10 | 13 | 2 | BLT 35 | Punt |
| 5 | 6:04 | 4:06 | 1:58 | Punt | BLT 14 | 3 | 7 | 0 | 7 | 0 | BLT 21 | Punt |
| 6 | 0:50 | 0:00 | 0:50 | Kickoff | BLT 28 | 5 | 57 | 15 | 72 | 2 | KC 48 | Touchdown |
| 7 | 15:00 | 13:23 | 1:37 | Kickoff | BLT 8 | 3 | 9 | 0 | 9 | 0 | BLT 17 | Punt |
| 8 | 11:13 | 5:57 | 5:16 | Punt | BLT 16 | 9 | 38 | -15 | 23 | 2 | BLT 39 | Punt |
| 9 | 2:07 | 0:26 | 1:41 | Punt | BLT 19 | 4 | 41 | 0 | 41 | 1 | KC 40 | Punt |
| 10 | 6:45 | 4:36 | 2:09 | Kickoff | BLT 22 | 7 | 62 | 0 | 62 | 4 | * KC 16 | Interception |
| 11 | 4:36 | 2:50 | 1:46 | Kickoff | BLT 20 | 9 | 32 | 0 | 32 | 3 | KC 48 | Interception |
| 12 | 1:40 | 0:57 | 0:43 | Punt | BLT 38 | 4 | 3 | 0 | 3 | 0 | BLT 41 | Downs |

(295) Average BLT 25

*** inside opponent's 20**

| Time of Possession by Quarter | | 1st | 2nd | 3rd | 4th | OT | Total |
|--|--------------------|-------------------|------|--------------------|-------|----|-------|
| Visitor | Kansas City Chiefs | 8:38 | 6:53 | 6:26 | 10:22 | | 32:19 |
| Home | Baltimore Ravens | 6:22 | 8:07 | 8:34 | 4:38 | | 27:41 |
| Kickoff Drive No.-Start Average | | Chiefs: 2 - KC 16 | | Ravens: 7 - BLT 24 | | | |

Seattle Seahawks vs Baltimore Ravens
12/13/2015 at M&T Bank Stadium

Ball Possession And Drive Chart

Seattle Seahawks

| # | Time Recd | Time Lost | Time Poss | How Ball Obtained | Drive Began | # Play | Yds Gain | Yds Pen | Net Yds | 1st Down | Last Scrm | How Given Up |
|----|-----------|-----------|-----------|-------------------|-------------|--------|----------|---------|---------|----------|-----------|--------------|
| 1 | 11:26 | 5:08 | 6:18 | Punt | SEA 20 | 11 | 80 | 0 | 80 | 6 | * BLT 8 | Touchdown |
| 2 | 2:14 | 1:10 | 1:04 | Punt | SEA 5 | 3 | 0 | 0 | 0 | 0 | SEA 5 | Punt |
| 3 | 13:39 | 8:31 | 5:08 | Kickoff | SEA 20 | 10 | 58 | 15 | 73 | 4 | * BLT 5 | Fumble |
| 4 | 3:58 | 1:00 | 2:58 | Punt | SEA 15 | 8 | 31 | 0 | 31 | 2 | SEA 46 | Punt |
| 5 | 0:47 | 0:38 | 0:09 | Fumble | BLT 14 | 2 | 14 | 0 | 14 | 1 | * BLT 14 | Touchdown |
| 6 | 15:00 | 8:54 | 6:06 | Kickoff | SEA 20 | 11 | 77 | 3 | 80 | 6 | * BLT 22 | Touchdown |
| 7 | 4:54 | 14:53 | 5:01 | Punt | SEA 14 | 9 | 86 | 0 | 86 | 4 | BLT 49 | Touchdown |
| 8 | 13:54 | 12:02 | 1:52 | Punt | SEA 23 | 3 | 9 | -5 | 4 | 0 | SEA 27 | Punt |
| 9 | 11:16 | 8:55 | 2:21 | Interception | BLT 38 | 4 | 38 | 0 | 38 | 2 | * BLT 16 | Touchdown |
| 10 | 4:46 | 0:00 | 4:46 | Downs | SEA 10 | 8 | 31 | 15 | 46 | 3 | BLT 43 | End of Game |

(275) Average SEA 28

Baltimore Ravens

| # | Time Recd | Time Lost | Time Poss | How Ball Obtained | Drive Began | # Play | Yds Gain | Yds Pen | Net Yds | 1st Down | Last Scrm | How Given Up |
|----|-----------|-----------|-----------|-------------------|-------------|--------|----------|---------|---------|----------|-----------|--------------|
| 1 | 15:00 | 11:26 | 3:34 | Kickoff | BLT 20 | 7 | 29 | 10 | 39 | 2 | SEA 41 | Punt |
| 2 | 5:08 | 2:14 | 2:54 | Kickoff | BLT 20 | 5 | 19 | 0 | 19 | 1 | BLT 39 | Punt |
| 3 | 1:10 | 13:39 | 2:31 | Punt | SEA 42 | 5 | 32 | 0 | 32 | 1 | * SEA 10 | Field Goal |
| 4 | 8:31 | 3:58 | 4:33 | Fumble | BLT 7 | 8 | 50 | -6 | 44 | 2 | SEA 49 | Punt |
| 5 | 1:00 | 0:47 | 0:13 | Punt | BLT 23 | 2 | -4 | -5 | -9 | 0 | BLT 18 | Fumble |
| 6 | 0:38 | 0:00 | 0:38 | Kickoff | BLT 20 | 5 | 56 | 12 | 68 | 3 | * SEA 12 | Field Goal |
| 7 | 8:54 | 4:54 | 4:00 | Kickoff | BLT 20 | 8 | 23 | 0 | 23 | 2 | BLT 43 | Punt |
| 8 | 14:53 | 13:54 | 0:59 | Kickoff | BLT 20 | 3 | 5 | 0 | 5 | 0 | BLT 25 | Punt |
| 9 | 12:02 | 11:16 | 0:46 | Punt | BLT 34 | 2 | 12 | -10 | 2 | 1 | BLT 36 | Interception |
| 10 | 8:55 | 4:46 | 4:09 | Kickoff | BLT 20 | 12 | 80 | -10 | 70 | 4 | * SEA 10 | Downs |

(242) Average BLT 24

* inside opponent's 20

| Time of Possession by Quarter | | 1st | 2nd | 3rd | 4th | OT | Total |
|-------------------------------|------------------|------|------|-------|------|----|-------|
| Visitor | Seattle Seahawks | 7:22 | 8:15 | 11:00 | 9:06 | | 35:43 |
| Home | Baltimore Ravens | 7:38 | 6:45 | 4:00 | 5:54 | | 24:17 |

Kickoff Drive No.-Start Average

Seahawks: 2 - SEA 20

Ravens: 6 - BLT 20

Ball Possession And Drive Chart

Baltimore Ravens

| # | Time Recd | Time Lost | Time Poss | How Ball Obtained | Drive Began | # Play | Yds Gain | Yds Pen | Net Yds | 1st Down | Last Scrm | How Given Up |
|----|-----------|-----------|-----------|-------------------|-------------|--------|----------|---------|---------|----------|-----------|--------------|
| 1 | 13:04 | 12:02 | 1:02 | Punt | BLT 29 | 3 | 4 | 0 | 4 | 0 | BLT 33 | Punt |
| 2 | 8:59 | 3:00 | 5:59 | Punt | BLT 14 | 9 | 31 | -5 | 26 | 3 | BLT 40 | Punt |
| 3 | 0:31 | 6:44 | 8:47 | Punt | BLT 18 | 15 | 75 | 5 | 80 | 5 | * MIA 2 | Downs |
| 4 | 3:01 | 1:54 | 1:07 | Punt | BLT 25 | 4 | 11 | 0 | 11 | 1 | BLT 36 | Interception |
| 5 | 1:47 | 1:27 | 0:20 | Kickoff | BLT 20 | 3 | 17 | 0 | 17 | 1 | BLT 37 | Interception |
| 6 | 1:27 | 0:29 | 0:58 | Kickoff | BLT 20 | 7 | 60 | 0 | 60 | 2 | MIA 20 | Field Goal |
| 7 | 15:00 | 11:44 | 3:16 | Kickoff | BLT 22 | 6 | 78 | 0 | 78 | 4 | MIA 41 | Touchdown |
| 8 | 10:15 | 7:49 | 2:26 | Punt | BLT 16 | 3 | -1 | 0 | -1 | 0 | BLT 15 | Punt |
| 9 | 5:35 | 3:20 | 2:15 | Punt | BLT 35 | 3 | 7 | 0 | 7 | 0 | BLT 42 | Punt |
| 10 | 0:45 | 10:17 | 5:28 | Punt | BLT 40 | 10 | 47 | 0 | 47 | 3 | * MIA 13 | Field Goal |
| 11 | 9:05 | 4:29 | 4:36 | Punt | BLT 28 | 7 | 23 | -10 | 13 | 2 | BLT 41 | Punt |
| 12 | 4:17 | 2:42 | 1:35 | Fumble | MIA 41 | 4 | 4 | 0 | 4 | 0 | MIA 37 | Missed FG |
| 13 | 0:20 | 0:00 | 0:20 | Punt | BLT 20 | 4 | 19 | 0 | 19 | 1 | BLT 39 | End of Game |

(346) Average BLT 27

Miami Dolphins

| # | Time Recd | Time Lost | Time Poss | How Ball Obtained | Drive Began | # Play | Yds Gain | Yds Pen | Net Yds | 1st Down | Last Scrm | How Given Up |
|----|-----------|-----------|-----------|-------------------|-------------|--------|----------|---------|---------|----------|-----------|--------------|
| 1 | 15:00 | 13:04 | 1:56 | Kickoff | MIA 20 | 3 | 9 | 0 | 9 | 0 | MIA 29 | Punt |
| 2 | 12:02 | 8:59 | 3:03 | Punt | MIA 15 | 8 | 33 | 0 | 33 | 2 | MIA 48 | Punt |
| 3 | 3:00 | 0:31 | 2:29 | Punt | MIA 20 | 7 | 32 | 0 | 32 | 2 | BLT 48 | Punt |
| 4 | 6:44 | 3:01 | 3:43 | Downs | MIA 2 | 6 | 44 | -5 | 39 | 1 | MIA 41 | Punt |
| 5 | 1:54 | 1:47 | 0:07 | Interception | BLT 38 | 1 | 38 | 0 | 38 | 1 | BLT 38 | Touchdown |
| 6 | 0:29 | 0:00 | 0:29 | Kickoff | MIA 21 | 1 | 2 | 0 | 2 | 0 | MIA 21 | End of Half |
| 7 | 11:44 | 10:15 | 1:29 | Kickoff | MIA 20 | 3 | 1 | 0 | 1 | 0 | MIA 21 | Punt |
| 8 | 7:49 | 5:35 | 2:14 | Punt | MIA 20 | 4 | 18 | 0 | 18 | 1 | MIA 38 | Punt |
| 9 | 3:20 | 0:45 | 2:35 | Punt | MIA 12 | 3 | 7 | -6 | 1 | 0 | MIA 13 | Punt |
| 10 | 10:17 | 9:05 | 1:12 | Kickoff | MIA 15 | 3 | -1 | 0 | -1 | 0 | MIA 14 | Punt |
| 11 | 4:29 | 4:17 | 0:12 | Punt | MIA 20 | 1 | 17 | 0 | 17 | 0 | MIA 20 | Fumble |
| 12 | 2:42 | 0:20 | 2:22 | Missed FG | MIA 45 | 6 | 19 | 0 | 19 | 1 | BLT 36 | Punt |

(272) Average MIA 23

* inside opponent's 20

Time of Possession by Quarter

| Visitor | 1st | 2nd | 3rd | 4th | OT | Total |
|---------------------|------|-------|------|-------|----|-------|
| Baltimore Ravens | 7:32 | 10:41 | 8:42 | 11:14 | | 38:09 |
| Home Miami Dolphins | 7:28 | 4:19 | 6:18 | 3:46 | | 21:51 |

Kickoff Drive No.-Start Average

Ravens: 3 - BLT 21

Dolphins: 4 - MIA 19

Baltimore Ravens vs Cleveland Browns
11/30/2015 at FirstEnergy Stadium

Ball Possession And Drive Chart

Baltimore Ravens

| # | Time Recd | Time Lost | Time Poss | How Ball Obtained | Drive Began | # Play | Yds Gain | Yds Pen | Net Yds | 1st Down | Last Scrm | How Given Up |
|----|-----------|-----------|-----------|-------------------|-------------|--------|----------|---------|---------|----------|-----------|--------------|
| 1 | 15:00 | 12:29 | 2:31 | Kickoff | BLT 25 | 5 | 20 | 0 | 20 | 1 | BLT 45 | Punt |
| 2 | 7:33 | 4:22 | 3:11 | Punt | BLT 30 | 7 | 39 | 0 | 39 | 2 | CLV 31 | Field Goal |
| 3 | 11:27 | 9:58 | 1:29 | Kickoff | BLT 40 | 3 | 60 | 0 | 60 | 2 | * CLV 13 | Touchdown |
| 4 | 4:36 | 2:38 | 1:58 | Kickoff | BLT 21 | 3 | 6 | 0 | 6 | 0 | BLT 27 | Punt |
| 5 | 0:03 | 0:00 | 0:03 | Kickoff | | 0 | 0 | 0 | 0 | 0 | | End of Half |
| 6 | 13:18 | 12:16 | 1:02 | Punt | BLT 36 | 3 | 3 | 0 | 3 | 0 | BLT 39 | Interception |
| 7 | 12:16 | 5:30 | 6:46 | Kickoff | BLT 20 | 12 | 80 | 0 | 80 | 5 | * CLV 15 | Touchdown |
| 8 | 2:12 | 9:05 | 8:07 | Punt | BLT 1 | 17 | 97 | -15 | 82 | 5 | * CLV 17 | Field Goal |
| 9 | 8:13 | 4:20 | 3:53 | Punt | BLT 17 | 5 | 22 | -10 | 12 | 1 | BLT 29 | Punt |
| 10 | 1:47 | 1:23 | 0:24 | Kickoff | BLT 20 | 3 | 9 | -5 | 4 | 0 | BLT 24 | Punt |
| 11 | 0:56 | 0:50 | 0:06 | Punt | BLT 38 | 1 | 0 | 0 | 0 | 0 | BLT 38 | Interception |

(248) Average BLT 25

Cleveland Browns

| # | Time Recd | Time Lost | Time Poss | How Ball Obtained | Drive Began | # Play | Yds Gain | Yds Pen | Net Yds | 1st Down | Last Scrm | How Given Up |
|----|-----------|-----------|-----------|-------------------|-------------|--------|----------|---------|---------|----------|-----------|--------------|
| 1 | 12:29 | 9:54 | 2:35 | Punt | CLV 11 | 6 | 15 | -5 | 10 | 1 | CLV 21 | Punt |
| 2 | 9:54 | 7:33 | 2:21 | Kickoff | CLV 20 | 5 | 18 | 0 | 18 | 1 | CLV 38 | Punt |
| 3 | 4:22 | 11:27 | 7:55 | Kickoff | CLV 20 | 14 | 77 | -10 | 67 | 4 | * BLT 13 | Field Goal |
| 4 | 9:58 | 4:36 | 5:22 | Kickoff | CLV 31 | 9 | 64 | 5 | 69 | 6 | * BLT 10 | Touchdown |
| 5 | 2:38 | 0:03 | 2:35 | Punt | CLV 39 | 9 | 58 | 0 | 58 | 3 | * BLT 3 | Field Goal |
| 6 | 15:00 | 13:18 | 1:42 | Kickoff | CLV 20 | 3 | 8 | 0 | 8 | 0 | CLV 28 | Punt |
| 7 | 5:30 | 2:12 | 3:18 | Kickoff | CLV 34 | 9 | 21 | 5 | 26 | 2 | BLT 40 | Punt |
| 8 | 9:05 | 8:13 | 0:52 | Kickoff | CLV 20 | 3 | 1 | 0 | 1 | 0 | CLV 21 | Punt |
| 9 | 4:20 | 1:47 | 2:33 | Punt | CLV 29 | 6 | 71 | 0 | 71 | 3 | BLT 42 | Touchdown |
| 10 | 1:23 | 0:56 | 0:27 | Punt | CLV 37 | 3 | -8 | 0 | -8 | 0 | CLV 29 | Punt |
| 11 | 0:50 | 0:00 | 0:50 | Interception | BLT 46 | 4 | 13 | 0 | 13 | 1 | BLT 33 | Blocked FG |

(315) Average CLV 29

*** inside opponent's 20**

| Time of Possession by Quarter | | 1st | 2nd | 3rd | 4th | OT | Total |
|--|------------------|--------------------|-------|-------|--------------------|----|-------|
| Visitor | Baltimore Ravens | 5:42 | 3:30 | 10:00 | 10:18 | | 29:30 |
| Home | Cleveland Browns | 9:18 | 11:30 | 5:00 | 4:42 | | 30:30 |
| Kickoff Drive No.-Start Average | | Ravens: 5 - BLT 25 | | | Browns: 6 - CLV 24 | | |

Ball Possession And Drive Chart

St. Louis Rams

| # | Time Recd | Time Lost | Time Poss | How Ball Obtained | Drive Began | # Play | Yds Gain | Yds Pen | Net Yds | 1st Down | Last Scrm | How Given Up |
|----|-----------|-----------|-----------|-------------------|-------------|--------|----------|---------|---------|----------|-----------|--------------|
| 1 | 15:00 | 11:50 | 3:10 | Kickoff | SL 20 | 4 | 25 | -5 | 20 | 1 | SL 40 | Punt |
| 2 | 8:12 | 5:34 | 2:38 | Punt | SL 15 | 5 | 13 | -5 | 8 | 1 | SL 23 | Punt |
| 3 | 3:45 | 2:05 | 1:40 | Missed FG | SL 41 | 3 | 10 | 49 | 59 | 2 | * BLT 1 | Touchdown |
| 4 | 0:05 | 11:07 | 3:58 | Punt | SL 28 | 8 | 18 | 5 | 23 | 2 | BLT 49 | Punt |
| 5 | 10:14 | 8:07 | 2:07 | Punt | SL 43 | 3 | 7 | 0 | 7 | 0 | BLT 50 | Punt |
| 6 | 6:27 | 5:29 | 0:58 | Interception | BLT 42 | 3 | 1 | 0 | 1 | 0 | BLT 41 | Punt |
| 7 | 11:09 | 10:00 | 1:09 | Downs | SL 28 | 3 | 4 | 0 | 4 | 0 | SL 32 | Punt |
| 8 | 9:37 | 9:01 | 0:36 | Punt | SL 40 | 2 | 2 | 0 | 2 | 0 | SL 47 | Fumble |
| 9 | 7:35 | 6:14 | 1:21 | Interception | BLT 49 | 3 | 49 | 0 | 49 | 2 | BLT 30 | Touchdown |
| 10 | 4:21 | 1:25 | 2:56 | Punt | SL 13 | 5 | 7 | 5 | 12 | 1 | SL 25 | Punt |
| 11 | 15:00 | 14:25 | 0:35 | Punt | SL 30 | 2 | 12 | 0 | 12 | 1 | SL 43 | Fumble |
| 12 | 11:11 | 9:01 | 2:10 | Kickoff | SL 20 | 4 | 12 | 0 | 12 | 1 | SL 32 | Punt |
| 13 | 5:12 | 1:41 | 3:31 | Kickoff | SL 20 | 9 | 46 | 0 | 46 | 2 | BLT 34 | Missed FG |
| 14 | 1:13 | 0:54 | 0:19 | Missed FG | SL 41 | 3 | -5 | 5 | 0 | 0 | SL 46 | Fumble |

(448) Average SL 32

Baltimore Ravens

| # | Time Recd | Time Lost | Time Poss | How Ball Obtained | Drive Began | # Play | Yds Gain | Yds Pen | Net Yds | 1st Down | Last Scrm | How Given Up |
|----|-----------|-----------|-----------|-------------------|-------------|--------|----------|---------|---------|----------|-----------|--------------|
| 1 | 11:50 | 8:12 | 3:38 | Punt | BLT 2 | 7 | 47 | -10 | 37 | 2 | BLT 39 | Punt |
| 2 | 5:34 | 3:45 | 1:49 | Punt | BLT 40 | 5 | 27 | 0 | 27 | 1 | SL 33 | Missed FG |
| 3 | 2:05 | 0:05 | 2:00 | Kickoff | BLT 28 | 3 | 9 | -10 | -1 | 0 | BLT 27 | Punt |
| 4 | 11:07 | 10:14 | 0:53 | Punt | BLT 19 | 3 | 6 | 0 | 6 | 0 | BLT 25 | Punt |
| 5 | 8:07 | 6:27 | 1:40 | Punt | BLT 16 | 3 | 21 | -8 | 13 | 1 | BLT 29 | Interception |
| 6 | 5:29 | 3:53 | 1:36 | Punt | BLT 20 | 3 | 9 | 0 | 9 | 0 | BLT 29 | Punt |
| 7 | 3:53 | 0:00 | 3:53 | Muffed Punt | SL 31 | 7 | 19 | 5 | 24 | 1 | * SL 7 | Field Goal |
| 8 | 15:00 | 11:09 | 3:51 | Kickoff | BLT 20 | 9 | 62 | -10 | 52 | 2 | SL 33 | Downs |
| 9 | 10:00 | 9:37 | 0:23 | Punt | BLT 12 | 3 | 0 | 0 | 0 | 0 | BLT 12 | Punt |
| 10 | 9:01 | 7:35 | 1:26 | Fumble | SL 42 | 3 | 13 | 0 | 13 | 1 | SL 29 | Interception |
| 11 | 6:14 | 4:21 | 1:53 | Kickoff | BLT 29 | 3 | 8 | 0 | 8 | 0 | BLT 37 | Punt |
| 12 | 1:25 | 0:00 | 1:25 | Punt | BLT 10 | 5 | 12 | 0 | 12 | 1 | BLT 22 | Punt |
| 13 | 14:25 | 11:11 | 3:14 | Fumble | SL 42 | 7 | 42 | 0 | 42 | 3 | * SL 3 | Touchdown |
| 14 | 9:01 | 5:12 | 3:49 | Punt | BLT 22 | 7 | 76 | 0 | 76 | 2 | * SL 2 | Field Goal |
| 15 | 1:41 | 1:13 | 0:28 | Missed FG | BLT 42 | 5 | 25 | 0 | 25 | 1 | SL 33 | Missed FG |
| 16 | 0:54 | 0:00 | 0:54 | Fumble | SL 41 | 5 | 12 | 0 | 12 | 1 | SL 29 | Field Goal |

(504) Average BLT 32

* inside opponent's 20

Time of Possession by Quarter

| Visitor | St. Louis Rams | 1st | 2nd | 3rd | 4th | OT | Total |
|---------|------------------|------|------|------|------|----|-------|
| Visitor | St. Louis Rams | 7:33 | 6:58 | 6:02 | 6:35 | | 27:08 |
| Home | Baltimore Ravens | 7:27 | 8:02 | 8:58 | 8:25 | | 32:52 |

Kickoff Drive No.-Start Average

Rams: 3 - SL 20

Ravens: 3 - BLT 26

Jacksonville Jaguars vs Baltimore Ravens
11/15/2015 at M&T Bank Stadium

Ball Possession And Drive Chart

Jacksonville Jaguars

| # | Time Recd | Time Lost | Time Poss | How Ball Obtained | Drive Began | # Play | Yds Gain | Yds Pen | Net Yds | 1st Down | Last Scrm | How Given Up |
|----|-----------|-----------|-----------|-------------------|-------------|--------|----------|---------|---------|----------|-----------|--------------|
| 1 | 15:00 | 13:35 | 1:25 | Kickoff | JAX 20 | 3 | 1 | 0 | 1 | 0 | JAX 21 | Punt |
| 2 | 12:17 | 10:44 | 1:33 | Punt | JAX 7 | 3 | 2 | 0 | 2 | 0 | JAX 9 | Punt |
| 3 | 6:56 | 2:29 | 4:27 | Downs | JAX 35 | 8 | 55 | 10 | 65 | 6 | * BLT 5 | Touchdown |
| 4 | 0:48 | 14:43 | 1:05 | Punt | JAX 16 | 3 | 1 | -5 | -4 | 0 | JAX 12 | Punt |
| 5 | 12:24 | 12:17 | 0:07 | Punt | JAX 13 | 1 | 0 | 0 | 0 | 0 | JAX 13 | Interception |
| 6 | 11:32 | 3:28 | 8:04 | Kickoff | JAX 20 | 15 | 60 | 17 | 77 | 5 | * BLT 3 | Field Goal |
| 7 | 1:11 | 0:47 | 0:24 | Kickoff | JAX 20 | 3 | 0 | 0 | 0 | 0 | JAX 20 | Punt |
| 8 | 14:51 | 14:27 | 0:24 | Interception | BLT 27 | 4 | 0 | 0 | 0 | 0 | BLT 27 | Field Goal |
| 9 | 10:30 | 7:49 | 2:41 | Interception | JAX 6 | 4 | 5 | 15 | 20 | 1 | JAX 26 | Punt |
| 10 | 5:05 | 1:21 | 3:44 | Fumble | JAX 41 | 9 | 51 | 0 | 51 | 3 | * BLT 8 | Missed FG |
| 11 | 15:00 | 14:01 | 0:59 | Punt | JAX 25 | 3 | -5 | 0 | -5 | 0 | JAX 20 | Punt |
| 12 | 14:01 | 13:01 | 1:00 | Muffed Punt | BLT 37 | 5 | 22 | 15 | 37 | 2 | * BLT 15 | Touchdown |
| 13 | 7:30 | 3:57 | 3:33 | Kickoff | JAX 20 | 6 | 30 | 0 | 30 | 2 | JAX 50 | Punt |
| 14 | 1:06 | 0:00 | 1:06 | Punt | JAX 20 | 7 | 36 | 9 | 45 | 3 | BLT 35 | Field Goal |

(379) Average JAX 27

Baltimore Ravens

| # | Time Recd | Time Lost | Time Poss | How Ball Obtained | Drive Began | # Play | Yds Gain | Yds Pen | Net Yds | 1st Down | Last Scrm | How Given Up |
|----|-----------|-----------|-----------|-------------------|-------------|--------|----------|---------|---------|----------|-----------|--------------|
| 1 | 13:35 | 12:17 | 1:18 | Punt | BLT 31 | 4 | 25 | 0 | 25 | 1 | JAX 44 | Punt |
| 2 | 10:44 | 6:56 | 3:48 | Punt | BLT 32 | 8 | 33 | 0 | 33 | 2 | JAX 36 | Downs |
| 3 | 2:29 | 0:48 | 1:41 | Kickoff | BLT 42 | 3 | 6 | 0 | 6 | 0 | BLT 48 | Punt |
| 4 | 14:43 | 12:24 | 2:19 | Punt | BLT 22 | 4 | 22 | 0 | 22 | 1 | BLT 44 | Punt |
| 5 | 12:17 | 11:32 | 0:45 | Interception | JAX 26 | 2 | 26 | 0 | 26 | 2 | * JAX 10 | Touchdown |
| 6 | 3:28 | 1:11 | 2:17 | Kickoff | BLT 20 | 7 | 80 | 0 | 80 | 4 | JAX 21 | Touchdown |
| 7 | 0:47 | 0:00 | 0:47 | Punt | BLT 29 | 6 | 31 | 0 | 31 | 1 | JAX 40 | Missed FG |
| 8 | 15:00 | 14:51 | 0:09 | Kickoff | BLT 20 | 1 | 0 | 0 | 0 | 0 | BLT 20 | Interception |
| 9 | 14:27 | 10:30 | 3:57 | Kickoff | BLT 20 | 8 | 39 | 0 | 39 | 2 | JAX 41 | Interception |
| 10 | 7:49 | 5:05 | 2:44 | Punt | BLT 45 | 5 | 14 | 0 | 14 | 2 | JAX 33 | Fumble |
| 11 | 1:21 | 0:00 | 1:21 | Missed FG | BLT 20 | 3 | 4 | 0 | 4 | 0 | BLT 24 | Punt |
| 12 | 13:01 | 7:30 | 5:31 | Kickoff | BLT 20 | 10 | 80 | 0 | 80 | 5 | * JAX 14 | Touchdown |
| 13 | 3:57 | 1:06 | 2:51 | Punt | BLT 20 | 7 | 37 | 0 | 37 | 2 | JAX 43 | Punt |

(395) Average BLT 30

*** inside opponent's 20**

| Time of Possession by Quarter | | 1st | 2nd | 3rd | 4th | OT | Total |
|---------------------------------|----------------------|---------------------|------|--------------------|------|----|-------|
| Visitor | Jacksonville Jaguars | 8:13 | 8:52 | 6:49 | 6:38 | | 30:32 |
| Home | Baltimore Ravens | 6:47 | 6:08 | 8:11 | 8:22 | | 29:28 |
| Kickoff Drive No.-Start Average | | Jaguars: 4 - JAX 20 | | Ravens: 5 - BLT 24 | | | |

San Diego Chargers vs Baltimore Ravens
11/1/2015 at M&T Stadium

Ball Possession And Drive Chart

San Diego Chargers

| # | Time Recd | Time Lost | Time Poss | How Ball Obtained | Drive Began | # Play | Yds Gain | Yds Pen | Net Yds | 1st Down | Last Scrm | How Given Up |
|---|-----------|-----------|-----------|-------------------|-------------|--------|----------|---------|---------|----------|-----------|--------------|
| 1 | 15:00 | 13:09 | 1:51 | Kickoff | SD 20 | 3 | -5 | 0 | -5 | 0 | SD 15 | Punt |
| 2 | 9:54 | 5:44 | 4:10 | Kickoff | SD 20 | 9 | 56 | 0 | 56 | 2 | BLT 24 | Field Goal |
| 3 | 2:36 | 10:16 | 7:20 | Kickoff | SD 20 | 13 | 76 | 4 | 80 | 6 | * BLT 9 | Touchdown |
| 4 | 4:54 | 0:09 | 4:45 | Kickoff | SD 20 | 14 | 68 | 12 | 80 | 7 | * BLT 13 | Touchdown |
| 5 | 11:11 | 6:15 | 4:56 | Kickoff | SD 20 | 8 | 34 | 5 | 39 | 2 | BLT 41 | Punt |
| 6 | 3:18 | 2:54 | 0:24 | Punt | SD 30 | 3 | 70 | 0 | 70 | 1 | SD 30 | Touchdown |
| 7 | 15:00 | 12:10 | 2:50 | Kickoff | SD 20 | 5 | 18 | 0 | 18 | 1 | SD 38 | Punt |
| 8 | 9:13 | 7:30 | 1:43 | Punt | SD 3 | 3 | -2 | 0 | -2 | 0 | SD 1 | Punt |
| 9 | 4:34 | 2:27 | 2:07 | Kickoff | SD 20 | 8 | 54 | -5 | 49 | 3 | BLT 31 | Field Goal |

(173) Average SD 19

Baltimore Ravens

| # | Time Recd | Time Lost | Time Poss | How Ball Obtained | Drive Began | # Play | Yds Gain | Yds Pen | Net Yds | 1st Down | Last Scrm | How Given Up |
|----|-----------|-----------|-----------|-------------------|-------------|--------|----------|---------|---------|----------|-----------|--------------|
| 1 | 13:09 | 9:54 | 3:15 | Punt | BLT 39 | 8 | 16 | 15 | 31 | 2 | SD 30 | Field Goal |
| 2 | 5:44 | 2:36 | 3:08 | Kickoff | BLT 20 | 8 | 70 | 0 | 70 | 2 | * SD 10 | Field Goal |
| 3 | 10:16 | 4:54 | 5:22 | Kickoff | BLT 20 | 11 | 85 | -5 | 80 | 4 | * SD 3 | Touchdown |
| 4 | 0:09 | 0:00 | 0:09 | Kickoff | BLT 20 | 1 | -1 | 0 | -1 | 0 | BLT 20 | End of Half |
| 5 | 15:00 | 11:11 | 3:49 | Kickoff | BLT 25 | 6 | 40 | 5 | 45 | 2 | * SD 30 | Field Goal |
| 6 | 6:15 | 3:18 | 2:57 | Punt | BLT 3 | 6 | 5 | 0 | 5 | 1 | BLT 8 | Punt |
| 7 | 2:54 | 0:00 | 2:54 | Kickoff | BLT 20 | 10 | 53 | 0 | 53 | 3 | SD 27 | Field Goal |
| 8 | 12:10 | 9:13 | 2:57 | Punt | BLT 23 | 5 | 12 | 0 | 12 | 1 | BLT 35 | Punt |
| 9 | 7:30 | 4:34 | 2:56 | Punt | SD 38 | 6 | 38 | 0 | 38 | 4 | * SD 1 | Touchdown |
| 10 | 2:27 | 0:00 | 2:27 | Kickoff | BLT 20 | 9 | 38 | 21 | 59 | 4 | SD 21 | Field Goal |

(252) Average BLT 25

* inside opponent's 20

Time of Possession by Quarter

| | 1st | 2nd | 3rd | 4th | OT | Total |
|-----------------------------------|------|------|------|------|----|-------|
| Visitor San Diego Chargers | 8:37 | 9:29 | 5:20 | 6:40 | | 30:06 |
| Home Baltimore Ravens | 6:23 | 5:31 | 9:40 | 8:20 | | 29:54 |

Kickoff Drive No.-Start Average

Chargers: 7 - SD 20 Ravens: 6 - BLT 21

Baltimore Ravens vs Arizona Cardinals
10/26/2015 at University of Phoenix Stadium

Ball Possession And Drive Chart

Baltimore Ravens

| # | Time Recd | Time Lost | Time Poss | How Ball Obtained | Drive Began | # Play | Yds Gain | Yds Pen | Net Yds | 1st Down | Last Scrm | How Given Up |
|----|-----------|-----------|-----------|-------------------|-------------|--------|----------|---------|---------|----------|-----------|--------------|
| 1 | 10:52 | 5:25 | 5:27 | Missed FG | BLT 45 | 8 | 21 | 8 | 29 | 3 | * ARZ 26 | Field Goal |
| 2 | 3:59 | 11:45 | 7:14 | Kickoff | BLT 20 | 12 | 55 | -15 | 40 | 3 | ARZ 40 | Punt |
| 3 | 8:39 | 3:54 | 4:45 | Punt | BLT 16 | 8 | 84 | 0 | 84 | 5 | * ARZ 14 | Touchdown |
| 4 | 1:01 | 0:00 | 1:01 | Kickoff | BLT 20 | 3 | 8 | 0 | 8 | 0 | BLT 28 | Punt |
| 5 | 15:00 | 12:54 | 2:06 | Kickoff | BLT 20 | 3 | -11 | 0 | -11 | 0 | BLT 9 | Punt |
| 6 | 9:47 | 6:25 | 3:22 | Kickoff | BLT 20 | 7 | 29 | 0 | 29 | 2 | BLT 49 | Punt |
| 7 | 2:27 | 14:16 | 3:11 | Kickoff | BLT 20 | 5 | 18 | 0 | 18 | 1 | BLT 38 | Punt |
| 8 | 8:08 | 6:42 | 1:26 | Kickoff | BLT 25 | 3 | -1 | 0 | -1 | 0 | BLT 24 | Punt |
| 9 | 4:31 | 4:26 | 0:05 | Blocked Punt | ARZ 1 | 1 | 1 | 0 | 1 | 1 | * ARZ 1 | Touchdown |
| 10 | 1:53 | 0:06 | 1:47 | Punt | BLT 24 | 10 | 72 | -5 | 67 | 3 | * ARZ 9 | Interception |

(309) Average BLT 31

Arizona Cardinals

| # | Time Recd | Time Lost | Time Poss | How Ball Obtained | Drive Began | # Play | Yds Gain | Yds Pen | Net Yds | 1st Down | Last Scrm | How Given Up |
|----|-----------|-----------|-----------|-------------------|-------------|--------|----------|---------|---------|----------|-----------|--------------|
| 1 | 15:00 | 10:52 | 4:08 | Kickoff | ARZ 20 | 8 | 43 | 0 | 43 | 3 | BLT 37 | Missed FG |
| 2 | 5:25 | 3:59 | 1:26 | Kickoff | ARZ 20 | 3 | 80 | 0 | 80 | 3 | BLT 26 | Touchdown |
| 3 | 11:45 | 8:39 | 3:06 | Punt | ARZ 1 | 5 | 22 | 0 | 22 | 1 | ARZ 23 | Punt |
| 4 | 3:54 | 2:48 | 1:06 | Kickoff | ARZ 20 | 3 | 9 | 0 | 9 | 0 | ARZ 29 | Punt |
| 5 | 2:48 | 1:01 | 1:47 | Fumble | BLT 12 | 5 | 1 | 11 | 12 | 3 | * BLT 3 | Touchdown |
| 6 | 12:54 | 9:47 | 3:07 | Punt | BLT 49 | 7 | 46 | 0 | 46 | 1 | * BLT 3 | Field Goal |
| 7 | 6:25 | 2:27 | 3:58 | Punt | ARZ 13 | 8 | 84 | 0 | 84 | 2 | * BLT 3 | Field Goal |
| 8 | 14:16 | 8:08 | 6:08 | Punt | ARZ 21 | 11 | 79 | 0 | 79 | 6 | * BLT 4 | Touchdown |
| 9 | 6:42 | 4:31 | 2:11 | Punt | ARZ 29 | 3 | 6 | -5 | 1 | 0 | ARZ 30 | Blocked Punt |
| 10 | 4:26 | 1:53 | 2:33 | Kickoff | ARZ 15 | 8 | 45 | -22 | 23 | 2 | ARZ 38 | Punt |
| 11 | 0:06 | 0:00 | 0:06 | Interception | ARZ 20 | 1 | -1 | 0 | -1 | 0 | ARZ 20 | End of Game |

(298) Average ARZ 27

*** inside opponent's 20**

| Time of Possession by Quarter | | 1st | 2nd | 3rd | 4th | OT | Total |
|-------------------------------|-------------------|------|------|------|-------|----|-------|
| Visitor | Baltimore Ravens | 9:26 | 9:01 | 7:55 | 4:02 | | 30:24 |
| Home | Arizona Cardinals | 5:34 | 5:59 | 7:05 | 10:58 | | 29:36 |

Kickoff Drive No.-Start Average Ravens: 6 - BLT 21 Cardinals: 4 - ARZ 19

Ball Possession And Drive Chart

Baltimore Ravens

| # | Time Recd | Time Lost | Time Poss | How Ball Obtained | Drive Began | # Play | Yds Gain | Yds Pen | Net Yds | 1st Down | Last Scrm | How Given Up |
|----|-----------|-----------|-----------|-------------------|-------------|--------|----------|---------|---------|----------|-----------|--------------|
| 1 | 11:02 | 8:37 | 2:25 | Punt | BLT 15 | 5 | 10 | 0 | 10 | 1 | BLT 25 | Punt |
| 2 | 7:00 | 5:26 | 1:34 | Kickoff | BLT 20 | 3 | 4 | 0 | 4 | 0 | BLT 24 | Punt |
| 3 | 1:56 | 13:16 | 3:40 | Kickoff | BLT 39 | 9 | 57 | 0 | 57 | 3 | * SF 4 | Field Goal |
| 4 | 12:27 | 11:35 | 0:52 | Kickoff | BLT 20 | 3 | 6 | 0 | 6 | 0 | BLT 26 | Interception |
| 5 | 8:04 | 4:14 | 3:50 | Kickoff | BLT 20 | 9 | 62 | 0 | 62 | 3 | * SF 18 | Field Goal |
| 6 | 1:48 | 0:40 | 1:08 | Punt | BLT 33 | 3 | 8 | 0 | 8 | 0 | BLT 41 | Punt |
| 7 | 15:00 | 10:36 | 4:24 | Kickoff | BLT 20 | 8 | 39 | 0 | 39 | 3 | SF 41 | Interception |
| 8 | 7:34 | 2:29 | 5:05 | Kickoff | BLT 20 | 9 | 85 | -5 | 80 | 5 | SF 34 | Touchdown |
| 9 | 2:02 | 13:37 | 3:25 | Punt | BLT 44 | 8 | 29 | 0 | 29 | 2 | SF 27 | Missed FG |
| 10 | 10:52 | 5:14 | 5:38 | Kickoff | BLT 20 | 14 | 80 | 0 | 80 | 6 | * SF 2 | Touchdown |
| 11 | 1:06 | 0:00 | 1:06 | Punt | BLT 20 | 7 | 40 | 5 | 45 | 2 | SF 35 | End of Game |

(271) Average BLT 25

San Francisco 49ers

| # | Time Recd | Time Lost | Time Poss | How Ball Obtained | Drive Began | # Play | Yds Gain | Yds Pen | Net Yds | 1st Down | Last Scrm | How Given Up |
|----|-----------|-----------|-----------|-------------------|-------------|--------|----------|---------|---------|----------|-----------|--------------|
| 1 | 15:00 | 11:02 | 3:58 | Kickoff | SF 20 | 9 | 43 | 0 | 43 | 3 | BLT 37 | Punt |
| 2 | 8:37 | 7:00 | 1:37 | Punt | SF 33 | 5 | 32 | 0 | 32 | 1 | BLT 35 | Field Goal |
| 3 | 5:26 | 1:56 | 3:30 | Punt | SF 14 | 8 | 69 | 5 | 74 | 2 | * BLT 12 | Field Goal |
| 4 | 13:16 | 12:27 | 0:49 | Kickoff | SF 20 | 2 | 80 | 0 | 80 | 1 | SF 24 | Touchdown |
| 5 | 11:35 | 8:04 | 3:31 | Interception | BLT 29 | 7 | 21 | 0 | 21 | 1 | * BLT 8 | Field Goal |
| 6 | 4:14 | 1:48 | 2:26 | Kickoff | SF 20 | 4 | 19 | -5 | 14 | 1 | SF 34 | Punt |
| 7 | 0:40 | 0:00 | 0:40 | Punt | SF 8 | 2 | 15 | 0 | 15 | 1 | SF 9 | End of Half |
| 8 | 10:36 | 7:34 | 3:02 | Interception | BLT 38 | 7 | 14 | 0 | 14 | 1 | * BLT 24 | Field Goal |
| 9 | 2:29 | 2:02 | 0:27 | Kickoff | SF 20 | 3 | 0 | 0 | 0 | 0 | SF 20 | Punt |
| 10 | 13:37 | 10:52 | 2:45 | Missed FG | SF 35 | 5 | 75 | -10 | 65 | 2 | BLT 21 | Touchdown |
| 11 | 5:14 | 1:06 | 4:08 | Kickoff | SF 20 | 7 | 23 | 5 | 28 | 2 | SF 48 | Punt |

(323) Average SF 29

* inside opponent's 20

| Time of Possession by Quarter | | 1st | 2nd | 3rd | 4th | OT | Total |
|--|---------------------|--------------------|------|-------|------------------|----|-------|
| Visitor | Baltimore Ravens | 5:55 | 7:34 | 11:31 | 8:07 | | 33:07 |
| Home | San Francisco 49ers | 9:05 | 7:26 | 3:29 | 6:53 | | 26:53 |
| Kickoff Drive No.-Start Average | | Ravens: 7 - BLT 23 | | | 49ers: 5 - SF 20 | | |

Ball Possession And Drive Chart

Cleveland Browns

| # | Time Recd | Time Lost | Time Poss | How Ball Obtained | Drive Began | # Play | Yds Gain | Yds Pen | Net Yds | 1st Down | Last Scrm | How Given Up |
|----|-----------|-----------|-----------|-------------------|-------------|--------|----------|---------|---------|----------|-----------|--------------|
| 1 | 13:23 | 11:44 | 1:39 | Punt | CLV 41 | 3 | 1 | 0 | 1 | 0 | CLV 42 | Punt |
| 2 | 8:30 | 3:11 | 5:19 | Kickoff | CLV 20 | 10 | 55 | 0 | 55 | 2 | BLT 25 | Field Goal |
| 3 | 0:16 | 14:18 | 0:58 | Kickoff | CLV 12 | 3 | 0 | 5 | 5 | 0 | CLV 17 | Punt |
| 4 | 12:46 | 9:02 | 3:44 | Punt | CLV 16 | 6 | 22 | 15 | 37 | 2 | BLT 47 | Punt |
| 5 | 6:47 | 4:05 | 2:42 | Punt | CLV 39 | 6 | 36 | 0 | 36 | 1 | * BLT 25 | Field Goal |
| 6 | 1:03 | 0:00 | 1:03 | Missed FG | CLV 41 | 7 | 45 | -5 | 40 | 2 | * BLT 19 | Field Goal |
| 7 | 15:00 | 12:13 | 2:47 | Kickoff | CLV 20 | 5 | 16 | 15 | 31 | 1 | BLT 49 | Punt |
| 8 | 7:47 | 1:06 | 6:41 | Kickoff | CLV 25 | 13 | 75 | 0 | 75 | 5 | * BLT 10 | Touchdown |
| 9 | 14:05 | 12:23 | 1:42 | Punt | CLV 21 | 4 | 79 | 0 | 79 | 2 | * BLT 18 | Touchdown |
| 10 | 10:58 | 8:46 | 2:12 | Punt | CLV 5 | 5 | 4 | 0 | 4 | 1 | CLV 9 | Punt |
| 11 | 5:56 | 3:03 | 2:53 | Kickoff | CLV 20 | 6 | 75 | 5 | 80 | 4 | BLT 22 | Touchdown |
| 12 | 0:25 | 0:00 | 0:25 | Kickoff | CLV 20 | 4 | 46 | 0 | 46 | 2 | CLV 46 | End of Half |
| 13 | 13:54 | 6:43 | 7:11 | Punt | CLV 35 | 12 | 51 | 0 | 51 | 3 | * BLT 14 | Field Goal |

(315) Average CLV 24

Baltimore Ravens

| # | Time Recd | Time Lost | Time Poss | How Ball Obtained | Drive Began | # Play | Yds Gain | Yds Pen | Net Yds | 1st Down | Last Scrm | How Given Up |
|----|-----------|-----------|-----------|-------------------|-------------|--------|----------|---------|---------|----------|-----------|--------------|
| 1 | 15:00 | 13:23 | 1:37 | Kickoff | BLT 8 | 3 | 0 | 0 | 0 | 0 | BLT 8 | Punt |
| 2 | 11:44 | 8:30 | 3:14 | Punt | BLT 39 | 8 | 61 | 0 | 61 | 4 | * CLV 1 | Touchdown |
| 3 | 3:11 | 0:16 | 2:55 | Kickoff | BLT 27 | 6 | 73 | 0 | 73 | 3 | * CLV 8 | Touchdown |
| 4 | 14:18 | 12:46 | 1:32 | Punt | BLT 31 | 3 | 4 | 0 | 4 | 0 | BLT 35 | Punt |
| 5 | 9:02 | 6:47 | 2:15 | Punt | BLT 14 | 4 | 13 | 0 | 13 | 1 | BLT 27 | Punt |
| 6 | 4:05 | 1:03 | 3:02 | Kickoff | CLV 44 | 8 | 21 | -10 | 11 | 1 | CLV 33 | Missed FG |
| 7 | 12:13 | 7:47 | 4:26 | Punt | BLT 10 | 9 | 91 | -1 | 90 | 5 | * CLV 1 | Touchdown |
| 8 | 1:06 | 14:05 | 2:01 | Kickoff | BLT 28 | 4 | 2 | -5 | -3 | 1 | BLT 25 | Punt |
| 9 | 12:23 | 10:58 | 1:25 | Kickoff | BLT 29 | 3 | 9 | 0 | 9 | 0 | BLT 38 | Punt |
| 10 | 8:46 | 5:56 | 2:50 | Punt | CLV 43 | 7 | 43 | 0 | 43 | 4 | * CLV 1 | Touchdown |
| 11 | 3:03 | 0:25 | 2:38 | Kickoff | BLT 20 | 11 | 60 | 15 | 75 | 3 | * CLV 5 | Field Goal |
| 12 | 15:00 | 13:54 | 1:06 | Kickoff | BLT 15 | 3 | 0 | 0 | 0 | 0 | BLT 15 | Punt |

(334) Average BLT 28

* inside opponent's 20

Time of Possession by Quarter

| | 1st | 2nd | 3rd | 4th | OT | Total |
|--------------------------|------|------|------|------|------|-------|
| Visitor Cleveland Browns | 7:14 | 8:11 | 9:28 | 7:12 | 7:11 | 39:16 |
| Home Baltimore Ravens | 7:46 | 6:49 | 5:32 | 7:48 | 1:06 | 29:01 |

Kickoff Drive No.-Start Average

Browns: 6 - CLV 20

Ravens: 7 - BLT 26

Baltimore Ravens vs Pittsburgh Steelers
10/1/2015 at Heinz Field

Ball Possession And Drive Chart

Baltimore Ravens

| # | Time Recd | Time Lost | Time Poss | How Ball Obtained | Drive Began | # Play | Yds Gain | Yds Pen | Net Yds | 1st Down | Last Scrm | How Given Up |
|----|-----------|-----------|-----------|-------------------|-------------|--------|----------|---------|---------|----------|-----------|--------------|
| 1 | 13:35 | 12:40 | 0:55 | Punt | BLT 40 | 3 | -5 | 0 | -5 | 0 | BLT 35 | Punt |
| 2 | 7:41 | 0:25 | 7:16 | Kickoff | BLT 25 | 12 | 80 | -5 | 75 | 6 | * PIT 9 | Touchdown |
| 3 | 13:22 | 8:24 | 4:58 | Punt | BLT 41 | 8 | 29 | 0 | 29 | 2 | PIT 30 | Interception |
| 4 | 6:49 | 4:46 | 2:03 | Punt | BLT 9 | 3 | 6 | 0 | 6 | 0 | BLT 15 | Punt |
| 5 | 1:37 | 0:39 | 0:58 | Kickoff | BLT 20 | 3 | 0 | 0 | 0 | 0 | BLT 20 | Punt |
| 6 | 15:00 | 14:49 | 0:11 | Kickoff | BLT 20 | 1 | 0 | -5 | -5 | 0 | BLT 15 | Fumble |
| 7 | 10:41 | 7:27 | 3:14 | Kickoff | BLT 20 | 6 | 80 | 0 | 80 | 4 | * PIT 15 | Touchdown |
| 8 | 5:46 | 4:25 | 1:21 | Punt | PIT 28 | 4 | 5 | 0 | 5 | 0 | PIT 20 | Downs |
| 9 | 2:12 | 10:14 | 6:58 | Punt | BLT 40 | 12 | 33 | 5 | 38 | 3 | PIT 22 | Field Goal |
| 10 | 7:31 | 4:09 | 3:22 | Punt | BLT 12 | 7 | 45 | 0 | 45 | 2 | PIT 43 | Downs |
| 11 | 2:24 | 2:04 | 0:20 | Missed FG | BLT 39 | 4 | -10 | 0 | -10 | 0 | BLT 39 | Downs |
| 12 | 1:01 | 0:03 | 0:58 | Missed FG | BLT 31 | 7 | 45 | 0 | 45 | 2 | PIT 24 | Field Goal |
| 13 | 12:32 | 11:56 | 0:36 | Downs | BLT 39 | 3 | 3 | 0 | 3 | 0 | BLT 42 | Punt |
| 14 | 9:41 | 5:08 | 4:33 | Downs | BLT 33 | 8 | 32 | 0 | 32 | 2 | PIT 35 | Field Goal |

(441) Average BLT 32

Pittsburgh Steelers

| # | Time Recd | Time Lost | Time Poss | How Ball Obtained | Drive Began | # Play | Yds Gain | Yds Pen | Net Yds | 1st Down | Last Scrm | How Given Up |
|----|-----------|-----------|-----------|-------------------|-------------|--------|----------|---------|---------|----------|-----------|--------------|
| 1 | 15:00 | 13:35 | 1:25 | Kickoff | PIT 20 | 3 | 8 | -5 | 3 | 0 | PIT 23 | Punt |
| 2 | 12:40 | 7:41 | 4:59 | Punt | PIT 21 | 8 | 52 | 0 | 52 | 3 | BLT 27 | Field Goal |
| 3 | 0:25 | 13:22 | 2:03 | Kickoff | PIT 20 | 3 | 1 | 0 | 1 | 0 | PIT 21 | Punt |
| 4 | 8:24 | 6:49 | 1:35 | Interception | BLT 36 | 3 | -5 | 0 | -5 | 0 | BLT 41 | Punt |
| 5 | 4:46 | 1:37 | 3:09 | Punt | PIT 33 | 8 | 62 | 5 | 67 | 6 | * BLT 11 | Touchdown |
| 6 | 0:39 | 0:00 | 0:39 | Punt | BLT 45 | 5 | 27 | 0 | 27 | 2 | * BLT 18 | Field Goal |
| 7 | 14:49 | 10:41 | 4:08 | Fumble | BLT 26 | 6 | 31 | -5 | 26 | 2 | * BLT 9 | Touchdown |
| 8 | 7:27 | 5:46 | 1:41 | Kickoff | PIT 20 | 3 | -13 | 0 | -13 | 0 | PIT 7 | Punt |
| 9 | 4:25 | 2:12 | 2:13 | Downs | PIT 23 | 3 | -4 | 0 | -4 | 0 | PIT 19 | Punt |
| 10 | 10:14 | 7:31 | 2:43 | Kickoff | PIT 20 | 4 | 17 | 0 | 17 | 1 | PIT 37 | Punt |
| 11 | 4:09 | 2:24 | 1:45 | Downs | PIT 43 | 5 | 26 | 0 | 26 | 1 | BLT 31 | Missed FG |
| 12 | 2:04 | 1:01 | 1:03 | Downs | BLT 29 | 4 | 6 | 0 | 6 | 0 | BLT 23 | Missed FG |
| 13 | 0:03 | 0:00 | 0:03 | Kickoff | PIT 20 | 1 | -1 | 0 | -1 | 0 | PIT 20 | End of Half |
| 14 | 15:00 | 12:32 | 2:28 | Kickoff | PIT 31 | 6 | 30 | 0 | 30 | 1 | BLT 39 | Downs |
| 15 | 11:56 | 9:41 | 2:15 | Punt | PIT 41 | 5 | 26 | 0 | 26 | 1 | BLT 33 | Downs |

(556) Average PIT 37

* inside opponent's 20

Time of Possession by Quarter

| | 1st | 2nd | 3rd | 4th | OT | Total |
|---------------------------------|------|------|------|------|------|-------|
| Visitor Baltimore Ravens | 8:11 | 7:59 | 6:58 | 9:26 | 5:09 | 37:43 |
| Home Pittsburgh Steelers | 6:49 | 7:01 | 8:02 | 5:34 | 4:43 | 32:09 |

Kickoff Drive No.-Start Average

Ravens: 4 - BLT 21

Steelers: 6 - PIT 22

Ball Possession And Drive Chart

Cincinnati Bengals

| # | Time Recd | Time Lost | Time Poss | How Ball Obtained | Drive Began | # Play | Yds Gain | Yds Pen | Net Yds | 1st Down | Last Scrm | How Given Up |
|----|-----------|-----------|-----------|-------------------|-------------|--------|----------|---------|---------|----------|-----------|--------------|
| 1 | 12:45 | 7:20 | 5:25 | Punt | CIN 33 | 10 | 59 | 8 | 67 | 6 | * BLT 7 | Touchdown |
| 2 | 1:41 | 14:07 | 2:34 | Missed FG | CIN 40 | 5 | 5 | -6 | -1 | 1 | CIN 39 | Punt |
| 3 | 12:37 | 12:18 | 0:19 | Interception | BLT 30 | 3 | 16 | 14 | 30 | 2 | * BLT 16 | Touchdown |
| 4 | 7:35 | 1:51 | 5:44 | Punt | CIN 20 | 10 | 93 | -15 | 78 | 3 | * BLT 2 | Downs |
| 5 | 0:33 | 0:00 | 0:33 | Punt | CIN 41 | 3 | 14 | 0 | 14 | 1 | CIN 50 | End of Half |
| 6 | 15:00 | 10:43 | 4:17 | Kickoff | CIN 29 | 9 | 56 | 5 | 61 | 2 | * BLT 10 | Interception |
| 7 | 6:23 | 4:25 | 1:58 | Kickoff | CIN 20 | 3 | 8 | 0 | 8 | 0 | CIN 28 | Punt |
| 8 | 13:27 | 9:57 | 3:30 | Kickoff | CIN 20 | 6 | 18 | -15 | 3 | 1 | CIN 23 | Punt |
| 9 | 9:04 | 6:49 | 2:15 | Punt | CIN 22 | 5 | 19 | 0 | 19 | 1 | CIN 44 | Fumble |
| 10 | 6:49 | 6:37 | 0:12 | Kickoff | CIN 20 | 1 | 80 | 0 | 80 | 1 | CIN 20 | Touchdown |
| 11 | 3:56 | 2:10 | 1:46 | Kickoff | CIN 20 | 6 | 80 | 0 | 80 | 4 | * BLT 7 | Touchdown |
| 12 | 1:35 | 0:00 | 1:35 | Downs | BLT 13 | 4 | 10 | 0 | 10 | 1 | * BLT 8 | End of Game |

(422) Average CIN 35

Baltimore Ravens

| # | Time Recd | Time Lost | Time Poss | How Ball Obtained | Drive Began | # Play | Yds Gain | Yds Pen | Net Yds | 1st Down | Last Scrm | How Given Up |
|----|-----------|-----------|-----------|-------------------|-------------|--------|----------|---------|---------|----------|-----------|--------------|
| 1 | 15:00 | 12:45 | 2:15 | Kickoff | BLT 20 | 5 | 19 | 0 | 19 | 1 | BLT 39 | Punt |
| 2 | 7:20 | 1:41 | 5:39 | Kickoff | BLT 20 | 11 | 58 | -10 | 48 | 3 | CIN 32 | Missed FG |
| 3 | 14:07 | 12:37 | 1:30 | Punt | BLT 8 | 4 | 16 | 6 | 22 | 2 | BLT 30 | Interception |
| 4 | 12:18 | 7:35 | 4:43 | Kickoff | BLT 20 | 10 | 27 | 0 | 27 | 2 | BLT 47 | Punt |
| 5 | 1:51 | 0:33 | 1:18 | Downs | BLT 2 | 4 | 22 | 0 | 22 | 1 | BLT 24 | Punt |
| 6 | 10:43 | 6:23 | 4:20 | Interception | BLT 20 | 7 | 90 | -10 | 80 | 2 | CIN 50 | Touchdown |
| 7 | 4:25 | 13:27 | 5:58 | Punt | BLT 36 | 12 | 72 | -10 | 62 | 4 | * CIN 2 | Field Goal |
| 8 | 9:57 | 9:04 | 0:53 | Punt | BLT 37 | 3 | -2 | 0 | -2 | 0 | BLT 35 | Punt |
| 9 | 6:37 | 3:56 | 2:41 | Kickoff | BLT 21 | 9 | 89 | -10 | 79 | 4 | * CIN 16 | Touchdown |
| 10 | 2:10 | 1:35 | 0:35 | Kickoff | BLT 20 | 4 | 7 | -14 | -7 | 0 | BLT 13 | Downs |

(204) Average BLT 20

* inside opponent's 20

Time of Possession by Quarter

| | 1st | 2nd | 3rd | 4th | OT | Total |
|-----------------------------------|------|------|------|------|----|-------|
| Visitor Cincinnati Bengals | 7:06 | 7:29 | 6:15 | 9:18 | | 30:08 |
| Home Baltimore Ravens | 7:54 | 7:31 | 8:45 | 5:42 | | 29:52 |

Kickoff Drive No.-Start Average

Bengals: 5 - CIN 22 Ravens: 5 - BLT 20

Ball Possession And Drive Chart

Baltimore Ravens

| # | Time Recd | Time Lost | Time Poss | How Ball Obtained | Drive Began | # Play | Yds Gain | Yds Pen | Net Yds | 1st Down | Last Scrm | How Given Up |
|----|-----------|-----------|-----------|-------------------|-------------|--------|----------|---------|---------|----------|-----------|--------------|
| 1 | 12:49 | 12:42 | 0:07 | Kickoff | BLT 20 | 1 | 6 | 0 | 6 | 0 | BLT 20 | Fumble |
| 2 | 11:44 | 7:41 | 4:03 | Kickoff | BLT 30 | 10 | 62 | 4 | 66 | 3 | * OAK 4 | Field Goal |
| 3 | 2:59 | 0:00 | 2:59 | Punt | BLT 20 | 6 | 75 | 5 | 80 | 4 | OAK 26 | Touchdown |
| 4 | 12:52 | 7:44 | 5:08 | Kickoff | BLT 20 | 9 | 75 | 5 | 80 | 4 | * OAK 9 | Touchdown |
| 5 | 2:00 | 0:00 | 2:00 | Kickoff | BLT 20 | 10 | 78 | -1 | 77 | 6 | * OAK 3 | Field Goal |
| 6 | 15:00 | 12:54 | 2:06 | Kickoff | BLT 20 | 3 | 4 | 0 | 4 | 0 | BLT 24 | Punt |
| 7 | 8:44 | 6:36 | 2:08 | Kickoff | BLT 20 | 5 | 18 | 0 | 18 | 1 | BLT 38 | Punt |
| 8 | 2:12 | 13:37 | 3:35 | Kickoff | BLT 20 | 10 | 66 | -5 | 61 | 4 | * OAK 19 | Field Goal |
| 9 | 12:33 | 7:03 | 5:30 | Punt | BLT 7 | 11 | 85 | 8 | 93 | 5 | * OAK 7 | Touchdown |
| 10 | 4:54 | 2:10 | 2:44 | Interception | OAK 37 | 8 | 24 | 0 | 24 | 2 | * OAK 13 | Field Goal |
| 11 | 0:26 | 0:19 | 0:07 | Kickoff | BLT 20 | 1 | 0 | 0 | 0 | 0 | BLT 20 | Interception |

(260) Average BLT 24

Oakland Raiders

| # | Time Recd | Time Lost | Time Poss | How Ball Obtained | Drive Began | # Play | Yds Gain | Yds Pen | Net Yds | 1st Down | Last Scrm | How Given Up |
|----|-----------|-----------|-----------|-------------------|-------------|--------|----------|---------|---------|----------|-----------|--------------|
| 1 | 15:00 | 12:49 | 2:11 | Kickoff | OAK 20 | 6 | 80 | 0 | 80 | 2 | OAK 32 | Touchdown |
| 2 | 12:42 | 11:44 | 0:58 | Fumble | BLT 29 | 4 | 2 | 22 | 24 | 1 | * BLT 5 | Field Goal |
| 3 | 7:41 | 2:59 | 4:42 | Kickoff | OAK 20 | 8 | 52 | -20 | 32 | 2 | BLT 48 | Punt |
| 4 | 15:00 | 12:52 | 2:08 | Kickoff | OAK 20 | 5 | 80 | 0 | 80 | 4 | * BLT 1 | Touchdown |
| 5 | 7:44 | 2:00 | 5:44 | Kickoff | OAK 20 | 10 | 42 | 10 | 52 | 3 | BLT 28 | Field Goal |
| 6 | 12:54 | 8:44 | 4:10 | Punt | OAK 25 | 10 | 33 | 12 | 45 | 3 | BLT 30 | Field Goal |
| 7 | 6:36 | 2:12 | 4:24 | Punt | OAK 16 | 9 | 79 | 5 | 84 | 5 | BLT 29 | Touchdown |
| 8 | 13:37 | 12:33 | 1:04 | Kickoff | OAK 20 | 3 | 3 | 0 | 3 | 0 | OAK 23 | Punt |
| 9 | 7:03 | 4:54 | 2:09 | Kickoff | OAK 20 | 4 | 13 | 0 | 13 | 1 | OAK 33 | Interception |
| 10 | 2:10 | 0:26 | 1:44 | Kickoff | OAK 20 | 9 | 65 | 15 | 80 | 6 | * BLT 12 | Touchdown |
| 11 | 0:19 | 0:00 | 0:19 | Interception | OAK 38 | 1 | -1 | 0 | -1 | 0 | OAK 38 | End of Game |

(290) Average OAK 26

* inside opponent's 20

| Time of Possession by Quarter | | 1st | 2nd | 3rd | 4th | OT | Total |
|-------------------------------|------------------|------|------|------|------|----|-------|
| Visitor | Baltimore Ravens | 7:09 | 7:08 | 6:26 | 9:44 | | 30:27 |
| Home | Oakland Raiders | 7:51 | 7:52 | 8:34 | 5:16 | | 29:33 |

Kickoff Drive No.-Start Average

Ravens: 8 - BLT 21

Raiders: 7 - OAK 20

Ball Possession And Drive Chart

Baltimore Ravens

| # | Time Recd | Time Lost | Time Poss | How Ball Obtained | Drive Began | # Play | Yds Gain | Yds Pen | Net Yds | 1st Down | Last Scrm | How Given Up |
|----|-----------|-----------|-----------|-------------------|-------------|--------|----------|---------|---------|----------|-----------|--------------|
| 1 | 15:00 | 11:33 | 3:27 | Kickoff | BLT 20 | 6 | 18 | 0 | 18 | 1 | BLT 38 | Punt |
| 2 | 5:16 | 3:35 | 1:41 | Kickoff | BLT 20 | 3 | -5 | 0 | -5 | 0 | BLT 15 | Punt |
| 3 | 1:26 | 0:00 | 1:26 | Kickoff | BLT 20 | 3 | -6 | 0 | -6 | 0 | BLT 14 | Punt |
| 4 | 10:56 | 6:42 | 4:14 | Punt | BLT 35 | 8 | 31 | 0 | 31 | 2 | DEN 34 | Field Goal |
| 5 | 2:29 | 1:13 | 1:16 | Punt | BLT 15 | 3 | 0 | 0 | 0 | 0 | BLT 15 | Punt |
| 6 | 0:09 | 0:00 | 0:09 | Kickoff | BLT 35 | 1 | 0 | 0 | 0 | 0 | BLT 35 | End of Half |
| 7 | 12:24 | 9:33 | 2:51 | Punt | BLT 40 | 8 | 35 | 0 | 35 | 2 | DEN 25 | Field Goal |
| 8 | 8:08 | 6:45 | 1:23 | Punt | BLT 16 | 3 | 8 | 0 | 8 | 0 | BLT 24 | Punt |
| 9 | 2:40 | 0:10 | 2:30 | Punt | BLT 30 | 5 | 15 | 0 | 15 | 1 | BLT 45 | Interception |
| 10 | 0:10 | 13:51 | 1:19 | Kickoff | BLT 20 | 5 | 15 | 0 | 15 | 1 | BLT 35 | Punt |
| 11 | 2:55 | 0:28 | 2:27 | Kickoff | BLT 20 | 14 | 62 | 2 | 64 | 4 | * DEN 16 | Interception |

(271) Average BLT 25

Denver Broncos

| # | Time Recd | Time Lost | Time Poss | How Ball Obtained | Drive Began | # Play | Yds Gain | Yds Pen | Net Yds | 1st Down | Last Scrm | How Given Up |
|----|-----------|-----------|-----------|-------------------|-------------|--------|----------|---------|---------|----------|-----------|--------------|
| 1 | 11:33 | 5:16 | 6:17 | Punt | DEN 14 | 15 | 48 | 0 | 48 | 4 | BLT 38 | Field Goal |
| 2 | 3:35 | 1:26 | 2:09 | Punt | DEN 47 | 6 | 15 | 0 | 15 | 1 | BLT 38 | Field Goal |
| 3 | 15:00 | 10:56 | 4:04 | Punt | DEN 27 | 6 | 1 | 0 | 1 | 1 | DEN 28 | Punt |
| 4 | 6:42 | 2:29 | 4:13 | Kickoff | DEN 20 | 6 | 20 | -5 | 15 | 1 | DEN 35 | Punt |
| 5 | 1:13 | 0:09 | 1:04 | Punt | DEN 45 | 7 | 30 | 0 | 30 | 2 | BLT 25 | Field Goal |
| 6 | 15:00 | 14:04 | 0:56 | Kickoff | DEN 20 | 3 | 0 | 0 | 0 | 0 | DEN 20 | Interception |
| 7 | 14:04 | 12:24 | 1:40 | Kickoff | DEN 20 | 3 | 7 | 0 | 7 | 0 | DEN 27 | Punt |
| 8 | 9:33 | 8:08 | 1:25 | Kickoff | DEN 20 | 3 | 2 | 0 | 2 | 0 | DEN 22 | Punt |
| 9 | 6:45 | 2:40 | 4:05 | Punt | DEN 14 | 6 | 16 | -5 | 11 | 1 | DEN 25 | Punt |
| 10 | 13:51 | 2:55 | 10:56 | Punt | DEN 4 | 17 | 81 | 0 | 81 | 6 | * BLT 15 | Field Goal |
| 11 | 0:28 | 0:00 | 0:28 | Interception | DEN 20 | 1 | -1 | 0 | -1 | 0 | DEN 20 | End of Game |

(251) Average DEN 23

* inside opponent's 20

| Time of Possession by Quarter | | 1st | 2nd | 3rd | 4th | OT | Total |
|--|------------------|--------------------|------|---------------------|-------|----|-------|
| Visitor | Baltimore Ravens | 6:34 | 5:39 | 6:54 | 3:36 | | 22:43 |
| Home | Denver Broncos | 8:26 | 9:21 | 8:06 | 11:24 | | 37:17 |
| Kickoff Drive No.-Start Average | | Ravens: 6 - BLT 22 | | Broncos: 4 - DEN 20 | | | |



GAME 1: BRONCOS 19, RAVENS 13

Baltimore (0-1) · Denver (1-0)

Sunday, September 13, 2015 · 2:25 PM MT · Sports Authority Field at Mile High · Denver
 Weather: 88°, Partly Sunny, Wind NW 13 mph · Attendance: 76,798 · Time: 2:56



Defense dominated for both teams in the Ravens' season-opening 19-13 loss at Denver. Limiting two of the NFL's premier QBs, Baltimore's Joe Flacco and Denver's Peyton Manning, to a total of 292 passing yards and both offenses to just 392 yards, neither defense allowed a TD. The only TDs in the game were scored by cornerbacks, both in the third quarter. The Ravens' Jimmy Smith stole a Manning pass and raced 24 yards to the end zone to give Baltimore a 10-9 early third-quarter lead. The Broncos' Aqib Talib grabbed a Flacco throw and sprinted 51 yards for Denver's lone TD with just 10 seconds left in the period, giving the Broncos a 16-13 lead. After stopping the Ravens on the next series, the Broncos started on their 4-yard line. Denver used 12:05 of the final quarter on this drive that ended with a K Brandon McManus 33-yard field goal to give Denver the final 19-13 advantage. With 2:55 left in the game, the Ravens started their final possession on their 20-yard line. Flacco directed his teammates to the Broncos' 16 with a 15-play effort. Flacco's final pass, which was first grabbed by TE Crockett Gillmore in the end zone, was intercepted by former Raven S Darian Stewart while both players were in the air. The first half featured 4 FGs, three by McManus, including 57- and 56-yard first-quarter boots to give the hosts a 6-0 lead. K Justin Tucker made the score 6-3 before McManus closed the first half with a 43-yarder and a 9-3 lead. Baltimore managed 38 yards before intermission, while Denver produced just 114. Forsett gained 43 yards on 14 runs. Manning, who was sacked four times (twice ILB C.J. Mosley), was 24-of-40 for 175 yards. WRs Emmanuel Sanders and Demaryius Thomas combined for 15 receptions, with Sanders catching 8 for 65 yards. The Ravens' six-time Pro Bowl OLB Terrell Suggs left the game in the final quarter with a season-ending Achilles injury.

BALTIMORE RAVENS (Head Coach: John Harbaugh)

| OFFENSE | | DEFENSE | |
|---------|--------------|---------|--------------|
| WR 11 | K. Aiken | DB 24 | K. Arrington |
| WR 89 | S. Smith Sr. | NT 98 | B. Williams |
| LT 60 | E. Monroe | DE 99 | C. Canty |
| LG 72 | K. Osemele | OLB 55 | T. Suggs |
| C 53 | J. Zuttah | ILB 57 | C. Mosley |
| RG 73 | M. Yanda | ILB 51 | D. Smith |
| RT 71 | R. Wagner | SAM 58 | E. Dumervil |
| TE 80 | C. Gillmore | LCB 21 | L. Webb |
| FB 44 | K. Juszczyk | FS 23 | K. Lewis |
| QB 5 | J. Flacco | SS 33 | W. Hill III |
| RB 29 | J. Forsett | RCB 22 | J. Smith |

DENVER BRONCOS (Head Coach: Gary Kubiak)

| OFFENSE | | DEFENSE | |
|---------|--------------|---------|--------------|
| WR 88 | D. Thomas | DE 96 | V. Walker |
| LT 74 | T. Sambrailo | NT 92 | S. Williams |
| LG 69 | E. Mathis | DE 97 | M. Jackson |
| C 61 | M. Paradis | SLB 58 | V. Miller |
| RG 65 | L. Vasquez | WLB 94 | D. Ware |
| RT 68 | R. Harris | ILB 54 | B. Marshall |
| TE 81 | O. Daniels | ILB 59 | D. Trevathan |
| WR 10 | E. Sanders | LCB 21 | A. Talib |
| RB 22 | C. Anderson | RCB 25 | C. Harris |
| QB 18 | P. Manning | SS 30 | D. Bruton |
| WR 11 | J. Norwood | FS 26 | D. Stewart |

GAME SUMMARY

| | 1 | 2 | 3 | 4 | OT | TOTAL | FIELD GOALS (MADE) & MISSED |
|-----------|---|---|----|---|----|-------|-----------------------------|
| BALTIMORE | 0 | 3 | 10 | 0 | - | 13 | J. Tucker (52, 44) |
| DENVER | 6 | 3 | 7 | 3 | - | 19 | B. McManus (57, 56, 43, 33) |

| TEAM | QTR | TIME | PLAY DESCRIPTION (extra point) | DRIVE | SCORE |
|---------|-----|-------|---|--------------|-------|
| Broncos | 1 | 5:16 | B. McManus 57 yd. Field Goal | 15-48, 6:17 | 0-3 |
| Broncos | 1 | 1:26 | B. McManus 56 yd. Field Goal | 6-15, 2:09 | 0-6 |
| Ravens | 2 | 6:42 | J. Tucker 52 yd. Field Goal | 8-31, 4:14 | 3-6 |
| Broncos | 2 | 0:09 | B. McManus 43 yd. Field Goal | 7-30, 1:04 | 3-9 |
| Ravens | 3 | 14:04 | J. Smith 24 yd. interception return (J. Tucker kick) | | 10-9 |
| Ravens | 3 | 9:33 | J. Tucker 44 yd. Field Goal | 8-35, 2:51 | 13-9 |
| Broncos | 3 | 0:10 | A. Talib 51 yd. interception return (B. McManus kick) | | 13-16 |
| Broncos | 4 | 2:55 | B. McManus 33 yd. Field Goal | 17-81, 10:56 | 13-19 |

OFFICIALS – Referee: Gene Steratore (114), Umpire: Barry Anderson (20), Head Linesman: Ed Walker (123), Line Judge: Gary Arthur (108), Side Judge: Bob Waggoner (25), Field Judge: Mike Weatherford (116), Back Judge: Dino Paganelli (105)

TEAM STATISTICS

| | RAVENS | BRONCOS |
|-------------------------------|------------|-------------|
| First Downs | 11 (6-4-1) | 16 (4-11-1) |
| Third Downs | 2-13 (15%) | 8-18 (44%) |
| Fourth Downs | 1-1 (100%) | 0-0 (0%) |
| Total Net Yards | 173 | 219 |
| Plays – Average | 57-3.0 | 69-3.2 |
| Net Yds Rushing | 73 | 69 |
| Rushes – Average | 23-3.2 | 25-2.8 |
| Net Yards Passing | 100 | 150 |
| Att. – Yds Lost – Gross Pass. | 2-17-117 | 4-25-175 |
| Passes Att. – Comp. – INT | 32-18-2 | 40-24-1 |
| Red Zone | 0-1 (0%) | 0-1 (0%) |
| Goal-to-Go | 0-0 (0%) | 0-0 (0%) |
| Punts – Avg. | 6-51.7 | 5-51.8 |
| Penalties – Yards | 3-15 | 8-45 |
| Fumbles – Lost | 0-0 | 0-0 |
| Time of Possession | 22:43 | 37:17 |

INDIVIDUAL STATISTICS

| RAVENS | | | | | | | | | | | BRONCOS | | | | | | | | | | |
|--|-----------|------------|-------------|-------------|----------|-----------|----------|-------------|--|--|--|-----------|------------|-------------|-------------|----------|-----------|----------|-------------|--|--|
| RUSHING | | | | | | | | | | | RUSHING | | | | | | | | | | |
| J. Forsett | 14 | 43 | 3.1 | 20 | 0 | | | | | | R. Hillman | 12 | 41 | 3.4 | 11 | 0 | | | | | |
| J. Allen | 9 | 30 | 3.3 | 8 | 0 | | | | | | C. Anderson | 12 | 29 | 2.4 | 6 | 0 | | | | | |
| Total | 23 | 73 | 3.2 | 20 | 0 | | | | | | Total | 25 | 69 | 2.8 | 11 | 0 | | | | | |
| PASSING | | | | | | | | | | | PASSING | | | | | | | | | | |
| J. Flacco | 32 | 18 | 117 | 2/17 | 0 | 22 | 2 | 38.2 | | | P. Manning | 40 | 24 | 175 | 4/25 | 0 | 18 | 1 | 59.9 | | |
| Total | 32 | 18 | 117 | 2/17 | 0 | 22 | 2 | 38.2 | | | Total | 40 | 24 | 175 | 4/25 | 0 | 18 | 1 | 59.9 | | |
| RECEIVING | | | | | | | | | | | RECEIVING | | | | | | | | | | |
| K. Juszczyk | 4 | 17 | 4.3 | 9 | 0 | | | | | | E. Sanders | 8 | 65 | 8.1 | 18 | 0 | | | | | |
| J. Forsett | 4 | 13 | 3.3 | 7 | 0 | | | | | | D. Thomas | 7 | 60 | 8.6 | 11 | 0 | | | | | |
| M. Brown | 2 | 25 | 12.5 | 22 | 0 | | | | | | C. Anderson | 4 | 19 | 4.8 | 8 | 0 | | | | | |
| C. Gillmore | 2 | 23 | 11.5 | 14 | 0 | | | | | | J. Norwood | 2 | 25 | 12.5 | 15 | 0 | | | | | |
| S. Smith | 2 | 13 | 6.5 | 10 | 0 | | | | | | O. Daniels | 2 | 5 | 2.5 | 9 | 0 | | | | | |
| M. Williams | 1 | 15 | 15.0 | 15 | 0 | | | | | | A. Caldwell | 1 | 1 | 1.0 | 1 | 0 | | | | | |
| M. Campanaro | 1 | 8 | 8.0 | 8 | 0 | | | | | | Total | 24 | 175 | 7.3 | 18 | 0 | | | | | |
| J. Allen | 1 | 4 | 4.0 | 4 | 0 | | | | | | Total | 40 | 24 | 175 | 4/25 | 0 | 18 | 1 | 59.9 | | |
| K. Aiken | 1 | -1 | -1.0 | -1 | 0 | | | | | | Total | 2 | 51 | 25.5 | 51 | 1 | | | | | |
| Total | 18 | 117 | 6.5 | 22 | 0 | | | | | | Total | 2 | 51 | 25.5 | 51 | 1 | | | | | |
| INTERCEPTIONS | | | | | | | | | | | INTERCEPTIONS | | | | | | | | | | |
| J. Smith | NO | YDS | AVG | LG | TD | | | | | | A. Talib | 1 | 51 | 51.0 | 51 | 1 | | | | | |
| Total | 1 | 24 | 24.0 | 24 | 1 | | | | | | D. Stewart | 1 | 0 | 0.0 | 0 | 0 | | | | | |
| Total | 1 | 24 | 24.0 | 24 | 1 | | | | | | Total | 2 | 51 | 25.5 | 51 | 1 | | | | | |
| SACKS | | | | | | | | | | | SACKS | | | | | | | | | | |
| C. Mosley 2-8; A. McClellan 1-9; C. Canty 1-8 | | | | | | | | | | | D. Ware 1-9; B. Marshall 1-8 | | | | | | | | | | |
| TACKLES (TOP 3) | | | | | | | | | | | TACKLES (TOP 3) | | | | | | | | | | |
| J. Smith 8 (8 solo), B. Williams 7 (6 solo), D. Smith 6 (2 solo) | | | | | | | | | | | D. Trevathan 9 (6 solo), B. Marshall 7 (6 solo), D. Stewart 4 (3 solo) | | | | | | | | | | |




GAME 2: RAIDERS 37, RAVENS 33

Baltimore (0-2) • Oakland (1-1)

Sunday, September 20, 2015 • 1:05 PM PT • O.co Coliseum • Oakland

Weather: 80°, Sunny, Wind WNW 8 mph • Attendance: 53,500 • Time: 3:25



A game-winning interception by S Will Hill III with 41 seconds left in the game appeared to secure a 33-30 come-from-behind win for the Ravens. But, a defensive holding call on Hill gave the Raiders a chance to win the contest, and they did when QB Derek Carr hit WR Seth Roberts with a 12-yard TD strike on the next play, securing a 37-33 victory. Carr, who threw for a career-high 351 yards with 3 scores, directed the Raiders on a 9-play, 80-yard drive in a minute and 44 seconds for the game-clincher. The Ravens had taken a 3-point lead on K Justin Tucker's 31-yard field goal with 2:10 remaining in the fourth quarter. QB Joe Flacco just missed connecting with WR Steve Smith Sr. in the end zone on the previous play. Flacco completed 32 of 45 passes for 384 yards, including a pair of TDs to TE Crockett Gillmore. The Raiders, who won their first game under new head coach Jack Del Rio, jumped to a 10-0 early lead when Carr found WR Amari Cooper for a 68-yard TD pass on the game's opening drive. WR Kamar Aiken then fumbled on the Ravens' first offensive play, setting up a 23-yard K Sebastian Janikowski FG. After a Tucker FG (22 yards) and the first Gillmore TD (26 yards), the Ravens earned a 10-10 tie at the end of the first quarter. Gillmore's second TD (9 yards) and another Tucker FG (21 yards) matched the Raiders' 10 second-quarter points (RB Latavius Murray's 1-yard TD and a Janikowski 46-yarder) to tie the game at 20 at the half. A Janikowski 48-yard FG and a Carr-to-WR Michael Crabtree TD (29 yards) gave Oakland a 30-20 lead entering the final quarter. Tucker's 37-yard FG and a RB Lorenzo Taliaferro 7-yard TD scamper tied the game with 7:03 remaining. The teams combined for 941 yards of offense, with the Ravens gaining 493 to the Raiders' 448. RB Justin Forsett rushed for 68 yards on 15 carries. Crabtree and Cooper caught 9 and 7 passes for 111 and 109 yards, respectively.

BALTIMORE RAVENS (Head Coach: John Harbaugh)

| OFFENSE | | DEFENSE | |
|---------|--------------|---------|-------------|
| WR 11 | K. Aiken | DT 97 | T. Jernigan |
| WR 89 | S. Smith Sr. | NT 98 | B. Williams |
| LT 74 | J. Hurst | DE 99 | C. Canty |
| LG 72 | K. Osemele | OLB 58 | E. Dumervil |
| C 53 | J. Zuttah | ILB 57 | C. Mosley |
| RG 73 | M. Yanda | ILB 51 | D. Smith |
| RT 71 | R. Wagner | SAM 91 | C. Upshaw |
| TE 80 | C. Gillmore | LCB 21 | L. Webb |
| TE 87 | M. Williams | FS 23 | K. Lewis |
| QB 5 | J. Flacco | SS 33 | W. Hill III |
| RB 29 | J. Forsett | RCB 22 | J. Smith |

OAKLAND RAIDERS (Head Coach: Jack Del Rio)

| OFFENSE | | DEFENSE | |
|---------|-------------|---------|--------------|
| WR 15 | M. Crabtree | DE 91 | J. Tuck |
| LT 72 | D. Penn | DT 90 | D. Williams |
| LG 66 | G. Jackson | NT 98 | C. Wilson |
| C 61 | R. Hudson | DE 52 | K. Mack |
| RG 76 | J. Webb | OLB 57 | R. Armstrong |
| RT 77 | A. Howard | MLB 50 | C. Lofton |
| WR 89 | A. Cooper | OLB 53 | M. Smith |
| TE 86 | L. Smith | CB 25 | D. Hayden |
| QB 4 | D. Carr | CB 38 | T. Carrie |
| RB 28 | L. Murray | S 24 | C. Woodson |
| FB 45 | M. Reece | S 27 | T. Mays |

GAME SUMMARY

| | 1 | 2 | 3 | 4 | OT | TOTAL | FIELD GOALS (MADE) & MISSED | |
|-----------|-----|-------|---|----|----|-------------|-----------------------------|--|
| BALTIMORE | 10 | 10 | 0 | 13 | - | 33 | J. Tucker (22, 21, 37, 31) | |
| OAKLAND | 10 | 10 | 10 | 7 | - | 37 | S. Janikowski (23, 46, 48) | |
| TEAM | QTR | TIME | PLAY DESCRIPTION (extra point) | | | DRIVE | SCORE | |
| Raiders | 1 | 12:49 | A. Cooper 68 yd. pass from D. Carr (S. Janikowski kick) | | | 6-80, 2:11 | 0-7 | |
| Raiders | 1 | 11:44 | S. Janikowski 23 yd. Field Goal | | | 4-24, 0:58 | 0-10 | |
| Ravens | 1 | 7:41 | J. Tucker 22 yd. Field Goal | | | 10-66, 4:03 | 3-10 | |
| Ravens | 1 | 0:00 | C. Gillmore 26 yd. pass from J. Flacco (J. Tucker kick) | | | 6-80, 2:59 | 10-10 | |
| Raiders | 2 | 12:52 | L. Murray 1 yd. run (S. Janikowski kick) | | | 5-80, 2:08 | 10-17 | |
| Ravens | 2 | 7:44 | C. Gillmore 9 yd. pass from J. Flacco (J. Tucker kick) | | | 9-80, 5:08 | 17-17 | |
| Raiders | 2 | 2:00 | S. Janikowski 46 yd. Field Goal | | | 10-52, 5:44 | 17-20 | |
| Ravens | 2 | 0:00 | J. Tucker 21 yd. Field Goal | | | 10-77, 2:00 | 20-20 | |
| Raiders | 3 | 8:44 | S. Janikowski 48 yd. Field Goal | | | 10-45, 4:10 | 20-23 | |
| Raiders | 3 | 2:12 | M. Crabtree 29 yd. pass from D. Carr (S. Janikowski kick) | | | 9-84, 4:24 | 20-30 | |
| Ravens | 4 | 13:37 | J. Tucker 37 yd. Field Goal | | | 10-61, 3:35 | 23-30 | |
| Ravens | 4 | 7:03 | L. Taliaferro 7 yd. run (J. Tucker kick) | | | 11-93, 5:30 | 30-30 | |
| Ravens | 4 | 2:10 | J. Tucker 31 yd. Field Goal | | | 8-24, 2:44 | 33-30 | |
| Raiders | 4 | 0:26 | S. Roberts 12 yd. pass from D. Carr (S. Janikowski kick) | | | 9-80, 1:44 | 33-37 | |

OFFICIALS – Referee: Peter Morelli (135), Umpire: Ruben Fowler (71), Head Linesman: Ed Camp (134), Line Judge: Sarah Thomas (53), Side Judge: Rob Vernatchi (75), Field Judge: Rick Patterson (15), Back Judge: Dale Shaw (104)

TEAM STATISTICS

| | RAVENS | RAIDERS |
|-------------------------------|-------------|-------------|
| First Downs | 29 (7-17-5) | 27 (4-17-6) |
| Third Downs | 4-11 (36%) | 9-14 (64%) |
| Fourth Downs | 2-2 (100%) | 0-0 (0%) |
| Total Net Yards | 493 | 448 |
| Plays – Average | 70-7.0 | 66-6.8 |
| Net Yds Rushing | 109 | 97 |
| Rushes – Average | 25-4.4 | 19-5.1 |
| Net Yards Passing | 384 | 351 |
| Att. – Yds Lost – Gross Pass. | 0-0-384 | 1-0-351 |
| Passes Att. – Comp. – INT | 45-32-1 | 46-30-1 |
| Red Zone | 2-6 (33%) | 2-3 (67%) |
| Goal-to-Go | 0-2 (0%) | 1-2 (50%) |
| Punts – Avg. | 2-46.0 | 2-59.0 |
| Penalties – Yards | 10-109 | 16-106 |
| Fumbles – Lost | 1-1 | 0-0 |
| Time of Possession | 30:26 | 29:34 |

INDIVIDUAL STATISTICS

| RAVENS | | | | | | | | | | | RAIDERS | | | | | | | | | | |
|--|-----------|------------|-------------|------------|----------|--------------|-----------|--------------|--------------|------------|---|------------|------------|----------|-----------|----------|--------------|--|--|--|--|
| RUSHING | | | | | | | | | | | RUSHING | | | | | | | | | | |
| | ATT | YDS | AVG | LG | TD | | ATT | YDS | AVG | LG | TD | | ATT | YDS | AVG | LG | TD | | | | |
| J. Forsett | 15 | 68 | 4.5 | 16 | 0 | L. Murray | 15 | 65 | 4.3 | 9 | 1 | | | | | | | | | | |
| L. Taliaferro | 7 | 34 | 4.9 | 7 | 1 | D. Carr | 2 | 23 | 11.5 | 24 | 0 | | | | | | | | | | |
| J. Allen | 1 | 5 | 5.0 | 5 | 0 | T. Jones | 2 | 9 | 4.5 | 7 | 0 | | | | | | | | | | |
| J. Flacco | 2 | 2 | 1.0 | 2 | 0 | | | | | | | | | | | | | | | | |
| Total | 25 | 109 | 4.4 | 16 | 1 | Total | 19 | 97 | 5.1 | 24 | 1 | | | | | | | | | | |
| PASSING | | | | | | | | | | | PASSING | | | | | | | | | | |
| | ATT | CMP | YDS | SK/YD | TD | LG | IN | RT | | ATT | CMP | YDS | SK/YD | TD | LG | IN | RT | | | | |
| J. Flacco | 45 | 32 | 384 | 0/0 | 2 | 38 | 1 | 102.5 | D. Carr | 46 | 30 | 351 | 1/0 | 3 | 68 | 1 | 100.9 | | | | |
| Total | 45 | 32 | 384 | 0/0 | 2 | 38 | 1 | 102.5 | Total | 46 | 30 | 351 | 1/0 | 3 | 68 | 1 | 100.9 | | | | |
| RECEIVING | | | | | | | | | | | RECEIVING | | | | | | | | | | |
| | REC | YDS | AVG | LG | TD | | REC | YDS | AVG | LG | TD | | REC | YDS | AVG | LG | TD | | | | |
| S. Smith | 10 | 150 | 15.0 | 37 | 0 | M. Crabtree | 9 | 111 | 12.3 | 37 | 1 | | | | | | | | | | |
| K. Aiken | 5 | 89 | 17.8 | 38 | 0 | A. Cooper | 7 | 109 | 15.6 | 68 | 1 | | | | | | | | | | |
| C. Gillmore | 5 | 88 | 17.6 | 38 | 2 | A. Holmes | 3 | 50 | 16.7 | 21 | 0 | | | | | | | | | | |
| J. Forsett | 4 | 12 | 3.0 | 7 | 0 | L. Murray | 3 | 22 | 7.3 | 12 | 0 | | | | | | | | | | |
| L. Taliaferro | 3 | 12 | 4.0 | 6 | 0 | M. Rivera | 3 | 15 | 5.0 | 7 | 0 | | | | | | | | | | |
| M. Brown | 2 | 12 | 6.0 | 7 | 0 | M. Reece | 1 | 16 | 16.0 | 16 | 0 | | | | | | | | | | |
| K. Juszczyk | 1 | 11 | 11.0 | 11 | 0 | S. Roberts | 1 | 12 | 12.0 | 12 | 1 | | | | | | | | | | |
| M. Williams | 1 | 8 | 8.0 | 8 | 0 | L. Smith | 1 | 6 | 6.0 | 6 | 0 | | | | | | | | | | |
| J. Allen | 1 | 2 | 2.0 | 2 | 0 | T. Jones | 1 | 6 | 6.0 | 6 | 0 | | | | | | | | | | |
| Total | 32 | 384 | 12.0 | 38 | 2 | Total | 30 | 351 | 11.7 | 68 | 3 | | | | | | | | | | |
| INTERCEPTIONS | | | | | | | | | | | INTERCEPTIONS | | | | | | | | | | |
| | NO | YDS | AVG | LG | TD | | NO | YDS | AVG | LG | TD | | NO | YDS | AVG | LG | TD | | | | |
| W. Hill III | 1 | 25 | 25.0 | 25 | 0 | N. Thorpe | 1 | -12 | -12.0 | -12 | 0 | | | | | | | | | | |
| Total | 1 | 25 | 25.0 | 25 | 0 | Total | 1 | -12 | -12.0 | -12 | 0 | | | | | | | | | | |
| SACKS | | | | | | | | | | | SACKS | | | | | | | | | | |
| J. Smith | 1-0 | | | | | | | | | | None | | | | | | | | | | |
| TACKLES (TOP 3) | | | | | | | | | | | TACKLES (TOP 3) | | | | | | | | | | |
| C. Mosley 9 (8 solo), D. Smith 8 (7 solo), 3 tied at 5 | | | | | | | | | | | C. Lofton 13 (7 solo), M. Smith 12 (7 solo), D. Hayden 6 (4 solo) | | | | | | | | | | |



GAME 3: BENGALS 28, RAVENS 24

Baltimore (0-3) - Cincinnati (3-0)

Sunday, September 27, 2015 • 1:02 PM ET • M&T Bank Stadium • Baltimore
 Weather: 70°, Partly Cloudy, Wind ENE 12 mph • Attendance: 70,970 • Time: 3:27



The Ravens fell to 0-3 for the first time in franchise history when they dropped a dramatic 28-24 decision to the Bengals at M&T Bank Stadium in Baltimore's home opener. Cincinnati QB Andy Dalton was spectacular, completing 20 of 32 passes for 383 yards and 3 touchdowns, including 2 in the fourth quarter to WR A.J. Green. A Dalton-to-Green 7-yarder sealed the Bengals' victory with 2:10 left in the contest. Green grabbed 10 for 227, the third-most receiving yards ever against the Ravens. The final TD completed a wild fourth quarter, which featured 31 points scored. Baltimore trailed 14-7 after three quarters. A 21-yard K Justin Tucker field goal made it 14-10, and then the Ravens took their first lead of the game (17-14) when ILB C.J. Mosley scooped up a Dalton fumble and raced 41 yards for a TD. OLB Elvis Dumervil's sack and strip fumble started that sequence. The lead lasted until the next play from scrimmage when Dalton found the streaking Green for an 80-yard TD and a 21-17 lead. The Ravens roared right back, completing a 9-play, 79-yard drive that ended with QB Joe Flacco's 16-yard TD strike to WR Steve Smith Sr. with 3:56 remaining. That 24-21 advantage was short-lived, with Cincy's final TD drive coming on the next series. The Bengals took a 14-0 halftime lead on a Dalton 7-yard TD scramble and his 16-yard scoring throw to WR Marvin Jones. A third TD was lost when a 2-yard TD from Dalton to TE Tyler Eifert was reversed by the Replay Official at the two-minute warning. Another Cincinnati TD was stopped by a CB Jimmy Smith INT in the end zone to end the first series of the third quarter. The two teams combined for 856 yards. Smith Sr. caught 13 for 186 yards (first- and third-highest totals in Ravens history) with 2 TDs. Smith Sr.'s first score came on a 50-yarder in the third quarter on a fourth-and-5. There were 22 penalties called in the game, 13 against the Ravens.

CINCINNATI BENGALS (Head Coach: Marvin Lewis)

| OFFENSE | | | DEFENSE | | |
|---------|----|--------------|---------|----|----------------|
| WR | 18 | A. Green | LDE | 96 | C. Dunlap |
| LT | 77 | A. Whitworth | NT | 94 | D. Peko |
| LG | 65 | C. Boling | DT | 97 | G. Atkins |
| C | 61 | R. Bodine | RDE | 90 | M. Johnson |
| RG | 68 | K. Zeitler | SLB | 50 | A. Hawk |
| RT | 71 | A. Smith | MLB | 58 | R. Mauluga |
| TE | 85 | T. Eifert | WLB | 57 | V. Rey |
| H-B | 89 | R. Hewitt | LCB | 27 | D. Kirkpatrick |
| WR | 82 | M. Jones | RCB | 24 | A. Jones |
| QB | 14 | A. Dalton | SS | 43 | G. Iloka |
| HB | 32 | J. Hill | FS | 20 | R. Nelson |

BALTIMORE RAVENS (Head Coach: John Harbaugh)

| OFFENSE | | | DEFENSE | | |
|---------|----|--------------|---------|----|-------------|
| WR | 11 | K. Aiken | DT | 94 | C. Davis |
| WR | 89 | S. Smith Sr. | NT | 98 | B. Williams |
| LT | 74 | J. Hurst | DE | 93 | L. Guy |
| LG | 72 | K. Osemele | OLB | 58 | E. Dumervil |
| C | 53 | J. Zuttah | ILB | 57 | C. Mosley |
| RG | 73 | M. Yanda | ILB | 51 | D. Smith |
| RT | 71 | R. Wagner | SAM | 91 | C. Upshaw |
| TE | 80 | C. Gillmore | LCB | 21 | L. Webb |
| FB | 44 | K. Juszczyk | FS | 23 | K. Lewis |
| QB | 5 | J. Flacco | SS | 33 | W. Hill III |
| RB | 29 | J. Forsett | RCB | 22 | J. Smith |

GAME SUMMARY

| | 1 | 2 | 3 | 4 | OT | TOTAL | FIELD GOALS (MADE) & MISSED |
|------------|---|---|---|----|----|-------|-----------------------------|
| CINCINNATI | 7 | 7 | 0 | 14 | - | 28 | None |
| BALTIMORE | 0 | 0 | 7 | 17 | - | 24 | J. Tucker 50 WR (21) |

| TEAM | QTR | TIME | PLAY DESCRIPTION (extra point) | DRIVE | SCORE |
|---------|-----|-------|--|-------------|-------|
| Bengals | 1 | 7:20 | A. Dalton 7 yd. run (M. Nugent kick) | 10-67, 5:25 | 7-0 |
| Bengals | 2 | 12:18 | M. Jones 16 yd. pass from A. Dalton (M. Nugent kick) | 3-30, 0:19 | 14-0 |
| Ravens | 3 | 6:23 | S. Smith 50 yd. pass from J. Flacco (J. Tucker kick) | 7-80, 4:20 | 14-7 |
| Ravens | 4 | 13:27 | J. Tucker 21 yd. Field Goal | 12-62, 5:58 | 14-10 |
| Ravens | 4 | 6:49 | C. Mosley 41 yd. fumble return (J. Tucker kick) | | 14-17 |
| Bengals | 4 | 6:37 | A. Green 80 yd. pass from A. Dalton (M. Nugent kick) | 1-80, 0:12 | 21-17 |
| Ravens | 4 | 3:56 | S. Smith 16 yd. pass from J. Flacco (J. Tucker kick) | 9-79, 2:41 | 21-24 |
| Bengals | 4 | 2:10 | A. Green 7 yd. pass from A. Dalton (M. Nugent kick) | 6-80, 1:46 | 28-24 |

OFFICIALS – Referee: Walt Anderson (66), Umpire: Butch Hannah (40), Head Linesman: Steve Stelljes (22), Line Judge: Byron Boston (18), Side Judge: Laird Hayes (125), Field Judge: Eugene Hall (103), Back Judge: Todd Prukop (30)

TEAM STATISTICS

| | BENGALS | RAVENS |
|-------------------------------|-------------|-------------|
| First Downs | 23 (6-13-4) | 19 (4-13-2) |
| Third Downs | 8-15 (53%) | 7-16 (44%) |
| Fourth Downs | 1-2 (50%) | 2-3 (67%) |
| Total Net Yards | 458 | 398 |
| Plays – Average | 65-7.0 | 67-5.9 |
| Net Yds Rushing | 86 | 36 |
| Rushes – Average | 31-2.8 | 18-2.0 |
| Net Yards Passing | 372 | 362 |
| Att. – Yds Lost – Gross Pass. | 2-11-383 | 0-0-362 |
| Passes Att. – Comp. – INT | 32-20-1 | 49-32-1 |
| Red Zone | 3-6 (50%) | 1-2 (50%) |
| Goal-to-Go | 2-2 (100%) | 0-1 (0%) |
| Punts – Avg. | 3-54.7 | 4-43.5 |
| Penalties – Yards | 9-67 | 13-116 |
| Fumbles – Lost | 1-1 | 1-0 |
| Time of Possession | 30:08 | 29:52 |

INDIVIDUAL STATISTICS

| BENGALS | | | | | | RAVENS | | | | | | | | | | | |
|--|--|------------|-------------|-------------|----------|----------------------|-----------|--------------|----------------|-----------|-----------|------------|------------|----------|-----------|----------|-------------|
| RUSHING | ATT | YDS | AVG | LG | TD | RUSHING | ATT | YDS | AVG | LG | TD | | | | | | |
| G. Bernard | 13 | 49 | 3.8 | 7 | 0 | J. Forsett | 10 | 13 | 1.3 | 5 | 0 | | | | | | |
| J. Hill | 12 | 21 | 1.8 | 6 | 0 | J. Allen | 3 | 12 | 4.0 | 9 | 0 | | | | | | |
| A. Dalton | 5 | 10 | 2.0 | 7 | 1 | M. Campanaro | 1 | 8 | 8.0 | 8 | 0 | | | | | | |
| M. Sanu | 1 | 6 | 6.0 | 6 | 0 | A. Levine | 1 | 3 | 3.0 | 3 | 0 | | | | | | |
| | | | | | | L. Taliaferro | 3 | 0 | 0.0 | 1 | 0 | | | | | | |
| Total | 31 | 86 | 2.8 | 7 | 1 | Total | 18 | 36 | 2.0 | 9 | 0 | | | | | | |
| PASSING | ATT | CMP | YDS | SK/YD | TD | LG | IN | RT | PASSING | ATT | CMP | YDS | SK/YD | TD | LG | IN | RT |
| A. Dalton | 32 | 20 | 383 | 2/11 | 3 | 80 | 1 | 122.3 | J. Flacco | 49 | 32 | 362 | 0/0 | 2 | 50 | 1 | 92.4 |
| Total | 32 | 20 | 383 | 2/11 | 3 | 80 | 1 | 122.3 | Total | 49 | 32 | 362 | 0/0 | 2 | 50 | 1 | 92.4 |
| RECEIVING | REC | YDS | AVG | LG | TD | RECEIVING | REC | YDS | AVG | LG | TD | | | | | | |
| A. Green | 10 | 227 | 22.7 | 80 | 2 | S. Smith | 13 | 186 | 14.3 | 50 | 2 | | | | | | |
| M. Jones | 5 | 94 | 18.8 | 32 | 1 | J. Forsett | 4 | 16 | 4.0 | 8 | 0 | | | | | | |
| G. Bernard | 3 | 34 | 11.3 | 23 | 0 | M. Williams | 3 | 44 | 14.7 | 28 | 0 | | | | | | |
| M. Sanu | 2 | 28 | 14.0 | 19 | 0 | C. Gillmore | 3 | 40 | 13.3 | 19 | 0 | | | | | | |
| T. Eifert | 0 | 0 | 0.0 | 0 | 0 | M. Brown | 2 | 29 | 14.5 | 21 | 0 | | | | | | |
| | | | | | | N. Boyle | 2 | 19 | 9.5 | 13 | 0 | | | | | | |
| Total | 20 | 383 | 19.2 | 80 | 3 | Total | 32 | 362 | 11.3 | 50 | 2 | | | | | | |
| INTERCEPTIONS | NO | YDS | AVG | LG | TD | INTERCEPTIONS | NO | YDS | AVG | LG | TD | | | | | | |
| A. Jones | 1 | 0 | 0.0 | 0 | 0 | J. Smith | 1 | 0 | 0.0 | 0 | 0 | | | | | | |
| Total | 1 | 0 | 0.0 | 0 | 0 | Total | 1 | 0 | 0.0 | 0 | 0 | | | | | | |
| SACKS | SACKS | | | | | | | | | | | | | | | | |
| None | W. Hill III 1-8, E. Dumervil 1-3 | | | | | | | | | | | | | | | | |
| TACKLES (TOP 3) | TACKLES (TOP 3) | | | | | | | | | | | | | | | | |
| V. Rey 8 (4 solo), A. Hawk 6 (5 solo), A. Jones 6 (4 solo) | B. Williams 8 (4 solo), D. Smith 7 (2 solo), L. Guy 7 (2 solo) | | | | | | | | | | | | | | | | |



GAME 4: RAVENS 23, STEELERS 20 (OT)

Baltimore (1-3) - Pittsburgh (2-2)

Thursday, October 1, 2015 - 8:26 PM ET - Heinz Field - Pittsburgh

Weather: 63°, Cloudy, Wind ENE 8 mph - Attendance: 63,929 - Time: 3:23



In the swirling winds at Heinz Field, K Justin Tucker nailed a game-winning 52-yard FG to give the Ravens their first win of the season, stopping the host Steelers, 23-20, in overtime last Thursday. Baltimore rallied from a 13-point, 20-7 third-quarter deficit that included a 42-yard Tucker FG to tie the game at 20 with :03 seconds left in the contest. Pittsburgh K Josh Scobee missed 2 fourth-quarter FGs (49 and 41 yards) and was released after the game. Tucker was not the Ravens' only hero. Twice in the extra quarter, the Ravens' defense stopped the Steelers on fourth down, including prior to the game-winning drive, which started on the Baltimore 33-yard line. The Ravens ran the ball 6 of the final 7 plays, with RB Justin Forsett carrying the ball 5 of those. Forsett finished with 150 yards rushing on 27 carries (5.6 avg.). Scobee gave the Steelers an early 3-0 lead on a 45-yard FG. The Ravens answered with a 12-play, 75-yard, first-quarter drive that ended with WR Michael Campanaro's 9-yard touchdown on an end-around. Pittsburgh took control of the second quarter with 10 points for a 13-7 halftime lead. Scobee's 36-yarder and RB Le'Veon Bell's 11-yard TD scamper provided the points. The Steelers increased the lead to 20-7 on their first possession of the third quarter when QB Mike Vick, who was subbing for the injured Ben Roethlisberger, found WR Darrius Heyward-Bey in the back of the end zone for an 11-yard score. QB Joe Flacco brought the Ravens within 6 points (20-14), throwing a perfect 11-yard TD to WR Kamar Aiken. Tucker then scored the game's remaining points, including a 40-yarder to bring the Ravens within three, 20-17, with 10:14 left in regulation. Aiken caught 5 balls for 77 yards, including a clutch 11-yard grab on the game-winning series. Bell rushed 22 times for 129 yards, ending Baltimore's NFL-leading streak of stopping 100-yard rushers at 29 games. (Bell had 96 yards in regulation.)

BALTIMORE RAVENS (Head Coach: John Harbaugh)

| OFFENSE | | DEFENSE | |
|---------|--------------|---------|--------------|
| WR 14 | M. Brown | LCB 24 | K. Arrington |
| WR 89 | S. Smith Sr. | NT 98 | B. Williams |
| LT 74 | J. Hurst | DE 94 | C. Davis |
| LG 72 | K. Osemele | OLB 58 | E. Dumervil |
| C 53 | J. Zuttah | ILB 57 | C. Mosley |
| RG 73 | M. Yanda | ILB 51 | D. Smith |
| RT 71 | R. Wagner | SAM 91 | C. Upshaw |
| TE 87 | M. Williams | DB 21 | L. Webb |
| TE 82 | N. Boyle | FS 23 | K. Lewis |
| QB 5 | J. Flacco | SS 33 | W. Hill III |
| RB 29 | J. Forsett | RCB 22 | J. Smith |

PITTSBURGH STEELERS (Head Coach: Mike Tomlin)

| OFFENSE | | DEFENSE | |
|---------|----------------|---------|-------------|
| WR 84 | A. Brown | DE 97 | C. Heyward |
| LT 68 | K. Beachum | NT 90 | S. McLendon |
| LG 73 | R. Foster | DE 91 | S. Tuitt |
| C 72 | C. Wallace | LOLB 55 | A. Moats |
| RG 66 | D. DeCastro | LILB 51 | S. Spence |
| RT 77 | M. Gilbert | RILB 94 | L. Timmons |
| TE 83 | H. Miller | ROLB 95 | J. Jones |
| WR 11 | M. Wheaton | LCB 22 | W. Gay |
| QB 2 | M. Vick | FS 23 | M. Mitchell |
| WR 88 | D. Heyward-Bey | SS 20 | W. Allen |
| RB 26 | L. Bell | RCB 41 | A. Blake |

GAME SUMMARY

| | 1 | 2 | 3 | 4 | OT | TOTAL | FIELD GOALS (MADE) & MISSED |
|------------|---|----|---|---|----|-------|-------------------------------|
| BALTIMORE | 7 | 0 | 7 | 6 | 3 | 23 | J. Tucker (40, 42, 52) |
| PITTSBURGH | 3 | 10 | 7 | 0 | 0 | 20 | J. Scobee (45, 36) 49WL 41 WL |

| TEAM | QTR | TIME | PLAY DESCRIPTION (extra point) | DRIVE | SCORE |
|----------|-----|-------|---|-------------|-------|
| Steelers | 1 | 7:41 | J. Scobee 45 yd. Field Goal | 8-52, 4:59 | 0-3 |
| Ravens | 1 | 0:25 | M. Campanaro 9 yd. run (J. Tucker kick) | 12-75, 7:16 | 7-3 |
| Steelers | 2 | 1:37 | L. Bell 11 yd. run (J. Scobee kick) | 8-67, 3:09 | 7-10 |
| Steelers | 2 | 0:00 | J. Scobee 36 yd. Field Goal | 5-27, 0:39 | 7-13 |
| Steelers | 3 | 10:41 | D. Heyward-Bey 9 yd. pass from M. Vick (J. Scobee kick) | 6-26, 4:08 | 7-20 |
| Ravens | 3 | 7:27 | K. Aiken 15 yd. pass from J. Flacco (J. Tucker kick) | 6-80, 3:14 | 14-20 |
| Ravens | 4 | 10:14 | J. Tucker 40 yd. Field Goal | 12-38, 6:58 | 17-20 |
| Ravens | 4 | 0:03 | J. Tucker 42 yd. Field Goal | 7-45, 0:58 | 20-20 |
| Ravens | 5 | 5:08 | J. Tucker 52 yd. Field Goal | 8-32, 4:33 | 23-20 |

OFFICIALS - Referee: Clete Blakeman (34), Umpire: Jeff Rice (44), Head Linesman: Hugo Cruz (94), Line Judge: Carl Johnson (101), Side Judge: Joe Larrew (73), Field Judge: Terry Brown (43), Back Judge: Steve Patrick (17)

TEAM STATISTICS

| | RAVENS | STEELERS |
|-------------------------------|--------------|------------|
| First Downs | 21 (10-10-1) | 17 (8-8-1) |
| Third Downs | 6-17 (35%) | 2-13 (15%) |
| Fourth Downs | 1-4 (25%) | 0-2 (0%) |
| Total Net Yards | 356 | 263 |
| Plays - Average | 78-4.6 | 63-4.2 |
| Net Yds Rushing | 191 | 167 |
| Rushes - Average | 39-4.9 | 33-5.1 |
| Net Yards Passing | 165 | 96 |
| Att. - Yds Lost - Gross Pass. | 5-21-186 | 4-28-124 |
| Passes Att. - Comp. - INT | 34-21-1 | 26-19-0 |
| Red Zone | 2-2 (100%) | 2-3 (67%) |
| Goal-to-Go | 0-0 (0%) | 0-0 (0%) |
| Punts - Avg. | 4-51.0 | 6-39.8 |
| Penalties - Yards | 4-30 | 4-20 |
| Fumbles - Lost | 3-1 | 2-0 |
| Time of Possession | 37:43 | 32:09 |

INDIVIDUAL STATISTICS

| RAVENS | | | | | | | | | | | STEELERS | | | | | | | | | | | | | | | | | | | | | | | | | | | | | | |
|---------------|-----|-----|-----|----|----|-----------|-----|-----|-------|------|-----------|----|----|-------|--------------|-----|---------|------|------|---------|---------|---------|-----------|-------|-----|---------|--------------|------|----------------|------|------|------|----------------|------|---------|-----------|------|-----|------|----|------|
| RUSHING | | | | | | PASSING | | | | | RECEIVING | | | | | | RUSHING | | | | | PASSING | | | | | RECEIVING | | | | | | | | | | | | | | |
| | ATT | YDS | AVG | LG | TD | ATT | CMP | YDS | SK/YD | TD | LG | IN | RT | REC | YDS | AVG | LG | TD | ATT | YDS | AVG | LG | TD | ATT | CMP | YDS | SK/YD | TD | LG | IN | RT | REC | YDS | AVG | LG | TD | | | | | |
| J. Forsett | 27 | 150 | 5.6 | 33 | 0 | J. Flacco | 33 | 20 | 189 | 5/21 | 1 | 20 | 1 | 73.9 | L. Bell | 7 | 21 | 3.0 | 9 | L. Bell | 22 | 129 | 5.9 | 22 | 1 | M. Vick | 26 | 19 | 124 | 4/28 | 1 | 18 | 0 | 95.7 | M. Vick | 9 | 33 | 3.7 | 10 | 0 | |
| J. Allen | 5 | 19 | 3.8 | 12 | 0 | S. Koch | 1 | 1 | -3 | 0/0 | 0 | -3 | 0 | 79.2 | De. Williams | 2 | 5 | 2.5 | 8 | 0 | M. Vick | 9 | 33 | 3.7 | 10 | 0 | De. Williams | 2 | 5 | 2.5 | 8 | 0 | D. Heyward-Bey | 4 | 31 | 7.8 | 12 | 1 | | | |
| L. Taliaferro | 3 | 13 | 4.3 | 5 | 0 | Total | 34 | 21 | 186 | 5/21 | 1 | 20 | 1 | 73.9 | M. Wheaton | 1 | 18 | 18.0 | 18 | 0 | Total | 33 | 167 | 5.1 | 22 | 1 | M. Vick | 26 | 19 | 124 | 4/28 | 1 | 18 | 0 | 95.7 | S. Coates | 1 | 11 | 11.0 | 11 | 0 |
| M. Campanaro | 1 | 9 | 9.0 | 9 | 1 | Total | 39 | 191 | 4.9 | 33 | 1 | | | Total | 26 | 19 | 124 | 4/28 | 1 | 18 | 0 | 95.7 | H. Miller | 1 | 1 | 1.0 | 1 | 0 | D. Heyward-Bey | 4 | 31 | 7.8 | 12 | 1 | | | | | | | |
| J. Flacco | 3 | 0 | 0.0 | 0 | 0 | Total | 34 | 21 | 186 | 5/21 | 1 | 20 | 1 | 73.9 | Total | 19 | 124 | 6.5 | 18 | 1 | Total | 33 | 167 | 5.1 | 22 | 1 | M. Vick | 26 | 19 | 124 | 4/28 | 1 | 18 | 0 | 95.7 | H. Miller | 1 | 1 | 1.0 | 1 | 0 |
| Total | 39 | 191 | 4.9 | 33 | 1 | Total | 34 | 21 | 186 | 5/21 | 1 | 20 | 1 | 73.9 | Total | 26 | 19 | 124 | 4/28 | 1 | 18 | 0 | 95.7 | Total | 26 | 19 | 124 | 4/28 | 1 | 18 | 0 | 95.7 | Total | 26 | 19 | 124 | 4/28 | 1 | 18 | 0 | 95.7 |

SACKS
Z. Smith 2-13, D. Smith 1-9, E. Dumervil 1-6

TACKLES (TOP 3)
D. Smith 13 (10 solo), E. Dumervil 6 (5 solo), C. Mosley 6 (3 solo)

SACKS
J. Harrison 1-10, S. Spence 1-6, S. Tuitt 1-5, C. Heyward 1-0, L. Timmons 1-0

TACKLES (TOP 3)
L. Timmons 11 (10 solo), S. Tuitt 10 (10 solo), Three tied at 8



GAME 5: BROWNS 33, RAVENS 30 (OT)

Baltimore (1-4) - Cleveland (2-3)

Sunday, October 11, 2015 • 1:02 PM ET • M&T Bank Stadium • Baltimore
Weather: 65°, Sunny, Wind SSW 2 mph • Attendance: 71,046 • Time: 3:40



For the fourth time this season – all defeats – the Ravens lost a second-half lead, this time losing to the visiting Browns, 33-30, in overtime. It was the third time Baltimore dropped a game in 2015 after earning a fourth-quarter advantage. This was also the Ravens' second-consecutive overtime game, which followed a 23-20 win at Pittsburgh on Oct. 1. Cleveland K Travis Coons' 32-yard field goal at the 6:43 mark of OT gave the Browns the victory. Coons made all 4 FGs he attempted, but the star of the game was QB Josh McCown, who threw for a Browns' record 457 yards. He completed 36 of 51, including 8 for 139 to TE Gary Barnidge. Barnidge's unusual 18-yard TD catch, which he secured between his legs, gave the visitors a 22-21 edge in the fourth quarter. The Ravens opened the game with a 14-3 lead at the end of the first quarter after QB Joe Flacco (1-yard run) and FB Kyle Juszczyk (8-yard pass from Flacco) scored TDs. Three Coons FGs (43, 43 and 37) brought the Browns within 5 at the half (14-9). Flacco's second 1-yard TD gave the Ravens a 21-9 margin midway through the third quarter. McCown matched that TD with a 10-yard scoring scamper of his own to bring the Browns within 5 (21-16) entering the fourth stanza. After Barnidge's circus TD, the Ravens rebounded to grab a 27-22 lead on RB Justin Forsett's 1-yard TD with 5:56 left in the regulation. Cleveland roared right back, taking a 30-27 lead on McCown's 22-yard TD toss to RB Isaiah Crowell. (A McCown-to-WR Andrew Hawkins 2-point conversion provided the 3-point margin with 3:03 left.) K Justin Tucker's 23-yard FG tied the game at 30 at the end of the fourth. Baltimore won the toss and suffered a three-and-out before punting to the Browns. Cleveland's game-winning, 12-play FG drive ended the game. The Browns produced an impressive 505 yards in the contest. Forsett led all rushers with 121 yards (21 carries).

CLEVELAND BROWNS (Head Coach: Mike Pettine)

| OFFENSE | | | DEFENSE | | |
|---------|----|-------------|---------|----|-------------|
| WR | 16 | A. Hawkins | RE | 94 | R. Starks |
| LT | 73 | J. Thomas | NT | 71 | D. Shelton |
| LG | 75 | J. Bitonio | LE | 92 | D. Bryant |
| C | 55 | A. Mack | OLB | 99 | P. Kruger |
| RG | 77 | J. Greco | MIKE | 56 | K. Dugger |
| RT | 72 | M. Schwartz | WILL | 58 | C. Kirksey |
| TE | 82 | G. Barnidge | OLB | 44 | N. Orchard |
| TE | 81 | J. Dray | LCB | 23 | J. Haden |
| WR | 11 | T. Benjamin | RCB | 22 | T. Williams |
| QB | 13 | J. McCown | DB | 36 | K. Williams |
| RB | 29 | D. Johnson | SS | 31 | D. Whitner |

BALTIMORE RAVENS (Head Coach: John Harbaugh)

| OFFENSE | | | DEFENSE | | |
|---------|----|-------------|---------|----|-------------|
| WR | 11 | K. Aiken | DT | 94 | C. Davis |
| WR | 14 | M. Brown | NT | 98 | B. Williams |
| LT | 60 | E. Monroe | DE | 93 | L. Guy |
| LG | 72 | K. Osemele | OLB | 58 | E. Dumervil |
| C | 53 | J. Zuttah | ILB | 57 | C. Mosley |
| RG | 73 | M. Yanda | ILB | 51 | D. Smith |
| RT | 71 | R. Wagner | SAM | 91 | C. Upshaw |
| TE | 87 | M. Williams | LCB | 21 | L. Webb |
| WR | 12 | D. Waller | FS | 23 | K. Lewis |
| QB | 5 | J. Flacco | SS | 33 | W. Hill III |
| RB | 29 | J. Forsett | RCB | 22 | J. Smith |

GAME SUMMARY

| | 1 | 2 | 3 | 4 | OT | TOTAL | FIELD GOALS (MADE) & MISSED |
|-----------|----|---|---|----|----|-------|-----------------------------|
| CLEVELAND | 3 | 6 | 7 | 14 | 3 | 33 | T. Coons (43, 43, 37, 32) |
| BALTIMORE | 14 | 0 | 7 | 9 | 0 | 30 | J. Tucker 51 WL (23) |

| TEAM | QTR | TIME | PLAY DESCRIPTION (extra point) | DRIVE | SCORE |
|--------|-----|-------|---|-------------|-------|
| Ravens | 1 | 8:30 | J. Flacco 1 yd. run (J. Tucker kick) | 8-61, 3:14 | 0-7 |
| Browns | 1 | 3:11 | T. Coons 43 yd. Field Goal | 10-55, 5:19 | 3-7 |
| Ravens | 1 | 0:16 | K. Juszczyk 8 yd. pass from J. Flacco (J. Tucker kick) | 6-73, 2:55 | 3-14 |
| Browns | 2 | 4:05 | T. Coons 43 yd. Field Goal | 6-36, 2:42 | 6-14 |
| Browns | 2 | 0:00 | T. Coons 37 yd. Field Goal | 7-40, 1:03 | 9-14 |
| Ravens | 3 | 7:47 | J. Flacco 1 yd. run (J. Tucker kick) | 9-90, 4:26 | 9-21 |
| Browns | 3 | 1:06 | J. McCown 10 yd. run (T. Coons kick) | 13-75, 6:41 | 16-21 |
| Browns | 4 | 12:23 | G. Barnidge 18 yd. pass from J. McCown (pass failed) | 4-79, 1:42 | 22-21 |
| Ravens | 4 | 5:56 | J. Forsett 1 yd. run (pass failed) | 7-43, 2:50 | 22-27 |
| Browns | 4 | 3:03 | I. Crowell 22 yd. pass from J. McCown (J. McCown-A. Hawkins pass) | 6-80, 2:53 | 30-27 |
| Ravens | 4 | 0:25 | J. Tucker 23 yd. Field Goal | 11-75, 2:38 | 30-30 |
| Browns | 5 | 6:43 | T. Coons 32 yd. Field Goal | 12-51, 7:11 | 33-30 |

OFFICIALS – Referee: Jeff Triplette (42), Umpire: Shawn Smith (14), Head Linesman: Tony Veteri (36), Line Judge: Jeff Bergman (32), Side Judge: Alex Kemp (55), Field Judge: Dyrol Prioleau (109), Back Judge: Steve Freeman (133)

TEAM STATISTICS

| | BROWNS | RAVENS |
|-------------------------------|-------------|-------------|
| First Downs | 25 (4-18-3) | 22 (10-9-3) |
| Third Downs | 12-19 (63%) | 5-14 (36%) |
| Fourth Downs | 0-0 (0%) | 0-0 (0%) |
| Total Net Yards | 505 | 377 |
| Plays – Average | 80-6.3 | 67-5.6 |
| Net Yds Rushing | 83 | 181 |
| Rushes – Average | 25-3.3 | 31-5.8 |
| Net Yards Passing | 422 | 196 |
| Att. – Yds Lost – Gross Pass. | 4-35-457 | 1-14-210 |
| Passes Att. – Comp. – INT | 51-36-0 | 35-19-0 |
| Red Zone | 2-5 (40%) | 4-5 (80%) |
| Goal-to-Go | 1-1 (100%) | 4-5 (80%) |
| Punts – Avg. | 5-43.4 | 6-49.5 |
| Penalties – Yards | 9-74 | 12-98 |
| Fumbles – Lost | 0-0 | 0-0 |
| Time of Possession | 39:16 | 29:01 |

INDIVIDUAL STATISTICS

| BROWNS | | | | | | | | | | RAVENS | | | | | | | | | | | | | | | | | | | |
|------------------------|--|--|--|--|---|------------|-------------|-------------|----------|------------------------|----------|--------------|----------------|----------|---|------------|-------------|-----------|-----------|--------------|-------------|----------|-----------|----------|-------------|----------|------------|----------|----------|
| RUSHING | | | | | ATT | YDS | AVG | LG | TD | RUSHING | | | | | ATT | YDS | AVG | LG | TD | | | | | | | | | | |
| I. Crowell | | | | | 13 | 49 | 3.8 | 18 | 0 | J. Forsett | | | | | 21 | 121 | 5.8 | 22 | 1 | | | | | | | | | | |
| D. Johnson | | | | | 9 | 22 | 2.4 | 6 | 0 | J. Allen | | | | | 8 | 58 | 7.3 | 44 | 0 | | | | | | | | | | |
| J. McCown | | | | | 3 | 12 | 4.0 | 10 | 1 | J. Flacco | | | | | 2 | 2 | 1.0 | 1 | 2 | | | | | | | | | | |
| Total | | | | | 25 | 83 | 3.3 | 18 | 1 | Total | | | | | 31 | 181 | 5.8 | 44 | 3 | | | | | | | | | | |
| PASSING | | | | | ATT | CMP | YDS | SK/YD | TD | LG | IN | RT | PASSING | | | | | ATT | CMP | YDS | SK/YD | TD | LG | IN | RT | | | | |
| J. McCown | | | | | 51 | 36 | 457 | 4/35 | 2 | 56 | 0 | 111.3 | J. Flacco | | | | | 35 | 19 | 210 | 1/14 | 1 | 48 | 0 | 81.8 | | | | |
| Total | | | | | 51 | 36 | 457 | 4/35 | 2 | 56 | 0 | 111.3 | Total | | | | | 35 | 19 | 210 | 1/14 | 1 | 48 | 0 | 81.8 | | | | |
| RECEIVING | | | | | REC | YDS | AVG | LG | TD | RECEIVING | | | | | REC | YDS | AVG | LG | TD | | | | | | | | | | |
| G. Barnidge | | | | | 8 | 139 | 17.4 | 35 | 1 | K. Aiken | | | | | 4 | 78 | 19.5 | 48 | 0 | | | | | | | | | | |
| A. Hawkins | | | | | 7 | 49 | 7.0 | 22 | 0 | J. Forsett | | | | | 4 | 49 | 12.3 | 32 | 0 | | | | | | | | | | |
| T. Benjamin | | | | | 6 | 83 | 13.8 | 25 | 0 | K. Juszczyk | | | | | 3 | 31 | 10.3 | 15 | 1 | | | | | | | | | | |
| D. Johnson | | | | | 6 | 55 | 9.2 | 27 | 0 | N. Boyle | | | | | 3 | 27 | 9.0 | 11 | 0 | | | | | | | | | | |
| J. Gabriel | | | | | 4 | 75 | 18.8 | 56 | 0 | J. Ross | | | | | 2 | 24 | 12.0 | 18 | 0 | | | | | | | | | | |
| I. Crowell | | | | | 2 | 38 | 19.0 | 22 | 1 | D. Waller | | | | | 1 | 1 | 1.0 | 1 | 0 | | | | | | | | | | |
| J. Dray | | | | | 1 | 7 | 7.0 | 7 | 0 | M. Brown | | | | | 1 | 0 | 0.0 | 0 | 0 | | | | | | | | | | |
| R. Housler | | | | | 1 | 6 | 6.0 | 6 | 0 | M. Williams | | | | | 1 | 0 | 0.0 | 0 | 0 | | | | | | | | | | |
| B. Hartline | | | | | 1 | 5 | 5.0 | 5 | 0 | Total | | | | | 19 | 210 | 11.1 | 48 | 1 | | | | | | | | | | |
| Total | | | | | 36 | 457 | 12.7 | 56 | 2 | INTERCEPTIONS | | | | | NO | YDS | AVG | LG | TD | | | | | | | | | | |
| INTERCEPTIONS | | | | | NO | YDS | AVG | LG | TD | None | | | | | INTERCEPTIONS | | | | | NO | YDS | AVG | LG | TD | | | | | |
| None | | | | | Total | | | | | 0 | 0 | 0.0 | 0 | 0 | None | | | | | Total | | | | | 0 | 0 | 0.0 | 0 | 0 |
| SACKS | | | | | A. Bryant 1-14 | | | | | SACKS | | | | | L. Guy 2-15, T. Jernigan 1-11, B. Williams 1-9 | | | | | | | | | | | | | | |
| TACKLES (TOP 3) | | | | | K. Dansby 10 (3 solo), D. Whitner 9 (5 solo), J. Poyer 8 (5 solo) | | | | | TACKLES (TOP 3) | | | | | D. Smith 12 (7 solo), J. Smith 9 (8 solo), W. Hill III 8 (7 solo) | | | | | | | | | | | | | | |



GAME 6: 49ERS 25, RAVENS 20

Baltimore (1-5) • San Francisco (2-4)

Sunday, October 18, 2015 • 1:25 PM PT • Levi's Stadium • Santa Clara, CA

Weather: 69°, Partly Sunny, Wind N 7 mph • Attendance: 70,799 • Time: 3:01



In a game that featured the two Super Bowl teams from 32 months ago (Feb., 2013) that are currently fighting to turn around dismal 2015 starts, the 49ers beat the Ravens, 25-20. San Francisco broke a four-game losing streak, while Baltimore lost its second in a row and fourth in five games. Former Ravens WRs Anquan Boldin and Torrey Smith, two standouts from the 2012 SB winner, were instrumental in handing their former team the defeat. Smith's 76-yard catch and TD run from QB Colin Kaepernick gave the 49ers a 13-3, second-quarter lead. K Phil Dawson's 2 first-quarter field goals (53 and 31 yards) earned SF a 6-0 advantage. K Justin Tucker's 22-yard FG made the score 6-3. A third Dawson FG (26 yards) and Tucker's second (36) gave the 49ers a 16-6 halftime lead. Dawson started the second half scoring with a 42-yarder before QB Joe Flacco rifled a TD throw to WR Steve Smith Sr. to make the score, 19-13 entering the final period. Early in the fourth, Tucker, one of the most accurate kickers in NFL history, lined up for a 45-yard FG. Tucker's plant foot slipped on a loose piece of turf, and his kick hit the right post. Three plays later, Kaepernick hit a diving Boldin for a 51-yard completion to the Ravens' 25-yard line. Kaepernick then found a wide open WR Quinton Patton in the end zone for a 21-yard TD. Former 49er CB Shareece Wright, who had signed with the Ravens earlier in the week, fell down on the coverage. Trailing 25-13, Baltimore fought back, scoring on the next series when Flacco hit WR Kamar Aiken with a 2-yard TD dart. After forcing a San Francisco punt, Flacco and his teammates had one chance to win the game, but his last throw from the 49ers' 35 to Smith Sr. in the end zone fell incomplete as the game ended. Flacco completed 33 of 53 passes for 343 yards, including 7 for a game-high 137 to Smith Sr., who had missed the previous contest with a back injury.

BALTIMORE RAVENS (Head Coach: John Harbaugh)

| OFFENSE | | | DEFENSE | | |
|---------|--------------|--------|--------------|--|--|
| WR 11 | K. Aiken | DT 97 | T. Jernigan | | |
| WR 89 | S. Smith Sr. | NT 98 | B. Williams | | |
| LT 60 | E. Monroe | DE 93 | L. Guy | | |
| LG 72 | K. Osemele | OLB 58 | E. Dumervil | | |
| C 53 | J. Zuttah | ILB 57 | C. Mosley | | |
| RG 73 | M. Yanda | ILB 51 | D. Smith | | |
| RT 71 | R. Wagner | SAM 91 | C. Upshaw | | |
| TE 80 | C. Gillmore | LCB 24 | K. Arrington | | |
| FB 44 | K. Juszczyk | FS 23 | K. Lewis | | |
| QB 5 | J. Flacco | SS 33 | W. Hill III | | |
| RB 29 | J. Forsett | RCB 22 | J. Smith | | |

SAN FRANCISCO 49ERS (Head Coach: Jim Tomsula)

| OFFENSE | | | DEFENSE | | |
|---------|---------------|--------|-------------|--|--|
| WR 81 | A. Boldin | LDT 90 | G. Dorsey | | |
| LT 74 | J. Staley | NT 93 | I. Williams | | |
| LG 75 | A. Boone | RDT 92 | Q. Dial | | |
| C 66 | M. Martin | OLB 55 | A. Brooks | | |
| RG 65 | J. Devey | ILB 53 | N. Bowman | | |
| RT 71 | E. Pears | ILB 57 | M. Wilhoite | | |
| TE 88 | G. Celek | OLB 59 | A. Lynch | | |
| WR 82 | T. Smith | LCB 26 | T. Brock | | |
| QB 7 | C. Kaepernick | RCB 20 | K. Acker | | |
| RB 28 | C. Hyde | SS 41 | A. Bethea | | |
| FB 49 | B. Miller | FS 35 | E. Reid | | |

GAME SUMMARY

| | 1 | 2 | 3 | 4 | OT | TOTAL | FIELD GOALS (MADE) & MISSED | |
|---------------|---|----|---|---|----|-------|-----------------------------|--|
| BALTIMORE | 0 | 6 | 7 | 7 | - | 20 | J. Tucker (22, 36) 45RU | |
| SAN FRANCISCO | 6 | 10 | 3 | 6 | - | 25 | P. Dawson (53, 31, 26, 42) | |

| TEAM | QTR | TIME | PLAY DESCRIPTION (extra point) | DRIVE | SCORE |
|--------|-----|-------|--|-------------|-------|
| 49ers | 1 | 7:00 | P. Dawson 53 yd. Field Goal | 5-32, 1:37 | 0-3 |
| 49ers | 1 | 1:56 | P. Dawson 31 yd. Field Goal | 8-74, 3:30 | 0-6 |
| Ravens | 2 | 13:16 | J. Tucker 22 yd. Field Goal | 9-57, 3:40 | 3-6 |
| 49ers | 2 | 12:27 | T. Smith 76 yd. pass from C. Kaepernick (P. Dawson kick) | 2-80, 0:49 | 3-13 |
| 49ers | 2 | 8:04 | P. Dawson 26 yd. Field Goal | 7-21, 3:31 | 3-16 |
| Ravens | 2 | 4:14 | J. Tucker 36 yd. Field Goal | 9-62, 3:50 | 6-16 |
| 49ers | 3 | 7:34 | P. Dawson 42 yd. Field Goal | 7-14, 3:02 | 6-19 |
| Ravens | 3 | 2:29 | S. Smith 34 yd. pass from J. Flacco (J. Tucker kick) | 9-80, 5:05 | 13-19 |
| 49ers | 4 | 10:52 | Q. Patton 21 yd. pass from C. Kaepernick (pass failed) | 5-65, 2:45 | 13-25 |
| Ravens | 4 | 5:14 | K. Aiken 2 yd. pass from J. Flacco (J. Tucker kick) | 14-80, 5:38 | 20-25 |

OFFICIALS – Referee: John Parry (132), Umpire: Mark Pellis (131), Head Linesman: Greg Bradley (98), Line Judge: Mark Perلمان (9), Side Judge: Greg Gautreaux (80), Field Judge: Jabir Walker (26), Back Judge: Perry Paganelli (46)

TEAM STATISTICS

| | RAVENS | 49ERS |
|-------------------------------|-------------|-------------|
| First Downs | 25 (9-16-0) | 15 (2-11-2) |
| Third Downs | 4-13 (31%) | 5-13 (38%) |
| Fourth Downs | 1-1 (100%) | 0-0 (0%) |
| Total Net Yards | 420 | 391 |
| Plays – Average | 75-5.6 | 55-7.1 |
| Net Yds Rushing | 77 | 65 |
| Rushes – Average | 22-3.5 | 25-2.6 |
| Net Yards Passing | 343 | 326 |
| Att. – Yds Lost – Gross Pass. | 0-0-343 | 3-14-340 |
| Passes Att. – Comp. – INT | 53-33-2 | 27-16-0 |
| Red Zone | 1-3 (33%) | 0-3 (0%) |
| Goal-to-Go | 1-2 (50%) | 0-0 (0%) |
| Punts – Avg. | 3-53.0 | 4-38.0 |
| Penalties – Yards | 3-15 | 4-25 |
| Fumbles – Lost | 0-0 | 1-0 |
| Time of Possession | 33:07 | 26:53 |

INDIVIDUAL STATISTICS

| RAVENS | | | | | | | 49ERS | | | | | | | | | | |
|--|-----------|------------|-------------|------------|----------|-----------|--|-------------|----------------|-------------|-----------|------------|-------------|----------|-----------|----------|--------------|
| RUSHING | ATT | YDS | AVG | LG | TD | | RUSHING | ATT | YDS | AVG | LG | TD | | | | | |
| J. Forsett | 17 | 62 | 3.6 | 22 | 0 | | C. Hyde | 21 | 55 | 2.6 | 14 | 0 | | | | | |
| J. Allen | 4 | 13 | 3.3 | 8 | 0 | | C. Kaepernick | 3 | 10 | 3.3 | 7 | 0 | | | | | |
| J. Ross | 1 | 2 | 2.0 | 2 | 0 | | M. Davis | 1 | 0 | 0.0 | 0 | 0 | | | | | |
| Total | 22 | 77 | 3.5 | 22 | 0 | | Total | 25 | 65 | 2.6 | 14 | 0 | | | | | |
| PASSING | ATT | CMP | YDS | SK/YD | TD | LG | IN | RT | PASSING | ATT | CMP | YDS | SK/YD | TD | LG | IN | RT |
| J. Flacco | 53 | 33 | 343 | 0/0 | 2 | 34 | 2 | 77.8 | C. Kaepernick | 27 | 16 | 340 | 3/14 | 2 | 76 | 0 | 128.2 |
| Total | 53 | 33 | 343 | 0/0 | 2 | 34 | 2 | 77.8 | Total | 27 | 16 | 340 | 3/14 | 2 | 76 | 0 | 128.2 |
| RECEIVING | REC | YDS | AVG | LG | TD | | RECEIVING | REC | YDS | AVG | LG | TD | | | | | |
| S. Smith Sr. | 7 | 137 | 19.6 | 34 | 1 | | A. Boldin | 5 | 102 | 20.4 | 51 | 0 | | | | | |
| J. Forsett | 7 | 39 | 5.6 | 11 | 0 | | T. Smith | 3 | 96 | 32.0 | 76 | 1 | | | | | |
| M. Williams | 4 | 24 | 6.0 | 11 | 0 | | B. Miller | 3 | 89 | 29.7 | 52 | 0 | | | | | |
| J. Ross | 3 | 34 | 11.3 | 18 | 0 | | Q. Patton | 2 | 38 | 19.0 | 21 | 1 | | | | | |
| C. Gillmore | 3 | 30 | 10.0 | 19 | 0 | | C. Hyde | 2 | 5 | 2.5 | 4 | 0 | | | | | |
| K. Aiken | 3 | 22 | 7.3 | 12 | 1 | | V. McDonald | 1 | 10 | 10.0 | 10 | 0 | | | | | |
| K. Juszczyk | 2 | 22 | 11.0 | 17 | 0 | | | | | | | | | | | | |
| C. Givens | 2 | 18 | 9.0 | 11 | 0 | | | | | | | | | | | | |
| M. Brown | 1 | 9 | 9.0 | 9 | 0 | | | | | | | | | | | | |
| J. Allen | 1 | 8 | 8.0 | 8 | 0 | | | | | | | | | | | | |
| Total | 33 | 343 | 10.4 | 34 | 2 | | Total | 16 | 340 | 21.3 | 76 | 2 | | | | | |
| INTERCEPTIONS | NO | YDS | AVG | LG | TD | | INTERCEPTIONS | NO | YDS | AVG | LG | TD | | | | | |
| None | | | | | | | K. Acker | 1 | 45 | 45.0 | 45 | 0 | | | | | |
| Total | 0 | 0 | 0 | 0 | 0 | | M. Wilhoite | 1 | 0 | 0.0 | 0 | 0 | | | | | |
| | | | | | | | Total | 2 | 45 | 22.5 | 45 | 0 | | | | | |
| SACKS | | | | | | | SACKS | | | | | | | | | | |
| D. Smith 1-6.5, L. Guy 1-1, E. Dumervil .5-4, T. Jernigan .5-2.5 | | | | | | | None | | | | | | | | | | |
| TACKLES (TOP 3) | | | | | | | TACKLES (TOP 3) | | | | | | | | | | |
| D. Smith 9 (7 solo), C. Mosley 6 (6 solo), Three tied at 5 | | | | | | | N. Bowman 15 (13 solo), M. Wilhoite 13 (11 solo), Four tied at 5 | | | | | | | | | | |



GAME 7: CARDINALS 26, RAVENS 18

Baltimore (1-6) · Arizona (5-2)

Monday, October 26, 2015 · 5:30 PM MT · University of Phoenix Stadium · Glendale

Weather: Indoors · Attendance: 64,722 · Time: 3:02



For the sixth time in six defeats in this most frustrating of seasons, Baltimore had the opportunity to tie the game or take a lead in the final two minutes of play. QB Joe Flacco directed the Ravens to the Cardinals' 4-yard line with 13 seconds left in the game, only to see his final pass to TE Crockett Gillmore intercepted by S Tony Jefferson. Arizona scored the deciding TD when QB Carson Palmer hit WR John Brown with a 4-yard strike to make the score 26-10 with 8:08 remaining in the game. When K Chandler Catanzaro missed the extra point, the Ravens had the opportunity to get back into the contest. After Arizona forced a three-and-out by Baltimore, Cards P Drew Butler had his kick blocked by CB Asa Jackson. RB Raheem Mostert recovered at the 4 and advanced to the 1-yard line. On the next play, Flacco found FB Kyle Juszczyk in the end zone. TE Nick Boyle caught the 2-point conversion to bring the Ravens within 8 with 4:31 left. After forcing a punt, the Ravens had the ball on their 24 with 1:53 on the clock. Completing 4 passes, including a 31-yarder to WR Chris Givens and a 23-yarder to Gillmore, Flacco had the Ravens on the Cards' 4 before throwing the INT. The Ravens took a 3-0 lead in the first quarter on K Justin Tucker's 44-yard FG. Arizona responded quickly on the next possession, taking a 7-3 advantage when RB Chris Johnson scampered 26 yards to the end zone. A 14-yard RB Justin Forsett run gave the Ravens a 10-7 advantage with 3:54 left in the half. After forcing a three-and-out, WR/RS Jeremy Ross fumbled the punt, giving the Cardinals the ball on the Ravens' 29. Palmer soon found WR Michael Floyd for a 3-yard score and a 14-10 halftime lead. A pair of Catanzaro FGs (both 21 yards) had Arizona with a 20-10 lead entering the final quarter. Arizona's second FG came after a 62-yard Johnson run to the Ravens' 8. On that play, Johnson's forward progress appeared to be stopped, but officials allowed the play to continue. Palmer completed 20 of 29 for 275 yards.

BALTIMORE RAVENS (Head Coach: John Harbaugh)

| OFFENSE | | | DEFENSE | | |
|---------|--------------|--------|-------------|--|--|
| WR 11 | K. Aiken | DB 21 | L. Webb | | |
| WR 89 | S. Smith Sr. | NT 98 | B. Williams | | |
| LT 60 | E. Monroe | DE 99 | C. Canty | | |
| LG 72 | K. Osemele | OLB 58 | E. Dumervil | | |
| C 53 | J. Zuttah | ILB 57 | C. Mosley | | |
| RG 73 | M. Yanda | ILB 51 | D. Smith | | |
| RT 71 | R. Wagner | SAM 91 | C. Upshaw | | |
| TE 80 | C. Gillmore | LCB 35 | S. Wright | | |
| FB 44 | K. Juszczyk | FS 28 | B. Trawick | | |
| QB 5 | J. Flacco | SS 33 | W. Hill III | | |
| RB 29 | J. Forsett | RCB 22 | J. Smith | | |

ARIZONA CARDINALS (Head Coach: Bruce Arians)

| OFFENSE | | | DEFENSE | | |
|---------|---------------|---------|-------------|--|--|
| WR 11 | L. Fitzgerald | DT 93 | C. Campbell | | |
| LT 68 | J. Veldheer | NT 95 | R. Gunter | | |
| LG 76 | M. Iupati | DT 92 | F. Rucker | | |
| C 63 | L. Sendlein | SAM 56 | L. Woodley | | |
| RG 61 | J. Cooper | SLB 20 | D. Bucannon | | |
| RT 70 | B. Massie | ILB 51 | K. Minter | | |
| FB 53 | A. Shipley | WILL 44 | M. Golden | | |
| WR 15 | M. Floyd | LCB 21 | P. Peterson | | |
| QB 3 | C. Palmer | RCB 25 | J. Powers | | |
| RB 23 | C. Johnson | SS 26 | R. Johnson | | |
| TE 84 | J. Gresham | FS 32 | T. Mathieu | | |

GAME SUMMARY

| | 1 | 2 | 3 | 4 | OT | TOTAL | FIELD GOALS (MADE) & MISSED |
|-----------|---|---|---|---|----|-------|-----------------------------|
| BALTIMORE | 3 | 7 | 0 | 8 | - | 18 | J. Tucker (44) |
| ARIZONA | 7 | 7 | 6 | 6 | - | 26 | C. Catanzaro 55WR (21, 21) |

| TEAM | QTR | TIME | PLAY DESCRIPTION (extra point) | DRIVE | SCORE |
|-----------|-----|------|---|-------------|-------|
| Ravens | 1 | 5:25 | J. Tucker 44 yd. Field Goal | 8-29, 5:27 | 3-0 |
| Cardinals | 1 | 3:59 | C. Johnson 26 yd. run (C. Catanzaro kick) | 3-80, 1:26 | 3-7 |
| Ravens | 2 | 3:54 | J. Forsett 14 yd. run (J. Tucker kick) | 8-84, 4:45 | 10-7 |
| Cardinals | 2 | 1:01 | M. Floyd 3 yd. pass from C. Palmer (C. Catanzaro kick) | 5-12, 1:47 | 10-14 |
| Cardinals | 3 | 9:47 | C. Catanzaro 21 yd. Field Goal | 7-46, 3:07 | 10-17 |
| Cardinals | 3 | 2:27 | C. Catanzaro 21 yd. Field Goal | 8-84, 3:58 | 10-20 |
| Cardinals | 4 | 8:08 | JO. Brown 4 yd. pass from C. Palmer (kick failed, HRU) | 11-79, 6:08 | 10-26 |
| Ravens | 4 | 4:26 | K. Juszczyk 1 yd. pass from J. Flacco (J. Flacco-N. Boyle pass) | 1-1, 0:05 | 18-26 |

OFFICIALS—Referee: Ronald Torbert (62), Umpire: Carl Paganelli (124), Head Linesman: Jim Howey (37), Line Judge: Mark Steinkerchner (84), Side Judge: Scott Edwards (3), Field Judge: Aaron Santi (50), Back Judge: Greg Yette (38)

TEAM STATISTICS

| | RAVENS | CARDINALS |
|-------------------------------|-------------|-------------|
| First Downs | 18 (3-14-1) | 21 (5-14-2) |
| Third Downs | 5-13 (38%) | 5-12 (42%) |
| Fourth Downs | 1-1 (100%) | 0-0 (0%) |
| Total Net Yards | 276 | 414 |
| Plays – Average | 59-4.7 | 59-7.0 |
| Net Yds Rushing | 55 | 150 |
| Rushes – Average | 16-3.4 | 28-5.4 |
| Net Yards Passing | 221 | 264 |
| Att. – Yds Lost – Gross Pass. | 3-31-252 | 2-11-275 |
| Passes Att. – Comp. – INT | 40-26-1 | 29-20-0 |
| Red Zone | 2-4 (50%) | 2-4 (50%) |
| Goal-to-Go | 1-2 (50%) | 2-4 (50%) |
| Punts – Avg. | 6-45.3 | 4-36.0 |
| Penalties – Yards | 9-64 | 4-40 |
| Fumbles – Lost | 1-1 | 2-0 |
| Time of Possession | 30:24 | 29:36 |

INDIVIDUAL STATISTICS

| RAVENS | | | | | | | | | | | CARDINALS | | | | | | | | | | | | | | | | |
|------------------------|--|--|--|--|--|--|-----|------|-------|----|----------------------|------------------------|------|----------------|--|--|-----|--|------|-----|-----|-----|-------|----|----|----|-------|
| RUSHING | | | | | | ATT | YDS | AVG | LG | TD | RUSHING | | | | | | ATT | YDS | AVG | LG | TD | | | | | | |
| J. Forsett | | | | | | 12 | 36 | 3.0 | 14 | 1 | C. Johnson | | | | | | 18 | 122 | 6.8 | 62 | 1 | | | | | | |
| J. Allen | | | | | | 3 | 25 | 8.3 | 15 | 0 | A. Ellington | | | | | | 5 | 21 | 4.2 | 6 | 0 | | | | | | |
| C. Givens | | | | | | 1 | -6 | -6.0 | -6 | 0 | D. Johnson | | | | | | 3 | 5 | 1.7 | 6 | 0 | | | | | | |
| C. Palmer | | | | | | 2 | 2 | 1.0 | 3 | 0 | C. Palmer | | | | | | 2 | 2 | 1.0 | 3 | 0 | | | | | | |
| Total | | | | | | 16 | 55 | 3.4 | 15 | 1 | Total | | | | | | 28 | 150 | 5.4 | 62 | 1 | | | | | | |
| PASSING | | | | | | ATT | CMP | YDS | SK/YD | TD | LG | IN | RT | PASSING | | | | | | ATT | CMP | YDS | SK/YD | TD | LG | IN | RT |
| J. Flacco | | | | | | 40 | 26 | 252 | 3/31 | 1 | 31 | 1 | 80.4 | C. Palmer | | | | | | 29 | 20 | 275 | 2/11 | 2 | 35 | 0 | 122.1 |
| Total | | | | | | 40 | 26 | 252 | 3/31 | 1 | 31 | 1 | 80.4 | Total | | | | | | 29 | 20 | 275 | 2/11 | 2 | 35 | 0 | 122.1 |
| RECEIVING | | | | | | REC | YDS | AVG | LG | TD | RECEIVING | | | | | | REC | YDS | AVG | LG | TD | | | | | | |
| S. Smith Sr. | | | | | | 5 | 78 | 15.6 | 29 | 0 | JO. Brown | | | | | | 4 | 65 | 16.3 | 35 | 1 | | | | | | |
| C. Gillmore | | | | | | 5 | 53 | 10.6 | 23 | 0 | J. Gresham | | | | | | 4 | 62 | 15.5 | 21 | 0 | | | | | | |
| K. Juszczyk | | | | | | 4 | 15 | 3.8 | 11 | 1 | M. Floyd | | | | | | 3 | 59 | 19.7 | 33 | 1 | | | | | | |
| M. Brown | | | | | | 3 | 22 | 7.3 | 10 | 0 | L. Fitzgerald | | | | | | 3 | 39 | 13.0 | 16 | 0 | | | | | | |
| J. Forsett | | | | | | 3 | 8 | 2.7 | 4 | 0 | A. Ellington | | | | | | 3 | 28 | 9.3 | 11 | 0 | | | | | | |
| N. Boyle | | | | | | 2 | 20 | 10.0 | 11 | 0 | D. Johnson | | | | | | 2 | 19 | 9.5 | 11 | 0 | | | | | | |
| C. Givens | | | | | | 1 | 31 | 31.0 | 31 | 0 | JA. Brown | | | | | | 1 | 3 | 3.0 | 3 | 0 | | | | | | |
| J. Allen | | | | | | 1 | 10 | 10.0 | 10 | 0 | Total | | | | | | 20 | 275 | 13.8 | 35 | 2 | | | | | | |
| J. Ross | | | | | | 1 | 9 | 9.0 | 9 | 0 | INTERCEPTIONS | | | | | | NO | YDS | AVG | LG | TD | | | | | | |
| K. Aiken | | | | | | 1 | 6 | 6.0 | 6 | 0 | None | | | | | | 1 | 0 | 0.0 | 0 | 0 | | | | | | |
| Total | | | | | | 26 | 252 | 9.7 | 31 | 1 | Total | | | | | | 1 | 0 | 0.0 | 0 | 0 | | | | | | |
| SACKS | | | | | | Z. Orr 1-8, C. Mosley 1-3 | | | | | | SACKS | | | | | | D. Freaney 1-11, F. Rucker 1-11, T. Mathieu 1-9 | | | | | | | | | |
| TACKLES (TOP 3) | | | | | | D. Smith 8 (8 solo), C. Canty 6 (4 solo), W. Hill III 5 (5 solo) | | | | | | TACKLES (TOP 3) | | | | | | D. Bucannon 9 (7 solo), T. Mathieu 7 (7 solo), R. Johnson 7 (7 solo) | | | | | | | | | |



GAME 8: RAVENS 29, CHARGERS 26

Baltimore (2-6) - San Diego (2-6)

Sunday, November 1, 2015 - 1:02 PM ET - M&T Bank Stadium - Baltimore

Weather: 63°, Mostly Cloudy, Wind WSW 10 mph - Attendance: 70,829 - Time: 3:11



Typical of every game the Ravens played in the first half of the season, Baltimore's 29-26 victory over the Chargers came down to the final minutes of the contest. In fact, the win at M&T Bank Stadium was decided when K Justin Tucker nailed a 39-yard field goal as time expired. It was Tucker's fifth field goal of the day and his second game-winner of the season. QB Joe Flacco threw for 319 yards, completing 25 of 37 passes, and ran 1 yard for the important touchdown that gave his team a 26-23 lead with 4:34 remaining in the fourth quarter. Chargers QB Philip Rivers, who threw 3 TD passes during his 28-of-37, 301-yard performance, brought San Diego right back. Rivers directed the Chargers to the Ravens' 31, where K Josh Lambo made a 49-yard FG to tie the game at 26 with 2:27 left. Flacco and the Ravens needed 9 plays to reach the San Diego 21-yard line, and then Tucker hit the game-winner. The Chargers earned a 16-13 halftime lead on a pair of Rivers' TD throws (9 yards to WR Malcom Floyd and 13 yards to WR Keenan Allen) and a 42-yard Lambo field goal. Baltimore's points came on a 3-yard Flacco-to-TE Crockett Gillmore TD toss and 2 Tucker FGs (48 and 29 yards). After another 48-yard Tucker FG to tie the game at 16 in the third quarter, Rivers found a wide-open Floyd for a 70-yard scoring play, giving the Chargers a 23-16 lead. The Ravens lost leading WR Steve Smith Sr. for the season with an Achilles tear in the third quarter. Smith Sr. left the game with 5 catches for 82 yards, but did move into 10th on the NFL's all-time receiving chart (13,932), passing Hall of Famer Cris Carter (13,899) on the prestigious list. The game marked the Ravens' 100th victory at M&T Bank Stadium, a venue that first opened in 1998.

SAN DIEGO CHARGERS (Head Coach: Mike McCoy)

| OFFENSE | | | DEFENSE | | | | |
|---------|-------------|--------|------------|-------|--------------|--------|---------------|
| WR 13 | K. Allen | DE 91 | K. Reyes | LT 77 | K. Dunlap | NT 92 | R. Carrethers |
| LG 75 | C. Hairston | DT 94 | C. Liuget | C 60 | T. Robinson | OLB 54 | M. Ingram |
| RG 76 | D. Fluker | ILB 53 | K. Conner | RT 72 | J. Barksdale | ILB 56 | D. Butler |
| TE 89 | L. Green | OLB 51 | K. Emanuel | WR 11 | S. Johnson | LCB 24 | B. Flowers |
| WR 80 | M. Floyd | SS 37 | J. Addae | QB 17 | P. Rivers | FS 27 | J. Wilson |
| RB 28 | M. Gordon | RCB 22 | J. Verrett | | | | |

BALTIMORE RAVENS (Head Coach: John Harbaugh)

| OFFENSE | | | DEFENSE | | | | |
|---------|-------------|--------|-------------|-------|-------------|--------|-------------|
| WR 11 | K. Aiken | DE 99 | C. Canty | WR 14 | M. Brown | NT 98 | B. Williams |
| LT 74 | J. Hurst | OLB 58 | E. Dumervil | LG 72 | K. Osemele | ILB 57 | C. Mosley |
| C 53 | J. Zuttah | ILB 51 | D. Smith | RG 73 | M. Yanda | SAM 91 | C. Upshaw |
| RT 71 | R. Wagner | LCB 35 | S. Wright | TE 80 | C. Gillmore | DB 21 | L. Webb |
| FB 44 | K. Juszczyk | FS 23 | K. Lewis | QB 5 | J. Flacco | SS 33 | W. Hill III |
| RB 29 | J. Forsett | RCB 22 | J. Smith | | | | |

GAME SUMMARY

| | 1 | 2 | 3 | 4 | OT | TOTAL | FIELD GOALS (MADE) & MISSED | |
|-----------|---|----|---|----|----|-------|--------------------------------|--|
| SAN DIEGO | 3 | 13 | 7 | 3 | - | 26 | J. Lambo (42, 49) | |
| BALTIMORE | 6 | 7 | 6 | 10 | - | 29 | J. Tucker (48, 29, 48, 45, 39) | |

| TEAM | QTR | TIME | PLAY DESCRIPTION (extra point) | DRIVE | SCORE |
|----------|-----|-------|--|-------------|-------|
| Ravens | 1 | 9:54 | J. Tucker 48 yd. Field Goal | 8-31, 3:15 | 0-3 |
| Chargers | 1 | 5:44 | J. Lambo 42 yd. Field Goal | 9-56, 4:10 | 3-3 |
| Ravens | 1 | 2:36 | J. Tucker 29 yd. Field Goal | 8-70, 3:08 | 3-6 |
| Chargers | 2 | 10:16 | M. Floyd 9 yd. pass from P. Rivers (J. Lambo kick) | 13-80, 7:20 | 10-6 |
| Ravens | 2 | 4:54 | C. Gillmore 3 yd. pass from J. Flacco (J. Tucker kick) | 11-80, 5:22 | 10-13 |
| Chargers | 2 | 0:09 | K. Allen 13 yd. pass from P. Rivers (kick blocked) | 14-80, 4:45 | 16-13 |
| Ravens | 3 | 11:11 | J. Tucker 48 yd. Field Goal | 6-45, 3:49 | 16-16 |
| Chargers | 3 | 2:54 | M. Floyd 70 yd. pass from P. Rivers (J. Lambo kick) | 3-70, 0:24 | 23-16 |
| Ravens | 3 | 0:00 | J. Tucker 45 yd. Field Goal | 10-53, 2:54 | 23-19 |
| Ravens | 4 | 4:34 | J. Flacco 1 yd. run (J. Tucker kick) | 6-38, 2:56 | 23-26 |
| Chargers | 4 | 2:27 | J. Lambo 49 yd. Field Goal | 8-49, 2:07 | 26-26 |
| Ravens | 4 | 0:00 | J. Tucker 39 yd. Field Goal | 9-59, 2:27 | 26-29 |

OFFICIALS - Referee: Gene Steratore (114), Umpire: Barry Anderson (20), Head Linesman: Ed Walker (123), Line Judge: Dana McKenzie (8), Side Judge: Bob Waggoner (25), Field Judge: Mike Weatherford (116), Back Judge: Dino Paganelli (105)

TEAM STATISTICS

| | CHARGERS | RAVENS |
|-------------------------------|-------------|-------------|
| First Downs | 22 (4-15-3) | 23 (6-14-3) |
| Third Downs | 7-13 (54%) | 5-12 (42%) |
| Fourth Downs | 0-0 (0%) | 1-1 (100%) |
| Total Net Yards | 371 | 365 |
| Plays - Average | 64-5.8 | 65-5.6 |
| Net Yds Rushing | 81 | 72 |
| Rushes - Average | 26-3.1 | 25-2.9 |
| Net Yards Passing | 290 | 293 |
| Att. - Yds Lost - Gross Pass. | 1-11-301 | 3-26-319 |
| Passes Att. - Comp. - INT | 37-28-0 | 37-25-0 |
| Red Zone | 2-2 (100%) | 2-4 (50%) |
| Goal-to-Go | 1-1 (100%) | 2-2 (100%) |
| Punts - Avg. | 4-44.3 | 2-61.0 |
| Penalties - Yards | 6-66 | 5-46 |
| Fumbles - Lost | 1-0 | 1-0 |
| Time of Possession | 30:06 | 29:54 |

INDIVIDUAL STATISTICS

| CHARGERS | | | | | | | | | | | RAVENS | | | | | | | | | | |
|---|-----------|------------|-------------|-------------|----------|--------------|-----------|--------------|--------------|-----------|--|------------|-------------|----------|-----------|----------|--------------|--|--|--|--|
| RUSHING | | | | | | ATT | | | | | RUSHING | | | | | | ATT | | | | |
| M. Gordon | 18 | 54 | 3.0 | 6 | 0 | J. Forsett | 17 | 69 | 4.1 | 11 | 0 | | | | | | | | | | |
| B. Oliver | 4 | 18 | 4.5 | 6 | 0 | J. Flacco | 4 | 2 | 0.5 | 2 | 1 | | | | | | | | | | |
| D. Woodhead | 3 | 9 | 3.0 | 5 | 0 | J. Allen | 4 | 1 | 0.3 | 4 | 0 | | | | | | | | | | |
| P. Rivers | 1 | 0 | 0.0 | 0 | 0 | | | | | | | | | | | | | | | | |
| Total | 26 | 81 | 3.1 | 6 | 0 | Total | 25 | 72 | 2.9 | 11 | 1 | | | | | | | | | | |
| PASSING | | | | | | | | | | | PASSING | | | | | | | | | | |
| P. Rivers | 37 | 28 | 301 | 1/11 | 3 | 70 | 0 | 126.1 | J. Flacco | 37 | 25 | 319 | 3/26 | 1 | 46 | 0 | 103.3 | | | | |
| Total | 37 | 28 | 301 | 1/11 | 3 | 70 | 0 | 126.1 | Total | 37 | 25 | 319 | 3/26 | 1 | 46 | 0 | 103.3 | | | | |
| RECEIVING | | | | | | | | | | | RECEIVING | | | | | | | | | | |
| K. Allen | 5 | 35 | 7.0 | 13 | 1 | K. Aiken | 6 | 62 | 10.3 | 18 | 0 | | | | | | | | | | |
| M. Gordon | 5 | 7 | 1.4 | 4 | 0 | S. Smith Sr. | 5 | 82 | 16.4 | 46 | 0 | | | | | | | | | | |
| M. Floyd | 4 | 92 | 23.0 | 70 | 2 | C. Givens | 3 | 57 | 19.0 | 39 | 0 | | | | | | | | | | |
| A. Gates | 4 | 56 | 14.0 | 30 | 0 | J. Allen | 3 | 30 | 10.0 | 19 | 0 | | | | | | | | | | |
| D. Woodhead | 2 | 36 | 18.0 | 26 | 0 | J. Ross | 3 | 21 | 7.0 | 12 | 0 | | | | | | | | | | |
| S. Johnson | 2 | 28 | 14.0 | 23 | 0 | C. Gillmore | 2 | 8 | 4.0 | 5 | 1 | | | | | | | | | | |
| B. Oliver | 2 | 16 | 8.0 | 10 | 0 | K. Juszczyk | 1 | 39 | 39.0 | 39 | 0 | | | | | | | | | | |
| J. Phillips | 2 | 11 | 5.5 | 7 | 0 | N. Boyle | 1 | 15 | 15.0 | 15 | 0 | | | | | | | | | | |
| D. Inman | 1 | 10 | 10.0 | 10 | 0 | J. Forsett | 1 | 5 | 5.0 | 5 | 0 | | | | | | | | | | |
| L. Green | 1 | 10 | 10.0 | 10 | 0 | | | | | | | | | | | | | | | | |
| Total | 28 | 301 | 10.8 | 70 | 3 | Total | 25 | 319 | 12.8 | 46 | 1 | | | | | | | | | | |
| INTERCEPTIONS | | | | | | | | | | | INTERCEPTIONS | | | | | | | | | | |
| None | 0 | 0 | 0.0 | 0 | 0 | None | 0 | 0 | 0.0 | 0 | 0 | | | | | | | | | | |
| Total | 0 | 0 | 0.0 | 0 | 0 | Total | 0 | 0 | 0.0 | 0 | 0 | | | | | | | | | | |
| SACKS | | | | | | | | | | | SACKS | | | | | | | | | | |
| M. Ingram 1.5-15, K. Reyes 1-8, D. Butler 0.5-3 | | | | | | | | | | | T. Jernigan 1-11 | | | | | | | | | | |
| TACKLES (TOP 3) | | | | | | | | | | | TACKLES (TOP 3) | | | | | | | | | | |
| J. Verrett 7 (5 solo), R. Carrethers 7 (0 solo), M. Ingram 6 (4 solo) | | | | | | | | | | | D. Smith 14 (7 solo), C. Mosley 9 (4 solo), L. Webb 8 (6 solo) | | | | | | | | | | |



GAME 9: JAGUARS 22, RAVENS 20

Baltimore (2-7) · Jacksonville (3-6)

Sunday, November 15, 2015 · 1:05 PM ET · M&T Bank Stadium · Baltimore

Weather: 60°, Partly Cloudy, Wind WSW 10 mph · Attendance: 70,837 · Time: 3:06



In a season with dramatic game endings for the Ravens, the one against Jacksonville was the most bizarre. While many players thought the game ended, Jaguars QB Blake Bortles took a snap and was sacked by OLB Elvis Dumervil. However, a facemask penalty was called on Dumervil, allowing Jags' K Jason Myers a 53-yard FG attempt with no time on the clock. Myers converted, giving the Jaguars a 22-20 victory. The following day, however, the NFL stated that the play involving Dumervil should not have happened, as not every Jacksonville player was fully set before the snap, and a false start penalty should have been called. This would have forced a subsequent 10-second run-off and ended the game with a Ravens' victory. (Prior to his final FG, Myers had missed a 26-yarder, partially blocked by OLB Za'Darius Smith, near the end of the third quarter.) The Ravens took a 20-19 lead with 7:30 left in the contest after QB Joe Flacco hit WR Chris Givens with a 14-yard TD strike. The 2-point conversion failed. In a game that stayed close throughout, the Jaguars scored first on a Bortles-to-WR Allen Hurns 5-yard TD. The Ravens tied the game at 7 when Flacco threw a 10-yard TD dart to TE Crockett Gillmore in the second quarter. After a 21-yard Myers FG, Flacco found rookie TE Maxx Williams in the end zone for a 21-yard TD strike, giving the Ravens a 14-10 halftime lead. Flacco then turned the ball over 3 times in the third quarter (2 INTs and a fumble), but the Jaguars managed just 3 points with those extra opportunities and trailed 14-13 at the start of the fourth quarter. The Jags received another added possession after Ravens WR/RS Jeremy Ross muffed a punt at Baltimore's 37-yard line. Five plays later, Bortles threw a 15-yard TD pass to WR Allen Robinson for a 19-14 lead (2-point attempt failed). Bortles completed 22 of 45 for 188 yards, while Flacco was 34-of-45 for 316 yards, with 3 TDs and 2 INTs.

JACKSONVILLE JAGUARS (Head Coach: Gus Bradley)

| OFFENSE | | | DEFENSE | | |
|---------|----|---------------|---------|----|---------------|
| WR | 15 | A. Robinson | LEO | 90 | A. Branch |
| TE | 80 | J. Thomas | DT | 99 | S. Marks |
| LT | 76 | L. Joeckel | DT | 97 | R. Miller |
| LG | 68 | Z. Beadles | DE | 75 | J. Odrick |
| C | 61 | S. Wisniewski | WLB | 50 | T. Smith |
| RG | 60 | A. Cann | MLB | 51 | P. Posluszny |
| RT | 78 | J. Parnell | OTTO | 57 | T. Armbrister |
| TE | 89 | M. Lewis | LCB | 31 | D. House |
| WR | 88 | A. Hurns | FS | 26 | J. Evans |
| QB | 5 | B. Bortles | SS | 37 | J. Cyprien |
| RB | 24 | T. Yeldon | RCB | 22 | A. Colvin |

BALTIMORE RAVENS (Head Coach: John Harbaugh)

| OFFENSE | | | DEFENSE | | |
|---------|----|-------------|---------|----|-------------|
| LT | 60 | E. Monroe | DT | 97 | T. Jernigan |
| LG | 72 | K. Osemele | NT | 98 | B. Williams |
| C | 53 | J. Zuttah | DE | 99 | C. Canty |
| RG | 73 | M. Yanda | OLB | 58 | E. Dumervil |
| RT | 71 | R. Wagner | ILB | 57 | C. Mosley |
| TE | 80 | C. Gillmore | ILB | 51 | D. Smith |
| TE | 87 | M. Williams | SAM | 91 | C. Upshaw |
| TE | 82 | N. Boyle | LCB | 21 | L. Webb |
| WR | 13 | C. Givens | FS | 23 | K. Lewis |
| QB | 5 | J. Flacco | SS | 33 | W. Hill III |
| RB | 29 | J. Forsett | RCB | 22 | J. Smith |

GAME SUMMARY

| | 1 | 2 | 3 | 4 | OT | TOTAL | FIELD GOALS (MADE) & MISSED |
|--------------|---|----|---|---|----|-------|-----------------------------|
| JACKSONVILLE | 7 | 3 | 3 | 9 | - | 22 | J. Myers (21, 45) 26B (53) |
| BALTIMORE | 0 | 14 | 0 | 6 | - | 20 | J. Tucker 58WR |

| TEAM | QTR | TIME | PLAY DESCRIPTION (extra point) | DRIVE | SCORE |
|---------|-----|-------|---|-------------|-------|
| Jaguars | 1 | 2:29 | A. Hurns 5 yd. pass from B. Bortles (J. Myers kick) | 8-65, 4:27 | 7-0 |
| Ravens | 2 | 11:32 | C. Gillmore 10 yd. pass from J. Flacco (J. Tucker kick) | 2-26, 0:45 | 7-7 |
| Jaguars | 2 | 3:28 | J. Myers 21 yd. Field Goal | 15-77, 8:04 | 10-7 |
| Ravens | 2 | 1:11 | M. Williams 21 yd. pass from J. Flacco (J. Tucker kick) | 7-80, 2:17 | 10-14 |
| Jaguars | 3 | 14:27 | J. Myers 45 yd. Field Goal | 4-0, 0:24 | 13-14 |
| Jaguars | 4 | 13:01 | A. Robinson 15 yd. pass from B. Bortles (pass failed) | 5-37, 1:00 | 19-14 |
| Ravens | 4 | 7:30 | C. Givens 14 yd. pass from J. Flacco (pass failed) | 10-80, 5:31 | 19-20 |
| Jaguars | 4 | 0:00 | J. Myers 53 yd. Field Goal | 7-45, 1:06 | 22-20 |

OFFICIALS – Referee: Peter Morelli (135), Umpire: Ruben Fowler (71), Head Linesman: Ed Camp (134), Line Judge: Sarah Thomas (53), Side Judge: Rob Vernatchi (75), Field Judge: Rick Patterson (15), Back Judge: Dale Shaw (104)

TEAM STATISTICS

| | JAGUARS | RAVENS |
|-------------------------------|-------------|-------------|
| First Downs | 22 (6-10-6) | 22 (7-15-0) |
| Third Downs | 4-16 (25%) | 8-14 (57%) |
| Fourth Downs | 0-0 (0%) | 0-1 (0%) |
| Total Net Yards | 258 | 397 |
| Plays – Average | 70-3.7 | 67-5.9 |
| Net Yds Rushing | 90 | 89 |
| Rushes – Average | 22-4.1 | 21-4.2 |
| Net Yards Passing | 168 | 308 |
| Att. – Yds Lost – Gross Pass. | 3-20-188 | 1-8-316 |
| Passes Att. – Comp. – INT | 45-22-1 | 45-34-2 |
| Red Zone | 2-4 (50%) | 2-2 (100%) |
| Goal-to-Go | 1-3 (33%) | 1-1 (100%) |
| Punts – Avg. | 7-52.0 | 5-40.4 |
| Penalties – Yards | 4-30 | 9-121 |
| Fumbles – Lost | 0-0 | 2-2 |
| Time of Possession | 30:32 | 29:28 |

INDIVIDUAL STATISTICS

| JAGUARS | | | | | | | | | | | RAVENS | | | | | | | | | | | | | | | | |
|------------------------|--|--|--|--|--|---|------------|------------|-------------|----------|----------------------|------------------------|-------------|--------------|--|--|-----------|--|------------|-----------|-----------|------------|------------|----------|-----------|----------|-------------|
| RUSHING | | | | | | ATT | YDS | AVG | LG | TD | RUSHING | | | | | | ATT | YDS | AVG | LG | TD | | | | | | |
| T. Yeldon | | | | | | 18 | 61 | 3.4 | 16 | 0 | J. Forsett | | | | | | 14 | 53 | 3.8 | 16 | 0 | | | | | | |
| B. Bortles | | | | | | 2 | 25 | 12.5 | 14 | 0 | J. Allen | | | | | | 5 | 19 | 3.8 | 12 | 0 | | | | | | |
| M. Lee | | | | | | 1 | 3 | 3.0 | 3 | 0 | J. Flacco | | | | | | 2 | 17 | 8.5 | 16 | 0 | | | | | | |
| D. Robinson | | | | | | 1 | 1 | 1.0 | 1 | 0 | Total | | | | | | 21 | 89 | 4.2 | 16 | 0 | | | | | | |
| Total | | | | | | 22 | 90 | 4.1 | 16 | 0 | PASSING | | | | | | ATT | CMP | YDS | SK/YD | TD | LG | IN | RT | | | |
| B. Bortles | | | | | | 45 | 22 | 188 | 3/20 | 2 | 21 | 1 | 65.8 | J. Flacco | | | | | | 45 | 34 | 316 | 1/8 | 3 | 29 | 2 | 98.0 |
| Total | | | | | | 45 | 22 | 188 | 3/20 | 2 | 21 | 1 | 65.8 | Total | | | | | | 45 | 34 | 316 | 1/8 | 3 | 29 | 2 | 98.0 |
| RECEIVING | | | | | | REC | YDS | AVG | LG | TD | RECEIVING | | | | | | REC | YDS | AVG | LG | TD | | | | | | |
| A. Hurns | | | | | | 5 | 62 | 12.4 | 21 | 1 | K. Aiken | | | | | | 7 | 73 | 10.4 | 29 | 0 | | | | | | |
| A. Robinson | | | | | | 5 | 51 | 10.2 | 16 | 1 | K. Juszczyk | | | | | | 5 | 47 | 9.4 | 22 | 0 | | | | | | |
| T. Yeldon | | | | | | 5 | 6 | 1.2 | 7 | 0 | C. Gillmore | | | | | | 4 | 42 | 10.5 | 25 | 1 | | | | | | |
| B. Walters | | | | | | 3 | 29 | 9.7 | 17 | 0 | M. Williams | | | | | | 4 | 40 | 10.0 | 21 | 1 | | | | | | |
| J. Thomas | | | | | | 2 | 23 | 11.5 | 12 | 0 | C. Givens | | | | | | 4 | 37 | 9.3 | 14 | 1 | | | | | | |
| M. Lewis | | | | | | 1 | 9 | 9.0 | 9 | 0 | J. Forsett | | | | | | 4 | 11 | 2.8 | 4 | 0 | | | | | | |
| M. Lee | | | | | | 1 | 8 | 8.0 | 8 | 0 | N. Boyle | | | | | | 3 | 35 | 11.7 | 25 | 0 | | | | | | |
| Total | | | | | | 22 | 188 | 8.5 | 21 | 2 | Total | | | | | | 34 | 316 | 9.3 | 29 | 3 | | | | | | |
| INTERCEPTIONS | | | | | | NO | YDS | AVG | LG | TD | INTERCEPTIONS | | | | | | NO | YDS | AVG | LG | TD | | | | | | |
| D. House | | | | | | 2 | 1 | 0.5 | 1 | 0 | L. Webb | | | | | | 1 | 3 | 3.0 | 3 | 0 | | | | | | |
| Total | | | | | | 2 | 1 | 0.5 | 1 | 0 | Total | | | | | | 1 | 3 | 3.0 | 3 | 0 | | | | | | |
| SACKS | | | | | | A. Jones 1-8 | | | | | | SACKS | | | | | | E. Dumervil 2-10, B. Williams 1-10 | | | | | | | | | |
| TACKLES (TOP 3) | | | | | | T. Smith 12 (5 solo), P. Posluszny 10 (6 solo), D. House 8 (3 solo) | | | | | | TACKLES (TOP 3) | | | | | | C. Mosley 8 (7 solo), L. Webb 5 (5 solo), D. Smith 5 (3 solo), K. Lewis 5 (2 solo) | | | | | | | | | |



GAME 10: RAVENS 16, RAMS 13

Baltimore (3-7) • St. Louis (4-6)

Sunday, November 22, 2015 • 1:02 PM ET • M&T Bank Stadium • Baltimore
 Weather: 47°, Partly Cloudy, Wind NNW 14 mph • Attendance: 71,105 • Time: 3:17



Like all of the Ravens' games this season, the outcome of the contest with the Rams was in doubt through the final series. Baltimore won, 16-13, when K Justin Tucker nailed a 47-yard field goal as time expired, completing a fourth-quarter comeback that had the Ravens trailing 13-3 at the beginning of the period. And, in a season filled with key injuries for the Ravens, they lost two more standouts when QB Joe Flacco (knee) and RB Justin Forsett (arm) suffered year-ending damage. The Ravens forced four turnovers, with the final miscue leading to the winning points. OLB Courtney Upshaw strip-sacked QB Case Keenum at the St. Louis 36-yard line with 54 seconds left in the game. OLB Elvis Dumervil recovered the ball, and four plays later the Ravens were celebrating Tucker's game-winner. The Ravens committed 10 penalties for 137 yards, including an interference call on CB Jimmy Smith at the Ravens' 10 late in the first quarter. St. Louis then scored the first touchdown of the day when RB Todd Gurley blasted into the end zone from the 1 for a 7-0 lead. A 25-yard Tucker FG at the end of the second quarter made it 7-3 at the half. St. Louis extended that lead to 13-3 in the third quarter after Keenum hit a wide open TE Lance Kendricks for a 30-yard touchdown. The point after try was blocked by DE Lawrence Guy. The Ravens began the comeback with a Flacco-to-WR Kamar Aiken 3-yard TD strike at the 11:11 mark of the final period, making the score 13-10. Tucker tied the game at 13 with a 20-yard FG with 5:12 left in the game. Flacco, who has never missed a game in his eight-year career, was hurt with 50 seconds remaining. He did not leave the field, handing off twice to RB Javorius "Buck" Allen and spiking the ball at the Rams' 29-yard line before Tucker's game-winner. TE Crockett Gillmore caught 5 for a career- and game-high 101 yards. Allen combined for 115 yards (67 rushing and 48 receiving). Gurley was held to 66 yards on 25 carries (2.6 avg.).

ST. LOUIS RAMS (Head Coach: Jeff Fisher)

| OFFENSE | | | DEFENSE | | |
|---------|--------------|--------|----------------|--|--|
| WR 18 | K. Britt | LDE 95 | W. Hayes | | |
| TE 89 | J. Cook | LDT 99 | A. Donald | | |
| LT 73 | G. Robinson | RDT 90 | M. Brockers | | |
| LG 71 | G. Reynolds | RDE 97 | E. Sims | | |
| C 61 | T. Barnes | MLB 55 | J. Laurinaitis | | |
| RG 69 | C. Wichmann | RLB 56 | A. Ayers | | |
| RT 64 | A. Donnal | LCB 22 | T. Johnson | | |
| TE 88 | L. Kendricks | RCB 21 | J. Jenkins | | |
| WR 11 | T. Austin | WS 26 | M. Barron | | |
| QB 17 | C. Keenum | FS 23 | R. McLeod | | |
| RB 30 | T. Gurley | SS 25 | T. McDonald | | |

BALTIMORE RAVENS (Head Coach: John Harbaugh)

| OFFENSE | | | DEFENSE | | |
|---------|-------------|--------|-------------|--|--|
| WR 11 | K. Aiken | DT 97 | T. Jernigan | | |
| LT 60 | E. Monroe | NT 98 | B. Williams | | |
| LG 66 | R. Jensen | DE 99 | C. Canty | | |
| C 64 | J. Urschel | OLB 58 | E. Dumervil | | |
| RG 73 | M. Yanda | ILB 57 | C. Mosley | | |
| RT 71 | R. Wagner | ILB 51 | D. Smith | | |
| TE 80 | C. Gillmore | SAM 91 | C. Upshaw | | |
| TE 87 | M. Williams | LCB 21 | L. Webb | | |
| FB 44 | K. Juszczyk | FS 23 | K. Lewis | | |
| QB 5 | J. Flacco | SS 33 | W. Hill III | | |
| RB 29 | J. Forsett | RCB 22 | J. Smith | | |

GAME SUMMARY

| | 1 | 2 | 3 | 4 | OT | TOTAL | FIELD GOALS (MADE) & MISSED | |
|-----------|-----|-------|--|----|----|-------|-----------------------------------|-------|
| ST. LOUIS | 7 | 0 | 6 | 0 | - | 13 | G. Zuerlein 52WR | |
| BALTIMORE | 0 | 3 | 0 | 13 | - | 16 | J. Tucker 51WR (25, 20) 51WR (47) | |
| TEAM | QTR | TIME | PLAY DESCRIPTION (extra point) | | | | DRIVE | SCORE |
| Rams | 1 | 2:05 | T. Gurley 1 yd. run (G. Zuerlein kick) | | | | 3-59, 1:40 | 7-0 |
| Ravens | 2 | 0:00 | J. Tucker 25 yd. Field Goal | | | | 7-24, 3:53 | 7-3 |
| Rams | 3 | 6:14 | L. Kendricks 30 yd. pass from C. Keenum (kick blocked) | | | | 3-49, 1:21 | 13-3 |
| Ravens | 4 | 11:11 | K. Aiken 3 yd. pass from J. Flacco (J. Tucker kick) | | | | 7-42, 3:14 | 13-10 |
| Ravens | 4 | 5:12 | J. Tucker 20 yd. Field Goal | | | | 7-76, 3:49 | 13-13 |
| Ravens | 4 | 0:00 | J. Tucker 47 yd. Field Goal | | | | 5-12, 0:54 | 13-16 |

OFFICIALS – Referee: Tony Corrente (99), Umpire: Dan Ferrell (64), Head Linesman: George Hayward (54), Line Judge: Bart Longson (2), Side Judge: Keith Washington (7), Field Judge: Buddy Horton (82), Back Judge: Gregory Wilson (119)

| TEAM STATISTICS | | RAMS | RAVENS | INDIVIDUAL STATISTICS | | | | | | | | | | | | | | | | | | | | | |
|-------------------------------|--|------------|-------------|-----------------------|--|-----|------|-----|-----|--|---------------|-----------|-----------|----|---------|-----|-----|-----|-----|-----|-------|----|----|----|----|
| First Downs | | 13 (4-6-3) | 16 (5-11-0) | RAMS | | | | | | RAVENS | | | | | | | | | | | | | | | |
| Third Downs | | 3-13 (23%) | 4-16 (25%) | RUSHING | | | ATT | YDS | AVG | LG | TD | RUSHING | | | ATT | YDS | AVG | LG | TD | | | | | | |
| Fourth Downs | | 0-0 (0%) | 0-1 (0%) | T. Gurley | 25 | 66 | 2.6 | 7 | 1 | J. Allen | 22 | 67 | 3.0 | 17 | 0 | | | | | | | | | | |
| Total Net Yards | | 213 | 388 | T. Austin | 1 | 16 | 16.0 | 16 | 0 | J. Forsett | 4 | 26 | 6.5 | 18 | 0 | | | | | | | | | | |
| Plays – Average | | 56-3.8 | 73-5.3 | C. Keenum | 2 | 0 | 0.0 | 0 | 0 | K. Juszczyk | 2 | 3 | 1.5 | 2 | 0 | | | | | | | | | | |
| Net Yds Rushing | | 82 | 96 | B. Cunningham | 1 | 0 | 0.0 | 0 | 0 | Total | 28 | 96 | 3.4 | 18 | 0 | | | | | | | | | | |
| Rushes – Average | | 29-2.8 | 28-3.4 | Total | 29 | 82 | 2.8 | 16 | 1 | Total | 28 | 96 | 3.4 | 18 | 0 | | | | | | | | | | |
| Net Yards Passing | | 131 | 292 | PASSING | | | ATT | CMP | YDS | SK/YD | TD | LG | IN | RT | PASSING | | | ATT | CMP | YDS | SK/YD | TD | LG | IN | RT |
| Att. – Yds Lost – Gross Pass. | | 1-5-136 | 1-7-299 | C. Keenum | 26 | 12 | 136 | 1/5 | 1 | 30 | 0 | 75.2 | J. Flacco | 44 | 27 | 299 | 1/7 | 1 | 46 | 2 | 70.2 | | | | |
| Passes Att. – Comp. – INT | | 26-12-0 | 44-27-2 | Total | 26 | 12 | 136 | 1/5 | 1 | 30 | 0 | 75.2 | Total | 44 | 27 | 299 | 1/7 | 1 | 46 | 2 | 70.2 | | | | |
| Red Zone | | 1-1 (100%) | 1-3 (33%) | RECEIVING | | | REC | YDS | AVG | LG | TD | RECEIVING | | | REC | YDS | AVG | LG | TD | | | | | | |
| Goal-to-Go | | 1-1 (100%) | 1-2 (50%) | J. Cook | 4 | 31 | 7.8 | 16 | 0 | C. Gillmore | 5 | 101 | 20.2 | 46 | 0 | | | | | | | | | | |
| Punts – Avg. | | 8-45.9 | 7-48.0 | L. Kendricks | 2 | 43 | 21.5 | 30 | 1 | K. Aiken | 5 | 50 | 10.0 | 18 | 1 | | | | | | | | | | |
| Penalties – Yards | | 6-35 | 10-137 | K. Britt | 2 | 24 | 12.0 | 16 | 0 | J. Allen | 5 | 48 | 9.6 | 14 | 0 | | | | | | | | | | |
| Fumbles – Lost | | 5-4 | 2-0 | W. Welker | 2 | 13 | 6.5 | 7 | 0 | J. Butler | 4 | 45 | 11.3 | 25 | 0 | | | | | | | | | | |
| Time of Possession | | 27:08 | 32:52 | B. Cunningham | 1 | 20 | 20.0 | 20 | 0 | M. Williams | 3 | 20 | 6.7 | 12 | 0 | | | | | | | | | | |
| | | | | T. Austin | 1 | 5 | 5.0 | 5 | 0 | K. Juszczyk | 3 | 10 | 3.3 | 7 | 0 | | | | | | | | | | |
| | | | | Total | 12 | 136 | 11.3 | 30 | 1 | C. Givens | 2 | 25 | 12.5 | 20 | 0 | | | | | | | | | | |
| | | | | INTERCEPTIONS | NO | YDS | AVG | LG | TD | Total | 27 | 299 | 11.1 | 46 | 1 | | | | | | | | | | |
| | | | | T. Johnson | 1 | 25 | 25.0 | 25 | 0 | INTERCEPTIONS | NO | YDS | AVG | LG | TD | | | | | | | | | | |
| | | | | R. McLeod | 1 | 4 | 4.0 | 4 | 0 | Total | 0 | 0 | 0 | 0 | 0 | | | | | | | | | | |
| | | | | Total | 2 | 29 | 14.5 | 25 | 0 | SACKS | C. Upshaw 1-5 | | | | | | | | | | | | | | |
| | | | | SACKS | A. Donald 1-7 | | | | | TACKLES (TOP 3) | | | | | | | | | | | | | | | |
| | | | | TACKLES (TOP 3) | A. Donald 10 (4 solo), M. Barron 8 (7 solo), R. McLeod 8 (6 solo), J. Laurinaitis 8 (2 solo) | | | | | C. Mosley 12 (7 solo), B. Williams 7 (3 solo), K. Lewis 6 (4 solo) | | | | | | | | | | | | | | | |



GAME 11: RAVENS 33, BROWNS 27

Baltimore (4-7) · Cleveland (2-9)

Monday, November 30, 2015 · 8:30 PM ET · FirstEnergy Stadium · Cleveland
Weather: 45°, Clear, Wind E 9 mph · Attendance: 64,380 · Time: 3:10



Playing their first game since the start of the 2008 season without QB Joe Flacco starting under center, the Ravens had new heroes help beat the host Browns, 33-27. As with the first 10 games of the Ravens' season, the outcome was in doubt until the final series. DE Brent Urban blocked Cleveland K Travis Coons' 51-yard, game-winning FG attempt with 3 seconds left in the game, and then S Will Hill III scooped up the ball and raced 64 yards for the winning touchdown as time expired. Urban was playing in his first NFL game after missing his rookie year and most of 2015 with knee and arm injuries. The Browns had tied the game at 27-27 with 1:47 remaining when backup QB Austin Davis hit WR Travis Benjamin, who had gotten behind Hill III, for a 42-yard TD. The Browns put themselves in a position to win after CB Tramon Williams stole a QB Matt Schaub pass at Baltimore's 46-yard line at the 50-second mark. Three plays later, the Browns were at the Ravens' 33 setting up for the winning FG that was eventually blocked. Schaub, making his first start since 2013 when he was with the Houston Texans, threw 2 TD passes and an INT that was returned for a Browns' TD. Baltimore jumped to a 10-0 first-quarter lead after an 82-yard punt return for a TD by WR/RS Kaelin Clay and a 49-yard K Justin Tucker FG. A 31-yard FG by Coons put the Browns on the scoreboard in the second quarter. But, the Ravens came right back with a Schaub-to-RB Javorius Allen 13-yard TD to make the score 17-3. Cleveland closed the gap to 17-13 at the half with a QB Josh McCown scramble and 10-yard TD toss to WR Marlon Moore and a 21-yard Coons' FG. The Browns took their only lead of the game, 20-17, when LB Karlos Dansby intercepted Schaub and raced 52 yards for a TD. Schaub bounced right back, leading the Ravens on a 12-play, 80-yard drive that ended with a 10-yard TD pass to WR Kamar Aiken to make the score 24-20 after three. A 35-yard Tucker FG extended the Ravens' advantage to 27-20 with 9:05 left in the final period. Schaub completed 20 of 34 for 232 yards, while Browns starter McCown was 21-of-38 for 212 before leaving the game with 8:29 remaining with a shoulder injury.

BALTIMORE RAVENS (Head Coach: John Harbaugh)

OFFENSE

| | | |
|----|----|-------------|
| WR | 11 | K. Aiken |
| LT | 74 | J. Hurst |
| LG | 66 | R. Jensen |
| C | 64 | J. Urschel |
| RG | 73 | M. Yanda |
| RT | 71 | R. Wagner |
| TE | 80 | C. Gillmore |
| WR | 13 | C. Givens |
| FB | 44 | K. Juszczyk |
| QB | 8 | M. Schaub |
| RB | 37 | J. Allen |

DEFENSE

| | | |
|-----|----|-------------|
| DT | 97 | T. Jernigan |
| NT | 98 | B. Williams |
| DE | 99 | C. Canty |
| OLB | 58 | E. Dumervil |
| ILB | 57 | C. Mosley |
| ILB | 51 | D. Smith |
| SAM | 91 | C. Upshaw |
| LCB | 21 | L. Webb |
| FS | 23 | K. Lewis |
| SS | 33 | W. Hill III |
| RCB | 22 | J. Smith |

CLEVELAND BROWNS (Head Coach: Mike Pettine)

OFFENSE

| | | |
|----|----|----------------|
| WR | 83 | B. Hartline |
| LT | 73 | J. Thomas |
| LG | 74 | C. Erving |
| C | 55 | A. Mack |
| RG | 77 | J. Greco |
| RT | 72 | M. Schwartz |
| TE | 82 | G. Barnidge |
| WR | 11 | T. Benjamin |
| QB | 13 | J. McCown |
| RB | 29 | D. Johnson Jr. |
| TE | 81 | J. Dray |

DEFENSE

| | | |
|------|----|---------------|
| RE | 93 | J. Hughes III |
| NT | 71 | D. Shelton |
| LE | 92 | D. Bryant |
| OLB | 99 | P. Kruger |
| MIKE | 56 | K. Dansby |
| WILL | 53 | C. Robertson |
| OLB | 44 | N. Orchard |
| LCB | 21 | J. Gilbert |
| RCB | 22 | T. Williams |
| FS | 39 | T. Gipson |
| SS | 31 | D. Whitner |

GAME SUMMARY

| | 1 | 2 | 3 | 4 | OT | TOTAL | FIELD GOALS (MADE) & MISSED |
|-----------|----|----|---|---|----|-------|-----------------------------|
| BALTIMORE | 10 | 7 | 7 | 9 | - | 33 | J. Tucker (49, 35) |
| CLEVELAND | 0 | 13 | 7 | 7 | - | 27 | T. Coons (31, 21) 51B |

| TEAM | QTR | TIME | PLAY DESCRIPTION (extra point) | DRIVE | SCORE |
|--------|-----|-------|--|-------------|-------|
| Ravens | 1 | 9:54 | K. Clay 82 yd. punt return (J. Tucker kick) | | 7-0 |
| Ravens | 1 | 4:22 | J. Tucker 49 yd. Field Goal | | 10-0 |
| Browns | 2 | 11:27 | T. Coons 31 yd. Field Goal | 7-39, 3:11 | 10-3 |
| Ravens | 2 | 9:58 | J. Allen 13 yd. pass from M. Schaub (J. Tucker kick) | | 17-3 |
| Browns | 2 | 4:36 | M. Moore 10 yd. pass from J. McCown (T. Coons kick) | 3-60, 1:29 | 17-10 |
| Browns | 2 | 0:03 | T. Coons 21 yd. Field Goal | 9-69, 5:22 | 17-13 |
| Browns | 3 | 12:16 | K. Dansby 52 yd. interception return (T. Coons kick) | 9-58, 2:35 | 17-20 |
| Ravens | 3 | 5:30 | K. Aiken 15 yd. pass from M. Schaub (J. Tucker kick) | | 24-20 |
| Ravens | 4 | 9:05 | J. Tucker 35 yd. Field Goal | 12-80, 6:46 | 27-20 |
| Browns | 4 | 1:47 | T. Benjamin 42 yd. pass from A. Davis (T. Coons kick) | 17-82, 8:07 | 27-27 |
| Ravens | 4 | 0:00 | W. Hill III 64 yd. return of blocked field goal (run failed) | 6-71, 2:33 | 33-27 |

OFFICIALS – Referee: Brad Allen (122), Umpire: Fred Bryan (11), Head Linesman: Jim Mello (48), Line Judge: Thomas Symonette (100), Side Judge: Tom Hill (97), Field Judge: Doug Rosenbaum (67), Back Judge: Shawn Hochuli (83)

TEAM STATISTICS

| | RAVENS | BROWNS |
|-------------------------------|-------------|-------------|
| First Downs | 16 (6-10-0) | 21 (4-15-2) |
| Third Downs | 2-11 (18%) | 4-15 (27%) |
| Fourth Downs | 2-2 (100%) | 2-2 (100%) |
| Total Net Yards | 336 | 338 |
| Plays – Average | 57-5.9 | 68-5.0 |
| Net Yds Rushing | 104 | 63 |
| Rushes – Average | 23-4.5 | 18-3.5 |
| Net Yards Passing | 232 | 275 |
| Att. – Yds Lost – Gross Pass. | 0-0-232 | 2-14-289 |
| Passes Att. – Comp. – INT | 34-20-2 | 48-28-0 |
| Red Zone | 2-3 (67%) | 1-3 (33%) |
| Goal-to-Go | 0-0 (0%) | 1-2 (50%) |
| Punts – Avg. | 4-42.8 | 6-47.2 |
| Penalties – Yards | 7-50 | 2-15 |
| Fumbles – Lost | 0-0 | 0-0 |
| Time of Possession | 29:30 | 30:30 |

INDIVIDUAL STATISTICS

| RAVENS | | | | | | BROWNS | | | | | | | | | | | |
|--|--|------------|-------------|------------|----------|----------------|-----------|-------------|--------------|-----------|-----------|------------|-------------|----------|-----------|----------|-------------|
| RUSHING | ATT | YDS | AVG | LG | TD | RUSHING | ATT | YDS | AVG | LG | TD | | | | | | |
| J. Allen | 12 | 55 | 4.6 | 21 | 0 | D. Johnson Jr. | 7 | 27 | 3.9 | 7 | 0 | | | | | | |
| T. West | 7 | 37 | 5.3 | 16 | 0 | J. McCown | 2 | 12 | 6.0 | 8 | 0 | | | | | | |
| M. Schaub | 3 | 10 | 3.3 | 7 | 0 | T. Benjamin | 1 | 10 | 10.0 | 10 | 0 | | | | | | |
| C. Givens | 1 | 2 | 2.0 | 2 | 0 | I. Crowell | 7 | 7 | 1.0 | 4 | 0 | | | | | | |
| Total | 23 | 104 | 4.5 | 21 | 0 | A. Davis | 1 | 7 | 7.0 | 7 | 0 | | | | | | |
| Total | 23 | 104 | 4.5 | 21 | 0 | Total | 18 | 63 | 3.5 | 10 | 0 | | | | | | |
| PASSING | ATT | CMP | YDS | SK/YD | TD | LG | IN | RT | PASSING | ATT | CMP | YDS | SK/YD | TD | LG | IN | RT |
| M. Schaub | 34 | 20 | 232 | 0/0 | 2 | 48 | 2 | 74.6 | J. McCown | 38 | 21 | 212 | 1/6 | 1 | 30 | 0 | 80.2 |
| Total | 34 | 20 | 232 | 0/0 | 2 | 48 | 2 | 74.6 | A. Davis | 10 | 7 | 77 | 1/8 | 1 | 42 | 0 | 125.8 |
| Total | 34 | 20 | 232 | 0/0 | 2 | 48 | 2 | 74.6 | Total | 48 | 28 | 289 | 2/14 | 2 | 42 | 0 | 89.7 |
| RECEIVING | REC | YDS | AVG | LG | TD | RECEIVING | REC | YDS | AVG | LG | TD | | | | | | |
| K. Aiken | 6 | 80 | 13.3 | 27 | 1 | B. Hartline | 8 | 74 | 9.3 | 16 | 0 | | | | | | |
| J. Allen | 4 | 29 | 7.3 | 13 | 1 | G. Barnidge | 7 | 91 | 13.0 | 30 | 0 | | | | | | |
| J. Butler | 3 | 27 | 9.0 | 9 | 0 | T. Benjamin | 6 | 90 | 15.0 | 42 | 1 | | | | | | |
| C. Gillmore | 3 | 20 | 6.7 | 14 | 0 | D. Johnson Jr. | 5 | 23 | 4.6 | 21 | 0 | | | | | | |
| K. Juszczyk | 2 | 18 | 9.0 | 15 | 0 | M. Moore | 1 | 10 | 10.0 | 10 | 1 | | | | | | |
| C. Givens | 1 | 48 | 48.0 | 48 | 0 | M. Johnson | 1 | 1 | 1.0 | 1 | 0 | | | | | | |
| N. Boyle | 1 | 10 | 10.0 | 10 | 0 | Total | 28 | 289 | 10.3 | 42 | 2 | | | | | | |
| Total | 20 | 232 | 11.6 | 48 | 2 | Total | 28 | 289 | 10.3 | 42 | 2 | | | | | | |
| INTERCEPTIONS | NO | YDS | AVG | LG | TD | INTERCEPTIONS | NO | YDS | AVG | LG | TD | | | | | | |
| None | 0 | 0 | 0 | 0 | 0 | K. Dansby | 1 | 52 | 52.0 | 52 | 1 | | | | | | |
| Total | 0 | 0 | 0 | 0 | 0 | T. Williams | 1 | 2 | 2.0 | 2 | 0 | | | | | | |
| Total | 0 | 0 | 0 | 0 | 0 | Total | 2 | 54 | 27.0 | 52 | 1 | | | | | | |
| SACKS | SACKS | | | | | | | | | | | | | | | | |
| E. Dumervil 1.5-10, T. Jernigan 0.5-4 | None | | | | | | | | | | | | | | | | |
| TACKLES (TOP 3) | TACKLES (TOP 3) | | | | | | | | | | | | | | | | |
| L. Webb 7 (7 solo), C. Mosley 7 (6 solo), W. Hill III 6 (4 solo) | D. Whitner 6 (6 solo), T. Gipson 6 (6 solo), C. Robertson 5 (3 solo) | | | | | | | | | | | | | | | | |



GAME 12: DOLPHINS 15, RAVENS 13

Baltimore (4-8) • Miami (5-7)

Sunday, December 6, 2015 • 1:03 PM ET • Sun Life Stadium • Miami

Weather: 80°, Cloudy, Wind NE 21 mph • Attendance: 64,519 • Time: 2:59



For an NFL-record 12th time in 12 games, the outcome of the Ravens' game was in doubt the final series of the contest. This time the Ravens dropped a 15-13 decision in Miami. The loss stopped a two-game winning streak for Baltimore, which battled valiantly with a roster depleted by injuries. The difference in the game came in a 20-second period in the final 2 minutes of the first half when Miami turned 2 QB Matt Schaub INTs into 15 points. With 1:54 remaining in the second quarter, DT Jordan Phillips tipped a Schaub pass that was intercepted by S Reshad Jones at the Ravens' 38-yard line. On the next play, QB Ryan Tannehill hit leaping rookie WR DeVante Parker for a TD. Three plays later, Schaub's pass was batted in the air by DE Derrick Shelby, who grabbed the deflection and raced 22 yards for a TD. A 2-point conversion (RB Jay Ajayi) gave the Dolphins a 15-0 advantage. The Ravens did respond with a 7-play drive that ended with a 38-yard K Justin Tucker FG, making the score 15-3 at the half. The Ravens missed two opportunities to score earlier in the game. The first came in the initial quarter when Schaub hit WR Daniel Brown with a 52-yard TD throw that was nullified on a disputed offensive pass interference call on Brown. On the next series (in the second quarter), Schaub directed a 15-play, 75-yard drive that stalled on a failed fourth-down conversion at the Dolphins' 2-yard line. Baltimore lost, despite outgaining Miami 375 to 219 yards, with Schaub throwing for 308 yards (32 of 46). Dolphins RB Lamar Miller did rush for 113 yards (on 20 carries), while Tannehill was held to 9-of-19 for 86 yards. RB Javorius "Buck" Allen, who accounted for 170 yards, brought the Ravens within 5 points (15-10) in the third quarter when he scampered 41 yards to the end zone on a short Schaub pass. (Allen came within one catch of tying the Ravens' record of 13 catches in a game.) After a 31-yard Tucker FG made the score 15-13 with 10:17 left in the contest, the Ravens' best opportunity to win came after Miller fumbled at the Miami 41 with 4:17 left in the game. S Kendrick Lewis forced the turnover that was recovered by OLB Courtney Upshaw. After gaining just 4 yards in three plays, Tucker's FG attempt from 55 yards was wide right. Baltimore did get the ball back with 20 seconds remaining.

BALTIMORE RAVENS (Head Coach: John Harbaugh)

OFFENSE

| | | |
|----|----|-------------|
| WR | 11 | K. Aiken |
| LT | 74 | J. Hurst |
| LG | 72 | K. Osemele |
| C | 64 | J. Urschel |
| RG | 73 | M. Yanda |
| RT | 71 | R. Wagner |
| TE | 80 | C. Gillmore |
| WR | 13 | C. Givens |
| FB | 44 | K. Juszczyk |
| QB | 8 | M. Schaub |
| RB | 37 | J. Allen |

DEFENSE

| | | |
|-----|----|-------------|
| DB | 21 | L. Webb |
| NT | 98 | B. Williams |
| DE | 99 | C. Canty |
| OLB | 58 | E. Dumervil |
| ILB | 57 | C. Mosley |
| ILB | 51 | D. Smith |
| SAM | 91 | C. Upshaw |
| LCB | 35 | S. Wright |
| FS | 23 | K. Lewis |
| SS | 33 | W. Hill III |
| RCB | 22 | J. Smith |

MIAMI DOLPHINS (Interim Head Coach: Dan Campbell)

OFFENSE

| | | |
|----|----|--------------|
| WR | 10 | K. Stills |
| LT | 76 | B. Albert |
| LG | 63 | D. Thomas |
| C | 51 | M. Pouncey |
| RG | 77 | B. Turner |
| RT | 74 | J. Fox |
| TE | 84 | J. Cameron |
| WR | 11 | D. Parker |
| QB | 17 | R. Tannehill |
| RB | 26 | L. Miller |
| WR | 14 | J. Landry |

DEFENSE

| | | |
|----|----|-------------|
| CB | 35 | W. Aikens |
| DT | 93 | N. Suh |
| DT | 97 | J. Phillips |
| RE | 50 | O. Vernon |
| LB | 55 | K. Misi |
| LB | 52 | K. Sheppard |
| LB | 53 | J. Jenkins |
| CB | 21 | B. Grimes |
| CB | 28 | Bo. McCain |
| S | 31 | M. Thomas |
| S | 20 | R. Jones |

GAME SUMMARY

| | 1 | 2 | 3 | 4 | OT | TOTAL | FIELD GOALS (MADE) & MISSED |
|-----------|---|----|---|---|----|-------|-----------------------------|
| BALTIMORE | 0 | 3 | 7 | 3 | - | 13 | J. Tucker (38, 31) 55WR |
| MIAMI | 0 | 15 | 0 | 0 | - | 15 | None |

| TEAM | QTR | TIME | PLAY DESCRIPTION (extra point) | DRIVE | SCORE |
|----------|-----|-------|--|-------------|-------|
| Dolphins | 2 | 1:47 | D. Parker 38 yd. pass from R. Tannehill (A. Franks kick) | 1-38, 0:07 | 0-7 |
| Dolphins | 2 | 1:27 | D. Shelby 22 yd. interception return (J. Ajayi run) | | 0-15 |
| Ravens | 2 | 0:29 | J. Tucker 38 yd. Field Goal | 7-60, 0:58 | 3-15 |
| Ravens | 3 | 11:44 | J. Allen 41 yd. pass from M. Schaub (J. Tucker kick) | 6-78, 3:16 | 10-15 |
| Ravens | 4 | 10:17 | J. Tucker 31 yd. Field Goal | 10-47, 5:28 | 13-15 |

OFFICIALS – Referee: John Parry (132), Umpire: Mark Pellis (131), Head Linesman: Greg Bradley (98), Line Judge: Mark Perlman (9), Side Judge: Greg Gautreaux (80), Field Judge: Jabir Walker (26), Back Judge: Perry Paganelli (46)

TEAM STATISTICS

| | RAVENS | DOLPHINS |
|-------------------------------|-------------|------------|
| First Downs | 22 (4-18-0) | 8 (5-3-0) |
| Third Downs | 5-14 (36%) | 4-13 (31%) |
| Fourth Downs | 0-1 (0%) | 0-0 (0%) |
| Total Net Yards | 375 | 219 |
| Plays – Average | 75-5.0 | 46-4.8 |
| Net Yds Rushing | 94 | 137 |
| Rushes – Average | 26-3.6 | 26-5.3 |
| Net Yards Passing | 281 | 82 |
| Att. – Yds Lost – Gross Pass. | 3-27-308 | 1-4-86 |
| Passes Att. – Comp. – INT | 46-32-2 | 19-9-0 |
| Red Zone | 0-2 (0%) | 0-0 (0%) |
| Goal-to-Go | 0-0 (0%) | 0-0 (0%) |
| Punts – Avg. | 5-53.4 | 9-45.8 |
| Penalties – Yards | 5-36 | 5-31 |
| Fumbles – Lost | 0-0 | 1-1 |
| Time of Possession | 38:09 | 21:51 |

INDIVIDUAL STATISTICS

| RAVENS | | | | | | | DOLPHINS | | | | | | | |
|--|-----------|------------|------------|-------------|----------|-----------|----------------------|-------------|--------------|-------------|------------|------------|-----------|----------|
| RUSHING | ATT | YDS | AVG | LG | TD | | RUSHING | ATT | YDS | AVG | LG | TD | | |
| J. Allen | 17 | 63 | 3.7 | 16 | 0 | | L. Miller | 20 | 113 | 5.7 | 22 | 0 | | |
| T. West | 8 | 31 | 3.9 | 8 | 0 | | J. Ajayi | 4 | 12 | 3.0 | 4 | 0 | | |
| M. Schaub | 1 | 0 | 0.0 | 0 | 0 | | R. Tannehill | 1 | 11 | 11.0 | 11 | 0 | | |
| Total | 26 | 94 | 3.6 | 16 | 0 | | Da. Williams | 1 | 1 | 1.0 | 1 | 0 | | |
| PASSING | ATT | CMP | YDS | SK/YD | TD | LG | IN | RT | Total | 26 | 137 | 5.3 | 22 | 0 |
| M. Schaub | 46 | 32 | 308 | 3/27 | 1 | 41 | 2 | 77.1 | | | | | | |
| Total | 46 | 32 | 308 | 3/27 | 1 | 41 | 2 | 77.1 | | | | | | |
| RECEIVING | REC | YDS | AVG | LG | TD | | RECEIVING | REC | YDS | AVG | LG | TD | | |
| J. Allen | 12 | 107 | 8.9 | 41 | 1 | | D. Parker | 3 | 63 | 21.0 | 38 | 1 | | |
| K. Aiken | 6 | 48 | 8.0 | 11 | 0 | | J. Landry | 2 | 5 | 2.5 | 6 | 0 | | |
| J. Butler | 4 | 43 | 10.8 | 22 | 0 | | L. Miller | 1 | 5 | 5.0 | 5 | 0 | | |
| C. Givens | 3 | 68 | 22.7 | 36 | 0 | | Da. Williams | 1 | 5 | 5.0 | 5 | 0 | | |
| N. Boyle | 3 | 15 | 5.0 | 7 | 0 | | J. Cameron | 1 | 4 | 4.0 | 4 | 0 | | |
| D. Brown | 1 | 17 | 17.0 | 17 | 0 | | D. Sims | 1 | 4 | 4.0 | 4 | 0 | | |
| C. Gillmore | 1 | 7 | 7.0 | 7 | 0 | | | | | | | | | |
| T. West | 1 | 5 | 5.0 | 5 | 0 | | Total | 9 | 86 | 9.6 | 38 | 1 | | |
| K. Juszczyk | 1 | -2 | -2.0 | -2 | 0 | | | | | | | | | |
| Total | 32 | 308 | 9.6 | 41 | 1 | | | | | | | | | |
| INTERCEPTIONS | NO | YDS | AVG | LG | TD | | INTERCEPTIONS | NO | YDS | AVG | LG | TD | | |
| None | | | | | | | D. Shelby | 1 | 22 | 22.0 | 22 | 1 | | |
| Total | 0 | 0 | 0 | 0 | 0 | | R. Jones | 1 | 2 | 2.0 | 2 | 0 | | |
| | | | | | | | Total | 2 | 24 | 12.0 | 22 | 1 | | |
| SACKS | | | | | | | | | | | | | | |
| D. Smith 1-4 | | | | | | | | | | | | | | |
| TACKLES (TOP 3) | | | | | | | | | | | | | | |
| D. Smith 9 (9 solo), K. Lewis 5 (5 solo), C. Mosley 4 (4 solo) | | | | | | | | | | | | | | |
| SACKS | | | | | | | | | | | | | | |
| O. Vernon 2.5-22.5, D. Shelby 0.5-4.5 | | | | | | | | | | | | | | |
| TACKLES (TOP 3) | | | | | | | | | | | | | | |
| R. Jones 10 (7 solo), K. Sheppard 8 (5 solo), Three tied at 7 | | | | | | | | | | | | | | |



GAME 13: SEAHAWKS 35, RAVENS 6

Baltimore (4-9) • Seattle (8-5)

Sunday, December 13, 2015 • 1:02 PM ET • M&T Bank Stadium • Baltimore

Weather: 65°, Mostly Cloudy, Wind S 2 mph • Attendance: 71,179 • Time: 3:01



Seattle QB Russell Wilson matched a career-high 5 touchdown passes, guiding the visiting Seahawks to an impressive 35-6 victory over the Ravens at M&T Bank Stadium. Wilson threw 3 touchdowns to WR Doug Baldwin in the Seahawks' fourth-consecutive win and their sixth in their last seven games. For the first time in this difficult season, the Ravens did not have the game decided in the final series. (Baltimore had set an NFL record for having its first 12 contests decided by eight or fewer points.) The injury-depleted Ravens started their third quarterback of the season with QB Jimmy Clausen subbing for QB Matt Schaub, who had replaced starter QB Joe Flacco, who was lost for the season after suffering a knee injury on Nov. 22. The Ravens struggled against the NFL's No. 2-ranked Seahawks defense, held without a TD for the first time since 12/16/13 (a 18-16 triumph over the Lions). Clausen was 23-of-40 for 274 yards with 1 interception. The Ravens managed just 28 rushing yards on 14 carries. Two of Seattle's TDs came after Baltimore turnovers, the first coming with 38 seconds left in the first half when RB Javorius Allen fumbled at the Ravens' 14-yard line. The second followed the Clausen INT by CB Richard Sherman in the fourth quarter. The Seahawks took a 7-0 first-quarter lead on Wilson's 8-yard TD toss to WR Tyler Lockett. A K Justin Tucker 28-yard field goal made the score 7-3 before a Wilson-to-Baldwin 14-yard TD gave the Seahawks a 14-3 advantage. Tucker's 30-yarder made the score 14-6 at the half. Seattle dominated the third quarter, adding the second Wilson-to-Baldwin TD (22 yards) for a 21-6 lead. A Wilson-to-Lockett 49-yard TD strike gave the Seahawks a 28-6 margin early in the final period. The third Wilson-to-Baldwin TD (16 yards) followed the Sherman INT and completed the scoring. Wilson finished 23-of-32 for 292 yards, including 6 each to Lockett (104 yards) and Baldwin (82). WR Kamar Aiken caught 5 passes for 90 for the Ravens, while WR Jeremy Butler grabbed 7 for 72.

SEATTLE SEAHAWKS (Head Coach: Pete Carroll)

| OFFENSE | | | DEFENSE | | |
|---------|----|------------|---------|----|---------------|
| WR | 89 | D. Baldwin | LDE | 72 | M. Bennett |
| LT | 76 | R. Okung | LDT | 77 | A. Rubin |
| G | 68 | J. Britt | RDT | 92 | B. Mebane |
| C | 65 | P. Lewis | RDE | 56 | C. Avril |
| RG | 64 | J. Sweezy | OLB | 51 | B. Irvin |
| RT | 79 | G. Gilliam | MLB | 54 | B. Wagner |
| TE | 82 | L. Willson | OLB | 50 | K. Wright |
| QB | 3 | R. Wilson | LCB | 25 | R. Sherman |
| RB | 34 | T. Rawls | RCB | 35 | D. Shead |
| WR | 16 | T. Lockett | SS | 31 | K. Chancellor |
| WR | 15 | J. Kearse | FS | 29 | E. Thomas |

BALTIMORE RAVENS (Head Coach: John Harbaugh)

| OFFENSE | | | DEFENSE | | |
|---------|----|-------------|---------|----|-------------|
| WR | 11 | K. Aiken | CB | 35 | S. Wright |
| WR | 13 | C. Givens | NT | 98 | B. Williams |
| LT | 72 | K. Osemele | DE | 99 | C. Canty |
| LG | 66 | R. Jensen | OLB | 58 | E. Dumervil |
| C | 64 | J. Urschel | ILB | 57 | C. Mosley |
| RG | 73 | M. Yanda | ILB | 51 | D. Smith |
| RT | 71 | R. Wagner | SAM | 91 | C. Upshaw |
| WR | 83 | D. Brown | DB | 21 | L. Webb |
| FB | 44 | K. Juszczyk | FS | 23 | K. Lewis |
| QB | 2 | J. Clausen | SS | 33 | W. Hill III |
| RB | 37 | J. Allen | RCB | 22 | J. Smith |

GAME SUMMARY

| | 1 | 2 | 3 | 4 | OT | TOTAL | FIELD GOALS (MADE) & MISSED |
|-----------|---|---|---|----|----|-------|-----------------------------|
| SEATTLE | 7 | 7 | 7 | 14 | - | 35 | None |
| BALTIMORE | 0 | 6 | 0 | 0 | - | 6 | J. Tucker (28, 30) |

| TEAM | QTR | TIME | PLAY DESCRIPTION (extra point) | DRIVE | SCORE |
|----------|-----|-------|--|-------------|-------|
| Seahawks | 1 | 5:08 | T. Lockett 8 yd. pass from R. Wilson (S. Hauschka kick) | 11-80, 6:18 | 7-0 |
| Ravens | 2 | 13:39 | J. Tucker 28 yd. Field Goal | 5-32, 2:31 | 7-3 |
| Seahawks | 2 | 0:38 | D. Baldwin 14 yd. pass from R. Wilson (S. Hauschka kick) | 2-14, 0:09 | 14-3 |
| Ravens | 2 | 0:00 | J. Tucker 30 yd. Field Goal | 5-68, 0:38 | 14-6 |
| Seahawks | 3 | 8:54 | D. Baldwin 22 yd. pass from R. Wilson (S. Hauschka kick) | 11-80, 6:06 | 21-6 |
| Seahawks | 4 | 14:53 | T. Lockett 49 yd. pass from R. Wilson (S. Hauschka kick) | 9-86, 5:01 | 28-6 |
| Seahawks | 4 | 8:55 | D. Baldwin 16 yd. pass from R. Wilson (S. Hauschka kick) | 4-38, 2:21 | 35-6 |

OFFICIALS – Referee: Walt Coleman (65), Umpire: Bryan Neale (92), Head Linesman: Jerry Bergman (91), Line Judge: Kevin Codey (16), Side Judge: Jon Lucivansky (89), Field Judge: Boris Cheek (41), Back Judge: Rich Martinez (39)

TEAM STATISTICS

| | SEAHAWKS | RAVENS |
|-------------------------------|-------------|-------------|
| First Downs | 28 (8-17-3) | 16 (0-13-3) |
| Third Downs | 8-12 (67%) | 3-11 (27%) |
| Fourth Downs | 0-0 (0%) | 0-1 (0%) |
| Total Net Yards | 424 | 302 |
| Plays – Average | 69-6.1 | 55-5.5 |
| Net Yds Rushing | 123 | 28 |
| Rushes – Average | 36-3.4 | 14-2.0 |
| Net Yards Passing | 301 | 274 |
| Att. – Yds Lost – Gross Pass. | 0-0-301 | 1-0-274 |
| Passes Att. – Comp. – INT | 33-24-0 | 40-23-1 |
| Red Zone | 4-5 (80%) | 0-3 (0%) |
| Goal-to-Go | 0-1 (0%) | 0-0 (0%) |
| Punts – Avg. | 3-51.0 | 5-45.2 |
| Penalties – Yards | 6-42 | 9-94 |
| Fumbles – Lost | 1-1 | 1-1 |
| Time of Possession | 35:43 | 24:17 |

INDIVIDUAL STATISTICS

| SEAHAWKS | | | | | | | | | | | RAVENS | | | | | | | | | | |
|---|-----------|------------|-------------|------------|----------|--------------|-----------|--------------|--------------|-----------|---|------------|------------|----------|-----------|----------|-------------|--|--|--|--|
| RUSHING | | | | | | | | | | | RUSHING | | | | | | | | | | |
| | ATT | YDS | AVG | LG | TD | | ATT | YDS | AVG | LG | TD | | | | | | | | | | |
| T. Rawls | 6 | 44 | 7.3 | 16 | 0 | T. West | 5 | 16 | 3.2 | 17 | 0 | | | | | | | | | | |
| D. Harris | 18 | 42 | 2.3 | 6 | 0 | J. Allen | 8 | 14 | 1.8 | 5 | 0 | | | | | | | | | | |
| D. Coleman | 1 | 19 | 19.0 | 19 | 0 | J. Clausen | 1 | -2 | -2.0 | -2 | 0 | | | | | | | | | | |
| F. Jackson | 7 | 15 | 2.1 | 5 | 0 | | | | | | | | | | | | | | | | |
| R. Wilson | 1 | 6 | 6.0 | 6 | 0 | | | | | | | | | | | | | | | | |
| T. Jackson | 3 | -3 | -1.0 | -1 | 0 | | | | | | | | | | | | | | | | |
| Total | 36 | 123 | 3.4 | 19 | 0 | Total | 14 | 28 | 2.0 | 17 | 0 | | | | | | | | | | |
| PASSING | | | | | | | | | | | PASSING | | | | | | | | | | |
| | ATT | CMP | YDS | SK/YD | TD | LG | IN | RT | | ATT | CMP | YDS | SK/YD | TD | LG | IN | RT | | | | |
| R. Wilson | 32 | 23 | 292 | 0/0 | 5 | 49 | 0 | 139.6 | J. Clausen | 40 | 23 | 274 | 1/0 | 0 | 37 | 1 | 68.1 | | | | |
| T. Jackson | 1 | 1 | 9 | 0/0 | 0 | 9 | 0 | 104.2 | | | | | | | | | | | | | |
| Total | 33 | 24 | 301 | 0/0 | 5 | 49 | 0 | 140.3 | Total | 40 | 23 | 274 | 1/0 | 0 | 37 | 1 | 68.1 | | | | |
| RECEIVING | | | | | | | | | | | RECEIVING | | | | | | | | | | |
| | REC | YDS | AVG | LG | TD | | REC | YDS | AVG | LG | TD | | | | | | | | | | |
| J. Kearse | 7 | 74 | 10.6 | 20 | 0 | J. Butler | 7 | 72 | 10.3 | 23 | 0 | | | | | | | | | | |
| T. Lockett | 6 | 104 | 17.3 | 49 | 2 | K. Aiken | 5 | 90 | 18.0 | 37 | 0 | | | | | | | | | | |
| D. Baldwin | 6 | 82 | 13.7 | 22 | 3 | D. Brown | 5 | 47 | 9.4 | 31 | 0 | | | | | | | | | | |
| C. Helfet | 2 | 20 | 10.0 | 17 | 0 | J. Allen | 5 | 44 | 8.8 | 17 | 0 | | | | | | | | | | |
| F. Jackson | 1 | 8 | 8.0 | 8 | 0 | C. Matthews | 1 | 21 | 21.0 | 21 | 0 | | | | | | | | | | |
| L. Willson | 1 | 8 | 8.0 | 8 | 0 | | | | | | | | | | | | | | | | |
| K. Smith | 1 | 5 | 5.0 | 5 | 0 | | | | | | | | | | | | | | | | |
| Total | 24 | 301 | 12.5 | 49 | 5 | Total | 23 | 274 | 11.9 | 37 | 0 | | | | | | | | | | |
| INTERCEPTIONS | | | | | | | | | | | INTERCEPTIONS | | | | | | | | | | |
| | NO | YDS | AVG | LG | TD | | NO | YDS | AVG | LG | TD | | | | | | | | | | |
| R. Sherman | 1 | 4 | 4.0 | 4 | 0 | | | | | | | | | | | | | | | | |
| Total | 1 | 4 | 4.0 | 4 | 0 | Total | 0 | 0 | 0 | 0 | 0 | | | | | | | | | | |
| SACKS | | | | | | | | | | | SACKS | | | | | | | | | | |
| M. Bennett 1-0 | | | | | | | | | | | None | | | | | | | | | | |
| TACKLES (TOP 3) | | | | | | | | | | | TACKLES (TOP 3) | | | | | | | | | | |
| K. Wright 8 (5 solo), B. Wagner 6 (2 solo), E. Thomas 4 (4 solo), M. Bennett 4 (3 solo) | | | | | | | | | | | S. Wright 9 (7 solo), D. Smith 8 (0 solo), C. Mosley 7 (3 solo) | | | | | | | | | | |



GAME 14: CHIEFS 34, RAVENS 14

Baltimore (4-10) - Kansas City (9-5)

Sunday, December 20, 2015 • 1:02 PM ET • M&T Bank Stadium • Baltimore
Weather: 41°, Sunny, Wind W 5 mph • Attendance: 70,791 • Time: 2:55



The Ravens gave up 2 touchdowns on turnovers in a 34-14 loss to Kansas City at M&T Bank Stadium. It was the eighth-consecutive victory for the Chiefs, while the Ravens suffered a third-straight defeat for the third time this season. The teams exchanged touchdowns early in the game. The Chiefs scored first when RB Charcandrick West burst for a 38-yard TD. Key play on the series was an unnecessary roughness call on DT Timmy Jernigan, giving the Chiefs a first down on the Ravens' 47-yard line. The Ravens battled right back with a 6-play, 45-yard TD drive that ended with a QB Jimmy Clausen 1-yard TD dart to FB Kyle Juszczyk. After forcing a punt, Ravens RB Javorius Allen fumbled at the Chiefs' 27-yard line, and S Tyvon Branch grabbed the miscue and raced 73 yards for a KC 14-7 lead. Baltimore then tried a fake punt from its 17-yard line, and P Sam Koch came up 2 yards short on a fourth-and-9. Three plays later, KC QB Alex Smith found WR Jeremy Maclin for a 13-yard TD, making the score 21-7. A 53-yard K Cairo Santos field goal gave the Chiefs a 24-7 advantage. But, a 48-yard Clausen-to-WR Kamar Aiken TD made the score 24-14 at the half. After a scoreless third quarter, the Chiefs produced a 14-play series that ended with another Santos FG (32 yards) for a 27-14 lead. The Ravens drove immediately to the KC 29, but a Clausen pass was stolen by CB Marcus Peters, who raced 90 yards for a score, providing the Chiefs their final 34-14 margin. Clausen completed 26 of 45 for 281 yards, including 8 passes for 128 to Aiken (both career highs for the WR). Smith was an efficient 21-of-25 for 171, including 7 balls to Maclin for 50 yards and 6 for 73 yards to TE Travis Kelce. West rushed 16 times for 76 yards.

KANSAS CITY CHIEFS (Head Coach: Andy Reid)

| OFFENSE | | | DEFENSE | | |
|---------|----|--------------------|---------|----|------------|
| WR | 19 | J. Maclin | LDE | 97 | A. Bailey |
| LT | 72 | E. Fisher | NT | 92 | D. Poe |
| LG | 73 | Z. Fulton | RDE | 96 | J. Howard |
| OC | 61 | M. Morse | LOLB | 55 | D. Ford |
| RG | 76 | L. Duvernay-Tardif | LILB | 90 | J. Mauga |
| RT | 75 | J. Reid | RILB | 56 | D. Johnson |
| TE | 87 | T. Kelce | ROLB | 91 | T. Hall |
| WR | 12 | A. Wilson | LCB | 22 | M. Peters |
| WR | 81 | J. Avant | SS | 38 | R. Parker |
| QB | 11 | A. Smith | FS | 29 | E. Berry |
| RB | 35 | C. West | RCB | 21 | S. Smith |

BALTIMORE RAVENS (Head Coach: John Harbaugh)

| OFFENSE | | | DEFENSE | | |
|---------|----|-------------|---------|----|-------------|
| WR | 11 | K. Aiken | NT | 98 | B. Williams |
| WR | 13 | C. Givens | DE | 93 | L. Guy |
| LT | 72 | K. Osemele | OLB | 58 | E. Dumervil |
| LG | 66 | R. Jensen | ILB | 57 | C. Mosley |
| C | 64 | J. Urschel | ILB | 51 | D. Smith |
| RG | 73 | M. Yanda | SAM | 91 | C. Upshaw |
| RT | 71 | R. Wagner | DB | 21 | L. Webb |
| TE | 74 | J. Hurst | SS | 33 | W. Hill III |
| FB | 44 | K. Juszczyk | FS | 23 | K. Lewis |
| QB | 2 | J. Clausen | RCB | 22 | J. Smith |
| RB | 37 | J. Allen | LCB | 35 | S. Wright |

GAME SUMMARY

| | 1 | 2 | 3 | 4 | OT | TOTAL | FIELD GOALS (MADE) & MISSED |
|-------------|----|----|---|----|----|-------|-----------------------------|
| KANSAS CITY | 14 | 10 | 0 | 10 | - | 34 | C. Santos (53, 32) |
| BALTIMORE | 7 | 7 | 0 | 0 | - | 14 | None |

| TEAM | QTR | TIME | PLAY DESCRIPTION (extra point) | DRIVE | SCORE |
|--------|-----|-------|---|-------------|-------|
| Chiefs | 1 | 9:13 | C. West 38 yd. run (C. Santos kick) | 10-89, 5:47 | 7-0 |
| Ravens | 1 | 6:30 | K. Juszczyk 1 yd. pass from J. Clausen (J. Tucker kick) | 6-45, 2:43 | 7-7 |
| Chiefs | 1 | 2:49 | T. Branch 73 yd. fumble return (C. Santos) | | 14-7 |
| Chiefs | 2 | 14:56 | J. Maclin 13 yd. pass from A. Smith | 3-24, 1:21 | 21-7 |
| Chiefs | 2 | 0:50 | C. Santos 53 yd. Field Goal | 8-29, 3:16 | 24-7 |
| Ravens | 2 | 0:00 | K. Aiken 48 yd. pass from J. Clausen | 5-72, 0:50 | 24-14 |
| Chiefs | 4 | 6:45 | C. Santos 32 yd. Field Goal | 14-81, 8:41 | 27-14 |
| Chiefs | 4 | 4:36 | M. Peters 90 yd. interception return (C. Santos kick) | | 34-14 |

OFFICIALS – Referee: Jeff Triplette (42), Umpire: Shawn Smith (14), Head Linesman: Tony Veteri (36), Line Judge: Tom Stephan (68), Side Judge: Alex Kemp (55), Field Judge: Dyrrol Prioleau (109), Back Judge: Steve Freeman (133)

TEAM STATISTICS

| | CHIEFS | RAVENS |
|-------------------------------|------------|-------------|
| First Downs | 15 (5-9-1) | 19 (4-13-2) |
| Third Downs | 5-13 (38%) | 4-13 (31%) |
| Fourth Downs | 0-0 (0%) | 1-3 (33%) |
| Total Net Yards | 277 | 366 |
| Plays – Average | 56-4.9 | 67-5.5 |
| Net Yds Rushing | 113 | 93 |
| Rushes – Average | 28-4.0 | 20-4.7 |
| Net Yards Passing | 164 | 273 |
| Att. – Yds Lost – Gross Pass. | 3-7-171 | 2-8-281 |
| Passes Att. – Comp. – INT | 25-21-0 | 45-26-2 |
| Red Zone | 1-2 (50%) | 1-2 (50%) |
| Goal-to-Go | 0-0 (0%) | 1-1 (100%) |
| Punts – Avg. | 5-46.4 | 5-43.6 |
| Penalties – Yards | 6-55 | 7-63 |
| Fumbles – Lost | 1-0 | 1-1 |
| Time of Possession | 32:19 | 27:41 |

INDIVIDUAL STATISTICS

| CHIEFS | | | | | | | | | | | RAVENS | | | | | | | | | | |
|---|-----------|------------|-------------|------------|----------|--------------|-----------|--------------|--------------|-----------|---|------------|------------|----------|-----------|----------|-------------|--|--|--|--|
| RUSHING | | | | | | | | | | | RUSHING | | | | | | | | | | |
| C. West | 16 | 76 | 4.8 | 38 | 1 | T. West | 7 | 35 | 5.0 | 12 | 0 | | | | | | | | | | |
| A. Smith | 4 | 17 | 4.3 | 8 | 0 | J. Clausen | 5 | 30 | 6.0 | 8 | 0 | | | | | | | | | | |
| K. Davis | 5 | 14 | 2.8 | 6 | 0 | J. Allen | 4 | 18 | 4.5 | 9 | 0 | | | | | | | | | | |
| A. Wilson | 1 | 8 | 8.0 | 8 | 0 | S. Koch | 1 | 7 | 7.0 | 7 | 0 | | | | | | | | | | |
| C. Daniel | 2 | -2 | -1.0 | -1 | 0 | T. Magee | 2 | 5 | 2.5 | 4 | 0 | | | | | | | | | | |
| Total | 28 | 113 | 4.0 | 38 | 1 | Total | 20 | 93 | 4.7 | 12 | 0 | | | | | | | | | | |
| PASSING | | | | | | | | | | | PASSING | | | | | | | | | | |
| A. Smith | 25 | 21 | 171 | 3/7 | 1 | 29 | 0 | 108.5 | J. Clausen | 45 | 26 | 281 | 2/8 | 2 | 48 | 2 | 72.5 | | | | |
| Total | 25 | 21 | 171 | 3/7 | 1 | 29 | 0 | 108.5 | Total | 45 | 26 | 281 | 2/8 | 2 | 48 | 2 | 72.5 | | | | |
| RECEIVING | | | | | | | | | | | RECEIVING | | | | | | | | | | |
| J. Maclin | 7 | 50 | 7.1 | 13 | 1 | K. Aiken | 8 | 128 | 16.0 | 48 | 1 | | | | | | | | | | |
| T. Kelce | 6 | 73 | 12.2 | 29 | 0 | M. Williams | 5 | 31 | 6.2 | 13 | 0 | | | | | | | | | | |
| A. Wilson | 4 | 27 | 6.8 | 11 | 0 | K. Juszczyk | 5 | 26 | 5.2 | 11 | 1 | | | | | | | | | | |
| J. Avant | 2 | 12 | 6.0 | 6 | 0 | J. Butler | 3 | 60 | 20.0 | 41 | 0 | | | | | | | | | | |
| C. West | 2 | 9 | 4.5 | 12 | 0 | T. West | 2 | 11 | 5.5 | 8 | 0 | | | | | | | | | | |
| Total | 21 | 171 | 8.1 | 29 | 1 | Total | 26 | 281 | 10.8 | 48 | 2 | | | | | | | | | | |
| INTERCEPTIONS | | | | | | | | | | | INTERCEPTIONS | | | | | | | | | | |
| M. Peters | 2 | 93 | 46.5 | 90 | 1 | Total | 0 | 0 | 0 | 0 | 0 | | | | | | | | | | |
| Total | 2 | 93 | 46.5 | 90 | 1 | | | | | | | | | | | | | | | | |
| SACKS | | | | | | | | | | | SACKS | | | | | | | | | | |
| J. Howard 1-5, R. Parker 1-3 | | | | | | | | | | | Z. Smith 2-4, B. Urban 1-3 | | | | | | | | | | |
| TACKLES (TOP 3) | | | | | | | | | | | TACKLES (TOP 3) | | | | | | | | | | |
| D. Johnson 12 (7 solo), J. Mauga 8 (4 solo) Four players tied at 4 | | | | | | | | | | | C. Mosley 9 (4 solo), K. Lewis 7 (5 solo), D. Smith 7 (4 solo) | | | | | | | | | | |



GAME 15: RAVENS 20, STEELERS 17

Baltimore (5-10) • Pittsburgh (9-6)

Sunday, December 27, 2015 • 1:02 PM ET • M&T Bank Stadium • Baltimore

Weather: 64°, Partly Cloudy, Wind SW 9 mph • Attendance: 71,261 • Time: 3:04



Starting QB Ryan Mallett, who had signed with the Ravens 12 days before, threw for a career-high 274 yards, helping Baltimore to a 20-17 victory over the Steelers. In sweeping the season series vs. Pittsburgh, the Ravens stopped a three-game Steelers' winning streak and served Pittsburgh its first December loss since 2013 (the team had won 10 straight in the month). Mallett completed 28 of 41 passes, including an 8-yard TD toss to WR Chris Matthews at the end of the Ravens' first possession of the contest. The Ravens' defense had just stepped up on the game's opening drive, stopping the Steelers on a fourth-and-1 at Baltimore's 25-yard line. Early in the second quarter, the Steelers got on the board on a 34-yard K Chris Boswell FG. Baltimore K Justin Tucker then hit back-to-back FGs (37 and 50 yards) to give the Ravens a 13-3 halftime advantage. The Steelers roared back in the third quarter, aided by two pass interference calls for 53 yards, scoring on a 1-yard RB DeAngelo Williams TD dive, making the score 13-10 entering the fourth quarter. Mallett then directed the Ravens on a quick, 5-play, 58-yard TD series that ended on RB Javorius Allen's 3-yard TD scamper for a 20-10 lead. It appeared the Ravens had put the game out of reach when CB Jimmy Smith intercepted a deflected QB Ben Roethlisberger pass and raced 101 yards for a TD. That play was called back for an offsides penalty on OLB Courtney Upshaw. Two plays later, Williams raced 2 yards around end for a Steelers' TD for the game's final score. "Big Ben" finished 24-of-34 for 215 yards with 2 INTs (ILB Daryl Smith and J. Smith), and he was sacked three times. Williams gained 100 yards on 17 carries, and WR Antonio Brown was held to 64 yards on 7 catches. WR Kamar Aiken caught 8 for 66 for the Ravens, who got 112 scrimmage yards from Allen (77 rushing and 35 receiving).

PITTSBURGH STEELERS (Head Coach: Mike Tomlin)

| OFFENSE | | | DEFENSE | | |
|---------|-------------------|---------|-------------|--|--|
| WR 84 | A. Brown | DE 97 | C. Heyward | | |
| LT 78 | A. Villanueva | NT 90 | S. McLendon | | |
| LG 73 | R. Foster | DE 91 | S. Tuitt | | |
| C 72 | C. Wallace | LOLB 48 | B. Dupree | | |
| RG 66 | D. DeCastro | LILB 50 | R. Shazier | | |
| RT 77 | M. Gilbert | RILB 94 | L. Timmons | | |
| TE 83 | H. Miller | ROLB 95 | Jar. Jones | | |
| WR 88 | D. Heyward-Bey | LCB 22 | W. Gay | | |
| WR 10 | M. Bryant | FS 23 | M. Mitchell | | |
| QB 7 | B. Roethlisberger | SS 20 | W. Allen | | |
| RB 34 | D. Williams | RCB 41 | A. Blake | | |

BALTIMORE RAVENS (Head Coach: John Harbaugh)

| OFFENSE | | | DEFENSE | | |
|---------|-------------|--------|--------------|--|--|
| WR 11 | K. Aiken | NT 98 | B. Williams | | |
| LT 72 | K. Osemele | DE 93 | L. Guy | | |
| LG 66 | R. Jensen | OLB 58 | E. Dumervil | | |
| C 64 | J. Urschel | ILB 57 | C. Mosley | | |
| RG 73 | M. Yanda | ILB 51 | D. Smith | | |
| RT 71 | R. Wagner | SAM 91 | C. Upshaw | | |
| TE 74 | J. Hurst | DB 24 | K. Arrington | | |
| TE 87 | M. Williams | FS 21 | L. Webb | | |
| FB 86 | K. Reuland | SS 23 | K. Lewis | | |
| QB 7 | R. Mallett | RCB 22 | J. Smith | | |
| RB 37 | J. Allen | LCB 35 | S. Wright | | |

GAME SUMMARY

| | 1 | 2 | 3 | 4 | OT | TOTAL | FIELD GOALS (MADE) & MISSED |
|------------|---|---|---|---|----|-------|-----------------------------|
| PITTSBURGH | 0 | 3 | 7 | 7 | - | 17 | C. Boswell (34) |
| BALTIMORE | 7 | 6 | 0 | 7 | - | 20 | J. Tucker (37, 50) |

| TEAM | QTR | TIME | PLAY DESCRIPTION (extra point) | DRIVE | SCORE |
|----------|-----|-------|---|-------------|-------|
| Ravens | 1 | 3:53 | C. Matthews 8 yd. pass from R. Mallett (J. Tucker kick) | 15-75, 7:07 | 0-7 |
| Steelers | 2 | 14:48 | C. Boswell 34 yd. Field Goal | 10-64, 4:05 | 3-7 |
| Ravens | 2 | 10:01 | J. Tucker 37 yd. Field Goal | 11-61, 4:47 | 3-10 |
| Ravens | 2 | 1:17 | J. Tucker 50 yd. Field Goal | 7-24, 3:21 | 3-13 |
| Steelers | 3 | 11:18 | D. Williams 1 yd. run (C. Boswell kick) | 6-79, 3:01 | 10-13 |
| Ravens | 4 | 10:35 | J. Allen 3 yd. run (J. Tucker kick) | 5-58, 2:20 | 10-20 |
| Steelers | 4 | 6:33 | D. Williams 2 yd. run (C. Boswell kick) | 8-80, 4:02 | 17-20 |

OFFICIALS – Referee: Craig Wrolstad (4), Umpire: Roy Ellison (81), Head Linesman: Mark Hittner (28), Line Judge: Julian Mapp (10), Side Judge: Jeff Lamberth (21), Field Judge: Rick Patterson (15), Back Judge: Lee Dyer (27)

TEAM STATISTICS

| | STEELERS | RAVENS |
|-------------------------------|-------------|-------------|
| First Downs | 21 (6-11-4) | 22 (6-16-0) |
| Third Downs | 2-8 (25%) | 9-18 (50%) |
| Fourth Downs | 0-2 (0%) | 0-0 (0%) |
| Total Net Yards | 308 | 386 |
| Plays – Average | 57-5.4 | 73-5.3 |
| Net Yds Rushing | 110 | 121 |
| Rushes – Average | 20-5.5 | 31-3.9 |
| Net Yards Passing | 198 | 265 |
| Att. – Yds Lost – Gross Pass. | 3-22-220 | 1-9-274 |
| Passes Att. – Comp. – INT | 34-24-2 | 41-28-0 |
| Red Zone | 2-3 (67%) | 2-3 (67%) |
| Goal-to-Go | 2-2 (100%) | 2-2 (100%) |
| Punts – Avg. | 3-43.7 | 6-39.0 |
| Penalties – Yards | 3-25 | 12-121 |
| Fumbles – Lost | 2-1 | 0-0 |
| Time of Possession | 25:40 | 34:20 |

INDIVIDUAL STATISTICS

| STEELERS | | | | | | | | | | | RAVENS | | | | | | | | | | | | | | | | |
|------------------------|--|--|--|--|--|---|------------|------------|-------------|----------|----------------------|------------------------|-------------|--------------|--|--|-----------|---|------------|-----------|-----------|------------|------------|----------|-----------|----------|-------------|
| RUSHING | | | | | | ATT | YDS | AVG | LG | TD | RUSHING | | | | | | ATT | YDS | AVG | LG | TD | | | | | | |
| D. Williams | | | | | | 17 | 100 | 5.9 | 30 | 2 | J. Allen | | | | | | 17 | 77 | 4.5 | 14 | 1 | | | | | | |
| F. Toussaint | | | | | | 2 | 6 | 3.0 | 5 | 0 | T. West | | | | | | 14 | 44 | 3.1 | 15 | 0 | | | | | | |
| M. Bryant | | | | | | 1 | 4 | 4.0 | 4 | 0 | Total | | | | | | 31 | 121 | 3.9 | 15 | 1 | | | | | | |
| Total | | | | | | 20 | 110 | 5.5 | 30 | 2 | PASSING | | | | | | ATT | CMP | YDS | SK/YD | TD | LG | IN | RT | | | |
| B. Roethlisberger | | | | | | 34 | 24 | 220 | 3/22 | 0 | 27 | 2 | 62.7 | R. Mallett | | | | | | 41 | 28 | 274 | 1/9 | 1 | 39 | 0 | 95.0 |
| Total | | | | | | 34 | 24 | 220 | 3/22 | 0 | 27 | 2 | 62.7 | Total | | | | | | 41 | 28 | 274 | 1/9 | 1 | 39 | 0 | 95.0 |
| RECEIVING | | | | | | REC | YDS | AVG | LG | TD | RECEIVING | | | | | | REC | YDS | AVG | LG | TD | | | | | | |
| A. Brown | | | | | | 7 | 61 | 8.7 | 27 | 0 | K. Aiken | | | | | | 8 | 66 | 8.3 | 17 | 0 | | | | | | |
| D. Williams | | | | | | 6 | 53 | 8.8 | 22 | 0 | K. Juszczyk | | | | | | 5 | 55 | 11.0 | 34 | 0 | | | | | | |
| H. Miller | | | | | | 5 | 49 | 9.8 | 20 | 0 | J. Allen | | | | | | 5 | 35 | 7.0 | 10 | 0 | | | | | | |
| M. Wheaton | | | | | | 3 | 41 | 13.7 | 19 | 0 | J. Butler | | | | | | 3 | 38 | 12.7 | 17 | 0 | | | | | | |
| D. Heyward-Bey | | | | | | 1 | 10 | 10.0 | 10 | 0 | C. Matthews | | | | | | 3 | 19 | 6.3 | 8 | 1 | | | | | | |
| M. Bryant | | | | | | 1 | 6 | 6.0 | 6 | 0 | C. Givens | | | | | | 2 | 45 | 22.5 | 39 | 0 | | | | | | |
| J. James | | | | | | 1 | 3 | 3.0 | 3 | 0 | M. Williams | | | | | | 2 | 16 | 8.0 | 9 | 0 | | | | | | |
| B. Roethlisberger | | | | | | 0 | -3 | 0.0 | -3 | 0 | Total | | | | | | 28 | 274 | 9.8 | 39 | 1 | | | | | | |
| Total | | | | | | 24 | 220 | 9.2 | 27 | 0 | INTERCEPTIONS | | | | | | NO | YDS | AVG | LG | TD | | | | | | |
| INTERCEPTIONS | | | | | | NO | YDS | AVG | LG | TD | J. Smith | | | | | | 1 | 0 | 0.0 | 0 | 0 | | | | | | |
| Total | | | | | | 0 | 0 | 0 | 0 | 0 | D. Smith | | | | | | 1 | -1 | -1.0 | -1 | 0 | | | | | | |
| SACKS | | | | | | B. Boykin 1-9 | | | | | | SACKS | | | | | | T. Jernigan 1-8, C. Upshaw 1-8, Z. Smith 1-6 | | | | | | | | | |
| TACKLES (TOP 3) | | | | | | R. Shazier 13 (5 solo), B. Boykin 8 (4 solo) L. Timmons 8 (1 solo) | | | | | | TACKLES (TOP 3) | | | | | | C. Mosley 9 (6 solo), D. Smith 8 (3 solo), C. Upshaw 5 (2 solo), K. Lewis 5 (2 solo) | | | | | | | | | |



GAME 16: BENGALS 24, RAVENS 16

Baltimore (5-11) - Cincinnati (12-4)

Sunday, January 3, 2016 - 1:02 PM ET - Paul Brown Stadium - Cincinnati

Weather: 35°, Mostly Cloudy, Wind W 7 mph - Attendance: 57,254 - Time: 3:17



In a season marked by a franchise-high number of injured players (20 players on IR) and a record-setting amount of close games, the Ravens finished the 2015 season with a 24-16 loss at Cincinnati, the AFC North champions. The Bengals matched their franchise best with a 12-4 record, while the Ravens fell to 5-11, recording their first losing season since 2007 (also 5-11). A difficult third quarter, when the Bengals scored 14 unanswered points, was the difference in the game. Baltimore earned a 9-7 first-half lead on a trio of K Justin Tucker field goals – 28, 50 and 49 yards – all in the second quarter. Cincy's touchdown, also scored in the second quarter, came on an AJ McCarron 22-yard throw to TE Tyler Eifert. The Ravens opened the third quarter with the ball, but quickly lost it when QB Ryan Mallett threw an INT to ILB Vontaze Burfict at the Baltimore 33-yard line. Five plays later, McCarron threw his second TD pass, this one to WR A.J. Green for 5 yards and a 14-9 lead. After a Ravens' punt, the Bengals had a fourth-and-1 at Baltimore's 38 when RB Jeremy Hill split a seam and sprinted 38 yards to the end zone, giving the Bengals a 21-9 advantage. After a 52-yard Mike Nugent FG made the score 24-9, the Ravens earned the final points of the game on a Mallett-to-FB Kyle Juszczyk 2-yard TD. An onside kick by the Ravens failed with 1:47 left in the contest. While the Ravens outgained the Bengals, 341 to 292 yards, the Cincinnati defense, which led the NFL in fewest points allowed, stayed stingy once again. Remarkably, Baltimore's defense held the Bengals to 0-for-9 on third downs, while the Ravens were proficient (12-of-20, 60%). Mallett, starting his second game after signing with the Ravens 19 days earlier, was 30-of-56 for 292 yards, including 6 each to WR Jeremy Butler, TE Maxx Williams and RB Javorius Allen. McCarron was 17-of-27 for 160, and Hill rushed 16 times for 96 yards.

BALTIMORE RAVENS (Head Coach: John Harbaugh)

OFFENSE

| | | |
|----|----|-------------|
| WR | 11 | K. Aiken |
| LT | 72 | K. Osemele |
| LG | 66 | R. Jensen |
| C | 64 | J. Urschel |
| RG | 73 | M. Yanda |
| RT | 71 | R. Wagner |
| TE | 87 | M. Williams |
| WR | 13 | C. Givens |
| QB | 7 | R. Mallett |
| FB | 44 | K. Juszczyk |
| RB | 37 | J. Allen |

DEFENSE

| | | |
|-----|----|-------------|
| DT | 97 | T. Jernigan |
| NT | 98 | B. Williams |
| DE | 93 | L. Guy |
| OLB | 58 | E. Dumervil |
| ILB | 57 | C. Mosley |
| ILB | 51 | D. Smith |
| SAM | 91 | C. Upshaw |
| FS | 21 | L. Webb |
| SS | 23 | K. Lewis |
| RCB | 22 | J. Smith |
| LCB | 35 | S. Wright |

CINCINNATI BENGALS (Head Coach: Marvin Lewis)

OFFENSE

| | | |
|----|----|--------------|
| WR | 18 | A. Green |
| LT | 77 | A. Whitworth |
| LG | 65 | C. Boling |
| C | 61 | R. Bodine |
| RG | 68 | K. Zeitler |
| RT | 71 | A. Smith |
| TE | 85 | T. Eifert |
| TE | 81 | T. Kroft |
| WR | 82 | M. Jones |
| QB | 5 | A. McCarron |
| HB | 32 | J. Hill |

DEFENSE

| | | |
|-----|----|----------------|
| LDE | 96 | C. Dunlap |
| NT | 94 | D. Peko |
| DT | 97 | G. Atkins |
| RDE | 90 | M. Johnson |
| SLB | 50 | A. Hawk |
| MLB | 57 | V. Rey |
| WLB | 55 | V. Burgiviy |
| LCB | 27 | D. Kirkpatrick |
| RCB | 24 | A. Jones |
| SS | 43 | G. Iloka |
| FS | 20 | R. Nelson |

GAME SUMMARY

| | 1 | 2 | 3 | 4 | OT | TOTAL | FIELD GOALS (MADE) & MISSED |
|------------|---|---|----|---|----|-------|-----------------------------|
| BALTIMORE | 0 | 9 | 0 | 7 | - | 16 | J. Tucker (28, 50, 49) |
| CINCINNATI | 0 | 7 | 14 | 3 | - | 24 | M. Nugent (52) |

| TEAM | QTR | TIME | PLAY DESCRIPTION (extra point) | DRIVE | SCORE |
|---------|-----|-------|---|-------------|-------|
| Ravens | 2 | 12:56 | J. Tucker 28 yd. Field Goal | 7-38, 2:14 | 3-0 |
| Ravens | 2 | 4:55 | J. Tucker 50 yd. Field Goal | 10-33, 4:24 | 6-0 |
| Bengals | 2 | 1:49 | T. Eifert 22 yd. pass from A. McCarron (M. Nugent kick) | 8-81, 3:06 | 6-7 |
| Ravens | 2 | 0:00 | J. Tucker 49 yd. Field Goal | 10-55, 1:49 | 9-7 |
| Bengals | 3 | 11:22 | A. Green 5 yd. pass from A. McCarron (M. Nugent kick) | 5-33, 2:34 | 9-14 |
| Bengals | 3 | 6:55 | J. Hill 38 yd. run (M. Nugent kick) | 6-62, 2:12 | 9-21 |
| Bengals | 4 | 4:06 | M. Nugent 52 yd. Field Goal | 8-21, 4:27 | 9-24 |
| Ravens | 4 | 1:47 | K. Juszczyk 2 yd. pass from R. Mallett (J. Tucker kick) | 8-75, 2:19 | 16-24 |

OFFICIALS – Referee: Carl Cheffers (51), Umpire: Undrey Wash (96), Head Linesman: Kent Payne (79), Line Judge: Tim Podraza (47), Side Judge: Scott Novak (1), Field Judge: Brad Freeman (88), Back Judge: Terrence Miles (111)

TEAM STATISTICS

| | RAVENS | BENGALS |
|-------------------------------|-------------|-------------|
| First Downs | 22 (2-18-2) | 17 (5-11-1) |
| Third Downs | 12-20 (60%) | 0-9 (0%) |
| Fourth Downs | 0-2 (0%) | 1-1 (100%) |
| Total Net Yards | 341 | 292 |
| Plays – Average | 78-4.4 | 57-5.1 |
| Net Yds Rushing | 59 | 145 |
| Rushes – Average | 21-2.8 | 27-5.4 |
| Net Yards Passing | 282 | 147 |
| Att. – Yds Lost – Gross Pass. | 1-10-292 | 3-13-160 |
| Passes Att. – Comp. – INT | 56-30-2 | 27-17-0 |
| Red Zone | 1-2 (50%) | 1-2 (50%) |
| Goal-to-Go | 1-1 (100%) | 1-1 (100%) |
| Punts – Avg. | 4-42.5 | 7-43.3 |
| Penalties – Yards | 4-38 | 11-72 |
| Fumbles – Lost | 0-0 | 1-0 |
| Time of Possession | 29:16 | 30:44 |

INDIVIDUAL STATISTICS

| RAVENS | | | | | | | | | | | BENGALS | | | | | | | | | | |
|--|-----------|------------|------------|-------------|----------|--------------|-----------|-------------|--------------|-----------|--|------------|-------------|----------|-----------|----------|--------------|--|--|--|--|
| RUSHING | | | | | | | | | | | RUSHING | | | | | | | | | | |
| J. Allen | 15 | 38 | 2.5 | 14 | 0 | J. Hill | 16 | 96 | 6.0 | 38 | 1 | | | | | | | | | | |
| T. West | 5 | 17 | 3.4 | 7 | 0 | G. Bernard | 6 | 36 | 6.0 | 15 | 0 | | | | | | | | | | |
| R. Mallett | 1 | 4 | 4.0 | 4 | 0 | M. Sanu | 2 | 11 | 5.5 | 10 | 0 | | | | | | | | | | |
| | | | | | | A. McCarron | 3 | 2 | 0.7 | 2 | 0 | | | | | | | | | | |
| Total | 21 | 59 | 2.8 | 14 | 0 | Total | 27 | 145 | 5.4 | 38 | 1 | | | | | | | | | | |
| PASSING | | | | | | | | | | | PASSING | | | | | | | | | | |
| R. Mallett | 56 | 30 | 292 | 1/10 | 1 | 21 | 2 | 59.5 | A. McCarron | 27 | 17 | 160 | 3/13 | 2 | 23 | 0 | 103.9 | | | | |
| Total | 56 | 30 | 292 | 1/10 | 1 | 21 | 2 | 59.5 | Total | 27 | 17 | 160 | 3/13 | 2 | 23 | 0 | 103.9 | | | | |
| RECEIVING | | | | | | | | | | | RECEIVING | | | | | | | | | | |
| J. Butler | 6 | 57 | 9.5 | 17 | 0 | M. Jones | 5 | 38 | 7.6 | 23 | 0 | | | | | | | | | | |
| M. Williams | 6 | 53 | 8.8 | 15 | 0 | T. Eifert | 4 | 51 | 12.8 | 22 | 1 | | | | | | | | | | |
| J. Allen | 6 | 32 | 5.3 | 13 | 0 | A. Green | 4 | 34 | 8.5 | 12 | 1 | | | | | | | | | | |
| K. Aiken | 5 | 76 | 15.2 | 20 | 0 | J. Hill | 2 | 19 | 9.5 | 13 | 0 | | | | | | | | | | |
| C. Matthews | 4 | 51 | 12.8 | 21 | 0 | G. Bernard | 1 | 12 | 12.0 | 12 | 0 | | | | | | | | | | |
| K. Juszczyk | 2 | 18 | 9.0 | 16 | 1 | M. Sanu | 1 | 6 | 6.0 | 6 | 0 | | | | | | | | | | |
| T. West | 1 | 5 | 5.0 | 5 | 0 | | | | | | | | | | | | | | | | |
| Total | 30 | 292 | 9.7 | 21 | 1 | Total | 17 | 160 | 9.4 | 23 | 2 | | | | | | | | | | |
| INTERCEPTIONS | | | | | | | | | | | INTERCEPTIONS | | | | | | | | | | |
| None | | | | | | | | | | | R. Mauluga 1 15 15.0 15 0 | | | | | | | | | | |
| | | | | | | | | | | | V. Burfict 1 0 0.0 0 0 | | | | | | | | | | |
| | | | | | | | | | | | C. Lewis-Harris 0 -1 0.0 -1 0 | | | | | | | | | | |
| | | | | | | | | | | | Total 2 14 7.0 15 0 | | | | | | | | | | |
| SACKS | | | | | | | | | | | SACKS | | | | | | | | | | |
| L. Guy 1.5-4.5, C. Mosley 1-7, Z. Smith .5-1.5 | | | | | | | | | | | G. Atkins 1-10 | | | | | | | | | | |
| TACKLES (TOP 3) | | | | | | | | | | | TACKLES (TOP 3) | | | | | | | | | | |
| C. Mosley 12 (4 solo), T. Jernigan 6 (3 solo), L. Guy 5 (3 solo) | | | | | | | | | | | V. Burfict 12 (8 solo), R. Nelson 10 (6 solo), R. Mauluga 6 (3 solo) | | | | | | | | | | |



– PLAYER BIOS –



BALTIMORE
RAVENS

11

KAMAR AIKEN
WIDE RECEIVER | 6-2 | 215

COLLEGE: Central Florida HS: Chaminade-Madonna (Hollywood, FL)
BORN: 5/30/89, Hollywood, FL
EXP. (NFL/RAVENS): 3/2 GP/GS (PLAYOFFS): 35/14 (2/0)

KEY TRANSACTIONS:

- Kamar Aiken re-signed with the Ravens on 4/20/15
- Signed to Baltimore's active roster from its practice squad on 12/30/13
- Signed to the Ravens' practice squad on 10/30/13
- Originally signed with Buffalo as a rookie free agent on 7/28/11

CAREER HIGHLIGHTS:

- Recorded career and team highs in receptions (75), receiving yards (944) and receiving TDs (5) for the league's No. 8 passing attack (266.9 ypg), which gained a single-season franchise-record 4,271 net passing yards in 2015...Finished the season with nine-straight five-catch games, the longest such streak in team history and the third-longest active streak of its kind in the NFL
- Established career highs with 8 catches and 128 receiving yards in his first-career 100-yard receiving game vs. KC (12/20/15)...Also tied a career long with a 48-yard Hail Mary TD from QB Jimmy Clausen as time expired in the first half
- Returned a blocked punt by S Darian Stewart 11 yards for a TD vs. Jax. (12/14/14), marking the Ravens' first blocked punt for a TD since 11/23/03

2015 SEASON HIGHLIGHTS: Recorded career and team highs in receptions (75), receiving yards (944) and receiving TDs (5) for the league's No. 8 passing attack (266.9 ypg), which gained a single-season franchise-record 4,271 net passing yards...The Ravens also produced the second-most total net yards (5,749) in team history...Finished the season with nine-consecutive five-catch games, the longest such streak in franchise history and the third-longest active streak of its kind in the NFL

- Secured a game-high 76 receiving yards on 5 catches (15.2 avg.), including 4 first downs, for an offense that converted 12 of 20 (60%) third-down attempts in the **season finale at Cin. (1/3/16)**
- Caught 8 passes for 66 yards (both game highs) for an offense that produced 386 net yards in the 20-17 victory in **game 15 vs. Pit. (12/27)**
- Registered game and career highs in receptions (8, since tied) and receiving yards (128), his first-career 100-yard output, in **game 14 vs. KC (12/20)**...Matched a career-long 48-yard reception for a Hail Mary TD from QB Jimmy Clausen to close out the first half
- Set a then-career high with 90 receiving yards on 5 catches, including 4 first downs, in **game 13 vs. Sea. (12/13)**...Secured 37- and 21-yard receptions on consecutive plays in Baltimore's final drive of the second quarter, setting up a 30-yard K Justin Tucker FG
- Recorded 6 catches for 1 TD and a team-high 80 receiving yards in the 33-27 victory in **game 11 at Cle. (11/30)**
- Caught a 3-yard fourth-quarter TD pass from QB Joe Flacco, Baltimore's first of 13 unanswered points, in the 16-13 victory in **game 10 vs. STL (11/22)**...Aiken's 5 receptions for 50 yards, including 26 in the final period, helped the offense generate 388 total net yards
- Recorded game highs with 7 receptions and 73 yards in **game 9 vs. Jax. (11/15)**...Produced first downs on 5 catches, including 2 on third down, for an offense that converted 8 of 14 (57.1%) third-down attempts
- Posted 6 receptions (all producing first downs) for 62 yards (10.3 avg.) for an offense that gained 365 total net yards in the 29-26 victory in **game 8 vs. SD (11/1)**...Gained 59 second-half receiving yards after WR Steve Smith Sr. left the contest due to injury in the third quarter
- Secured a red zone TD catch, totaling 22 yards on 3 receptions, for an offense that produced 420 net yards (a franchise-first fifth-consecutive 350-yard effort), in **game 6 at SF (10/18)**
- Caught 4 passes for 78 yards (19.5 avg.), including a career-long 48-yarder, for an offense that scored TDs in four of five red zone trips (80%) in **game 5 vs. Cle. (10/11)**
- Scored a critical third-quarter TD, finishing the game with 77 yards on 5 receptions (15.4 avg.), for an offense that scored 16 unanswered points and produced 356 total net yards in the 23-20 come-from-behind, overtime victory in **game 4 at Pit. (10/1)**
- Posted 89 receiving yards on 5 receptions (17.8 avg.) for an offense that produced the sixth-most net yards (493) in franchise history in **game 2 at Oak. (9/20)**

2015

GAME-BY-GAME OFFENSE

| RAVENS Date/Opp. | RECEIVING | | | | | RUSHING | | | | |
|---------------------|-----------|------------|-------------|-----------|----------|----------|----------|------------|----------|----------|
| | No. | Yds. | Avg. | LG | TD | No. | Yds. | Avg. | LG | TD |
| 9/13 @ Den. | 1 | -1 | -1.0 | -1 | 0 | 0 | 0 | 0.0 | 0 | 0 |
| 9/20 @ Oak. | 5 | 89 | 17.8 | 38 | 0 | 0 | 0 | 0.0 | 0 | 0 |
| 9/27 vs. Cin. | 0 | 0 | 0.0 | 0 | 0 | 0 | 0 | 0.0 | 0 | 0 |
| 10/1 @ Pit. | 5 | 77 | 15.4 | 20 | 1 | 0 | 0 | 0.0 | 0 | 0 |
| 10/11 vs. Cle. | 4 | 78 | 19.5 | 48 | 0 | 0 | 0 | 0.0 | 0 | 0 |
| 10/18 @ SF | 3 | 22 | 7.3 | 12 | 1 | 0 | 0 | 0.0 | 0 | 0 |
| 10/26 @ Ari. | 1 | 6 | 6.0 | 6 | 0 | 0 | 0 | 0.0 | 0 | 0 |
| 11/1 vs. SD | 6 | 62 | 10.3 | 18 | 0 | 0 | 0 | 0.0 | 0 | 0 |
| 11/15 vs. Jax. | 7 | 73 | 10.4 | 29 | 0 | 0 | 0 | 0.0 | 0 | 0 |
| 11/22 vs. STL | 5 | 50 | 10.0 | 18 | 1 | 0 | 0 | 0.0 | 0 | 0 |
| 11/30 @ Cle. | 6 | 80 | 13.3 | 27 | 1 | 0 | 0 | 0.0 | 0 | 0 |
| 12/6 @ Mia. | 6 | 48 | 8.0 | 11 | 0 | 0 | 0 | 0.0 | 0 | 0 |
| 12/13 vs. Sea. | 5 | 90 | 18.0 | 37 | 0 | 0 | 0 | 0.0 | 0 | 0 |
| 12/20 vs. KC | 8 | 128 | 16.0 | 48 | 1 | 0 | 0 | 0.0 | 0 | 0 |
| 12/27 vs. Pit. | 8 | 66 | 8.3 | 17 | 0 | 0 | 0 | 0.0 | 0 | 0 |
| 1/3/16 @ Cin. | 5 | 76 | 15.2 | 20 | 0 | 0 | 0 | 0.0 | 0 | 0 |
| Totals | 75 | 944 | 12.6 | 48 | 5 | 0 | 0 | 0.0 | 0 | 0 |

11 KAMAR AIKEN

REGULAR SEASON

| Year | Team | GP | GS | RECEIVING | | | | | RUSHING | | | | |
|---------------|---------------------------|-----------|-----------|---------------------------|--------------|-------------|------------|----------|----------|----------|------------|----------|----------|
| | | | | No. | Yards | Avg. | LG | TD | No. | Yards | Avg. | LG | TD |
| 2011 | Buffalo | 2 | 0 | 0 | 0 | 0.0 | 0 | 0 | 0 | 0 | 0 | 0 | 0 |
| 2012 | Buf./Chi./NE [^] | 1 | 0 | 0 | 0 | 0.0 | 0 | 0 | 0 | 0 | 0 | 0 | 0 |
| 2013 | NE/Bal. | 0 | 0 | ON RAVENS' PRACTICE SQUAD | | | | | | | | | |
| 2014 | Baltimore | 16 | 0 | 24 | 267 | 11.1 | 24 | 3 | 0 | 0 | 0.0 | 0 | 0 |
| 2015 | Baltimore | 16 | 14 | *75 | *944 | 12.6 | 48t | *5 | 0 | 0 | 0.0 | 0 | 0 |
| Totals | | 35 | 14 | 99 | 1,211 | 12.2 | 48t | 8 | 0 | 0 | 0.0 | 0 | 0 |

[^]LED TEAM

[^]PLAYED 1 GAME OF THE 2012 SEASON WITH NE

SPECIAL TEAMS TACKLES (5): 2011 (1); 2014 (4)

CAREER SINGLE-GAME HIGHS (REGULAR SEASON)

RECEIVING

Receptions:

8 2 times (last: 12/27/15 vs. Pit.)

Yardage:

128 (12/20/15 vs. KC)

Long Gain:

48 2 times (last: 12/20/15 vs. KC)

Touchdowns:

1 8 times (last: 12/20/15 vs. KC)

RUSHING

Carries:

None

Yardage:

None

Long Gain:

None

Touchdowns:

None

100-yard Receiving Games: 1 (128, 12/20/15 vs. KC)

Additional Statistics: Returned a blocked punt 11 yards for a TD vs. Jax. (12/14/14), marking the Ravens' first blocked punt for a TD since 11/23/03

POSTSEASON

| Year | Team | GP | GS | RECEIVING | | | | | RUSHING | | | | |
|---------------|-----------|----------|----------|-----------|-----------|-------------|------------|----------|----------|----------|------------|----------|----------|
| | | | | No. | Yards | Avg. | LG | TD | No. | Yards | Avg. | LG | TD |
| 2014 | Baltimore | 2 | 0 | 2 | 23 | 11.5 | 19t | 1 | 0 | 0 | 0.0 | 0 | 0 |
| Totals | | 2 | 0 | 2 | 23 | 11.5 | 19t | 1 | 0 | 0 | 0.0 | 0 | 0 |

SPOTLIGHT: KAMAR AIKEN

What advice has Steve Smith Sr. given to you during his time as a Raven? "How to approach the game every day as far as practices, how to take care of your body, doing the little stuff, film study – the little details that we might forget. 'Grandpa Steve' is what we call him, and he always calls us and tries to critique us on little stuff. He gives advice on anything small [and tells us] to pay attention to the little details."

How has WRs coach Bobby Engram helped develop your game? "Bobby we can relate to, because he played the game, and he played the game for so long. Everybody is always all ears when he is talking to us, because we know he played the position. He understands what it takes to be successful at this level. He's probably one of the best coaches I've had since I've been in the league."

How is the team able to stick together despite facing adversity this season? "Stay the course. We know we're not used to having a losing record; we're used to winning. We're going to stay the course, continue to work hard, and that's all you can do to set yourself up for success."

After interning with the Secret Service and FBI in the offseason, what division of these departments most interests you? "I wouldn't do Secret Service, because it's too time consuming. FBI, I would be a special agent out in the field. I can't be in an office. I would have to be out there in the field undercover and stuff like that."

Since you are certified in scuba diving, is there a place in the world on your bucket list to explore? "Probably Aruba. It's something that growing up you're always saying you want to go there."

Which Raven is the... Toughest: "Marshal Yanda." **Most creative:** "Justin Tucker." **Most thrifty:** "Me. I'm the cheapest person you'll find." **Best chef:** "Morgan [Cox] makes popcorn – really good popcorn. He has his own recipe, but he doesn't want to tell us." **Most stylish:** "Elvis [Dumervil]. He goes a little over and beyond." (laughter) **A big brother:** "Steve [Smith Sr.]. Elvis is one too, because I've known Elvis since I was probably seven or eight [years old]. He went to school with my brother, so I've known him since I was small."

AIKEN SHINED IN 2015



After WR Steve Smith Sr. (Achilles) was lost for the season on Nov. 1, WR Kamar Aiken posted at least 5 receptions in nine-straight games. Aiken's nine-consecutive five-catch games rank as the NFL's third-longest active streak and longest such streak in Ravens franchise history.

CONSECUTIVE GAMES W/ AT LEAST 5 RECEPTIONS (Current NFL Streaks)

| Player (Team) | Games |
|----------------------|-------|
| Julio Jones (Atl.) | 12 |
| Antonio Brown (Pit.) | 10 |
| Kamar Aiken (Bal.) | 9 |

CONSECUTIVE GAMES W/ AT LEAST 5 RECEPTIONS (Ravens History)

| Player | Games | Season |
|-----------------|-------|--------|
| Kamar Aiken | 9 | 2015 |
| Derrick Mason | 8 | 2007 |
| Steve Smith Sr. | 6 | 2014 |
| Ray Rice | 6 | 2011 |
| Qadry Ismail | 6 | 1999 |

Aiken Quick Hits:

- ✓ Starting on Nov. 1 (final nine games), when WR Steve Smith Sr. (Achilles) was lost for the season, Aiken tallied 56 catches for 673 yards and 3 TDs, averaging an impressive 74.8 receiving yards per game.
- ✓ Aiken tallied team highs in catches (75), receiving yards (944) and TD catches (5) in 2015.





BALTIMORE
RAVENS

37

JAVORIUS ALLEN
RUNNING BACK | 6-0 | 220

COLLEGE: Southern California **HS:** Lincoln (Tallahassee, FL)
BORN: 8/27/91, Tallahassee, FL
EXP. (NFL/RAVENS): Rookie **GP/GS (PLAYOFFS):** 16/6 (0/0)

2015 SEASON HIGHLIGHTS: Gained 514 rushing yards and 1 TD on 137 carries (3.8 avg.) and 353 receiving yards and 2 TDs on 45 receptions (7.8) for the league's No. 8 passing attack (266.9 ypg), which totaled a single-season franchise-record 4,271 net passing yards...The Ravens also produced the second-most total net yards (5,749) in team history

- Posted 70 scrimmage yards (38 rushing and 32 receiving) and a game-high-tying 6 receptions for an offense that converted 12 of 20 (60%) third-down attempts in the **season finale at Cin. (1/3/16)**
- Scored his first-career rushing TD on a 3-yard plunge and totaled 114 scrimmage yards (a career-high 77 rushing on 17 carries and 35 receiving on 5 catches) for an offense that produced 386 net yards in the 20-17 victory in **game 15 vs. Pit. (12/27)**
- Tallied career and game highs with 12 catches (third most in franchise history) for 107 receiving yards and a career-long 41-yard TD reception, adding 17 carries for 63 rushing yards, in **game 12 at Mia. (12/6)**...His offensive production marked the 25th game in Ravens history a player reached 170 scrimmage yards
- Made his first-career NFL start, scoring his first-career TD on a 13-yard reception, and generated 84 scrimmage yards (55 on 12 rushes and 29 on 4 catches) in the 33-27 victory in **game 11 at Cle. (11/30)**
- Produced 115 scrimmage yards, 67 rushing (22 carries) and 48 receiving (5 catches), and a game-high 5 first downs after the first-quarter injury to RB Justin Forsett in the 16-13 victory in **game 10 vs. STL (11/22)**
- Rushed for 58 yards on 8 carries (7.3 avg.) for an offense that gained 181 rushing yards and scored 3 rushing TDs in **game 5 vs. Cle. (10/11)**...Posted a career-long 44-yard gain, setting up QB Joe Flacco's 1-yard TD run four plays later
- Recorded 19 rushing yards on 5 carries for an offense that scored 16 unanswered points and produced 191 rushing yards (4.9 avg.) in the 23-20 come-from-behind, overtime victory in **game 4 at Pit. (10/1)**
- Saw action in his first-career NFL game, posting 30 rushing yards on 9 carries and a 4-yard reception in the **season opener at Den. (9/13)**

KEY TRANSACTIONS:

- Javorius Allen was selected by the Ravens in the fourth round (125th overall) of the 2015 NFL Draft
- Allen was the second of three Ravens' draft picks (OLB Za'Darius Smith – 122nd and CB Tray Walker – 136th) chosen in the fourth round
- Declared for the 2015 NFL Draft after his junior season at USC

CAREER HIGHLIGHTS:

- Gained 514 rushing yards and 1 TD on 137 carries (3.8 avg.) and 353 receiving yards and 2 TDs on 45 receptions (7.8) in 16 games as a rookie in 2015...Was part of an offense that totaled a single-season franchise-record 4,271 net passing yards and the second-most total net yards (5,749) in team history
- Scored his first-career rushing TD and gained a career-high 77 rushing yards on 17 carries (4.5 avg.) vs. Pit. (12/27/15)
- Became the 25th player in franchise history to produce 170 scrimmage yards (107 receiving on a career-high 12 receptions and 63 rushing on 17 attempts) at Mia. (12/6/15)...Posted a career-long 41-yard TD reception in the contest
- Notched his first-career TD on a 13-yard reception in his first-career start, recording 84 scrimmage yards (55 on 12 rushes and 29 on 4 catches), at Cle. (11/30/15)

2015

GAME-BY-GAME OFFENSE

| RAVENS Date/Opp. | RUSHING | | | | | RECEIVING | | | | |
|---------------------|------------|------------|------------|-----------|----------|-----------|------------|------------|------------|----------|
| | No. | Yds. | Avg. | LG | TD | No. | Yds. | Avg. | LG | TD |
| 9/13 @ Den. | 9 | 30 | 3.3 | 8 | 0 | 1 | 4 | 4.0 | 4 | 0 |
| 9/20 @ Oak. | 1 | 5 | 5.0 | 5 | 0 | 1 | 2 | 2.0 | 2 | 0 |
| 9/27 vs. Cin. | 3 | 12 | 4.0 | 9 | 0 | 0 | 0 | 0.0 | 0 | 0 |
| 10/1 @ Pit. | 5 | 19 | 3.8 | 12 | 0 | 0 | 0 | 0.0 | 0 | 0 |
| 10/11 vs. Cle. | 8 | 58 | 7.3 | 44 | 0 | 0 | 0 | 0.0 | 0 | 0 |
| 10/18 @ SF | 4 | 13 | 3.3 | 8 | 0 | 1 | 8 | 8.0 | 8 | 0 |
| 10/26 @ Ari. | 3 | 25 | 8.3 | 15 | 0 | 1 | 10 | 10.0 | 10 | 0 |
| 11/1 vs. SD | 4 | 1 | 0.3 | 4 | 0 | 3 | 30 | 10.0 | 19 | 0 |
| 11/15 vs. Jax. | 5 | 19 | 3.8 | 12 | 0 | 1 | 4 | 4.0 | 4 | 0 |
| 11/22 vs. STL | 22 | 67 | 3.0 | 17 | 0 | 5 | 48 | 9.6 | 14 | 0 |
| 11/30 @ Cle. | 12 | 55 | 4.6 | 21 | 0 | 4 | 29 | 7.3 | 13t | 1 |
| 12/6 @ Mia. | 17 | 63 | 3.7 | 16 | 0 | 12 | 107 | 8.9 | 41t | 1 |
| 12/13 vs. Sea. | 8 | 14 | 1.8 | 5 | 0 | 5 | 44 | 8.8 | 17 | 0 |
| 12/20 vs. KC | 4 | 18 | 4.5 | 9 | 0 | 0 | 0 | 0.0 | 0 | 0 |
| 12/27 vs. Pit. | 17 | 77 | 4.5 | 14 | 1 | 5 | 35 | 7.0 | 10 | 0 |
| 1/3/16 @ Cin. | 15 | 38 | 2.5 | 14 | 0 | 6 | 32 | 5.3 | 13 | 0 |
| Totals | 137 | 514 | 3.8 | 44 | 1 | 45 | 353 | 7.8 | 41t | 2 |

37 JAVORIUS ALLEN

REGULAR SEASON

| Year | Team | GP | GS | RUSHING | | | | | RECEIVING | | | | |
|---------------|-----------|-----------|----------|------------|------------|------------|-----------|----------|-----------|------------|------------|------------|----------|
| | | | | No. | Yards | Avg. | LG | TD | No. | Yards | Avg. | LG | TD |
| 2015 | Baltimore | 16 | 6 | 137 | 514 | 3.8 | 44 | 1 | 45 | 353 | 7.8 | 41t | 2 |
| Totals | | 16 | 6 | 137 | 514 | 3.8 | 44 | 1 | 45 | 353 | 7.8 | 41t | 2 |

^LED TEAM

CAREER SINGLE-GAME HIGHS (REGULAR SEASON)

RUSHING

Carries:

22 (11/22/15 vs. STL)

Yardage:

77 (12/27/15 vs. Pit.)

Long Gain:

44 (10/11/15 vs. Cle.)

Touchdowns:

1 (12/27/15 vs. Pit.)

RECEIVING

Receptions:

12 (12/6/15 at Mia.)

Yardage:

107 (12/6/15 at Mia.)

Long Gain:

41t (12/6/15 at Mia.)

Touchdowns:

1 2 times (last: 12/6/15 at Mia.)

100-yard Receiving Games: 1 (107 yards, 12/6/15 at Mia.)

MARC TRESTMAN ON ALLEN

“‘Buck’ continues to improve. He has shown us that he can run and make plays. He can be physical, and he can drop his pads and finish with his feet. We’ve seen that. We just want to continue to see him grow and get better in all the little things he’s doing. We love coaching him.”

JOHN HARBAUGH ON ALLEN

“Where would we be without him right now? That’s one thing to look at. There’s a fourth-round pick rookie who has come in and done a good job, and I really do have high hopes for him. I really do believe he can be a really good running back in this league. He has really good vision. He’s fluid. He can make a tight cut. ... He’s tough enough. He’s willing. He’s smart enough, and he has to keep working on that part of it, too.”

ALLEN’S BIG DAY

RB Javorius “Buck” Allen produced 170 yards from scrimmage in Week 13 at Miami, securing 12 catches for 107 yards and rushing 17 times for 63 yards. Here are fast facts about the rookie’s performance:

- ✓ Since 2011, only six players have posted at least 60 rushing yards and 100 receiving yards in a game: Allen, Le’Veon Bell (2014), Reggie Bush (2013), Matt Forte (2014), Arian Foster (three times in 2011) and Jeremy Langford (2015).
- ✓ Only 14 times over the past 10 seasons has a player posted at least 60 rushing yards, 100 receiving yards and 1 receiving TD in a game.
- ✓ Allen is just the second player in Ravens history to have 60 rushing yards and 100 receiving yards in a game, joining Ray Rice (77 and 117 on 10/18/09 at Min.).
- ✓ With his Miami output, Allen produced the 25th game in Ravens history of a player gaining at least 170 yards from scrimmage.
- ✓ His 12 catches are the third most in Ravens single-game history. Priest Holmes (10/11/98) & Steve Smith Sr. (9/27/15) each had 13.
- ✓ Allen’s 107 receiving yards are the third most by a RB in Ravens single-game history (Ray Rice had 117 on 10/18/09 at Min. and Jamal Lewis had 108 vs. NO on 12/8/02).
- ✓ Allen’s 12 catches were the most by an NFL RB in 2015 (Danny Woodhead was next with 11), while Allen’s 107 receiving yards ranked fifth.

SPOTLIGHT: JAVORIUS “BUCK” ALLEN

Justin Forsett compared you to Arian Foster. Do you model your game after a specific player? “I had a couple people tell me Arian Foster. At the Combine, someone asked me, and I said Marshawn Lynch. He just won’t be stopped, and that’s the mentality I want to have. I just can’t be stopped and want to fight for every inch. My game is like Arian. He can catch, run well and has great vision, but my mentality is like Marshawn.”

You delivered a commencement speech at USC’s student-athlete graduation. Describe that. “I was the first one in my family to go to college, and everybody said I had to pick the farthest place to go. It was something I knew I had to leave home and do, and my grandma always told me, ‘You’ve got to take care of yourself before you can take care of somebody else.’ So, I figured I’d go out there and take care of myself, do what I needed to get done, and then hopefully I’d have a chance to take care of my family, which God has now put me in a position to do. It was great going out there, but it was tough, because nobody really told me what college was going to be like. My adviser asked me at the end of the season what I thought about speaking at graduation, and I was like, ‘I’m not doing it.’ I don’t really talk much. I don’t really talk unless spoken to, and they kept asking me. My adviser said, ‘I really think you should do it. People would love it. Your story is very touching.’ I finally gave in.”

What was your first job? “Tending pigs when I got out of school. The dude that lived next to us, he probably had over 40 pigs. We would take the big black trash cans with the wheels – they were big, because I remember getting up on my tiptoes trying to scoop the slop out of it. If you’re not working there or you’re not around that, it stinks so bad, but at the age of 7 or 8, to have like \$80 of your own money in your pocket at the end of the week, it just felt amazing.”

Who was your favorite athlete growing up? “This is only because my Pop Warner team was the Steelers, the Miccosukee Steelers. At the time we picked them, we didn’t know they were good; we just liked the gold and black. We picked from three teams, and we ended up going with the Steelers. Watching the Steelers, I grew up liking Jerome Bettis.”





BALTIMORE
RAVENS

24

KYLE ARRINGTON
CORNERBACK | 5-10 | 190

COLLEGE: Hofstra HS: Gwynn Park (Brandywine, MD)

BORN: 8/12/86, Accokeek, MD

EXP. (NFL/RAVENS): 7/1 GP/GS (PLAYOFFS): 102/60 (12/8)

KEY TRANSACTIONS:

- Kyle Arrington signed with Baltimore (three-year contract) on 5/14/15
- Originally signed to Philadelphia's practice squad as a rookie free agent on 9/3/08

CAREER HIGHLIGHTS:

- Established career highs with 77 tackles, 15 PD, 7 INTs (tied GB's Charles Woodson and SD's Eric Weddle for most in the NFL) and 92 INT return yards en route to an appearance in Super Bowl XLVI with the Patriots in 2011
- Scored 2 TDs in 2010 – one on a blocked FGA at Mia. (10/4/10) and one on an INT (first INT of his career) vs. GB (12/19/10)

2015 SEASON HIGHLIGHTS: Totaled 28 tackles (22 solo), 3 PD and 1 FF for the NFL's eighth-ranked defense (337.4 ypg), which finished No. 2 overall (291.1 ypg) and No. 1 vs. the pass (183.3 ypg) over the season's final eight games

- Notched 3 tackles and forced a fumble for a defense that held the Bengals to 147 net passing yards and did not allow a third-down conversion (0 of 9) in the **season finale at Cin. (1/3/16)**
- Started and posted 4 tackles (3 solo) and 1 PD for a defense that allowed just 198 net passing yards (Pittsburgh's sixth fewest of the season) and snapped the Steelers' streak of six-straight 30-point performances in the 20-17 victory in **game 15 vs. Pit. (12/27)**
- Subbed for a defense that allowed a season-low 8 first downs, held Miami to 30.8% (4 of 13) on third down and permitted just 86 yards on 9-of-19 passing (47.4%) in **game 12 at Mia. (12/6)**
- Started and recorded 2 tackles, helping limit the Steelers to 96 net passing yards and a 3.2 yards-per-pass average in the 23-20 OT victory in **game 4 at Pit. (10/1)**
- Started and tallied 4 solo tackles and 1 QB hit – resulting in a 24-yard INT-TD by Jimmy Smith – for a defense that did not allow a TD and held the Broncos to just 150 net passing yards in the **season opener at Den. (9/13)**

2015

GAME-BY-GAME DEFENSE

RAVENS

| Date/Opp. | TT | Solo | Asst. | Sacks | INT | PD | FF | FR |
|----------------|-----------------|-----------|----------|------------|------------|----------|----------|----------|
| 9/13 @ Den. | 4 | 4 | 0 | 0-0 | 0-0 | 0 | 0 | 0 |
| 9/20 @ Oak. | 5 | 3 | 2 | 0-0 | 0-0 | 0 | 0 | 0 |
| 9/27 vs. Cin. | 2 | 2 | 0 | 0-0 | 0-0 | 0 | 0 | 0 |
| 10/1 @ Pit. | 2 | 1 | 1 | 0-0 | 0-0 | 0 | 0 | 0 |
| 10/11 vs. Cle. | 3 | 3 | 0 | 0-0 | 0-0 | 1 | 0 | 0 |
| 10/18 @ SF | 2 | 2 | 0 | 0-0 | 0-0 | 0 | 0 | 0 |
| 10/26 @ Ari. | 0 | 0 | 0 | 0-0 | 0-0 | 0 | 0 | 0 |
| 11/1 vs. SD | 1 | 1 | 0 | 0-0 | 0-0 | 1 | 0 | 0 |
| 11/15 vs. Jax. | 0 | 0 | 0 | 0-0 | 0-0 | 0 | 0 | 0 |
| 11/22 vs. STL | 0 | 0 | 0 | 0-0 | 0-0 | 0 | 0 | 0 |
| 11/30 @ Cle. | 0 | 0 | 0 | 0-0 | 0-0 | 0 | 0 | 0 |
| 12/6 @ Mia. | 0 | 0 | 0 | 0-0 | 0-0 | 0 | 0 | 0 |
| 12/13 vs. Sea. | 2 | 2 | 0 | 0-0 | 0-0 | 0 | 0 | 0 |
| 12/20 vs. KC | INACTIVE - BACK | | | | | | | |
| 12/27 vs. Pit. | 4 | 3 | 1 | 0-0 | 0-0 | 1 | 0 | 0 |
| 1/3/16 @ Cin. | 3 | 1 | 2 | 0-0 | 0-0 | 0 | 1 | 0 |
| Totals | 28 | 22 | 6 | 0-0 | 0-0 | 3 | 1 | 0 |

24 KYLE ARRINGTON

REGULAR SEASON

| Year | Team | GP | GS | TACKLES | | | SACKS | | INTERCEPTIONS | | | | | FUMBLES | | | | |
|---------------|-------------|------------|-----------|------------|------------|-----------|------------|-------------|---------------|------------|------------|----------|-----------|----------|----------|----------|----------|---|
| | | | | TT | Solo | Asst. | No. | Yards | No. | Yards | LG | TD | PD | FF | FR | Yards | | |
| 2009 | TB/NE* | 9 | 0 | 0 | 0 | 0 | 0.0 | 0.0 | 0 | 0 | 0 | 0 | 0 | 0 | 0 | 0 | 0 | 0 |
| 2010 | New England | 16 | 14 | 59 | 49 | 10 | 0.0 | 0.0 | 1 | 36t | 36t | 1 | 5 | 0 | 0 | 0 | 0 | |
| 2011 | New England | 16 | 14 | 77 | 60 | 17 | 0.0 | 0.0 | 7 | 92 | 28 | 0 | 15 | 0 | 1 | 0 | 0 | |
| 2012 | New England | 16 | 12 | 64 | 55 | 9 | 0.0 | 0.0 | 0 | 0 | 0 | 0 | 11 | 1 | 1 | 0 | 0 | |
| 2013 | New England | 16 | 12 | 58 | 47 | 11 | 2.0 | 11.0 | 1 | 5 | 5 | 0 | 13 | 2 | 0 | 0 | 0 | |
| 2014 | New England | 14 | 4 | 34 | 28 | 6 | 1.0 | 0.0 | 0 | 0 | 0 | 0 | 4 | 2 | 1 | 9 | 0 | |
| 2015 | Baltimore | 15 | 4 | 28 | 22 | 6 | 0.0 | 0.0 | 0 | 0 | 0 | 0 | 3 | 1 | 0 | 0 | 0 | |
| Totals | | 102 | 60 | 320 | 261 | 59 | 3.0 | 11.0 | 9 | 133 | 36t | 1 | 51 | 6 | 3 | 9 | 0 | |

*PLAYED 1 GAME OF THE 2009 SEASON WITH TB

SPECIAL TEAMS TACKLES (61): 2009 (17), 2010 (16), 2011 (10), 2012 (9), 2013 (4), 2014 (5)

CAREER SINGLE-GAME HIGHS (REGULAR SEASON)

Total Tackles:

10 (11/27/11 at Phi.)

Solo Tackles:

10 (11/27/11 at Phi.)

Sacks:

1 3 times (last: 9/14/14 at Min.)

INTs:

2 2 times (last: 11/21/11 vs. KC)

Passes Defensed:

3 2 times (last: 10/13/13 vs. NO)

Forced Fumbles:

2 (9/8/13 at Buf.)

Fumble Recoveries:


1 3 times (last: 10/5/14 vs. Cin.)

Additional Statistics: Returned a blocked FGA 36 yards for a TD (at Mia. 10/4/10)

POSTSEASON

| Year | Team | GP | GS | TACKLES | | | SACKS | | INTERCEPTIONS | | | | | FUMBLES | | | | |
|---------------|-------------|-----------|----------|-----------|-----------|-----------|------------|------------|---------------|----------|----------|----------|----------|----------|----------|----------|----------|---|
| | | | | TT | Solo | Asst. | No. | Yards | No. | Yards | LG | TD | PD | FF | FR | Yards | | |
| 2009 | New England | 1 | 0 | 0 | 0 | 0 | 0.0 | 0.0 | 0 | 0 | 0 | 0 | 0 | 0 | 0 | 1 | 0 | 0 |
| 2010 | New England | 1 | 1 | 2 | 2 | 0 | 0.0 | 0.0 | 0 | 0 | 0 | 0 | 0 | 0 | 0 | 0 | 0 | 0 |
| 2011 | New England | 3 | 3 | 17 | 12 | 5 | 0.0 | 0.0 | 0 | 0 | 0 | 0 | 1 | 1 | 0 | 0 | 0 | |
| 2012 | New England | 2 | 0 | 6 | 4 | 2 | 0.0 | 0.0 | 0 | 0 | 0 | 0 | 1 | 0 | 0 | 0 | 0 | |
| 2013 | New England | 2 | 1 | 8 | 5 | 3 | 0.0 | 0.0 | 0 | 0 | 0 | 0 | 0 | 0 | 0 | 0 | 0 | |
| 2014 | New England | 3 | 3 | 8 | 6 | 2 | 0.0 | 0.0 | 0 | 0 | 0 | 0 | 0 | 0 | 0 | 0 | 0 | |
| Totals | | 12 | 8 | 41 | 29 | 12 | 0.0 | 0.0 | 0 | 0 | 0 | 0 | 2 | 1 | 1 | 0 | 0 | |





BALTIMORE
RAVENS

82

NICK BOYLE
TIGHT END | 6-4 | 260

COLLEGE: Delaware HS: High Point Regional (Sussex, NJ)
BORN: 2/17/93, Pompton Plains, NJ
EXP. (NFL/RAVENS): Rookie GP/GS (PLAYOFFS): 11/2 (0/0)

KEY TRANSACTIONS:

- Nick Boyle was selected by the Ravens in the fifth round (171st overall) of the 2015 NFL Draft
- Boyle was the first of two Ravens' draft picks in the fifth round (G Robert Myers – 176th)

CAREER HIGHLIGHTS:

- Registered 153 yards on 18 receptions (8.5 avg.) for the league's No. 8 passing attack (266.9 ypg), which gained a single-season franchise-record 4,271 net passing yards, as rookie in 2015
- Set career highs in receiving yards (35) and receptions (3, tied) vs. Jax. (11/15/15)...Secured a career-long 25-yard reception on Baltimore's opening play
- Notched his first-career start, recording 12 yards on 3 catches, at Pit. (10/1/15)...Converted a critical fourth-and-1 with a 7-yard reception on a Baltimore scoring drive (K Justin Tucker FG)
- Posted his first-career reception, finishing the game with 2 catches and 19 receiving yards, vs. Cin. (9/27/15)

2015 SEASON HIGHLIGHTS: Registered 153 yards on 18 receptions (8.5 avg.) for the league's No. 8 passing attack (266.9 ypg), which gained a single-season franchise-record 4,271 net passing yards...The Ravens also produced the second-most total net yards (5,749) in team history

- Matched a career high with 3 catches for 15 receiving yards in **game 12 at Mia. (12/6)**
- Gained a career-high 35 receiving yards on 3 receptions for an offense that generated 397 total net yards and converted 8 of 14 (57.1%) third-down attempts in **game 9 vs. Jax. (11/15)**...Posted a career-long 25-yard reception on Baltimore's first play from scrimmage
- Caught a QB Joe Flacco pass to convert a 2-point attempt, finishing the contest with 20 yards on 2 receptions, in **game 7 at Ari. (10/26)**
- Recorded 27 yards on 3 receptions (tied a career high) for an offense that scored TDs in four of five red zone appearances (80%) in **game 5 vs. Cle. (10/11)**
- Tabbed his first-career NFL start, posting 12 receiving yards on 3 catches for an offense that scored 16 unanswered points and produced 356 total net yards in the 23-20 come-from-behind, overtime victory in **game 4 at Pit. (10/1)**...Secured a key 7-yard reception to convert a first down on fourth-and-1 on a drive that ended in a K Justin Tucker FG in the fourth quarter
- Secured his first-career reception, finishing the game with 2 catches and 19 receiving yards (9.5 avg.), for an offense that generated 398 net yards in **game 3 vs. Cin. (9/27)**
- Saw action from scrimmage and on special teams during his NFL debut, returning a kickoff 10 yards in the **season opener at Den. (9/13)**

2015

GAME-BY-GAME OFFENSE

| Date/Opp. | RECEIVING | | | | | RUSHING | | | | |
|----------------|----------------------|------------|------------|-----------|----------|----------|----------|------------|----------|----------|
| | No. | Yds. | Avg. | LG | TD | No. | Yds. | Avg. | LG | TD |
| 9/13 @ Den. | 0 | 0 | 0.0 | 0 | 0 | 0 | 0 | 0.0 | 0 | 0 |
| 9/20 @ Oak. | 0 | 0 | 0.0 | 0 | 0 | 0 | 0 | 0.0 | 0 | 0 |
| 9/27 vs. Cin. | 2 | 19 | 9.5 | 13 | 0 | 0 | 0 | 0.0 | 0 | 0 |
| 10/1 @ Pit. | 3 | 12 | 4.0 | 8 | 0 | 0 | 0 | 0.0 | 0 | 0 |
| 10/11 vs. Cle. | 3 | 27 | 9.0 | 11 | 0 | 0 | 0 | 0.0 | 0 | 0 |
| 10/18 @ SF | 0 | 0 | 0.0 | 0 | 0 | 0 | 0 | 0.0 | 0 | 0 |
| 10/26 @ Ari. | 2 | 20 | 10.0 | 11 | 0 | 0 | 0 | 0.0 | 0 | 0 |
| 11/1 vs. SD | 1 | 15 | 15.0 | 15 | 0 | 0 | 0 | 0.0 | 0 | 0 |
| 11/15 vs. Jax. | 3 | 35 | 11.7 | 25 | 0 | 0 | 0 | 0.0 | 0 | 0 |
| 11/22 vs. STL | INACTIVE - FOOT | | | | | -- | -- | -- | -- | -- |
| 11/30 @ Cle. | 1 | 10 | 10.0 | 10 | 0 | 0 | 0 | 0.0 | 0 | 0 |
| 12/6 @ Mia. | 3 | 15 | 5.0 | 7 | 0 | 0 | 0 | 0.0 | 0 | 0 |
| 12/13 vs. Sea. | SUSPENDED BY THE NFL | | | | | -- | -- | -- | -- | -- |
| 12/20 vs. KC | SUSPENDED BY THE NFL | | | | | -- | -- | -- | -- | -- |
| 12/27 vs. Pit. | SUSPENDED BY THE NFL | | | | | -- | -- | -- | -- | -- |
| 1/3/16 @ Cin. | SUSPENDED BY THE NFL | | | | | -- | -- | -- | -- | -- |
| Totals | 18 | 153 | 8.5 | 25 | 0 | 0 | 0 | 0.0 | 0 | 0 |

REGULAR SEASON

| Year | Team | GP | GS | RECEIVING | | | | | RUSHING | | | | |
|---------------|-----------|-----------|----------|-----------|------------|------------|-----------|----------|----------|----------|----------|----------|----|
| | | | | No. | Yards | Avg. | LG | TD | No. | Yards | Avg. | LG | TD |
| 2015 | Baltimore | 11 | 2 | 18 | 153 | 8.5 | 25 | 0 | 0 | 0 | 0 | 0 | |
| Totals | | 11 | 2 | 18 | 153 | 8.5 | 25 | 0 | 0 | 0 | 0 | 0 | |

CAREER SINGLE-GAME HIGHS (REGULAR SEASON)

RECEIVING

Receptions: 3 4 times (last: 12/6/15 at Mia.)
Yardage: 35 (11/15/15 vs. Jax.)

Long Gain: 25 (11/15/15 vs. Jax.)
Touchdowns: None

RUSHING

Carries: None
Yardage: None
Long Gain: None
Touchdowns: None

Additional Statistics: Caught a Joe Flacco pass to convert a 2-point attempt at Ari. (10/26/15); Also posted a 10-yard KOR at Den. (9/13/15)



BALTIMORE
RAVENS

31

TERRENCE BROOKS

SAFETY | 5-11 | 200

COLLEGE: Florida State **HS:** Dunnellon (FL)

BORN: 3/2/92, Dunnellon, FL

EXP. (NFL/RAVENS): 2/2 **GP/GS (PLAYOFFS):** 23/0 (0/0)

KEY TRANSACTIONS:

- Terrence Brooks was placed on Injured Reserve (knee) on 12/17/14
- Originally selected by the Ravens in the third round (79th overall) of the 2014 NFL Draft

CAREER HIGHLIGHTS:

- Matched a career high with 5 solo stops vs. Cle. (10/11/15)
- Established career highs with 6 tackles and 5 solo stops in the 29-7 win vs. Atl. (10/19/14)
- Subbed and recorded his first-career tackle from scrimmage (finished the game with 2 solo stops) in the 38-10 victory vs. Car. (9/28/14)
- Saw action in his first-career NFL game, playing on special teams vs. Cin. (9/7/14)

2015 SEASON HIGHLIGHTS: Competed from scrimmage in seven games, recording 7 stops (6 solo) and 1 PD, and tabbed 1 special teams stop...Missed three games due to injury (thumb)

- Played from scrimmage and on special teams in the **season finale at Cin. (1/3/16)**
- Competed on special teams in the 20-17 victory in **game 15 vs. Pit. (12/27)**
- Saw action primarily on special teams in **game 14 vs. KC (12/20)** and **game 13 vs. Sea. (12/13)**...Posted 1 PD against the Seahawks
- Played on special teams in **games 10-12**
- Was a gameday inactive in **game 9 vs. Jax. (11/15)**
- Was inactive (thumb) in **games 6-8**
- Subbed and tallied 5 solo stops, matching a career high, in **game 5 vs. Cle. (10/11)**
- Competed on special teams and from scrimmage in the 23-20 OT victory in **game 4 at Pit. (10/1)**
- Posted 2 tackles (1 solo) in **game 3 vs. Cin. (9/27)**

2015

GAME-BY-GAME DEFENSE

RAVENS

| Date/Opp. | TT | Solo | Asst. | Sacks | INT | PD | FF | FR |
|-----------------------------|----------|----------|----------|-----------------------------|------------|----------|----------|----------|
| 9/13 @ Den. | | | | | | | | |
| SAW ACTION ON SPECIAL TEAMS | | | | | | | | |
| 9/20 @ Oak. | 0 | 0 | 0 | 0-0 | 0-0 | 0 | 0 | 0 |
| 9/27 vs. Cin. | 2 | 1 | 1 | 0-0 | 0-0 | 0 | 0 | 0 |
| 10/1 @ Pit. | 0 | 0 | 0 | 0-0 | 0-0 | 0 | 0 | 0 |
| 10/11 vs. Cle. | 5 | 5 | 0 | 0-0 | 0-0 | 0 | 0 | 0 |
| 10/18 @ SF | | | | INACTIVE - THUMB | | | | |
| 10/26 @ Ari. | | | | INACTIVE - THUMB | | | | |
| 11/1 vs. SD | | | | INACTIVE - THUMB | | | | |
| 11/15 vs. Jax. | | | | INACTIVE | | | | |
| 11/22 vs. STL | | | | SAW ACTION ON SPECIAL TEAMS | | | | |
| 11/30 @ Cle. | | | | SAW ACTION ON SPECIAL TEAMS | | | | |
| 12/6 @ Mia. | | | | SAW ACTION ON SPECIAL TEAMS | | | | |
| 12/13 vs. Sea. | 0 | 0 | 0 | 0-0 | 0-0 | 1 | 0 | 0 |
| 12/20 vs. KC | 0 | 0 | 0 | 0-0 | 0-0 | 0 | 0 | 0 |
| 12/27 vs. Pit. | | | | SAW ACTION ON SPECIAL TEAMS | | | | |
| 1/3/16 @ Cin. | 0 | 0 | 0 | 0-0 | 0-0 | 0 | 0 | 0 |
| Totals | 7 | 6 | 1 | 0-0 | 0-0 | 1 | 0 | 0 |

REGULAR SEASON

| Year | Team | GP | GS | TACKLES | | | SACKS | | INTERCEPTIONS | | | | | FUMBLES | | |
|---------------|-----------|-----------|----------|-----------|-----------|----------|------------|------------|---------------|----------|----------|----------|----------|----------|----------|----------|
| | | | | TT | Solo | Asst. | No. | Yards | No. | Yards | LG | TD | PD | FF | FR | Yards |
| 2014 | Baltimore | 11 | 0 | 19 | 16 | 3 | 0.0 | 0.0 | 0 | 0 | 0 | 0 | 2 | 0 | 1 | 0 |
| 2015 | Baltimore | 12 | 0 | 7 | 6 | 1 | 0.0 | 0.0 | 0 | 0 | 0 | 0 | 1 | 0 | 0 | 0 |
| Totals | | 23 | 0 | 26 | 22 | 4 | 0.0 | 0.0 | 0 | 0 | 0 | 0 | 3 | 0 | 1 | 0 |

SPECIAL TEAMS TACKLES (1): 2015 (1)


CAREER SINGLE-GAME HIGHS (REGULAR SEASON)

| | | |
|---|--|--|
| Total Tackles: 6 (10/19/14 vs. Atl.) | INTs: None | Forced Fumbles: None |
| Solo Tackles: 5 2 times (last: 10/11/15 vs. Cle.) | Passes Defensed: 1 3 times (last: 12/13/15 vs. Sea.) | Fumble Recoveries: 1 (10/5/14 at Ind.) |
| Sacks: None | | |

POSTSEASON

| Year | Team | GP | GS | TACKLES | | | SACKS | | INTERCEPTIONS | | | | | FUMBLES | | |
|---------------|-----------|----------|----------|------------------------|----------|----------|------------|------------|---------------|----------|----------|----------|----------|----------|----------|----------|
| | | | | TT | Solo | Asst. | No. | Yards | No. | Yards | LG | TD | PD | FF | FR | Yards |
| 2014 | Baltimore | 0 | 0 | INJURED RESERVE - KNEE | | | -- | -- | -- | -- | -- | -- | -- | -- | -- | -- |
| Totals | | 0 | 0 | 0 | 0 | 0 | 0.0 | 0.0 | 0 | 0 | 0 | 0 | 0 | 0 | 0 | 0 |





BALTIMORE
RAVENS

59

ARTHUR BROWN
INSIDE LINEBACKER | 6-0 | 240

COLLEGE: Kansas State **HS:** Wichita East (Wichita, KS)
BORN: 6/17/90, Wichita, KS
EXP. (NFL/RAVENS): 3/3 **GP/GS (PLAYOFFS):** 34/0 (0/0)

KEY TRANSACTIONS:

- Arthur Brown was placed on Injured Reserve (hamstring) on 1/2/15
- Originally selected by the Ravens in the second round (56th overall) of the 2013 NFL Draft
- Ravens traded their 62nd (second round), 165th (fifth round) and 199th (sixth round) draft choices to Seattle in exchange for the 56th pick

2015 SEASON HIGHLIGHTS: Saw action in all 16 games, tallying 2 special teams stops

- Played on special teams in **games 11-16**...Posted 1 ST tackle in **game 11 at Cle. (11/30)**
- Competed from scrimmage and on special teams in the 16-13 victory in **game 10 vs. STL (11/22)** and **game 9 vs. Jax. (11/15)**
- Saw action on special teams in **games 1-8**...Produced 1 ST tackle in **game 3 vs. Cin. (9/27)**

CAREER HIGHLIGHTS:

- Matched his career-high 2 solo tackles, adding his first-career FF, in the 29-26 win vs. Min. (12/8/13)
- Set career highs with 4 tackles and 2 solo stops in the 20-17 victory vs. Cin. (11/10/13)
- Recorded his first-career NFL tackle and sack (a half-sack) in the 14-6 victory vs. Cle. (9/15/13)
- Played in his first-career NFL game, playing both from scrimmage and on special teams, at Den. (9/5/13)

2015

GAME-BY-GAME DEFENSE

RAVENS

| Date/Opp. | TT | Solo | Asst. | Sacks | INT | PD | FF | FR |
|----------------|----------|----------|----------|------------|------------|----------|----------|----------|
| 9/13 @ Den. | | | | | | | | |
| 9/20 @ Oak. | | | | | | | | |
| 9/27 vs. Cin. | | | | | | | | |
| 10/1 @ Pit. | | | | | | | | |
| 10/11 vs. Cle. | | | | | | | | |
| 10/18 @ SF | | | | | | | | |
| 10/26 @ Ari. | | | | | | | | |
| 11/1 vs. SD | | | | | | | | |
| 11/15 vs. Jax. | 0 | 0 | 0 | 0-0 | 0-0 | 0 | 0 | 0 |
| 11/22 vs. STL | 0 | 0 | 0 | 0-0 | 0-0 | 0 | 0 | 0 |
| 11/30 @ Cle. | | | | | | | | |
| 12/6 @ Mia. | | | | | | | | |
| 12/13 vs. Sea. | | | | | | | | |
| 12/20 vs. KC | | | | | | | | |
| 12/27 vs. Pit. | | | | | | | | |
| 1/3/16 @ Cin. | | | | | | | | |
| Totals | 0 | 0 | 0 | 0-0 | 0-0 | 0 | 0 | 0 |

REGULAR SEASON

| Year | Team | GP | GS | TACKLES | | | SACKS | | INTERCEPTIONS | | | | | FUMBLES | | |
|---------------|-----------|-----------|----------|-----------|----------|----------|------------|------------|---------------|----------|----------|----------|----------|----------|----------|----------|
| | | | | TT | Solo | Asst. | No. | Yards | No. | Yards | LG | TD | PD | FF | FR | Yards |
| 2013 | Baltimore | 14 | 0 | 12 | 8 | 4 | 0.5 | 4.5 | 0 | 0 | 0 | 0 | 0 | 1 | 0 | 0 |
| 2014 | Baltimore | 4 | 0 | 0 | 0 | 0 | 0.0 | 0.0 | 0 | 0 | 0 | 0 | 0 | 0 | 0 | 0 |
| 2015 | Baltimore | 16 | 0 | 0 | 0 | 0 | 0.0 | 0.0 | 0 | 0 | 0 | 0 | 0 | 0 | 0 | 0 |
| Totals | | 34 | 0 | 12 | 8 | 4 | 0.5 | 4.5 | 0 | 0 | 0 | 0 | 0 | 1 | 0 | 0 |

SPECIAL TEAMS TACKLES (5): 2013 (3); 2015 (2)

CAREER SINGLE-GAME HIGHS (REGULAR SEASON)

Total Tackles:

4 (11/10/13 vs. Cin.)

Solo Tackles:

2 2 times (last: 12/8/13 vs. Min.)

Sacks:

0.5 (9/15/13 vs. Cle.)

INTs:

None

Passes Defensed:

None

Forced Fumbles:

1 (12/8/13 vs. Min.)

Fumble Recoveries:

None

POSTSEASON

| Year | Team | GP | GS | TACKLES | | | SACKS | | INTERCEPTIONS | | | | | FUMBLES | | | |
|---------------|-----------|----------|----------|-----------------------------|----------|----------|------------|------------|---------------|----------|----------|----------|----------|----------|----------|----------|----------|
| | | | | TT | Solo | Asst. | No. | Yards | No. | Yards | LG | TD | PD | FF | FR | Yards | |
| 2014 | Baltimore | 0 | 0 | INJURED RESERVE - HAMSTRING | | | -- | -- | -- | -- | -- | -- | -- | -- | -- | -- | -- |
| Totals | | 0 | 0 | 0 | 0 | 0 | 0.0 | 0.0 | 0 | 0 | 0 | 0 | 0 | 0 | 0 | 0 | 0 |



BALTIMORE
RAVENS

83

DANIEL BROWN
WIDE RECEIVER | 6-5 | 225

COLLEGE: James Madison HS: Isle of Wight (VA)
BORN: 5/26/92, Windsor, VA
EXP. (NFL/RAVENS): Rookie GP/GS (PLAYOFFS): 6/1 (0/0)

KEY TRANSACTIONS:

- Daniel Brown was elevated to Baltimore’s 53-man roster on 11/30/15
- Was re-signed to the Ravens’ practice squad on 11/28/15 after being released by the team on 11/27/15
- Was re-signed to Baltimore’s practice squad on 10/13/15 after being waived by the team on 9/10/15
- Was re-signed to the Ravens’ practice squad on 9/8/15 after being released by the team on 9/4/15
- Originally signed with the Ravens as a rookie free agent on 5/12/15

CAREER HIGHLIGHTS:

- Recorded 64 yards on 6 receptions (10.7 avg.) for the league’s No. 8 passing attack (266.9 ypg), which gained a single-season franchise-record 4,271 net passing yards, as a rookie in 2015
- Secured 5 receptions for 47 yards (both career highs), including a career-long 31-yard catch, vs. Sea. (12/13)
- Tabbed his first-career reception for 17 yards on a fourth fourth-quarter scoring drive (K Justin Tucker 31-yard FG) at Mia. (12/3/15)

2015 SEASON HIGHLIGHTS: Recorded 64 yards on 6 receptions (10.7 avg.) for the league’s No. 8 passing attack (266.9 ypg), which gained a single-season franchise-record 4,271 net passing yards

- Competed from scrimmage and on special teams in the **season finale at Cin. (1/3/16)** and the 20-17 victory in **game 15 vs. Pit. (12/27)**
- Established career highs in receptions (5) and receiving yards (47), including a 31-yard career long, in his first-career start in **game 13 vs. Sea. (12/13)**
- Secured his first-career reception for 17 yards on a fourth-quarter scoring drive (K Justin Tucker 31-yard FG) in **game 12 at Mia. (12/6)**... Caught a 52-yard TD reception on Baltimore’s second possession that was nullified by a disputed offensive pass interference call
- Played on special teams and from scrimmage in his NFL debut in the 33-27 victory in **game 11 at Cle. (11/30)**
- Was elevated to the 53-man roster from the practice squad on 11/30... Spent the offseason and training camp with Baltimore after signing as a rookie free agent

2015

GAME-BY-GAME OFFENSE

| Date/Opp. | RECEIVING | | | | | RUSHING | | | | |
|----------------|---------------------------|-----------|-------------|-----------|----------|----------|----------|------------|----------|----------|
| | No. | Yds. | Avg. | LG | TD | No. | Yds. | Avg. | LG | TD |
| 9/13 @ Den. | NOT ON RAVENS' ROSTER | | | | | -- | -- | -- | -- | -- |
| 9/20 @ Oak. | NOT ON RAVENS' ROSTER | | | | | -- | -- | -- | -- | -- |
| 9/27 vs. Cin. | NOT ON RAVENS' ROSTER | | | | | -- | -- | -- | -- | -- |
| 10/1 @ Pit. | NOT ON RAVENS' ROSTER | | | | | -- | -- | -- | -- | -- |
| 10/11 vs. Cle. | NOT ON RAVENS' ROSTER | | | | | -- | -- | -- | -- | -- |
| 10/18 @ SF | ON RAVENS' PRACTICE SQUAD | | | | | -- | -- | -- | -- | -- |
| 10/26 @ Ari. | ON RAVENS' PRACTICE SQUAD | | | | | -- | -- | -- | -- | -- |
| 11/1 vs. SD | ON RAVENS' PRACTICE SQUAD | | | | | -- | -- | -- | -- | -- |
| 11/15 vs. Jax. | ON RAVENS' PRACTICE SQUAD | | | | | -- | -- | -- | -- | -- |
| 11/22 vs. STL | ON RAVENS' PRACTICE SQUAD | | | | | -- | -- | -- | -- | -- |
| 11/30 @ Cle. | 0 | 0 | 0.0 | 0 | 0 | 0 | 0 | 0.0 | 0 | 0 |
| 12/6 @ Mia. | 1 | 17 | 17.0 | 17 | 0 | 0 | 0 | 0.0 | 0 | 0 |
| 12/13 vs. Sea. | 5 | 47 | 9.4 | 31 | 0 | 0 | 0 | 0.0 | 0 | 0 |
| 12/20 vs. KC | 0 | 0 | 0.0 | 0 | 0 | 0 | 0 | 0.0 | 0 | 0 |
| 12/27 vs. Pit. | 0 | 0 | 0.0 | 0 | 0 | 0 | 0 | 0.0 | 0 | 0 |
| 1/3/16 @ Cin. | 0 | 0 | 0.0 | 0 | 0 | 0 | 0 | 0.0 | 0 | 0 |
| Totals | 6 | 64 | 10.7 | 31 | 0 | 0 | 0 | 0.0 | 0 | 0 |

REGULAR SEASON

| Year | Team | GP | GS | RECEIVING | | | | | RUSHING | | | | |
|---------------|-----------|----------|----------|-----------|-----------|-------------|-----------|----------|----------|----------|----------|----------|----------|
| | | | | No. | Yards | Avg. | LG | TD | No. | Yards | Avg. | LG | TD |
| 2015 | Baltimore | 6 | 1 | 6 | 64 | 10.7 | 31 | 0 | 0 | 0 | 0 | 0 | 0 |
| Totals | | 6 | 1 | 6 | 64 | 10.7 | 31 | 0 | 0 | 0 | 0 | 0 | 0 |

CAREER SINGLE-GAME HIGHS (REGULAR SEASON)

RECEIVING

Receptions: 5 (12/13/15 vs. Sea.)
Yardage: 47 (12/13/15 vs. Sea.)
Long Gain: 31 (12/13/15 vs. Sea.)
Touchdowns: None

RUSHING

Carries: None
Yardage: None
Long Gain: None
Touchdowns: None





BALTIMORE
RAVENS

14

MARLON BROWN
WIDE RECEIVER | 6-5 | 214

COLLEGE: Georgia HS: Harding Academy (Memphis, TN)
BORN: 4/22/91, Memphis, TN
EXP. (NFL/RAVENS): 3/3 GP/GS (PLAYOFFS): 38/15 (2/1)

CAREER HIGHLIGHTS:

- Finished third on the team with 49 receptions for 524 yards (second on team), including a team-leading and rookie franchise-record-tying 7 TDs in 2013
- Earned Pepsi Next Rookie of the Week honors when he set career highs in receptions (7) and receiving yards (92) and secured his first-career game-winning TD (with :04 remaining) in the 29-26 win vs. Min. (12/8/13)...His 7 catches for 92 yards led the team
- Was one of just two rookie free agents (S Brynden Trawick) to make the Ravens' 2013 53-man opening-day roster

KEY TRANSACTIONS:

- Marlon Brown was placed on Injured Reserve (back) on 12/29/15
- Signed with the Ravens as a rookie free agent on 5/14/13

CAREER HONORS:

- Pepsi Next Rookie of the Week (Week 14, 2013)

2015 SEASON HIGHLIGHTS: Secured 14 receptions for 112 yards for the league's No. 8 passing attack (266.9 ypg), which gained a single-season franchise-record 4,271 net passing yards...Missed five games before being placed on Injured Reserve (back) on 12/29

- Started and recorded 9 receiving yards on 2 catches for an offense that scored 16 unanswered points and produced 356 total net yards in the 23-20 come-from-behind, overtime victory in **game 4 at Pit. (10/1)**...Also had a special teams tackle in the contest
- Contributed 29 receiving yards on 2 catches for an offense that generated 398 net yards in **game 3 vs. Cin. (9/27)**
- Recorded 12 receiving yards on 2 receptions for an offense that gained the sixth-most net yards (493) in franchise history in **game 2 at Oak. (9/20)**

2015

GAME-BY-GAME OFFENSE

| RAVENS Date/Opp. | RECEIVING | | | | | RUSHING | | | | |
|---------------------|------------------------|------------|------------|-----------|----------|----------|----------|------------|----------|----------|
| | No. | Yds. | Avg. | LG | TD | No. | Yds. | Avg. | LG | TD |
| 9/13 @ Den. | 2 | 25 | 12.5 | 22 | 0 | 0 | 0 | 0.0 | 0 | 0 |
| 9/20 @ Oak. | 2 | 12 | 6.0 | 7 | 0 | 0 | 0 | 0.0 | 0 | 0 |
| 9/27 vs. Cin. | 2 | 29 | 14.5 | 21 | 0 | 0 | 0 | 0.0 | 0 | 0 |
| 10/1 @ Pit. | 2 | 9 | 4.5 | 8 | 0 | 0 | 0 | 0.0 | 0 | 0 |
| 10/11 vs. Cle. | 1 | 0 | 0.0 | 0 | 0 | 0 | 0 | 0.0 | 0 | 0 |
| 10/18 @ SF | 1 | 9 | 9.0 | 9 | 0 | 0 | 0 | 0.0 | 0 | 0 |
| 10/26 @ Ari. | 3 | 22 | 7.3 | 10 | 0 | 0 | 0 | 0.0 | 0 | 0 |
| 11/1 vs. SD | 0 | 0 | 0.0 | 0 | 0 | 0 | 0 | 0.0 | 0 | 0 |
| 11/15 vs. Jax. | 1 | 6 | 6.0 | 6 | 0 | 0 | 0 | 0.0 | 0 | 0 |
| 11/22 vs. STL | 0 | 0 | 0.0 | 0 | 0 | 0 | 0 | 0.0 | 0 | 0 |
| 11/30 @ Cle. | INACTIVE - BACK | | | | | -- | -- | -- | -- | -- |
| 12/6 @ Mia. | INACTIVE - BACK | | | | | -- | -- | -- | -- | -- |
| 12/13 vs. Sea. | INACTIVE - BACK | | | | | -- | -- | -- | -- | -- |
| 12/20 vs. KC | INACTIVE - BACK | | | | | -- | -- | -- | -- | -- |
| 12/27 vs. Pit. | INACTIVE - BACK | | | | | -- | -- | -- | -- | -- |
| 1/3/16 @ Cin. | INJURED RESERVE - BACK | | | | | -- | -- | -- | -- | -- |
| Totals | 14 | 112 | 8.0 | 22 | 0 | 0 | 0 | 0.0 | 0 | 0 |

REGULAR SEASON

| Year | Team | GP | GS | RECEIVING | | | | | RUSHING | | | | |
|---------------|-----------|-----------|-----------|-----------|------------|-------------|-----------|----------|----------|-----------|-------------|-----------|----------|
| | | | | No. | Yards | Avg. | LG | TD | No. | Yards | Avg. | LG | TD |
| 2013 | Baltimore | 14 | 12 | 49 | 524 | 10.7 | 59 | #7 | 1 | -2 | -2.0 | -2 | 0 |
| 2014 | Baltimore | 14 | 1 | 24 | 255 | 10.6 | 22 | 0 | 0 | 0 | 0.0 | 0 | 0 |
| 2015 | Baltimore | 10 | 2 | 14 | 112 | 8.0 | 22 | 0 | 0 | 0 | 0.0 | 0 | 0 |
| Totals | | 38 | 15 | 87 | 891 | 10.2 | 59 | 7 | 1 | -2 | -2.0 | -2 | 0 |

*LED TEAM

#ROOKIE FRANCHISE RECORD (TIED: TORREY SMITH, 2011)

SPECIAL TEAMS TACKLES (2): 2015 (1); 2014 (1)

CAREER SINGLE-GAME HIGHS (REGULAR SEASON)

RECEIVING

Receptions: 7 (12/8/13 vs. Min.)
Yardage: 92 (12/8/13 vs. Min.)
Long Gain: 59 (10/13/13 vs. GB)
Touchdowns: 2 (11/3/13 at Cle.)

RUSHING

Carries: 1 (10/13/13 vs. GB)
Yardage: -2 (10/13/13 vs. GB)
Long Gain: -2 (10/13/13 vs. GB)
Touchdowns: None

POSTSEASON

| Year | Team | GP | GS | RECEIVING | | | | | RUSHING | | | | |
|---------------|-----------|----------|----------|-----------|-----------|------------|-----------|----------|----------|----------|------------|----------|----------|
| | | | | No. | Yards | Avg. | LG | TD | No. | Yards | Avg. | LG | TD |
| 2014 | Baltimore | 2 | 1 | 6 | 48 | 8.0 | 13 | 0 | 0 | 0 | 0.0 | 0 | 0 |
| Totals | | 2 | 1 | 6 | 48 | 8.0 | 13 | 0 | 0 | 0 | 0.0 | 0 | 0 |



BALTIMORE
RAVENS

17

JEREMY BUTLER
WIDE RECEIVER | 6-2 | 213

COLLEGE: Tennessee-Martin HS: Booker (Sarasota, FL)
BORN: 4/22/91, Bradenton, FL
EXP. (NFL/RAVENS): 2/2 GP/GS (PLAYOFFS): 8/0 (0/0)

KEY TRANSACTIONS:

- Jeremy Butler was elevated to Baltimore's 53-man roster on 10/26/15
- Signed to the Ravens' practice squad on 9/8/15 after being waived by Baltimore on 9/5/15
- Was placed on Injured Reserve (shoulder) on 8/30/14
- Originally signed with the Ravens as a rookie free agent on 5/12/14

CAREER HIGHLIGHTS:

- Saw his first-career NFL action, recording 363 yards on 31 receptions (11.7 avg.) for the league's No. 8 passing attack (266.9 ypg), which gained a single-season franchise-record 4,271 net passing yards
- Set career highs in catches (7) and receiving yards (72) vs. Sea. (12/13/15)
- Made his NFL debut vs. Jax. (11/15/15), securing his first-career reception (21-yarder) during a fourth-quarter Baltimore scoring drive
- Spent his entire rookie season (2014) on Injured Reserve due to a shoulder injury suffered in training camp

2015 SEASON HIGHLIGHTS:

- Saw his first-career NFL action, recording 363 yards on 31 receptions (11.7 avg.) for the league's No. 8 passing attack (266.9 ypg), which gained a single-season franchise-record 4,271 net passing yards... The Ravens also produced the second-most total net yards (5,749) in team history
- Posted 57 yards and 4 first downs on a game-high-tying 6 catches for an offense that converted 12 of 20 (60%) third-down attempts in the **season finale at Cin. (1/3/16)**
 - Produced 2 first downs and 38 yards on 3 receptions (12.7 avg.) for an offense that gained 386 net yards and converted 9 of 18 third-down attempts in the 20-17 victory in **game 15 vs. Pit. (12/27)**
 - Entered Kansas City territory on a career-long 41-yard reception late in the third quarter, finishing with 60 yards on 3 catches (2 for first downs), in **game 14 vs. KC (12/20)**
 - Established career highs with 72 receiving yards and a game-high-tying 7 receptions (10.3 avg.), including 4 first-down grabs, in **game 13 vs. Sea. (12/13)**
 - Gained 43 receiving yards on 4 catches (10.8 avg.) in **game 12 at Mia. (12/6)**
 - Caught 3 passes for 27 yards and 1 first down in the 33-27 victory in **game 11 at Cle. (11/30)**
 - Set then-career highs in catches (4) and receiving yards (45), including a 25-yarder, for an offense that totaled 388 net yards in the 16-13 victory in **game 10 vs. STL (11/22)**
 - Secured a 21-yard reception to the Jacksonville 27-yard line in a fourth-quarter Baltimore scoring drive (14-yard QB Joe Flacco-to-WR Chris Givens TD pass four plays later) in his NFL debut in **game 9 vs. Jax. (11/15)**... Helped the Ravens offense produce 397 total net yards and convert 8 of 14 (57.1%) third-down attempts
 - Was a gameday inactive in **games 7-8** after being elevated to the 53-man roster from the practice squad on 10/26

2015

GAME-BY-GAME OFFENSE

| Date/Opp. | RAVENS RECEIVING | | | | | RUSHING | | | | |
|----------------|---------------------------|------------|-------------|-----------|----------|----------|----------|------------|----------|----------|
| | No. | Yds. | Avg. | LG | TD | No. | Yds. | Avg. | LG | TD |
| 9/13 @ Den. | ON RAVENS' PRACTICE SQUAD | | | | | -- | -- | -- | -- | -- |
| 9/20 @ Oak. | ON RAVENS' PRACTICE SQUAD | | | | | -- | -- | -- | -- | -- |
| 9/27 vs. Cin. | ON RAVENS' PRACTICE SQUAD | | | | | -- | -- | -- | -- | -- |
| 10/1 @ Pit. | ON RAVENS' PRACTICE SQUAD | | | | | -- | -- | -- | -- | -- |
| 10/11 vs. Cle. | ON RAVENS' PRACTICE SQUAD | | | | | -- | -- | -- | -- | -- |
| 10/18 @ SF | ON RAVENS' PRACTICE SQUAD | | | | | -- | -- | -- | -- | -- |
| 10/26 @ Ari. | INACTIVE | | | | | -- | -- | -- | -- | -- |
| 11/1 vs. SD | INACTIVE | | | | | -- | -- | -- | -- | -- |
| 11/15 vs. Jax. | 1 | 21 | 21.0 | 21 | 0 | 0 | 0 | 0.0 | 0 | 0 |
| 11/22 vs. STL | 4 | 45 | 11.3 | 25 | 0 | 0 | 0 | 0.0 | 0 | 0 |
| 11/30 @ Cle. | 3 | 27 | 9.0 | 9 | 0 | 0 | 0 | 0.0 | 0 | 0 |
| 12/6 @ Mia. | 4 | 43 | 10.8 | 22 | 0 | 0 | 0 | 0.0 | 0 | 0 |
| 12/13 vs. Sea. | 7 | 72 | 10.3 | 23 | 0 | 0 | 0 | 0.0 | 0 | 0 |
| 12/20 vs. KC | 3 | 60 | 20.0 | 41 | 0 | 0 | 0 | 0.0 | 0 | 0 |
| 12/27 vs. Pit. | 3 | 38 | 12.7 | 17 | 0 | 0 | 0 | 0.0 | 0 | 0 |
| 1/3/16 @ Cin. | 6 | 57 | 9.5 | 17 | 0 | 0 | 0 | 0.0 | 0 | 0 |
| Totals | 31 | 363 | 11.7 | 41 | 0 | 0 | 0 | 0.0 | 0 | 0 |



17 JEREMY BUTLER

REGULAR SEASON

| Year | Team | GP | GS | RECEIVING | | | | | RUSHING | | | | |
|---------------|-----------|----------|----------|----------------------------|------------|-------------|-----------|----------|----------|----------|------------|----------|----------|
| | | | | No. | Yards | Avg. | LG | TD | No. | Yards | Avg. | LG | TD |
| 2014 | Baltimore | 0 | 0 | INJURED RESERVE - SHOULDER | | | | | -- | -- | -- | -- | -- |
| 2015 | Baltimore | 8 | 0 | 31 | 363 | 11.7 | 41 | 0 | 0 | 0 | 0.0 | 0 | 0 |
| Totals | | 8 | 0 | 31 | 363 | 11.7 | 41 | 0 | 0 | 0 | 0.0 | 0 | 0 |

CAREER SINGLE-GAME HIGHS (REGULAR SEASON)

RECEIVING

Receptions:

7 (12/13/15 vs. Sea.)

Yardage:

72 (12/13/15 vs. Sea.)

Long Gain:

41 (12/20/15 vs. KC)

Touchdowns:

None

RUSHING

Carries:

None

Yardage:

None

Long Gain:

None

Touchdowns:

None

POSTSEASON

| Year | Team | GP | GS | RECEIVING | | | | | RUSHING | | | | |
|---------------|-----------|----------|----------|----------------------------|----------|------------|----------|----------|----------|----------|------------|----------|----------|
| | | | | No. | Yards | Avg. | LG | TD | No. | Yards | Avg. | LG | TD |
| 2014 | Baltimore | 0 | 0 | INJURED RESERVE - SHOULDER | | | | | -- | -- | -- | -- | -- |
| Totals | | 0 | 0 | 0 | 0 | 0.0 | 0 | 0 | 0 | 0 | 0.0 | 0 | 0 |



BALTIMORE
RAVENS

15

MICHAEL CAMPANARO

WIDE RECEIVER/RETURN SPECIALIST | 5-9 | 185

COLLEGE: Wake Forest HS: River Hill (Clarksville, MD)

BORN: 1/25/91, Clarksville, MD

EXP. (NFL/RAVENS): 2/2 GP/GS (PLAYOFFS): 8/0 (2/0)

KEY TRANSACTIONS:

- Michael Campanaro was placed on Injured Reserve (back) on 10/3/15
- Originally selected by the Ravens in the seventh round (218th overall) of the 2014 NFL Draft
- Ravens acquired the 218th pick from the Browns in exchange for a 2015 draft choice

CAREER HIGHLIGHTS:

- Became the second WR (Mark Clayton) in Ravens history to score a rushing TD in the 23-20 win at Pit. on 10/1/15
- Set career highs in catches (3) and receiving yards (40), including a career-long-matching 19-yarder, at Cin. (10/26/14)
- His first-career catch was a 19-yard TD in his NFL debut in the 48-17 victory at TB (10/12/14)

2015 SEASON HIGHLIGHTS: Gained 35 yards on 5 receptions and 17 yards and 1 TD on 2 rushes before being placed on Injured Reserve (back) on 10/3...Also returned 3 kickoffs for 79 yards (26.3 avg.) and 3 punts for 49 yards (16.3 avg.)

- Scored a TD on a 9-yard run for an offense that produced 191 rushing yards in the 23-20 come-from-behind, overtime victory in **game 4 at Pit. (10/1)**...Accumulated 63 all-purpose yards (16 receiving, 9 rushing, 24 KOR and 14 PR) before leaving the game in the fourth quarter with a back injury
- Produced 11 receiving yards on 2 receptions, 8 rushing yards on 1 carry, a 26-yard KOR and a pair of PRs for 35 yards in **game 3 vs. Cin. (9/27)**
- Played from scrimmage and on special teams, returning a kickoff 29 yards in **game 2 at Oak. (9/30)**

2015

GAME-BY-GAME OFFENSE

| RAVENS Date/Opp. | RECEIVING | | | | | RUSHING | | | | |
|---------------------|------------------------|-----------|------------|-----------|----------|----------|-----------|------------|-----------|----------|
| | No. | Yds. | Avg. | LG | TD | No. | Yds. | Avg. | LG | TD |
| 9/13 @ Den. | 1 | 8 | 8.0 | 8 | 0 | 0 | 0 | 0.0 | 0 | 0 |
| 9/20 @ Oak. | 0 | 0 | 0.0 | 0 | 0 | 0 | 0 | 0.0 | 0 | 0 |
| 9/27 vs. Cin. | 2 | 11 | 5.5 | 11 | 0 | 1 | 8 | 8.0 | 8 | 0 |
| 10/1 @ Pit. | 2 | 16 | 8.0 | 9 | 0 | 1 | 9 | 9.0 | 9t | 1 |
| 10/11 vs. Cle. | INJURED RESERVE - BACK | | | | | | | | | |
| 10/18 @ SF | INJURED RESERVE - BACK | | | | | | | | | |
| 10/26 @ Ari. | INJURED RESERVE - BACK | | | | | | | | | |
| 11/1 vs. SD | INJURED RESERVE - BACK | | | | | | | | | |
| 11/15 vs. Jax. | INJURED RESERVE - BACK | | | | | | | | | |
| 11/22 vs. STL | INJURED RESERVE - BACK | | | | | | | | | |
| 11/30 @ Cle. | INJURED RESERVE - BACK | | | | | | | | | |
| 12/6 @ Mia. | INJURED RESERVE - BACK | | | | | | | | | |
| 12/13 vs. Sea. | INJURED RESERVE - BACK | | | | | | | | | |
| 12/20 vs. KC | INJURED RESERVE - BACK | | | | | | | | | |
| 12/27 vs. Pit. | INJURED RESERVE - BACK | | | | | | | | | |
| 1/3/16 @ Cin. | INJURED RESERVE - BACK | | | | | | | | | |
| Totals | 5 | 35 | 7.0 | 11 | 0 | 2 | 17 | 8.5 | 9t | 1 |

2015

GAME-BY-GAME RETURNS

| RAVENS Date/Opp. | KICKOFF RETURNS | | | | | PUNT RETURNS | | | | |
|---------------------|------------------------|-----------|-------------|-----------|----------|--------------|----------|-----------|-------------|-----------|
| | No. | Yds. | Avg. | LG | TD | No. | FC Yds. | Avg. | LG | TD |
| 9/13 @ Den. | 0 | 0 | 0.0 | 0 | 0 | 0 | 0 | 0.0 | 0 | 0 |
| 9/20 @ Oak. | 1 | 29 | 29.0 | 29 | 0 | 0 | 0 | 0.0 | 0 | 0 |
| 9/27 vs. Cin. | 1 | 26 | 26.0 | 26 | 0 | 2 | 1 | 35 | 17.5 | 21 |
| 10/1 @ Pit. | 1 | 24 | 24.0 | 24 | 0 | 1 | 2 | 14 | 14.0 | 14 |
| 10/11 vs. Cle. | INJURED RESERVE - BACK | | | | | | | | | |
| 10/18 @ SF | INJURED RESERVE - BACK | | | | | | | | | |
| 10/26 @ Ari. | INJURED RESERVE - BACK | | | | | | | | | |
| 11/1 vs. SD | INJURED RESERVE - BACK | | | | | | | | | |
| 11/15 vs. Jax. | INJURED RESERVE - BACK | | | | | | | | | |
| 11/22 vs. STL | INJURED RESERVE - BACK | | | | | | | | | |
| 11/30 @ Cle. | INJURED RESERVE - BACK | | | | | | | | | |
| 12/6 @ Mia. | INJURED RESERVE - BACK | | | | | | | | | |
| 12/13 vs. Sea. | INJURED RESERVE - BACK | | | | | | | | | |
| 12/20 vs. KC | INJURED RESERVE - BACK | | | | | | | | | |
| 12/27 vs. Pit. | INJURED RESERVE - BACK | | | | | | | | | |
| 1/3/16 @ Cin. | INJURED RESERVE - BACK | | | | | | | | | |
| Totals | 3 | 79 | 26.3 | 29 | 0 | 3 | 3 | 49 | 16.3 | 21 |

A STRONG RETURN

Since 2008, when Jerry Rosburg became the Ravens' special teams coordinator, Baltimore owns the NFL's No. 1 KOR average (25.4) and ranks second (tied with the Jets and Raiders) with 6 KOR TDs.

**NFL KICKOFF RETURN AVERAGE
(Since 2008 / Rosburg's Baltimore Tenure)**

| Rk. | Team | KOR | Yards | Avg. | Long | TDs |
|-----|-------------------|-----|--------|------|------|-----|
| 1. | Baltimore Ravens | 382 | 9,691 | 25.4 | 108t | 6 |
| 2. | Atlanta Falcons | 314 | 7,668 | 24.4 | 102t | 1 |
| 3. | Minnesota Vikings | 440 | 10,701 | 24.3 | 109t | 9 |



15 MICHAEL CAMPANARO

REGULAR SEASON

| Year | Team | GP | GS | RECEIVING | | | | | RUSHING | | | | |
|---------------|-----------|----------|----------|-----------|------------|-------------|------------|----------|----------|-----------|------------|-----------|----------|
| | | | | No. | Yards | Avg. | LG | TD | No. | Yards | Avg. | LG | TD |
| 2014 | Baltimore | 4 | 0 | 7 | 102 | 14.6 | 19t | 1 | 0 | 0 | 0.0 | 0 | 0 |
| 2015 | Baltimore | 4 | 0 | 5 | 35 | 7.0 | 11 | 0 | 2 | 17 | 8.5 | 9t | 1 |
| Totals | | 8 | 0 | 12 | 137 | 11.4 | 19t | 1 | 2 | 17 | 8.5 | 9t | 1 |

CAREER SINGLE-GAME HIGHS (REGULAR SEASON)

RECEIVING

Receptions:

3 (10/26/14 at Cin.)

Yardage:

40 (10/26/14 at Cin.)

Long Gain:

19 2 times (last: 10/26/14 at Cin.)

Touchdowns:

1 (10/12/14 at TB)

RUSHING

Carries:

1 2 times (last: 10/1/15 at Pit.)

Yardage:

9 (10/1/15 at Pit.)

Long Gain:

9t (10/1/15 at Pit.)

Touchdowns:

1 (10/1/15 at Pit.)

| Year | Team | GP | GS | KICKOFF RETURNS | | | | | PUNT RETURNS | | | | | |
|---------------|-----------|----------|----------|-----------------|-----------|-------------|-----------|----------|--------------|----------|-----------|-------------|-----------|----------|
| | | | | No. | Yards | Avg. | LG | TD | No. | FC | Yards | Avg. | LG | TD |
| 2014 | Baltimore | 4 | 0 | 0 | 0 | 0.0 | 0 | 0 | 2 | 1 | 17 | 8.5 | 9 | 0 |
| 2015 | Baltimore | 4 | 0 | 3 | 79 | 26.3 | 29 | 0 | 3 | 3 | 49 | 16.3 | 21 | 0 |
| Totals | | 8 | 0 | 3 | 79 | 26.3 | 29 | 0 | 5 | 4 | 66 | 13.2 | 21 | 0 |

POSTSEASON

| Year | Team | GP | GS | RECEIVING | | | | | RUSHING | | | | |
|---------------|-----------|----------|----------|-----------|-----------|------------|-----------|----------|----------|----------|------------|----------|----------|
| | | | | No. | Yards | Avg. | LG | TD | No. | Yards | Avg. | LG | TD |
| 2014 | Baltimore | 2 | 0 | 4 | 39 | 9.8 | 16 | 0 | 1 | 0 | 0.0 | 0 | 0 |
| Totals | | 2 | 0 | 4 | 39 | 9.8 | 16 | 0 | 1 | 0 | 0.0 | 0 | 0 |

| Year | Team | GP | GS | KICKOFF RETURNS | | | | | PUNT RETURNS | | | | | |
|---------------|-----------|----------|----------|-----------------|----------|------------|----------|----------|--------------|----------|----------|------------|----------|----------|
| | | | | No. | Yards | Avg. | LG | TD | No. | FC | Yards | Avg. | LG | TD |
| 2014 | Baltimore | 2 | 0 | 0 | 0 | 0.0 | 0 | 0 | 0 | 1 | 0 | 0.0 | 0 | 0 |
| Totals | | 2 | 0 | 0 | 0 | 0.0 | 0 | 0 | 0 | 1 | 0 | 0.0 | 0 | 0 |



BALTIMORE
RAVENS

99

CHRIS CANTY
DEFENSIVE END | 6-7 | 320

COLLEGE: Virginia HS: Charlotte Latin School (Charlotte, NC)
BORN: 11/10/82, Charlotte, NC
EXP. (NFL/RAVENS): 11/3 GP/GS (PLAYOFFS): 148/128 (8/7)

KEY TRANSACTIONS:

- Chris Canty was placed on Injured Reserve (pectoral) on 12/15/15
- Re-signed with the Ravens on 3/18/15
- Contract terminated by Baltimore on 2/27/15
- Signed with the Ravens on 3/13/13
- Originally drafted by Dallas in the fourth round (132nd overall) of the 2005 NFL Draft

CAREER HIGHLIGHTS:

- Matched a career-high 2 FFs in the 29-26 victory vs. Min. (12/8/13)
- Produced a career-high 8 tackles at Bal. (12/23/12) while playing for the Giants
- Won Super Bowl XLVI with the NY Giants in 2011, while starting all 16 games and recording career highs in tackles (47), solo stops (31) and sacks (4)

2015 SEASON HIGHLIGHTS:

- Totaled 20 tackles (11 solo), 1 sack (-8 yards) and 1 PD for the NFL's eighth-ranked defense (337.4 ypg), which finished No. 2 overall (291.1 ypg) and No. 1 vs. the pass (183.3 ypg) over the season's final eight games... Missed four games due to a calf injury before being placed on Injured Reserve (pectoral) on 12/15
- Posted 2 tackles before leaving the contest due to injury (pectoral) in **game 13 vs. Sea. (12/13)**
- Registered 2 tackles for a defense that allowed a season-low 8 first downs, held Miami to 30.8% (4 of 13) on third down and permitted just 219 total net yards in **game 12 at Mia. (12/6)**
- Tallied 2 QB hits and 1 solo stop for a defense that allowed a season-low 63 net rushing yards and held the Browns to 27% (4 of 15) on third down in the 33-27 victory in **game 11 at Cle. (11/30)**
- Posted 3 tackles and 1 QB hit for a defense that allowed 213 total net yards and 2.8 yards per rush (82 yards on 29 carries) in the 16-13 victory in **game 10 vs. STL (11/22)**
- Tallied 2 tackles for a defense that held Jacksonville to 258 total net yards while limiting the Jaguars to 25% (4 of 16) on third down in **game 9 vs. Jax. (11/15)**
- Recorded 2 tackles for a defense that did not allow a rushing TD and held the Chargers to 3.1 yards per rushing attempt in the 29-26 victory in **game 8 vs. SD (11/1)**
- Posted 2 solo stops, 1 sack (-8 yards) and 1 PD for a defense that did not allow a TD and held the Broncos to just 69 rushing yards in the **season opener at Den. (9/13)**

2015

GAME-BY-GAME DEFENSE

RAVENS

| Date/Opp. | TT | Solo | Asst. | Sacks | INT | PD | FF | FR |
|----------------|-----------|-----------|----------|----------------------------|------------|----------|----------|----------|
| 9/13 @ Den. | 2 | 2 | 0 | 1-8 | 0-0 | 1 | 0 | 0 |
| 9/20 @ Oak. | 0 | 0 | 0 | 0-0 | 0-0 | 0 | 0 | 0 |
| 9/27 vs. Cin. | | | | INACTIVE - CALF | | | | |
| 10/1 @ Pit. | | | | INACTIVE - CALF | | | | |
| 10/11 vs. Cle. | | | | INACTIVE - CALF | | | | |
| 10/18 @ SF | | | | INACTIVE - CALF | | | | |
| 10/26 @ Ari. | 6 | 4 | 2 | 0-0 | 0-0 | 0 | 0 | 0 |
| 11/1 vs. SD | 2 | 0 | 2 | 0-0 | 0-0 | 0 | 0 | 0 |
| 11/15 vs. Jax. | 2 | 1 | 1 | 0-0 | 0-0 | 0 | 0 | 0 |
| 11/22 vs. STL | 3 | 1 | 2 | 0-0 | 0-0 | 0 | 0 | 0 |
| 11/30 @ Cle. | 1 | 1 | 0 | 0-0 | 0-0 | 0 | 0 | 0 |
| 12/6 @ Mia. | 2 | 1 | 1 | 0-0 | 0-0 | 0 | 0 | 0 |
| 12/13 vs. Sea. | 2 | 1 | 1 | 0-0 | 0-0 | 0 | 0 | 0 |
| 12/20 vs. KC | | | | INJURED RESERVE - PECTORAL | | | | |
| 12/27 vs. Pit. | | | | INJURED RESERVE - PECTORAL | | | | |
| 1/3/16 @ Cin. | | | | INJURED RESERVE - PECTORAL | | | | |
| Totals | 20 | 11 | 9 | 1-8 | 0-0 | 1 | 0 | 0 |



99 CHRIS CANTY

REGULAR SEASON

| Year | Team | GP | GS | TACKLES | | | SACKS | | INTERCEPTIONS | | | | | FUMBLES | | | |
|---------------|-----------|------------|------------|------------|------------|------------|-------------|--------------|---------------|----------|----------|----------|-----------|----------|----------|----------|---|
| | | | | TT | Solo | Asst. | No. | Yards | No. | Yards | LG | TD | PD | FF | FR | Yards | |
| 2005 | Dallas | 16 | 2 | 36 | 24 | 12 | 2.5 | 17.5 | 0 | 0 | 0 | 0 | 0 | 0 | 1 | 0 | 0 |
| 2006 | Dallas | 16 | 16 | 33 | 24 | 9 | 1.0 | 2.0 | 0 | 0 | 0 | 0 | 1 | 0 | 0 | 0 | |
| 2007 | Dallas | 16 | 16 | 43 | 30 | 13 | 3.5 | 25.0 | 0 | 0 | 0 | 0 | 2 | 0 | 1 | 0 | |
| 2008 | Dallas | 16 | 16 | 37 | 25 | 12 | 3.0 | 23.5 | 0 | 0 | 0 | 0 | 5 | 0 | 0 | 0 | |
| 2009 | NY Giants | 8 | 4 | 13 | 8 | 5 | 0.5 | 1.0 | 0 | 0 | 0 | 0 | 0 | 0 | 0 | 0 | |
| 2010 | NY Giants | 16 | 16 | 39 | 28 | 11 | 1.5 | 14.0 | 0 | 0 | 0 | 0 | 3 | 1 | 0 | 0 | |
| 2011 | NY Giants | 16 | 16 | 47 | 31 | 16 | 4.0 | 20.0 | 0 | 0 | 0 | 0 | 1 | 0 | 0 | 0 | |
| 2012 | NY Giants | 9 | 9 | 28 | 20 | 8 | 3.0 | 19.0 | 0 | 0 | 0 | 0 | 0 | 0 | 0 | 0 | |
| 2013 | Baltimore | 15 | 13 | 30 | 20 | 10 | 2.0 | 22.0 | 0 | 0 | 0 | 0 | 4 | 2 | 0 | 0 | |
| 2014 | Baltimore | 11 | 11 | 33 | 13 | 20 | 0.5 | 3.0 | 0 | 0 | 0 | 0 | 2 | 1 | 0 | 0 | |
| 2015 | Baltimore | 9 | 9 | 20 | 11 | 9 | 1.0 | 8.0 | 0 | 0 | 0 | 0 | 1 | 0 | 0 | 0 | |
| Totals | | 148 | 128 | 359 | 234 | 125 | 22.5 | 155.0 | 0 | 0 | 0 | 0 | 19 | 5 | 1 | 0 | |

CAREER SINGLE-GAME HIGHS (REGULAR SEASON)

| | | |
|--|---|--|
| Total Tackles: 8 (12/23/12 at Bal.) | INTs: None | Forced Fumbles: 2 (9/29/13 at Buf.) |
| Solo Tackles: 5 3 times (last: 12/23/12 at Bal.) | Passes Defensed: 2 2 times (last: 12/8/13 vs. Min.) | Fumble Recoveries: 1 (11/18/07 vs. Was.) |
| Sacks: 1 20 times (last: 9/13/15 at Den.) | | |

POSTSEASON

| Year | Team | GP | GS | TACKLES | | | SACKS | | INTERCEPTIONS | | | | | FUMBLES | | | |
|---------------|-----------|----------|----------|-----------|-----------|----------|------------|-------------|---------------|----------|----------|----------|----------|----------|----------|----------|---|
| | | | | TT | Solo | Asst. | No. | Yards | No. | Yards | LG | TD | PD | FF | FR | Yards | |
| 2006 | Dallas | 1 | 1 | 7 | 7 | 0 | 0.0 | 0.0 | 0 | 0 | 0 | 0 | 0 | 0 | 0 | 0 | 0 |
| 2007 | Dallas | 1 | 1 | 3 | 2 | 1 | 1.0 | 10.0 | 0 | 0 | 0 | 0 | 1 | 0 | 0 | 0 | |
| 2011 | NY Giants | 4 | 4 | 5 | 2 | 3 | 0.0 | 0.0 | 0 | 0 | 0 | 0 | 2 | 0 | 0 | 0 | |
| 2014 | Baltimore | 2 | 1 | 2 | 2 | 0 | 0.0 | 0.0 | 0 | 0 | 0 | 0 | 0 | 0 | 0 | 0 | |
| Totals | | 8 | 7 | 17 | 13 | 4 | 1.0 | 10.0 | 0 | 0 | 0 | 0 | 3 | 0 | 0 | 0 | |



BALTIMORE
RAVENS

56

CHRIS CARTER
OUTSIDE LINEBACKER | 6-1 | 240

COLLEGE: Fresno State HS: Henry J. Kaiser (Fontana, CA)
BORN: 4/6/89, Fontana, CA
EXP. (NFL/RAVENS): 5/1 GP/GS (PLAYOFFS): 48/4 (1/0)

KEY TRANSACTIONS:

- Chris Carter signed with Baltimore on 12/21/15 after being released by Cincinnati on 12/15/15
- Originally selected by Pittsburgh in the fifth round (162nd overall) of the 2011 NFL Draft

2015 SEASON HIGHLIGHTS: Competed from scrimmage and on special teams in two games for Baltimore after posting 6 tackles (4 solo), 1 FR, 1 QB hit and 3 ST stops in 13 contests for Cincinnati...Signed with the Ravens on 12/21 after being released by the Bengals on 12/15

- Competed from scrimmage and on special teams in the **season finale at Cin. (1/3/16)**
- Made his Ravens debut on special teams in the 20-17 victory in **game 15 vs. Pit. (12/27)**
- Recorded 6 tackles (4 solo), 1 FR, 1 QB hit and 3 special teams stops in a career-high-tying 13 games for the Bengals before signing with Baltimore on 12/21
- Collected his second-career FR vs. SD (9/20) and tallied career highs in tackles (3, tied) and solo stops (2) vs. Oak. (9/13) while with Cincinnati

2015

GAME-BY-GAME DEFENSE
BENGALS/RAVENS

| Date/Opp. | TT | Solo | Asst. | Sacks | INT | PD | FF | FR |
|------------------------|-----------------------------|----------|----------|------------|------------|----------|----------|----------|
| WITH CINCINNATI | | | | | | | | |
| 9/13 @ Oak. | 3 | 2 | 1 | 0-0 | 0-0 | 0 | 0 | 0 |
| 9/20 vs. SD | 0 | 0 | 0 | 0-0 | 0-0 | 0 | 0 | 1 |
| 9/27 @ Bal. | 0 | 0 | 0 | 0-0 | 0-0 | 0 | 0 | 0 |
| 10/4 vs. KC | 0 | 0 | 0 | 0-0 | 0-0 | 0 | 0 | 0 |
| 10/11 vs. Sea. | SAW ACTION ON SPECIAL TEAMS | | | | | | | |
| 10/18 @ Buf. | 1 | 0 | 1 | 0-0 | 0-0 | 0 | 0 | 0 |
| 11/1 @ Pit. | 1 | 1 | 0 | 0-0 | 0-0 | 0 | 0 | 0 |
| 11/5 vs. Cle. | 0 | 0 | 0 | 0-0 | 0-0 | 0 | 0 | 0 |
| 11/16 vs. Hou. | 0 | 0 | 0 | 0-0 | 0-0 | 0 | 0 | 0 |
| 11/22 @ Ari. | SAW ACTION ON SPECIAL TEAMS | | | | | | | |
| 11/29 vs. STL | 0 | 0 | 0 | 0-0 | 0-0 | 0 | 0 | 0 |
| 12/6 @ Cle. | 1 | 1 | 0 | 0-0 | 0-0 | 0 | 0 | 0 |
| 12/13 vs. Pit. | 0 | 0 | 0 | 0-0 | 0-0 | 0 | 0 | 0 |
| WITH BALTIMORE | | | | | | | | |
| 12/20 vs. KC | NOT ON RAVENS' ROSTER | | | | | | | |
| 12/27 vs. Pit. | SAW ACTION ON SPECIAL TEAMS | | | | | | | |
| 1/3/16 @ Cin. | 0 | 0 | 0 | 0-0 | 0-0 | 0 | 0 | 0 |
| Totals | 6 | 4 | 2 | 0-0 | 0-0 | 0 | 0 | 1 |

CAREER HIGHLIGHTS:

- Owns 2 career FRs: vs. SD (9/20/15) and vs. Cle. (12/29/13)
- Recorded a career-best 2 solo stops, finishing with 1 special teams tackle and 3 total tackles, at Oak. (9/13/15)
- Played on special teams in his NFL postseason debut vs. Ind. (1/4/15) while with Cincinnati
- Established a single-game career high with 3 tackles and notched his first-career PD at Oak. (9/23/12)
- Logged his first-career TFL vs. NE (10/30/11)

REGULAR SEASON

| Year | Team | GP | GS | TACKLES | | | SACKS | | INTERCEPTIONS | | | | | FUMBLES | | | | |
|---------------|------------|-----------|----------|-----------|----------|----------|------------|------------|---------------|----------|----------|----------|----------|----------|----------|----------|----------|---|
| | | | | TT | Solo | Asst. | No. | Yards | No. | Yards | LG | TD | PD | FF | FR | Yards | | |
| 2011 | Pittsburgh | 8 | 0 | 2 | 1 | 1 | 0.0 | 0.0 | 0 | 0 | 0 | 0 | 0 | 0 | 0 | 0 | 0 | 0 |
| 2012 | Pittsburgh | 8 | 3 | 5 | 2 | 3 | 0.0 | 0.0 | 0 | 0 | 0 | 0 | 1 | 0 | 0 | 0 | 0 | |
| 2013 | Pittsburgh | 13 | 1 | 1 | 1 | 0 | 0.0 | 0.0 | 0 | 0 | 0 | 0 | 0 | 0 | 0 | 1 | 0 | |
| 2014 | Ind/Cin.* | 4 | 0 | 0 | 0 | 0 | 0.0 | 0.0 | 0 | 0 | 0 | 0 | 0 | 0 | 0 | 0 | 0 | |
| 2015 | Cin./Bal.* | 15 | 0 | 6 | 4 | 2 | 0.0 | 0.0 | 0 | 0 | 0 | 0 | 0 | 0 | 1 | 0 | 0 | |
| Totals | | 48 | 4 | 14 | 8 | 6 | 0.0 | 0.0 | 0 | 0 | 0 | 0 | 1 | 0 | 2 | 0 | 0 | |

*PLAYED 13 GAMES OF THE 2015 SEASON WITH CIN. AND 1 GAME OF THE 2014 SEASON WITH IND.

SPECIAL TEAMS TACKLES (15): 2011 (1); 2012 (3); 2013 (4); 2014 (3); 2015 (4)

CAREER SINGLE-GAME HIGHS (REGULAR SEASON)

Total Tackles:
3 2 times (last: 9/13/15 at Oak.)
Solo Tackles:
2 (9/13/15 at Oak.)
Sacks:
None

INTs:
None
Passes Defended:
1 (9/23/12 at Oak.)

Forced Fumbles:
None
Fumble Recoveries:
1 2 times (last: 9/20/15 vs. SD)

POSTSEASON

| Year | Team | GP | GS | TACKLES | | | SACKS | | INTERCEPTIONS | | | | | FUMBLES | | | | |
|---------------|------------|----------|----------|----------|----------|----------|------------|------------|---------------|----------|----------|----------|----------|----------|----------|----------|----------|----------|
| | | | | TT | Solo | Asst. | No. | Yards | No. | Yards | LG | TD | PD | FF | FR | Yards | | |
| 2014 | Cincinnati | 1 | 0 | 0 | 0 | 0 | 0.0 | 0.0 | 0 | 0 | 0 | 0 | 0 | 0 | 0 | 0 | 0 | 0 |
| Totals | | 1 | 0 | 0 | 0 | 0 | 0.0 | 0.0 | 0 | 0 | 0 | 0 | 0 | 0 | 0 | 0 | 0 | 0 |





BALTIMORE
RAVENS

2

JIMMY CLAUSEN
QUARTERBACK | 6-2 | 210

COLLEGE: Notre Dame HS: Oaks Christian (Westlake Village, CA)

BORN: 9/21/87, Westlake Village, CA

EXP. (NFL/RAVENS): 6/1 GP/GS (PLAYOFFS): 21/14 (0/0)

KEY TRANSACTIONS:

- Jimmy Clausen signed with Baltimore after being claimed off waivers (Chi.) on 11/24/15
- Originally selected by the Panthers in the second round (48th overall) of the 2010 NFL Draft

2015 SEASON HIGHLIGHTS: Started two games for the Ravens, throwing for 555 yards, 2 TDs and 3 INTs on 49-of-85 passing (57.6%) for the league's No. 8 passing attack (266.9 ypg)...Helped Baltimore gain a single-season franchise-record 4,271 net passing yards...Completed 23 of 40 passes (57.5%) for 184 yards and 1 INT while with Chicago before signing with Baltimore on 11/24

- Was a gameday inactive in the **season finale at Cin. (1/3/16)** and the 20-17 victory in **game 15 vs. Pit. (12/27)**
- Set career highs in passing yards (281), completions (26), attempts (45) and passing TDs (2, tied) in **game 14 vs. KC (12/20)**...Connected with WR Kamar Aiken on a 48-yard Hail Mary TD to close out the first half
- Threw for then-career highs in passing yards (274) and attempts (40), completing 23 passes, in **game 13 vs. Sea. (12/13)**...Became the third QB to start for Baltimore this season, marking the first such occurrence since 2007 (Steve McNair, Kyle Boller and Troy Smith)
- Was active but did not play in **game 12 at Mia. (12/6)** and the 33-27 victory in **game 11 at Cle. (11/30)**

CAREER HIGHLIGHTS:

- Established single-game career highs in passing yards (281), completions (26) and attempts (45), while matching a career-best 2 TD throws, vs KC (12/20/15)
- Became the sixth QB in NFL history to start against the same opponent with a different team in the same season (vs. Sea. on 9/27/15 with the Bears and 12/13/15 with the Ravens)
- Set a career high with 2 TD passes (since tied), throwing for 181 yards and completing 23 of 39 attempts, vs. Det. (12/21/14)
- Completed 13 of 19 passes (68.4%) for 141 yards and 1 TD for a career-best 107.6 rating in his first-career win as a starter vs. Ari. (12/19/10)
- Connected with RB Jonathan Stewart for his first-career TD pass, a career-long 55-yard strike, at NO (10/3/10)

REGULAR SEASON

| Year | Team | GP | GS | PASSING | | | | | | | | | | RUSHING | | | | |
|---------------|------------|-----------|-----------|----------------------------|------------|--------------|-------------|-------------|----------|-----------|------------|---------------|-------------|-----------|------------|------------|-----------|----------|
| | | | | Att. | Comp. | Yards | Comp% | Yds/Att | TD | INT | LG | Sack/Lost | Rating | No. | Yards | Avg. | LG | TD |
| 2010 | Carolina | 13 | 10 | 299 | 157 | 1,558 | 52.5 | 5.21 | 3 | 9 | 55t | 33/223 | 58.4 | 23 | 57 | 2.5 | 11 | 0 |
| 2011 | Carolina | 0 | 0 | 0 | 0 | 0 | 0.0 | 0.00 | 0 | 0 | 0 | 0/0 | 0.0 | 0 | 0 | 0.0 | 0 | 0 |
| 2012 | Carolina | 0 | 0 | 0 | 0 | 0 | 0.0 | 0.00 | 0 | 0 | 0 | 0/0 | 0.0 | 0 | 0 | 0.0 | 0 | 0 |
| 2013 | Carolina | 0 | 0 | INJURED RESERVE - SHOULDER | | | | | | | | | | | | | | |
| 2014 | Chicago | 4 | 1 | 48 | 26 | 223 | 54.2 | 4.65 | 2 | 1 | 22 | 3/20 | 71.8 | 3 | 9 | 3.0 | 4 | 0 |
| 2015 | Chi./Bal.* | 4 | 3 | 125 | 72 | 739 | 57.6 | 5.91 | 2 | 4 | 48t | 7/38 | 66.7 | 11 | 36 | 3.3 | 11 | 0 |
| Totals | | 21 | 14 | 472 | 255 | 2,520 | 54.0 | 5.34 | 7 | 14 | 55t | 43/281 | 61.9 | 37 | 102 | 2.8 | 11 | 0 |

*PLAYED 2 GAMES OF THE 2015 SEASON WITH CHI.

CAREER SINGLE-GAME HIGHS (REGULAR SEASON)

Most Attempts:

45 (12/20/15 vs. KC)

Most Yards Passing:

281 (12/20/15 vs. KC)

Longest Gain:

55t (10/3/10 at NO)

Most Completions:

26 (12/20/15 vs. KC)

Most Touchdowns:

2 2 times (last: 12/20/15 vs. KC)

QB Rating:

107.6 (12/19/10 vs. Ari.)

Most Carries / Rushing Yards:

6 (9/26/10 vs. Cin.) / 30 (12/20/15 vs. KC)

Longest Gain Rushing:

11 2 times (last: 9/27/15 at Sea.)

Most Rushing Touchdowns:

None



2 JIMMY CLAUSEN

2015

**GAME-BY-GAME
BEARS/RAVENS**

| Date/Opp. | PASSING | | | | | | | | | | RUSHING | | | | |
|-----------------------|--------------------------|-----------|------------|-------------|-------------|----------|----------|------------|-------------|-------------|-----------|-----------|------------|-----------|----------|
| | Att. | Comp. | Yards | Comp% | Yds/Att | TD | INT | LG | Sack/Lost | Rating | No. | Yards | Avg. | LG | TD |
| WITH CHICAGO | | | | | | | | | | | | | | | |
| 9/13 vs. GB | ACTIVE, BUT DID NOT PLAY | | | | | | | | | | | | | | |
| 9/20 vs. Ari. | 23 | 14 | 121 | 60.9 | 5.26 | 0 | 1 | 22 | 2/15 | 56.6 | 2 | -5 | -2.5 | 0 | 0 |
| 9/27 @ Sea. | 17 | 9 | 63 | 52.9 | 3.71 | 0 | 0 | 21 | 2/15 | 61.6 | 3 | 13 | 4.3 | 11 | 0 |
| 10/4 vs. Oak. | ACTIVE, BUT DID NOT PLAY | | | | | | | | | | | | | | |
| 10/11 @ KC | ACTIVE, BUT DID NOT PLAY | | | | | | | | | | | | | | |
| 10/18 @ Det. | ACTIVE, BUT DID NOT PLAY | | | | | | | | | | | | | | |
| 11/1 vs. Min. | ACTIVE, BUT DID NOT PLAY | | | | | | | | | | | | | | |
| 11/9 @ SD | ACTIVE, BUT DID NOT PLAY | | | | | | | | | | | | | | |
| 11/15 @ STL | ACTIVE, BUT DID NOT PLAY | | | | | | | | | | | | | | |
| 11/22 vs. Den. | ACTIVE, BUT DID NOT PLAY | | | | | | | | | | | | | | |
| WITH BALTIMORE | | | | | | | | | | | | | | | |
| 11/30 @ Cle. | ACTIVE, BUT DID NOT PLAY | | | | | | | | | | | | | | |
| 12/6 @ Mia. | ACTIVE, BUT DID NOT PLAY | | | | | | | | | | | | | | |
| 12/13 vs. Sea. | 40 | 23 | 274 | 57.5 | 6.85 | 0 | 1 | 37 | 1/0 | 68.1 | 1 | -2 | -2.0 | -2 | 0 |
| 12/20 vs. KC | 45 | 26 | 281 | 57.8 | 6.24 | 2 | 2 | 48t | 2/8 | 72.5 | 5 | 30 | 6.0 | 8 | 0 |
| 12/27 vs. Pit. | INACTIVE | | | | | | | | | | | | | | |
| 1/3/16 @ Cin. | INACTIVE | | | | | | | | | | | | | | |
| Totals | 125 | 72 | 739 | 57.6 | 5.91 | 2 | 4 | 48t | 7/38 | 66.7 | 11 | 36 | 3.3 | 11 | 0 |

MARC TRESTMAN ON CLAUSEN

“We know he’s going to be good in the meeting room. We know he’s highly intelligent. There’s a real sense of humility. He has been through a lot in his career in terms of the things he went through at Carolina and being a backup. I think he’s a very good fit for [what] we consider an extremely important room, and that’s the quarterback meeting room. It’s a good addition – a really nice addition – to our football team in the wake of Joe’s [Flacco] injury.”





BALTIMORE
RAVENS

81

KAELIN CLAY

WIDE RECEIVER/RETURN SPECIALIST | 5-10 | 195

COLLEGE: Utah HS: Long Beach (CA) Poly

BORN: 1/3/92, Long Beach, CA

EXP. (NFL/RAVENS): Rookie GP/GS (PLAYOFFS): 7/0 (0/0)

KEY TRANSACTIONS:

- Kaelin Clay signed with Baltimore on 11/17/15
- Originally selected by Tampa Bay in the sixth round (184th overall) of the 2015 NFL Draft

CAREER HIGHLIGHTS:

- Gained 371 yards on 15 KORs (24.7 avg.) and 244 yards on 23 PRs (10.6 avg.), including a career-long 82-yard PR-TD, in seven games as a rookie in 2015
- Recorded career highs with 6 KORs for 153 yards (25.5 avg.), adding 27 yards on 2 PRs, vs. KC (12/20/15)
- Tied Tandon Doss (9/22/13) for the fifth-longest PR in Ravens history (82 yards) at Cle. (11/30)...Finished with 112 yards on 4 PRs (28.0 avg.) and 39 yards on 2 KORs (19.5 avg.)

2015 SEASON HIGHLIGHTS: Gained 343 yards on 14 KORs (24.5 avg.) and 244 yards on 23 PRs (10.6 avg.), including a career-long 82-yard PR-TD...Saw action from scrimmage in five games after signing with Baltimore off Detroit's practice squad on 11/17...Spent time on the practice squad for both the Lions and Buccaneers

- Registered 93 yards on 4 KORs (23.3 avg.) and 15 yards on 6 PRs in the **season finale at Cin. (1/3/16)**
- Tallied a pair of 29-yard KORs and 1 PR (-1 yard) in the 20-17 victory in **game 15 vs. Pit. (12/27)**
- Recorded career highs with 6 KORs for 153 yards (25.5 avg.), adding 27 yards on 2 PRs, in **game 14 vs. KC (12/20)**
- Posted 46 yards on 3 PRs in **game 13 vs. Sea. (12/13)**
- Returned 4 punts for 40 yards in **game 12 at Mia. (12/6)**
- Posted an 82-yard PR-TD, tying (Tandon Doss, 9/22/13) for the fifth longest in Ravens history, in the 33-27 victory in **game 11 at Cle. (11/30)**...Finished with 112 yards on 4 PRs (28.0 avg.) and 39 yards on 2 KORs (19.5 avg.)
- Returned 3 punts for 5 yards during his NFL debut in the 16-13 victory in **game 10 vs. STL (11/22)**

81 KAELIN CLAY

REGULAR SEASON

| Year | Team | GP | GS | RECEIVING | | | | | RUSHING | | | | |
|---------------|-----------|----------|----------|-----------|----------|------------|----------|----------|----------|----------|----------|----------|----------|
| | | | | No. | Yards | Avg. | LG | TD | No. | Yards | Avg. | LG | TD |
| 2015 | Baltimore | 7 | 0 | 0 | 0 | 0.0 | 0 | 0 | 0 | 0 | 0 | 0 | 0 |
| Totals | | 7 | 0 | 0 | 0 | 0.0 | 0 | 0 | 0 | 0 | 0 | 0 | 0 |

CAREER SINGLE-GAME HIGHS (REGULAR SEASON)

| RECEIVING | | RUSHING | |
|-------------|-------------|----------|-------------|
| Receptions: | Long Gain: | Carries: | Long Gain: |
| None | None | None | None |
| Yardage: | Touchdowns: | Yardage: | Touchdowns: |
| None | None | None | None |

| Year | Team | GP | GS | KICKOFF RETURNS | | | | | PUNT RETURNS | | | | | |
|---------------|-----------|----------|----------|-----------------|------------|-------------|-----------|----------|--------------|----------|------------|-------------|------------|----------|
| | | | | No. | Yards | Avg. | LG | TD | No. | FC | Yards | Avg. | LG | TD |
| 2015 | Baltimore | 7 | 0 | 14 | 343 | 24.5 | 39 | 0 | 23 | 3 | 244 | 10.6 | 82t | 1 |
| Totals | | 7 | 0 | 14 | 343 | 24.5 | 39 | 0 | 23 | 3 | 244 | 10.6 | 82t | 1 |

2015

GAME-BY-GAME OFFENSE

| Date/Opp. | No. | Yds. | RECEIVING | | RUSHING | | | |
|-----------------------|------------|-----------------------|------------|----------|----------|------------|----------|----------|
| | | | Avg. | LG | TD | No. | Yds. | Avg. |
| WITH TAMPA BAY | | | | | | | | |
| 9/13 vs Ten. | ON | BUCS' PRACTICE SQUAD | -- | -- | -- | -- | -- | -- |
| WITH DETROIT | | | | | | | | |
| 9/27 vs. Den. | ON | LIONS' PRACTICE SQUAD | -- | -- | -- | -- | -- | -- |
| 10/5 @ Sea. | ON | LIONS' PRACTICE SQUAD | -- | -- | -- | -- | -- | -- |
| 10/11 vs. Ari. | ON | LIONS' PRACTICE SQUAD | -- | -- | -- | -- | -- | -- |
| 10/18 vs. Chi. | ON | LIONS' PRACTICE SQUAD | -- | -- | -- | -- | -- | -- |
| 10/25 vs. Min. | ON | LIONS' PRACTICE SQUAD | -- | -- | -- | -- | -- | -- |
| 11/1 @ KC | ON | LIONS' PRACTICE SQUAD | -- | -- | -- | -- | -- | -- |
| 11/15 @ GB | ON | LIONS' PRACTICE SQUAD | -- | -- | -- | -- | -- | -- |
| WITH BALTIMORE | | | | | | | | |
| 11/22 vs. STL | SAW ACTION | ON SPECIAL TEAMS | -- | -- | -- | -- | -- | -- |
| 11/30 @ Cle. | 0 | 0 | 0.0 | 0 | 0 | 0 | 0 | 0 |
| 12/6 @ Mia. | 0 | 0 | 0.0 | 0 | 0 | 0 | 0 | 0 |
| 12/13 vs. Sea. | 0 | 0 | 0.0 | 0 | 0 | 0 | 0 | 0 |
| 12/20 vs. KC | 0 | 0 | 0.0 | 0 | 0 | 0 | 0 | 0 |
| 12/27 vs. Pit. | 0 | 0 | 0.0 | 0 | 0 | 0 | 0 | 0 |
| 1/3/16 @ Cin. | SAW ACTION | ON SPECIAL TEAMS | -- | -- | -- | -- | -- | -- |
| Totals | 0 | 0 | 0.0 | 0 | 0 | 0.0 | 0 | 0 |

2015

GAME-BY-GAME RETURNS

| Date/Opp. | No. | Yds. | KICKOFF RETURNS | | | PUNT RETURNS | | | | | |
|-----------------------|-----------|-----------------------|-----------------|-----------|----------|--------------|----------|------------|-------------|------------|----------|
| | | | Avg. | LG | TD | No. | FC | Yds. | Avg. | LG | TD |
| WITH TAMPA BAY | | | | | | | | | | | |
| 9/13 vs Ten. | ON | BUCS' PRACTICE SQUAD | -- | -- | -- | -- | -- | -- | -- | -- | |
| WITH DETROIT | | | | | | | | | | | |
| 9/27 vs. Den. | ON | LIONS' PRACTICE SQUAD | -- | -- | -- | -- | -- | -- | -- | -- | |
| 10/5 @ Sea. | ON | LIONS' PRACTICE SQUAD | -- | -- | -- | -- | -- | -- | -- | -- | |
| 10/11 vs. Ari. | ON | LIONS' PRACTICE SQUAD | -- | -- | -- | -- | -- | -- | -- | -- | |
| 10/18 vs. Chi. | ON | LIONS' PRACTICE SQUAD | -- | -- | -- | -- | -- | -- | -- | -- | |
| 10/25 vs. Min. | ON | LIONS' PRACTICE SQUAD | -- | -- | -- | -- | -- | -- | -- | -- | |
| 11/1 @ KC | ON | LIONS' PRACTICE SQUAD | -- | -- | -- | -- | -- | -- | -- | -- | |
| 11/15 @ GB | ON | LIONS' PRACTICE SQUAD | -- | -- | -- | -- | -- | -- | -- | -- | |
| WITH BALTIMORE | | | | | | | | | | | |
| 11/22 vs. STL | 0 | 0 | 0.0 | 0 | 0 | 3 | 0 | 5 | 1.7 | 7 | 0 |
| 11/30 @ Cle. | 2 | 39 | 19.5 | 22 | 0 | 4 | 0 | 112 | 28.0 | 82t | 1 |
| 12/6 @ Mia. | 0 | 0 | 0.0 | 0 | 0 | 4 | 0 | 40 | 10.0 | 17 | 0 |
| 12/13 vs. Sea. | 0 | 0 | 0.0 | 0 | 0 | 3 | 0 | 46 | 15.3 | 24 | 0 |
| 12/20 vs. KC | 6 | 153 | 25.5 | 39 | 0 | 2 | 0 | 27 | 13.5 | 17 | 0 |
| 12/27 vs. Pit. | 2 | 58 | 29.0 | 29 | 0 | 1 | 2 | -1 | -1.0 | -1 | 0 |
| 1/3/16 @ Cin. | 4 | 93 | 23.3 | 35 | 0 | 6 | 1 | 15 | 2.5 | 8 | 0 |
| Totals | 14 | 343 | 24.5 | 39 | 0 | 23 | 3 | 244 | 10.6 | 82t | 1 |





BALTIMORE
RAVENS

46

MORGAN COX
LONG SNAPPER | 6-4 | 233

COLLEGE: Tennessee HS: Evangelical Christian (Memphis, TN)
BORN: 4/26/86, Collierville, TN
EXP. (NFL/RAVENS): 6/6 GP/GS (PLAYOFFS): 86/0 (6/0)

1
PRO BOWL

KEY TRANSACTIONS:

- Morgan Cox re-signed (one-year contract) with Baltimore on 3/17/15
- Re-signed (two-year contract) with the Ravens on 3/12/13
- Originally signed with the Ravens as a rookie free agent on 5/6/10

CAREER HONORS:

- Pro Bowl (2015 – selected as a “need” player)
- Earned the team’s Ed Block Courage Award in 2011 after returning from an ACL injury suffered in 2010

CAREER HIGHLIGHTS:

- Cox and P Sam Koch each earned their first-career Pro Bowl invites in 2015...Cox snapped on all 74 punts
- Snaps for K Justin Tucker, the second-most accurate kicker in NFL history (130-148, 87.8%), and Koch, the Ravens’ record-holder in punts (782), punt yards (35,324), gross average (45.2) and net average (39.4)
- Helped Tucker become the fastest kicker in NFL history to reach 500 points (60 games) and 100 FGM (50 games)
- Helped Tucker score 140 points in 2013, the most in Ravens’ franchise history...Tucker made 33-straight FGs, ranking as the fifth-longest streak in NFL history
- Helped Tucker convert 38 FGs in 2013, the most in Ravens single-season history, besting Matt Stover (35) in 2000

2015 SEASON HIGHLIGHTS (16/0): Earned his first-career Pro Bowl after snapping on all 74 punts, 29 PATs and 40 FGAs... Helped P Sam Koch earn his first-career Pro Bowl invite with 46.7 gross and 42.9 net averages (ninth and second in the NFL, respectively)

- Snapped on 2 FGM and 1 PAT from K Justin Tucker, who became the fastest kicker in NFL history to reach the 500-point milestone (60 games), in **game 12 at Mia. (12/6)**
- Helped Tucker connect on his 10th-career game winning-field goal (47 yards) in the 16-13 victory in **game 10 vs. STL (11/22)**
- Snapped on Tucker’s 5 FGM, including his ninth-career game-winner (39 yards) as time expired, in the 29-26 victory in **game 8 vs. SD (11/1)**
- Helped P Sam Koch produce the second-best single-game net punting average (49.2) in Ravens history (min. 4 att.) in **game 5 vs. Cle. (10/11)**
- Snapped on Tucker’s game-tying (42 yards) and game-winning (52 yards) field goals in the 23-20 come-from-behind, overtime victory in **game 4 at Pit. (10/1)**... Tucker’s 52-yarder was his eighth-career game-winner and matched a Heinz Field record long
- Snapped on 3 PATs and all 4 FGAs from Tucker, who became the fastest kicker in NFL history to reach 100 FGs made (50 games) in **game 2 at Oak. (9/20)**

REGULAR SEASON

SPECIAL TEAMS TACKLES (6): 2010 (2); 2012 (2); 2013 (2)

CAREER SINGLE-GAME HIGHS (REGULAR SEASON)

Total Special Teams Tackles: 16 times (last: 11/10/13 vs. Cin.)

P SAM KOCH ON THE “WOLF PACK” [RAVENS’ KICKING UNIT]

“I think a lot of it is the camaraderie that we have between us three and the closeness that we have. We trust each other. It all starts with Morgan. [He is] by far the best snapper we have in the league, and [I am] just glad to have him here. I trust him to put the ball back to where I need it to be. [He] trusts that I put it down, and [Justin] Tucker has the job of kicking it through the uprights. A lot of it is timing. We practice so much throughout the week to try to get that timing right and to keep it as easy as we can on Tucker. It’s great camaraderie, great trust with each other that we all know we’re going to do our job.”

AMONG THE MOST ACCURATE EVER

Pro Bowl K Justin Tucker ranks as the NFL’s second-most accurate kicker of all time. He has connected on 130 of 148 FGAs to produce an 87.8% success rate. Tucker is the second-fastest kicker in NFL history to reach the 400-point milestone (48 games), and he is the fastest to produce 500 points (60 games) in a career.

BEST CAREER FIELD GOAL PERCENTAGE (NFL History / Min. 100 FGs Made)

| Rk. | Player | FGM-FGA | Pct. |
|-----|----------------------|----------------|-------------|
| 1. | Dan Bailey | 144-159 | 90.6 |
| 2. | Justin Tucker | 130-148 | 87.8 |
| 3. | Stephen Gostkowski | 276-316 | 87.3 |



BALTIMORE
RAVENS

94

CARL DAVIS
DEFENSIVE TACKLE | 6-5 | 320

COLLEGE: Iowa HS: Stevenson (Sterling Heights, MI)
BORN: 3/2/92, Detroit, MI
EXP. (NFL/RAVENS): Rookie GP/GS (PLAYOFFS): 13/3 (0/0)

2015 SEASON HIGHLIGHTS: Registered 11 tackles (4 solo) and 2 PD for the NFL's eighth-ranked defense (337.4 ypg), which finished No. 2 overall (291.1 ypg) and No. 1 vs. the pass (183.3 ypg) over the season's final eight games

- Recorded 1 tackle for a defense that held the Chiefs to 277 total net yards (164 passing) in **game 14 vs. KC (12/20)**
- Tallied 1 stop for a defense that held Jacksonville to 258 total net yards while limiting the Jaguars to 25% (4 of 16) on third down in **game 9 vs. Jax. (11/15)**
- Subbed and posted 1 stop for a defense that did not allow a rushing TD and held the Chargers to 3.1 yards per rushing attempt in the 29-26 victory in **game 8 vs. SD (11/1)**
- Started and registered 1 tackle, helping limit the Browns to just 83 rushing yards (3.3 avg.), in **game 5 vs. Cle. (10/11)**
- Started and posted 1 solo stop for a defense that held the Steelers to 263 total net yards and 15% (2 of 13) on third down in the 23-20 OT victory in **game 4 at Pit. (10/1)**
- Recorded his first-career NFL start, posting 1 solo stop and 1 PD for a defense that held the Bengals to a then-season-low 86 rushing yards (2.8 avg.), extending its then-NFL-best streak of not allowing a 100-yard rusher to 29 contests in **game 3 vs. Cin. (9/27)**
- Played in his first NFL game, recording a career-high 3 tackles (2 solo) and 1 PD for a defense that did not allow a TD and held the Broncos to just 69 rushing yards in the **season opener at Den. (9/13)**

KEY TRANSACTIONS:

- Carl Davis was selected by the Ravens in the third round (90th overall) of the 2015 NFL Draft

CAREER HIGHLIGHTS:

- Registered 11 tackles (4 solo) and 2 PD for the NFL's eighth-ranked defense (337.4 ypg), which finished No. 2 overall (291.1 ypg) and No. 1 vs. the pass (183.3 ypg) over the season's final eight games, as a rookie in 2015
- Notched 1 solo tackle and 1 PD in his first-career NFL start vs. Cin. (9/27/15)
- Established career highs in tackles (3) and solo stops (2) in his NFL debut at Den. (9/13/15)

2015

GAME-BY-GAME DEFENSE

RAVENS

| Date/Opp. | TT | Solo | Asst. | Sacks | INT | PD | FF | FR |
|----------------|-----------|----------|----------|------------|------------|----------|----------|----------|
| 9/13 @ Den. | 3 | 2 | 1 | 0-0 | 0-0 | 1 | 0 | 0 |
| 9/20 @ Oak. | 0 | 0 | 0 | 0-0 | 0-0 | 0 | 0 | 0 |
| 9/27 vs. Cin. | 1 | 0 | 1 | 0-0 | 0-0 | 1 | 0 | 0 |
| 10/1 @ Pit. | 1 | 1 | 0 | 0-0 | 0-0 | 0 | 0 | 0 |
| 10/11 vs. Cle. | 1 | 0 | 1 | 0-0 | 0-0 | 0 | 0 | 0 |
| 10/18 @ SF | 0 | 0 | 0 | 0-0 | 0-0 | 0 | 0 | 0 |
| 10/26 @ Ari. | 2 | 1 | 1 | 0-0 | 0-0 | 0 | 0 | 0 |
| 11/1 vs. SD | 1 | 0 | 1 | 0-0 | 0-0 | 0 | 0 | 0 |
| 11/15 vs. Jax. | 1 | 0 | 1 | 0-0 | 0-0 | 0 | 0 | 0 |
| 11/22 vs. STL | 0 | 0 | 0 | 0-0 | 0-0 | 0 | 0 | 0 |
| 11/30 @ Cle. | INACTIVE | | | | | | | |
| 12/6 @ Mia. | INACTIVE | | | | | | | |
| 12/13 vs. Sea. | INACTIVE | | | | | | | |
| 12/20 vs. KC | 1 | 0 | 1 | 0-0 | 0-0 | 0 | 0 | 0 |
| 12/27 vs. Pit. | 0 | 0 | 0 | 0-0 | 0-0 | 0 | 0 | 0 |
| 1/3/16 @ Cin. | 0 | 0 | 0 | 0-0 | 0-0 | 0 | 0 | 0 |
| Totals | 11 | 4 | 7 | 0-0 | 0-0 | 2 | 0 | 0 |

REGULAR SEASON

| Year | Team | GP | GS | TACKLES | | | SACKS | | INTERCEPTIONS | | | | | FUMBLES | | |
|---------------|-----------|-----------|----------|-----------|----------|----------|------------|------------|---------------|----------|----------|----------|----------|----------|----------|----------|
| | | | | TT | Solo | Asst. | No. | Yards | No. | Yards | LG | TD | PD | FF | FR | Yards |
| 2015 | Baltimore | 13 | 3 | 11 | 4 | 7 | 0.0 | 0.0 | 0 | 0 | 0 | 0 | 2 | 0 | 0 | 0 |
| Totals | | 13 | 3 | 11 | 4 | 7 | 0.0 | 0.0 | 0 | 0 | 0 | 0 | 2 | 0 | 0 | 0 |

CAREER SINGLE-GAME HIGHS (REGULAR SEASON)

Total Tackles: 3 (9/13/15 at Den.)
Solo Tackles: 2 (9/13/15 at Den.)
Sacks: None
INTs: None
Passes Defensed: 1 2 times (last: 9/27/15 vs. Cin.)
Forced Fumbles: None
Fumble Recoveries: None



BALTIMORE
RAVENS

39

WILL DAVIS
CORNERBACK | 5-11 | 190

COLLEGE: Utah State HS: Central Valley (Spokane Valley, WA)
BORN: 5/8/90, Spokane, WA
EXP. (NFL/RAVENS): 3/1 GP/GS (PLAYOFFS): 17/0 (0/0)

KEY TRANSACTIONS:

- Will Davis was placed on Injured Reserve (knee) on 10/13/15
- Traded by Miami to Baltimore for a 2016 seventh-round draft pick on 9/21/15
- Originally selected by Miami in the third round (93rd overall) of the 2013 NFL Draft

CAREER HIGHLIGHTS:

- Set single-season career highs in tackles (12), PD (3) and special teams stops (5) in 2014
- Tallied a career-high 7 tackles (all solo) vs. NE on 12/15/13

2015 SEASON HIGHLIGHTS: Competed in two games for Baltimore, notching 1 solo tackle and 1 PD, before being placed on Injured Reserve (knee) on 10/13...Traded by Miami to Baltimore for a 2016 seventh-round draft pick on 9/21

- Played from scrimmage before suffering a season-ending knee injury in **game 5 vs. Cle (10/11)**
- Subbed and posted 1 solo stop and 1 PD in his Ravens debut, helping limit the Steelers to 96 net passing yards and a 3.2 yards-per-pass average in the 23-20 OT victory in **game 4 at Pit. (10/1)**
- Was a gameday inactive for **game 3 vs. Cin. (9/27)**

2015

**GAME-BY-GAME DEFENSE
DOLPHINS/RAVENS**

| Date/Opp. | TT | Solo | Asst. | Sacks | INT | PD | FF | FR |
|-----------------------|----------|----------|----------|------------------------|------------|----------|----------|----------|
| WITH MIAMI | | | | | | | | |
| 9/13 @ Was. | | | | INACTIVE | | | | |
| 9/20 @ Jax. | | | | INACTIVE | | | | |
| WITH BALTIMORE | | | | | | | | |
| 9/27 vs. Cin. | | | | INACTIVE | | | | |
| 10/1 @ Pit. | 1 | 1 | 0 | 0-0 | 0-0 | 1 | 0 | 0 |
| 10/11 vs. Cle. | 0 | 0 | 0 | 0-0 | 0-0 | 0 | 0 | 0 |
| 10/18 @ SF | | | | INJURED RESERVE - KNEE | | | | |
| 10/26 @ Ari. | | | | INJURED RESERVE - KNEE | | | | |
| 11/1 vs. SD | | | | INJURED RESERVE - KNEE | | | | |
| 11/15 vs. Jax. | | | | INJURED RESERVE - KNEE | | | | |
| 11/22 vs. STL | | | | INJURED RESERVE - KNEE | | | | |
| 11/30 @ Cle. | | | | INJURED RESERVE - KNEE | | | | |
| 12/6 @ Mia. | | | | INJURED RESERVE - KNEE | | | | |
| 12/13 vs. Sea. | | | | INJURED RESERVE - KNEE | | | | |
| 12/20 vs. KC | | | | INJURED RESERVE - KNEE | | | | |
| 12/27 vs. Pit. | | | | INJURED RESERVE - KNEE | | | | |
| 1/3/16 @ Cin. | | | | INJURED RESERVE - KNEE | | | | |
| Totals | 1 | 1 | 0 | 0-0 | 0-0 | 1 | 0 | 0 |

REGULAR SEASON

| Year | Team | GP | GS | TACKLES | | | SACKS | | INTERCEPTIONS | | | | FUMBLES | | | | |
|---------------|-----------|-----------|----------|-----------|-----------|----------|------------|------------|---------------|----------|----------|----------|----------|----------|----------|----------|----------|
| | | | | TT | Solo | Asst. | No. | Yards | No. | Yards | LG | TD | PD | FF | FR | Yards | |
| 2013 | Miami | 5 | 0 | 8 | 8 | 0 | 0.0 | 0.0 | 0 | 0 | 0 | 0 | 0 | 0 | 0 | 0 | 0 |
| 2014 | Miami | 10 | 0 | 12 | 11 | 1 | 0.0 | 0.0 | 0 | 0 | 0 | 0 | 3 | 0 | 0 | 0 | 0 |
| 2015 | Baltimore | 2 | 0 | 1 | 1 | 0 | 0.0 | 0.0 | 0 | 0 | 0 | 0 | 1 | 0 | 0 | 0 | 0 |
| Totals | | 17 | 0 | 21 | 20 | 1 | 0.0 | 0.0 | 0 | 0 | 0 | 0 | 4 | 0 | 0 | 0 | 0 |

SPECIAL TEAMS TACKLES (5): 2014 (5)

CAREER SINGLE-GAME HIGHS (REGULAR SEASON)

Total Tackles: 7 (12/15/13 vs. NE)
Solo Tackles: 7 (12/15/13 vs. NE)
Sacks: None
INTs: None
Passes Defensed: 1 4 times (last: 10/1/15 at Pit.)
Forced Fumbles: None
Fumble Recoveries: None



BALTIMORE
RAVENS

58

ELVIS DUMERVIL
OUTSIDE LINEBACKER | 5-11 | 255

COLLEGE: Louisville HS: Jackson (Miami, FL)
BORN: 1/19/84, Miami, FL
EXP. (NFL/RAVENS): 10/3 GP/GS (PLAYOFFS): 138/96 (5/3)

5
PRO BOWLS

KEY TRANSACTIONS:

- Elvis Dumervil signed with the Ravens as a free agent on 3/26/13
- Originally drafted by Denver in the fourth round (126th overall) of the 2006 NFL Draft

CAREER HONORS:

- Four-time Pro Bowler (2009, 2011-12 and 2014-15)
- *Associated Press* first-team All-Pro (2009 and 2014)
- Broncos Ed Block Courage Award Winner (2011)
- *ESPN.com* first-team All-Pro (2009)
- Pro Football Weekly/PFWA first-team All-Pro (2009)
- *The Sporting News* first-team All-Pro (2009)
- NFL Alumni Pass Rusher of the Year (2009)
- AFC Defensive Player of the Week (Week 14, 2014; Week 14, 2008 and Week 14, 2007)

2015 SEASON HIGHLIGHTS:

- Led Baltimore's pass rush with 6 sacks (-33 yards), adding 48 tackles (29 solo), 1 PD, 1 FF and 2 FRs...Leader of the NFL's eighth-ranked defense (337.4 ypg), which finished No. 2 overall (291.1 ypg) and No. 1 vs. the pass (183.3 ypg) over the season's final eight games
- Recovered an OLB Courtney Upshaw-forced fumble at the Ravens' 7-yard line to halt a Seahawks' scoring threat and added 2 tackles in **game 13 vs. Sea. (12/13)**
 - Recorded 3 stops (2 solo), 1 TFL and 2 QB hits for a defense that allowed a season-low 8 first downs, held Miami to 30.8% (4 of 13) on third down and permitted just 86 yards on 9-of-19 passing (47.4%) in **game 12 at Mia. (12/6)**
 - Dominated the Browns' backfield with 1.5 sacks (-10 yards), 5 QB hits, 1 TFL and 4 tackles (3 solo) for a defense that allowed a season-low 63 net rushing yards and held the Browns to 27% (4 of 15) on third down in the 33-27 victory in **game 11 at Cle. (11/30)**
 - Recovered an Upshaw-forced fumble at the Ravens' 41-yard line to set up Baltimore's game-winning drive (K Justin Tucker 47-yard FG) in the 16-13 victory in **game 10 vs. STL (11/22)**...Also recorded 3 stops for a defense that allowed 213 total net yards and 2.8 yards per rush (82 yards on 29 carries)
 - Produced a season-high 2 sacks (-10 yards), adding 4 stops (2 solo) and 1 PD, for a defense that held Jacksonville to 258 total net yards and limited the Jaguars to 25% (4 of 16) on third down in **game 9 vs. Jax. (11/15)**
 - Tallied 5 tackles (3 solo) and a half-sack (-4 yards) for a defense that held the 49ers to 65 rushing yards (2.6 avg.) in **game 6 at SF (10/18)**
 - Posted 6 tackles (5 solo) and 1 sack (-6 yards), helping limit the Steelers to 96 net passing yards and a 3.2 yards-per-pass average, in the 23-20 OT victory in **game 4 at Pit. (10/1)**...Made a critical fourth-and-2 stop, tackling QB Mike Vick for no gain, during the first overtime drive
 - Sacked QB Andy Dalton, forcing a fumble that ILB C.J. Mosley returned 41 yards for a TD in **game 3 vs. Cin. (9/27)**...Added 2 solo stops for a defense that held the Bengals to a then-season-low 86 rushing yards (2.8 avg.)

2015

GAME-BY-GAME DEFENSE

RAVENS

| Date/Opp. | TT | Solo | Asst. | Sacks | INT | PD | FF | FR |
|----------------|-----------|-----------|-----------|-------------|------------|----------|----------|----------|
| 9/13 @ Den. | 2 | 2 | 0 | 0-0 | 0-0 | 0 | 0 | 0 |
| 9/20 @ Oak. | 2 | 2 | 0 | 0-0 | 0-0 | 0 | 0 | 0 |
| 9/27 vs. Cin. | 2 | 2 | 0 | 1-3 | 0-0 | 0 | 1 | 0 |
| 10/1 @ Pit. | 6 | 5 | 1 | 1-6 | 0-0 | 0 | 0 | 0 |
| 10/11 vs. Cle. | 2 | 0 | 2 | 0-0 | 0-0 | 0 | 0 | 0 |
| 10/18 @ SF | 5 | 3 | 2 | 0.5-4 | 0-0 | 0 | 0 | 0 |
| 10/26 @ Ari. | 1 | 0 | 1 | 0-0 | 0-0 | 0 | 0 | 0 |
| 11/1 vs. SD | 5 | 3 | 2 | 0-0 | 0-0 | 0 | 0 | 0 |
| 11/15 vs. Jax. | 4 | 2 | 2 | 2-10 | 0-0 | 1 | 0 | 0 |
| 11/22 vs. STL | 3 | 1 | 2 | 0-0 | 0-0 | 0 | 0 | 1 |
| 11/30 @ Cle. | 4 | 3 | 1 | 1.5-10 | 0-0 | 0 | 0 | 0 |
| 12/6 @ Mia. | 3 | 2 | 1 | 0-0 | 0-0 | 0 | 0 | 0 |
| 12/13 vs. Sea. | 2 | 0 | 2 | 0-0 | 0-0 | 0 | 0 | 1 |
| 12/20 vs. KC | 2 | 2 | 0 | 0-0 | 0-0 | 0 | 0 | 0 |
| 12/27 vs. Pit. | 2 | 0 | 2 | 0-0 | 0-0 | 0 | 0 | 0 |
| 1/3/16 @ Cin. | 3 | 2 | 1 | 0-0 | 0-0 | 0 | 0 | 0 |
| Totals | 48 | 29 | 19 | 6-33 | 0-0 | 1 | 1 | 2 |

ELVIS HEADLINES

Over the past three years, OLB Elvis Dumervil has registered 32.5 QB drops, a mark that ties for fourth in the NFL. He played remarkably well in 2014, ranking third in the NFL in sacks (17) and also setting the Ravens' single-season sacks record. Impressively, Dumervil's -127.5 sack yards in 2014 ranked as the NFL's second most, only behind J.J. Watt's -140.0 (20.5 sacks).

**NFL SACKS LEADERS
(2014 Season)**

1. Justin Houston 22
2. J.J. Watt 20.5
3. **Elvis Dumervil** **17**
4. Connor Barwin 14.5
- Mario Williams 14.5

**MOST NFL SACKS
(Since 2013)**

1. J.J. Watt 48.5
2. Justin Houston 40.5
3. Robert Quinn 34.5
4. **Elvis Dumervil** **32.5**
- Mario Williams 32.5

BALTIMORE SUN'S JON MEOLI

"Talk about a man on an island. Dumervil went from being one half of the most feared pass-rush duo in the NFL last year to the Ravens' lone pass-rushing threat this year. The sacks aren't there, but he is a three-down nightmare for opposing offenses. He's playing the run like he didn't have a two-year hiatus from doing so, and is still getting a ton of pressure, even if it's not manifesting itself in sacks. ... He's doing it from all spots this year."

58 ELVIS DUMERVIL

CAREER HIGHLIGHTS:

- His 96 career sacks tie (Mario Williams) for seventh among active NFL players, while his 32.5 QB drops since joining the Ravens in 2013 stand fourth (tied) in the NFL
- Dumervil's 31 games with at least 1.5 sacks tie (Jared Allen) as the NFL's most since 2006
- Established a Ravens' franchise-record with a career-high-tying 17 sacks (third in the NFL) in 2014
- Teamed up with OLB Terrell Suggs (12) to post the NFL's most sacks by a duo (29) in 2014...Helped lead the Ravens' defense to 49 total sacks, ranking second (tied with Philadelphia) in the league (Buffalo - 54)
- Earned AFC Defensive Player of the Week honors after setting the Ravens' single-season sacks record with his 16th QB drop after posting 4 tackles, 3.5 sacks (-25 yards) and 1 FF for a defense that recorded 6 sacks and allowed 249 total yards in the 28-13 victory at Mia. (12/7/14)
- Led the NFL in sacks with a career-high and then-franchise-record 17 for the Broncos in 2009
- Recorded a career-high and Broncos' single-game franchise-record 4 sacks at Cle. (9/20/09)
- Broncos sack leader in four of his six playing seasons (missed the 2010 season with a pectoral injury)

REGULAR SEASON

| Year | Team | GP | GS | TACKLES | | | SACKS | | INTERCEPTIONS | | | | | FUMBLES | | | |
|---------------|-----------|------------|-----------|------------|------------|------------|-------------|--------------|---------------------------------|-----------|-----------|----------|-----------|-----------|-----------|-----------|-----------|
| | | | | TT | Solo | Asst. | No. | Yards | No. | Yards | LG | TD | PD | FF | FR | Yards | |
| 2006 | Denver | 13 | 0 | 19 | 15 | 4 | *8.5 | *56.5 | 0 | 0 | 0 | 0 | 0 | 0 | 2 | *3 | 13 |
| 2007 | Denver | 16 | 16 | 56 | 43 | 13 | *12.5 | *62.5 | 1 | 27 | 27 | 0 | 7 | 7 | *4 | *3 | 0 |
| 2008 | Denver | 16 | 15 | 44 | 30 | 14 | *5.0 | *35.0 | 0 | 0 | 0 | 0 | 0 | 0 | 1 | *1 | 0 |
| 2009 | Denver | 16 | 14 | 49 | 42 | 7 | *17.0 | *88.5 | 0 | 0 | 0 | 0 | 3 | 3 | *4 | 1 | 0 |
| 2010 | Denver | -- | -- | -- | -- | -- | -- | -- | INJURED RESERVE - TORN PECTORAL | | | | | -- | -- | -- | |
| 2011 | Denver | 14 | 14 | 42 | 31 | 11 | 9.5 | 63.0 | 0 | 0 | 0 | 0 | 1 | 1 | 0 | *1 | 0 |
| 2012 | Denver | 16 | 16 | 54 | 32 | 22 | 11.0 | 83.0 | 0 | 0 | 0 | 0 | 1 | 1 | *6 | 0 | 0 |
| 2013 | Baltimore | 15 | 3 | 31 | 18 | 13 | 9.5 | *64.0 | 0 | 0 | 0 | 0 | 3 | 3 | 2 | 0 | 0 |
| 2014 | Baltimore | 16 | 2 | 35 | 24 | 11 | *^17 | *^127.5 | 0 | 0 | 0 | 0 | 1 | 1 | 2 | 1 | 0 |
| 2015 | Baltimore | 16 | 16 | 48 | 29 | 19 | *6.0 | 33.0 | 0 | 0 | 0 | 0 | 1 | 1 | 1 | 2 | 0 |
| Totals | | 138 | 96 | 378 | 264 | 114 | 96.0 | 613.0 | 1 | 27 | 27 | 0 | 17 | 17 | 22 | 12 | 13 |

^RAVENS FRANCHISE RECORD

*LED TEAM

CAREER SINGLE-GAME HIGHS (REGULAR SEASON)

Total Tackles:

8 2 times (last: 1/1/12 vs. KC)

Solo Tackles:

7 (9/20/09 vs. Cle.)

Sacks:

4 (9/20/09 vs. Cle.)

INTs:

1 (9/9/07 at Buf.)

Passes Defensed:

3 (9/30/07 at Ind.)

Forced Fumbles:

2 2 times (last: 10/13/13 vs. GB)

Fumble Recoveries:

2 (12/30/07 vs. Min.)

POSTSEASON

| Year | Team | GP | GS | TACKLES | | | SACKS | | INTERCEPTIONS | | | | | FUMBLES | | | | |
|---------------|-----------|----------|----------|----------|----------|----------|------------|-------------|---------------|----------|----------|----------|----------|----------|----------|----------|----------|---|
| | | | | TT | Solo | Asst. | No. | Yards | No. | Yards | LG | TD | PD | FF | FR | Yards | | |
| 2011 | Denver | 2 | 2 | 3 | 2 | 1 | 1.0 | 11.0 | 0 | 0 | 0 | 0 | 0 | 0 | 0 | 1 | 0 | 0 |
| 2012 | Denver | 1 | 1 | 3 | 2 | 1 | 0.5 | 3.5 | 0 | 0 | 0 | 0 | 0 | 0 | 0 | 0 | 0 | 0 |
| 2014 | Baltimore | 2 | 0 | 3 | 3 | 0 | 2.0 | 18.0 | 0 | 0 | 0 | 0 | 0 | 0 | 0 | 0 | 0 | 0 |
| Totals | | 5 | 3 | 9 | 7 | 2 | 3.5 | 32.5 | 0 | 0 | 0 | 0 | 0 | 0 | 1 | 0 | 0 | |

SACKS OF DOOM

In 2013, the Ravens signed free agent **OLB Elvis Dumervil**, who spent his first seven seasons with Denver. Dumervil has totaled 378 tackles (264 solo), 96 sacks, 22 FFs, 12 FRs, 1 INT and 17 passes defensed in his career. He had a team-high (and single-season franchise record) 17 QB drops in 2014 and owned a team-best 6 in 2015. Since entering the NFL in 2006, Doom's 96 sacks tie for third among all players.

NFL SACKS LEADERS

(Since 2006 / Dumervil's First NFL Season)

| Rk. | Player | Sacks | Yards |
|-----|------------------------------|-------------|--------------|
| 1. | DeMarcus Ware (Den.) | 126.5 | 814.0 |
| 2. | Jared Allen (Car.) | 116.0 | 739.5 |
| 3. | Elvis Dumervil (Bal.) | 96.0 | 613.0 |
| | Mario Williams (Buf.) | 96.0 | 551.5 |

DOOM'S DUAL SACKS

Though he missed 2010 due to injury (torn pectoral), **OLB Elvis Dumervil's** 31 games with at least 1.5 sacks tie for the NFL's most since 2006. "Doom" had seven such games in 2014 and two in 2015, including his 1.5-sack effort on Monday night (11/30/15) at Cleveland.

MULTIPLE-SACK (1.5 OR MORE) GAMES (Since 2006)

| Rk. | Player | Multiple Sack Games |
|-----|------------------------------|---------------------|
| 1. | Elvis Dumervil (Bal.) | 31 |
| | Jared Allen (Car.) | 31 |
| 3. | DeMarcus Ware (Den.) | 30 |
| 4. | Robert Mathis (Ind.) | 25 |
| 5. | Julius Peppers (GB) | 24 |



BALTIMORE
RAVENS

26

MATT ELAM
SAFETY | 5-10 | 200

COLLEGE: Florida **HS:** William T. Dwyer (West Palm Beach, FL)
BORN: 9/21/91, Palm Beach Gardens, FL
EXP. (NFL/RAVENS): 3/3 **GP/GS (PLAYOFFS):** 32/26 (2/1)

KEY TRANSACTIONS:

- Matt Elam was placed on Injured Reserve (biceps) on 8/31/15
- Selected by the Ravens in the first round (32nd overall) of the 2013 NFL Draft
- Elected to forego his senior season at Florida to declare for the 2013 NFL Draft

2015 SEASON HIGHLIGHTS: Missed the entire season after being placed on Injured Reserve (biceps)...Suffered a torn biceps in training camp on 8/1

CAREER HIGHLIGHTS:

- Recorded 47 tackles (29 solo), 5 PD, 1 FF and his first-career sack (a half-sack) in 2014 for a defense that finished second (tied with Philadelphia) in the league with 49 sacks (Buffalo - 54)
- Finished his rookie season (2013) with 76 tackles (53 solo), 3 PD, 2 FRs and 1 INT
- Established a career high (tied twice) with 10 tackles (7 solo) and his first-career INT at Det. (12/16/13)
- Started his first-career game and posted 5 tackles vs. Cle. (9/15/13)

2015

GAME-BY-GAME DEFENSE

RAVENS

| Date/Opp. | TT | Solo | Asst. | Sacks | INT | PD | FF | FR |
|----------------|----------|----------|----------|------------|------------|----------|----------|----------|
| 9/13 @ Den. | | | | | | | | |
| 9/20 @ Oak. | | | | | | | | |
| 9/27 vs. Cin. | | | | | | | | |
| 10/1 @ Pit. | | | | | | | | |
| 10/11 vs. Cle. | | | | | | | | |
| 10/18 @ SF | | | | | | | | |
| 10/26 @ Ari. | | | | | | | | |
| 11/1 vs. SD | | | | | | | | |
| 11/15 vs. Jax. | | | | | | | | |
| 11/22 vs. STL | | | | | | | | |
| 11/30 @ Cle. | | | | | | | | |
| 12/6 @ Mia. | | | | | | | | |
| 12/13 vs. Sea. | | | | | | | | |
| 12/20 vs. KC | | | | | | | | |
| 12/27 vs. Pit. | | | | | | | | |
| 1/3/16 @ Cin. | | | | | | | | |
| Totals | 0 | 0 | 0 | 0-0 | 0-0 | 0 | 0 | 0 |

REGULAR SEASON

| Year | Team | GP | GS | TACKLES | | | SACKS | | INTERCEPTIONS | | | | | FUMBLES | | |
|---------------|-----------|-----------|-----------|--------------------------|-----------|-----------|------------|------------|---------------|-----------|-----------|----------|----------|----------|----------|----------|
| | | | | TT | Solo | Asst. | No. | Yards | No. | Yards | LG | TD | PD | FF | FR | Yards |
| 2013 | Baltimore | 16 | 15 | 76 | 53 | 23 | 0.0 | 0.0 | 1 | 18 | 18 | 0 | 3 | 0 | 2 | 0 |
| 2014 | Baltimore | 16 | 11 | 47 | 29 | 18 | 0.5 | 3.0 | 0 | 0 | 0 | 0 | 5 | 1 | 0 | 0 |
| 2015 | Baltimore | 0 | 0 | INJURED RESERVE - BICEPS | | | -- | -- | -- | -- | -- | -- | -- | -- | -- | -- |
| Totals | | 32 | 26 | 123 | 82 | 41 | 0.5 | 3.0 | 1 | 18 | 18 | 0 | 8 | 1 | 2 | 0 |

SPECIAL TEAMS TACKLES (3): 2013 (1); 2014 (2)

CAREER SINGLE-GAME HIGHS (REGULAR SEASON)

Total Tackles: 10 3 times (last: 9/11/14 vs. Pit.)
Solo Tackles: 7 2 times (last: 12/29/13 at Cin.)
Sacks: 0.5 (11/2/14 at Pit.)
INTs: 1 (12/16/13 at Det.)
Passes Defensed: 1 8 times (last: 12/28/14 vs. Cle.)
Forced Fumbles: 1 (10/5/14 at Ind.)
Fumble Recoveries: 1 2 times (last: 12/8/13 vs. Min.)

Additional Statistics: Intercepted a 2-point conversion during playoffs (WC at Pit. 1/3/15)

POSTSEASON

| Year | Team | GP | GS | TACKLES | | | SACKS | | INTERCEPTIONS | | | | | FUMBLES | | |
|---------------|-----------|----------|----------|----------|----------|----------|------------|------------|---------------|----------|----------|----------|----------|----------|----------|----------|
| | | | | TT | Solo | Asst. | No. | Yards | No. | Yards | LG | TD | PD | FF | FR | Yards |
| 2014 | Baltimore | 2 | 1 | 1 | 1 | 0 | 0.0 | 0.0 | 0 | 0 | 0 | 0 | 0 | 0 | 0 | 0 |
| Totals | | 2 | 1 | 1 | 1 | 0 | 0.0 | 0.0 | 0 | 0 | 0 | 0 | 0 | 0 | 0 | 0 |



BALTIMORE
RAVENS

5

JOE FLACCO
QUARTERBACK | 6-6 | 245

COLLEGE: Delaware HS: Audubon (NJ)
BORN: 1/16/85, Voorhees, NJ
EXP. (NFL/RAVENS): 8/8 GP/GS (PLAYOFFS): 122/122 (15/15)

KEY TRANSACTIONS:

- Joe Flacco was placed on Injured Reserve (knee) on 11/24/15
- Re-signed (six-year contract) with the Ravens on 3/4/13
- Originally selected by the Ravens in the first round (18th overall) of the 2008 NFL Draft...Flacco became the second NCAA Division I FCS (formerly I-AA) QB ever selected in the first round and the first since Steve McNair (Alcorn State) was the third-overall pick by Houston in 1995

2015 SEASON HIGHLIGHTS: Led the Ravens on three game-winning drives (fourth quarter or OT), throwing for 2,791 yards and 14 TDs on 266-of-413 passing, before sustaining a season-ending knee injury in his 122nd-consecutive start (fifth-longest streak in NFL history)...Helped lead the league's No. 8 passing attack (266.9 ypg), which gained a single-season franchise-record 4,271 net passing yards...Baltimore also posted the second-most net yards (5,749) in team history

- Sustained a season-ending knee injury (but still finished the game) while engineering his 24th-career GW drive (K Justin Tucker 47-yard FG) in the 16-13 victory in **game 10 vs. STL (11/22)**...Was 27-of-44 for 299 yards and 1 TD

- Threw for 316 yards and 3 TDs on 34-of-45 passing, his 26th-career 300-yard contest and 14th with at least 3 passing TDs, in **game 9 vs. Jax. (11/15)**
- Completed 25 of 37 attempts for 319 yards, 1 TD and a 103.3 rating in the 29-26 victory in **game 8 vs. SD (11/1)**... Also rushed for a 1-yard TD...The game-winning drive that resulted in a Tucker FG as the clock ran out was the 23rd of Flacco's career in the fourth quarter or overtime
- Was 33-of-53 passing for 343 yards and 2 TDs, leading an offense that produced 420 net yards (a franchise-first fifth-consecutive 350-yard effort), in **game 6 at SF (10/18)**
- Posted a rushing and passing TD for the seventh time in his career, leading an offense that scored four TDs in five red zone trips in **game 5 vs. Cle. (10/11)**
- Led his 22nd-career game-winning drive, finishing the contest 20-of-33 passing for 189 yards and 1 TD in the 23-20 come-from-behind, overtime victory in **game 4 at Pit. (10/1)**
- Directed an offense that gained the sixth-most net yards (493) in franchise history in **game 2 at Oak. (9/20)**...Threw for 384 yards, the fourth-best mark in franchise history

REGULAR SEASON

| Year | Team | GP | GS | PASSING | | | | | | | | RUSHING | | | | | | |
|---------------|-----------|------------|------------|--------------|--------------|---------------|-------------|-------------|------------|------------|------------|------------------|-------------|------------|------------|------------|------------|-----------|
| | | | | Att. | Comp. | Yards | Comp% | Yds/Att | TD | INT | LG | Sack/Lost | Rating | No. | Yards | Avg. | LG | TD |
| 2008 | Baltimore | 16 | 16 | 428 | 257 | 2,971 | 60.0 | 6.94 | 14 | 12 | 70t | 32/276 | 80.3 | 52 | 180 | 3.5 | 38t | 2 |
| 2009 | Baltimore | 16 | 16 | 499 | 315 | 3,613 | 63.1 | 7.24 | 21 | 12 | 72t | 36/218 | 88.9 | 35 | 56 | 1.6 | 10 | 0 |
| 2010 | Baltimore | 16 | 16 | 489 | 306 | 3,622 | 62.6 | 7.41 | 25 | 10 | 67 | 40/294 | 93.6 | 43 | 84 | 2.0 | 14 | 1 |
| 2011 | Baltimore | 16 | 16 | 542 | 312 | 3,610 | 57.6 | 6.66 | 20 | 12 | 74t | 31/203 | 80.9 | 39 | 88 | 2.3 | 33 | 1 |
| 2012 | Baltimore | 16 | 16 | 531 | 317 | 3,817 | 59.7 | 7.19 | 22 | 10 | 61t | 35/227 | 87.7 | 32 | 22 | 0.7 | 16 | 3 |
| 2013 | Baltimore | 16 | 16 | 614 | 362 | 3,912 | 59.0 | 6.37 | 19 | 22 | 74 | 48/324 | 73.1 | 27 | 131 | 4.9 | 22 | 1 |
| 2014 | Baltimore | 16 | 16 | 554 | 344 | 3,986 | 62.1 | 7.18 | 27 | 12 | 80t | 19/167 | 91.0 | 39 | 70 | 1.8 | 15 | 2 |
| 2015 | Baltimore | 10 | 10 | 413 | 266 | 2,791 | 64.4 | 6.76 | 14 | 12 | 50t | 16/124 | 83.1 | 13 | 23 | 1.8 | 16 | 3 |
| Totals | | 122 | 122 | 4,070 | 2,479 | 28,322 | 60.9 | 6.96 | 162 | 102 | 80t | 257/1,833 | 84.7 | 280 | 654 | 2.3 | 38t | 13 |

CAREER SINGLE-GAME HIGHS (REGULAR SEASON)

| | | |
|---|--|---|
| Most Attempts: 62 2 times (last: 9/7/14 vs. Cin.) | Most Completions: 35 (9/7/14 vs. Cin.) | Most Carries / Rushing Yards: 8 (9/25/11 at STL) / 57 (11/16/08 at NYG) |
| Most Yards Passing: 389 (9/25/11 at STL) | Most Touchdowns: 5 (10/12/14 at TB) | Longest Gain Rushing: 38t (9/7/08 vs. Cin.) |
| Longest Gain: 80t (9/7/14 vs. Cin.) | QB Rating: 149.7 (10/12/14 at TB) | Most Rushing Touchdowns: 2 (10/11/15 vs. Cle.) |

300-yard Passing Games: 26 (last: 316 yards, 11/15/15 vs. Jax.)

Additional Statistics: Has 2 receptions for 35 yards (had 1 reception for a career-long 43 yards vs. Oak. 10/26/08)

POSTSEASON

| Year | Team | GP | GS | PASSING | | | | | | | | RUSHING | | | | | | |
|---------------|-----------|-----------|-----------|------------|------------|--------------|-------------|-------------|-----------|-----------|------------|---------------|-------------|-----------|-----------|------------|-----------|----------|
| | | | | Att. | Comp. | Yards | Comp% | Yds/Att | TD | INT | LG | Sack/Lost | Rating | No. | Yards | Avg. | LG | TD |
| 2008 | Baltimore | 3 | 3 | 75 | 33 | 437 | 44.0 | 5.83 | 1 | 3 | 48t | 3/16 | 50.8 | 12 | 5 | 0.4 | 5t | 1 |
| 2009 | Baltimore | 2 | 2 | 45 | 24 | 223 | 53.3 | 4.96 | 0 | 3 | 27 | 1/6 | 39.4 | 7 | 7 | 1.0 | 7 | 0 |
| 2010 | Baltimore | 2 | 2 | 64 | 41 | 390 | 64.1 | 6.09 | 3 | 1 | 28 | 9/51 | 90.0 | 9 | 25 | 2.8 | 13 | 0 |
| 2011 | Baltimore | 2 | 2 | 63 | 36 | 482 | 57.1 | 7.65 | 4 | 1 | 42 | 8/60 | 96.1 | 6 | 26 | 4.3 | 14 | 0 |
| 2012 | Baltimore | 4 | 4 | 126 | 73 | 1,140 | 57.9 | 9.05 | 11 | 0 | 70t | 6/38 | 117.2 | 8 | 16 | 2.0 | 14 | 0 |
| 2014 | Baltimore | 2 | 2 | 74 | 46 | 551 | 62.2 | 7.45 | 6 | 2 | 40 | 1/13 | 100.7 | 8 | 8 | 1.0 | 9 | 0 |
| Totals | | 15 | 15 | 447 | 253 | 3,223 | 56.6 | 7.21 | 25 | 10 | 70t | 28/184 | 88.6 | 50 | 87 | 1.7 | 14 | 1 |

5 JOE FLACCO

CAREER HONORS:

- Super Bowl XLVII MVP
- Diet Pepsi Rookie of the Year (*NFL.com* fan vote) in 2008
- NFL Offensive Rookie of the Month (November, 2008)
- *USA Today's* All-Joe Team (players who are critical to their team but don't receive Pro Bowl nods) in 2009 and 2012
- AFC Offensive Player of the Week (Week 6, 2014; Week 1, 2012; Week 9, 2008)
- AFC Rookie of the Week (Week 17, 2008)
- FedEx Air NFL Player of the Week (Week 17, 2014; Week 6, 2014; Week 10, 2012; Week 3, 2012; Week 3, 2011)
- GMC "Never Say Never" Moment of the Week (Week 14, 2013; Week 9, 2011)

CAREER HIGHLIGHTS:

- Leading Baltimore to the Super Bowl XLVII title in 2012, Flacco became the second QB in NFL postseason history (Joe Montana - 1989) to throw 11 TDs and 0 INTs
- Joe Flacco's 85 total wins (including playoffs) rank fourth among starting QBs since he entered the NFL in 2008
- Flacco's 72 regular season victories from 2008-14 are the most by a starting QB in the first seven seasons of a career in NFL history. His 75 wins through eight seasons (2008-15) stand as the fifth most all time
- Flacco's 10 career playoff wins rank as the most among starting QBs since 2008 (Tom Brady is next with eight)
- Flacco's seven-career postseason road wins rank as the most by a QB in NFL history (Eli Manning is next with five)
- Flacco is the only starting QB in NFL history (since the 1970 merger) to win a playoff game in each of his first five seasons (2008-12)
- Is the Ravens' all-time leading passer in yards (28,322), TD passes (162), completions (2,479) and attempts (4,070)... Ranks second in completion percentage (60.9)
- Owns the Ravens' franchise record for 300-yard passing games (26)

- Flacco's 137-consecutive starts (including playoffs) ranked as the most to begin a career by a QB in NFL history...Streak was snapped on 11/30/15 after he suffered a season-ending knee injury in the previous week's game
- Flacco has 24 career game-winning drives (22 regular season and 2 playoff) in the fourth quarter or overtime
- Became the fastest player in NFL history to throw 5 TDs (16:03 into the game) in the 48-17 victory at TB (10/12/14)... Finished the game 21-of-28 (75%) for 306 yards, 5 TDs (tying a team record) and 0 INTs to produce a franchise-record 149.7 QB rating
- Flacco has thrown at least 2 TD passes in eight-straight playoff games, marking the longest streak in NFL postseason history
- Flacco has 25-career postseason TD passes, tied (Brett Favre) for second most in a QB's first eight seasons. (Tom Brady is first with 26.)
- Flacco's streak of 197 passes without throwing an interception in the postseason (from 1/22/12 to 1/10/15) is the second-longest streak in NFL playoff history (Drew Brees, 226)
- In the Ravens' last 10 playoff games (since the 2010 season), Flacco is 196-of-327 for 2,563 yards, 24 TDs and 4 INTs (104.1 rating)...The Ravens are 7-3 in these contests
- In Baltimore's last six playoff games (5-1 record), Flacco has thrown 17 TDs and 2 INTs...Completing 119 of 200 passes for 1,691 yards, he owns a stellar 111.1 QB rating
- Became the NFL's first rookie QB to win two playoff games in the 2008 Divisional Playoff win at Ten. (1/10/09)
- The tandem of John Harbaugh and Flacco, which in 2008 set the NFL record for most wins ever (13, including playoffs) by a rookie head coach starting a rookie QB, also own the league mark for earning the playoffs in their first five seasons (2008-12)
- Flacco has 47 career regular season wins at home, tied (A. Rodgers) for second most among starting QBs since Flacco entered the NFL in 2008 (Tom Brady - 52).

2015

GAME-BY-GAME

RAVENS

| Date/Opp. | PASSING | | | | | | | | | | RUSHING | | | | |
|----------------|------------|------------|--------------|-------------|-------------|-----------|-----------|------------|---------------|-------------|-----------|-----------|------------|-----------|----------|
| | Att. | Comp. | Yards | Comp% | Yds/Att | TD | INT | LG | Sack/Lost | Rating | No. | Yards | Avg. | LG | TD |
| 9/13 @ Den. | 32 | 18 | 117 | 56.3 | 3.66 | 0 | 2 | 22 | 2/17 | 38.2 | 0 | 0 | 0.0 | 0 | 0 |
| 9/20 @ Oak. | 45 | 32 | 384 | 71.1 | 8.53 | 2 | 1 | 38 | 0/0 | 102.5 | 2 | 2 | 1.0 | 2 | 0 |
| 9/27 vs. Cin. | 49 | 32 | 362 | 65.3 | 7.39 | 2 | 1 | 50t | 0/0 | 92.4 | 0 | 0 | 0.0 | 0 | 0 |
| 10/1 @ Pit. | 33 | 20 | 189 | 60.6 | 5.73 | 1 | 1 | 20 | 5/21 | 73.9 | 3 | 0 | 0.0 | 0 | 0 |
| 10/11 vs. Cle. | 35 | 19 | 210 | 54.3 | 6.00 | 1 | 0 | 48 | 1/14 | 81.8 | 2 | 2 | 1.0 | 1t | 2 |
| 10/18 @ SF | 53 | 33 | 343 | 62.3 | 6.47 | 2 | 2 | 34t | 0/0 | 77.8 | 0 | 0 | 0.0 | 0 | 0 |
| 10/26 @ Ari. | 40 | 26 | 252 | 65.0 | 6.30 | 1 | 1 | 31 | 3/31 | 80.4 | 0 | 0 | 0.0 | 0 | 0 |
| 11/1 vs. SD | 37 | 25 | 319 | 67.6 | 8.62 | 1 | 0 | 46 | 3/26 | 103.3 | 4 | 2 | 0.5 | 2 | 1 |
| 11/15 vs. Jax. | 45 | 34 | 316 | 75.6 | 7.02 | 3 | 2 | 29 | 1/8 | 98.0 | 2 | 17 | 8.5 | 16 | 0 |
| 11/22 vs. STL | 44 | 27 | 299 | 61.4 | 6.80 | 1 | 2 | 46 | 1/7 | 70.2 | 0 | 0 | 0.0 | 0 | 0 |
| 11/30 @ Cle. | | | | | | | | | | | -- | -- | -- | -- | -- |
| 12/6 @ Mia. | | | | | | | | | | | -- | -- | -- | -- | -- |
| 12/13 vs. Sea. | | | | | | | | | | | -- | -- | -- | -- | -- |
| 12/20 vs. KC | | | | | | | | | | | -- | -- | -- | -- | -- |
| 12/27 vs. Pit. | | | | | | | | | | | -- | -- | -- | -- | -- |
| 1/3/16 @ Cin. | | | | | | | | | | | -- | -- | -- | -- | -- |
| Totals | 413 | 266 | 2,791 | 64.4 | 6.76 | 14 | 12 | 50t | 16/124 | 83.1 | 13 | 23 | 1.8 | 16 | 3 |



RAVENS PLAYER NOTES

FRANCHISE LEADER



Prior to sustaining a 2015 season-ending knee injury in Week 11 vs. St. Louis, **QB Joe Flacco** had thrown for 2,791 yards, ranking as the NFL's sixth most. Flacco was on pace to set a career- and franchise-record 4,466 yards in 2015. He also had thrown for 14 TDs and 12 INTs (83.1 rating) before being injured.

RAVENS CAREER PASSING LEADERS

| Rk. | Player | G | Att | Cmp | Pct | Yards | TD | INT | Rate |
|-----|---------------|-----|-------|-------|------|--------|-----|-----|------|
| 1. | Joe Flacco | 122 | 4,070 | 2,479 | 60.9 | 28,322 | 162 | 102 | 84.7 |
| 2. | Kyle Boller | 53 | 1,311 | 746 | 56.9 | 7,846 | 45 | 44 | 71.9 |
| 3. | V. Testaverde | 29 | 1,019 | 596 | 58.5 | 7,148 | 51 | 34 | 82.8 |

FOOTBALL IRONMAN

2015's Week 12 tilt in Cleveland was the first game **QB Joe Flacco** (knee) has missed in his career, snapping a streak of 137-straight starts (including playoffs). Prior to being injured in Week 11 vs. St. Louis, he had 122-consecutive regular season starts under his belt, marking the fifth-longest streak in NFL history.

MOST CONSECUTIVE STARTS BY A QUARTERBACK / NFL HISTORY

| Rk. | Player (Years) | Games |
|-----|------------------------------|-------|
| 1. | Brett Favre (1992-2010) | 297 |
| 2. | Peyton Manning (1998-2011) | 208 |
| 3. | Eli Manning (2004-present) | 183 |
| 4. | Philip Rivers (2006-present) | 160 |
| 5. | Joe Flacco (2008-15) | 122 |
| 6. | Ron Jaworski (1977-84) | 116 |

LEADER OF 300s

Prior to his season-ending knee injury, **QB Joe Flacco** had five 300-yard passing games in 2015, tying his career high (2012 & 2014) and the team record he shares with Vinny Testaverde (1996).

300-YARD PASSING GAMES (Ravens Single Seasons)

| | | |
|----|-------------------------|---|
| 1. | Joe Flacco (2015) | 5 |
| | Joe Flacco (2014) | 5 |
| | Joe Flacco (2012) | 5 |
| | Vinny Testaverde (1996) | 5 |
| 4. | Joe Flacco (2011) | 4 |

300-YARD PASSING GAMES (Ravens Career History)

| | | |
|----|-------------------------|----|
| 1. | Joe Flacco (2008-15) | 26 |
| 2. | V. Testaverde (1996-97) | 8 |
| 3. | Steve McNair (2006-07) | 2 |
| | Jeff Blake (2002) | 2 |
| | Eric Zeier (1996-97) | 2 |

RAVENS RECORDS

QB Joe Flacco has posted four of the Top 5 passing games and five of the Top 6 passing seasons in team history. He also owns a franchise-record 41 100-plus single-game QB ratings.

RAVENS SINGLE-GAME PASSING YARDS

| Yards | Player | Opp./Date |
|------------|-------------------|-------------------------|
| 429 | Vinny Testaverde | vs. STL, 10/27/96 |
| 389 | Joe Flacco | at STL, 9/25/11 |
| 385 | Joe Flacco | at Min., 10/18/09 |
| 384 | Joe Flacco | at Oak., 9/20/15 |
| 382 | Joe Flacco | vs. NE, 9/23/12 |

RAVENS SINGLE-SEASON PASSING YARDS

| Rk. | Player (Year) | Cmp-Att | Pct. | Yards | TD | INT | Rate |
|-----|---------------------|---------|------|-------|----|-----|------|
| 1. | V. Testaverde ('96) | 325-549 | 59.2 | 4,177 | 33 | 19 | 88.7 |
| 2. | Joe Flacco ('14) | 344-554 | 62.0 | 3,986 | 27 | 12 | 91.0 |
| 3. | Joe Flacco ('13) | 362-614 | 59.0 | 3,912 | 19 | 22 | 73.1 |
| 4. | Joe Flacco ('12) | 317-531 | 59.7 | 3,817 | 22 | 10 | 87.7 |
| 5. | Joe Flacco ('10) | 306-489 | 62.6 | 3,622 | 25 | 10 | 93.6 |

JUST-WIN JOE

• **QB Joe Flacco's** 85 total wins (including playoffs) rank fourth most among starting NFL quarterbacks since Flacco entered the league in 2008.

• Flacco has 47 career regular season wins at home, tied (A. Rodgers) for second most among starting QBs since Flacco entered the NFL in 2008 (Tom Brady - 52).

• Baltimore is 35-6 when Flacco posts at least a 100.0 QB rating. Baltimore is 21-3 when he is 110.0 or better.

• Flacco's 72 regular season victories from 2008-14 are the most by a starting QB in the first seven seasons of a career in NFL history. His 75 wins through eight seasons (2008-15) stand as the fifth most all time (see chart right).

MOST TOTAL WINS BY QBs (Includes Playoffs / Since 2008)

| Rk. | Player | Record |
|-----|----------------|--------|
| 1. | Tom Brady | 94-33 |
| 2. | Peyton Manning | 88-30 |
| 3. | Aaron Rodgers | 87-45 |
| 4. | Joe Flacco | 85-52 |
| 5. | Drew Brees | 82-52 |

MOST REG. SEASON WINS BY QUARTERBACKS (First Seven Seasons / NFL History)

| Rk. | Player | Wins |
|-----|------------------------------|------|
| 1. | Joe Flacco (2008-14) | 72 |
| 2. | Tom Brady (2000-06) | 70 |
| 3. | Ben Roethlisberger (2004-10) | 69 |

MOST REG. SEASON WINS BY QUARTERBACKS (First Eight Seasons / NFL History)

| Rk. | Player | Wins |
|-----|------------------------------|------|
| 1. | Tom Brady (2000-07) | 86 |
| 2. | Ben Roethlisberger (2004-11) | 80 |
| | Peyton Manning (1998-2005) | 80 |
| 4. | Jim Kelly (1986-93) | 76 |
| 5. | Joe Flacco (2008-15) | 75 |

PLAYOFF PERFECTION

Super Bowl XLVII MVP **QB Joe Flacco** was masterful during the Ravens' 2012 playoff run, completing 73 of 126 passes for 1,140 yards, 11 TDs and 0 INTs to produce a 117.2 passer rating. Flacco joined Hall of Fame QB Joe Montana (1989) as the only players to produce 11 TDs and 0 INTs during an NFL postseason.

JOE FLACCO STATISTICS / 2012 PLAYOFFS

| Game (Opp./Rd.) | Cmp-Att | Pct. | Yards | TD | INT | Rate |
|-----------------------------|---------------|-------------|--------------|-----------|----------|--------------|
| 1/06/13 vs. Ind. (WC) | 12-23 | 52.2 | 282 | 2 | 0 | 125.6 |
| 1/12/13 at Den. (Div.) | 18-34 | 52.9 | 331 | 3 | 0 | 116.2 |
| 1/20/13 at NE (AFC) | 21-36 | 58.3 | 240 | 3 | 0 | 106.3 |
| 2/03/13 at SF (SB) | 22-33 | 66.6 | 287 | 3 | 0 | 124.2 |
| Totals (Record: 4-0) | 73-126 | 57.9 | 1,140 | 11 | 0 | 117.2 |

Flacco Quick Hits:

• In his final six games of 2012 (including playoffs and dating back to 12/23 of the regular season), Flacco was 102-of-170 for 1,483 yards, 13 TDs and 0 INTs, producing a 113.9 passer rating.

• Flacco, Joe Montana (1989) and Kurt Warner (2008) are the only QBs in NFL history to throw 11 TDs in a single postseason. Neither Flacco nor Montana threw an INT in their postseasons.

POSTSEASON BESTS

PASSING YARDS

(Single-Season Playoff History)

| | | |
|----|--------------------|-------|
| 1. | Eli Manning (2011) | 1,219 |
| 2. | Kurt Warner (2008) | 1,147 |
| 3. | Joe Flacco (2012) | 1,140 |

PASSING TOUCHDOWNS

(Single-Season Playoff History)

| | | |
|----|--------------------|----|
| 1. | Joe Flacco (2012) | 11 |
| | Joe Montana (1989) | 11 |
| | Kurt Warner (2008) | 11 |

PASSING FIRST DOWNS

(Single-Season Playoff History)

| | | |
|----|-----------------------|----|
| 1. | Eli Manning (2011) | 61 |
| 2. | Tom Brady (2014) | 55 |
| | Peyton Manning (2006) | 55 |
| 4. | Joe Flacco (2012) | 53 |
| | Aaron Rodgers (2010) | 53 |

PASSER RATING (Min. 80 Att.)

(Single-Season Playoff History)

| | | |
|----|--------------------|-------|
| 1. | Joe Montana (1989) | 146.4 |
| 2. | Troy Aikman (1992) | 126.4 |
| 3. | Joe Flacco (2012) | 117.2 |
| | Steve Young (1994) | 117.2 |
| 5. | Joe Montana (1988) | 117.0 |

RAVENS PLAYER NOTES

JANUARY JOE



- In the Ravens' last 10 playoff games (since the 2010 season), Flacco is 196-of-327 for 2,563 yards, 24 TDs and 4 INTs (104.1 rating). He has led the Ravens to a 7-3 record in these contests.
- In Baltimore's last six playoff games (5-1 record), Flacco has thrown 17 TDs and 2 INTs. Completing 119 of 200 passes for 1,691 yards, he owns a magnificent 111.1 QB rating.

- Flacco has thrown at least 2 TDs in eight-straight playoff games, marking the longest streak in NFL postseason history.
- Flacco has 25-career postseason TD passes, tied (Brett Favre) for second most in a QB's first eight seasons. (Tom Brady is first - 26.)
- Flacco's streak of 197 passes without throwing an INT in the postseason (from 1/22/12 to 1/10/15) is the second longest in NFL playoff history (Drew Brees, 226). Joe Montana (179 from 1989-91) and Steve Young (173 from 1994-96) are third and fourth, respectively.
- Among active QBs, Flacco's 25 playoff TD passes rank fourth most (Tom Brady - 56, Peyton Manning - 40 & Aaron Rodgers - 27).
- Flacco's 3,223 career passing yards in the playoffs rank sixth most among active quarterbacks.
- Flacco's 10 career playoff victories are the most among NFL quarterbacks since he entered the league in 2008.
- Flacco has seven career road wins in the playoffs (including two apiece in each of the 2008 and 2012 campaigns), ranking as the most by a QB in league history (Eli Manning is next with five).

PLAYOFF WINS (BY QBs / SINCE 2008)

1. Joe Flacco 10
2. Tom Brady 8
3. Peyton Manning 7
- Aaron Rodgers 7
- Russell Wilson 7

ROAD PLAYOFF WINS (BY QBs / NFL HISTORY)

1. Joe Flacco 7
2. Eli Manning 5
3. L. Dawson, J. Delhomme . . 4
- A. Rodgers, B. Roethlisberger . 4
- M. Sanchez, R. Staubach . . 4

FLACCO SPLITS

Here are Baltimore's regular season records since 2008 when **QB Joe Flacco** hits a certain milestone or plays in a particular game:

| | | | |
|--|-------|--|-------|
| With 300 passing yards | 16-10 | On Grass | 21-19 |
| With 3-or-more TD passes | 11-3 | vs. AFC North | 28-17 |
| When not throwing an INT | 47-9 | vs. AFC | 55-36 |
| With at least 4 comps. of 25+ yards . . | 9-4 | vs. NFC | 20-11 |
| With at least a 100 QB rating | 35-6 | In September | 17-10 |
| With at least a 110 QB rating | 21-3 | In October | 14-15 |
| When not sacked | 14-6 | In November | 24-10 |
| Playing in < 40 degree weather | 10-5 | In December/January | 20-12 |
| On Turf | 54-28 | In season's final four games | 19-9 |

FLACCO IS THE FASTEST

QB Joe Flacco threw 5 TD passes in the 2014 48-17 win at TB, becoming the fastest QB since the 1970 AFL-NFL merger to reach the 5-passing TD mark in a game. He bested the next quickest time, set by Ben Roethlisberger in 2007. (Source: Elias SB)

FASTEST QBs TO REACH 5 TDs IN GAME / SINCE 1970 MERGER

| <u>Quarterback</u> | <u>Time</u> | <u>Date/Game</u> |
|---------------------------|--------------|-----------------------|
| Joe Flacco (Bal.) | 16:03 | 10/12/14 at TB |
| Ben Roethlisberger (Pit.) | 28:09 | 11/5/07 vs. Bal. |
| Donovan McNabb (Phi.) | 28:12 | 12/5/04 vs. GB |
| Tommy Kramer (Min.) | 28:55 | 9/28/86 vs. GB |
| Peyton Manning (Ind.) | 29:03 | 9/26/04 vs. GB |

More about the 5-TD performance at Tampa Bay:

- Flacco became the first NFL QB since Tommy Kramer (in 1986) to throw 4 TDs in a first quarter. Flacco's 4 passing TDs in the first quarter are the most in *any* quarter in Ravens franchise history.
- Flacco's 5 total passing TDs tie (Tony Banks, 9/10/00 vs. Jax) for the most in Ravens single-game history.
- Flacco's 149.7 passer rating set a franchise record and was the NFL's eighth best in 2014. He was 21-of-28 (75.0%) for 306 yards and 0 INTs.
- Flacco connected with four different receivers on his 5 TDs (Torrey Smith - 2, **Kamar Aiken**, **Michael Campanaro** and **Steve Smith Sr.**).

GAME-WINNING DRIVES 24 (22 REGULAR SEASON, 2 PLAYOFFS)

GAME-WINNING DRIVES IN FOURTH QUARTER OR OVERTIME (24 TOTAL)

| <u>Date/Opp.</u> | <u>Drive Length</u> | <u>Scoring Play</u> | <u>Time Left</u> | <u>Score</u> |
|-------------------------|----------------------------|---|------------------|---------------------|
| 11/02/08 at Cle. | 5 plays, 59 yards in 1:54 | Stover 22-yard field goal | 5:36 | 30-27 |
| 01/10/09 at Ten. (Div.) | 9 plays, 51 yards in 3:30 | Stover 43-yard field goal | 0:53 | 13-10 |
| 09/13/09 vs. KC | 8 plays, 74 yards in 3:15 | Clayton 31-yard pass from Flacco | 2:06 | 38-24 |
| 11/29/09 vs. Pit. | 6 plays, 17 yards in 3:23 | Cundiff 29-yard field goal | 6:42 (OT) | 20-17 |
| 09/26/10 vs. Cle. | 10 plays, 69 yards in 5:41 | Boldin 27-yard pass from Flacco | 9:13 | 21-17 |
| 10/03/10 at Pit. | 4 plays, 40 yards in 0:36 | Houshmandzadeh 18-yard pass from Flacco | 0:32 | 17-14 |
| 10/24/10 vs. Buf. | 4 plays, 9 yards in 1:58 | Cundiff 38-yard field goal | 10:54 (OT) | 37-34 |
| 12/19/10 vs. NO | 5 plays, 66 yards in 1:31 | Cundiff 32-yard field goal | 10:03 | 27-24 (30-24 final) |
| 10/30/11 vs. Ari. | 5 plays, 37 yards in 0:52 | Cundiff 25-yard field goal | 0:00 | 30-27 |
| 11/06/11 at Pit. | 13 plays, 92 yards in 2:16 | T. Smith 26-yard pass from Flacco | 0:08 | 23-20 |
| 11/24/11 vs. SF | 16 plays, 76 yards in 7:34 | Pitta 8-yard pass from Flacco | 14:56 | 13-6 (16-6 final) |
| 09/23/12 vs. NE | 7 plays, 70 yards in 1:55 | Tucker 27-yard field goal | 0:00 | 31-30 |
| 11/04/12 at Cle. | 9 plays, 81 yards in 4:22 | T. Smith 19-yard pass from Flacco | 4:26 | 22-15 (25-15 final) |
| 11/25/12 at SD | 12 plays, 40 yards in 3:09 | Tucker 38-yard field goal | 0:00 | 13-13 |
| | 12 plays, 69 yards in 3:49 | Tucker 38-yard field goal | 1:07 (OT) | 16-13 |
| 01/12/13 at Den. (Div.) | 3 plays, 77 yards in :38 | J. Jones 70-yard pass from Flacco | 0:31 | 35-35 |
| | 6 plays, 16 yards in 2:33 | Tucker 47-yard field goal | 13:18 (2OT) | 38-35 |
| 10/06/13 at Mia. | 7 plays, 34 yards in 2:25 | Tucker 44-yard field goal | 1:42 | 26-23 |
| 11/10/13 vs. Cin. | 8 plays, 28 yards in 4:34 | Tucker 46-yard field goal | 5:27 (OT) | 20-17 |
| 12/08/13 vs. Min. | 5 plays, 80 yards in 0:41 | M. Brown 9-yard pass from Flacco | 0:04 | 29-26 |
| 12/16/13 at Det. | 7 plays, 24 yards in 1:43 | Tucker 61-yard field goal | 0:38 | 18-16 |
| 09/21/14 at Cle. | 6 plays, 37 yards in 1:58 | Tucker 32-yard field goal | 0:00 | 23-21 |
| 12/28/14 vs. Cle. | 2 plays, 69 yards in :50 | T. Smith 16-yard pass from Flacco | 7:33 | 13-10 (20-10 final) |
| 10/01/15 at Pit. | 7 plays, 45 yards in :58 | J. Tucker 42-yard field goal | 0:03 | 20-20 |
| | 8 plays, 32 yards in 4:33 | J. Tucker 52-yard field goal | 5:08 (OT) | 23-20 |
| 11/01/15 vs. SD | 9 plays, 59 yards in 2:27 | J. Tucker 39-yard field goal | 0:00 | 29-26 |
| 11/22/15 vs. STL | 5 plays, 12 yards in :54 | J. Tucker 47-yard field goal | 0:00 | 16-13 |



BALTIMORE
RAVENS

48

CHASE FORD
TIGHT END | 6-6 | 265

COLLEGE: Miami HS: Corrigan-Camden (Corrigan, TX) HS

BORN: 7/19/90, Corrigan, TX

EXP. (NFL/RAVENS): 3/1 GP/GS (PLAYOFFS): 20/5 (0/0)

KEY TRANSACTIONS:

- Chase Ford was placed on Injured Reserve (shoulder) on 11/30/15
- Signed with Baltimore on 11/17/15
- Originally signed with the Eagles as a rookie free agent on 4/29/12.

2015 SEASON HIGHLIGHTS: Did not see action for the Ravens before being placed on Injured Reserve (shoulder) on 11/30...Sustained an injury in practice after signing with Baltimore on 11/17

- Was a gameday inactive in **game 10 vs. STL (11/22)**

CAREER HIGHLIGHTS:

- Joined the Ravens with 34 receptions for 391 yards (11.5 avg.) and 1 TD (all with the Vikings)
- Recorded a career-best 66 yards on 5 receptions (13.2 avg.) and scored his first-career TD on 11/2/14 vs. Was.
- Posted a career-high 6 catches, finishing the game with 61 receiving yards (10.2 avg.), on 10/26/14 at TB

2015

GAME-BY-GAME OFFENSE

| Date/Opp. | RECEIVING | | | | | RUSHING | | | | |
|-----------------------|----------------------------|----------|------------|----------|----------|----------|----------|------------|----------|----------|
| | No. | Yds. | Avg. | LG | TD | No. | Yds. | Avg. | LG | TD |
| WITH MINNESOTA | | | | | | | | | | |
| 9/14 @ SF | | | | | | -- | -- | -- | -- | -- |
| 9/20 vs. Det. | | | | | | -- | -- | -- | -- | -- |
| 9/27 vs. SD | | | | | | -- | -- | -- | -- | -- |
| 10/4 @ Den. | | | | | | -- | -- | -- | -- | -- |
| 10/18 vs. KC | | | | | | -- | -- | -- | -- | -- |
| 10/25 @ Det. | | | | | | -- | -- | -- | -- | -- |
| 11/1 @ Chi. | | | | | | -- | -- | -- | -- | -- |
| 11/8 vs. STL | | | | | | -- | -- | -- | -- | -- |
| 11/15 @ Oak. | ON VIKINGS' PRACTICE SQUAD | | | | | | | | | |
| WITH BALTIMORE | | | | | | | | | | |
| 11/22 vs. STL | | | | | | -- | -- | -- | -- | -- |
| 11/30 @ Cle. | INJURED RESERVE - SHOULDER | | | | | | | | | |
| 12/6 @ Mia. | INJURED RESERVE - SHOULDER | | | | | | | | | |
| 12/13 vs. Sea. | INJURED RESERVE - SHOULDER | | | | | | | | | |
| 12/20 vs. KC | INJURED RESERVE - SHOULDER | | | | | | | | | |
| 12/27 vs. Pit. | INJURED RESERVE - SHOULDER | | | | | | | | | |
| 1/3/16 @ Cin. | INJURED RESERVE - SHOULDER | | | | | | | | | |
| Totals | 0 | 0 | 0.0 | 0 | 0 | 0 | 0 | 0.0 | 0 | 0 |

REGULAR SEASON

| Year | Team | GP | GS | RECEIVING | | | | | RUSHING | | | | |
|---------------|-----------|-----------|----------|-----------|------------|-------------|-----------|----------|----------|----------|------------|----------|----------|
| | | | | No. | Yards | Avg. | LG | TD | No. | Yards | Avg. | LG | TD |
| 2013 | Minnesota | 9 | 0 | 11 | 133 | 12.1 | 37 | 0 | 0 | 0 | 0.0 | 0 | 0 |
| 2014 | Minnesota | 11 | 5 | 23 | 258 | 11.2 | 22 | 1 | 0 | 0 | 0.0 | 0 | 0 |
| 2015 | Baltimore | 0 | 0 | 0 | 0 | 0.0 | 0 | 0 | 0 | 0 | 0.0 | 0 | 0 |
| Totals | | 20 | 5 | 34 | 391 | 11.5 | 37 | 1 | 0 | 0 | 0.0 | 0 | 0 |

CAREER SINGLE-GAME HIGHS (REGULAR SEASON)

RECEIVING

Receptions: 6 (10/26/14 at TB)
Yardage: 66 (11/2/14 vs. Was.)

Long Gain: 37 (12/15/13 vs. Phi.)
Touchdowns: 1 (11/2/14 vs. Was.)

RUSHING

Carries: None
Yardage: None
Long Gain: None
Touchdowns: None

Additional Statistics: Has 3 KORs for 29 yards (9.7 avg.)



BALTIMORE
RAVENS

29

JUSTIN FORSETT
RUNNING BACK | 5-8 | 195

COLLEGE: California HS: Grace Prep. Academy (Arlington, TX)
BORN: 10/14/85, Lakeland, FL
EXP. (NFL/RAVENS): 8/2 GP/GS (PLAYOFFS): 113/31 (4/3)

1

PRO BOWL

2015 SEASON HIGHLIGHTS: Before being placed on Injured Reserve (arm) on 11/27, produced 641 yards and 2 TDs on 151 carries (4.2 avg.) and 153 yards on 31 receptions for an offense that gained the second-most net yards (5,749) in team history....Prior to suffering the season-ending broken arm, his 641 rushing yards ranked 10th in the NFL

- Suffered a season-ending injury (arm) after gaining 31 yards on 3 carries, including an 18-yard rush, in the opening drive of the 16-13 victory in **game 10 vs. STL (11/22)**...Left the contest with 26 yards on 4 attempts (lost 5 yards on the play in which he was injured)
- Rushed for 69 yards (including 16 during the game-winning drive) on 17 carries for an offense that gained 365 total net yards in the 29-26 victory in **game 8 vs. SD (11/1)**
- Generated 101 scrimmage yards (62 rushing on 17 carries and 39 receiving on 7 catches) for an offense that produced 420 net yards (a franchise-first fifth-consecutive 350-yard effort) in **game 6 at SF (10/18)**
- Ran for 121 yards and 1 TD on 21 carries, producing his ninth-career 100-yard rushing game, and totaled 170 yards from scrimmage (49 receiving), the second-highest single-game mark of his career, in **game 5 vs. Cle. (10/11)**...Part of an offense that scored TDs in four of five red zone appearances (80%) against the Browns
- Carried the ball a career-high 27 times for 150 yards (second most in his career) for an offense that scored 16 unanswered points and produced 191 rushing yards in the 23-20 come-from-behind, overtime victory in **game 4 at Pit. (10/1)**
- Recorded 15 carries for 68 rushing yards (4.5 avg.) for an offense that gained the sixth-most net yards (493) in franchise history in **game 2 at Oak. (9/20)**

KEY TRANSACTIONS:

- Justin Forsett was placed on Injured Reserve (arm) on 11/27/15
- Re-signed (three-year contract) with Baltimore on 3/12/15
- Signed with the Ravens (one-year contract) on 4/4/14
- Originally selected by the Seahawks in the seventh round (233rd overall) of the 2008 NFL Draft

CAREER HONORS:

- Pro Bowl (2014)
- PFWA All-AFC Team (2014)
- AFC Offensive Player of the Week (Week 12, 2014; Week 10, 2014)
- FedEx Ground Player of the Week (Week 12, 2014)

CAREER HIGHLIGHTS:

- Dating back to 2014, Forsett's 1,907 rushing yards rank eighth in the NFL...His 59 runs of 10+ yards since 2014 stand as the NFL's third most
- Notched his eighth-career 100-yard rushing game on 10/1/15 at Pit. with 150 yards (his second-highest single-game total) on a career-high 27 carries
- Saw action in all 16 games (14 starts) in 2014, establishing career highs in all rushing categories...Carried the ball 235 times for 1,266 yards (fifth in the NFL) for a 5.4 average (led all RBs and was third in the NFL) and 8 TDs...Added 44 receptions for 263 yards for an offense that established franchise single-season records in yards (5,838) and points scored (409)...Finished 10th in the NFL with 1,529 total yards from scrimmage in his first season with the Ravens
- Was the NFL's only RB to rush for at least 1,200 yards and average 5.0 yards per carry in 2014...Led the NFL with 17 runs of 20-plus yards, also setting a franchise record
- Became the first Raven since Jamal Lewis in 2003 to rush for 100 yards in three-consecutive games (11/9/14 vs. Ten. - 11/30/14 vs. SD)
- Earned his second-consecutive AFC Offensive Player of the Week Award (Ravens had a bye in Week 11) after rushing 22 times for a career-high 182 yards (8.3 avg.) and a career-high-tying 2 rushing TDs, part of 215 yards rushing by the Ravens, in the 34-27 victory at NO (11/24/14)...With his performances at NO and against Tennessee in Week 10 (112 yards and 2 TDs), Forsett became the first player in franchise history to rush for at least 100 yards and 2 TDs in consecutive games

2015

GAME-BY-GAME OFFENSE

| RAVENS Date/Opp. | RUSHING | | | | | RECEIVING | | | | |
|---------------------|-----------------------|------------|------------|-----------|----------|-----------|------------|------------|-----------|----------|
| | No. | Yds. | Avg. | LG | TD | No. | Yds. | Avg. | LG | TD |
| 9/13 @ Den. | 14 | 43 | 3.1 | 20 | 0 | 4 | 13 | 3.3 | 7 | 0 |
| 9/20 @ Oak. | 15 | 68 | 4.5 | 16 | 0 | 4 | 12 | 3.0 | 7 | 0 |
| 9/27 vs. Cin. | 10 | 13 | 1.3 | 5 | 0 | 4 | 16 | 4.0 | 8 | 0 |
| 10/1 @ Pit. | 27 | 150 | 5.6 | 33 | 0 | 0 | 0 | 0.0 | 0 | 0 |
| 10/11 vs. Cle. | 21 | 121 | 5.8 | 22 | 1 | 4 | 49 | 12.3 | 32 | 0 |
| 10/18 @ SF | 17 | 62 | 3.6 | 22 | 0 | 7 | 39 | 5.6 | 11 | 0 |
| 10/26 @ Ari. | 12 | 36 | 3.0 | 14t | 1 | 3 | 8 | 2.7 | 4 | 0 |
| 11/1 vs. SD | 17 | 69 | 4.1 | 11 | 0 | 1 | 5 | 5.0 | 5 | 0 |
| 11/15 vs. Jax. | 14 | 53 | 3.8 | 16 | 0 | 4 | 11 | 2.8 | 4 | 0 |
| 11/22 vs. STL | 4 | 26 | 6.5 | 18 | 0 | 0 | 0 | 0.0 | 0 | 0 |
| 11/30 @ Cle. | INJURED RESERVE - ARM | | | | | | | | | |
| 12/6 @ Mia. | INJURED RESERVE - ARM | | | | | | | | | |
| 12/13 vs. Sea. | INJURED RESERVE - ARM | | | | | | | | | |
| 12/20 vs. KC | INJURED RESERVE - ARM | | | | | | | | | |
| 12/27 vs. Pit. | INJURED RESERVE - ARM | | | | | | | | | |
| 1/3/16 @ Cin. | INJURED RESERVE - ARM | | | | | | | | | |
| Totals | 151 | 641 | 4.2 | 33 | 2 | 31 | 153 | 4.9 | 32 | 0 |



29 JUSTIN FORSETT

REGULAR SEASON

| Year | Team | GP | GS | RUSHING | | | | | RECEIVING | | | | |
|---------------|--------------|------------|-----------|------------|--------------|------------|------------|-----------|------------|--------------|------------|-----------|----------|
| | | | | No. | Yards | Avg. | LG | TD | No. | Yards | Avg. | LG | TD |
| 2008 | Sea./Ind. | 14 | 0 | 0 | 0 | 0.0 | 0 | 0 | 0 | 0 | 0 | 0 | 0 |
| 2009 | Seattle | 16 | 2 | 114 | 619 | 5.4 | 35 | 4 | 41 | 350 | 8.5 | 47 | 1 |
| 2010 | Seattle | 16 | 5 | 118 | 523 | 4.4 | 32 | 2 | 33 | 252 | 7.6 | 21 | 0 |
| 2011 | Seattle | 16 | 0 | 46 | 145 | 3.2 | 22t | 1 | 23 | 128 | 5.6 | 18 | 0 |
| 2012 | Houston | 16 | 0 | 63 | 374 | 5.9 | 81t | 1 | 3 | 38 | 12.7 | 18 | 0 |
| 2013 | Jacksonville | 9 | 0 | 6 | 31 | 5.2 | 10 | 0 | 15 | 82 | 5.5 | 14 | 0 |
| 2014 | Baltimore | 16 | 14 | *235 | *1,266 | *5.4 | *52 | 8 | 44 | 263 | 6.0 | 26 | 0 |
| 2015 | Baltimore | 10 | 10 | *151 | *641 | *4.2 | 33 | 2 | 31 | 153 | 4.9 | 32 | 0 |
| Totals | | 113 | 31 | 733 | 3,599 | 4.9 | 81t | 18 | 190 | 1,266 | 6.7 | 47 | 1 |

*LED TEAM

CAREER SINGLE-GAME HIGHS (REGULAR SEASON)

RUSHING

Carries: 27 (10/1/15 at Pit.)
Yardage: 182 (11/24/14 at NO)

Long Gain: 81t (11/22/12 at Det.)
Touchdowns: 2 3 times (last: 11/24/14 at NO)

RECEIVING

Receptions: 8 (11/22/09 at Min.)
Yardage: 80 (11/22/09 at Min.)

Long Gain: 47 (11/22/09 at Min.)
Touchdowns: 1 (12/6/09 vs. SF)

100-yard Rushing Games: 9 (last: 121 yards, 10/11/15 vs. Cle.)

KICKOFF RETURNS

| Year | Team | GP | GS | No. | Yards | Avg. | LG | TD | PUNT RETURNS | | | | | |
|---------------|--------------|------------|-----------|-----------|------------|-------------|-----------|----------|--------------|-----------|------------|------------|-----------|----------|
| | | | | | | | | | No. | FC | Yards | Avg. | LG | TD |
| 2008 | Sea./Ind. | 14 | 0 | 18 | 422 | 23.4 | 32 | 0 | 27 | 10 | 263 | 9.7 | 29 | 0 |
| 2009 | Seattle | 16 | 2 | 18 | 432 | 24.0 | 46 | 0 | 16 | 9 | 92 | 5.8 | 20 | 0 |
| 2010 | Seattle | 16 | 5 | 1 | 8 | 8.0 | 8 | 0 | 3 | 0 | 17 | 5.7 | 12 | 0 |
| 2011 | Seattle | 16 | 0 | 1 | 11 | 11.0 | 11 | 0 | 0 | 0 | 0 | 0.0 | 0 | 0 |
| 2013 | Jacksonville | 9 | 0 | 1 | 21 | 21.0 | 21 | 0 | 0 | 0 | 0 | 0.0 | 0 | 0 |
| 2014 | Baltimore | 16 | 14 | 0 | 0 | 0.0 | 0 | 0 | 0 | 0 | 0 | 0.0 | 0 | 0 |
| 2015 | Baltimore | 10 | 10 | 0 | 0 | 0.0 | 0 | 0 | 0 | 0 | 0 | 0.0 | 0 | 0 |
| Totals | | 113 | 31 | 39 | 894 | 22.9 | 46 | 0 | 46 | 19 | 372 | 8.1 | 29 | 0 |

POSTSEASON

| Year | Team | GP | GS | RUSHING | | | | | RECEIVING | | | | |
|---------------|-----------|----------|----------|-----------|------------|------------|-----------|----------|-----------|-----------|------------|------------|----------|
| | | | | No. | Yards | Avg. | LG | TD | No. | Yards | Avg. | LG | TD |
| 2010 | Seattle | 2 | 1 | 8 | 29 | 3.6 | 8 | 0 | 5 | 37 | 7.4 | 16 | 0 |
| 2014 | Baltimore | 2 | 2 | 40 | 169 | 4.2 | 19 | 0 | 3 | 24 | 8.0 | 16t | 1 |
| Totals | | 4 | 3 | 48 | 198 | 4.1 | 19 | 0 | 8 | 61 | 7.6 | 16t | 1 |

FORSETT FINISHES 2015 ON IR



RB Justin Forsett had a career year in 2014, earning his first Pro Bowl invite. Forsett tallied 1,266 rush yards and 8 TDs. In 2015, prior to sustaining a season-ending broken arm in Week 11 vs. STL, he had 641 rushing yards, including 150 yards in the Ravens' Week 4 OT win at Pittsburgh. From Weeks 1-11 (prior to his injury), Forsett's 641 rushing yards ranked 10th in the NFL.

NFL RUSHING LEADERS / SINCE 2014

RUSHING YARDS

1. DeMarco Murray 2,547
2. LeSean McCoy 2,214
3. Frank Gore 2,073
4. Lamar Miller 1,971
5. Matt Forte 1,936
6. Jeremy Hill 1,918
7. Le'Veon Bell 1,917
8. **Justin Forsett 1,907**

RUSHES OF 10+ YARDS

1. DeMarco Murray 64
2. LeSean McCoy 62
3. **Justin Forsett 59**

RUSHES OF 20+ YARDS

1. **Justin Forsett 22**
2. DeMarco Murray 20
3. Several players 16

RAVENS SINGLE-SEASON RUSHING LEADERS

1. Jamal Lewis (2003) 2,066
2. Jamal Lewis (2000) 1,364
- Ray Rice (2011) 1,364
4. Ray Rice (2009) 1,339
5. Jamal Lewis (2002) 1,327
6. **Justin Forsett (2014) 1,266**
7. Ray Rice (2010) 1,220

Note: In 2014, Forsett set a Ravens' single-season record with 17 runs of 20-plus yards, breaking Jamal Lewis' mark of 16 in 2003. Forsett's 5.4 rushing average in '14 also set a Ravens' single-season record.

SPOTLIGHT: JUSTIN FORSETT

What were your first impressions of the Ravens in 2014? "It was first class, just the way they handle their business and take care of the guys. The food was great, and the people were welcoming. Everybody speaks to you when they pass by in the hallway. Little things like that, you don't get that everywhere you go. The practices were much more difficult than any place I'd been. We had 'double-downs,' and I've never done that anywhere else. That's when you split up first and second team, and everybody else goes on the other side of the field to run the same plays. Everyone gets the same reps, and no one is resting. That was tough."

Do you have a post-NFL career in mind? "Because of the journey I've been on, I've been blessed to still be able to play this game and learn a lot of things along the way. I want to travel, speak and share my story and inspire and motivate people to be the best they can be. I want to speak in the church and to Fortune 500 companies. I'm also interested in doing player development. Before I signed here, I had an opportunity to interview with a team, and a lot of coaches told me along the way, 'If you ever need a job in player development, I've got you.'"

Which item is next on your bucket list? "I want to go to every city that has been on 'Diners, Drive-Ins and Dives.' I want to go to at least one restaurant in each city."

Describe your relationship with your offensive line. "I'm close with all of them. Every time we get 100 yards rushing, I bring them wings on Monday from America's Best Wings. They enjoy that, and it's a tradition we started last year. They all like the honey lemon pepper, so that's my go-to. I make sure I get a lot of those."



BALTIMORE
RAVENS

80

CROCKETT GILLMORE

TIGHT END | 6-6 | 270

COLLEGE: Colorado State HS: Bushland (TX)

BORN: 11/16/91, Amarillo, TX

EXP. (NFL/RAVENS): 2/2 GP/GS (PLAYOFFS): 25/11 (2/0)

KEY TRANSACTIONS:

- Crockett Gillmore was placed on Injured Reserve (back) on 12/21/15
- Originally selected by the Ravens in the third round (99th overall) of the 2014 NFL Draft
- Gillmore was the second of two Ravens' picks in the third round (S Terrence Brooks, 79th overall)

CAREER HIGHLIGHTS:

- In 2015, established career highs in receptions (33), receiving yards (412) and receiving TDs (4) for the league's No. 8 passing attack (266.9 ypg), which gained a single-season franchise-record 4,271 net passing yards...His 4 scoring grabs marked the highest single-season total by a Ravens' TE since 2012 (Dennis Pitta, 7)
- Produced his first-career 100-yard receiving game (101) on a career-high-tying 5 receptions (20.2 avg.), including a career-long 48-yard catch, vs. STL (12/22/15)
- Secured career highs with 2 TDs receptions and 5 catches (since tied), totaling 88 receiving yards (17.6 avg.), at Oak. (9/20/15)
- Played in his first-career postseason game and recorded his first-career playoff reception for a 21-yard TD in the 30-17 victory in the Wild Card game at Pit. (1/3/15)

- Left the contest in the first quarter due to injury (back) after catching a 7-yard pass in **game 12 at Mia. (12/6)**
- Tallied a career- and game-high 101 receiving yards on 5 catches (20.2 avg.), including a career-long 46-yarder, for an offense that totaled 388 net yards in the 16-13 victory in **game 10 vs. STL (11/22)**
- Secured 4 catches for 42 yards (10.5 avg.) and 1 TD for an offense that generated 397 total net yards and converted 8 of 14 (57.1%) third-down attempts in **game 9 vs. Jax. (11/15)**...Became part of the third tight end duo (w/ Maxx Williams) in team history to have a TD catch in a game
- Caught a 3-yard scoring pass for an offense that produced 2 TDs in both goal-to-go opportunities in the 29-26 victory in **game 8 vs. SD (11/1)**
- Matched a career high with 5 catches for 53 yards (10.6 avg.), including a 23-yard long gain to the Cardinals' 4-yard line with 36 seconds remaining, in **game 7 at Ari. (10/26)**
- Posted 30 receiving yards on 3 catches for an offense that produced 420 net yards (a franchise-first fifth-consecutive 350-yard effort) in **game 6 at SF (10/18)**
- Recorded 40 receiving yards on 3 catches for an offense that generated 398 net yards in **game 3 vs. Cin. (9/27)**
- Secured a career-high 2 TD receptions and 88 yards on 5 catches, including a 38-yard catch and run, in **game 2 at Oak. (9/20)**...Ignited a Ravens' offense that gained the sixth-most net yards (493) in franchise history

2015 SEASON HIGHLIGHTS: Established career highs in receptions (33), receiving yards (412) and receiving TDs (4) for the league's No. 8 passing attack (266.9 ypg), which gained a single-season franchise-record 4,271 net passing yards...Missed four games before being placed on Injured Reserve (back) on 12/21...His 4 scoring grabs ranked second on the team and marked the highest single-season total by a Ravens' TE since 2012 (Dennis Pitta, 7)

2015

GAME-BY-GAME OFFENSE

| Date/Opp. | RECEIVING | | | | | RUSHING | | | | |
|----------------|------------------------|------------|-------------|-----------|----------|----------|----------|------------|----------|----------|
| | No. | Yds. | Avg. | LG | TD | No. | Yds. | Avg. | LG | TD |
| 9/13 @ Den. | 2 | 23 | 11.5 | 14 | 0 | 0 | 0 | 0.0 | 0 | 0 |
| 9/20 @ Oak. | 5 | 88 | 17.6 | 38 | 2 | 0 | 0 | 0.0 | 0 | 0 |
| 9/27 vs. Cin. | 3 | 40 | 13.3 | 19 | 0 | 0 | 0 | 0.0 | 0 | 0 |
| 10/1 @ Pit. | INACTIVE - CALF | | | | | -- | -- | -- | -- | -- |
| 10/11 vs. Cle. | INACTIVE - CALF | | | | | -- | -- | -- | -- | -- |
| 10/18 @ SF | 3 | 30 | 10.0 | 19 | 0 | 0 | 0 | 0.0 | 0 | 0 |
| 10/26 @ Ari. | 5 | 53 | 10.6 | 23 | 0 | 0 | 0 | 0.0 | 0 | 0 |
| 11/1 vs. SD | 2 | 8 | 4.0 | 5 | 1 | 0 | 0 | 0.0 | 0 | 0 |
| 11/15 vs. Jax. | 4 | 42 | 10.5 | 25 | 1 | 0 | 0 | 0.0 | 0 | 0 |
| 11/22 vs. STL | 5 | 101 | 20.2 | 46 | 0 | 0 | 0 | 0.0 | 0 | 0 |
| 11/30 @ Cle. | 3 | 20 | 6.7 | 14 | 0 | 0 | 0 | 0.0 | 0 | 0 |
| 12/6 @ Mia. | 1 | 7 | 7.0 | 7 | 0 | 0 | 0 | 0.0 | 0 | 0 |
| 12/13 vs. Sea. | INACTIVE - BACK | | | | | -- | -- | -- | -- | -- |
| 12/20 vs. KC | INACTIVE - BACK | | | | | -- | -- | -- | -- | -- |
| 12/27 vs. Pit. | INJURED RESERVE - BACK | | | | | -- | -- | -- | -- | -- |
| 1/3/16 @ Cin. | INJURED RESERVE - BACK | | | | | -- | -- | -- | -- | -- |
| Totals | 33 | 412 | 12.5 | 46 | 4 | 0 | 0 | 0.0 | 0 | 0 |



80 CROCKETT GILLMORE

REGULAR SEASON

| Year | Team | GP | GS | RECEIVING | | | | | RUSHING | | | | |
|---------------|-----------|-----------|-----------|-----------|------------|-------------|-----------|----------|----------|----------|------------|----------|----------|
| | | | | No. | Yards | Avg. | LG | TD | No. | Yards | Avg. | LG | TD |
| 2014 | Baltimore | 15 | 1 | 10 | 121 | 12.1 | 22 | 1 | 0 | 0 | 0.0 | 0 | 0 |
| 2015 | Baltimore | 10 | 10 | 33 | 412 | 12.5 | 46 | 4 | 0 | 0 | 0.0 | 0 | 0 |
| Totals | | 25 | 11 | 43 | 533 | 12.4 | 46 | 5 | 0 | 0 | 0.0 | 0 | 0 |

CAREER SINGLE-GAME HIGHS (REGULAR SEASON)

RECEIVING

Receptions:

5 3 times (last: 11/22/15 vs. STL)

Yardage:

101 (11/22/15 vs. STL)

Long Gain:

46 (11/22/15 vs. STL)

Touchdowns:

2 (9/20/15 at Oak.)

RUSHING

Carries:

None

Yardage:

None

Long Gain:

None

Touchdowns:

None

100-yard Receiving Games: 1 (101 yards, 11/22/15 vs. STL)

POSTSEASON

| Year | Team | GP | GS | RECEIVING | | | | | RUSHING | | | | |
|---------------|-----------|----------|----------|-----------|-----------|-------------|------------|----------|----------|----------|------------|----------|----------|
| | | | | No. | Yards | Avg. | LG | TD | No. | Yards | Avg. | LG | TD |
| 2014 | Baltimore | 2 | 0 | 2 | 30 | 15.0 | 21t | 1 | 0 | 0 | 0.0 | 0 | 0 |
| Totals | | 2 | 0 | 2 | 30 | 15.0 | 21t | 1 | 0 | 0 | 0.0 | 0 | 0 |

SPOTLIGHT: CROCKETT GILLMORE

Describe Joe Flacco's leadership style: "Growing up where I'm from, Joe is that John Wayne figure. He's a pretty simple guy, but he has that legend status about him. He has all my respect with what he has been able to do – Super Bowl MVP, Pro Bowl-caliber guy, elite quarterback and everything that he is. He takes control of the huddle, and he is a take-care-of-your-business guy."

You played DE in college and have said you belong on defense. How does that mentality help you now? "For me personally, I know what it takes to play defense. I know how hard it is to do the things those guys do. I know how much more difficult it is for them when they're playing a guy on the other side of the ball that has that mentality. Offensive guys are usually portrayed as softer, but I know what it takes. When you have that mentality on offense, it puts the 'D' in some stressful situations."

Coach Harbaugh said of you: "I think he's going to be one of the best tight ends in the league with time." How does that resonate? "I'm trying to do it now. We have had conversations about it, and he knows I'm working for it. That was the expectation since being drafted by Baltimore. I know his expectations for me and the success that the Ravens have had. That was my expectation, to come in and not only be one of the best on this team or in the division, but also in the NFL."

How significant is Baltimore's young TE trio (Maxx Williams & Nick Boyle) with Matt Schaub under center now? "We will continue to play the same role we've been playing. I think all three of us have played well. Those two young guys can really play. I don't think we're going to be a security blanket or anything. Matt will come in and run the offense. He's a vet, he can coach the offense, and he can obviously run the offense. He's going to take care of it. We're not really worried about that."

Your favorite football memory? "It is playing college ball with my brother, Austin. I played with him for seven years, including high school. Playing together in high school, we had a lot of times where we sacked quarterbacks simultaneously from opposite sides. We would be talking crap to each other and telling the other, 'I'm going to get there first.' We would just meet at the ball, and that was always a great experience."

Your first job? "It was working construction for a company my dad runs. My brother and I would carry sheetrock. It was horrible. It was definitely a learning experience. The last time I worked it, I said, 'I'll never work for you again!' I stayed in school the next year and was drafted. He said, 'I guess you were right.' I'm not ever touching that stuff again."

JOHN HARBAUGH ON GILLMORE

"I've said many times: I love Crockett. I think he's a heck of a player, and he has a great attitude. ... He doesn't get fazed. It's never too big for him. He can learn from a mistake, but he can move on from a mistake. ... He's going to be one of the best tight ends in the league in time. He has a ways to go. There are plenty of things he can work on, but he sure works hard on them every day."

BALTIMORE SUN'S JON MEOLI

"His rare drops aside, Gillmore is an absolute nightmare on defenses. ... He's becoming the most consistent player on the Ravens offense, something that he's trended toward all season but was a long shot at the beginning of the year."



BALTIMORE
RAVENS

13

CHRIS GIVENS
WIDE RECEIVER | 6-0 | 203

COLLEGE: Wake Forest HS: Wylie (TX)
BORN: 12/6/89, Jackson, MS
EXP. (NFL/RAVENS): 4/1 GP/GS (PLAYOFFS): 60/31 (0/0)

KEY TRANSACTIONS:

- Chris Givens was traded by St. Louis to Baltimore for a conditional draft pick on 10/3/15
- Originally selected by the Rams in the fourth round (96th overall) of the 2012 NFL Draft

CAREER HIGHLIGHTS:

- Led the Rams with 698 receiving yards as a rookie in 2012, finishing the season with a career-high 42 catches (16.6 avg.), a 65-yard career-long gain and 3 TDs
- Posted 1,481 scrimmage yards (1,433 receiving & 48 rushing) and 640 return yards on 28 KORs (22.9 avg.) in his four-year Rams career
- Set a career high with 11 receptions for 92 yards in the Rams' 16-13 OT victory on 12/2/12 vs. SF
- Registered a career-high 115 receiving yards on 5 receptions (23.0 avg.), adding a 37-yard TD catch, at Ari. (11/25/12)

2015 SEASON HIGHLIGHTS: Played 12 games with the Ravens, producing 346 yards and 1 TD on 19 receptions (18.2 avg.), for the league's No. 8 passing attack (266.9 ypg), which gained a single-season franchise-record 4,271 net passing yards... The Ravens also produced the second-most total net yards (5,749) in team history

- Caught a 39-yard fourth-quarter pass from QB Ryan Mallett to set up a RB Javorius Allen rushing TD three plays later in the 20-17 victory in **game 15 vs. Pit. (12/27)**... Tallied 45 yards on 2 receptions for an offense that produced 386 net yards in the contest
- Posted a season-high 68 yards on 3 catches (all first downs), including receptions of 36 and 20 yards on Baltimore's scoring drive (K Justin Tucker 38-yard FG) to close out the first half, in **game 12 at Mia. (12/6)**
- Recorded a season-long 48-yard reception to the Browns' 12-yard line, setting up a QB Matt Schaub-to-Allen TD pass two plays later, in the 33-27 victory in **game 11 at Cle. (11/30)**
- Secured a 20-yard reception with 1:41 left in the game, finishing the contest with 25 yards on 2 catches, for an offense that totaled 388 net yards in the 16-13 victory in **game 10 vs. STL (11/22)**
- Recorded his first start and receiving TD (14-yarder) as a Raven, adding 37 yards on 4 receptions... Helped the offense generate 397 total net yards and convert 8 of 14 (57.1%) third-down attempts in **game 9 vs. Jax. (11/15)**
- Posted 3 catches for 57 yards, including a 39-yard long gain and an 18-yarder during the Ravens' game-winning drive, for an offense that gained 365 total net yards in the 29-26 victory in **game 8 vs. SD (11/1)**
- Recorded 18 receiving yards on 2 catches for an offense that produced 420 net yards (a franchise-first fifth-consecutive 350-yard effort) in **game 6 at SF (10/18)**
- Traded by St. Louis to Baltimore for a conditional draft pick on 10/3 after playing the first three games of the season with the Rams

2015

GAME-BY-GAME OFFENSE

| RAMS/RAVENS Date/Opp. | RECEIVING | | | | | RUSHING | | | | |
|--------------------------|-----------------------|------------|-------------|-----------|----------|----------|-----------|------------|-----------|----------|
| | No. | Yds. | Avg. | LG | TD | No. | Yds. | Avg. | LG | TD |
| WITH ST. LOUIS | | | | | | | | | | |
| 9/13 vs. Sea. | 0 | 0 | 0.0 | 0 | 0 | 0 | 0 | 0.0 | 0 | 0 |
| 9/20 @ Was. | 1 | 7 | 7.0 | 7 | 0 | 0 | 0 | 0.0 | 0 | 0 |
| 9/27 vs. Pit. | 0 | 0 | 0.0 | 0 | 0 | 1 | 24 | 24.0 | 24 | 0 |
| WITH BALTIMORE | | | | | | | | | | |
| 10/1 @ Pit. | NOT ON RAVENS' ROSTER | | | | | | | | | |
| 10/11 vs. Cle. | 0 | 0 | 0.0 | 0 | 0 | 0 | 0 | 0.0 | 0 | 0 |
| 10/18 @ SF | 2 | 18 | 9.0 | 11 | 0 | 0 | 0 | 0.0 | 0 | 0 |
| 10/26 @ Ari. | 1 | 31 | 31.0 | 31 | 0 | 1 | -6 | -6.0 | -6 | 0 |
| 11/1 vs. SD | 3 | 57 | 19.0 | 39 | 0 | 0 | 0 | 0.0 | 0 | 0 |
| 11/15 vs. Jax. | 4 | 37 | 9.3 | 14t | 1 | 0 | 0 | 0.0 | 0 | 0 |
| 11/22 vs. STL | 2 | 25 | 12.5 | 20 | 0 | 0 | 0 | 0.0 | 0 | 0 |
| 11/30 @ Cle. | 1 | 48 | 48.0 | 48 | 0 | 1 | 2 | 2.0 | 2 | 0 |
| 12/6 @ Mia. | 3 | 68 | 22.7 | 36 | 0 | 0 | 0 | 0.0 | 0 | 0 |
| 12/13 vs. Sea. | 0 | 0 | 0.0 | 0 | 0 | 0 | 0 | 0.0 | 0 | 0 |
| 12/20 vs. KC | 1 | 17 | 17.0 | 17 | 0 | 1 | -2 | -2.0 | -2 | 0 |
| 12/27 vs. Pit. | 2 | 45 | 22.5 | 39 | 0 | 0 | 0 | 0.0 | 0 | 0 |
| 1/3/16 @ Cin. | 0 | 0 | 0.0 | 0 | 0 | 0 | 0 | 0.0 | 0 | 0 |
| Totals | 20 | 353 | 17.7 | 48 | 1 | 4 | 18 | 4.5 | 24 | 0 |



13 CHRIS GIVENS

REGULAR SEASON

| Year | Team | GP | GS | RECEIVING | | | | | RUSHING | | | | |
|---------------|-----------|-----------|-----------|------------|--------------|-------------|-----------|----------|-----------|-----------|------------|-----------|----------|
| | | | | No. | Yards | Avg. | LG | TD | No. | Yards | Avg. | LG | TD |
| 2012 | St. Louis | 15 | 12 | 42 | 698 | 16.6 | 65 | 3 | 3 | 12 | 4.0 | 14 | 0 |
| 2013 | St. Louis | 16 | 13 | 34 | 569 | 16.7 | 47 | 0 | 3 | 8 | 2.7 | 16 | 0 |
| 2014 | St. Louis | 14 | 0 | 11 | 159 | 14.5 | 47 | 1 | 1 | 4 | 4.0 | 4 | 0 |
| 2015 | STL/Bal.* | 15 | 6 | 20 | 353 | 17.7 | 48 | 1 | 4 | 18 | 4.5 | 24 | 0 |
| Totals | | 60 | 31 | 107 | 1,779 | 16.6 | 65 | 5 | 11 | 42 | 3.8 | 24 | 0 |

*PLAYED THE FIRST 3 GAMES OF THE 2015 SEASON WITH STL

SPECIAL TEAMS TACKLES (1): 2012 (1)

CAREER SINGLE-GAME HIGHS (REGULAR SEASON)

RECEIVING

Receptions:

11 (12/2/12 vs. SF)

Yardage:

115 (11/25/12 at Ari.)

Long Gain:

65 (10/14/12 at Mia.)

Touchdowns:

1 5 times (last: 11/15/15 vs. Jax.)

RUSHING

Carries:

1 11 times (last: 12/20/15 vs. KC)

Yardage:

24 (9/27/15 vs. Pit.)


Long Gain:

24 (9/27/15 vs. Pit.)

Touchdowns:

None

100-yard Receiving Games: 2 (last: 105 yards, 9/15/13 at Ari.)



BALTIMORE
RAVENS

93

LAWRENCE GUY
DEFENSIVE END | 6-4 | 305

COLLEGE: Arizona State **HS:** Las Vegas (NV) Western
BORN: 3/17/90, Las Vegas, NV
EXP. (NFL/RAVENS): 5/2 **GP/GS (PLAYOFFS):** 51/9 (5/1)

KEY TRANSACTIONS:

- Lawrence Guy re-signed with the Ravens (two-year contract) on 3/18/15
- Signed with Baltimore after being claimed off waivers (SD) on 9/24/14
- Originally selected by the Packers in the seventh round (233rd overall) of the 2011 NFL Draft

CAREER HIGHLIGHTS:

- Established career highs with 46 tackles (29 solo) and 4.5 sacks (-20.5 yards) for the NFL's eighth-ranked defense (337.4 ypg), which finished No. 2 overall (291.1 ypg) and No. 1 vs. the pass (183.3 ypg) over the season's final eight games...Also blocked a PAT, which was 1 of 5 blocked kicks by Baltimore in 2015
- Posted a career-high 2 sacks (-15 yards) vs. Cle. (10/11/15)
- Has blocked 2 FGAs: 11/3/13 at Was. (while with the Chargers) and 10/6/13 at Sea. (while with the Colts)...His block at Seattle was returned 61 yards for a TD
- Recorded a career-high 8 tackles (5 solo) at KC (12/23/12)

2015 SEASON HIGHLIGHTS:

- Established career highs with 46 tackles (29 solo) and 4.5 sacks (-20.5 yards) for the NFL's eighth-ranked defense (337.4 ypg), which finished No. 2 overall (291.1 ypg) and No. 1 vs. the pass (183.3 ypg) over the season's final eight games...Also blocked a PAT, which was 1 of an NFL-high (tied, Oak.) 5 blocked kicks by Baltimore in 2015
- Registered 5 tackles (3 solo), 1 TFL, 3 QB hits and a game-high 1.5 (-4.5 yards) for a defense that held the Bengals to 147 net passing yards and did not allow a third-down conversion (0 of 9) in the **season finale at Cin. (1/3/16)**
 - Tallied 2 stops for a defense that permitted 303 net yards (Pittsburgh's third fewest of the season) and snapped the Steelers' streak of six-straight 30-point performances in the 20-17 victory in **game 15 vs. Pit. (12/27)**
 - Notched 1 PD for a defense that allowed a season-low 8 first downs, held Miami to 30.8% (4 of 13) on third down and permitted just 86 yards on 9-of-19 passing (47.4%) in **game 12 at Mia. (12/6)**
 - Blocked a PAT and recorded 1 tackle for a defense that allowed 213 total net yards and 2.8 yards per rush (82 yards on 29 carries) in the 16-13 victory in **game 10 vs. STL (11/22)**
 - Posted 1 solo stop for a defense that held Jacksonville to 258 total net yards while limiting the Jaguars to 25% (4 of 16) on third down in **game 9 vs. Jax. (11/15)**
 - Matched a career high with 5 solo stops, adding 1 sack (-1 yard), for a defense that held the 49ers to 65 rushing yards (2.6 avg.) in **game 6 at SF (10/18)**
 - Notched a career-high 2 sacks (-15 yards) and 6 tackles (3 solo), helping limit the Browns to just 83 rushing yards (3.3 avg.), in **game 5 vs. Cle. (10/11)**
 - Recorded 2 solo stops for a defense that held the Steelers to 263 total net yards and 15% (2 of 13) on third down in the 23-20 OT victory in **game 4 at Pit. (10/1)**
 - Started and posted 7 tackles (2 solo) for a defense that held the Bengals to a then-season-low 86 rushing yards (2.8 avg.), extending its then-NFL-best streak of not allowing a 100-yard rusher to 29 contests in **game 3 vs. Cin. (9/27)**
 - Subbed and produced 3 solo stops for a defense that did not allow a TD and held the Broncos to just 69 rushing yards in the **season opener at Den. (9/13)**

2015

GAME-BY-GAME DEFENSE

RAVENS

| Date/Opp. | TT | Solo | Asst. | Sacks | INT | PD | FF | FR |
|----------------|-----------|-----------|-----------|-----------------|------------|----------|----------|----------|
| 9/13 @ Den. | 3 | 3 | 0 | 0-0 | 0-0 | 0 | 0 | 0 |
| 9/20 @ Oak. | 4 | 3 | 1 | 0-0 | 0-0 | 0 | 0 | 0 |
| 9/27 vs. Cin. | 7 | 2 | 5 | 0-0 | 0-0 | 0 | 0 | 0 |
| 10/1 @ Pit. | 2 | 2 | 0 | 0-0 | 0-0 | 0 | 0 | 0 |
| 10/11 vs. Cle. | 6 | 3 | 3 | 2-15 | 0-0 | 0 | 0 | 0 |
| 10/18 @ SF | 5 | 5 | 0 | 1-1 | 0-0 | 0 | 0 | 0 |
| 10/26 @ Ari. | 3 | 3 | 0 | 0-0 | 0-0 | 0 | 0 | 0 |
| 11/1 vs. SD | 2 | 2 | 0 | 0-0 | 0-0 | 0 | 0 | 0 |
| 11/15 vs. Jax. | 1 | 1 | 0 | 0-0 | 0-0 | 0 | 0 | 0 |
| 11/22 vs. STL | 1 | 0 | 1 | 0-0 | 0-0 | 0 | 0 | 0 |
| 11/30 @ Cle. | 0 | 0 | 0 | 0-0 | 0-0 | 0 | 0 | 0 |
| 12/6 @ Mia. | 0 | 0 | 0 | 0-0 | 0-0 | 1 | 0 | 0 |
| 12/13 vs. Sea. | 4 | 2 | 2 | 0-0 | 0-0 | 0 | 0 | 0 |
| 12/20 vs. KC | 1 | 0 | 1 | 0-0 | 0-0 | 0 | 0 | 0 |
| 12/27 vs. Pit. | 2 | 0 | 2 | 0-0 | 0-0 | 0 | 0 | 0 |
| 1/3/16 @ Cin. | 5 | 3 | 2 | 1.5-4.5 | 0-0 | 0 | 0 | 0 |
| Totals | 46 | 29 | 17 | 4.5-20.5 | 0-0 | 1 | 0 | 0 |



93 LAWRENCE GUY

REGULAR SEASON

| Year | Team | GP | GS | TACKLES | | | SACKS | | INTERCEPTIONS | | | | | FUMBLES | | | |
|---------------|--------------|-----------|----------|------------------------------|-----------|-----------|------------|-------------|---------------|----------|----------|----------|----------|----------|----------|----------|----------|
| | | | | TT | Solo | Asst. | No. | Yards | No. | Yards | LG | TD | PD | FF | FR | Yards | |
| 2011 | Green Bay | 0 | 0 | INJURED RESERVE - CONCUSSION | | | -- | -- | -- | -- | -- | -- | -- | -- | -- | -- | -- |
| 2012 | Indianapolis | 9 | 2 | 18 | 12 | 6 | 1.0 | 8.0 | 0 | 0 | 0 | 0 | 0 | 0 | 0 | 0 | 0 |
| 2013 | Ind./SD* | 12 | 0 | 20 | 12 | 8 | 0.0 | 0.0 | 0 | 0 | 0 | 0 | 0 | 4 | 0 | 0 | 0 |
| 2014 | SD/Bal.* | 14 | 1 | 16 | 2 | 14 | 0.0 | 0.0 | 0 | 0 | 0 | 0 | 1 | 0 | 1 | 6 | 0 |
| 2015 | Baltimore | 16 | 6 | 46 | 29 | 17 | 4.5 | 20.5 | 0 | 0 | 0 | 0 | 1 | 0 | 0 | 0 | 0 |
| Totals | | 51 | 9 | 100 | 55 | 45 | 5.5 | 28.5 | 0 | 0 | 0 | 0 | 6 | 0 | 1 | 6 | 0 |

*PLAYED THE FIRST 3 GAMES OF THE 2014 SEASON WITH SD AND THE FIRST 2 GAMES OF THE 2013 SEASON WITH IND.

CAREER SINGLE-GAME HIGHS (REGULAR SEASON)

Total Tackles:

8 (12/23/12 at KC)

Solo Tackles:

5 2 times (last: 10/18/15 at SF)

Sacks:

2 (10/11/15 vs. Cle.)

INTs:

None

Passes Defensed:

1 6 times (last: 12/6/15 at Mia.)

Forced Fumbles:

None

Fumble Recoveries:

1 (11/9/14 vs. Ten.)

Additional Statistics: Has blocked 2 FGAs: 11/3/13 at Was. (while with the Chargers) and 10/6/13 at Sea. (which was returned 61 yards for a TD) while with the Colts; Blocked a PAT vs. STL (11/22/15)

POSTSEASON

| Year | Team | GP | GS | TACKLES | | | SACKS | | INTERCEPTIONS | | | | | FUMBLES | | | |
|---------------|--------------|----------|----------|----------|----------|----------|------------|------------|---------------|----------|----------|----------|----------|----------|----------|----------|----------|
| | | | | TT | Solo | Asst. | No. | Yards | No. | Yards | LG | TD | PD | FF | FR | Yards | |
| 2012 | Indianapolis | 1 | 1 | 4 | 2 | 2 | 0.0 | 0.0 | 0 | 0 | 0 | 0 | 0 | 0 | 0 | 1 | 0 |
| 2013 | San Diego | 2 | 0 | 2 | 1 | 1 | 0.0 | 0.0 | 0 | 0 | 0 | 0 | 0 | 0 | 0 | 0 | 0 |
| 2014 | Baltimore | 2 | 0 | 1 | 0 | 1 | 0.0 | 0.0 | 0 | 0 | 0 | 0 | 0 | 0 | 0 | 0 | 0 |
| Totals | | 5 | 1 | 7 | 3 | 4 | 0.0 | 0.0 | 0 | 0 | 0 | 0 | 0 | 0 | 0 | 1 | 0 |

SPOTLIGHT: LAWRENCE GUY

Your journey has included stops in San Diego and Indianapolis after being drafted by Green Bay. What's that been like? "It means a lot to find a home. Going from team to team, you're trying to find a place where you can settle down, and I felt like once I signed here, it meant a lot emotionally, because this is my family. We all treat each other like family, and I'm excited I get to settle down in one place."

Can you talk about the Ravens' "next man up" mentality? "The expectation for me every game is to play my hardest – just go out there and give my team and my coaches the best player and perform to the point where I feel like I did a good job. The whole motto, 'next man up' – that's the motto if you're a starter or not. Once you touch that field, you become the starter, and you have to play like one."

What is your most memorable football moment? "It was a bittersweet but heartfelt moment, because we lost the game. I was here for Ray Lewis' last game [in Baltimore, the 2012 Wild Card Playoff] when I was with Indianapolis, and that's my most memorable moment. To actually be a part of Ray Lewis' last home game, to see his entrance, to see the fans react, that's one thing I can remember forever."

You played at Arizona State, where OLB Terrell Suggs left a lasting legacy. What's it been like to play with Suggs in the NFL? "In our D-line room at ASU, there is a big poster of Terrell's face, and every day I saw his poster. I thought, 'Man, it'd be great if I get to play with him one day.' As I was going through transitions with different teams, I got a call from the Ravens. I was like, 'It's about time.' I had to see this man's face every day for three years; now I get to line up next to him."

Your wife Andrea, a law student, has suggested you take law classes. Have you given it any thought? "In a couple years, I'm going to start studying to get into law classes, get all that taken care of to see how much time I have to get some of it done. It's a very interesting thing to do, law school. You get to learn a lot about politics. You can learn about how to argue certain cases or contracts. So, it can all help out in life."

Why is it important for you to be a positive influence in the Baltimore community? "My wife really wanted to get involved with the community a lot, and my auntie was born and raised in Baltimore. I've got a lot of family that still lives in Baltimore. My auntie and my cousin work for the Pentagon. My other cousins work for the Air Force in Virginia. So, my whole family is in this area. Just hearing stories from them and having my wife here – she really wanted to get more involved with the kids and build it back up with what happened here last spring."



BALTIMORE
RAVENS

33

WILL HILL III
SAFETY | 6-1 | 228

COLLEGE: Florida HS: St. Peter's Prep (Jersey City, NJ)
BORN: 3/7/90, East Orange, NJ
EXP. (NFL/RAVENS): 4/2 GP/GS (PLAYOFFS): 50/32 (2/2)

KEY TRANSACTIONS:

- Will Hill III re-signed (two-year contract) with Baltimore on 5/7/15
- Signed with the Ravens (one-year contract) on 7/25/14
- Originally signed by the Giants as a rookie free agent on 5/14/12

CAREER HONORS:

- AFC Special Teams Player of the Week (Week 12, 2015)

CAREER HIGHLIGHTS:

- Established a career high with 6 PD in 2015
- Scored a 64-yard go-ahead return-TD on a blocked FGA by DE Brent Urban to secure a Baltimore victory as time expired at Cle. (11/30/15), earning AFC Special Teams Player of the Week honors
- Registered a sack for the first time in his career (-8 yards), adding 4 solo stops, on 9/27/15 vs. Cin.
- Started and netted 4 tackles (2 solo), a career-high 2 PD and 1 INT (which he returned a career-long 44 yards for a TD) in the 34-27 victory at NO (11/24/14)
- Scored his first-career TD on a 38-yard INT return at Det. (12/22/13)
- Posted a single-game career-high 11 tackles (all solo) vs. Phi. (10/6/13)

2015 SEASON HIGHLIGHTS:

- Totaled 64 tackles (49 solo), his first-career sack (-8 yards), 1 INT and a career-high 6 PD for the NFL's eighth-ranked defense (337.4 ypg), which finished No. 2 overall (291.1 ypg) and No. 1 vs. the pass (183.3 ypg) over the season's final eight games
- Posted 4 stops (3 solo) and 1 PD for a defense that allowed just 198 net passing yards (Pittsburgh's sixth fewest of the season) and snapped the Steelers' streak of six-straight 30-point performances in the 20-17 victory in **game 15 vs. Pit. (12/27)**
 - Tallied 3 solo stops and 1 QB hit for a defense that allowed just 164 net passing yards in **game 14 vs. KC (12/20)**
 - Recorded 3 tackles (2 solo) for a defense that allowed a season-low 8 first downs, held Miami to 30.8% (4 of 13) on third down and permitted just 86 yards on 9-of-19 passing (47.4%) in **game 12 at Mia. (12/6)**
 - Earned AFC Special Teams Player of the Week honors after returning a DE Brent Urban-blocked FGA 64 yards for a game-winning TD as time expired, in the 33-27 victory in **game 11 at Cle. (11/30)**...Finished the contest with 6 tackles (4 solo) and 1 PD
 - Posted 2 tackles for a defense that held the Rams to 131 net passing yards and 23% (3-13) on third down in the 16-13 victory in **game 10 vs. STL (11/22)**
 - Registered 4 solo stops and 1 PD for a defense that allowed just 168 net passing yards, a season low for Jacksonville, while limiting the Jaguars to 25% (4 of 16) on third down in **game 9 vs. Jax. (11/15)**
 - Totaled 5 tackles (4 solo), helping limit the Steelers to 96 net passing yards and a 3.2 yards-per-pass average in the 23-20 OT victory in **game 4 at Pit. (10/1)**
 - Tallied his first-career sack (-8 yards), adding 4 solo stops, in **game 3 vs. Cin. (9/27)**
 - Returned an INT 25 yards, adding 4 tackles (3 solo) and a career-high-tying 2 PD in **game 2 at Oak. (9/20)**
 - Started and recorded 5 tackles (4 solo) for a defense that did not allow a TD and held the Broncos to just 150 net passing yards in the **season opener at Den. (9/13)**

2015

GAME-BY-GAME DEFENSE

RAVENS

| Date/Opp. | TT | Solo | Asst. | Sacks | INT | PD | FF | FR |
|----------------|-----------|-----------|-----------|------------|-------------|----------|----------|----------|
| 9/13 @ Den. | 5 | 4 | 1 | 0-0 | 0-0 | 0 | 0 | 0 |
| 9/20 @ Oak. | 4 | 3 | 1 | 0-0 | 1-25 | 2 | 0 | 0 |
| 9/27 vs. Cin. | 4 | 4 | 0 | 1-8 | 0-0 | 0 | 0 | 0 |
| 10/1 @ Pit. | 5 | 4 | 1 | 0-0 | 0-0 | 0 | 0 | 0 |
| 10/11 vs. Cle. | 8 | 7 | 1 | 0-0 | 0-0 | 0 | 0 | 0 |
| 10/18 @ SF | 3 | 1 | 2 | 0-0 | 0-0 | 0 | 0 | 0 |
| 10/26 @ Ari. | 5 | 5 | 0 | 0-0 | 0-0 | 1 | 0 | 0 |
| 11/1 vs. SD | 6 | 5 | 1 | 0-0 | 0-0 | 1 | 0 | 0 |
| 11/15 vs. Jax. | 4 | 4 | 0 | 0-0 | 0-0 | 0 | 0 | 0 |
| 11/22 vs. STL | 2 | 0 | 2 | 0-0 | 0-0 | 0 | 0 | 0 |
| 11/30 @ Cle. | 6 | 4 | 2 | 0-0 | 0-0 | 1 | 0 | 0 |
| 12/6 @ Mia. | 3 | 2 | 1 | 0-0 | 0-0 | 0 | 0 | 0 |
| 12/13 vs. Sea. | 1 | 0 | 1 | 0-0 | 0-0 | 0 | 0 | 0 |
| 12/20 vs. KC | 3 | 3 | 0 | 0-0 | 0-0 | 0 | 0 | 0 |
| 12/27 vs. Pit. | 4 | 3 | 1 | 0-0 | 0-0 | 1 | 0 | 0 |
| 1/3 @ Cin. | 1 | 0 | 1 | 0-0 | 0-0 | 0 | 0 | 0 |
| Totals | 64 | 49 | 15 | 1-8 | 1-25 | 6 | 0 | 0 |

CB JIMMY SMITH ON HILL III

"He is a very smart player and can get sideline to sideline [well for being] such a strong-safety type, if you will. He's a very smart player back there; he commands the defense. He knows where to put people – where the checks [are]. He knows all the splits. He's on top of his game."



33 WILL HILL III

REGULAR SEASON

| Year | Team | GP | GS | TACKLES | | | SACKS | | INTERCEPTIONS | | | | | FUMBLES | | | |
|---------------|-----------|-----------|-----------|------------|------------|-----------|------------|------------|---------------|------------|------------|----------|-----------|----------|----------|----------|---|
| | | | | TT | Solo | Asst. | No. | Yards | No. | Yards | LG | TD | PD | FF | FR | Yards | |
| 2012 | NY Giants | 12 | 0 | 27 | 21 | 6 | 0.0 | 0.0 | 0 | 0 | 0 | 0 | 2 | 2 | 1 | 1 | 0 |
| 2013 | NY Giants | 12 | 10 | 66 | 54 | 12 | 0.0 | 0.0 | 2 | 38 | 38t | 1 | 2 | 2 | 1 | 8 | |
| 2014 | Baltimore | 10 | 8 | 40 | 27 | 13 | 0.0 | 0.0 | 1 | 44 | 44t | 1 | 4 | 0 | 0 | 0 | |
| 2015 | Baltimore | 16 | 14 | 64 | 49 | 15 | 1.0 | 8.0 | 1 | 25 | 25 | 0 | 6 | 0 | 0 | 0 | |
| Totals | | 50 | 32 | 197 | 151 | 46 | 1.0 | 8.0 | 4 | 107 | 44t | 2 | 14 | 3 | 2 | 8 | |

*LED TEAM

SPECIAL TEAMS TACKLES (24): 2012 (11); 2013 (11); 2014 (2)

CAREER SINGLE-GAME HIGHS (REGULAR SEASON)

Total Tackles:

11 (10/6/13 vs. Phi.)

Solo Tackles:

11 (10/6/13 vs. Phi.)

Sacks:

1 (9/27/15 vs. Cin.)

INTs:

1 4 times (last: 9/20/15 at Oak.)

Passes Defensed:

2 2 times (last: 9/20/15 at Oak.)

Forced Fumbles:

1 3 times (last: 12/1/13 at Was.)

Fumble Recoveries:

1 2 times (last: at Was. 12/1/13)

Additional Statistics: Returned a DE Brent Urban-blocked FGA 64 yards for a TD at Cle. (11/30/15)

POSTSEASON

| Year | Team | GP | GS | TACKLES | | | SACKS | | INTERCEPTIONS | | | | | FUMBLES | | | |
|---------------|-----------|----------|----------|----------|----------|----------|------------|------------|---------------|----------|----------|----------|----------|----------|----------|----------|---|
| | | | | TT | Solo | Asst. | No. | Yards | No. | Yards | LG | TD | PD | FF | FR | Yards | |
| 2014 | Baltimore | 2 | 2 | 6 | 5 | 1 | 0.0 | 0.0 | 0 | 0 | 0 | 0 | 2 | 2 | 0 | 0 | 0 |
| Totals | | 2 | 2 | 6 | 5 | 1 | 0.0 | 0.0 | 0 | 0 | 0 | 0 | 2 | 0 | 0 | 0 | |



BALTIMORE
RAVENS

74

JAMES HURST
TACKLE | 6-5 | 312

COLLEGE: North Carolina HS: Plainfield (IN)
BORN: 12/17/91, Plainfield, IN
EXP. (NFL/RAVENS): 2/2 GP/GS (PLAYOFFS): 32/13 (2/2)

KEY TRANSACTIONS:

- James Hurst signed with the Ravens as a rookie free agent on 5/12/14

CAREER HIGHLIGHTS:

- Competed in all 16 games for an O-line that permitted the NFL's third-fewest sacks (24) and helped produce a single-season franchise-record 4,271 net passing yards (eighth in the league) in 2015...The Ravens also posted the second-most total net yards (5,749) in team history
- Saw action in all 16 games as a rookie in 2014, including five starts (at LT), for an offense that established franchise single-season records in yards (5,838) and points scored (409), as a rookie in 2014
- Helped QB Joe Flacco establish career highs in passing yards (3,986) and TD passes (27), completing 62.1% of his passes (344 of 554) and registering a 91.0 QB rating (2014)
- Was one of three rookie free agents (LB Zachary Orr and RB Fitzgerald Toussaint) to make the Ravens' 2014 opening-day 53-man roster
- Started both postseason contests at LT (for an injured Eugene Monroe) for an offense that produced 727 yards and 61 points, including a postseason-franchise-record 4 TD passes by QB Joe Flacco (1/10/15 at NE)

2015 SEASON HIGHLIGHTS: (GP/GS: 16/8) Competed in all 16 games for an offensive line that permitted the NFL's third-fewest sacks (24) and helped produce a single-season franchise-record 4,271 net passing yards (eighth in the league)...The Ravens also posted the second-most total net yards (5,749) in team history

- Started at TE in the Ravens' "jumbo formation" and played from scrimmage and on special teams in the 20-17 victory in **game 15 vs. Pit. (12/27)** and **game 14 vs. KC (12/20)**
- Subbed on an O-line that permitted just 1 sack against a Seattle pass rush that entered the contest ranked 11th in the NFL in sacks in **game 13 vs. Sea. (12/13)**
- Started at LT for an offensive line that did not permit a sack and helped gain 104 rushing yards on 23 attempts (4.5 avg.) in the 33-27 victory in **game 11 at Cle. (11/30)**
- Subbed at LT on an O-line that allowed just 1 sack (-7 yards) and helped generate 388 total net yards despite missing three starters – C Jeremy Zuttah, G Kelechi Osemele and T Eugene Monroe (left in the third quarter) – due to injury in the 16-13 victory in **game 10 vs. STL (11/22)**
- Saw action on special teams in **game 9 vs. Jax. (11/15)**
- Started at LT and blocked for QB Joe Flacco, who completed 25 of 37 passes for 319 yards, 1 TD and a season-high 103.3 rating, in the 29-26 victory in **game 8 vs. SD (11/1)**...Helped clear a path for Flacco's 1-yard TD plunge, giving the Ravens a 26-23 fourth-quarter lead
- Competed from scrimmage and on special teams in **game 7 at Ari. (10/26)** and **game 5 vs. Cle. (10/11)** and saw action on special teams in **game 6 at SF (10/18)**
- Started at LT for an offense that produced 191 rushing yards in the 23-20 OT victory in **game 4 at Pit. (10/1)**... Helped block for RB Justin Forsett, who carried the ball a career-high 27 times for 150 rushing yards (second most in his career)
- Started at LT for an offensive line that did not allow a sack and helped QB Joe Flacco produce 362 passing yards, including 186 to WR Steve Smith Sr., in **game 3 vs. Cin. (9/27)**...Smith Sr.'s 186 receiving yards rank third in his career and third all time in franchise history
- Started at LT in place of Eugene Monroe (concussion) and played every snap for an offense that gained the sixth-most net yards (493) in franchise history in **game 2 at Oak. (9/20)**...Helped protect QB Joe Flacco, who completed 32 of 45 passes for 2 TDs and 384 yards (fourth-best mark in franchise history)
- Subbed at LT for an injured Eugene Monroe (concussion) during the first quarter and played most of the **season opener at Den. (9/13)**

MARC TRESTMAN ON HURST

"I think James is a very good player. I watched him play last year against New England in a [Divisional Playoff] game, so he has had the experience. He has played in the big games."

SECURITY DETAIL

Since 2014 (over a 32-game span), Baltimore's 43 sacks permitted rank as the NFL's fewest. Baltimore has allowed zero sacks in 10 games dating back to 2014, a mark that ties (Cin.) for the NFL's most.

NFL'S FEWEST SACKS ALLOWED (Since 2014)

| Rk. | Team | Sacks |
|-----|--------------------|-------|
| 1. | Baltimore Ravens | 43 |
| 2. | Cincinnati Bengals | 55 |
| | Arizona Cardinals | 55 |

ZERO SACKS ALLOWED / GAMES (Since 2014)

| | |
|--------------------|----|
| Baltimore Ravens | 10 |
| Cincinnati Bengals | 10 |
| New York Giants | 8 |
| Oakland Raiders | 7 |





BALTIMORE
RAVENS

66

RYAN JENSEN
GUARD/CENTER | 6-4 | 310

COLLEGE: Colorado State - Pueblo HS: Fort Morgan (CO)
BORN: 5/27/91, Rangely, CO
EXP. (NFL/RAVENS): 2/2 GP/GS (PLAYOFFS): 12/6 (1/0)

KEY TRANSACTIONS:

- Ryan Jensen was signed to the Ravens' active roster on 12/16/14
- Signed to the Ravens' practice squad on 8/31/14
- Waived by Baltimore on 8/30/14
- Originally selected by the Ravens in the sixth round (203rd overall) of the 2013 NFL Draft
- Jensen was the second of two Ravens' picks in the sixth round (DE Kapron Lewis-Moore, 200th overall)

CAREER HIGHLIGHTS:

- Competed in 11 games for an offensive line that permitted the NFL's third-fewest sacks (24) and helped produce a single-season franchise-record 4,271 net passing yards (eighth in the league) in 2015...The Ravens also posted the second-most total net yards (5,749) in team history
- Made his first-career start (LG) for an injured Kelechi Osemele vs. STL (11/22/15)
- Saw action in his first-career NFL game, playing on special teams in the 20-10 victory vs. Cle. (12/28/14)
- Was on the active roster, but listed as a gameday inactive for all 16 games as a rookie in 2013

2015 SEASON HIGHLIGHTS: (GP/GS: 11/6) Competed in 11 games for an offensive line that permitted the NFL's third-fewest sacks (24) and helped produce a single-season franchise-record 4,271 net passing yards (eighth in the league)...The Ravens also posted the second-most total net yards (5,749) in team history

- Started at LG for an offensive line that allowed just 1 sack and helped convert 12 of 20 (60%) third-down attempts in the **season finale at Cin. (1/3/16)**
- Started at LG for an offensive line that helped generate 121 rushing yards, while also permitting just 1 sack, in the 20-17 victory in **game 15 vs. Pit. (12/27)**
- Started at LG on an O-line that permitted just 1 sack against a Seattle pass rush that entered the contest ranked 11th in the NFL in sacks in **game 13 vs. Sea. (12/13)**
- Played from scrimmage (one snap at LG) and on special teams in **game 12 at Mia. (12/6)**
- Started at LG for an offensive line that did not permit a sack and helped gain 104 rushing yards on 23 attempts (4.5 avg.) in the 33-27 victory in **game 11 at Cle. (11/30)**
- Registered his first-career start (LG) on an O-line that allowed just 1 sack (-7 yards) and helped generate 388 total net yards despite missing three starters – C Jeremy Zuttah, G Kelechi Osemele and T Eugene Monroe (left in the third quarter) – due to injury in the 16-13 victory in **game 10 vs. STL (11/22)**
- Was a gameday inactive in **game 9 vs. Jax. (11/15)**
- Competed on special teams in the 29-26 victory in **game 8 vs. SD (11/1)**
- Was a gameday inactive in **game 7 at Ari. (10/26)**, **game 6 at SF (10/18)** and **game 5 vs. Cle. (10/11)**
- Played from scrimmage (one snap at center) and on special teams in **game 4 at Pit. (10/1)**
- Saw action on special teams in **game 3 vs. Cin. (9/27)** and **game 2 at Oak. (9/20)**
- Was a gameday inactive for the **season opener at Den. (9/13)**

SECURITY DETAIL

Since 2014 (over a 32-game span), Baltimore's 43 sacks permitted rank as the NFL's fewest. Baltimore has allowed zero sacks in 10 games dating back to 2014, a mark that ties (Cin.) for the NFL's most.

NFL'S FEWEST SACKS ALLOWED (Since 2014)

| Rk. | Team | Sacks |
|-----|--------------------|-------|
| 1. | Baltimore Ravens | 43 |
| 2. | Cincinnati Bengals | 55 |
| | Arizona Cardinals | 55 |

ZERO SACKS ALLOWED / GAMES (Since 2014)

| | |
|--------------------|----|
| Baltimore Ravens | 10 |
| Cincinnati Bengals | 10 |
| New York Giants | 8 |
| Oakland Raiders | 7 |



BALTIMORE
RAVENS

97

TIMMY JERNIGAN
DEFENSIVE TACKLE | 6-2 | 302

COLLEGE: Florida State HS: Columbia (Lake City, FL)

BORN: 9/24/92, Lake City, FL

EXP. (NFL/RAVENS): 2/2 GP/GS (PLAYOFFS): 27/9 (1/0)

KEY TRANSACTIONS:

- Timmy Jernigan was selected by the Ravens in the second round (48th overall) of the 2014 NFL Draft
- Elected to forego his senior season at Florida State to declare for the NFL Draft.

CAREER HONORS:

- PFWA All-Rookie Team (2014)

CAREER HIGHLIGHTS:

- In 2015, established career highs with 37 tackles (18 solo) and 4 sacks (tied, 2014) for the NFL's eighth-ranked defense (337.4 ypg), which finished No. 2 overall (291.1 ypg) and No. 1 vs. the pass (183.3 ypg) over the season's final eight games
- Established a career high in tackles (6) and matched a career best in solo stops (3) vs. KC (12/20/15)...Matched both marks at Cin. (1/3/16)
- Started his first-career game and responded with career highs in solo stops (3, tied) and sacks (2) for a defense that posted a season-high 8 sacks and held the Jags to 28% (5 of 18) on third down in the 20-12 victory (12/14/14)
- His four sacks in 2014 are the most by a Ravens' rookie DT in team history

2015 SEASON HIGHLIGHTS: Established career highs with 37 tackles (18 solo) and 4 sacks (tied, 2014) for the NFL's eighth-ranked defense (337.4 ypg), which finished No. 2 overall (291.1 ypg) and No. 1 vs. the pass (183.3 ypg) over the season's final eight games

- Led all Baltimore D-linemen with a career-high-tying 6 tackles for a defense that did not allow a third-down conversion (0 of 9) in the **season finale at Cin. (1/3/16)**

- Notched 2 QB hits, including 1 sack (-8 yards), and 1 TFL for a defense that permitted just 308 net yards (Pittsburgh's third fewest of the season) and snapped the Steelers' streak of six-straight 30-point performances in the 20-17 victory in **game 15 vs. Pit. (12/27)**
- Recorded a career-high 6 tackles and a career-high-tying 3 solo stops for a defense that held the Chiefs to 277 total net yards (164 passing) in **game 14 vs. KC (12/20)**
- Credited with 2 QB hits for a defense that allowed a season-low 8 first downs, held Miami to 30.8% (4 of 13) on third down and permitted just 86 yards on 9-of-19 passing (47.4%) in **game 12 at Mia. (12/6)**
- Paired with OLB Elvis Dumervil to sack (-8 yards) QB Austin Davis with 1:19 remaining in the contest, adding 3 QB hits and 3 tackles (2 solo) for a defense that allowed a season-low 63 net rushing yards and held the Browns to 27% (4 of 15) on third down in the 33-27 victory in **game 11 at Cle. (11/30)**
- Matched a then-career high with 4 tackles for a defense that allowed 213 total net yards and 2.8 yards per rush (82 yards on 29 carries) in the 16-13 victory in **game 10 vs. STL (11/22)**
- Recorded 1 sack (-11 yards) and 2 solo stops for a defense that did not allow a rushing TD and held the Chargers to 3.1 yards per rushing attempt in the 29-26 victory in **game 8 vs. SD (11/1)**
- Posted 3 tackles (2 solo) and a half-sack (-2.5 yards) for a defense that held the 49ers to 65 rushing yards (2.6 avg.) in **game 6 at SF (10/18)**
- Registered 1 sack (-11 yards) and 1 solo stop, helping limit the Browns to just 83 rushing yards (3.3 avg.), in **game 5 vs. Cle. (10/11)**
- Subbed and posted 1 solo stop for a defense that held the Steelers to 263 total net yards and 15% (2 of 13) on third down in the 23-20 OT victory in **game 4 at Pit. (10/1)**
- Notched 4 tackles for a defense that held the Bengals to a then-season-low 86 rushing yards (2.8 avg.), extending its then-NFL-best streak of not allowing a 100-yard rusher to 29 contests in **game 3 vs. Cin. (9/27)**

2015

GAME-BY-GAME DEFENSE

RAVENS

| Date/Opp. | TT | Solo | Asst. | Sacks | INT | PD | FF | FR |
|----------------|-----------|-----------|-----------|-----------------|------------|----------|----------|----------|
| 9/13 @ Den. | | | | INACTIVE - KNEE | | | | |
| 9/20 @ Oak. | 0 | 0 | 0 | 0-0 | 0-0 | 0 | 0 | 0 |
| 9/27 vs. Cin. | 4 | 1 | 3 | 0-0 | 0-0 | 0 | 0 | 0 |
| 10/1 @ Pit. | 1 | 1 | 0 | 0-0 | 0-0 | 0 | 0 | 0 |
| 10/11 vs. Cle. | 1 | 1 | 0 | 1-11 | 0-0 | 0 | 0 | 0 |
| 10/18 @ SF | 3 | 1 | 2 | 0.5-2.5 | 0-0 | 0 | 0 | 0 |
| 10/26 @ Ari. | 0 | 0 | 0 | 0-0 | 0-0 | 0 | 0 | 0 |
| 11/1 vs. SD | 2 | 2 | 0 | 1-11 | 0-0 | 0 | 0 | 0 |
| 11/15 vs. Jax. | 2 | 1 | 1 | 0-0 | 0-0 | 0 | 0 | 0 |
| 11/22 vs. STL | 4 | 1 | 3 | 0-0 | 0-0 | 0 | 0 | 0 |
| 11/30 @ Cle. | 3 | 2 | 1 | 0.5-4 | 0-0 | 0 | 0 | 0 |
| 12/6 @ Mia. | 0 | 0 | 0 | 0-0 | 0-0 | 0 | 0 | 0 |
| 12/13 vs. Sea. | 4 | 1 | 3 | 0-0 | 0-0 | 0 | 0 | 0 |
| 12/20 vs. KC | 6 | 3 | 3 | 0-0 | 0-0 | 0 | 0 | 0 |
| 12/27 vs. Pit. | 1 | 1 | 0 | 1-8 | 0-0 | 0 | 0 | 0 |
| 1/3/16 @ Cin. | 6 | 3 | 3 | 0-0 | 0-0 | 0 | 0 | 0 |
| Totals | 37 | 18 | 19 | 4-36.5 | 0-0 | 0 | 0 | 0 |

BRANDON WILLIAMS ON JERNIGAN

"Timmy Jernigan is doing a great job. He's a pit bull. He's a great guy, a great teammate, great player. He's making great strides, and that's the same thing that goes with 'C.B.' [defensive line coach Clarence Brooks] teaching him how to be a better player and turn it up a notch for his second year."



97 TIMMY JERNIGAN

REGULAR SEASON

| Year | Team | GP | GS | TACKLES | | | SACKS | | INTERCEPTIONS | | | | | FUMBLES | | | |
|---------------|-----------|-----------|----------|-----------|-----------|-----------|------------|-------------|---------------|----------|----------|----------|----------|----------|----------|----------|----------|
| | | | | TT | Solo | Asst. | No. | Yards | No. | Yards | LG | TD | PD | FF | FR | Yards | |
| 2014 | Baltimore | 12 | 3 | 23 | 11 | 12 | 4.0 | 27.0 | 0 | 0 | 0 | 0 | 0 | 0 | 0 | 0 | 0 |
| 2015 | Baltimore | 15 | 6 | 37 | 18 | 19 | 4.0 | *36.5 | 0 | 0 | 0 | 0 | 0 | 0 | 0 | 0 | 0 |
| Totals | | 27 | 9 | 60 | 29 | 31 | 8.0 | 63.5 | 0 | 0 | 0 | 0 | 0 | 0 | 0 | 0 | 0 |

*LED TEAM

CAREER SINGLE-GAME HIGHS (REGULAR SEASON)

Total Tackles:

6 2 times (last: 1/3/16 at Cin.)

Solo Tackles:

3 3 times (last: 1/3/16 at Cin.)

Sacks:

2 (12/14/14 vs. Jax.)

INTs:

None

Passes Defensed:

None

Forced Fumbles:

None

Fumble Recoveries:

None

POSTSEASON

| Year | Team | GP | GS | TACKLES | | | SACKS | | INTERCEPTIONS | | | | | FUMBLES | | | |
|---------------|-----------|----------|----------|----------|----------|----------|------------|------------|---------------|----------|----------|----------|----------|----------|----------|----------|----------|
| | | | | TT | Solo | Asst. | No. | Yards | No. | Yards | LG | TD | PD | FF | FR | Yards | |
| 2014 | Baltimore | 1 | 0 | 2 | 2 | 0 | 1.0 | 6.0 | 0 | 0 | 0 | 0 | 0 | 0 | 0 | 0 | 0 |
| Totals | | 1 | 0 | 2 | 2 | 0 | 1.0 | 6.0 | 0 | 0 | 0 | 0 | 0 | 0 | 0 | 0 | 0 |

SPOTLIGHT: TIMMY JERNIGAN

What do you enjoy most about rushing the QB? "I feel like it's definitely a reward whenever you get to the quarterback, because in this league, going against these offensive linemen, they're so big, strong, talented, and they're smart on top of that, so it's hard to make those plays. Every time you get to the quarterback – especially playing defensive tackle – it's special. It's a little bit easier when you're coming from the end, but as a tackle, it's pretty tough."

What is the most underrated part of the game? "As a defensive lineman, I think a lot of inside players go unnoticed, like defensive tackle, nose guard. I feel like you have to be a really special player to stand out in there. I think they get overlooked a little bit. But at the end of the day, it's part of the game when you're playing that nose guard. You have to do a lot of the dirty work to help everybody out and make plays."

You've said that OLB Elvis Dumervil makes suggestions to you during games. What is that process like? "It's fun. He makes life easy on me when I'm out there with him. Even last year with guys like [Terrell] Suggs, he did the same thing. Playing with those veteran guys – guys that know the game, have been around the game – it makes it so much easier for me. It just slows it down for me."

What was it like being coached by your dad in high school? "He helped coach me on the defensive line. It was fun. He came out to work every day. He motivated me, because he played the same exact position when he was in high school. Picking his brain a little bit and getting knowledge from him, it definitely helped me. [My dad's team] went to the fourth round [of the Florida High School Football Playoffs] this year and lost the game before the State Championship. That was a bummer for them."

Your dream job: "To be a D-line coach. That's my dream job when I'm done with playing. That's why I try to pay attention to every little technique – every little thing that my coaches tell me – to have it in my arsenal when I get ready to do the same thing. I would coach high school, college, maybe. I don't know if I would want to be an NFL coach."

Favorite possession: "I have an antique car – a 1964 Chevy Impala."

Favorite quote: "There was a quote I got from a Navy SEAL when I was at Florida State. He said, 'The more you sweat in peace, the less you bleed in war.' I think that pertained to me a lot. The more you work – the more you put in when you're away from it – when it's time to play the game, the less you'll sweat and the more it'll be easier to you."



BALTIMORE
RAVENS

44

KYLE JUSZCZYK
FULLBACK | 6-1 | 248

COLLEGE: Harvard HS: Cloverleaf (Lodi, OH)

BORN: 4/23/91, Medina, OH

EXP. (NFL/RAVENS): 3/3 GP/GS (PLAYOFFS): 48/25 (2/1)

KEY TRANSACTIONS:

- Kyle Juszczyk was selected by the Ravens in the fourth round (130th overall) of the 2013 NFL Draft

CAREER HONORS:

- Pro Bowl first alternate (2014)
- Pro Bowl third alternate (2015)

CAREER HIGHLIGHTS:

- Led all NFL FBs with career highs in receptions (41), receiving yards (321) and receiving TDs (4) for the league's No. 8 passing attack (266.9 ypg), which gained a single-season team-record 4,271 net passing yards in 2015
- Tallied career highs in catches (5, tied) and receiving yards (55) vs. Pit. (12/27/15)
- Recorded his first-career carries vs. STL (11/22/15)
- Set a career high with 5 receptions (since tied) for 47 yards, including a 22-yard long gain, vs. Jax. (11/15/15)
- Posted his first-career reception (finished the game with 3 catches for 54 receiving yards) and his first-career TD (9-yarder) in the 23-21 victory at Cle. (9/21/14)
- Played in all 16 games (recording 5 special teams tackles) as a rookie in 2013

2015 SEASON HIGHLIGHTS:

Led all NFL FBs with career highs in receptions (41), receiving yards (321) and receiving TDs (4) for the league's No. 8 passing attack (266.9 ypg), which gained a single-season franchise-record 4,271 net passing yards...The Ravens also produced the second-most total net yards (5,749) in team history

- Secured his fifth-career receiving TD, posting 18 yards on 2 catches, for an offense that converted 12 of 20 (60%) third-down attempts in the **season finale at Cin. (1/3/16)**
- Produced a career-high 55 yards on a career-high-tying 5 receptions for an offense that produced 386 net yards in the 20-17 victory in **game 15 vs. Pit. (12/27)**...Secured a 34-yard fourth-quarter catch to set up a RB Javorius Allen TD run two plays later
- Posted 26 yards on a career-high-tying 5 receptions, including a 1-yard TD catch, in **game 14 vs. KC (12/20)**
- Caught a 15-yard pass to the Browns' 19-yard line, leading to a QB Matt Schaub-to-WR Kamar Aiken TD pass two plays later, in the 33-27 victory in **game 11 at Cle. (11/30)**...Finished the contest with 18 receiving yards on 2 receptions
- Recorded his first-career carries (2 for 3 yards) and 10 yards on 3 receptions for an offense that totaled 388 net yards in the 16-13 victory in **game 10 vs. STL (11/22)**
- Totaled 47 yards on a career-high 5 receptions, including a fourth-quarter 22-yard catch and run into Jacksonville territory, for an offense that generated 397 total net yards and converted 8 of 14 (57.1%) third-down attempts in **game 9 vs. Jax. (11/15)**
- Posted a career-long 39-yard reception on the opening drive of the second half for an offense that gained 365 total net yards in the 29-26 victory in **game 8 vs. SD (11/1)**
- Matched a career high with 4 receptions for 15 yards in **game 7 at Ari. (10/26)**, including a 1-yard TD catch
- Scored his second-career TD on an 8-yard reception for an offense that scored TDs in four of five red zone appearances (80%) in **game 5 vs. Cle. (10/11)**...Finished the game with 3 catches for 31 yards (10.3 avg.)
- Played from scrimmage and on special teams, posting 1 catch for 3 receiving yards, in the 23-20 come-from-behind, overtime victory in **game 4 at Pit. (10/1)**
- Contributed 11 receiving yards on 1 reception for an offense that gained the sixth-most net yards (493) in franchise history in **game 2 at Oak. (9/20)**



44 KYLE JUSZCZYK

REGULAR SEASON

| Year | Team | GP | GS | RUSHING | | | | | RECEIVING | | | | | |
|---------------|-----------|-----------|-----------|----------|----------|------------|----------|----------|-----------|------------|------------|-----------|----------|---|
| | | | | No. | Yards | Avg. | LG | TD | No. | Yards | Avg. | LG | TD | |
| 2013 | Baltimore | 16 | 0 | 0 | 0 | 0.0 | 0 | 0 | 0 | 0 | 0 | 0.0 | 0 | 0 |
| 2014 | Baltimore | 16 | 14 | 0 | 0 | 0.0 | 0 | 0 | 19 | 182 | 9.6 | 33 | 1 | |
| 2015 | Baltimore | 16 | 11 | 2 | 3 | 1.5 | 2 | 0 | 41 | 321 | 7.8 | 39 | 4 | |
| Totals | | 48 | 25 | 2 | 3 | 1.5 | 2 | 0 | 60 | 503 | 8.4 | 39 | 5 | |

SPECIAL TEAMS TACKLES (9): 2013 (5); 2014 (3); 2015 (1)

CAREER SINGLE-GAME HIGHS (REGULAR SEASON)

RUSHING

Carries: 2 (11/22/15 vs. STL)
Long Gain: 2 (11/22/15 vs. STL)
Yardage: 3 (11/22/15 vs. STL)
Touchdowns: None

RECEIVING

Receptions: 5 3 times (last: 12/27/15 vs. Pit.)
Yardage: 55 (12/27/15 vs. Pit.)

Long Gain: 39 (11/1/15 vs. SD)
Touchdowns: 1 5 times (1/3/16 at Cin.)

Additional Statistics: Has 5 KORs for 52 yards (10.4 avg.)

POSTSEASON

| Year | Team | GP | GS | RUSHING | | | | | RECEIVING | | | | |
|---------------|-----------|----------|----------|----------|----------|------------|----------|----------|-----------|-----------|------------|-----------|----------|
| | | | | No. | Yards | Avg. | LG | TD | No. | Yards | Avg. | LG | TD |
| 2014 | Baltimore | 2 | 1 | 0 | 0 | 0.0 | 0 | 0 | 6 | 45 | 7.5 | 11 | 0 |
| Totals | | 2 | 1 | 0 | 0 | 0.0 | 0 | 0 | 6 | 45 | 7.5 | 11 | 0 |

"JUICE" LEADS THE WAY



FB Kyle Juszczyk's career highs in receptions (41), receiving yards (321) and receiving TDs (4) led all NFL fullbacks in 2015. Additionally, "Juice" has played in 48-consecutive games, tying Kansas City's Anthony Sherman for the longest active streak among NFL fullbacks.

RECEPTIONS / NFL FBS (2015 Season)

1. Kyle Juszczyk (Bal.) 41
2. Marcel Reece (Oak.) 30

RECEIVING YARDS / NFL FBS (2015 Season)

1. Kyle Juszczyk (Bal.) . . . 321
2. Marcel Reece (Oak.) . . . 269

RECEIVING TDs /NFL FBS (2015 Season)

1. Kyle Juszczyk (Bal.) 4
2. Marcel Reece (Oak.) 3
- Mike Tolbert (Car.) 3
4. Patrick DiMarco (Atl.) 2
5. Michael Burton (Det.) . . . 1
- Jalston Fowler (Ten.) 1
- Zach Line (Min.) 1

2015

GAME-BY-GAME OFFENSE

| Date/Opp. | RUSHING | | | | | RECEIVING | | | | |
|----------------|----------|----------|------------|----------|----------|-----------|------------|------------|-----------|----------|
| | No. | Yds. | Avg. | LG | TD | No. | Yds. | Avg. | LG | TD |
| 9/13 @ Den. | 0 | 0 | 0.0 | 0 | 0 | 4 | 17 | 4.3 | 9 | 0 |
| 9/20 @ Oak. | 0 | 0 | 0.0 | 0 | 0 | 1 | 11 | 11.0 | 11 | 0 |
| 9/27 vs. Cin. | 0 | 0 | 0.0 | 0 | 0 | 2 | 11 | 5.5 | 9 | 0 |
| 10/1 @ Pit. | 0 | 0 | 0.0 | 0 | 0 | 1 | 3 | 3.0 | 3 | 0 |
| 10/11 vs. Cle. | 0 | 0 | 0.0 | 0 | 0 | 3 | 31 | 10.3 | 15 | 1 |
| 10/18 @ SF | 0 | 0 | 0.0 | 0 | 0 | 2 | 22 | 11.0 | 17 | 0 |
| 10/26 @ Ari. | 0 | 0 | 0.0 | 0 | 0 | 4 | 15 | 3.8 | 11 | 1 |
| 11/1 vs. SD | 0 | 0 | 0.0 | 0 | 0 | 1 | 39 | 39.0 | 39 | 0 |
| 11/15 vs. Jax. | 0 | 0 | 0.0 | 0 | 0 | 5 | 47 | 9.4 | 22 | 0 |
| 11/22 vs. STL | 2 | 3 | 1.5 | 2 | 0 | 3 | 10 | 3.3 | 7 | 0 |
| 11/30 @ Cle. | 0 | 0 | 0.0 | 0 | 0 | 2 | 18 | 9.0 | 15 | 0 |
| 12/6 @ Mia. | 0 | 0 | 0.0 | 0 | 0 | 1 | -2 | -2.0 | -2 | 0 |
| 12/13 vs. Sea. | 0 | 0 | 0.0 | 0 | 0 | 0 | 0 | 0.0 | 0 | 0 |
| 12/20 vs. KC | 0 | 0 | 0.0 | 0 | 0 | 5 | 26 | 5.2 | 11 | 1 |
| 12/27 vs. Pit. | 0 | 0 | 0.0 | 0 | 0 | 5 | 55 | 11.0 | 34 | 0 |
| 1/3/16 @ Cin. | 0 | 0 | 0.0 | 0 | 0 | 2 | 18 | 9.0 | 16 | 1 |
| Totals | 2 | 3 | 1.5 | 2 | 0 | 41 | 321 | 7.8 | 39 | 4 |



BALTIMORE
RAVENS

4

SAM KOCH
PUNTER | 6-1 | 219

COLLEGE: Nebraska HS: Seward (NE)

BORN: 8/13/82, York, NE

EXP. (NFL/RAVENS): 10/10 GP/GS (PLAYOFFS): 160/0 (16/0)

1
PRO BOWL

CAREER HONORS:

- Pro Bowl (2015)
- Two-time Pro Bowl first alternate (2010, 2014)
- PFWA All-AFC (2015)
- AFC Special Teams Player of the Week (Week 16, 2008)
- Ravens Roost Unsung Hero Award (2015)
- Ravens Roost Extra Effort Award (2008)

2015 SEASON HIGHLIGHTS: Earned his first-career Pro Bowl after posting the NFL's second-best net (42.9) and ninth-best gross (46.7) averages...Limited opponents to a franchise-record 5.0 punt return average (No. 2 in the NFL)

- Recorded a season-high-tying 3 kicks inside the 20, including boots to the Bengals' 6- and 4-yard lines, in the **season finale at Cin. (1/3/16)**
- Pinned the opponent behind its 20-yard line a season-high-tying 3 times, including a 56-yarder to the Seahawks' 5, on 5 punts (45.2 avg.), in **game 13 vs. Sea. (12/13)**
- Posted 5 punts for 53.4 gross and 46.4 net averages, crushing a 67-yard season-long punt to the Miami 1-yard line, in **game 12 at Mia. (12/6)**...Dropped 2 kicks inside the Dolphins' 20-yard line
- Tallied 7 punts for 336 yards (48.0 avg.) and a 46.3 net average in the 16-13 victory in **game 10 vs. STL (11/22)**... Twice pinned the Rams inside their 20-yard line
- Helped the Ravens win the field position battle with a 62-yard boot to the Chargers' 3-yard line and a 60-yard punt that resulted in a -2-yard return in the 29-26 victory in **game 8 vs. SD (11/1)**
- Booted a 62-yard punt, recording 53.0 gross and 51.7 net averages, in **game 6 at SF (10/18)**...Added 2 punts inside the 20-yard line in his 150th-career game
- Registered the second-best single-game net average in Ravens history (49.2), pinning the Browns inside their 20-yard line twice, in **game 5 vs. Cle. (10/11)**...Drilled a 57-yarder to the Browns' 5-yard line in the fourth quarter
- Averaged 51.0 yards on 4 punts, including a 57-yard long, in the 23-20 OT victory in **game 4 at Pit. (10/1)**
- Notched a special teams tackle and 92 yards on 2 punts (1 inside the 20-yard line) in **game 2 at Oak. (9/20)**

KEY TRANSACTIONS:

- Sam Koch was originally drafted by the Ravens in the sixth round (203rd overall) of the 2006 NFL Draft

CAREER HIGHLIGHTS:

- Earned his first-career Pro Bowl after posting the NFL's second-best net (42.9) and ninth-best gross (46.7) averages...Limited opponents to a franchise-record 5.0 punt return average (No. 2 in the NFL)
- Has played in a franchise record 160-consecutive games
- Owns franchise records with 782 punts for 35,324 yards and a 45.2 career gross average...His 39.4 career net average also ranks first in team history
- His 280 career punts inside the 20 rank first on the Ravens' all-time list (Kyle Richardson is second with 128)...The 280 are the fourth most in the NFL since 2006
- Played in his franchise-record 130th-consecutive game (now 160), passing OLB Jarret Johnson (2003-11) for the longest streak in Ravens franchise history in the 26-6 victory vs. Pit. (9/11/14)
- Led the NFL in net punting average (43.3) in 2014, a figure that ranks as the fourth-best mark in league history...Punted 60 times for 2,841 yards, finishing third in the NFL with a 47.4 average...Also placed 26 punts inside the 20
- Scored his first-career TD, scrambling for a 7-yard run on a fake FGA in the 55-20 victory vs. Oak. (11/11/12)
- Led the AFC and was second in the NFL, placing a career-high 39 punts inside the 20 in 2010
- Koch's 43.3 net punting average and 47.4 gross punting average in 2014 are both Ravens' single-season records
- Blasted a team-record 74-yard punt at Hou. (11/9/08)

2015

GAME-BY-GAME PUNTING

RAVENS

| Date/Opp. | No. | Yards | Avg. | Net Avg. | LG | In 20 | TB | BLK |
|----------------|-----------|--------------|-------------|-------------|-----------|-----------|----------|----------|
| 9/13 @ Den. | 6 | 310 | 51.7 | 48.3 | 59 | 2 | 0 | 0 |
| 9/20 @ Oak. | 2 | 92 | 46.0 | 43.5 | 46 | 1 | 0 | 0 |
| 9/27 vs. Cin. | 4 | 174 | 43.5 | 37.3 | 47 | 1 | 0 | 0 |
| 10/1 @ Pit. | 4 | 204 | 51.0 | 38.3 | 57 | 0 | 0 | 0 |
| 10/11 vs. Cle. | 6 | 297 | 49.5 | 49.2 | 57 | 2 | 0 | 0 |
| 10/18 @ SF | 3 | 159 | 53.0 | 51.7 | 62 | 2 | 0 | 0 |
| 10/26 @ Ari. | 6 | 272 | 45.3 | 42.2 | 51 | 2 | 0 | 0 |
| 11/1 vs. SD | 2 | 122 | 61.0 | 62.0 | 62 | 1 | 0 | 0 |
| 11/15 vs. Jax. | 5 | 202 | 40.4 | 36.0 | 45 | 3 | 1 | 0 |
| 11/22 vs. STL | 7 | 336 | 48.0 | 46.3 | 56 | 2 | 0 | 0 |
| 11/30 @ Cle. | 4 | 171 | 42.8 | 39.8 | 46 | 1 | 0 | 0 |
| 12/6 @ Mia. | 5 | 267 | 53.4 | 46.4 | 67 | 2 | 1 | 0 |
| 12/13 vs. Sea. | 5 | 226 | 45.2 | 41.2 | 56 | 3 | 1 | 0 |
| 12/20 vs. KC | 5 | 218 | 43.6 | 41.4 | 50 | 2 | 0 | 0 |
| 12/27 vs. Pit. | 6 | 234 | 39.0 | 32.3 | 44 | 2 | 2 | 0 |
| 1/3/16 @ Cin. | 4 | 170 | 42.5 | 42.5 | 48 | 3 | 0 | 0 |
| Totals | 74 | 3,454 | 46.7 | 42.9 | 67 | 29 | 5 | 0 |



4 SAM KOCH

REGULAR SEASON

| Year | Team | GP | GS | No. | Yards | Avg. | Net Avg. | LG | In 20 | TB | BLK |
|---------------|-----------|------------|----------|------------|---------------|-------------|-------------|-----------|------------|-----------|----------|
| 2006 | Baltimore | 16 | 0 | 86 | 3,695 | 43.0 | 37.6 | 61 | 30 | 3 | 0 |
| 2007 | Baltimore | 16 | 0 | 78 | 3,397 | 43.6 | 36.0 | 64 | 20 | 9 | 1 |
| 2008 | Baltimore | 16 | 0 | 84 | 3,777 | 45.0 | 39.9 | 74 | 34 | 9 | 0 |
| 2009 | Baltimore | 16 | 0 | 73 | 3,188 | 43.7 | 37.9 | 60 | 26 | 5 | 1 |
| 2010 | Baltimore | 16 | 0 | 81 | 3,530 | 43.6 | 39.2 | 60 | 39 | 4 | 0 |
| 2011 | Baltimore | 16 | 0 | 73 | 3,393 | 46.5 | 38.6 | 63 | 21 | 9 | 0 |
| 2012 | Baltimore | 16 | 0 | 83 | 3,911 | 47.1 | 40.8 | 60 | 28 | 7 | 0 |
| 2013 | Baltimore | 16 | 0 | 90 | 4,138 | 46.0 | 38.9 | 69 | 27 | 9 | 1 |
| 2014 | Baltimore | 16 | 0 | 60 | 2,841 | 47.4 | #43.3 | 73 | 26 | 4 | 0 |
| 2015 | Baltimore | 16 | 0 | 74 | 3,454 | 46.7 | 42.9 | 67 | 29 | 5 | 0 |
| Totals | | 160 | 0 | 782 | 35,324 | 45.2 | 39.4 | 74 | 280 | 64 | 3 |

LED NFL

SPECIAL TEAMS TACKLES (13): 2006 (2); 2007 (1); 2008 (3); 2010 (1); 2011 (1); 2012 (3); 2013 (1); 2015 (1)

CAREER SINGLE-GAME HIGHS (REGULAR SEASON)

Punts: 10 (11/5/07 at Pit.)
Longest: 74 (11/9/08 at Hou.)
Inside 20: 5 3 times (last: 11/2/14 at Pit.)
Net Avg.: 62.0, 2-122 (11/1/15 vs. SD)
Gross Avg.: 63.0, 2-126 (11/24/14 at NO)

Additional Statistics: Scored his first-career TD, a 7-yard scramble, on a fake FGA vs. Oak. (11/11/12); Rushed 10 yards for a first down at Cin. (12/30/12); Completed a 13-yard pass on a fake punt vs. Min. (11/7/10); Scored a 2-point conversion on a fake PAT vs. Pit. (9/11/11); Rushed for 7 yards on a fake punt vs. KC (12/20/15)

POSTSEASON

| Year | Team | GP | GS | No. | Yards | Avg. | Net Avg. | LG | In 20 | TB | BLK |
|---------------|-----------|-----------|----------|-----------|--------------|-------------|-------------|-----------|-----------|-----------|----------|
| 2006 | Baltimore | 1 | 0 | 5 | 190 | 38.0 | 27.4 | 47 | 1 | 1 | 0 |
| 2008 | Baltimore | 3 | 0 | 20 | 845 | 42.3 | 38.1 | 52 | 7 | 2 | 0 |
| 2009 | Baltimore | 2 | 0 | 9 | 374 | 41.6 | 35.2 | 59 | 3 | 0 | 0 |
| 2010 | Baltimore | 2 | 0 | 6 | 277 | 46.2 | 39.2 | 61 | 4 | 1 | 0 |
| 2011 | Baltimore | 2 | 0 | 13 | 619 | 47.6 | 43.7 | 64 | 2 | 2 | 0 |
| 2012 | Baltimore | 4 | 0 | 22 | 1,013 | 46.0 | 34.3 | 60 | 8 | 4 | 0 |
| 2014 | Baltimore | 2 | 0 | 5 | 250 | 50.0 | 34.2 | 53 | 0 | 0 | 1 |
| Totals | | 16 | 0 | 80 | 3,568 | 44.6 | 36.8 | 64 | 25 | 10 | 1 |

4 SAM KOCH

SOARING WITH SAM

P Sam Koch, a 2015 Pro Bowl selection, owns a 45.2 career gross average and 39.4 career net, both marks that rank first in Ravens history. In 2014, Koch posted a career-high and Ravens franchise-record 47.4-yard gross average and a 43.3-yard net average, shattering his previous personal bests.

CAREER GROSS PUNTING AVG. (Ravens History)

| Rk. | Player | Avg. |
|-----|-----------------|------|
| 1. | Sam Koch | 45.2 |
| 2. | Greg Montgomery | 43.2 |
| 3. | Dave Zastudil | 41.6 |

CAREER NET PUNTING AVG. (Ravens History)

| Rk. | Player | Avg. |
|-----|-----------------|------|
| 1. | Sam Koch | 39.4 |
| 2. | Greg Montgomery | 37.2 |
| 3. | Kyle Richardson | 35.4 |

SAM SCORES

In the 2012 Week 10 win over Oakland, **P Sam Koch** scored his first-career TD on a fake FG in the third quarter, scampering 7 yards for the score in the Ravens' 55-20 victory.

RAVENS IRONMAN

In 2014's Week 2 win vs. Pit., **P Sam Koch** passed OLB Jarret Johnson (129 games from 2003-11) for the longest streak (now 160 games) in Ravens history. Koch has not missed a game in his NFL career.

JERRY ROSBURG ON KOCH

"Sam is showing us this year all the things that he showed us last year. He's a unique punter. I said this a year ago, and I'll say it again: He's changing the way the game is going to be played. It's remarkable to me that more have not necessarily followed the lead. Perhaps that's an indication of how difficult it is to do what he's doing, because you don't see much of it – even from the highly-skilled professionals that we see on a weekly basis."

PIN 'EM DEEP

P Sam Koch is the Ravens' all-time leader in punts inside the 20 (currently has 280 during his career). In 2010, he posted a career-high 39 boots inside the 20, which were the NFL's second most and tied for eighth best all time in league history.

PUNTS INSIDE THE 20 (Ravens History)

| Rk. | Player | In 20 |
|-----|-----------------|-------|
| 1. | Sam Koch | 280 |
| 2. | Kyle Richardson | 128 |
| 3. | Dave Zastudil | 89 |

PUNTS INSIDE THE 20 (2010 NFL Season)

| Rk. | Player | In 20 |
|-----|-------------------|-------|
| 1. | Steve Weatherford | 42 |
| 2. | Sam Koch | 39 |
| 3. | Andy Lee | 34 |

Koch Quick Hit:

- In 2010, Koch (39) tied (Kyle Richardson, 1999) for the most single-season punts inside the 20 in Ravens history.

IN THE 20

Since 2006, when he entered the league, **P Sam Koch's** 280 punts inside the 20 rank fourth in the NFL.

NFL PUNTS INSIDE THE 20 / SINCE 2006

| Rk. | Player | In 20 |
|-----|----------------------|-------|
| 1. | Dustin Colquitt (KC) | 326 |
| 2. | Andy Lee (Cle.) | 285 |
| | Donnie Jones (Phi.) | 285 |
| 4. | Sam Koch (Bal.) | 280 |

NFL'S BEST PUNTER

P Sam Koch had a monster 2014, producing the NFL's No. 3 gross average (47.4) and the No. 1 net average (43.3). Both marks are career highs and Ravens single-season records. Additionally, his 43.3 net average ranks as the fifth-best figure in NFL history.

GROSS PUNTING AVERAGE (2014 Season)

| Rk. | Player | Gross Avg. |
|-----|-------------|------------|
| 1. | Tress Way | 47.5 |
| | Bryan Anger | 47.5 |
| 3. | Sam Koch | 47.3 |

NET PUNTING AVERAGE (2014 Season)

| Rk. | Player | Net Avg. |
|-----|-----------------|----------|
| 1. | Sam Koch | 43.3* |
| 2. | Thomas Morstead | 42.9 |
| 3. | Pat McAfee | 42.8 |

* 5th-best in NFL single-season history

In his Pro Bowl 2015 campaign, Koch's gross average (46.7) ranked ninth in the NFL, while his net average (42.9) was second. Koch's 5.0 PR average allowed ranked No. 2 in the NFL.

NET RETURN AVERAGE (2015 Season)

| Rk. | Player | Gross Avg. |
|-----|--------------|------------|
| 1. | Tim Masthay | 4.24 |
| 2. | Sam Koch | 5.03 |
| 3. | Donnie Jones | 5.12 |
| 4. | Jacob Schum | 5.19 |

NET PUNTING AVERAGE (2015 Season)

| Rk. | Player | Net Avg. |
|-----|---------------|----------|
| 1. | Johnny Hekker | 43.7 |
| 2. | Sam Koch | 42.9 |
| 3. | Chris Jones | 42.5 |
| 4. | Sam Martin | 42.0 |





BALTIMORE
RAVENS

41

ANTHONY LEVINE SR.
DEFENSIVE BACK | 5-11 | 200

COLLEGE: Tennessee State HS: RJ Reynolds (Winston-Salem, NC)
BORN: 3/27/87, Abbeville, LA
EXP. (NFL/RAVENS): 4/4 GP/GS (PLAYOFFS): 50/3 (2/0)

CAREER HIGHLIGHTS:

- Started and led the team with a career-high 10 tackles (6 solo) vs. SD (11/30/14)
- Started his first-career game (at CB) and recorded his first-career tackle (finished with 4) and PD (had 2) for a defense that allowed just 45 total yards in the second half in the 21-7 victory vs. Ten. (11/9/14)
- Finished second on the team with a career-high 11 special teams tackles in 2013
- Saw action in his first-career NFL game in the 13-10 victory at Pit. (11/18/12)

KEY TRANSACTIONS:

- Anthony Levine Sr. re-signed with Baltimore on 3/12/15
- Signed to the Ravens' active roster from their practice squad on 11/17/12
- Signed to the Ravens' practice squad as a free agent on 9/3/12
- Originally signed with the Packers as a rookie free agent on 5/3/10

2015 SEASON HIGHLIGHTS: Posted 6 special teams stops for one of the league's top punt return coverage units, which allowed just 5.0 yards per return (No. 2 in NFL)

- Saw action primarily on special teams (1 snap from scrimmage) in the 20-17 victory in **game 15 vs. Pit. (12/27)**
- Competed on special teams in **games 11-14** and **16...** Helped block for S Will Hill III's game-winning TD return on DE Brent Urban's blocked FGA in **game 11 at Cle. (11/30)**
- Posted 1 special teams tackle in the 16-13 victory in **game 10 vs. STL (11/22)**
- Played on special teams and from scrimmage in **game 7-9...**Posted 1 solo stop **game 9 vs. Jax. (11/15)**
- Competed on special teams in **games 4-6**
- Played from scrimmage and on special teams in **game 3 vs. Cin. (9/27)**...Rushed for 3 yards on a fake punt, successfully converting a first down

2015

GAME-BY-GAME DEFENSE

RAVENS

| Date/Opp. | TT | Solo | Asst. | Sacks | INT | PD | FF | FR |
|----------------|----------|-----------------------------|----------|------------|------------|----------|----------|----------|
| 9/13 @ Den. | | SAW ACTION ON SPECIAL TEAMS | | | | | | |
| 9/20 @ Oak. | | SAW ACTION ON SPECIAL TEAMS | | | | | | |
| 9/27 vs. Cin. | 0 | 0 | 0 | 0-0 | 0-0 | 0 | 0 | 0 |
| 10/1 @ Pit. | | SAW ACTION ON SPECIAL TEAMS | | | | | | |
| 10/11 vs. Cle. | | SAW ACTION ON SPECIAL TEAMS | | | | | | |
| 10/18 @ SF | | SAW ACTION ON SPECIAL TEAMS | | | | | | |
| 10/26 @ Ari. | 0 | 0 | 0 | 0-0 | 0-0 | 0 | 0 | 0 |
| 11/1 vs. SD | 0 | 0 | 0 | 0-0 | 0-0 | 0 | 0 | 0 |
| 11/15 vs. Jax. | 1 | 1 | 0 | 0-0 | 0-0 | 0 | 0 | 0 |
| 11/22 vs. STL | | SAW ACTION ON SPECIAL TEAMS | | | | | | |
| 11/30 @ Cle. | | SAW ACTION ON SPECIAL TEAMS | | | | | | |
| 12/6 @ Mia. | | SAW ACTION ON SPECIAL TEAMS | | | | | | |
| 12/13 vs. Sea. | | SAW ACTION ON SPECIAL TEAMS | | | | | | |
| 12/20 vs. KC | | SAW ACTION ON SPECIAL TEAMS | | | | | | |
| 12/27 vs. Pit. | 0 | 0 | 0 | 0-0 | 0-0 | 0 | 0 | 0 |
| 1/3/16 @ Cin. | | SAW ACTION ON SPECIAL TEAMS | | | | | | |
| Totals | 1 | 1 | 0 | 0-0 | 0-0 | 0 | 0 | 0 |

REGULAR SEASON

| Year | Team | GP | GS | TACKLES | | | SACKS | | INTERCEPTIONS | | | | | FUMBLES | | | |
|---------------|-----------|-----------|----------|-----------|-----------|----------|------------|------------|---------------|----------|----------|----------|----------|----------|----------|----------|----------|
| | | | | TT | Solo | Asst. | No. | Yards | No. | Yards | LG | TD | PD | FF | FR | Yards | |
| 2012 | Baltimore | 2 | 0 | 0 | 0 | 0 | 0.0 | 0.0 | 0 | 0 | 0 | 0 | 0 | 0 | 0 | 0 | 0 |
| 2013 | Baltimore | 16 | 0 | 0 | 0 | 0 | 0.0 | 0.0 | 0 | 0 | 0 | 0 | 0 | 0 | 0 | 0 | 0 |
| 2014 | Baltimore | 16 | 3 | 23 | 16 | 7 | 0.0 | 0.0 | 0 | 0 | 0 | 0 | 4 | 0 | 0 | 0 | 0 |
| 2015 | Baltimore | 16 | 0 | 1 | 1 | 0 | 0.0 | 0.0 | 0 | 0 | 0 | 0 | 0 | 0 | 0 | 0 | 0 |
| Totals | | 50 | 3 | 24 | 17 | 7 | 0.0 | 0.0 | 0 | 0 | 0 | 0 | 4 | 0 | 0 | 0 | 0 |

SPECIAL TEAMS TACKLES (24): 2012 (1); 2013 (11); 2014 (6); 2015 (6)

CAREER SINGLE-GAME HIGHS (REGULAR SEASON)

Total Tackles:
10 (11/30/14 vs. SD)
Solo Tackles:
8 (11/24/14 at NO)
Sacks:
None

INTs:
None
Passes Defensed:
2 (11/9/14 vs. Ten.)

Forced Fumbles:
None
Fumble Recoveries:
None

Additional Statistics: Rushed for 3 yards, converting a first down on a fake punt, vs. Cin. (9/27/15); Has a FF on special teams at SF (10/18/15)

POSTSEASON

| Year | Team | GP | GS | TACKLES | | | SACKS | | INTERCEPTIONS | | | | | FUMBLES | | | |
|---------------|-----------|----------|----------|----------------------------|----------|----------|------------|------------|---------------|----------|----------|----------|----------|----------|----------|----------|----------|
| | | | | TT | Solo | Asst. | No. | Yards | No. | Yards | LG | TD | PD | FF | FR | Yards | |
| 2012 | Baltimore | 0 | 0 | INJURED RESERVE - SHOULDER | | | -- | -- | -- | -- | -- | -- | -- | -- | -- | -- | -- |
| 2014 | Baltimore | 2 | 0 | 3 | 3 | 0 | 0.0 | 0.0 | 0 | 0 | 0 | 0 | 0 | 0 | 0 | 0 | 0 |
| Totals | | 2 | 0 | 3 | 3 | 0 | 0.0 | 0.0 | 0 | 0 | 0 | 0 | 0 | 0 | 0 | 0 | 0 |



BALTIMORE
RAVENS

23

KENDRICK LEWIS
SAFETY | 6-0 | 205

COLLEGE: Mississippi HS: Gainesville (GA)
BORN: 6/16/88, New Orleans, LA
EXP. (NFL/RAVENS): 6/1 GP/GS (PLAYOFFS): 84/81 (2/2)

KEY TRANSACTIONS:

- Kendrick Lewis signed with Baltimore (three-year contract) on 3/17/15
- Originally drafted by Kansas City in the fifth round (136th overall) of the 2010 NFL Draft

CAREER HIGHLIGHTS:

- Established career highs in total tackles (84, led Texans), solo stops (52) and FFs (3), adding 6 PD, 2 INTs (1 returned for a TD) and 1 FR in 2014
- Recorded career highs in total tackles (12) and solo stops (11), along with 1 FF, at NYG (9/21/14)
- Scored his first-career TD on a career-long 59-yard INT return at Oak. 10/23/11)

2015 SEASON HIGHLIGHTS: Totaled 58 tackles (37 solo), 5 PD and 1 FF for the NFL's eighth-ranked defense (337.4 ypg), which finished No. 2 overall (291.1 ypg) and No. 1 vs. the pass (183.3 ypg) over the season's final eight games

- Recorded 5 tackles (most among Ravens DBs), including 1 TFL, for a defense that allowed 193 net passing yards (Pittsburgh's fourth fewest of the season) and snapped the Steelers' streak of six-straight 30-point performances in the 20-17 victory in **game 15 vs. Pit. (12/27)**
- Led Baltimore's DBs with 7 tackles (5 solo), including 1 TFL, and helped limit the Chiefs to just 164 net passing yards in **game 14 vs. KC (12/20)**
- Forced a RB Lamar Miller fourth-quarter fumble (recovered by OLB Courtney Upshaw) and posted 5 solo tackles for a defense that allowed a season-low 8 first downs, held Miami to 30.8% (4 of 13) on third down and permitted just 86 yards on 9-of-19 passing (47.4%) in **game 12 at Mia. (12/6)**
- Led the Ravens' secondary with a season-high 8 tackles (4 solo) for a defense that held the Rams to 131 net passing yards and 23% (3 of 13) on third down in the 16-13 victory in **game 10 vs. STL (11/22)**
- Registered 5 tackles (2 solo) and a career-high-tying 2 PD for a defense that allowed just 168 net passing yards, a season low for Jacksonville, while limiting the Jaguars to 25% (4 of 16) on third down in **game 9 vs. Jax. (11/15)**
- Left the game in the third quarter due to a knee injury after posting a solo stop in **game 6 at SF (10/18)**
- Posted 2 solo tackles, helping limit the Steelers to 96 net passing yards and a 3.2 yards-per-pass average in the 23-20 OT victory in **game 4 at Pit. (10/1)**
- Started his first game as a Raven, contributing 1 solo stop for a defense that did not allow a TD and held the Broncos to just 150 net passing yards in the **season opener at Den. (9/13)**

2015

GAME-BY-GAME DEFENSE

RAVENS

| Date/Opp. | TT | Solo | Asst. | Sacks | INT | PD | FF | FR |
|----------------|-----------------|-----------|-----------|------------|------------|----------|----------|----------|
| 9/13 @ Den. | 1 | 1 | 0 | 0-0 | 0-0 | 0 | 0 | 0 |
| 9/20 @ Oak. | 3 | 1 | 2 | 0-0 | 0-0 | 0 | 0 | 0 |
| 9/27 vs. Cin. | 1 | 0 | 1 | 0-0 | 0-0 | 1 | 0 | 0 |
| 10/1 @ Pit. | 2 | 2 | 0 | 0-0 | 0-0 | 0 | 0 | 0 |
| 10/11 vs. Cle. | 6 | 5 | 1 | 0-0 | 0-0 | 1 | 0 | 0 |
| 10/18 @ SF | 1 | 1 | 0 | 0-0 | 0-0 | 0 | 0 | 0 |
| 10/26 @ Ari. | INACTIVE - KNEE | | | | | | | |
| 11/1 vs. SD | 6 | 3 | 3 | 0-0 | 0-0 | 0 | 0 | 0 |
| 11/15 vs. Jax. | 5 | 2 | 3 | 0-0 | 0-0 | 2 | 0 | 0 |
| 11/22 vs. STL | 8 | 4 | 4 | 0-0 | 0-0 | 0 | 0 | 0 |
| 11/30 @ Cle. | 4 | 4 | 0 | 0-0 | 0-0 | 1 | 0 | 0 |
| 12/6 @ Mia. | 5 | 5 | 0 | 0-0 | 0-0 | 0 | 1 | 0 |
| 12/13 vs. Sea. | 3 | 1 | 2 | 0-0 | 0-0 | 0 | 0 | 0 |
| 12/20 vs. KC | 7 | 5 | 2 | 0-0 | 0-0 | 0 | 0 | 0 |
| 12/27 vs. Pit. | 5 | 2 | 3 | 0-0 | 0-0 | 0 | 0 | 0 |
| 1/3/16 @ Cin. | 3 | 1 | 2 | 0-0 | 0-0 | 0 | 0 | 0 |
| Totals | 60 | 37 | 23 | 0-0 | 0-0 | 5 | 1 | 0 |

CHRIS HEWITT ON LEWIS

"Kendrick is a great football player. He's not a guy that just plays the run; he plays the pass extremely well. But his biggest strength right now is [being] a guy that comes in, and he brings leadership to our secondary. He's a great communicator. He's a guy that lines everybody up, and he's ahead of the game. [He's] a very smart football player, and we're very thrilled to have him."



23 KENDRICK LEWIS

REGULAR SEASON

| Year | Team | GP | GS | TACKLES | | | SACKS | | INTERCEPTIONS | | | | | FUMBLES | | |
|---------------|-------------|-----------|-----------|------------|------------|-----------|------------|------------|---------------|------------|------------|----------|-----------|----------|----------|----------|
| | | | | TT | Solo | Asst. | No. | Yards | No. | Yards | LG | TD | PD | FF | FR | Yards |
| 2010 | Kansas City | 12 | 10 | 29 | 21 | 8 | 0.0 | 0.0 | 3 | 46 | 23 | 0 | 7 | 1 | 0 | 0 |
| 2011 | Kansas City | 16 | 16 | 58 | 47 | 11 | 0.0 | 0.0 | 3 | 119 | 59t | 1 | 10 | 1 | 1 | 0 |
| 2012 | Kansas City | 9 | 9 | 26 | 24 | 2 | 0.0 | 0.0 | 0 | 0 | 0 | 0 | 1 | 0 | 0 | 0 |
| 2013 | Kansas City | 16 | 15 | 56 | 46 | 10 | 0.0 | 0.0 | 1 | 1 | 1 | 0 | 4 | 0 | 0 | 0 |
| 2014 | Houston | 16 | 16 | 84 | 52 | 32 | 0.0 | 0.0 | 2 | 32 | 27t | 1 | 6 | 3 | 1 | 0 |
| 2015 | Baltimore | 15 | 15 | 60 | 37 | 23 | 0.0 | 0.0 | 0 | 0 | 0 | 0 | 5 | 1 | 0 | 0 |
| Totals | | 84 | 81 | 313 | 227 | 86 | 0.0 | 0.0 | 9 | 198 | 59t | 2 | 33 | 6 | 2 | 0 |

SPECIAL TEAMS TACKLES (3): 2011 (2); 2015 (1)

CAREER SINGLE-GAME HIGHS (REGULAR SEASON)

Total Tackles:

12 (9/21/14 at NYG)

Solo Tackles:

11 (9/21/14 at NYG)

Sacks:

None

INTs:

2 (12/19/10 at STL)

Passes Defensed:

2 5 times (last: 11/15/15 vs. Jax.)

Forced Fumbles:

1 6 times (last: 12/6/15 at Mia.)

Fumble Recoveries:

1 2 times (last: 9/7/14 vs. Was.)

POSTSEASON

| Year | Team | GP | GS | TACKLES | | | SACKS | | INTERCEPTIONS | | | | | FUMBLES | | |
|---------------|-------------|----------|----------|----------|----------|----------|------------|------------|---------------|----------|----------|----------|----------|----------|----------|----------|
| | | | | TT | Solo | Asst. | No. | Yards | No. | Yards | LG | TD | PD | FF | FR | Yards |
| 2010 | Kansas City | 1 | 1 | 3 | 3 | 0 | 0.0 | 0.0 | 0 | 0 | 0 | 0 | 0 | 0 | 0 | 0 |
| 2013 | Kansas City | 1 | 1 | 5 | 3 | 2 | 0.0 | 0.0 | 0 | 0 | 0 | 0 | 1 | 0 | 0 | 0 |
| Totals | | 2 | 2 | 8 | 6 | 2 | 0.0 | 0.0 | 0 | 0 | 0 | 0 | 1 | 0 | 0 | 0 |

SPOTLIGHT: KENDRICK LEWIS

You made the switch from receiver to safety in college. Do you credit your ball-hawking ability to your days on offense? “Yes, absolutely. In high school, I played receiver and DB, but my ball-hawking comes from my receiver days. I go up and attack the ball as a receiver would.”

Dean Pees called you an “intelligent football player” and said you are taking command of the safety group. What is the best asset you bring to the team? “My ball-hawking would be my best ability. My knowledge of the game and knowing how opposing offenses want to attack a defense are my second-best abilities.”

Is there any particular play – including high school and college – that stands out as your favorite? “My favorite play was in high school. When I was playing receiver in a playoff game, I went up between three defenders and grabbed the ball in the end zone for a touchdown to win a big playoff game and move us into the next round.”

Your family relocated to Georgia from New Orleans following Hurricane Katrina. Have you spent time back in the New Orleans community since joining the NFL? “Absolutely. Right after the storm, I was displaced. I moved to Georgia, but went back to New Orleans after the football season of my senior year in high school. I went back to help my school get back to normal, because they were planning on opening. I helped clean up the school, and then I was able to enroll back into it and graduate from there. As far as the community, we would go out every day with my mom and my grandma to help get our neighborhood back into place.”

As a criminal justice major, what would be your dream job if football wasn’t an option? “I majored in criminal justice, but I love football. So, coaching is always dear to my heart. I want to have a son, and I want to be able to coach him at some point in time. That would be one of my dream jobs, because I love football.”

Favorite athlete of all time: “Sean Taylor.” **Pre-game pump-up song:** “‘Future,’ by Lil Wayne.” **Favorite vacation destination:** “Dominican Republic and Jamaica.” **Favorite former Raven:** “Ed Reed.”



BALTIMORE
RAVENS

95

KAPRON LEWIS-MOORE
DEFENSIVE END | 6-4 | 315

COLLEGE: Notre Dame HS: Weatherford, (TX)

BORN: 1/24/90, Weatherford, TX

EXP. (NFL/RAVENS): 3/3 GP/GS (PLAYOFFS): 5/0 (0/0)

KEY TRANSACTIONS:

- Kapron Lewis-Moore was placed on Injured Reserve (Achilles) on 8/25/14
- Originally selected with the Ravens' first pick in the sixth round (200th overall) of the 2013 NFL Draft
- Placed on the Reserve/Non-Football Injury List (knee) on 8/27/13

CAREER HIGHLIGHTS:

- Posted a pair of solo tackles in his NFL debut at Den. (9/13/15)
- Was placed on Injured Reserve on 8/25/14 after suffering a torn Achilles during a training camp practice
- Spent his rookie season (2013) on the Reserve/Non-Football Injury List due to a knee injury suffered in the BCS National Championship vs. Alabama

2015 SEASON HIGHLIGHTS: Saw his first-career NFL action, competing in five games for the Ravens and recording 3 tackles (all solo)

- Was a gameday inactive for **games 7-16**
- Posted 1 solo stop for a defense that held the 49ers to 65 rushing yards (2.6 avg.) in **game 6 at SF (10/18)**
- Saw action from scrimmage and on special teams in **games 3-5**
- Was a gameday inactive for **game 2 at Oak. (9/20)**
- Recorded a pair of solo stops in his NFL debut for a defense that did not allow a TD and held the Broncos to just 69 rushing yards in the **season opener at Den. (9/13)**

2015

GAME-BY-GAME DEFENSE

RAVENS

| Date/Opp. | TT | Solo | Asst. | Sacks | INT | PD | FF | FR |
|----------------|----------|----------|----------|------------|------------|----------|----------|----------|
| 9/13 @ Den. | 2 | 2 | 0 | 0-0 | 0-0 | 0 | 0 | 0 |
| 9/20 @ Oak. | | | | INACTIVE | | | | |
| 9/27 vs. Cin. | 0 | 0 | 0 | 0-0 | 0-0 | 0 | 0 | 0 |
| 10/1 @ Pit. | 0 | 0 | 0 | 0-0 | 0-0 | 0 | 0 | 0 |
| 10/11 vs. Cle. | 0 | 0 | 0 | 0-0 | 0-0 | 0 | 0 | 0 |
| 10/18 @ SF | 1 | 1 | 0 | 0-0 | 0-0 | 0 | 0 | 0 |
| 10/26 @ Ari. | | | | INACTIVE | | | | |
| 11/1 vs. SD | | | | INACTIVE | | | | |
| 11/15 vs. Jax. | | | | INACTIVE | | | | |
| 11/22 vs. STL | | | | INACTIVE | | | | |
| 11/30 @ Cle. | | | | INACTIVE | | | | |
| 12/6 @ Mia. | | | | INACTIVE | | | | |
| 12/13 vs. Sea. | | | | INACTIVE | | | | |
| 12/20 vs. KC | | | | INACTIVE | | | | |
| 12/27 vs. Pit. | | | | INACTIVE | | | | |
| 1/3/16 @ Cin. | | | | INACTIVE | | | | |
| Totals | 3 | 3 | 0 | 0-0 | 0-0 | 0 | 0 | 0 |

REGULAR SEASON

| Year | Team | GP | GS | TACKLES | | | SACKS | | INTERCEPTIONS | | | | FUMBLES | | | |
|---------------|-----------|----------|----------|----------------------------|----------|----------|------------|------------|---------------|----------|----------|----------|----------|----------|----------|----------|
| | | | | TT | Solo | Asst. | No. | Yards | No. | Yards | LG | TD | PD | FF | FR | Yards |
| 2013 | Baltimore | 0 | 0 | RESERVE/NFI - KNEE | | | -- | -- | -- | -- | -- | -- | -- | -- | -- | -- |
| 2014 | Baltimore | 0 | 0 | INJURED RESERVE - ACHILLES | | | -- | -- | -- | -- | -- | -- | -- | -- | -- | -- |
| 2015 | Baltimore | 5 | 0 | 3 | 3 | 0 | 0.0 | 0.0 | 0 | 0 | 0 | 0 | 0 | 0 | 0 | 0 |
| Totals | | 5 | 0 | 3 | 3 | 0 | 0.0 | 0.0 | 0 | 0 | 0 | 0 | 0 | 0 | 0 | 0 |

CAREER SINGLE-GAME HIGHS (REGULAR SEASON)

| | | |
|--|---------------------------------|-----------------------------------|
| Total Tackles: 2 (9/13/15 at Den.) | INTs: None | Forced Fumbles: None |
| Solo Tackles: 2 (9/13/15 at Den.) | Passes Defensed: None | Fumble Recoveries: None |
| Sacks: None | | |



BALTIMORE
RAVENS

30

TERRENCE MAGEE
RUNNING BACK | 5-9 | 215

COLLEGE: LSU HS: Franklinton (LA)
BORN: 3/16/93, Covington, LA
EXP. (NFL/RAVENS): Rookie GP/GS (PLAYOFFS): 4/0 (0/0)

KEY TRANSACTIONS:

- Terrence Magee was elevated to Baltimore's 53-man roster on 12/15/15 and 10/17/15
- Signed to the Ravens' practice squad on 9/24/15 after being waived by Baltimore on 9/22/15
- Signed to Baltimore's practice squad on 9/8/15 after being released by Baltimore on 9/5/15
- Originally signed with the Ravens as an undrafted rookie free agent on 5/8/15

2015 SEASON HIGHLIGHTS: Posted 5 yards on 2 carries and a 2-yard reception as a rookie in 2015, also recording a 28-yard kickoff return...Was the only undrafted free agent to make the Ravens' opening-day 53-man roster

- Saw his first action from scrimmage, posting 5 yards on 2 carries and a 2-yard reception, in **game 14 vs. KC (12/20)**
- Was elevated to the 53-man roster (12/15) after being on the Ravens' practice squad for **games 8-10 and 12-13**
- Saw action on special teams in **game 6 at SF (10/18)**
- Was elevated to the 53-man roster (10/17) after being on the Ravens' practice squad for **games 3-5**
- Made his NFL debut, playing on special teams, in the **season opener at Den. (9/13)**

CAREER HIGHLIGHTS:

- Posted 5 yards on 2 carries and a 2-yard reception as a rookie in 2015, also recording a 28-yard kickoff return... Was the only undrafted free agent to make the Ravens' opening-day 53-man roster

2015

GAME-BY-GAME OFFENSE

| Date/Opp. | RUSHING | | | | | RECEIVING | | | | |
|----------------|-----------------------------|----------|------------|----------|----------|-----------|----------|------------|----------|----------|
| | No. | Yds. | Avg. | LG | TD | No. | Yds. | Avg. | LG | TD |
| 9/13 @ Den. | SAW ACTION ON SPECIAL TEAMS | | | | | -- | -- | -- | -- | -- |
| 9/20 @ Oak. | INACTIVE | | | | | -- | -- | -- | -- | -- |
| 9/27 vs. Cin. | ON RAVENS' PRACTICE SQUAD | | | | | -- | -- | -- | -- | -- |
| 10/1 @ Pit. | ON RAVENS' PRACTICE SQUAD | | | | | -- | -- | -- | -- | -- |
| 10/11 vs. Cle. | ON RAVENS' PRACTICE SQUAD | | | | | -- | -- | -- | -- | -- |
| 10/18 @ SF | SAW ACTION ON SPECIAL TEAMS | | | | | -- | -- | -- | -- | -- |
| 10/26 @ Ari. | NOT ON RAVENS' ROSTER | | | | | -- | -- | -- | -- | -- |
| 11/1 vs. SD | ON RAVENS' PRACTICE SQUAD | | | | | -- | -- | -- | -- | -- |
| 11/15 vs. Jax. | ON RAVENS' PRACTICE SQUAD | | | | | -- | -- | -- | -- | -- |
| 11/22 vs. STL | ON RAVENS' PRACTICE SQUAD | | | | | -- | -- | -- | -- | -- |
| 11/30 @ Cle. | NOT ON RAVENS' ROSTER | | | | | -- | -- | -- | -- | -- |
| 12/6 @ Mia. | ON RAVENS' PRACTICE SQUAD | | | | | -- | -- | -- | -- | -- |
| 12/13 vs. Sea. | ON RAVENS' PRACTICE SQUAD | | | | | -- | -- | -- | -- | -- |
| 12/20 vs. KC | 2 | 5 | 2.5 | 4 | 0 | 1 | 2 | 2.0 | 2 | 0 |
| 12/27 vs. Pit. | INACTIVE | | | | | -- | -- | -- | -- | -- |
| 1/3/16 @ Cin. | SAW ACTION ON SPECIAL TEAMS | | | | | -- | -- | -- | -- | -- |
| Totals | 2 | 5 | 2.5 | 4 | 0 | 1 | 2 | 2.0 | 2 | 0 |

REGULAR SEASON

| Year | Team | GP | GS | RUSHING | | | | | RECEIVING | | | | |
|---------------|-----------|----------|----------|----------|----------|------------|----------|----------|-----------|----------|------------|----------|----------|
| | | | | No. | Yards | Avg. | LG | TD | No. | Yards | Avg. | LG | TD |
| 2015 | Baltimore | 4 | 0 | 2 | 5 | 2.5 | 4 | 0 | 1 | 2 | 2.0 | 2 | 0 |
| Totals | | 4 | 0 | 2 | 5 | 2.5 | 4 | 0 | 1 | 2 | 2.0 | 2 | 0 |

CAREER SINGLE-GAME HIGHS (REGULAR SEASON)

RUSHING

Carries: 2 (12/20/15 vs. KC)
Yardage: 5 (12/20/15 vs. KC)

Long Gain: 4 (12/20/15 vs. KC)
Touchdowns: None

RECEIVING

Receptions: 1 (12/20/15 vs. KC)
Yardage: 2 (12/20/15 vs. KC)
Touchdowns: None

Additional Statistics: Returned a kickoff 28 yards at Cin. (1/3/16)

UNDRAFTED SUCCESS

Rookie free agent RB Terrence Magee made the Ravens' 53-man Week 1 roster in 2015. It marked the 12th-straight season a RFA has made Baltimore's roster, tying for the NFL's third-longest streak.

CONSECUTIVE SEASONS W/ ROOKIE FA ON WEEK 1 ROSTER
(Current NFL Streaks)

| Rk. | Team | Seasons |
|-----|---------------------------------------|-----------|
| 1. | Indianapolis Colts | 16 |
| 2. | Kansas City Chiefs | 13 |
| 3. | Baltimore, Denver, New England | 12 |



BALTIMORE
RAVENS

7

RYAN MALLET
QUARTERBACK | 6-6 | 245

COLLEGE: Arkansas **HS:** Texas (Texarkana, TX) HS
BORN: 6/5/88, Texarkana, TX
EXP. (NFL/RAVENS): 5/1 **GP/GS (PLAYOFFS):** 15/8 (0/0)

KEY TRANSACTIONS:

- Ryan Mallett signed with Baltimore on 12/15/15 after being released by Houston on 10/27/15
- Originally selected by the Patriots in the third round (74th overall) of the 2011 NFL Draft

CAREER HIGHLIGHTS:

- Established single-season career highs in all passing categories in 2015: attempts (244), completions (136), yards (1,336), completion percentage (55.7) and TDs (5)
- Set single-game career highs with 30 completions and 292 passing yards on 56 attempts at Cin. (1/3/16)
- Led Baltimore to a 20-17 victory over Pittsburgh in his Ravens debut
- Completed 27 passes for 244 yards on a career-high 58 attempts, including a career-long 58-yard connection, at Car. (9/20/15)...Also recorded his first-career rushing TD on a 6-yard scramble
- Registered a career-best 110.4 passer rating after completing 8 of 13 passes for 98 yards and 1 TD vs. KC (9/13/15)
- Completed his first-career TD passes (2, career high) in his first win as a starter, finishing 20-of-30 for 211 yards and a 95.3 rating, at Cle. (11/16/14)

2015 SEASON HIGHLIGHTS:

- Started two games (15-16) for the Ravens, completing 58 of 97 passes (59.8%) for 566 yards, 2 TDs and 2 INTs for the league's No. 8 passing attack (266.9 ypg), which gained a single-season franchise-record 4,271 net passing yards...Threw for 770 yards, 3 TDs and 4 INTs on 78-of-147 passing in six games with Houston before signing with Baltimore on 12/15
- Completed 30 passes for 292 yards (both career highs) on 56 attempts, adding 1 TD (2-yarder to FB Kyle Juszczyk), in the **season finale at Cin. (1/3/16)**...Led an offense that converted 12 of 20 (60%) third-down attempts
- Recorded then-career highs in completions (28) and passing yards (274) on 41 attempts (68.3%) and led a 15-play, 75-yard scoring drive (8-yard TD strike to WR Chris Matthews) on Baltimore's opening possession in the 20-17 victory in **game 15 vs. Pit. (12/27)**...Mallett's appearance marked the first time four different QBs have started a game in Ravens single-season history
- Was a gameday inactive in **game 14 vs. KC (12/20)**
- Joined the Ravens on 12/15 after throwing for 770 yards and 3 TDs on 78-of-147 passing in six games (four starts) with Houston
- Posted 244 passing yards and 27 completions on a career-high 58 attempts, including a career-long 48-yarder, in **game 2 at Car. (9/20)**...Also scored his first-career rushing TD
- Completed 8 of 13 passes for 98 yards and 1 TD, marking a career-best 110.44 passer rating, in the **season opener vs. KC (9/13)**

REGULAR SEASON

| Year | Team | GP | GS | PASSING | | | | | | | | | | RUSHING | | | | |
|---------------|-------------|-----------|----------|------------|------------|--------------|-------------|-------------|----------|----------|-----------|-------------|-------------|-----------|----------|------------|-----------|----------|
| | | | | Att. | Comp. | Yards | Comp% | Yds/Att | TD | INT | LG | Sack/Lost | Rating | No. | Yards | Avg. | LG | TD |
| 2011 | New England | 0 | 0 | 0 | 0 | 0 | 0.0 | 0.00 | 0 | 0 | 0 | 0/0 | 0.0 | 0 | 0 | 0.0 | 0 | 0 |
| 2012 | New England | 4 | 0 | 4 | 1 | 17 | 25.0 | 4.25 | 0 | 1 | 17 | 0/0 | 5.2 | 8 | -9 | -1.1 | -1 | 0 |
| 2013 | New England | 0 | 0 | 0 | 0 | 0 | 0.0 | 0.00 | 0 | 0 | 0 | 0/0 | 0.0 | 0 | 0 | 0.0 | 0 | 0 |
| 2014 | Houston | 3 | 2 | 75 | 41 | 400 | 54.7 | 5.33 | 2 | 2 | 41 | 1/5 | 67.6 | 6 | -2 | -0.3 | 2 | 0 |
| 2015 | Hou./Bal.* | 8 | 6 | 244 | 136 | 1,336 | 55.7 | 5.48 | 5 | 6 | 48 | 6/32 | 67.9 | 5 | 15 | 3.0 | 6t | 1 |
| Totals | | 15 | 8 | 323 | 178 | 1,753 | 55.1 | 5.43 | 7 | 9 | 48 | 7/37 | 66.2 | 19 | 4 | 0.2 | 6t | 1 |

*PLAYED 6 GAMES (4 STARTS) OF THE 2015 SEASON WITH HOU.

CAREER SINGLE-GAME HIGHS (REGULAR SEASON)

| | | |
|--|---|--|
| Most Attempts: 58 (9/20/15 at Car.) | Most Completions: 30 (1/3/16 at Cin.) | Most Carries / Rushing Yards: 4 (11/16/14 at Cle.) / 6 2 times (last: 9/20/15 at Car.) |
| Most Yards Passing: 292 (1/3/16 at Cin.) | Most Touchdowns: 2 (11/16/14 at Cle.) | Longest Gain Rushing: 6 2 times (last: 9/20/15 at Car.) |
| Longest Gain: 48 (9/20/15 at Car.) | QB Rating: 110.4 (9/13/15 vs. KC) | Most Rushing Touchdowns: 1 (9/20/15 at Car.) |

7 RYAN MALLETT

2015

GAME-BY-GAME RAVENS

| Date/Opp. | PASSING | | | | | | | | | | RUSHING | | | | |
|-----------------------|--------------------------|------------|--------------|-------------|-------------|----------|----------|-----------|-------------|-------------|----------|-----------|------------|-----------|----------|
| | Att. | Comp. | Yards | Comp% | Yds/Att | TD | INT | LG | Sack/Lost | Rating | No. | Yards | Avg. | LG | TD |
| WITH HOUSTON | | | | | | | | | | | | | | | |
| 9/13 vs. KC | 13 | 8 | 98 | 61.5 | 7.54 | 1 | 0 | 20 | 1/7 | 110.4 | 1 | 6 | 6.0 | 6 | 0 |
| 9/20 @ Car. | 58 | 27 | 244 | 46.6 | 4.21 | 1 | 1 | 48 | 1/5 | 57.0 | 1 | 6 | 6.0 | 6t | 1 |
| 9/27 vs. TB | 39 | 24 | 228 | 61.5 | 5.85 | 1 | 1 | 29 | 1/1 | 75.6 | 1 | -1 | -1.0 | -1 | 0 |
| 10/4 @ Atl. | 27 | 12 | 150 | 44.4 | 5.56 | 0 | 1 | 26 | 0/0 | 46.8 | 0 | 0 | 0.0 | 0 | 0 |
| 10/8 vs. Ind. | 10 | 7 | 50 | 70.0 | 5.00 | 0 | 1 | 14 | 1/0 | 41.7 | 1 | 0 | 0.0 | 0 | 0 |
| 10/18 @ Jax. | 0 | 0 | 0 | 0.0 | 0.00 | 0 | 0 | 0 | 0 | 0 | 0 | 0 | 0.0 | 0 | 0 |
| 10/25 @ Mia. | ACTIVE, BUT DID NOT PLAY | | | | | | | | | | | | | | |
| WITH BALTIMORE | | | | | | | | | | | | | | | |
| 11/1 vs. SD | NOT ON RAVENS' ROSTER | | | | | | | | | | | | | | |
| 11/15 vs. Jax. | NOT ON RAVENS' ROSTER | | | | | | | | | | | | | | |
| 11/22 vs. STL | NOT ON RAVENS' ROSTER | | | | | | | | | | | | | | |
| 11/30 @ Cle. | NOT ON RAVENS' ROSTER | | | | | | | | | | | | | | |
| 12/6 @ Mia. | NOT ON RAVENS' ROSTER | | | | | | | | | | | | | | |
| 12/13 vs. Sea. | NOT ON RAVENS' ROSTER | | | | | | | | | | | | | | |
| 12/20 vs. KC | INACTIVE | | | | | | | | | | | | | | |
| 12/27 vs. Pit. | 41 | 28 | 274 | 68.3 | 6.68 | 1 | 0 | 39 | 1/9 | 95.0 | 0 | 0 | 0.0 | 0 | 0 |
| 1/3/16 @ Cin. | 56 | 30 | 292 | 53.6 | 5.21 | 1 | 2 | 21 | 1/10 | 59.5 | 1 | 4 | 4.0 | 4 | 0 |
| Totals | 244 | 136 | 1,336 | 55.7 | 5.48 | 5 | 6 | 48 | 6/32 | 67.9 | 5 | 15 | 3.0 | 6t | 1 |

BALTIMORE SUN'S JON MEOLI

"No knock on any of the other quarterbacks of the last month, but it was the kind of arm strength and decision-making not seen since Joe Flacco went down for the season at the end of November. Mallett's performance [vs. Pit. on 12/27/15] with the Ravens was the kind of winning performance that's been missing for large stretches of this year — clean, sound and productive."

JOHN HARBAUGH ON MALLETT

"To operate [against Pittsburgh] the way he did, change plays at the line the way he did, I think it says a lot about him, but it says a lot about our coaches as well. Just a great effort. This kid was in there 24/7. This kid was in the staff meetings at night. He's walking in the building with me, and Matt Schaub, and [Jimmy] Clausen. They were all walking in together. That's what makes you so proud."



BALTIMORE
RAVENS

84

CHRIS MATTHEWS
WIDE RECEIVER | 6-5 | 218

COLLEGE: Kentucky **HS:** Dorsey High (Los Angeles, CA)
BORN: 10/6/89, Long Beach, CA
EXP. (NFL/RAVENS): 2/0 **GP/GS (PLAYOFFS):** 16/0 (3/0)

2015 SEASON HIGHLIGHTS: Competed in four games for the Ravens, registering 97 yards and 1 TD on 9 receptions for the league's No. 8 passing attack (266.9 ypg), which gained a single-season franchise-record 4,271 net passing yards... Joined the Ravens with 54 yards on 4 receptions (13.5 avg.) in nine games while with Seattle

- Recorded career highs in receiving yards (51) and receptions (4), including a career-long-matching 21-yard catch in the **season finale at Cin. (1/3/16)**
- Capped a 15-play, 75-yard opening drive with an 8-yard TD reception from QB Ryan Mallett, his first-career regular-season TD, in the 20-17 victory in **game 15 vs. Pit. (12/27)**
- Posted a 21-yard reception, matching a career long, in his Ravens debut in **game 13 vs. Sea. (12/13)**

KEY TRANSACTIONS:

- Chris Matthews was elevated to the Ravens' 53-man roster on 12/12/15 after signing to Baltimore's practice squad on 11/23/15
- Originally signed with Cleveland as a rookie free agent on 7/30/11

CAREER HIGHLIGHTS:

- Posted single-season career highs with 13 receptions, 151 receiving yards and 1 receiving TD in 2015
- Established career highs with 51 receiving yards and 4 receptions, matching a career-long 21-yard catch, at Cin. (1/3/16)
- Notched his first-career regular-season TD catch vs. Pit. (12/27/15)
- Secured his first-career regular-season reception for 8 yards at STL (9/13/15)
- Posted his first-career receptions, finishing with 109 yards and 1 TD on 4 catches, while with Seattle in Super Bowl XLIX vs. New England (2/1/15)
- Recovered an onside kick with 2:07 remaining in Seattle's come-from-behind victory in the NFC Championship game vs. GB (1/18/15)
- Recorded a special teams tackle in his NFL debut at Phi. (12/7/14) while with Seattle
- Played for the CFL's Winnipeg Blue Bombers (2012-13) and earned the league's Most Outstanding Rookie award after posting 1,192 yards and 7 TDs on 81 receptions in his first season with the team

2015

GAME-BY-GAME OFFENSE

| RAVENS Date/Opp. | RECEIVING | | | | | RUSHING | | | | |
|-----------------------|---------------------------|------------|-------------|-----------|----------|----------|----------|------------|----------|----------|
| | No. | Yds. | Avg. | LG | TD | No. | Yds. | Avg. | LG | TD |
| WITH SEATTLE | | | | | | | | | | |
| 9/13 @ STL | 1 | 8 | 8.0 | 8 | 0 | 0 | 0 | 0.0 | 0 | 0 |
| 9/20 @ GB | 1 | 13 | 13.0 | 13 | 0 | 0 | 0 | 0.0 | 0 | 0 |
| 9/27 vs. Chi. | 0 | 0 | 0.0 | 0 | 0 | 0 | 0 | 0.0 | 0 | 0 |
| 10/5 vs. Det. | 1 | 21 | 21.0 | 21 | 0 | 0 | 0 | 0.0 | 0 | 0 |
| 10/11 @ Cin. | 0 | 0 | 0.0 | 0 | 0 | 0 | 0 | 0.0 | 0 | 0 |
| 10/18 vs. Car. | 1 | 12 | 12.0 | 12 | 0 | 0 | 0 | 0.0 | 0 | 0 |
| 10/22 @ SF | 0 | 0 | 0.0 | 0 | 0 | 0 | 0 | 0.0 | 0 | 0 |
| 11/1 @ Dal. | 0 | 0 | 0.0 | 0 | 0 | 0 | 0 | 0.0 | 0 | 0 |
| 11/15 vs. Ari. | 0 | 0 | 0.0 | 0 | 0 | 0 | 0 | 0.0 | 0 | 0 |
| WITH BALTIMORE | | | | | | | | | | |
| 11/22 vs. STL | NOT ON NFL ROSTER | | | | | | | | | |
| 11/30 @ Cle. | ON RAVENS' PRACTICE SQUAD | | | | | | | | | |
| 12/6 @ Mia. | ON RAVENS' PRACTICE SQUAD | | | | | | | | | |
| 12/13 vs. Sea. | 1 | 21 | 21.0 | 21 | 0 | 0 | 0 | 0.0 | 0 | 0 |
| 12/20 vs. KC | 1 | 6 | 6.0 | 6 | 0 | 0 | 0 | 0.0 | 0 | 0 |
| 12/27 vs. Pit. | 3 | 19 | 6.3 | 8t | 1 | 0 | 0 | 0.0 | 0 | 0 |
| 1/3/16 @ Cin. | 4 | 51 | 12.8 | 21 | 0 | 0 | 0 | 0.0 | 0 | 0 |
| Totals | 13 | 151 | 11.6 | 21 | 1 | 0 | 0 | 0.0 | 0 | 0 |

REGULAR SEASON

| Year | Team | GP | GS | RECEIVING | | | | | RUSHING | | | | |
|---------------|------------|-----------|----------|-----------|------------|-------------|-----------|----------|----------|----------|------------|----------|----------|
| | | | | No. | Yards | Avg. | LG | TD | No. | Yards | Avg. | LG | TD |
| 2014 | Seattle | 3 | 0 | 0 | 0 | 0.0 | 0 | 0 | 0 | 0 | 0 | 0 | 0 |
| 2015 | Sea./Bal.* | 13 | 0 | 13 | 151 | 11.6 | 21 | 1 | 0 | 0 | 0.0 | 0 | 0 |
| Totals | | 16 | 0 | 13 | 151 | 11.6 | 21 | 1 | 0 | 0 | 0.0 | 0 | 0 |

*PLAYED THE FIRST 9 GAMES OF THE 2015 SEASON WITH SEA.

SPECIAL TEAMS TACKLES (3): 2014 (1); 2015 (2)

CAREER SINGLE-GAME HIGHS (REGULAR SEASON)

RECEIVING

Receptions: 4 (1/3/16 at Cin.)
Yardage: 51 (1/3/16 at Cin.)
Long Gain: 21 3 times (last: 1/3/16 at Cin.)
Touchdowns: 1 (12/27/15 vs. Pit.)

RUSHING

Carries: None
Yardage: None
Long Gain: None
Touchdowns: None

POSTSEASON

| Year | Team | GP | GS | RECEIVING | | | | | RUSHING | | | | |
|---------------|---------|----------|----------|-----------|------------|-------------|-----------|----------|----------|----------|------------|----------|----------|
| | | | | No. | Yards | Avg. | LG | TD | No. | Yards | Avg. | LG | TD |
| 2014 | Seattle | 3 | 0 | 4 | 109 | 27.3 | 45 | 1 | 0 | 0 | 0.0 | 0 | 0 |
| Totals | | 3 | 0 | 4 | 109 | 27.3 | 45 | 1 | 0 | 0 | 0.0 | 0 | 0 |





BALTIMORE
RAVENS

50

ALBERT McCLELLAN
INSIDE LINEBACKER | 6-2 | 254

COLLEGE: Marshall HS: Kathleen (Lakeland, FL)

BORN: 6/4/86, Lakeland, FL

EXP. (NFL/RAVENS): 5/5 GP/GS (PLAYOFFS): 74/13 (8/0)

KEY TRANSACTIONS:

- Albert McClellan re-signed with the Ravens on 3/24/15
- Re-signed with Baltimore on 3/27/13
- Originally signed with the Ravens as a rookie free agent on 5/6/10

CAREER HIGHLIGHTS:

- Led the Ravens in special teams tackles in 2014 (13), 2013 (12) and 2011 (12), also tying for second most (6) in 2015
- Ranks 12th in team annals with 50 special teams stops, the most by a Raven since he joined the team in 2010
- Recorded his first-career NFL sack vs. Den. (12/16/12)
- Posted a career-high 8 tackles vs. Cle. (9/27/12)

2015 SEASON HIGHLIGHTS:

- Posted 11 tackles (7 solo), 6 special teams stops, his second-career sack (-9 yards), 1 PD and 1 FR for the NFL's eighth-ranked defense (337.4 ypg), which finished No. 2 overall (291.1 ypg) and No. 1 vs. the pass (183.3 ypg) over the season's final eight games
- Was inactive (ankle) for **games 14-16**
- Saw action on special teams, recording 3 ST tackles, and from scrimmage for a defense that allowed a season-low 8 first downs, held Miami to 30.8% (4 of 13) on third down and permitted just 219 total net yards in **game 12 at Mia. (12/6)**
- Recovered 1 of 4 St. Louis lost fumbles while playing on special teams and from scrimmage for a defense that allowed 213 total net yards and 2.8 yards per rush (on 29 carries) in the 16-13 victory in **game 10 vs. STL (11/22)**
- Notched 1 tackle for a defense that did not allow a rushing TD and held the Chargers to 3.1 yards per rushing attempt in the 29-26 victory in **game 8 vs. SD (11/1)**
- Played from scrimmage and on special teams, recording 1 tackle and 1 ST stop, in **game 7 at Ari. (10/26)**
- Competed on special teams and from scrimmage, posting 1 PD, in **game 6 at SF (10/18)**
- Recorded 3 tackles (2 solo), helping limit the Browns to just 83 rushing yards (3.3 avg.), in **game 5 vs. Cle. (10/11)**
- Posted 1 solo stop, playing primarily on special teams, in the 23-20 OT victory in **game 4 at Pit. (10/1)**
- Subbed and recorded 1 tackle for a defense that held the Bengals to a then-season-low 86 rushing yards (2.8 avg.), extending its then-NFL-best streak of not allowing a 100-yard rusher to 29 contests in **game 3 vs. Cin. (9/27)**
- Collected 2 tackles (1 solo) and 1 sack (-9 yards) for a defense that did not allow a TD and held the Broncos to 219 total yards in the **season opener at Den. (9/13)**

2015

**GAME-BY-GAME DEFENSE
RAVENS**

| Date/Opp. | TT | Solo | Asst. | Sacks | INT | PD | FF | FR |
|----------------|-----------|----------|----------|------------------|------------|----------|----------|----------|
| 9/13 @ Den. | 2 | 1 | 1 | 1-9 | 0-0 | 0 | 0 | 0 |
| 9/20 @ Oak. | 2 | 2 | 0 | 0-0 | 0-0 | 0 | 0 | 0 |
| 9/27 vs. Cin. | 1 | 0 | 1 | 0-0 | 0-0 | 0 | 0 | 0 |
| 10/1 @ Pit. | 1 | 1 | 0 | 0-0 | 0-0 | 0 | 0 | 0 |
| 10/11 vs. Cle. | 3 | 2 | 1 | 0-0 | 0-0 | 0 | 0 | 0 |
| 10/18 @ SF | 0 | 0 | 0 | 0-0 | 0-0 | 1 | 0 | 0 |
| 10/26 @ Ari. | 1 | 1 | 0 | 0-0 | 0-0 | 0 | 0 | 0 |
| 11/1 vs. SD | 1 | 0 | 1 | 0-0 | 0-0 | 0 | 0 | 0 |
| 11/15 vs. Jax. | 0 | 0 | 0 | 0-0 | 0-0 | 0 | 0 | 0 |
| 11/22 vs. STL | 0 | 0 | 0 | 0-0 | 0-0 | 0 | 0 | 1 |
| 11/30 @ Cle. | 0 | 0 | 0 | 0-0 | 0-0 | 0 | 0 | 0 |
| 12/6 @ Mia. | 0 | 0 | 0 | 0-0 | 0-0 | 0 | 0 | 0 |
| 12/13 vs. Sea. | 0 | 0 | 0 | 0-0 | 0-0 | 0 | 0 | 0 |
| 12/20 vs. KC | | | | INACTIVE - ANKLE | | | | |
| 12/27 vs. Pit. | | | | INACTIVE - ANKLE | | | | |
| 1/3/16 @ Cin. | | | | INACTIVE - ANKLE | | | | |
| Totals | 11 | 7 | 4 | 1-9 | 0-0 | 1 | 0 | 1 |

50 ALBERT McCLELLAN

REGULAR SEASON

| Year | Team | GP | GS | TACKLES | | | SACKS | | INTERCEPTIONS | | | | | FUMBLES | | | |
|---------------|-----------|-----------|-----------|---------------------------|-----------|-----------|------------|-------------|---------------|----------|----------|----------|----------|----------|----------|----------|----------|
| | | | | TT | Solo | Asst. | No. | Yards | No. | Yards | LG | TD | PD | FF | FR | Yards | |
| 2010 | Baltimore | 0 | 0 | ON RAVENS' PRACTICE SQUAD | | | -- | -- | -- | -- | -- | -- | -- | -- | -- | -- | -- |
| 2011 | Baltimore | 16 | 1 | 7 | 5 | 2 | 0.0 | 0.0 | 0 | 0 | 0 | 0 | 0 | 0 | 0 | 0 | 0 |
| 2012 | Baltimore | 14 | 12 | 42 | 29 | 13 | 1.0 | 11.0 | 0 | 0 | 0 | 0 | 2 | 0 | 2 | 0 | 0 |
| 2013 | Baltimore | 15 | 0 | 0 | 0 | 0 | 0.0 | 0.0 | 0 | 0 | 0 | 0 | 0 | 0 | 0 | 0 | 0 |
| 2014 | Baltimore | 16 | 0 | 4 | 1 | 3 | 0.0 | 0.0 | 0 | 0 | 0 | 0 | 0 | 0 | 0 | 0 | 0 |
| 2015 | Baltimore | 13 | 0 | 11 | 7 | 4 | 1.0 | 9.0 | 0 | 0 | 0 | 0 | 1 | 0 | 1 | 0 | 0 |
| Totals | | 74 | 13 | 64 | 42 | 22 | 2.0 | 20.0 | 0 | 0 | 0 | 0 | 3 | 0 | 3 | 0 | 0 |

SPECIAL TEAMS TACKLES (50): 2011 (12); 2012 (7); 2013 (12); 2014 (13); 2015 (6)

CAREER SINGLE-GAME HIGHS (REGULAR SEASON)

Total Tackles:

8 (9/27/12 vs. Cle.)

Solo Tackles:

5 2 times (last: 9/27/12 vs. Cle.)

Sacks:

1 2 times (last: 9/13/15 at Den.)

INTs:

None

Passes Defensed:

1 3 times (last: 10/18/15 at SF)

Forced Fumbles:

None

Fumble Recoveries:

1 3 times (last: 11/22/15 vs. STL)

Additional Statistics: Has 2 FFs on special teams (12/16/12 vs Den. and 11/9/14 vs. Ten.) and 1 FR on special teams (10/5/14 vs. Ind.)

POSTSEASON

| Year | Team | GP | GS | TACKLES | | | SACKS | | INTERCEPTIONS | | | | | FUMBLES | | | |
|---------------|-----------|----------|----------|---------------------------|----------|----------|------------|------------|---------------|----------|----------|----------|----------|----------|----------|----------|----------|
| | | | | TT | Solo | Asst. | No. | Yards | No. | Yards | LG | TD | PD | FF | FR | Yards | |
| 2010 | Baltimore | 0 | 0 | ON RAVENS' PRACTICE SQUAD | | | -- | -- | -- | -- | -- | -- | -- | -- | -- | -- | -- |
| 2011 | Baltimore | 2 | 0 | 0 | 0 | 0 | 0.0 | 0.0 | 0 | 0 | 0 | 0 | 0 | 0 | 0 | 0 | 0 |
| 2012 | Baltimore | 4 | 0 | 0 | 0 | 0 | 0.0 | 0.0 | 0 | 0 | 0 | 0 | 0 | 0 | 0 | 0 | 0 |
| 2014 | Baltimore | 2 | 0 | 0 | 0 | 0 | 0.0 | 0.0 | 0 | 0 | 0 | 0 | 0 | 0 | 0 | 0 | 0 |
| Totals | | 8 | 0 | 0 | 0 | 0 | 0.0 | 0.0 | 0 | 0 | 0 | 0 | 0 | 0 | 0 | 0 | 0 |

SPECIAL TEAMS STANDOUT

Since joining Baltimore in 2010, **LB Albert McClellan** has led the Ravens in special teams tackles three times: 2011, 2013 and 2014. His 50 career ST stops ranks 12th in franchise history and are No. 1 over the Ravens' past six seasons.

RAVENS ST TACKLES LEADERS (Career Leaders)

1. Bennie Thompson 79
2. Adalius Thomas 77
3. Gary Stills 70
4. Bart Scott 68
5. Cornell Brown 66
6. Brendon Ayanbadejo . . . 63
7. Jameel McClain 60
8. Daniel Wilcox 58
8. Tom Zbikowski 58
8. Prescott Burgess 58
11. James Trapp 53
12. **Albert McClellan 50**

RAVENS ST TACKLES LEADERS (Season Leaders Since 2010)

- 2015 Brynden Trawick 9
- 2014 **Albert McClellan 13**
- 2013 **Albert McClellan 12**
- 2012 Brendon Ayanbadejo . . . 14
- 2011 **Albert McClellan 12**
- 2010 Prescott Burgess 13

JOHN HARBAUGH ON SPECIAL TEAMS

"I think it starts with leadership. We have great leadership – Albert McClellan, Anthony Levine [Sr.] and others that do a phenomenal job, who have been here for a long time. Brynden Trawick is another name that comes right to mind, and there are others. It starts with those guys, and we have a great coach. [Special teams coordinator/associate head coach] Jerry Rosburg has been doing it a long time. He knows what he's doing. He leaves no stone unturned. He is demanding. They practice very hard, because he demands that they practice hard with attention to detail."



BALTIMORE
RAVENS

60

EUGENE MONROE
TACKLE | 6-5 | 300

COLLEGE: Virginia HS: Plainfield (NJ)

BORN: 4/18/87, Plainfield, NJ

EXP. (NFL/RAVENS): 7/3 GP/GS (PLAYOFFS): 93/90 (1/0)

KEY TRANSACTIONS:

- Eugene Monroe was placed on Injured Reserve (shoulder) on 12/12/15
- Re-signed with Baltimore (five-year contract) on 3/12/14
- Acquired by the Ravens (trade with Jacksonville for fourth- and fifth-round 2014 draft choices) on 10/3/13
- Originally selected by the Jaguars in the first round (eighth overall) of the 2009 NFL Draft

CAREER HIGHLIGHTS:

- Started 11 games at LT (missed four games with a knee injury and one with an ankle injury) for an offense that established franchise single-season records in yards (5,838) and points scored (409) in 2014
- Part of an O-line that allowed just 19 sacks (second fewest in NFL) in 2014
- Helped QB Joe Flacco set career highs in passing yards (3,986) and TD passes (27), completing 62.1% of his passes (344 of 554) for a 91.0 QB rating in 2014
- Helped Jacksonville RB Maurice Jones-Drew rush for 4,873 yards and 30 TDs, earning three Pro Bowls from 2009-11
- In 2011, Jones-Drew led the NFL in rushing (1,606 yards), including six 100-yard rushing games

2015 SEASON HIGHLIGHTS: (GP/GS: 6/6) Started six games for the Ravens before being placed on Injured Reserve (shoulder) on 12/12...Part of an offensive line that permitted the NFL's third-fewest sacks (24) and gained the second-most net yards (5,749) in team history

- Was inactive (shoulder) in **game 12 at Mia. (12/6)** and in the 33-27 victory in **game 11 at Cle. (11/30)**
- Started at LT on an O-line that allowed just 1 sack (-7 yards) and helped generate 388 total net yards in the 16-13 victory in **game 10 vs. STL (11/22)**...Left the contest in the third quarter due to injury (shoulder) and did not return
- Helped block for an offense that generated 397 total net yards and converted 8 of 14 (57.1%) third-down attempts in **game 9 vs. Jax. (11/15)**...Protected QB Joe Flacco, who completed 34 of 45 passes for 316 yards and 3 TDs
- Was inactive (shoulder) in the 29-26 victory in **game 8 vs. SD (11/1)**
- Started at LT for an offensive line that did not permit a sack, allowing Joe Flacco to connect on 33 of 53 attempts for 2 TDs and 343 yards (including 137 to Steve Smith Sr., his 50th-career 100-yard contest) in **game 6 at SF (10/18)**
- Started at LT for an offense that gained 181 rushing yards (5.8 avg.) and scored 3 rushing TDs for the 14th time in franchise history in **game 5 vs. Cle. (10/11)**
- Was inactive (concussion) for **games 2-4**
- Started at LT before leaving the game with a concussion in the **season opener at Den. (9/13)**

MMQB'S ANDY BENOIT ON THE O-LINE

"[Justin] Forsett has a near-perfect zone-oriented front five paving his way. It starts with center Jeremy Zuttah, who at 300 pounds masks his so, so raw strength with good quickness, both off the snap and in his immediate subsequent steps. When Zuttah gets movement, the rest of the line follows. Flanking the eighth-year center is the league's best guard duo, Kelechi Osemele on the left and All-Pro Marshal Yanda on the right. On the edges, Eugene Monroe is sturdy at left tackle, and 2013 fifth-rounder Rick Wagner is fast becoming a premier right tackle."

SECURITY DETAIL

Since 2014 (over a 32-game span), Baltimore's 43 sacks permitted rank as the NFL's fewest. Baltimore has allowed zero sacks in 10 games dating back to 2014, a mark that ties (Cin.) for the NFL's most.

NFL'S FEWEST SACKS ALLOWED (Since 2014)

| Rk. Team | Sacks |
|-----------------------|-------|
| 1. Baltimore Ravens | 43 |
| 2. Cincinnati Bengals | 55 |
| Arizona Cardinals | 55 |

ZERO SACKS ALLOWED / GAMES (Since 2014)

| | |
|--------------------|----|
| Baltimore Ravens | 10 |
| Cincinnati Bengals | 10 |
| New York Giants | 8 |
| Oakland Raiders | 7 |



BALTIMORE
RAVENS

57

C.J. MOSLEY
INSIDE LINEBACKER | 6-2 | 235

COLLEGE: Alabama HS: Theodore (AL)
BORN: 6/19/92, Theodore, AL
EXP. (NFL/RAVENS): 2/2 GP/GS (PLAYOFFS): 32/32 (2/2)

1
PRO BOWL

2015 SEASON HIGHLIGHTS: Totaled 116 tackles (76 solo), a career-high 4 sacks (-18 yards), 7 PD, 1 FF and 2 FRs for the NFL's eighth-ranked defense (337.4 ypg), which finished No. 2 overall (291.1 ypg) and No. 1 vs. the pass (183.3 ypg) over the season's final eight games

- Posted a season- and game-high-tying 12 tackles, 1 sack (-7 yards), 1 TFL and 1 PD for a defense that held the Bengals to 147 net passing yards and did not allow a third-down conversion (0 of 9) in the **season finale at Cin. (1/3/16)**
- Registered a team-high 10 stops (7 solo) and 1 FF for a defense that permitted just 308 net yards (Pittsburgh's third fewest of the season) and snapped the Steelers' streak of six-straight 30-point performances in the 20-17 victory in **game 15 vs. Pit. (12/27)**... Forced a RB DeAngelo Williams fumble (recovered by OLB Courtney Upshaw) on the game's final play
- Led the Ravens with 9 tackles (4 solo) and 2 TFL, helping limit the Chiefs to 277 total net yards (164 passing) in **game 14 vs. KC (12/20)**
- Matched a game high with 7 tackles (6 solo), including 2 TFL, for a defense that allowed a season-low 63 net rushing yards and held the Browns to 27% (4 of 15) on third down in the 33-27 victory in **game 11 at Cle. (11/30)**
- Tallied a game- and season-high 12 tackles (7 solo), including 1 TFL, for a defense that allowed 213 total net yards and 2.8 yards per rush in the 16-13 victory in **game 10 vs. STL (11/22)**... Recovered muffed punt by WR Tavon Austin at the Rams' 31-yard line, setting up a Baltimore scoring drive (K Justin Tucker 25-yard FG)
- Totaled a team-high 8 tackles for a defense that held Jacksonville to 258 total net yards and limited the Jags to 25% (4 of 16) on third down in **game 9 vs. Jax. (11/15)**
- Notched 9 stops (4 solo) for a defense that did not allow a rushing TD and held the Chargers to 3.1 yards per attempt in the 29-26 victory in **game 8 vs. SD (11/1)**
- Sacked QB Carson Palmer (-3 yards), adding 4 solo stops, in **game 7 at Ari. (10/26)**
- Scored his first-career TD on a FR returned 41 yards, adding 6 tackles (4 solo) and 1 PD, for a defense that held the Bengals to 86 rushing yards in **game 3 vs. Cin. (9/27)**
- Led the team with 9 tackles (8 solo), adding 1 PD, in **game 2 at Oak. (9/20)**
- Recorded 5 tackles (4 solo) and 1 PD, and established a single-game career high with 2 sacks (-8 yards) in the **season opener at Den. (9/13)**

KEY TRANSACTIONS:

- C.J. Mosley was selected by the Ravens in the first round (17th overall) of the 2014 NFL Draft

CAREER HONORS:

- Pro Bowl (2014); the first rookie in Ravens history to earn the honor
- *Associated Press* second-team All-Pro (2014)
- PFWA All-AFC (2014)
- PFWA All-Rookie Team (2014)
- NFL Rookie of the Month (Dec., 2014 and Oct., 2014)

CAREER HIGHLIGHTS:

- Since 2014, Mosley is the only NFL defender to tally at least 225 tackles, 5 sacks and 2 INTs. (He has 245, 7 and 2, respectively.)...Mosley's 245 tackles since 2014 rank as the NFL's sixth most
- Tallied a career-high 4 sacks (-18 yards) in 2015
- Scored his first-career TD on a FR returned 41 yards vs. Cin. (9/27/15)...Also recorded 6 tackles (4 solo), 1 QB hit and 1 PD against the Bengals
- Established a single-game career high with 2 sacks (-8 yards) in the season opener at Den. (9/13/15)
- Was the only player in the NFL with at least 125 tackles, 3 sacks and 2 INTs in 2014, finishing second in the AP NFL Defensive Rookie of the Year voting
- Started and led the Ravens with a career-high 14 tackles (8 solo stops) at Ind. (10/5/14)...Also posted 1 PD and his first-career INT (returned for 18 yards) and hit Colts QB Andrew Luck on another pass attempt, leading to a Haloti Ngata INT

| 2015 | | | | | | | | | |
|----------------------|------------|-----------|-----------|-------------|------------|----------|----------|----------|--|
| GAME-BY-GAME DEFENSE | | | | | | | | | |
| RAVENS | | | | | | | | | |
| Date/Opp. | TT | Solo | Asst. | Sacks | INT | PD | FF | FR | |
| 9/13 @ Den. | 5 | 4 | 1 | 2-8 | 0-0 | 1 | 0 | 0 | |
| 9/20 @ Oak. | 9 | 8 | 1 | 0-0 | 0-0 | 1 | 0 | 0 | |
| 9/27 vs. Cin. | 6 | 4 | 2 | 0-0 | 0-0 | 1 | 0 | 1* | |
| 10/1 @ Pit. | 6 | 3 | 3 | 0-0 | 0-0 | 0 | 0 | 0 | |
| 10/11 vs. Cle. | 2 | 1 | 1 | 0-0 | 0-0 | 0 | 0 | 0 | |
| 10/18 @ SF | 6 | 6 | 0 | 0-0 | 0-0 | 1 | 0 | 0 | |
| 10/26 @ Ari. | 4 | 4 | 0 | 1-3 | 0-0 | 0 | 0 | 0 | |
| 11/1 vs. SD | 9 | 4 | 5 | 0-0 | 0-0 | 0 | 0 | 0 | |
| 11/15 vs. Jax. | 8 | 7 | 1 | 0-0 | 0-0 | 1 | 0 | 0 | |
| 11/22 vs. STL | 12 | 7 | 5 | 0-0 | 0-0 | 0 | 0 | 1 | |
| 11/30 @ Cle. | 7 | 6 | 1 | 0-0 | 0-0 | 0 | 0 | 0 | |
| 12/6 @ Mia. | 4 | 4 | 0 | 0-0 | 0-0 | 0 | 0 | 0 | |
| 12/13 vs. Sea. | 7 | 3 | 4 | 0-0 | 0-0 | 1 | 0 | 0 | |
| 12/20 vs. KC | 9 | 4 | 5 | 0-0 | 0-0 | 0 | 0 | 0 | |
| 12/27 vs. Pit. | 10 | 7 | 3 | 0-0 | 0-0 | 0 | 1 | 0 | |
| 1/3/16 @ Cin. | 12 | 4 | 8 | 1-7 | 0-0 | 1 | 0 | 0 | |
| Totals | 116 | 76 | 40 | 4-18 | 0-0 | 7 | 1 | 2 | |

*Returned fumble 41 yards for a TD

57 C.J. MOSLEY

REGULAR SEASON

| Year | Team | GP | GS | TACKLES | | | SACKS | | INTERCEPTIONS | | | | | FUMBLES | | |
|---------------|-----------|-----------|-----------|------------|------------|-----------|------------|-------------|---------------|-----------|-----------|----------|-----------|----------|----------|-----------|
| | | | | TT | Solo | Asst. | No. | Yards | No. | Yards | LG | TD | PD | FF | FR | Yards |
| 2014 | Baltimore | 16 | 16 | *129 | *85 | 44 | 3.0 | 16.0 | *2 | 23 | 18 | 0 | 8 | 1 | 1 | 0 |
| 2015 | Baltimore | 16 | 16 | 116 | *76 | 40 | 4.0 | 18.0 | 0 | 0 | 0 | 7 | 1 | 2 | *41 | |
| Totals | | 32 | 32 | 245 | 161 | 84 | 7.0 | 34.0 | 2 | 23 | 18 | 0 | 15 | 2 | 3 | 41 |

*LED TEAM

SPECIAL TEAMS TACKLES (5): 2014 (4); 2015 (1)

CAREER SINGLE-GAME HIGHS (REGULAR SEASON)

Total Tackles:
14 (10/5/14 at Ind.)
Solo Tackles:
9 (11/24/14 at NO)
Sacks:
2 (9/13/15 at Den.)

INTs:
1 2 times (last: 10/26/14 at Cin.)
Passes Defensed:
2 (9/28/14 vs. Car.)

Forced Fumbles:
1 2 times (last: 12/27/15 vs. Pit.)
Fumble Recoveries:
1 3 times (last: 11/22/15 vs. STL)

Additional Statistics: Returned a fumble 41 yards for a TD vs. Cin. (9/27/15)

POSTSEASON

| Year | Team | GP | GS | TACKLES | | | SACKS | | INTERCEPTIONS | | | | | FUMBLES | | |
|---------------|-----------|----------|----------|-----------|-----------|----------|------------|------------|---------------|----------|----------|----------|----------|----------|----------|----------|
| | | | | TT | Solo | Asst. | No. | Yards | No. | Yards | LG | TD | PD | FF | FR | Yards |
| 2014 | Baltimore | 2 | 2 | 19 | 12 | 7 | 0.0 | 0.0 | 0 | 0 | 0 | 0 | 0 | 1 | 0 | 0 |
| Totals | | 2 | 2 | 19 | 12 | 7 | 0.0 | 0.0 | 0 | 0 | 0 | 0 | 0 | 1 | 0 | 0 |

MASTERFUL MOSLEY

The first-ever Ravens' rookie to earn Pro Bowl honors, **ILB C.J. Mosley**, Baltimore's 2014 first-round draft choice (17th overall), was the NFL's only player with at least 125 tackles, 3 sacks and 2 interceptions in 2014. Named the NFL's Defensive Rookie of the Month in October of 2014, Mosley topped his class with 129 tackles (eighth in the NFL).

Mosley Quick Hits:

- ✓ Mosley was the NFL's only player to post at least 125 tackles, 3 sacks and 2 INTs during the 2014 season.
- ✓ Mosley (2014), Daryl Smith (2013) & Ray Lewis (1998, 1999, 2000 & 2001) are the only Raven defenders to register at least 115 tackles, 3 sacks and 2 INTs in a season.
- ✓ Mosley finished second to Rams DT Aaron Donald in the 2014 AP NFL Defensive Rookie of the Year voting.
- ✓ Since 2014, Mosley is the only NFL defender to tally at least 225 tackles, 5 sacks and 2 INTs. (He has 245, 7 and 2, respectively.)

RAVENS TACKLES BY A ROOKIE (Single-Game History)

| Player (Game) | Tackles |
|---------------------------------------|------------|
| Ray Lewis (10/27/96 vs. STL) | 16 |
| C.J. Mosley (10/5/14 at Ind.) | 14* |
| C.J. Mosley (10/26/14 at Cin.) | 13 |
| Ray Lewis (9/8/96 at Pit.) | 13 |
| Ray Lewis (12/22/96 vs. Hou.) | 13 |

* Career High

BIG-PLAY 'BACKER

In Week 3 vs. Cincinnati, **ILB C.J. Mosley** scored the first TD of his career, returning a fumble 41 yards for a score. Mosley also tallied 6 tackles (4 solo), 1 QB hit and 1 PD in the game.

LONGEST FUMBLE RECOVERIES / RAVENS HISTORY

| Player (Game) | Distance |
|---------------------------------------|------------|
| Kelly Gregg (9/17/06 vs. Oak.) | 59 |
| Adalius Thomas (11/26/06 vs. Pit.) | 57t |
| C.J. Mosley (9/27/15 vs. Cin.) | 41t |

JOHN HARBAUGH ON MOSLEY

"C.J. has a great career in front of him. The other thing that has showed up a couple times that is probably under the radar are some of his leadership things that have come up. It's just conversations here and there, things that he has asked other players to do, that far exceed his years in the league. Even though he's a soft-spoken kind of guy, you might not expect that. He has shown a lot of leadership this year. [I have] nothing but high praise for C.J. that way."

MMQB'S ANDY BENOIT ON MOSLEY

"You probably already know linebacker C.J. Mosley, who is on course for stardom. He's quick in confined areas, athletic in space and has a keen sense for pursuit angle. Mosley benefits from playing alongside veteran Daryl Smith, one of the game's most professional linebackers."

TACKLING TANDEM

ILBs C.J. Mosley and Daryl Smith (493) have combined for the NFL's second-most tackles (D'Qwell Jackson and Jerrell Freeman, Ind. – 495) between two teammates since Mosley entered the league in 2014. During that time, Mosley has recorded 245 total and 161 solo stops, ranking sixth and eighth in the NFL, respectively.

NFL'S TOTAL TACKLES (Since 2014)

| |
|--|
| 1. Lavonte David (TB) 293 |
| 2. D'Qwell Jackson (Ind.) 288 |
| 3. Luke Kuechly (Car.) 271 |
| 4. Lawrence Timmons (Pit.) 251 |
| 5. Daryl Smith (Bal.) 248 |
| 6. C.J. Mosley (Bal.) 245 |
| 7. Paul Worriolow (Atl.) 237 |
| 8. David Harris (NYJ) 231 |
| 9. Telvin Smith (Jax.) 227 |

NFL'S SOLO TACKLES (Since 2014)

| |
|--|
| 1. Lavonte David (TB) 186 |
| 2. Reshad Jones (Mia.) 176 |
| 3. Luke Kuechly (Car.) 175 |
| 4. D'Qwell Jackson (Ind.) 170 |
| 5. Telvin Smith (Jax.) 167 |
| 6. Brandon Marshall (Den.) 164 |
| Lawrence Timmons (Pit.) 164 |
| 8. C.J. Mosley (Bal.) 161 |
| 9. Johnathan Cyrien (Jax.) 154 |



BALTIMORE
RAVENS

54

ZACHARY ORR
INSIDE LINEBACKER | 6-0 | 255

COLLEGE: North Texas HS: DeSoto (TX)
BORN: 6/9/92, Fairfax, VA
EXP. (NFL/RAVENS): 2/2 GP/GS (PLAYOFFS): 31/0 (2/0)

2015 SEASON HIGHLIGHTS: Set career highs with 17 tackles (13 solo), 1 sack (-8 yards) and 1 PD for the NFL's eighth-ranked defense (337.4 ypg), which finished No. 2 overall (291.1 ypg) and No. 1 vs. the pass (183.3 ypg) over the season's final eight games...Contributed 5 special teams stops, ranking fourth on the team

- Recorded 1 stop for a defense that allowed 303 net yards (Pittsburgh's third fewest of the season) and snapped the Steelers' streak of six-straight 30-point performances in the 20-17 victory in **game 15 vs. Pit. (12/27)**
- Established a career high with 4 tackles (2 solo) in **game 13 vs. Sea. (12/13)**
- Matched a then-career high with 3 tackles (all solo) for a defense that allowed a season-low 8 first downs, held Miami to 30.8% (4 of 13) on third down and permitted just 219 total net yards in **game 12 at Mia. (12/6)**
- Tallied 2 solo stops for a defense that allowed a season-low 63 net rushing yards and held the Browns to 27% (4 of 15) on third down in the 33-27 victory in **game 11 at Cle. (11/30)**
- Played on special teams and from scrimmage in the 16-13 victory in **game 10 vs. STL (11/22)** and **game 9 vs. Jax. (11/15)**...Recorded his first-career PD against the Jaguars
- Saw action on special teams and from scrimmage, tallying 1 solo stop (a 1-yard loss) for a defense that did not allow a rushing TD and held the Chargers to 3.1 yards per rushing attempt in the 29-26 win in **game 8 vs. SD (11/1)**
- Posted his first-career sack (-8 yards), adding a then-career-high 3 tackles (all solo), in **game 7 at Ari. (10/26)**
- Competed from scrimmage and on special teams in **games 4-5**..Registered 1 ST tackle against the Bengals and Steelers

KEY TRANSACTIONS:

- Zachary Orr signed with the Ravens as a rookie free agent on 5/12/14

CAREER HIGHLIGHTS:

- Set career highs with 17 tackles (14 solo), 1 sack (-8 yards) and 1 PD, adding 5 special teams stops, for the NFL's eighth-ranked defense (337.4 ypg), which finished No. 2 overall (291.1 ypg) and No. 1 vs. the pass (183.3 ypg) over the season's final eight games, in 2015
- Registered a career-high 4 tackles (2 solo) vs. Sea. (12/13/15)
- Recorded his first-career sack (-8 yards) and a career-high 3 solo stop vs. Ari. (10/26/15)
- Posted his first-career tackle from scrimmage and recorded 2 solo special teams stops vs. Jax. (12/14/14)
- Made his NFL debut on special teams vs. Cin. (9/7/14)
- One of three RFAs (T James Hurst & RB Fitzgerald Toussaint) on the Ravens' 2014 opening-day 53-man roster

2015

GAME-BY-GAME DEFENSE

RAVENS

| Date/Opp. | TT | Solo | Asst. | Sacks | INT | PD | FF | FR |
|----------------|-----------|-----------|----------|------------|------------|----------|----------|----------|
| 9/13 @ Den. | | | | | | | | |
| 9/20 @ Oak. | | | | | | | | |
| 9/27 vs. Cin. | | | | | | | | |
| 10/1 @ Pit. | 0 | 0 | 0 | 0-0 | 0-0 | 0 | 0 | 0 |
| 10/11 vs. Cle. | 0 | 0 | 0 | 0-0 | 0-0 | 0 | 0 | 0 |
| 10/18 @ SF | 0 | 0 | 0 | 0-0 | 0-0 | 0 | 0 | 0 |
| 10/26 @ Ari. | 3 | 3 | 0 | 1-8 | 0-0 | 0 | 0 | 0 |
| 11/1 vs. SD | 1 | 1 | 0 | 0-0 | 0-0 | 0 | 0 | 0 |
| 11/15 vs. Jax. | 0 | 0 | 0 | 0-0 | 0-0 | 1 | 0 | 0 |
| 11/22 vs. STL | 0 | 0 | 0 | 0-0 | 0-0 | 0 | 0 | 0 |
| 11/30 @ Cle. | 2 | 2 | 0 | 0-0 | 0-0 | 0 | 0 | 0 |
| 12/6 @ Mia. | 3 | 3 | 0 | 0-0 | 0-0 | 0 | 0 | 0 |
| 12/13 vs. Sea. | 4 | 2 | 2 | 0-0 | 0-0 | 0 | 0 | 0 |
| 12/20 vs. KC | 2 | 1 | 1 | 0-0 | 0-0 | 0 | 0 | 0 |
| 12/27 vs. Pit. | 1 | 1 | 0 | 0-0 | 0-0 | 0 | 0 | 0 |
| 1/3/16 @ Cin. | 1 | 1 | 0 | 0-0 | 0-0 | 0 | 0 | 0 |
| Totals | 17 | 14 | 3 | 1-8 | 0-0 | 1 | 0 | 0 |



54 ZACHARY ORR

REGULAR SEASON

| Year | Team | GP | GS | TACKLES | | | SACKS | | INTERCEPTIONS | | | | | FUMBLES | | | |
|---------------|-----------|-----------|----------|-----------|-----------|----------|------------|------------|---------------|----------|----------|----------|----------|----------|----------|----------|---|
| | | | | TT | Solo | Asst. | No. | Yards | No. | Yards | LG | TD | PD | FF | FR | Yards | |
| 2014 | Baltimore | 15 | 0 | 1 | 0 | 1 | 0.0 | 0.0 | 0 | 0 | 0 | 0 | 0 | 0 | 0 | 0 | 0 |
| 2015 | Baltimore | 16 | 0 | 17 | 14 | 3 | 1.0 | 8.0 | 0 | 0 | 0 | 0 | 1 | 0 | 0 | 0 | |
| Totals | | 31 | 0 | 18 | 14 | 4 | 1.0 | 8.0 | 0 | 0 | 0 | 0 | 1 | 0 | 0 | 0 | |

SPECIAL TEAMS TACKLES (12): 2014 (7); 2015 (5)

CAREER SINGLE-GAME HIGHS (REGULAR SEASON)

Total Tackles:

4 (12/13/15 vs. Sea.)

Solo Tackles:

3 2 times (last: 12/6/15 at Mia.)

Sacks:

1 (10/26/15 at Ari.)

INTs:

None

Passes Defensed:

1 (11/15/15 vs. Jax.)

Forced Fumbles:

None

Fumble Recoveries:

None

POSTSEASON

| Year | Team | GP | GS | TACKLES | | | SACKS | | INTERCEPTIONS | | | | | FUMBLES | | |
|---------------|-----------|----------|----------|----------|----------|----------|------------|------------|---------------|----------|----------|----------|----------|----------|----------|----------|
| | | | | TT | Solo | Asst. | No. | Yards | No. | Yards | LG | TD | PD | FF | FR | Yards |
| 2014 | Baltimore | 2 | 0 | 0 | 0 | 0 | 0.0 | 0.0 | 0 | 0 | 0 | 0 | 0 | 0 | 0 | 0 |
| Totals | | 2 | 0 | 0 | 0 | 0 | 0.0 | 0.0 | 0 | 0 | 0 | 0 | 0 | 0 | 0 | 0 |



BALTIMORE
RAVENS

72

KELECHI OSEMELE

GUARD/TACKLE | 6-5 | 330

COLLEGE: Iowa State HS: Langham Creek (Houston, TX)

BORN: 6/24/89, Houston, TX

EXP. (NFL/RAVENS): 4/4 GP/GS (PLAYOFFS): 51/51 (6/6)

2015 SEASON HIGHLIGHTS: (GP/GS: 14/14) Started 14 games (three at LT and 11 at LG) for an offensive line that permitted the NFL's third-fewest sacks (24) and helped produce a single-season franchise-record 4,271 net passing yards (eighth in the league)...The Ravens also posted the second-most total net yards (5,749) in team history

- Made his first-career start at LT in **game 13 vs. Sea. (12/13)**...Helped block for an O-line that permitted just 1 sack against a Seattle pass rush that entered the contest ranked 11th in the NFL in sacks
- Was inactive (knee) in **game 11 at Cle. (11/30)** and **game 10 vs. STL (11/22)**
- Helped block for an offense that generated 397 total net yards and converted 8 of 14 (57.1%) third-down attempts in **game 9 vs. Jax. (11/15)**...Protected QB Joe Flacco, who completed 34 of 45 passes for 316 yards and 3 TDs
- Started at LG and blocked for QB Joe Flacco, who completed 25 of 37 passes for 319 yards, 1 TD and a season-high 103.3 rating, in the 29-26 victory in **game 8 vs. SD (11/1)**...Helped clear a path for Flacco's 1-yard TD plunge, giving the Ravens a 26-23 fourth-quarter lead
- Left **game 7 at Ari. (10/26)** in the fourth quarter due to injury (knee)
- Started at LG for an offensive line that did not permit a sack, allowing Joe Flacco to connect on 33 of 53 attempts for 2 TDs and 343 yards (including 137 to Steve Smith Sr., his 50th-career 100-yard contest) in **game 6 at SF (10/18)**
- Started at LG for an offense that gained 181 rushing yards (5.8 avg.) and scored 3 rushing TDs for the 14th time in franchise history in **game 5 vs. Cle. (10/11)**...The Ravens rushed for a combined 372 yards (186.0 ypg) in Weeks 4 and 5
- Started at LG for an offense that produced 191 rushing yards in the 23-20 OT victory in **game 4 at Pit. (10/1)**... Helped block for RB Justin Forsett, who carried the ball a career-high 27 times for 150 rushing yards (second most in his career)
- Made his 40th-career start (at LG) for an offensive line that did not allow a sack and helped QB Joe Flacco produce 362 passing yards, including 186 to WR Steve Smith Sr., in **game 3 vs. Cin. (9/27)**...Smith Sr.'s 186 receiving yards rank third in his career and third all time in franchise history
- Started at LG for an offense that gained the sixth-most net yards (493) in franchise history in **game 2 at Oak. (9/20)**... Helped protect QB Joe Flacco, who completed 32 of 45 passes for 2 TDs and 384 yards (fourth in team history)

KEY TRANSACTIONS:

- Kelechi Osemele was selected by the Ravens in the second round (60th overall) of the 2012 NFL Draft, following Courtney Upshaw, who was the team's first pick (second round, 35th)

CAREER HIGHLIGHTS:

- Started three games at LT and 11 at LG for an O-line that allowed the NFL's third-fewest sacks (24) and helped produce a single-season franchise-record 4,271 net passing yards (No. 8 in the NFL) in 2015...The Ravens also posted the second-most total net yards (5,749) in team history
- Started all 14 games he played at LG (missed two with a knee injury) in 2014 for an offense that established franchise single-season records in yards (5,838) and points (409)...Helped QB Joe Flacco post career highs in passing yards (3,986) and TD passes (27), completing 62.1% of his passes (344 of 554) for a 91.0 QB rating
- Part of an O-line that allowed just 19 sacks (second fewest in NFL) in 2014
- Started all 16 regular season (RT) and four postseason (LG) games as a rookie in 2012, helping the Ravens score the second-most points (398) and gain the fourth-most total yards (5,640) in team history, including a then-career-high 3,817 passing yards by Flacco and 1,143 yards and 9 TDs rushing by RB Ray Rice during the team's Super Bowl XLVII-winning season

GRANTLAND'S ROBERT MAYS ON 'K.O.'

"While Osemele might not be as consistent as his teammate [Marshal Yanda], when he's at his best, he's one of the most physically dominant players you'll ever see. Few offensive linemen in the NFL – even the greatest ones – can manhandle their opponents to the point that the game tape looks like high school highlight film. That's what you get from Osemele, who regularly sends people into orbit."

SECURITY DETAIL

Since 2014 (over a 32-game span), Baltimore's 43 sacks permitted rank as the NFL's fewest. Baltimore has allowed zero sacks in 10 games dating back to 2014, a mark that ties (Cin.) for the NFL's most.

NFL'S FEWEST SACKS ALLOWED (Since 2014)

| Rk. | Team | Sacks |
|-----|--------------------|-------|
| 1. | Baltimore Ravens | 43 |
| 2. | Cincinnati Bengals | 55 |
| | Arizona Cardinals | 55 |

ZERO SACKS ALLOWED / GAMES (Since 2014)

| | |
|--------------------|----|
| Baltimore Ravens | 10 |
| Cincinnati Bengals | 10 |
| New York Giants | 8 |
| Oakland Raiders | 7 |





BALTIMORE
RAVENS

18

BRESHAD PERRIMAN
WIDE RECEIVER | 6-2 | 218

COLLEGE: Central Florida **HS:** Arabia Mountain (Lithonia, GA)
BORN: 9/10/93, Detroit, MI
EXP. (NFL/RAVENS): Rookie **GP/GS (PLAYOFFS):** 0/0 (0/0)

KEY TRANSACTIONS:

- Breshad Perriman was placed on Injured Reserve (knee) on 11/17/15
- Breshad Perriman was selected by the Ravens in the first round (26th overall) of the 2015 NFL Draft
- Elected to forego his senior season at Central Florida to declare for the NFL Draft

CAREER HIGHLIGHTS:

- Missed his entire rookie season after sustaining a knee injury on the first day of training camp (7/30/15)

2015 SEASON HIGHLIGHTS Was placed on Injured Reserve (knee) on 11/17 after missing the first nine games of the season...Also missed the entire preseason after sustaining a knee injury on the first day of training camp (7/30)

2015

GAME-BY-GAME OFFENSE

| Date/Opp. | RECEIVING | | | | | RUSHING | | | | |
|----------------|-----------|----------|------------|----------|----------|----------|----------|------------|----------|----------|
| | No. | Yds. | Avg. | LG | TD | No. | Yds. | Avg. | LG | TD |
| 9/13 @ Den. | | | | | | -- | -- | -- | -- | -- |
| 9/20 @ Oak. | | | | | | -- | -- | -- | -- | -- |
| 9/27 vs. Cin. | | | | | | -- | -- | -- | -- | -- |
| 10/1 @ Pit. | | | | | | -- | -- | -- | -- | -- |
| 10/11 vs. Cle. | | | | | | -- | -- | -- | -- | -- |
| 10/18 @ SF | | | | | | -- | -- | -- | -- | -- |
| 10/26 @ Ari. | | | | | | -- | -- | -- | -- | -- |
| 11/1 vs. SD | | | | | | -- | -- | -- | -- | -- |
| 11/15 vs. Jax. | | | | | | -- | -- | -- | -- | -- |
| 11/22 vs. STL | | | | | | -- | -- | -- | -- | -- |
| 11/30 @ Cle. | | | | | | -- | -- | -- | -- | -- |
| 12/6 @ Mia. | | | | | | -- | -- | -- | -- | -- |
| 12/13 vs. Sea. | | | | | | -- | -- | -- | -- | -- |
| 12/20 vs. KC | | | | | | -- | -- | -- | -- | -- |
| 12/27 vs. Pit. | | | | | | -- | -- | -- | -- | -- |
| 1/3/16 @ Cin. | | | | | | -- | -- | -- | -- | -- |
| Totals | 0 | 0 | 0.0 | 0 | 0 | 0 | 0 | 0.0 | 0 | 0 |

PERRIMAN ON HIS INJURY

“Dealing with the whole thing was very frustrating for me. I knew what I could do and what I couldn’t do, and knowing I couldn’t be out there with my teammates, it was really hurting me.” (11/19/15)

REGULAR SEASON

| Year | Team | GP | GS | RECEIVING | | | | | RUSHING | | | | |
|---------------|-----------|----------|----------|-----------|----------|------------|----------|----------|----------|----------|----------|----------|----------|
| | | | | No. | Yards | Avg. | LG | TD | No. | Yards | Avg. | LG | TD |
| 2015 | Baltimore | 0 | 0 | 0 | 0 | 0.0 | 0 | 0 | 0 | 0 | 0 | 0 | 0 |
| Totals | | 0 | 0 | 0 | 0 | 0.0 | 0 | 0 | 0 | 0 | 0 | 0 | 0 |

CAREER SINGLE-GAME HIGHS (REGULAR SEASON)

| | | | |
|------------------|-------------------|----------------|-------------------|
| RECEIVING | Long Gain: | RUSHING | Long Gain: |
| Receptions: | None | Carries: | None |
| Yardage: | Touchdowns: | Yardage: | Touchdowns: |
| None | None | None | None |



BALTIMORE
RAVENS

88

DENNIS PITTA
TIGHT END | 6-4 | 245

COLLEGE: BYU HS: Moorpark (CA)

BORN: 6/29/85, Fresno, CA

EXP. (NFL/RAVENS): 6/6 GP/GS (PLAYOFFS): 50/11 (6/3)

KEY TRANSACTIONS:

- Dennis Pitta re-signed (five-year contract) with the Ravens on 3/5/14
- Was originally selected by Baltimore in the fourth round (114th overall) of the 2010 NFL Draft.

2015 SEASON HIGHLIGHTS: Missed the entire season while on the PUP list (hip), rehabbing an injury sustained at Cle. (9/21/14)

CAREER HONORS:

- Earned the team's Ed Block Courage Award in 2015 while rehabbing his second season-ending hip injury

CAREER HIGHLIGHTS:

- His 7 TDs in 2012 tied Todd Heap (2005) for most by a Ravens' tight end in a single season
- Posted a career-high 2 TD receptions, including a career-long 61-yarder, while gaining a career-high 125 yards (on 7 receptions) vs. Den. (12/16/12)
- Caught a career-high 10 receptions vs. Cin. (9/7/14)
- Caught his first-career TD vs. SF (11/24/11)
- Started his first-career game at Ten. (9/18/11)
- Grabbed his first-career reception at Cin. (9/19/10)

2015

GAME-BY-GAME OFFENSE

| RAVENS Date/Opp. | RECEIVING | | | | RUSHING | | | | |
|---------------------|-------------|----------|------------|------------|----------|----------|------------|------------|----------|
| | No. | Yds. | Avg. | LG TD | No. | Yds. | Avg. | LG TD | |
| 9/13 @ Den. | ON PUP LIST | - | - | - | - | - | - | - | - |
| 9/20 @ Oak. | ON PUP LIST | - | - | - | - | - | - | - | - |
| 9/27 vs. Cin. | ON PUP LIST | - | - | - | - | - | - | - | - |
| 10/1 @ Pit. | ON PUP LIST | - | - | - | - | - | - | - | - |
| 10/11 vs. Cle. | ON PUP LIST | - | - | - | - | - | - | - | - |
| 10/18 @ SF | ON PUP LIST | - | - | - | - | - | - | - | - |
| 10/26 @ Ari. | ON PUP LIST | - | - | - | - | - | - | - | - |
| 11/1 vs. SD | ON PUP LIST | - | - | - | - | - | - | - | - |
| 11/15 vs. Jax. | ON PUP LIST | - | - | - | - | - | - | - | - |
| 11/22 vs. STL | ON PUP LIST | - | - | - | - | - | - | - | - |
| 11/30 @ Cle. | ON PUP LIST | - | - | - | - | - | - | - | - |
| 12/6 @ Mia. | ON PUP LIST | - | - | - | - | - | - | - | - |
| 12/13 vs. Sea. | ON PUP LIST | - | - | - | - | - | - | - | - |
| 12/20 vs. KC | ON PUP LIST | - | - | - | - | - | - | - | - |
| 12/27 vs. Pit. | ON PUP LIST | - | - | - | - | - | - | - | - |
| 1/3/16 @ Cin. | ON PUP LIST | - | - | - | - | - | - | - | - |
| Totals | 0 | 0 | 0.0 | 0 0 | 0 | 0 | 0.0 | 0 0 | 0 |

PITTA ON RETURNING TO FOOTBALL

"Obviously, I'm extremely disappointed that I won't be out there this season, and it is something I've been working hard to be able to do. Unfortunately, I won't be out there this season with my team, but I'll continue to rehab and do everything I can to make sure I'm healthy and put myself in the best position I can. ... That's not how I want to end my career. No player wants to play their last play getting carted off the field. And so, I'll continue to work, and hopefully that won't be the end of the story." (11/11/15)

REGULAR SEASON

| Year | Team | GP | GS | RECEIVING | | | | | RUSHING | | | | |
|---------------|-----------|-----------|-----------|-------------|--------------|------------|------------|-----------|----------|----------|------------|----------|----------|
| | | | | No. | Yards | Avg. | LG | TD | No. | Yards | Avg. | LG | TD |
| 2010 | Baltimore | 11 | 0 | 1 | 1 | 1.0 | 1 | 0 | 0 | 0 | 0.0 | 0 | 0 |
| 2011 | Baltimore | 16 | 2 | 40 | 405 | 10.1 | 39 | 3 | 0 | 0 | 0.0 | 0 | 0 |
| 2012 | Baltimore | 16 | 5 | 61 | 669 | 11.0 | 61t | 7 | 0 | 0 | 0.0 | 0 | 0 |
| 2013 | Baltimore | 4 | 1 | 20 | 169 | 8.5 | 18 | 1 | 0 | 0 | 0.0 | 0 | 0 |
| 2014 | Baltimore | 3 | 3 | 16 | 125 | 7.8 | 24 | 0 | 0 | 0 | 0.0 | 0 | 0 |
| 2015 | Baltimore | 0 | 0 | ON PUP LIST | - | - | - | - | - | - | - | - | - |
| Totals | | 50 | 11 | 138 | 1,369 | 9.9 | 61t | 11 | 0 | 0 | 0.0 | 0 | 0 |

SPECIAL TEAMS TACKLES (2): 2010 (1); 2011 (1)

CAREER SINGLE-GAME HIGHS (REGULAR SEASON)

RECEIVING

Receptions: 10 (9/7/14 vs. Cin.)
 Yardage: 125 (12/16/12 vs. Den.)
 Long Gain: 61t (12/16/12 vs. Den.)
 Touchdowns: 2 (12/16/12 vs. Den.)

RUSHING

Carries: None
 Yardage: None
 Long Gain: None
 Touchdowns: None

100-yard Receiving Games: 1 (125 yards, 12/16/12 vs. Den.)

POSTSEASON

| Year | Team | GP | GS | RECEIVING | | | | | RUSHING | | | | |
|---------------|-----------|----------|----------|-----------------|------------|-------------|-----------|----------|----------|----------|------------|----------|----------|
| | | | | No. | Yards | Avg. | LG | TD | No. | Yards | Avg. | LG | TD |
| 2010 | Baltimore | 0 | 0 | 0 | 0 | 0.0 | 0 | 0 | 0 | 0 | 0.0 | 0 | 0 |
| 2011 | Baltimore | 2 | 1 | 7 | 70 | 10.0 | 16 | 1 | 0 | 0 | 0.0 | 0 | 0 |
| 2012 | Baltimore | 4 | 2 | 14 | 163 | 11.6 | 24 | 3 | 0 | 0 | 0.0 | 0 | 0 |
| 2014 | Baltimore | 0 | 0 | INJURED RESERVE | - | - | - | - | - | - | - | - | - |
| Totals | | 6 | 3 | 21 | 233 | 11.1 | 24 | 4 | 0 | 0 | 0.0 | 0 | 0 |





BALTIMORE
RAVENS

32

SHELDON PRICE
CORNERBACK | 6-2 | 198

COLLEGE: UCLA HS: Bishop Amat (La Puente, CA)

BORN: 3/26/91, Long Beach, CA

EXP. (NFL/RAVENS): 1/1 GP/GS (PLAYOFFS): 2/0 (0/0)

KEY TRANSACTIONS:

- Sheldon Price was elevated to Baltimore's 53-man roster on 12/29/15
- Signed to Baltimore's practice squad on 10/20/15 after being released by Indianapolis on 10/1/15
- Originally signed with the Colts as an undrafted rookie free agent on 4/30/13

CAREER HIGHLIGHTS:

- Recorded his first-career tackle on Monday Night Football vs. NYJ on 9/21/15 while playing for Indianapolis
- Saw action on special teams during his NFL debut at Buf. on 9/13/15

2015 SEASON HIGHLIGHTS: Was a member of the Ravens' practice squad for nine games after signing with Baltimore on 10/20...Competed in two games (1-2) for Indianapolis, making his NFL debut on special teams at Buf. (9/13) and notching his first-career tackle vs. NYJ (9/21)

- Was a gameday inactive in the **season finale at Cin. (1/3/16)** after being elevated to the Ravens 53-man roster from the practice squad on 12/29
- Recorded his first-career tackle on Monday Night Football in **game 2 vs. NYJ (9/21)** while playing for Indianapolis

2015

GAME-BY-GAME DEFENSE

RAVENS

| Date/Opp. | TT | Solo | Asst. | Sacks | INT | PD | FF | FR |
|--------------------------|---------------------------|----------|----------|------------|------------|----------|----------|----------|
| WITH INDIANAPOLIS | | | | | | | | |
| 9/13 @ Buf. | 0 | 0 | 0 | 0-0 | 0-0 | 0 | 0 | 0 |
| 9/21 vs. NYJ | 1 | 1 | 0 | 0-0 | 0-0 | 0 | 0 | 0 |
| WITH BALTIMORE | | | | | | | | |
| 9/27 vs. Cin. | NOT ON RAVENS' ROSTER | | | | | | | |
| 10/1 @ Pit. | NOT ON RAVENS' ROSTER | | | | | | | |
| 10/11 vs. Cle. | NOT ON RAVENS' ROSTER | | | | | | | |
| 10/18 @ SF | NOT ON RAVENS' ROSTER | | | | | | | |
| 10/26 @ Ari. | ON RAVENS' PRACTICE SQUAD | | | | | | | |
| 11/1 vs. SD | ON RAVENS' PRACTICE SQUAD | | | | | | | |
| 11/15 vs. Jax. | ON RAVENS' PRACTICE SQUAD | | | | | | | |
| 11/22 vs. STL | ON RAVENS' PRACTICE SQUAD | | | | | | | |
| 11/30 @ Cle. | ON RAVENS' PRACTICE SQUAD | | | | | | | |
| 12/6 @ Mia. | ON RAVENS' PRACTICE SQUAD | | | | | | | |
| 12/13 vs. Sea. | ON RAVENS' PRACTICE SQUAD | | | | | | | |
| 12/20 vs. KC | ON RAVENS' PRACTICE SQUAD | | | | | | | |
| 12/27 vs. Pit. | ON RAVENS' PRACTICE SQUAD | | | | | | | |
| 1/3/16 @ Cin. | INACTIVE | | | | | | | |
| Totals | 1 | 1 | 0 | 0-0 | 0-0 | 0 | 0 | 0 |

REGULAR SEASON

| Year | Team | GP | GS | TACKLES | | | SACKS | | INTERCEPTIONS | | | | FUMBLES | | | | |
|---------------|--------------|----------|----------|----------|----------|----------|------------|------------|---------------|----------|----------|----------|----------|----------|----------|----------|----------|
| | | | | TT | Solo | Asst. | No. | Yards | No. | Yards | LG | TD | PD | FF | FR | Yards | |
| 2013 | Indianapolis | 0 | 0 | 0 | 0 | 0 | 0.0 | 0.0 | 0 | 0 | 0 | 0 | 0 | 0 | 0 | 0 | 0 |
| 2014 | Indianapolis | 0 | 0 | 0 | 0 | 0 | 0.0 | 0.0 | 0 | 0 | 0 | 0 | 0 | 0 | 0 | 0 | 0 |
| 2015 | Ind./Bal.* | 2 | 0 | 1 | 1 | 0 | 0.0 | 0.0 | 0 | 0 | 0 | 0 | 0 | 0 | 0 | 0 | 0 |
| Totals | | 2 | 0 | 1 | 1 | 0 | 0.0 | 0.0 | 0 | 0 | 0 | 0 | 0 | 0 | 0 | 0 | 0 |

*PLAYED 2 GAMES OF THE 2015 SEASON WITH IND.

CAREER SINGLE-GAME HIGHS (REGULAR SEASON)

| | | |
|--|---------------------------------|-----------------------------------|
| Total Tackles: 1 (9/21/15 vs. NYJ) | INTs: None | Forced Fumbles: None |
| Solo Tackles: 1 (9/21/15 vs. NYJ) | Passes Defensed: None | Fumble Recoveries: None |
| Sacks: None | | |



BALTIMORE
RAVENS

86

KONRAD REULAND

TIGHT END | 6-5 | 254

COLLEGE: Stanford HS: Mission Viejo (CA)

BORN: 4/4/87, Mission Viejo, CA

EXP. (NFL/RAVENS): 3/1 GP/GS (PLAYOFFS): 30/4 (0/0)

CAREER HIGHLIGHTS:

- Recorded his first-career NFL catch and finished the game with career highs in receptions (2) and yards (20) at Pit. (9/16/12) while playing for NYJ
- Made his NFL debut with the Jets vs. Buf. (9/9/12)

2015 SEASON HIGHLIGHTS: Saw action in four games, competing from scrimmage and on special teams in each, after being elevated to Baltimore's 53-man roster on 12/8... Spent training camp and the offseason with the Ravens

- Played from scrimmage and on special teams in the **season finale at Cin. (1/3/16)**
- Recorded his first start as a Raven, competing from scrimmage and on special teams, in the 20-17 victory in **game 15 vs. Pit. (12/27)**
- Saw action from scrimmage and on special teams in **game 14 vs. KC (12/20)** and his Ravens debut in **game 13 vs. Sea. (12/13)**

KEY TRANSACTIONS:

- Konrad Reuland was elevated to Baltimore's 53-man roster on 12/8/15
- Was signed to the Ravens' practice squad on 11/18/15 after being released from the team on 11/4/15
- Added to Baltimore's practice squad on 10/13/15 after being waived by the team on 9/8/15
- Joined the Ravens' practice squad on 9/6/15 after being released from the team on 9/5/15
- Signed with the Ravens (Reserve/Future) on 1/12/15
- Released from Baltimore's practice squad on 11/26/14
- Added to the Ravens' practice squad on 11/12/14
- Originally signed as a rookie free agent with San Francisco on 7/27/11

2015

GAME-BY-GAME OFFENSE

| Date/Opp. | RECEIVING | | | | RUSHING | | | | |
|----------------|---------------------------|----------|------------|------------|----------|----------|------------|------------|----|
| | No. | Yds. | Avg. | LG TD | No. | Yds. | Avg. | LG TD | |
| 9/13 @ Den. | NOT ON RAVENS' ROSTER | | | | -- | -- | -- | -- | -- |
| 9/20 @ Oak. | NOT ON RAVENS' ROSTER | | | | -- | -- | -- | -- | -- |
| 9/27 vs. Cin. | NOT ON RAVENS' ROSTER | | | | -- | -- | -- | -- | -- |
| 10/1 @ Pit. | NOT ON RAVENS' ROSTER | | | | -- | -- | -- | -- | -- |
| 10/11 vs. Cle. | NOT ON RAVENS' ROSTER | | | | -- | -- | -- | -- | -- |
| 10/18 @ SF | ON RAVENS' PRACTICE SQUAD | | | | -- | -- | -- | -- | -- |
| 10/26 @ Ari. | ON RAVENS' PRACTICE SQUAD | | | | -- | -- | -- | -- | -- |
| 11/1 vs. SD | ON RAVENS' PRACTICE SQUAD | | | | -- | -- | -- | -- | -- |
| 11/15 vs. Jax. | NOT ON RAVENS' ROSTER | | | | -- | -- | -- | -- | -- |
| 11/22 vs. STL | ON RAVENS' PRACTICE SQUAD | | | | -- | -- | -- | -- | -- |
| 11/30 @ Cle. | ON RAVENS' PRACTICE SQUAD | | | | -- | -- | -- | -- | -- |
| 12/6 @ Mia. | ON RAVENS' PRACTICE SQUAD | | | | -- | -- | -- | -- | -- |
| 12/13 vs. Sea. | 0 | 0 | 0.0 | 0 0 | 0 | 0 | 0.0 | 0 0 | |
| 12/20 vs. KC | 0 | 0 | 0.0 | 0 0 | 0 | 0 | 0.0 | 0 0 | |
| 12/27 vs. Pit. | 0 | 0 | 0.0 | 0 0 | 0 | 0 | 0.0 | 0 0 | |
| 1/3/16 @ Cin. | 0 | 0 | 0.0 | 0 0 | 0 | 0 | 0.0 | 0 0 | |
| Totals | 0 | 0 | 0.0 | 0 0 | 0 | 0 | 0.0 | 0 0 | |

REGULAR SEASON

| Year | Team | GP | GS | RECEIVING | | | | | RUSHING | | | | |
|---------------|---------------|-----------|----------|----------------|-----------|------------|-----------|----------|----------|----------|------------|----------|----------|
| | | | | No. | Yards | Avg. | LG | TD | No. | Yards | Avg. | LG | TD |
| 2011 | San Francisco | 0 | 0 | PRACTICE SQUAD | | | | | -- | -- | -- | -- | -- |
| 2012 | NY Jets | 16 | 3 | 11 | 83 | 7.5 | 18 | 0 | 0 | 0 | 0.0 | 0 | 0 |
| 2013 | NY Jets | 10 | 0 | 1 | 7 | 7.0 | 7 | 0 | 0 | 0 | 0.0 | 0 | 0 |
| 2014 | Ind./Bal. | 0 | 0 | PRACTICE SQUAD | | | | | -- | -- | -- | -- | -- |
| 2015 | Baltimore | 4 | 1 | 0 | 0 | 0 | 0 | 0 | 0 | 0 | 0.0 | 0 | 0 |
| Totals | | 30 | 4 | 12 | 90 | 7.5 | 18 | 0 | 0 | 0 | 0.0 | 0 | 0 |

CAREER SINGLE-GAME HIGHS (REGULAR SEASON)

RECEIVING

Receptions: 2 3 times (last: 12/9/12 at Jax.)
 Yardage: 20 (9/16/12 at Pit.)

Long Gain: 18 (11/18/12 at STL)
 Touchdowns: None

RUSHING

Carries: None
 Yardage: None
 Long Gain: None
 Touchdowns: None





BALTIMORE
RAVENS

38

JUMAL ROLLE
CORNERBACK | 6-0 | 188

COLLEGE: Catawba HS: Beddingfield (Wilson, NC)

BORN: 5/28/90, Wilson, NC

EXP. (NFL/RAVENS): 2/0 GP/GS (PLAYOFFS): 19/0 (0/0)

CAREER HIGHLIGHTS:

- Established career highs in every defensive category with 15 tackles (14 solo), 3 INTs (tied a team high), 4 PD and 1 TFL in 2014 while playing for Houston...Also recorded 4 special teams tackles
- Set a career high with 6 tackles (all solo), adding 1 INT and his first-career TFL, vs. Ten. (11/30/14)
- Secured a career-high 2 INTs, also marking a career-best 2 PD, vs. Phi. (11/2/14)
- Made his NFL debut at Dal. (10/5/14) while with Houston

KEY TRANSACTIONS:

- Jumal Rolle was elevated to Baltimore's 53-man roster on 12/15/15
- Signed to Baltimore's practice squad on 11/20/15 after being released by Houston on 11/18/15
- Originally signed with Buffalo as a rookie free agent on 4/29/13

2015 SEASON HIGHLIGHTS: Recorded 1 solo tackle in one game for the Ravens after being elevated to Baltimore's 53-man roster on 12/15...Competed primarily on special teams, playing from scrimmage in four games, for the Texans before signing with Baltimore on 11/20...Tallied a season-high 2 tackles at Mia. (10/25) while with Houston

- Was a gameday inactive in the **season finale at Cin. (1/3/16)** and the 20-17 victory in **game 15 vs. Pit. (12/27)**
- Notched 1 solo tackle in his Ravens debut and helped limit the Chiefs to just 164 net passing yards in **game 14 vs. KC (12/20)**

2015

GAME-BY-GAME DEFENSE

RAVENS

| Date/Opp. | TT | Solo | Asst. | Sacks | INT | PD | FF | FR |
|-----------------------|----------|----------|----------|------------|-----------------------------|----------|----------|----------|
| WITH HOUSTON | | | | | | | | |
| 9/13 vs. KC | | | | | INACTIVE | | | |
| 9/20 @ Car. | | | | | SAW ACTION ON SPECIAL TEAMS | | | |
| 9/27 vs. TB | | | | | SAW ACTION ON SPECIAL TEAMS | | | |
| 10/4 @ Atl. | 0 | 0 | 0 | 0-0 | 0-0 | 0 | 0 | 0 |
| 10/8 vs. Ind. | 0 | 0 | 0 | 0-0 | 0-0 | 0 | 0 | 0 |
| 10/18 @ Jax. | | | | | SAW ACTION ON SPECIAL TEAMS | | | |
| 10/25 @ Mia. | 2 | 0 | 2 | 0-0 | 0-0 | 0 | 0 | 0 |
| 11/1 vs. Ten. | 0 | 0 | 0 | 0-0 | 0-0 | 0 | 0 | 0 |
| 11/16 @ Cin. | 0 | 0 | 0 | 0-0 | 0-0 | 0 | 0 | 0 |
| WITH BALTIMORE | | | | | | | | |
| 11/22 vs. STL | | | | | ON RAVENS' PRACTICE SQUAD | | | |
| 11/30 @ Cle. | | | | | ON RAVENS' PRACTICE SQUAD | | | |
| 12/6 @ Mia. | | | | | ON RAVENS' PRACTICE SQUAD | | | |
| 12/13 vs. Sea. | | | | | ON RAVENS' PRACTICE SQUAD | | | |
| 12/20 vs. KC | 1 | 1 | 0 | 0-0 | 0-0 | 0 | 0 | 0 |
| 12/27 vs. Pit. | | | | | INACTIVE | | | |
| 1/3/16 @ Cin. | | | | | INACTIVE | | | |
| Totals | 3 | 1 | 2 | 0-0 | 0-0 | 0 | 0 | 0 |

REGULAR SEASON

| Year | Team | GP | GS | TACKLES | | | SACKS | | INTERCEPTIONS | | | | FUMBLES | | | | |
|---------------|------------|-----------|----------|-----------|-----------|----------|------------|------------|---------------|-----------|-----------|----------|----------|----------|----------|----------|---|
| | | | | TT | Solo | Asst. | No. | Yards | No. | Yards | LG | TD | PD | FF | FR | Yards | |
| 2013 | NO/GB | 0 | 0 | 0 | 0 | 0 | 0.0 | 0.0 | 0 | 0 | 0 | 0 | 0 | 0 | 0 | 0 | 0 |
| 2014 | Houston | 10 | 0 | 15 | 14 | 1 | 0.0 | 0.0 | 3 | 25 | 13 | 0 | 4 | 0 | 0 | 0 | |
| 2015 | Hou./Bal.* | 9 | 0 | 3 | 1 | 2 | 0.0 | 0.0 | 0 | 0 | 0 | 0 | 0 | 0 | 0 | 0 | |
| Totals | | 19 | 0 | 18 | 15 | 3 | 0.0 | 0.0 | 3 | 25 | 13 | 0 | 4 | 0 | 0 | 0 | |

*PLAYED 8 GAMES OF THE 2015 SEASON WITH HOU.

SPECIAL TEAMS TACKLES (4): 2014 (4)

CAREER SINGLE-GAME HIGHS (REGULAR SEASON)

Total Tackles:
6 (11/30/14 vs. Ten.)
Solo Tackles:
6 (11/30/14 vs. Ten.)
Sacks:
None

INTs:
2 (11/2/14 vs. Phi.)
Passes Defensed:
2 (11/2/14 vs. Phi.)

Forced Fumbles:
None
Fumble Recoveries:
None



BALTIMORE
RAVENS

8

MATT SCHAUB
QUARTERBACK | 6-6 | 245

COLLEGE: Virginia HS: East (West Chester, PA)
BORN: 6/25/81, Pittsburgh, PA
EXP. (NFL/RAVENS): 12/1 GP/GS (PLAYOFFS): 141/92 (3/2)

2

PRO BOWLS

KEY TRANSACTIONS:

- Matt Schaub signed with the Ravens (one-year contract) on 3/31/15
- Was originally selected by the Falcons in the third round (90th overall) of the 2004 NFL Draft

2015 SEASON HIGHLIGHTS: Started two games for the Ravens, completing 52 of 80 passes (65.0%) for 540 yards, 3 TDs and 4 INTs for the league's No. 8 passing attack (266.9 ypg), which gained a single-season franchise-record 4,271 net passing yards...The Ravens also produced the second-most total net yards (5,749) in team history

- Active, but did not play in **games 14-16**
- Was inactive (chest) in **game 13 vs. Sea. (12/13)**
- Completed 32 of 46 passes (69.6%) for 1 TD (a 41-yarder to RB Javorius Allen) and 308 yards, his 28th-career 300-yard performance, in **game 12 at Mia. (12/6)**
- Made his Ravens debut, throwing for 232 yards and 2 TDs on 20-of-34 passing, in the 33-27 victory in **game 11 at Cle. (11/30)**... Started for QB Joe Flacco, who was placed on IR (knee) for the first time in his eight-year career
- Active, but did not play in **games 1-10**

CAREER HONORS:

- Two-time Pro Bowler (2009 and 2012)
- Pro Bowl MVP (2009)
- AFC Offensive Player of the Week (Week 11, 2012; Week 6, 2010; Week 2, 2009 and Week 14, 2008)
- Ed Block Courage Award (2012)
- FedEx Air NFL Player of the Week (Week 11, 2012 ; Week 2, 2010)

CAREER HIGHLIGHTS:

- Owns 28-career 300-yard passing games
- Posted career highs in passing attempts (583), completions (396), completion percentage (67.9), passing yards (4,770), TDs (29) and QB Rating (98.6) and was named to his first-career Pro Bowl while with Houston in 2009...Also had 10 games with a QB Rating of at least 90 and topped 300 yards passing in nine games, tying for the second most in a single season in NFL history
- Has thrown for 4,000 yards three times (4,770 in 2009, 4,370 in 2010 and 4,008 in 2012)

REGULAR SEASON

| Year | Team | GP | GS | PASSING | | | | | | | | | | RUSHING | | | | |
|---------------|-----------|------------|-----------|--------------|--------------|---------------|-------------|-------------|------------|-----------|------------|------------------|-------------|------------|------------|------------|-----------|----------|
| | | | | Att. | Comp. | Yards | Comp% | Yds/Att | TD | INT | LG | Sack/Lost | Rating | No. | Yards | Avg. | LG | TD |
| 2004 | Atlanta | 6 | 1 | 70 | 33 | 330 | 47.1 | 4.7 | 1 | 4 | 59 | 4/14 | 42.0 | 8 | 26 | 3.3 | 11 | 0 |
| 2005 | Atlanta | 16 | 1 | 64 | 33 | 495 | 51.6 | 7.7 | 4 | 0 | 53 | 6/27 | 98.1 | 9 | 76 | 8.4 | 23 | 0 |
| 2006 | Atlanta | 16 | 0 | 27 | 18 | 208 | 66.7 | 7.7 | 1 | 2 | 47 | 2/8 | 71.2 | 7 | 21 | 3.0 | 19 | 0 |
| 2007 | Houston | 11 | 11 | 289 | 192 | 2,241 | 66.4 | 7.8 | 9 | 9 | 77t | 16/126 | 87.2 | 17 | 52 | 3.1 | 12 | 0 |
| 2008 | Houston | 11 | 11 | 380 | 251 | 3,043 | 66.1 | 8.0 | 15 | 10 | 65 | 23/149 | 92.7 | 31 | 68 | 2.2 | 10 | 2 |
| 2009 | Houston | 16 | 16 | 583 | 396 | 4,770 | 67.9 | 8.2 | 29 | 15 | 72t | 25/149 | 98.6 | 48 | 57 | 1.2 | 19 | 0 |
| 2010 | Houston | 16 | 16 | 574 | 365 | 4,370 | 63.6 | 7.6 | 24 | 12 | 60 | 32/226 | 92.0 | 22 | 28 | 1.3 | 8 | 0 |
| 2011 | Houston | 10 | 10 | 292 | 178 | 2,479 | 61.0 | 8.5 | 15 | 6 | 80t | 16/98 | 96.8 | 15 | 9 | 0.6 | 3 | 2 |
| 2012 | Houston | 16 | 16 | 544 | 350 | 4,008 | 64.3 | 7.4 | 22 | 12 | 60t | 27/216 | 90.7 | 21 | -9 | -0.4 | 8 | 0 |
| 2013 | Houston | 10 | 8 | 358 | 219 | 2,310 | 61.2 | 6.5 | 10 | 14 | 46 | 21/162 | 73.0 | 5 | 24 | 4.8 | 7 | 0 |
| 2014 | Oakland | 11 | 0 | 10 | 5 | 57 | 50.0 | 5.7 | 0 | 2 | 16 | 3/24 | 27.9 | 0 | 0 | 0.0 | 0 | 0 |
| 2015 | Baltimore | 2 | 2 | 80 | 52 | 540 | 65.0 | 6.75 | 3 | 4 | 48 | 3/27 | 76.0 | 4 | 10 | 2.5 | 7 | 0 |
| Totals | | 141 | 92 | 3,271 | 2,092 | 24,851 | 64.0 | 7.60 | 133 | 90 | 80t | 178/1,226 | 89.1 | 187 | 362 | 1.9 | 23 | 4 |

CAREER SINGLE-GAME HIGHS (REGULAR SEASON)

Most Attempts: 62 (12/13/10 vs. Bal.)
Most Completions: 43 (11/18/12 vs. Jax.)
Most Yards Passing: 527 (11/18/12 vs. Jax.)
Longest Gain: 80t (11/13/11 at TB)
Most Touchdowns: 5 (11/18/12 vs. Jax.)
QB Rating: 154.9 (11/13/11 at TB)
Most Carries / Rushing Yards: 8 (11/1/09 at Buf.) / 56 (10/2/05 vs. Min.)
Longest Gain Rushing: 23 (10/2/05 vs. Min.)
Most Rushing Touchdowns: 1 4 times (last: 11/6/11 vs. Cle.)

300-yard Passing Games: 28 (last: 308 yards, 12/6/15 at Mia.)

POSTSEASON

| Year | Team | GP | GS | PASSING | | | | | | | | | | RUSHING | | | | | |
|---------------|---------|----------|----------|------------------------|-----------|------------|-------------|------------|----------|----------|-----------|------------|-------------|----------|----------|------------|----------|----------|--|
| | | | | Att. | Comp. | Yards | Comp% | Yds/Att | TD | INT | LG | Sack/Lost | Rating | No. | Yards | Avg. | LG | TD | |
| 2004 | Atlanta | 1 | 0 | 0 | 0 | 0 | 0.0 | 0.0 | 0 | 0 | 0 | 0/0 | 0.0 | 0 | 0 | 0.0 | 0 | 0 | |
| 2011 | Houston | 0 | 0 | INJURED RESERVE - FOOT | | | | | | | | | | | | | | | |
| 2012 | Houston | 2 | 2 | 89 | 63 | 605 | 70.8 | 6.8 | 2 | 2 | 28 | 1/9 | 87.5 | 5 | 2 | 0.4 | 2 | 0 | |
| Totals | | 3 | 2 | 89 | 63 | 605 | 70.8 | 6.8 | 2 | 2 | 28 | 1/9 | 87.5 | 5 | 2 | 0.4 | 2 | 0 | |

8 MATT SCHAUB

- Threw for the second-most yards in a single game in NFL history (tied with Warren Moon), producing a Texans' franchise-record 527 yards and 5 TDs (a then-franchise record) on 43-of-55 passing (78.2%) vs. Jax. (11/18/12)
- Ranks 12th on the NFL's all-time career completion percentage list (64.0)
- Is the Texans' franchise leader in every major passing category and owns eight of the Top 10 single-game QB ratings in team history

2015

GAME-BY-GAME RAVENS

| Date/Opp. | PASSING | | | | | | | | RUSHING | | | | | | |
|----------------|-----------|-----------|------------|-------------|-------------|----------|----------|-----------|-------------|-------------|----------|-----------|------------|----------|----------|
| | Att. | Comp. | Yards | Comp% | Yds/Att | TD | INT | LG | Sack/Lost | Rating | No. | Yards | Avg. | LG | TD |
| 9/13 @ Den. | | | | | | | | | | | -- | -- | -- | -- | -- |
| 9/20 @ Oak. | | | | | | | | | | | -- | -- | -- | -- | -- |
| 9/27 vs. Cin. | | | | | | | | | | | -- | -- | -- | -- | -- |
| 10/1 @ Pit. | | | | | | | | | | | -- | -- | -- | -- | -- |
| 10/11 vs. Cle. | | | | | | | | | | | -- | -- | -- | -- | -- |
| 10/18 @ SF | | | | | | | | | | | -- | -- | -- | -- | -- |
| 10/26 @ Ari. | | | | | | | | | | | -- | -- | -- | -- | -- |
| 11/1 vs. SD | | | | | | | | | | | -- | -- | -- | -- | -- |
| 11/15 vs. Jax. | | | | | | | | | | | -- | -- | -- | -- | -- |
| 11/22 vs. STL | | | | | | | | | | | -- | -- | -- | -- | -- |
| 11/30 @ Cle. | 34 | 20 | 232 | 58.8 | 6.82 | 2 | 2 | 48 | 0/0 | 74.6 | 3 | 10 | 3.3 | 7 | 0 |
| 12/6 @ Mia. | 46 | 32 | 308 | 69.6 | 6.70 | 1 | 2 | 41t | 3/27 | 77.1 | 1 | 0 | 0.0 | 0 | 0 |
| 12/13 vs. Sea. | | | | | | | | | | | -- | -- | -- | -- | -- |
| 12/20 vs. KC | | | | | | | | | | | -- | -- | -- | -- | -- |
| 12/27 vs. Pit. | | | | | | | | | | | -- | -- | -- | -- | -- |
| 1/3/16 @ Cin. | | | | | | | | | | | -- | -- | -- | -- | -- |
| Totals | 80 | 52 | 540 | 65.0 | 6.75 | 3 | 4 | 48 | 3/27 | 76.0 | 4 | 10 | 2.5 | 7 | 0 |

SCHAUB STACKS UP

QB Matt Schaub received his first start as a Raven on Monday Night Football at Cleveland (11/30/15), filling in for the injured **QB Joe Flacco** (knee), who missed the rest of the season. Schaub, the 12-year NFL veteran, signed with Baltimore in March and currently ranks 15th on the NFL's active passing yards chart.

ACTIVE NFL LEADERS / PASSING YARDS

| Rk. | Player | G | Att | Cmp | Pct | Yards | TD | INT | Rate |
|-----|-------------------|------------|--------------|--------------|-------------|---------------|------------|------------|-------------|
| 1. | P. Manning | 266 | 9,380 | 6,125 | 65.3 | 71,940 | 539 | 251 | 96.5 |
| 2. | D. Brees | 217 | 8,085 | 5,365 | 66.4 | 60,903 | 428 | 205 | 95.8 |
| 3. | T. Brady | 225 | 7,792 | 4,953 | 63.6 | 58,028 | 428 | 150 | 96.4 |
| 4. | E. Manning | 185 | 6,227 | 3,695 | 59.3 | 44,191 | 294 | 199 | 83.5 |
| 5. | B. Roethlisberger | 171 | 5,423 | 3,476 | 64.1 | 42,995 | 272 | 147 | 94.0 |
| 6. | P. Rivers | 164 | 5,339 | 3,462 | 64.8 | 41,447 | 281 | 135 | 95.5 |
| 7. | C. Palmer | 160 | 5,443 | 3,413 | 62.7 | 40,036 | 259 | 166 | 88.1 |
| 8. | M. Hasselbeck | 209 | 5,330 | 3,222 | 60.5 | 36,638 | 212 | 153 | 82.4 |
| 9. | T. Romo | 155 | 4,331 | 2,826 | 65.3 | 34,154 | 247 | 117 | 97.1 |
| 10. | M. Ryan | 126 | 4,530 | 2,915 | 64.3 | 32,757 | 202 | 107 | 90.9 |
| 11. | A. Rodgers | 126 | 4,047 | 2,633 | 65.1 | 32,399 | 257 | 65 | 104.1 |
| 12. | J. Cutler | 134 | 4,354 | 2,701 | 62.0 | 31,408 | 204 | 141 | 86.0 |
| 13. | J. Flacco | 122 | 4,070 | 2,479 | 60.9 | 28,322 | 162 | 102 | 84.7 |
| 14. | M. Stafford | 93 | 3,691 | 2,246 | 60.9 | 25,976 | 163 | 98 | 85.8 |
| 15. | M. Schaub | 141 | 3,271 | 2,092 | 64.0 | 24,851 | 133 | 90 | 89.1 |

MARC TRESTMAN ON SCHAUB

"I think that No. 1, his football intelligence is at a very high level. Because he has seen a lot and played a lot, he can handle multiple situations. He's a very good passer and an accurate passer, and his career has proven that. When he has had his best years, he has been a high-completion guy, and he can throw the ball down the field. He has excelled in this offense. There are a lot of positives. Plus, he has very, very good leadership skills."

THE SCHAUB FILE

- ✓ Two-time Pro Bowl QB (2009 and 2012) while with Houston
- ✓ Pro Bowl MVP (2009)
- ✓ Four-Time AFC Offensive Player of the Week
- ✓ 28-career 300-yard passing games (one w/ Bal., 308 at Mia., 12/6/15)
- ✓ Posted career highs in passing attempts (583), completions (396), completion percentage (67.9), passing yards (4,770), TDs (29) and QB rating (98.6) and was named to his first-career Pro Bowl while with Houston in 2009
- ✓ Ranks 12th on the NFL's all-time completion percentage list (64.0)
- ✓ Threw for the second-most yards in a single game in NFL history (tied with Warren Moon), producing a Texans' franchise-record 527 yards and 5 TDs on 43-of-55 passing (78.2%) vs. Jax. (11/18/12)
- ✓ Has thrown for 4,000 yards three times (4,770 in 2009; 4,370 in 2010 and 4,008 in 2012)
- ✓ Is the Texans' franchise leader in every major passing category and owns eight of the Top 10 single-game QB ratings in team history

MATT'S MAJOR DAY

While playing for Houston, **QB Matt Schaub** registered 527 passing yards vs. the Jaguars on 11/18/12 in a 43-37 Texans victory. Schaub's total ties (Warren Moon) for the second-most single-game passing yards in NFL history. (Since the 1970 Merger, Schaub and Moon's respective marks rank first in league history.)

MOST PASSING YARDS / NFL SINGLE-GAME HISTORY

| Yards | Passer/Teams | Date |
|------------|------------------------------------|---------------------------|
| 554 | Norm Van Brocklin, LA vs. NY Yanks | Sept. 28, 1951 |
| 527 | Matt Schaub, Hou. vs. Jax. | Nov. 18, 2012 (OT) |
| 527 | Warren Moon, Hou. vs. KC | Dec. 16, 1990 |
| 522 | Boomer Esiason, Ari. vs. Was. | Nov. 10, 1996 (OT) |
| 522 | Ben Roethlisberger, Pit vs. Ind. | Oct. 26, 2014 |



BALTIMORE
RAVENS

51

DARYL SMITH
INSIDE LINEBACKER | 6-2 | 250

COLLEGE: Georgia Tech HS: Dougherty (Albany, GA)
BORN: 3/14/82, Albany, GA
EXP. (NFL/RAVENS): 12/3 GP/GS (PLAYOFFS): 174/172 (5/5)

KEY TRANSACTIONS:

- Daryl Smith re-signed with Baltimore (four-year contract) on 3/14/14
- Signed with the Ravens as free agent on 6/5/13
- Originally drafted by the Jacksonville Jaguars in the second round (39th overall) of the 2004 NFL Draft

2015 SEASON HIGHLIGHTS: Led the team and ranked 10th in the NFL with 121 tackles (72 solo), adding 3 sacks (-19.5 yards), 1 INT and 3 PD, for the NFL's eighth-ranked defense (337.4 ypg)...Baltimore's defense finished No. 2 overall (291.1 ypg) and No. 1 vs. the pass (183.3 ypg) over the season's final eight games...Smith tallied the sixth 3-sack, 100-tackle campaign of his accomplished career

- Secured his 11th-career INT, adding 8 tackles (3 solo), for a defense that allowed just 198 net passing yards (Pittsburgh's sixth fewest of the season) and snapped the Steelers' streak of six-straight 30-point performances in the 20-17 victory in **game 15 vs. Pit. (12/27)**
- Tallied a team-high 9 tackles (all solo), 1 sack (-4 yards) and 2 TFL for a defense that allowed a season-low 8 first downs, held Miami to 30.8% (4 of 13) on third down and permitted just 219 total net yards in **game 12 at Mia. (12/6)**
- Produced a season-high 14 stops (7 solo), his highest single-game output as a Raven, for a defense that did not allow a rushing TD and held the Chargers to 3.1 yards per rushing attempt in the 29-26 victory in **game 8 vs. SD (11/1)**
- Led the team in tackles (8) for the fourth-consecutive week in **game 7 at Ari. (10/26)**
- Posted a team high in tackles (8) for the third-straight game, adding 1 sack (-6.5 yards), for a defense that held the 49ers to 65 rushing yards (2.6 avg.) in **game 6 at SF (10/18)**
- Led the Ravens in tackles for the second-consecutive week with 12 stops (7 solo), helping limit the Browns to just 83 rushing yards (3.3 avg.), in **game 5 vs. Cle. (10/11)**
- Logged a game-high 13 tackles (10 solo) and 1 sack (-9 yards) for a defense that held the Steelers to 263 total net yards and 15% (2 of 13) on third down in the 23-20 OT victory in **game 4 at Pit. (10/1)**
- Notched 7 tackles (2 solo) for a defense that held the Bengals to a then-season-low 86 rushing yards (2.8 avg.), extending its then-NFL-best streak of not allowing a 100-yard rusher to 29 contests in **game 3 vs. Cin. (9/27)**
- Recorded 8 tackles (7 solo) in his 160th-career NFL contest in **game 2 at Oak. (9/20)**

CAREER HIGHLIGHTS:

- Smith is one of just two NFL players (Lavonte David) to post at least 350 tackles, 5 sacks, 5 INTs and 4 forced fumbles over the past three seasons (2013-15)
- Smith (30.5/11) is one of four active NFL players (Lawrence Timmons, Julius Peppers & Karlos Dansby) with at least 30 sacks & 10 INTs in a career
- Smith's 31 passes defended since 2013 rank as the NFL's most among all linebackers, while his 371 tackles during the same period rank fifth in the league
- Led the team and ranked 10th in the NFL with 121 tackles in 2015 adding 3 sacks (-19.5 yards), 1 INT and 3 PD... Tallied his fifth-career 3-sack, 100-tackle campaign
- Was second on the team with 127 tackles (67 solo), adding a team-leading 9 PD, 2 FFs, 1 INT, 1 FR and 1 sack in 2014
- Started his 150th-career game and had 5 tackles and 1 PD for a defense that allowed just 45 total yards in the second half in the 21-7 victory vs. Ten. (11/9/14)
- Led the Ravens with 123 tackles, and set career highs in sacks (5 for -43.5 yards), INTs (3) and PD (19) in 2013
- Posted a career-high and Ravens LB franchise-record 19 PD (tying for the NFL's fifth most) in 2013
- Intercepted QB Matt Schaub, returning it 37 yards for a TD for his first-career INT-TD vs. Hou. (9/22/13)
- In 2013, was one of three defenders (LB Lavonte David and LB Karlos Dansby) to post at least 100 tackles, 5 sacks and 3 INTs
- Owns Jacksonville's career tackles record (1,096)...Led the Jag in tackles in three seasons (2006, 2009 and 2010)
- Scored his first-career TD on a 77-yard FR return vs. Hou. (10/14/07)
- Recorded a safety vs. Chi. (12/12/04)

2015

GAME-BY-GAME DEFENSE

RAVENS

| Date/Opp. | TT | Solo | Asst. | Sacks | INT | PD | FF | FR |
|----------------|------------|-----------|-----------|---------------|---------------|----------|----------|----------|
| 9/13 @ Den. | 6 | 2 | 4 | 0-0 | 0-0 | 2 | 0 | 0 |
| 9/20 @ Oak. | 8 | 7 | 1 | 0-0 | 0-0 | 0 | 0 | 0 |
| 9/27 vs. Cin. | 7 | 2 | 5 | 0-0 | 0-0 | 0 | 0 | 0 |
| 10/1 @ Pit. | 13 | 10 | 3 | 1-9 | 0-0 | 0 | 0 | 0 |
| 10/11 vs. Cle. | 12 | 7 | 5 | 0-0 | 0-0 | 0 | 0 | 0 |
| 10/18 @ SF | 8 | 6 | 2 | 1-6.5 | 0-0 | 0 | 0 | 0 |
| 10/26 @ Ari. | 8 | 8 | 0 | 0-0 | 0-0 | 0 | 0 | 0 |
| 11/1 vs. SD | 14 | 7 | 7 | 0-0 | 0-0 | 0 | 0 | 0 |
| 11/15 vs. Jax. | 5 | 3 | 2 | 0-0 | 0-0 | 0 | 0 | 0 |
| 11/22 vs. STL | 2 | 1 | 1 | 0-0 | 0-0 | 0 | 0 | 0 |
| 11/30 @ Cle. | 3 | 3 | 0 | 0-0 | 0-0 | 0 | 0 | 0 |
| 12/6 @ Mia. | 9 | 9 | 0 | 1-4 | 0-0 | 0 | 0 | 0 |
| 12/13 vs. Sea. | 8 | 0 | 8 | 0-0 | 0-0 | 0 | 0 | 0 |
| 12/20 vs. KC | 7 | 4 | 3 | 0-0 | 0-0 | 0 | 0 | 0 |
| 12/27 vs. Pit. | 8 | 3 | 5 | 0-0 | 1-(-1) | 1 | 0 | 0 |
| 1/3/16 @ Cin. | 3 | 0 | 3 | 0-0 | 0-0 | 0 | 0 | 0 |
| Totals | 121 | 72 | 49 | 3-19.5 | 1-(-1) | 3 | 0 | 0 |

51 DARYL SMITH

REGULAR SEASON

| Year | Team | GP | GS | TACKLES | | | SACKS | | INTERCEPTIONS | | | | | FUMBLES | | |
|---------------|--------------|------------|------------|--------------|------------|------------|-------------|--------------|---------------|-----------|------------|----------|-----------|-----------|----------|-----------|
| | | | | TT | Solo | Asst. | No. | Yards | No. | Yards | LG | TD | PD | FF | FR | Yards |
| 2004 | Jacksonville | 15 | 13 | 78 | 46 | 32 | 2.0 | 12.0 | 1 | 0 | 0 | 0 | 3 | 0 | 1 | 0 |
| 2005 | Jacksonville | 16 | 16 | 117 | 68 | 49 | 4.0 | 12.0 | 1 | 0 | 0 | 0 | 1 | 1 | 0 | 0 |
| 2006 | Jacksonville | 16 | 16 | *170 | 107 | 63 | 3.0 | 12.0 | 1 | 4 | 4 | 0 | 5 | 1 | 0 | 0 |
| 2007 | Jacksonville | 15 | 15 | 117 | 79 | 38 | 1.5 | 10.5 | 0 | 0 | 0 | 0 | 8 | 0 | 2 | 82 |
| 2008 | Jacksonville | 14 | 14 | 130 | 89 | 41 | 2.5 | 16.0 | 0 | 0 | 0 | 0 | 4 | 1 | 0 | 0 |
| 2009 | Jacksonville | 16 | 16 | *150 | 101 | 49 | 1.5 | 8.0 | 1 | 10 | 10 | 0 | 4 | *3 | 2 | 0 |
| 2010 | Jacksonville | 16 | 16 | *156 | *109 | 47 | 3.5 | 27.0 | 1 | 8 | 8 | 0 | 4 | *1 | 0 | 0 |
| 2011 | Jacksonville | 16 | 16 | 166 | 125 | 41 | 3.5 | 36.5 | 1 | 25 | 25 | 0 | 1 | 2 | 0 | 0 |
| 2012 | Jacksonville | 2 | 2 | 12 | 8 | 4 | 0.0 | 0.0 | 0 | 0 | 0 | 0 | 0 | 0 | 0 | 0 |
| 2013 | Baltimore | 16 | 16 | *123 | 57 | *66 | 5.0 | 43.5 | 3 | 41 | 37t | *1 | 19 | *2 | 0 | 0 |
| 2014 | Baltimore | 16 | 16 | 127 | 67 | 60 | 1.0 | 7.0 | 1 | 0 | 0 | 0 | *9 | *2 | 1 | 0 |
| 2015 | Baltimore | 16 | 16 | *121 | 72 | *49 | 3.0 | 19.5 | 1 | -1 | -1 | 0 | 3 | 0 | 0 | 0 |
| Totals | | 174 | 172 | 1,467 | 928 | 539 | 30.5 | 204.0 | 11 | 87 | 37t | 1 | 61 | 13 | 6 | 82 |

*LED TEAM

SPECIAL TEAMS TACKLES (4): 2004 (3); 2006 (1)

CAREER SINGLE-GAME HIGHS (REGULAR SEASON)

Total Tackles:

20 (12/19/10 at Ind.)

Solo Tackles:

18 (12/19/10 at Ind.)

Sacks:

1.5 4 times (last: 9/15/13 vs. Cle.)

INTs:

1 11 times (last: 12/27/15 vs. Pit.)

Passes Defensed:

4 (10/7/07 at KC)

Forced Fumbles:

1 13 times (last: 10/26/14 at Cin.)

Fumble Recoveries:

1 6 times (last: 10/26/14 at Cin.)

Additional Statistics: Returned an INT 37 yards for a TD vs. Hou. (9/22/13); Registered a safety vs. Chi. (12/12/04); Returned a FR 77 yards for his first-career TD vs. Hou. (10/14/07)

POSTSEASON

| Year | Team | GP | GS | TACKLES | | | SACKS | | INTERCEPTIONS | | | | | FUMBLES | | | |
|---------------|--------------|----------|----------|-----------|-----------|-----------|------------|------------|---------------|----------|----------|----------|----------|----------|----------|----------|---|
| | | | | TT | Solo | Asst. | No. | Yards | No. | Yards | LG | TD | PD | FF | FR | Yards | |
| 2005 | Jacksonville | 1 | 1 | 8 | 8 | 0 | 1.0 | 1.0 | 0 | 0 | 0 | 0 | 0 | 0 | 0 | 0 | 0 |
| 2007 | Jacksonville | 2 | 2 | 26 | 18 | 8 | 0.0 | 0.0 | 0 | 0 | 0 | 0 | 0 | 0 | 0 | 0 | 0 |
| 2014 | Baltimore | 2 | 2 | 16 | 13 | 3 | 0.0 | 0.0 | 1 | 0 | 0 | 0 | 1 | 2 | 0 | 0 | |
| Totals | | 5 | 5 | 50 | 39 | 11 | 1.0 | 1.0 | 1 | 0 | 0 | 0 | 1 | 2 | 0 | 0 | |

D. SMITH'S A STUD



Ravens ILB C.J. Mosley and ILB Daryl Smith were two of only three NFL defenders to register at least 125 tackles, an INT, a sack, a fumble recovery & a forced fumble in 2014. For Smith specifically, he is one of just two NFL players (Lavonte David) to post at least 350 tackles, 5 sacks, 5 INTs and 4 forced fumbles over the past three seasons (2013-15).

NFL DEFENDERS W/ AT LEAST 350 TACKLES, 5 SACKS, 5 INTs & 4 FORCED FUMBLES (Since 2013)

| Player | Tack. | Sacks | Yds | INT | Yds | PD | QBH | FF | FR |
|---------------------------|------------|----------|-----------|----------|-----------|-----------|-----------|----------|----------|
| Lavonte David (TB) | 437 | 11 | 73.5 | 8 | 106 | 27 | 22 | 8 | 4 |
| Daryl Smith (Bal.) | 371 | 9 | 70 | 5 | 40 | 31 | 15 | 4 | 1 |

TACKLE MACHINE

In 2015, Ravens ILB Daryl Smith ranked 10th in the NFL in total tackles (121). Since he joined the Ravens in 2013, Smith's 371 stops stand fifth in the NFL.

NFL'S TOTAL TACKLES (Since 2013)

1. Lavonte David (TB) 437
2. D'Qwell Jackson (Ind.) . . 429
3. Luke Kuechly (Car.) 427
4. Lawrence Timmons (Pit.) . . 377
- 5. Daryl Smith (Bal.) 371**
6. Paul Posluszny (Jax.) . . . 364
- Paul Worrlow (Atl.) 364
8. David Harris (NYJ) 355
9. Barry Church (Dal.) 339

NFL'S TOTAL TACKLES (2015 Season)

1. NaVorro Bowman (SF) . . 154
2. D'Qwell Jackson (Ind.) . . 150
3. Lavonte David (TB) 147
4. Reshad Jones (Mia.) . . . 135
5. Paul Posluszny (Jax.) . . . 133
6. Sean Lee (Dal.) 128
- Telvin Smith (Jax.) 128
8. Corey Graham (Buf.) . . . 122
- Malcolm Smith (Oak.) . . 122
- 10. Daryl Smith (Bal.) 121**

ESPN.COM'S JAMISON HENSLEY

"Even though he has never made a Pro Bowl, Smith has been one of the [NFL's] most consistent and durable linebackers over the last decade. Signed by the Ravens in 2013, Smith had the inevitable job of replacing [Ray] Lewis, and his reserved demeanor couldn't be much more different than that of the verbose 13-time Pro Bowl player. But you never hear about the Ravens missing the play of Lewis because Smith has filled in so admirably. [I]t's remarkable that Smith remains an every-down linebacker in his 12th NFL season. In that regard, he is very much like Lewis."

- ✓ Ravens ILB Daryl Smith (30.5/11) is one of four active NFL players (Lawrence Timmons, Julius Peppers & Karlos Dansby) with at least 30 sacks & 10 INTs in a career.
- ✓ Smith's 31 passes defensed since 2013 rank as the NFL's most among all linebackers. (He had 3, including 1 INT, in 2015.)
- ✓ Only four NFL defenders (Smith, Lavonte David, D'Qwell Jackson & Malcolm Smith) tallied at least 120 tackles, 3 sacks and 1 INT in 2015.



BALTIMORE
RAVENS

22

JIMMY SMITH
CORNERBACK | 6-2 | 206

COLLEGE: Colorado HS: Colton (CA)
BORN: 7/26/88, Fontana, CA
EXP. (NFL/RAVENS): 5/5 GP/GS (PLAYOFFS): 63/45 (6/1)

2015 SEASON HIGHLIGHTS: Registered a career-high 3 INTs (including one returned for a TD), his first-career sack, 10 PD and 54 tackles (48 solo) for the NFL's eighth-ranked defense (337.4 ypg), which finished No. 2 overall (291.1 ypg) and No. 1 vs. the pass (183.3 ypg) over the season's final eight games...Was one of seven NFL defenders (Lavonte David, Reshad Jones, Luke Kuechly, Tyrann Mathieu, Ron Parker & Adam Jones) with at least 50 tackles, 3 INTs, 10 PD and 1 sack on the season

- Tabbed 2 solo tackles and 2 PD, including 1 INT, for a defense that allowed just 198 net passing yards (Pittsburgh's sixth fewest of the season) in the 20-17 victory in **game 15 vs. Pit. (12/27)**...Returned a QB Ben Roethlisberger interception (intended for WR Antonio Brown) 101 yards for a score that was nullified by a defensive offsides penalty (OLB Courtney Upshaw)
- Left in the first quarter due to injury (thigh) in **game 14 vs. KC (12/20)**
- Started and played every snap for a defense that allowed a season-low 8 first downs, held Miami to 30.8% (4 of 13) on third down and permitted just 86 yards on 9-of-19 passing (47.4%) in **game 12 at Mia. (12/6)**
- Posted 4 solo tackles for a defense that held the Rams to 131 net passing yards and 23% (3 of 13) on third down in the 16-13 victory in **game 10 vs. STL (11/22)**
- Tallied a career-high-tying 3 PD (team high) and 3 tackles for a defense that allowed just 168 net passing yards, a season low for Jacksonville, while limiting the Jaguars to 25% (4 of 16) on third down in **game 9 vs. Jax. (11/15)**
- Totaled a career-high 9 tackles (8 solo, tied a career high) in **game 5 vs. Cle. (10/11)**
- Posted 2 solo stops, helping limit the Steelers to 96 net passing yards and a 3.2 yards-per-pass average in the 23-20 OT victory in **game 4 at Pit. (10/1)**...Covered Antonio Brown on an incomplete fourth-and-1 pass with 9:45 left in OT
- Scored his first-career TD on a 24-yard INT return and posted then-career highs in tackles and solo stops (8) for defense that did not allow a TD and held the Broncos to just 150 net passing yards in the **season opener at Den. (9/13)**

KEY TRANSACTIONS:

- Jimmy Smith re-signed with Baltimore (three-year contract) on 4/21/15
- Originally selected by the Ravens in the first round (27th overall) of the 2011 NFL Draft

CAREER HIGHLIGHTS:

- Registered a career-high 3 INTs (including one returned for a TD), his first-career sack, 10 PD and 54 tackles (48 solo) in 2015
- Matched a career high with 3 PD, adding 3 tackles, vs. Jax. (11/15/15)
- Produced a career-high 9 tackles (8 solo, tied a career high) vs. Cle. (10/11/15)
- Notched his first-career sack at Oak. (9/20/15)
- Scored his first-career TD on a 24-yard INT return and established then-career highs in tackles and solo stops with 8 at Den. (9/13/15)
- Started all 16 games for the first time in his career and established career highs in tackles (58), solo tackles (49), PD (16) and FFs (2), while posting 2 INTs in 2013
- Had 3 tackles and 2 PD in the 2012 playoffs, including a clutch PD in Super Bowl XLVII's final goal-line stand
- Secured his first-career INT, which led to a Ravens' TD on the next play, vs. Cin. (11/20/11)

JOHN HARBAUGH ON SMITH

"I'm a believer in Jimmy Smith. I believe Jimmy Smith is going to make history as a cornerback. I believed that from the day he got here. I've watched him progress. He's one of the most coachable, teachable, hard-working, smart, talented players you're going to find. And you're seeing the fruits of that labor."

2015

GAME-BY-GAME DEFENSE

RAVENS

| Date/Opp. | TT | Solo | Asst. | Sacks | INT | PD | FF | FR |
|----------------|-----------|-----------|----------|------------|-------------|-----------|----------|----------|
| 9/13 @ Den. | 8 | 8 | 0 | 0-0 | 1-24t | 1 | 0 | 0 |
| 9/20 @ Oak. | 5 | 5 | 0 | 1-0 | 0-0 | 1 | 0 | 0 |
| 9/27 vs. Cin. | 4 | 3 | 1 | 0-0 | 1-0 | 1 | 0 | 0 |
| 10/1 @ Pit. | 2 | 2 | 0 | 0-0 | 0-0 | 0 | 0 | 0 |
| 10/11 vs. Cle. | 9 | 8 | 1 | 0-0 | 0-0 | 0 | 0 | 0 |
| 10/18 @ SF | 3 | 3 | 0 | 0-0 | 0-0 | 1 | 0 | 0 |
| 10/26 @ Ari. | 3 | 2 | 1 | 0-0 | 0-0 | 1 | 0 | 0 |
| 11/1 vs. SD | 3 | 3 | 0 | 0-0 | 0-0 | 0 | 0 | 0 |
| 11/15 vs. Jax. | 3 | 2 | 1 | 0-0 | 0-0 | 3 | 0 | 0 |
| 11/22 vs. STL | 4 | 4 | 0 | 0-0 | 0-0 | 0 | 0 | 0 |
| 11/30 @ Cle. | 2 | 1 | 1 | 0-0 | 0-0 | 0 | 0 | 0 |
| 12/6 @ Mia. | 0 | 0 | 0 | 0-0 | 0-0 | 0 | 0 | 0 |
| 12/13 vs. Sea. | 5 | 4 | 1 | 0-0 | 0-0 | 0 | 0 | 0 |
| 12/20 vs. KC | 0 | 0 | 0 | 0-0 | 0-0 | 0 | 0 | 0 |
| 12/27 vs. Pit. | 2 | 2 | 0 | 0-0 | 1-0 | 2 | 0 | 0 |
| 1/3/16 @ Cin. | 1 | 1 | 0 | 0-0 | 0-0 | 0 | 0 | 0 |
| Totals | 54 | 48 | 6 | 1-0 | 3-24 | 10 | 0 | 0 |



22 JIMMY SMITH

REGULAR SEASON

| Year | Team | GP | GS | TACKLES | | | SACKS | | INTERCEPTIONS | | | | | FUMBLES | | |
|---------------|-----------|-----------|-----------|------------|------------|-----------|------------|------------|---------------|------------|-----------|----------|-----------|----------|----------|----------|
| | | | | TT | Solo | Asst. | No. | Yards | No. | Yards | LG | TD | PD | FF | FR | Yards |
| 2011 | Baltimore | 12 | 3 | 18 | 18 | 0 | 0.0 | 0.0 | 2 | 48 | 32 | 0 | 8 | 0 | 0 | 0 |
| 2012 | Baltimore | 11 | 2 | 31 | 27 | 4 | 0.0 | 0.0 | 0 | 0 | 0 | 0 | 3 | 0 | 0 | 0 |
| 2013 | Baltimore | 16 | 16 | 58 | 49 | 9 | 0.0 | 0.0 | 2 | 0 | 0 | 0 | 16 | 2 | 0 | 0 |
| 2014 | Baltimore | 8 | 8 | 28 | 22 | 6 | 0.0 | 0.0 | 1 | 31 | 31 | 0 | 8 | 0 | 0 | 0 |
| 2015 | Baltimore | 16 | 16 | 54 | 48 | 6 | 1.0 | 0.0 | *3 | 24 | 24t | *1 | 10 | 0 | 0 | 0 |
| Totals | | 63 | 45 | 189 | 164 | 25 | 1.0 | 0.0 | 8 | 103 | 32 | 1 | 45 | 2 | 0 | 0 |

*LED TEAM

SPECIAL TEAMS TACKLES (5): 2011 (2); 2012 (3)

CAREER SINGLE-GAME HIGHS (REGULAR SEASON)

Total Tackles:

9 (10/11/15 vs. Cle.)

Solo Tackles:

8 2 times (last: 10/11/15 vs. Cle.)

Sacks:

1 (9/20/15 at Oak.)

INTs:

1 8 times (last: 12/27/15 vs. Pit.)

Passes Defensed:

3 2 times (last: 11/15/15 vs. Jax.)

Forced Fumbles:

1 2 times (12/8/13 vs. Min.)

Fumble Recoveries:

None

POSTSEASON

| Year | Team | GP | GS | TACKLES | | | SACKS | | INTERCEPTIONS | | | | | FUMBLES | | |
|---------------|-----------|----------|----------|------------------------|----------|----------|------------|------------|---------------|-----------|-----------|----------|----------|----------|----------|----------|
| | | | | TT | Solo | Asst. | No. | Yards | No. | Yards | LG | TD | PD | FF | FR | Yards |
| 2011 | Baltimore | 2 | 1 | 3 | 1 | 2 | 0.0 | 0.0 | 1 | 39 | 39 | 0 | 1 | 0 | 0 | 0 |
| 2012 | Baltimore | 4 | 0 | 3 | 3 | 0 | 0.0 | 0.0 | 0 | 0 | 0 | 0 | 2 | 0 | 0 | 0 |
| 2014 | Baltimore | 0 | 0 | INJURED RESERVE - FOOT | | | -- | -- | -- | -- | -- | -- | -- | -- | -- | -- |
| Totals | | 6 | 1 | 6 | 4 | 2 | 0.0 | 0.0 | 1 | 39 | 39 | 0 | 3 | 0 | 0 | 0 |

SPOTLIGHT: JIMMY SMITH

How are you hoping to build upon the success you've already had and reach your goals? "I just plan to continue to keep growing, doing what I've been doing. I'm trying to get better every day. As long as I feel [that] I'm trying to get better and trying to improve my game every day, I'll reach the level of success that I want."

Besides interceptions, what do you think defines a standout cornerback in the NFL? "Obviously, a cornerback that stands out in any level is someone who makes plays in cover, who can tackle, who can pretty much do it all. And, it helps sometimes when they're huge and can do it all. Those guys really stand out."

What former NFL receiver would you most like to match up against if you had the opportunity? "I would want to face Michael Irvin, just because of the physical style of play that he had. Also, Randy Moss, because he's probably – of all the receivers of all time – I think he's probably the freakiest, being 6-4, running a 4.2. He can jump over anybody. He was the real deal. I think he'd be a very, very tough matchup. There's nobody like that in the NFL now."

What is your favorite moment since becoming a Raven? "When we won the Super Bowl [in 2012]. That's the second-best feeling, behind having a baby. It's a great feeling. The Super Bowl party, the ring ceremony – there's no moment that can top winning the Super Bowl. I guess being drafted would be another favorite moment."

Your son was born prior to the 2014 season. What has been the best part about being a father? "Watching him grow and having something you can love so much more than yourself. It's a unique feeling; it's a different feeling. I guess it's what life is about – having a baby, having a family and getting to raise your family and being a part of that whole process. It's how I was raised in my household. For me, it's like I have my own now, and it's just the greatest ever."

What's the most difficult game you've played in? "I wouldn't say [it was] difficult, but I had a very bad outing my rookie season [2011] against the Chargers. They had 4 catches for 100-some yards and a TD on me. It was a very bad outing. I wasn't so damaged afterwards. I took it as a learning lesson. You're going to take your lumps in the NFL, so I watched the tape and got better."



BALTIMORE
RAVENS

90

Za'DARIUS SMITH
OUTSIDE LINEBACKER | 6-4 | 275

COLLEGE: Kentucky HS: Greenville (AL)
BORN: 9/8/92, Montgomery, AL
EXP. (NFL/RAVENS): Rookie GP/GS (PLAYOFFS): 15/0 (0/0)

2015 SEASON HIGHLIGHTS: Totaled 30 tackles (20 solo), 5.5 sacks (-24.5 yards) and 1 PD for the NFL's eighth-ranked defense (337.4 ypg), which finished No. 2 overall (291.1 ypg) and No. 1 vs. the pass (183.3 ypg) over the season's final eight games...Was the NFL's only rookie to record at least two multiple-sack (1.5 or more) games on the season and just the third (Peter Boulware and Terrell Suggs) rookie to accomplish the feat in Ravens history

- Tallied 2 stops and a half-sack (-1.5 yards) for a defense that held the Bengals to 147 net passing yards and did not allow a third-down conversion (0 of 9) in the **season finale at Cin. (1/3/16)**
- Registered 3 tackles (2 solo), including 2 TFL, and 1 sack (-6 yard) for a defense that permitted just 308 net yards (Pittsburgh's third fewest of the season) and snapped the Steelers' streak of six-straight 30-point performances in the 20-17 victory in **game 15 vs. Pit. (12/27)**
- Matched career highs in sacks (2) and tackles (4), including 2 TFL, for a defense that held the Chiefs to 277 total net yards (164 passing) in **game 14 vs. KC (12/20)**... Became the third rookie in franchise history (Peter Boulware and Terrell Suggs) to post two-or-more multi-sack games
- Posted a career-high-tying 4 tackles (2 solo) in **game 13 vs. Sea. (12/13)**
- Subbed and posted 1 solo tackle for a defense that allowed a season-low 8 first downs, held Miami to 30.8% (4 of 13) on third down and permitted just 219 total net yards in **game 12 at Mia. (12/6)**
- Played on special teams and from scrimmage, posting 1 tackle, 1 PD and 1 FG block, in **game 9 vs. Jax. (11/15)**... Blocked K Jason Myers' 26-yard FGA in the third quarter
- Tied a career high with 4 tackles (2 solo), helping limit the Browns to just 83 rushing yards (3.3 avg.), in **game 5 vs. Cle. (10/11)**
- Set career highs in tackles and solo stops (4) and posted his first-career sacks (2 for -13 yards), helping limit the Steelers to 96 net passing yards and a 3.2 yards-per-pass average in the 23-20 OT victory in **game 4 at Pit. (10/1)**...Became the fifth rookie in Ravens history (Peter Boulware, Terrell Suggs, Pernell McPhee and Timmy Jernigan) to record at least 2 sacks in a game
- Made his NFL debut and posted 1 tackle for a defense that did not allow a 100-yard rusher for the 28th-consecutive contest in **game 2 at Oak. (9/20)**

KEY TRANSACTIONS:

- Za'Darius Smith was selected by the Ravens with their first pick in the fourth round (122nd overall) of the 2015 NFL Draft
- Smith was the first of three Ravens picks (RB Javorius Allen – 125th and CB Tray Walker – 136th) in the fourth round

CAREER HIGHLIGHTS:

- Recorded 30 tackles (20 solo), 5.5 sacks (24.5 yards) and 1 PD for the NFL's eighth-ranked defense (337.4 ypg), which finished No. 2 overall (291.1 ypg) and No. 1 vs. the pass (183.3 ypg) over the season's final eight games, as a rookie in 2015
- Was the NFL's only rookie to record at least two multiple-sack (1.5 or more) games on the season and just the third (Peter Boulware and Terrell Suggs) rookie to accomplish the feat in Ravens history
- Matched career highs in sacks (2) and tackles (4), including 2 TFL, vs. KC (12/20)
- Blocked a 26-yard FGA in the third quarter, adding 2 tackles and his first-career PD, vs. Jax. (11/15/15)
- Set career highs in tackles and solo stops (4) and posted his first-career sacks (2 for -13 yards) at Pit. (10/1/15)
- Posted 1 tackle in his NFL debut at Oak. (9/20/15)

2015

GAME-BY-GAME DEFENSE

RAVENS

| Date/Opp. | TT | Solo | Asst. | Sacks | INT | PD | FF | FR |
|----------------|-----------|-----------|-----------|-----------------|------------|----------|----------|----------|
| 9/13 @ Den. | | | | INACTIVE | | | | |
| 9/20 @ Oak. | 1 | 1 | 0 | 0-0 | 0-0 | 0 | 0 | 0 |
| 9/27 vs. Cin. | 1 | 1 | 0 | 0-0 | 0-0 | 0 | 0 | 0 |
| 10/1 @ Pit. | 4 | 4 | 0 | 2-13 | 0-0 | 0 | 0 | 0 |
| 10/11 vs. Cle. | 4 | 2 | 2 | 0-0 | 0-0 | 0 | 0 | 0 |
| 10/18 @ SF | 2 | 2 | 0 | 0-0 | 0-0 | 0 | 0 | 0 |
| 10/26 @ Ari. | 1 | 0 | 1 | 0-0 | 0-0 | 0 | 0 | 0 |
| 11/1 vs. SD | 1 | 0 | 1 | 0-0 | 0-0 | 0 | 0 | 0 |
| 11/15 vs. Jax. | 1 | 1 | 0 | 0-0 | 0-0 | 1 | 0 | 0 |
| 11/22 vs. STL | 0 | 0 | 0 | 0-0 | 0-0 | 0 | 0 | 0 |
| 11/30 @ Cle. | 1 | 1 | 0 | 0-0 | 0-0 | 0 | 0 | 0 |
| 12/6 @ Mia. | 1 | 1 | 0 | 0-0 | 0-0 | 0 | 0 | 0 |
| 12/13 vs. Sea. | 4 | 2 | 2 | 0-0 | 0-0 | 0 | 0 | 0 |
| 12/20 vs. KC | 4 | 3 | 1 | 2-4 | 0-0 | 0 | 0 | 0 |
| 12/27 vs. Pit. | 3 | 2 | 1 | 1-6 | 0-0 | 0 | 0 | 0 |
| 1/3/16 @ Cin. | 2 | 0 | 2 | 0.5-1.5 | 0-0 | 0 | 0 | 0 |
| Totals | 30 | 20 | 10 | 5.5-24.5 | 0-0 | 1 | 0 | 0 |



90 ZA'DARIUS SMITH

REGULAR SEASON

| Year | Team | GP | GS | TACKLES | | | SACKS | | INTERCEPTIONS | | | | | FUMBLES | | |
|---------------|-----------|-----------|----------|-----------|-----------|-----------|------------|-------------|---------------|----------|----------|----------|----------|----------|----------|----------|
| | | | | TT | Solo | Asst. | No. | Yards | No. | Yards | LG | TD | PD | FF | FR | Yards |
| 2015 | Baltimore | 15 | 0 | 30 | 20 | 10 | 5.5 | 24.5 | 0 | 0 | 0 | 0 | 1 | 0 | 0 | 0 |
| Totals | | 15 | 0 | 30 | 20 | 10 | 5.5 | 24.5 | 0 | 0 | 0 | 0 | 1 | 0 | 0 | 0 |

CAREER SINGLE-GAME HIGHS (REGULAR SEASON)

Total Tackles:

4 4 times (last: 12/20/15 vs. KC)

Solo Tackles:

4 (10/1/15 at Pit.)

Sacks:

2 2 times (last: 12/20/15 vs. KC)

INTs:

None

Passes Defensed:

1 (11/15/15 vs. Jax.)

Forced Fumbles:

None

Fumble Recoveries:

None

Additional Statistics: Recorded a FG block vs. Jax. (11/15/15); Posted a 15-yard KOR vs. Pit. (12/27/15)

SACKS BY SMITH



In 2015, rookie **OLB Za'Darius Smith** was the NFL's only first-year player to record at least two multiple-sack (1.5 or more) games. Smith also became just the third rookie in team history (Peter Boulware and Terrell Suggs) to accomplish that feat. (Smith posted 2 QB drops in Week 4 at Pit. and in Week 15 vs. KC.)

MULTIPLE-SACK (1.5 OR MORE) GAMES BY A RAVENS' ROOKIE

| Rk. | Player | Multiple Sack Games |
|-----------|-------------------------------|---------------------|
| 1. | Peter Boulware (1997) | 4 |
| 2. | Terrell Suggs (2003) | 3 |
| 3. | Za'Darius Smith (2015) | 2 |
| 4. | Timmy Jernigan (2014) | 1 |
| | Pernell McPhee (2011) | 1 |

JOHN HARBAUGH ON SMITH

"[He has] the physicality, the heavy hand, the high motor. He has the pass rush ability even maybe more so than we saw from Pernell [McPhee, now in Chicago] coming out [of college]. He has hips, and he can get around blocks. If he develops like Pernell did, we're going to have something. He's a great young man. He's a very hard worker, and he plays really hard. Those are all characteristics that Pernell has as well."



BALTIMORE
RAVENS

89

STEVE SMITH SR.
WIDE RECEIVER | 5-9 | 195

COLLEGE: Utah HS: Los Angeles (CA) University

BORN: 5/12/79, Los Angeles, CA

EXP. (NFL/RAVENS): 15/2 GP/GS (PLAYOFFS): 205/184 (11/11)

5
PRO BOWLS

KEY TRANSACTIONS:

- Steve Smith Sr. was placed on Injured Reserve (Achilles) on 11/4/15
- Signed with the Ravens (three-year contract) on 3/14/14
- Was originally selected by Carolina in the third round (74th overall) of the 2001 NFL Draft

2015 SEASON HIGHLIGHTS: Competed in seven games, totaling 670 yards and 3 TDs on 46 receptions (14.6 avg.), for the league's No. 8 passing attack (266.9 ypg), which gained a single-season franchise-record 4,271 net passing yards... Passed Hall of Fame WR Cris Carter (13,899) for 10th (now 11th) on the all-time receiving yards chart (13,932) and Derrick Mason (943) for 15th on the NFL's all-time receptions list (961) before being placed on Injured Reserve (Achilles) on 11/4...Has a reception in 129-consecutive games, the fourth-longest streak among active players

- Passed Hall of Fame WR Cris Carter (13,899) for 10th (now 11th) on the NFL's all-time receiving yards chart with 82 yards on 5 receptions (16.4 avg.) for a career total 13,932 yards before suffering a season-ending injury (Achilles) in the third quarter of the 29-26 victory in **game 8 vs. SD (11/1)**
- Recorded 78 yards on 5 catches, moving into 14th in NFL history with 956 career receptions (now 15th, 961), in **game 7 at Ari. (10/26)**
- Registered 7 receptions and a game-high 137 receiving yards, posting his 50th-career 100-yard contest, for an offense that produced 420 net yards in **game 6 at SF (10/18)**
- Secured 4 catches for 24 yards, passing Derrick Mason (943) for 15th on the NFL's all-time receptions list with 944, in the 23-20 OT victory in **game 4 at Pit. (10/1)**... Smith Sr. left the game in the third quarter with a back injury
- Posted 2 TD catches in his second-consecutive 100-yard effort in **game 3 vs. Cin. (9/27)**...His 186 receiving yards and 13 catches against the Bengals stand third and tie for first, respectively, in team history...Produced 10 catches in back-to-back weeks for the first time in his career, including his 31st-career reception of 50-or-more yards
- Became the fourth-oldest player in NFL history to post 150 receiving yards, doing so on 10 catches in his 200th career contest in **game 2 at Oak. (9/20)**...His game-high catches and yards helped Baltimore's offense to the sixth-best net yardage total (493) in franchise history

CAREER HONORS:

- Five-time Pro Bowler (2001, 2005, 2006, 2008 and 2011)
- Two-time first-team All-Pro (2001, 2005)
- Second-team All-Pro (2008)
- Ed Block Courage Award (2005)
- *Associated Press* Comeback Player of the Year (2005)
- NFL Alumni Wide Receiver of the Year (2005)
- PFWA NFL Comeback Player of the Year (2005)
- NFC Offensive Player of the Month (Oct., 2005)
- NFC Special Teams Player of the Week (Week 14, 2002)

CAREER HIGHLIGHTS:

- Ranks eighth on the NFL's all-time combined yards chart with 18,381 (13,932 rec., 2,371 KOR, 1,684 PR, 387 rush and 7 fumble recovery yards)
- His 961 receptions rank 15th in NFL history, while his 13,932 receiving yards stand 11th and his 76 receiving TDs are tied (Fred Biletnikoff & Harold Jackson) for 29th
- Smith Sr. and recent Hall of Fame inductee Tim Brown are the only players in NFL history to eclipse 13,000 receiving yards & 4,000 return yards
- Smith Sr. and Hall of Famer Tim Brown are the only players ever to post 900 catches and score a rushing, receiving, PR & KOR TD
- Produced back-to-back 10-catch games for the first time in his career against Oak. (9/20/15) and Cin. (9/27/15)...His 186 receiving yards and 13 catches against the Bengals stand third and tied for first, respectively, in team history
- Smith Sr.'s 84 TDs (76 receiving, 2 rushing, 4 PR and 2 KOR) tie (Calvin Johnson) for fourth among active players
- Has a reception in 129-consecutive games, the fourth-longest streak among active WRs
- Smith Sr.'s 50-career 100-yard receiving games rank sixth (tied with Don Maynard) in NFL history and are second (Andre Johnson, 51) among active players
- Has 31-career catches of 50-or-more yards, second most (DeSean Jackson, 33) among active players.
- His eight-career 1,000-yard receiving seasons (including his 1,065 yards in 2014) are tied (Brandon Marshall) for the most among active WRs



89 STEVE SMITH SR.

- Is the Carolina Panthers' all-time leader in receptions (836), receiving yards (12,197) and receiving TDs (67)
- Led the NFL with career highs in receptions (103), receiving yards (1,563) and receiving TDs (12) in 2005
- Smith Sr.'s 11 total playoff TDs (9 rec., 1 rush and 1 PR) are the most among active players
- Posted 5 receptions for 110 yards and 1 TD (a 56-yarder) for a Ravens' offense that gained 475 yards and racked up 6 TDs in the 48-17 victory at TB (10/12/14)...Smith became the fourth player in NFL history (James Lofton - 1991, Jerry Rice - 1998, Joey Galloway - 2007) with 3 TD catches of 50-plus yards in a season at age 35 or older

2015

GAME-BY-GAME OFFENSE

| RAVENS Date/Opp. | RECEIVING | | | | | RUSHING | | | | |
|---------------------|----------------------------|------------|-------------|------------|----------|----------|----------|------------|----------|----------|
| | No. | Yds. | Avg. | LG | TD | No. | Yds. | Avg. | LG | TD |
| 9/13 @ Den. | 2 | 13 | 6.5 | 10 | 0 | 0 | 0 | 0.0 | 0 | 0 |
| 9/20 @ Oak. | 10 | 150 | 15.0 | 37 | 0 | 0 | 0 | 0.0 | 0 | 0 |
| 9/27 vs. Cin. | 13 | 186 | 14.3 | 50t | 2 | 0 | 0 | 0.0 | 0 | 0 |
| 10/1 @ Pit. | 4 | 24 | 6.0 | 11 | 0 | 0 | 0 | 0.0 | 0 | 0 |
| 10/11 vs. Cle. | INACTIVE - BACK | | | | | | | | | |
| 10/18 @ SF | 7 | 137 | 19.6 | 34t | 1 | 0 | 0 | 0.0 | 0 | 0 |
| 10/26 @ Ari. | 5 | 78 | 15.6 | 29 | 0 | 0 | 0 | 0.0 | 0 | 0 |
| 11/1 vs. SD | 5 | 82 | 16.4 | 46 | 0 | 0 | 0 | 0.0 | 0 | 0 |
| 11/15 vs. Jax. | INJURED RESERVE - ACHILLES | | | | | | | | | |
| 11/22 vs. STL | INJURED RESERVE - ACHILLES | | | | | | | | | |
| 11/30 @ Cle. | INJURED RESERVE - ACHILLES | | | | | | | | | |
| 12/6 @ Mia. | INJURED RESERVE - ACHILLES | | | | | | | | | |
| 12/13 vs. Sea. | INJURED RESERVE - ACHILLES | | | | | | | | | |
| 12/20 vs. KC | INJURED RESERVE - ACHILLES | | | | | | | | | |
| 12/27 vs. Pit. | INJURED RESERVE - ACHILLES | | | | | | | | | |
| 1/3/16 @ Cin. | INJURED RESERVE - ACHILLES | | | | | | | | | |
| Totals | 46 | 670 | 14.6 | 50t | 3 | 0 | 0 | 0.0 | 0 | 0 |

2015

GAME-BY-GAME RETURNS

| RAVENS Date/Opp. | KICKOFF RETURNS | | | | | PUNT RETURNS | | | | | |
|---------------------|----------------------------|----------|------------|----------|----------|--------------|----------|-----------|-------------|-----------|----------|
| | No. | Yds. | Avg. | LG | TD | No. | FC | Yds. | Avg. | LG | TD |
| 9/13 @ Den. | 0 | 0 | 0.0 | 0 | 0 | 2 | 1 | 32 | 16.0 | 22 | 0 |
| 9/20 @ Oak. | 0 | 0 | 0.0 | 0 | 0 | 0 | 0 | 0 | 0.0 | 0 | 0 |
| 9/27 vs. Cin. | 0 | 0 | 0.0 | 0 | 0 | 0 | 0 | 0 | 0.0 | 0 | 0 |
| 10/1 @ Pit. | 0 | 0 | 0.0 | 0 | 0 | 0 | 0 | 0 | 0.0 | 0 | 0 |
| 10/11 vs. Cle. | INACTIVE - BACK | | | | | | | | | | |
| 10/18 @ SF | 0 | 0 | 0.0 | 0 | 0 | 0 | 0 | 0 | 0.0 | 0 | 0 |
| 10/26 @ Ari. | 0 | 0 | 0.0 | 0 | 0 | 0 | 0 | 0 | 0.0 | 0 | 0 |
| 11/1 vs. SD | 0 | 0 | 0.0 | 0 | 0 | 0 | 0 | 0 | 0.0 | 0 | 0 |
| 11/15 vs. Jax. | INJURED RESERVE - ACHILLES | | | | | | | | | | |
| 11/22 vs. STL | INJURED RESERVE - ACHILLES | | | | | | | | | | |
| 11/30 @ Cle. | INJURED RESERVE - ACHILLES | | | | | | | | | | |
| 12/6 @ Mia. | INJURED RESERVE - ACHILLES | | | | | | | | | | |
| 12/13 vs. Sea. | INJURED RESERVE - ACHILLES | | | | | | | | | | |
| 12/20 vs. KC | INJURED RESERVE - ACHILLES | | | | | | | | | | |
| 12/27 vs. Pit. | INJURED RESERVE - ACHILLES | | | | | | | | | | |
| 1/3/16 @ Cin. | INJURED RESERVE - ACHILLES | | | | | | | | | | |
| Totals | 0 | 0 | 0.0 | 0 | 0 | 2 | 1 | 32 | 16.0 | 22 | 0 |

ESPN.COM'S JAMISON HENSLEY ON SMITH SR.

"Smith is perhaps the best pound-for-pound fighter in the NFL. He will do whatever it takes to get that extra yard, whether it's running through you or stiff-arming you. With each ball he spins following a catch, it's like an 'I told you so' to everyone who doubted that a 5-foot-9 player could become one of the top 10 receivers in NFL history. If anyone definitely thinks this is the end of Smith's career, you haven't been paying attention to the last 15 years he's been in the league or even the last few weeks of this season. He takes pride in his gritty reputation, which was underscored by the fact that he suffered four microfractures in his back and missed one game."

SI.COM'S DOUG FARRAR ON SMITH SR.

"Smith has written unconventional chapters for a long time. He's the only receiver under 5'10 to amass over 13,000 receiving yards, he's one of the most notable JUCO success stories in NFL history, and he's become known as much as anything for his ability and willingness to do the dirty work. Yes, he's a flashy receiver with a big personality, but he'll also block the crap out of a linebacker or do whatever decoy duty he must - as long as it makes sense to him. ... Smith understood that reality. He knew what it was like to grow up poor, hungry, with the odds against him. It molded him into the force he became in the NFL, and it is, I believe, the impetus he will use for one more try at the game he loves. It would be an appropriate conclusion for a man, and a player, who has been more complex and interesting than most."

CARDINALS WR LARRY FITZGERALD ON SMITH SR.

"When you think of somebody who embodies greatness and toughness, somebody who came in as a special teams guy and elevated himself to one of the greatest receivers to ever play the game, that's Steve. I always looked up to him and admired the way he played, the tenacity he played with. I felt the same way when Reggie Wayne tore his ACL a couple years ago in year 13 of his career. You never want to see anybody get hurt, especially legends-of-the-game type guys. But the way he works, and the way he takes care of himself, he could play another three years if he wanted."

RAVENS PLAYER NOTES

AN ALL-TIME GREAT



Prior to suffering a season-ending Achilles tear on 11/1/15, **WR Steve Smith Sr.** had posted team highs in catches (46), receiving yards (670) and receiving TDs (3). The five-time Pro Bowler owns eight 1,000-yard receiving campaigns, tying (Brandon Marshall) for the NFL's most among active players.

MULTIPLE SEASONS WITH 1,000 RECEIVING YARDS (Active NFL Wide Receivers)

| Rk. | Player (Team) | Seasons |
|-----|---|----------|
| 1. | Steve Smith Sr. (Bal.) | 8 |
| | Brandon Marshall (NYJ) | 8 |
| 3. | Anquan Boldin (SF) | 7 |
| | Larry Fitzgerald (Ari.) | 7 |
| | Andre Johnson (Ind.) | 7 |
| | Calvin Johnson (Det.) | 7 |
| 7. | Marques Colston (NO) | 6 |
| | Roddy White (Atl.) | 6 |

ALL-TIME NFL RECEIVING YARDS

| Rk. | Player (Years) | Rec. | Yards | Avg. | LG | TDs |
|------------|----------------------------------|------------|---------------|-------------|------------|-----------|
| 1. | Jerry Rice (1985-2004) | 1,549 | 22,895 | 14.8 | 96t | 197 |
| 2. | Terrell Owens (1996-2010) | 1,078 | 15,934 | 14.8 | 98t | 153 |
| 3. | Randy Moss (1998-2012) | 982 | 15,292 | 15.6 | 82t | 156 |
| 4. | Isaac Bruce (1994-2009) | 1,024 | 15,208 | 14.9 | 80t | 91 |
| 5. | Tony Gonzalez (1997-2013) | 1,325 | 15,127 | 11.4 | 73t | 111 |
| 6. | Tim Brown (1988-2004) | 1,094 | 14,934 | 13.7 | 80t | 100 |
| 7. | Marvin Harrison (1996-2008) | 1,102 | 14,580 | 13.2 | 80t | 128 |
| 8. | Reggie Wayne (2001-14) | 1,070 | 14,345 | 13.4 | 80 | 82 |
| 9. | Andre Johnson (2003-15) | 1,053 | 14,100 | 13.4 | 77t | 68 |
| 10. | James Lofton (1978-93) | 764 | 14,004 | 18.3 | 80t | 75 |
| 11. | Steve Smith Sr. (2001-15) | 961 | 13,932 | 14.5 | 80t | 76 |
| 12. | Cris Carter (1987-2002) | 1,101 | 13,899 | 12.6 | 80t | 130 |
| 13. | Henry Ellard (1983-98) | 814 | 13,777 | 16.9 | 81t | 65 |

SMITH SR.'S 100s

WR Steve Smith Sr. ranks second among active WRs and is tied for sixth in NFL history with 50-career 100-yard receiving games. Smith Sr. also ties for second (with 7 such games) in Ravens history.

CAREER 100-YARD RECEIVING GAMES / NFL HISTORY

| Rk. | Player (Career) | Total |
|-----------|--|--------------------------|
| 1. | Jerry Rice (1985-2006) | 76 |
| 2. | Randy Moss (1998-2010, 2012) | 64 |
| 3. | Marvin Harrison (1996-2008) | 59 |
| 4. | Andre Johnson (2003-15) | 51 |
| | Terrell Owens (1996-2011) | 51 |
| 6. | Steve Smith Sr. (2001-15) | 50 (7 as a Raven) |
| | Don Maynard (1958-73) | 50 |
| 8. | Torry Holt (1999-2009) | 47 |
| | Michael Irvin (1988-99) | 47 |
| 10. | Calvin Johnson (2007-15) | 46 |
| | Jimmy Smith (1992-2005) | 46 |
| 12. | Isaac Bruce (1994-2009) | 45 |
| 13. | Brandon Marshall (2006-15) | 44 |
| 14. | Tim Brown (1988-2004) | 43 |
| | James Lofton (1978-93) | 43 |
| | Reggie Wayne (2001-14) | 43 |

Smith Sr.'s Incredible 2015 Season Cut Short:

• Prior to his season-ending Achilles tear sustained on 11/1/15, Smith Sr. was on pace to record 92 catches, 1,340 yards & 6 TDs, all figures that would have ranked among the highest single-season totals of his Hall of Fame career.

BIG-PLAY SMITH SR.

WR Steve Smith Sr. leads all active NFL passing targets with 135-career 25-plus-yard catches. Smith Sr. bodes well in that category over the past 21 years, too, ranking fourth overall. With his 50-yard TD reception in Week 3 vs. Cincy, Smith Sr. has 31-career catches of 50-or-more yards, second most (DeSean Jackson, 33) among active players. Of Smith Sr.'s 31, 19 have produced TDs.

25-PLUS-YARD RECEPTIONS LEADERS

| (Active NFL WRs) | | 25+ Rec. | (NFL WRs / Since 1995) | | 25+ Rec. |
|------------------|--------------------------------|------------|------------------------|--------------------------------|------------|
| Rk. | Players | | Rk. | Players | |
| 1. | Steve Smith Sr. | 135 | 1. | Randy Moss | 161 |
| 2. | Anquan Boldin | 108 | 2. | Terrell Owens | 158 |
| | Andre Johnson | 108 | 3. | Isaac Bruce | 137 |
| 4. | Larry Fitzgerald | 105 | 4. | Steve Smith Sr. | 135 |
| | Calvin Johnson | 105 | 5. | Marvin Harrison | 134 |

RECORD-SETTING DAYS

MOST RECEIVING YARDS / RAVENS SINGLE GAMES

| Yds. | Player/Game, Date (Catches) |
|------------|--|
| 258 | Qadry Ismail @ Pit., 12/12/99 (6 rec.) |
| 198 | Derrick Alexander vs. Pit., 12/1/96 (7 rec.) |
| 186 | Steve Smith Sr. vs. Cin., 9/27/15 (13 rec.) |

SMITH SR.'S SINGLE-GAME CAREER HIGHS

| | |
|----------------------------------|--------------------------------|
| Catches | 14 at Chi. on 11/20/05 |
| 13 vs. Cin. on 9/27/15 | 11 twice, last 10/30/05 |
| Receiving Yards | 201 vs. Min. on 10/30/05 |
| 189 at Bal. on 10/15/06 | 186 vs. Cin. on 9/27/15 |

MOST RECEPTIONS / RAVENS SINGLE GAMES

| Rec. | Player/Game, Date (Yards) |
|-----------|--|
| 13 | Steve Smith Sr. vs. Cin., 9/27/15 (186 yards) |
| 13 | Priest Holmes vs. Ten., 10/11/98 (98 yards) |
| 12 | Javorius Allen at Mia., 12/6/15 (107 yards) |

DUAL DAYS OF 10 / 150

In Weeks 2-3 of 2015, **Steve Smith Sr.** had back-to-back games with at least 10 catches and 150 receiving yards. On 9/27 vs. Cincinnati, he produced 186 yards and 2 TDs on 13 catches. The previous week (9/20), he posted 10 receptions for 150 yards at Oakland. Smith Sr. is one of six players in the Super Bowl Era with least 10 catches and 150 receiving yards in back-to-back contests in a single season.

CONSECUTIVE GAMES WITH AT LEAST 10 CATCHES & 150 RECEIVING YARDS (Super Bowl Era)

| Games | Name (Team) | Year | Dates |
|----------|-------------------------------|-------------|------------------------|
| 2 | Steve Smith Sr. (Bal.) | 2015 | 9/20 & 9/27 |
| 2 | Julio Jones (Atl.) | 2014 | 11/30 & 12/8 |
| 2 | Josh Gordon (Cle.) | 2013 | 11/24 & 12/1 |
| 2 | Brandon Marshall (Chi.) | 2012 | 12/2 & 12/9 |
| 2 | Drew Bennett (Ten.) | 2004 | 12/13 & 12/19 |
| 2 | Jerry Rice (SF) | 1995 | 12/18 & 12/24 |

ACTIVE BESTS

ACTIVE TOUCHDOWN LEADERS

| Rk. | Player | Total TD |
|-----------|-------------------------------|-----------|
| 1. | Antonio Gates (SD) | 104 |
| 2. | Adrian Peterson (Min.) | 102 |
| 3. | Larry Fitzgerald (Ari.) | 98 |
| 4. | Steve Smith Sr. (Bal.) | 84 |
| | Calvin Johnson (Det.) | 84 |

ACTIVE PLAYERS: CONSEC. GAMES W/ A CATCH STREAK

| Games | Player |
|------------|-------------------------------|
| 179 | Larry Fitzgerald (Ari.) |
| 144 | Brandon Marshall (NYJ) |
| 135 | Calvin Johnson (Det.) |
| 129 | Steve Smith Sr. (Bal.) |
| 119 | Jason Witten (Dal.) |

✓ **WR Steve Smith Sr.** and 2015 Hall of Fame inductee Tim Brown are the only players in NFL history to eclipse 13,000 receiving yards & 4,000 return yards.

✓ Smith Sr. and Brown are also the only players ever to post 900 catches and score a rushing, receiving, PR & KOR TD.

89 STEVE SMITH SR.

REGULAR SEASON

| Year | Team | GP | GS | RECEIVING | | | | | RUSHING | | | | |
|---------------|-----------|------------|------------|------------|---------------|-------------|------------|-----------|-----------|------------|------------|-----------|----------|
| | | | | No. | Yards | Avg. | LG | TD | No. | Yards | Avg. | LG | TD |
| 2001 | Carolina | 15 | 1 | 10 | 154 | 15.4 | 33 | 0 | 4 | 43 | 10.8 | 39 | 0 |
| 2002 | Carolina | 15 | 13 | 54 | *872 | 16.1 | *69 | 3 | 1 | -4 | -4.0 | -4 | 0 |
| 2003 | Carolina | 16 | 11 | *88 | *1,110 | 12.6 | *67t | *7 | 11 | 42 | 3.8 | 14 | 0 |
| 2004 | Carolina | 1 | 1 | 6 | 60 | 10.0 | 15 | 0 | 0 | 0 | 0.0 | 0 | 0 |
| 2005 | Carolina | 16 | 16 | ^#*103 | ^#*1,563 | 15.2 | *80t | #*12 | 4 | 25 | 6.3 | 20t | 1 |
| 2006 | Carolina | 14 | 14 | *83 | *1,166 | *14.0 | *72t | *8 | 8 | 61 | 7.6 | 24t | 1 |
| 2007 | Carolina | 15 | 15 | *87 | *1,002 | 11.5 | *74t | *7 | 9 | 66 | 7.3 | 22 | 0 |
| 2008 | Carolina | 14 | 14 | *78 | *1,421 | 18.2 | 65t | *6 | 5 | 40 | 8.0 | 23 | 0 |
| 2009 | Carolina | 15 | 15 | *65 | *982 | 15.1 | *66 | *7 | 5 | 22 | 4.4 | 17 | 0 |
| 2010 | Carolina | 14 | 14 | *46 | *554 | 12.0 | 39 | 2 | 1 | 9 | 9.0 | 9 | 0 |
| 2011 | Carolina | 16 | 16 | *79 | *1,394 | *17.6 | 77t | *7 | 6 | 56 | 9.3 | 23 | 0 |
| 2012 | Carolina | 16 | 16 | *73 | *1,174 | 16.1 | 66 | 4 | 3 | 27 | 9.0 | 15 | 0 |
| 2013 | Carolina | 15 | 15 | 64 | 745 | 11.6 | 44 | 4 | 0 | 0 | 0.0 | 0 | 0 |
| 2014 | Baltimore | 16 | 16 | *79 | *1,065 | 13.5 | *80t | 6 | 0 | 0 | 0.0 | 0 | 0 |
| 2015 | Baltimore | 7 | 7 | 46 | 670 | *14.6 | *50t | 3 | 0 | 0 | 0.0 | 0 | 0 |
| Totals | | 205 | 184 | 961 | 13,932 | 14.5 | 80t | 76 | 57 | 387 | 6.8 | 39 | 2 |

* LED TEAM

LED NFL

^ PANTHERS FRANCHISE RECORD

CAREER SINGLE-GAME HIGHS (REGULAR SEASON)

RECEIVING

Receptions:
14 (11/20/05 at Chi.)

Yardage:
201 (10/30/05 vs. Min.)

Long Gain:
80t 2 times (last: 9/7/14 vs. Cin.)

Touchdowns:
3 2 times (last: 9/16/07 vs. Hou.)

RUSHING

Carries:
2 8 times (last: 12/13/09 at NE)

Yardage:
39 (11/18/01 vs. SF)

Long Gain:
39 (11/18/01 vs. SF)

Touchdowns:
1 2 times (last: 10/29/06 vs. Dal.)

100-yard Receiving Games: 50 (last: 137 yards, 10/18/15 at SF)

REGULAR SEASON

| Year | Team | GP | GS | KICKOFF RETURNS | | | | | PUNT RETURNS | | | | | |
|---------------|-----------|------------|------------|-----------------|--------------|-------------|------------|----------|--------------|-----------|--------------|------------|------------|----------|
| | | | | No. | Yards | Avg. | LG | TD | No. | FC | Yards | Avg. | LG | TD |
| 2001 | Carolina | 15 | 1 | 56 | 1,431 | 25.6 | 99t | 2 | 34 | 10 | 364 | 10.7 | 70t | 1 |
| 2002 | Carolina | 15 | 13 | 26 | 571 | 22.0 | 51 | 0 | 55 | 13 | 470 | 8.5 | 87t | 2 |
| 2003 | Carolina | 16 | 11 | 11 | 309 | 28.1 | 42 | 0 | 44 | 14 | 439 | 10.0 | 53t | 1 |
| 2004 | Carolina | 1 | 1 | 0 | 0 | 0.0 | 0 | 0 | 0 | 1 | 0 | 0.0 | 0 | 0 |
| 2005 | Carolina | 16 | 16 | 3 | 61 | 20.3 | 33 | 0 | 27 | 6 | 286 | 10.6 | 44 | 0 |
| 2006 | Carolina | 14 | 14 | 2 | -1 | -0.5 | 3 | 0 | 9 | 3 | 30 | 3.3 | 16 | 0 |
| 2007 | Carolina | 15 | 15 | 0 | 0 | 0.0 | 0 | 0 | 2 | 0 | 7 | 3.5 | 6 | 0 |
| 2008 | Carolina | 14 | 14 | 0 | 0 | 0.0 | 0 | 0 | 1 | 0 | 10 | 10.0 | 10 | 0 |
| 2010 | Carolina | 14 | 14 | 0 | 0 | 0.0 | 0 | 0 | 6 | 0 | 46 | 7.7 | 32 | 0 |
| 2015 | Baltimore | 7 | 7 | 0 | 0 | 0.0 | 0 | 0 | 2 | 1 | 32 | 16.0 | 22 | 0 |
| Totals | | 205 | 184 | 98 | 2,371 | 24.2 | 99t | 2 | 180 | 48 | 1,684 | 9.4 | 87t | 4 |

POSTSEASON

| Year | Team | GP | GS | RECEIVING | | | | | RUSHING | | | | |
|---------------|-----------|-----------|-----------|-----------|--------------|-------------|------------|----------|----------|-----------|------------|------------|----------|
| | | | | No. | Yards | Avg. | LG | TD | No. | Yards | Avg. | LG | TD |
| 2003 | Carolina | 4 | 4 | 18 | 404 | 22.4 | 70 | 3 | 1 | 7 | 7.0 | 7 | 0 |
| 2005 | Carolina | 3 | 3 | 27 | 335 | 12.4 | 58t | 3 | 4 | 38 | 9.5 | 22t | 1 |
| 2008 | Carolina | 1 | 1 | 2 | 43 | 21.5 | 35 | 1 | 0 | 0 | 0.0 | 0 | 0 |
| 2013 | Carolina | 1 | 1 | 4 | 74 | 18.5 | 31t | 1 | 0 | 0 | 0.0 | 0 | 0 |
| 2014 | Baltimore | 2 | 2 | 8 | 145 | 18.1 | 40 | 1 | 0 | 0 | 0.0 | 0 | 0 |
| Totals | | 11 | 11 | 59 | 1,001 | 17.0 | 70t | 9 | 5 | 45 | 9.0 | 22t | 1 |





BALTIMORE
RAVENS

55

TERRELL SUGGS

OUTSIDE LINEBACKER | 6-3 | 265

COLLEGE: Arizona State HS: Hamilton (Chandler, AZ)

BORN: 10/11/82, Minneapolis, MN

EXP. (NFL/RAVENS): 13/13 GP/GS (PLAYOFFS): 182/166 (17/17)

6
PRO BOWLS

KEY TRANSACTIONS:

- Terrell Suggs was placed on Injured Reserve (Achilles) on 9/16/15
- Re-signed with the Ravens (four-year contract) on 2/17/14
- Activated from PUP (Achilles) on 10/20/12
- Placed on PUP (Achilles) on 8/27/12
- Re-signed with Baltimore (six-year contract) on 7/15/09
- Was originally selected by Baltimore in the first round (10th overall) of the 2003 NFL Draft

2015 SEASON HIGHLIGHTS: Missed the year's final 15 games after suffering a season-ending injury (Achilles) in the season opener

- Started for a defense that did not allow a TD and held the Broncos to just 175 passing yards before suffering a season-ending injury (Achilles) in the fourth quarter of the **season opener at Den. (9/13)**

CAREER HIGHLIGHTS:

- Ravens all-time leader in sacks (106.5) and sack yardage (-760)
- Also owns the Ravens' record for FFs (29) and is second in FRs (13)
- His 823 tackles (544 solo) are second most (Ray Lewis - 2,643) in Ravens history
- His 106.5 career sacks rank sixth among active players, as do his 760 yards lost
- Produced a single-season franchise-record 7 FFs in 2011
- Owns 50 PD and 7 INTs (2 returned for TDs - both in 2008)
- Became just the 31st player in NFL history to amass 100-career sacks after producing 6 tackles (4 solo) and 1 QB drop (-6 yards) in the 34-27 victory at NO (11/24/14)... Also recorded his 800th-career tackle against the Saints
- Scored his first-career TD on a 44-yard INT return at Mia. (10/19/08)
- Recorded a career-high 102 tackles (62 solo) in 2008
- Tallied a franchise-rookie-record 12 sacks in 2003
- Ravens all-time leader in postseason sacks and yards (12.5-79)
- One of three NFL players (DeMarcus Ware and Jared Allen) to post 10-plus sacks from 2010-14

CAREER HONORS:

- NFL Defensive Player of the Year (2011)
- Six-time Pro Bowler (2004, 2006, 2008, 2010-11 and 2013)
- Pro Bowl first alternate (2014)
- *Pro Football Weekly* Defensive Player of the Year (2011)
- KC 101 Defensive Player of the Year (2011)
- AFC Defensive Player of the Month (Dec., 2011)
- AFC Defensive Player of the Month (Nov., 2010)
- AFC Defensive Player of the Week (Week 14, Week 12 and Week 1, 2011)
- AFC Defensive Player of the Week (Week 7, 2008)
- AFC Defensive Player of the Week (Week 13, 2005)
- *Associated Press* Defensive Rookie of the Year (2003)
- *Associated Press* first-team All-Pro (2011)
- *Associated Press* second-team All-Pro (2008)
- Butkus Award (best LB) co-winner with Cowboys LB DeMarcus Ware (2011)
- Ed Block Courage Award Winner (2012)
- *Football Digest* second-team All-Pro (2006)
- *Pro Football Weekly* first-team All-NFL (2011)
- *Sporting News* All-Pro Team (2011)
- Tied an NFL rookie record (Santana Dotson) with a sack in each of his first four NFL games
- Defensive Rookie of the Month (Sept. 2003)

2015

GAME-BY-GAME DEFENSE

RAVENS

| Date/Opp. | TT | Solo | Asst. | Sacks | INT | PD | FF | FR |
|----------------|----------|----------|----------|------------|------------|----------|----------|----------|
| 9/13 @ Den. | 0 | 0 | 0 | 0-0 | 0-0 | 0 | 0 | 0 |
| 9/20 @ Oak. | | | | | | | | |
| 9/27 vs. Cin. | | | | | | | | |
| 10/1 @ Pit. | | | | | | | | |
| 10/11 vs. Cle. | | | | | | | | |
| 10/18 @ SF | | | | | | | | |
| 10/26 @ Ari. | | | | | | | | |
| 11/1 vs. SD | | | | | | | | |
| 11/15 vs. Jax. | | | | | | | | |
| 11/22 vs. STL | | | | | | | | |
| 11/30 @ Cle. | | | | | | | | |
| 12/6 @ Mia. | | | | | | | | |
| 12/13 vs. Sea. | | | | | | | | |
| 12/20 vs. KC | | | | | | | | |
| 12/27 vs. Pit. | | | | | | | | |
| 1/3/16 @ Cin. | | | | | | | | |
| Totals | 0 | 0 | 0 | 0-0 | 0-0 | 0 | 0 | 0 |

55 TERRELL SUGGS

REGULAR SEASON

| Year | Team | GP | GS | TACKLES | | | SACKS | | INTERCEPTIONS | | | | | FUMBLES | | |
|---------------|-----------|------------|------------|------------|------------|------------|---------------|---------------|---------------|------------|------------|----------|-----------|------------|-----------|-----------|
| | | | | TT | Solo | Asst. | No. | Yards | No. | Yards | LG | TD | PD | FF | FR | Yards |
| 2003 | Baltimore | 16 | 1 | 33 | 26 | 7 | *#12.0 | *97.0 | 1 | 11 | 11 | 0 | 3 | *6 | 4 | 7 |
| 2004 | Baltimore | 16 | 16 | 72 | 48 | 24 | *10.5 | *83.5 | 0 | 0 | 0 | 0 | 1 | 1 | 2 | 24 |
| 2005 | Baltimore | 16 | 16 | 86 | 65 | 21 | 8.0 | 64.5 | 2 | 38 | 38 | 0 | 3 | *6 | 1 | 0 |
| 2006 | Baltimore | 16 | 15 | 86 | 63 | 23 | 9.5 | 64.5 | 0 | 0 | 0 | 0 | 7 | 3 | 2 | 0 |
| 2007 | Baltimore | 16 | 16 | 95 | 51 | 44 | *5.0 | 34.0 | 0 | 0 | 0 | 0 | 7 | 1 | 0 | 0 |
| 2008 | Baltimore | 16 | 16 | 102 | 62 | 40 | *8.0 | *69.5 | 2 | 86 | 44t | 2 | 11 | 2 | 1 | 0 |
| 2009 | Baltimore | 13 | 13 | 58 | 41 | 17 | 4.5 | 33.0 | 0 | 0 | 0 | 0 | 5 | 1 | 1 | 0 |
| 2010 | Baltimore | 16 | 16 | 58 | 38 | 20 | *11.0 | *73.0 | 0 | 0 | 0 | 0 | 2 | 2 | 0 | 0 |
| 2011 | Baltimore | 16 | 16 | 70 | 50 | 20 | *14.0 | *91.0 | 2 | 9 | 9 | 0 | 6 | **^7 | 0 | 0 |
| 2012 | Baltimore | 8 | 8 | 22 | 17 | 5 | 2.0 | 15.0 | 0 | 0 | 0 | 0 | 4 | 0 | 0 | 0 |
| 2013 | Baltimore | 16 | 16 | 80 | 47 | 33 | *10.0 | 48.0 | 0 | 0 | 0 | 0 | 0 | 0 | 1 | 0 |
| 2014 | Baltimore | 16 | 16 | 61 | 36 | 25 | 12.0 | 87.0 | 0 | 0 | 0 | 0 | 1 | 0 | 1 | 0 |
| 2015 | Baltimore | 1 | 1 | 0 | 0 | 0 | 0.0 | 0.0 | 0 | 0 | 0 | 0 | 0 | 0 | 0 | 0 |
| Totals | | 182 | 166 | 823 | 544 | 279 | ^106.5 | ^760.0 | 7 | 144 | 44t | 2 | 50 | ^29 | 13 | 31 |

*LED TEAM

**LED NFL

#ROOKIE FRANCHISE RECORD

^FRANCHISE RECORD

CAREER SINGLE-GAME HIGHS (REGULAR SEASON)

Total Tackles:

17 (9/29/13 at Buf.)

Solo Tackles:

10 (12/10/06 at KC)

Sacks:

3 5 times (last: 10/6/13 at Mia.)

INTs:

1 7 times (last: 11/6/11 at Pit.)

Passes Defensed:

3 (9/16/07 vs. NYJ)

Forced Fumbles:

3 (12/11/11 vs. Ind.)

Fumble Recoveries:

1 13 times (last: 12/28/14 vs. Cle.)

POSTSEASON

| Year | Team | GP | GS | TACKLES | | | SACKS | | INTERCEPTIONS | | | | | FUMBLES | | |
|---------------|-----------|-----------|-----------|-----------|-----------|-----------|-------------|-------------|---------------|----------|----------|----------|----------|----------|----------|----------|
| | | | | TT | Solo | Asst. | No. | Yards | No. | Yards | LG | TD | PD | FF | FR | Yards |
| 2003 | Baltimore | 1 | 1 | 2 | 1 | 1 | 0.0 | 0.0 | 0 | 0 | 0 | 0 | 0 | 0 | 0 | 0 |
| 2006 | Baltimore | 1 | 1 | 10 | 9 | 1 | 0.0 | 0.0 | 0 | 0 | 0 | 0 | 0 | 1 | 0 | 0 |
| 2008 | Baltimore | 3 | 3 | 11 | 10 | 1 | 4.0 | 35.0 | 0 | 0 | 0 | 0 | 0 | 0 | 1 | 0 |
| 2009 | Baltimore | 2 | 2 | 10 | 7 | 3 | 1.0 | 9.0 | 0 | 0 | 0 | 0 | 0 | 1 | 1 | 0 |
| 2010 | Baltimore | 2 | 2 | 10 | 9 | 1 | 5.0 | 25.0 | 0 | 0 | 0 | 0 | 0 | 1 | 0 | 0 |
| 2011 | Baltimore | 2 | 2 | 11 | 7 | 4 | 0.0 | 0.0 | 0 | 0 | 0 | 0 | 1 | 0 | 0 | 0 |
| 2012 | Baltimore | 4 | 4 | 21 | 13 | 8 | 2.0 | 8.0 | 0 | 0 | 0 | 0 | 1 | 1 | 0 | 0 |
| 2014 | Baltimore | 2 | 2 | 8 | 3 | 5 | 0.5 | 2.0 | 1 | 3 | 3 | 0 | 1 | 0 | 0 | 0 |
| Totals | | 17 | 17 | 83 | 59 | 24 | 12.5 | 79.0 | 1 | 3 | 3 | 0 | 3 | 4 | 2 | 0 |

RAVENS SACKS LEADER

RAVENS ALL-TIME SACKS (Career Leaders)

| Rk. | Player (Years) | Sacks |
|-----|-----------------------------|-------|
| 1. | Terrell Suggs (2003-15) | 106.5 |
| 2. | Peter Boulware (1997-2005) | 70.0 |
| 3. | Michael McCrary (1997-2002) | 51.0 |
| 4. | Ray Lewis (1996-2012) | 41.5 |
| 5. | Adalius Thomas (2000-06) | 38.5 |





BALTIMORE
RAVENS

34

LORENZO TALIAFERRO
RUNNING BACK | 6-0 | 225

COLLEGE: Coastal Carolina HS: Bruton (Williamsburg, VA)
BORN: 12/23/91, Yorktown, VA
EXP. (NFL/RAVENS): 2/2 GP/GS (PLAYOFFS): 16/0 (0/0)

KEY TRANSACTIONS:

- Lorenzo Taliaferro was placed on Injured Reserve (foot) on 10/14/15
- Placed on Injured Reserve (foot) on 12/16/14 toward the end of his rookie season
- Originally selected by the Ravens in the fourth round (138th overall) of the 2014 NFL Draft

2015 SEASON HIGHLIGHTS: Competed in three games, posting 13 carries for 47 yards (3.6 avg.) and 1 TD and 5 receptions for 29 yards (5.8 avg.), before being placed on Injured Reserve (foot) on 10/14

- Underwent season-ending surgery (foot) prior to **game 6 at SF (10/18)** and was placed on Injured Reserve
- Was inactive (foot) in **game 5 vs. Cle. (10/11)**
- Recorded 13 rushing yards on 3 carries for an offense that scored 16 unanswered points and produced 191 rushing yards in the 23-20 come-from-behind, overtime victory in **game 4 at Pit. (10/1)**
- Subbed and totaled 34 yards and 1 TD on 7 carries (4.9 avg.) for an offense that gained the sixth-most net yards (493) in franchise history in **game 2 at Oak. (9/20)**
- Was inactive (knee) for the **season opener at Den. (9/13)**

CAREER HIGHLIGHTS:

- Matched a career high with 3 receptions for 12 yards, also posting 7 carries for 34 rushing yards and a TD, for an offense that gained the sixth-most net yards (493) in franchise history at Oak. (9/20/15)
- Recorded his first-career carries, finishing with a game-high 18 rushes for 91 yards (5.1 avg.) and his first-career TD, in the 23-21 victory in game 3 at Cle. (9/21/14)

2015

GAME-BY-GAME OFFENSE

| RAVENS Date/Opp. | RUSHING | | | | | RECEIVING | | | | |
|---------------------|------------------------|-----------|------------|-----------|----------|-----------|-----------|------------|-----------|----------|
| | No. | Yds. | Avg. | LG | TD | No. | Yds. | Avg. | LG | TD |
| 9/13 @ Den. | INACTIVE - KNEE | | | | | -- | -- | -- | -- | -- |
| 9/20 @ Oak. | 7 | 34 | 4.9 | 7t | 1 | 3 | 12 | 4.0 | 6 | 0 |
| 9/27 vs. Cin. | 3 | 0 | 0.0 | 1 | 0 | 1 | 6 | 6.0 | 6 | 0 |
| 10/1 @ Pit. | 3 | 13 | 4.3 | 5 | 0 | 1 | 11 | 11.0 | 11 | 0 |
| 10/11 vs. Cle. | INACTIVE - FOOT | | | | | -- | -- | -- | -- | -- |
| 10/18 @ SF | INJURED RESERVE - FOOT | | | | | -- | -- | -- | -- | -- |
| 10/26 @ Ari. | INJURED RESERVE - FOOT | | | | | -- | -- | -- | -- | -- |
| 11/1 vs. SD | INJURED RESERVE - FOOT | | | | | -- | -- | -- | -- | -- |
| 11/15 vs. Jax. | INJURED RESERVE - FOOT | | | | | -- | -- | -- | -- | -- |
| 11/22 vs. STL | INJURED RESERVE - FOOT | | | | | -- | -- | -- | -- | -- |
| 11/30 @ Cle. | INJURED RESERVE - FOOT | | | | | -- | -- | -- | -- | -- |
| 12/6 @ Mia. | INJURED RESERVE - FOOT | | | | | -- | -- | -- | -- | -- |
| 12/13 vs. Sea. | INJURED RESERVE - FOOT | | | | | -- | -- | -- | -- | -- |
| 12/20 vs. KC | INJURED RESERVE - FOOT | | | | | -- | -- | -- | -- | -- |
| 12/27 vs. Pit. | INJURED RESERVE - FOOT | | | | | -- | -- | -- | -- | -- |
| 1/3/16 @ Cin. | INJURED RESERVE - FOOT | | | | | -- | -- | -- | -- | -- |
| Totals | 13 | 47 | 3.6 | 7t | 1 | 5 | 29 | 5.8 | 11 | 0 |

REGULAR SEASON

| Year | Team | GP | GS | RUSHING | | | | | RECEIVING | | | | |
|---------------|-----------|-----------|----------|-----------|------------|------------|-----------|----------|-----------|------------|-------------|-----------|----------|
| | | | | No. | Yards | Avg. | LG | TD | No. | Yards | Avg. | LG | TD |
| 2014 | Baltimore | 13 | 0 | 68 | 292 | 4.3 | 31 | 4 | 8 | 114 | 14.3 | 29 | 0 |
| 2015 | Baltimore | 3 | 0 | 13 | 47 | 3.6 | 7t | 1 | 5 | 29 | 5.8 | 11 | 0 |
| Totals | | 16 | 0 | 81 | 339 | 4.2 | 31 | 5 | 13 | 143 | 11.0 | 29 | 0 |

SPECIAL TEAMS TACKLES (4): 2014 (4); 2015 (1)

CAREER SINGLE-GAME HIGHS (REGULAR SEASON)

RUSHING

Carries: 18 (9/21/14 at Cle.)
Yardage: 91 (9/21/14 at Cle.)
Long Gain: 31 (9/21/14 at Cle.)
Touchdowns: 2 (10/26/14 at Cin.)

RECEIVING

Receptions: 3 2 times (last: 9/20/15 at Oak.)
Yardage: 42 (10/26/14 at Cin.)
Long Gain: 29 (10/26/14 at Cin.)
Touchdowns: None

POSTSEASON

| Year | Team | GP | GS | RUSHING | | | | | RECEIVING | | | | |
|---------------|-----------|----------|----------|------------------------|----------|------------|----------|----------|-----------|----------|------------|----------|----------|
| | | | | No. | Yards | Avg. | LG | TD | No. | Yards | Avg. | LG | TD |
| 2014 | Baltimore | -- | -- | INJURED RESERVE - FOOT | | | | | -- | -- | -- | -- | -- |
| Totals | | 0 | 0 | 0 | 0 | 0.0 | 0 | 0 | 0 | 0 | 0.0 | 0 | 0 |



BALTIMORE
RAVENS

28

BRYNDEN TRAWICK
SAFETY | 6-2 | 225

COLLEGE: Troy HS: Sprayberry (Marietta, GA)

BORN: 10/23/89, Marietta, GA

EXP. (NFL/RAVENS): 3/3 GP/GS (PLAYOFFS): 38/1 (2/0)

KEY TRANSACTIONS:

- Brynden Trawick re-signed with the Ravens (exclusive rights) on 4/14/15
- Signed to the Ravens' active roster from their practice squad on 10/30/13
- Signed to Baltimore's practice squad on 9/24/13 after being waived by the team on 9/23/13
- Originally signed with the Ravens as a rookie free agent on 5/3/13

2015 SEASON HIGHLIGHTS: Registered a team-high 9 special teams stops and a career-high 7 tackles (5 solo) and 1 PD from scrimmage for the NFL's eighth-ranked defense (337.4 ypg), which finished No. 2 overall (291.1 ypg) and No. 1 vs. the pass (183.3 ypg) over the season's final eight games

| 2015 | | | | | | | | | |
|----------------------|----------|-----------------------------|----------|------------|------------|----------|----------|----------|----------|
| GAME-BY-GAME DEFENSE | | | | | | | | | |
| RAVENS | | | | | | | | | |
| Date/Opp. | TT | Solo | Asst. | Sacks | INT | PD | FF | FR | FR |
| 9/13 @ Den. | | SAW ACTION ON SPECIAL TEAMS | | | | | | | |
| 9/20 @ Oak. | 0 | 0 | 0 | 0-0 | 0-0 | 0 | 0 | 0 | 0 |
| 9/27 vs. Cin. | 0 | 0 | 0 | 0-0 | 0-0 | 1 | 0 | 0 | 0 |
| 10/1 @ Pit. | | SAW ACTION ON SPECIAL TEAMS | | | | | | | |
| 10/11 vs. Cle. | | SAW ACTION ON SPECIAL TEAMS | | | | | | | |
| 10/18 @ SF | 1 | 1 | 0 | 0-0 | 0-0 | 0 | 0 | 0 | 0 |
| 10/26 @ Ari. | 4 | 3 | 1 | 0-0 | 0-0 | 0 | 0 | 0 | 0 |
| 11/1 vs. SD | | SAW ACTION ON SPECIAL TEAMS | | | | | | | |
| 11/15 vs. Jax. | | SAW ACTION ON SPECIAL TEAMS | | | | | | | |
| 11/22 vs. STL | 0 | 0 | 0 | 0-0 | 0-0 | 0 | 0 | 0 | 0 |
| 11/30 @ Cle. | | SAW ACTION ON SPECIAL TEAMS | | | | | | | |
| 12/6 @ Mia. | | SAW ACTION ON SPECIAL TEAMS | | | | | | | |
| 12/13 vs. Sea. | | SAW ACTION ON SPECIAL TEAMS | | | | | | | |
| 12/20 vs. KC | | SAW ACTION ON SPECIAL TEAMS | | | | | | | |
| 12/27 vs. Pit. | 1 | 1 | 0 | 0-0 | 0-0 | 0 | 0 | 0 | 0 |
| 1/3/16 @ Cin. | 1 | 0 | 1 | 0-0 | 0-0 | 0 | 0 | 0 | 0 |
| Totals | 7 | 5 | 2 | 0-0 | 0-0 | 1 | 0 | 0 | 0 |

- Notched 1 ST stop and 1 tackle from scrimmage (for a 1-yard loss) in the **season finale at Cin. (1/3/16)**
- Competed on special teams and from scrimmage, recording 1 TFL at Baltimore's 2-yard line, in the 20-17 victory in **game 15 vs. Pit. (12/27)**
- Played on special teams in games 12-14, posting 1 ST stop in **game 14 vs. KC (12/20)** and **game 12 at Mia. (12/6)**
- Posted 4 tackles (3 solo), both career highs, in his first-career start in place of an injured S Kendrick Lewis (knee) in **game 7 at Ari. (10/26)**
- Saw action on special teams and from scrimmage, posting 1 solo tackle, in **game 6 at SF (10/18)**
- Tallied 2 special teams tackles in **game 5 vs. Cle. (10/11)**
- Registered a special teams tackle in the 23-20 OT victory in **game 4 at Pit. (10/1)**
- Recorded his first-career PD and 2 special teams stops in **game 3 vs. Cin. (9/27)**

CAREER HIGHLIGHTS:

- Registered a career-high 7 tackles (4 solo), a team-high 9 special teams stops and his first-career PD in 2015
- Posted 4 tackles (3 solo), both career highs, in his first-career start (FS) at Ari. (10/26/15)
- Recorded his first-career PD on 9/27/15 vs. Cin.
- Was one of two rookie free agents (WR Marlon Brown) to make the Ravens' opening-day 53-man roster in 2013

| REGULAR SEASON | | | | | | | | | | | | | | | | | | |
|----------------|-----------|-----------|----------|-----------|----------|----------|------------|------------|---------------|----------|----------|----------|----------|----------|----------|----------|----------|----------|
| Year | Team | GP | GS | TACKLES | | | SACKS | | INTERCEPTIONS | | | | | FUMBLES | | | | |
| | | | | TT | Solo | Asst. | No. | Yards | No. | Yards | LG | TD | PD | FF | FR | Yards | | |
| 2013 | Baltimore | 8 | 0 | 0 | 0 | 0 | 0.0 | 0.0 | 0 | 0 | 0 | 0 | 0 | 0 | 0 | 0 | 0 | 0 |
| 2014 | Baltimore | 14 | 0 | 3 | 2 | 1 | 0.0 | 0.0 | 0 | 0 | 0 | 0 | 0 | 0 | 0 | 0 | 0 | 0 |
| 2015 | Baltimore | 16 | 1 | 7 | 5 | 2 | 0.0 | 0.0 | 0 | 0 | 0 | 0 | 1 | 0 | 0 | 0 | 0 | 0 |
| Totals | | 38 | 1 | 10 | 7 | 3 | 0.0 | 0.0 | 0 | 0 | 0 | 0 | 1 | 0 | 0 | 0 | 0 | 0 |

SPECIAL TEAMSTACKLES (21): 2013 (8); 2014 (4); 2015 (9)

CAREER SINGLE-GAME HIGHS (REGULAR SEASON)

| | | |
|---|---|-----------------------------------|
| Total Tackles: 4 (10/26/15 at Ari.) | INTs: None | Forced Fumbles: None |
| Solo Tackles: 3 (10/26/15 at Ari.) | Passes Defensed: 1 (9/27/15 vs. Cin.) | Fumble Recoveries: None |
| Sacks: None | | |

| POSTSEASON | | | | | | | | | | | | | | | | | | |
|---------------|-----------|----------|----------|----------|----------|----------|------------|------------|---------------|----------|----------|----------|----------|----------|----------|----------|----------|----------|
| Year | Team | GP | GS | TACKLES | | | SACKS | | INTERCEPTIONS | | | | | FUMBLES | | | | |
| | | | | TT | Solo | Asst. | No. | Yards | No. | Yards | LG | TD | PD | FF | FR | Yards | | |
| 2014 | Baltimore | 2 | 0 | 0 | 0 | 0 | 0.0 | 0.0 | 0 | 0 | 0 | 0 | 0 | 0 | 0 | 0 | 0 | 0 |
| Totals | | 2 | 0 | 0 | 0 | 0 | 0.0 | 0.0 | 0 | 0 | 0 | 0 | 0 | 0 | 0 | 0 | 0 | 0 |

BALTIMORE
RAVENS

9

JUSTIN TUCKER

KICKER | 6-1 | 183

COLLEGE: Texas HS: Westlake (Austin, TX)

BORN: 11/21/89, Houston, TX

EXP. (NFL/RAVENS): 4/4 GP/GS (PLAYOFFS): 64/0 (6/0)

1
PRO BOWL

KEY TRANSACTIONS:

- Justin Tucker re-signed (restricted second-round tender) with Baltimore on 4/23/15
- Originally signed with the Ravens as a rookie free agent on 5/29/12

2015 SEASON HIGHLIGHTS: Converted 33 of 40 FGAs and all 29 PATs (128 total points), becoming the fastest kicker in NFL history to score 500 points (60 games) in a career... Finished the season ranking as the second-most accurate kicker of all time, connecting on 130 of 148 (87.8%) for his career... Was one of just five kickers (Dan Bailey, Matt Bryant, Mason Crosby and Stephen Gostkowski) to remain perfect on PATs in 2015, the first season the PAT yard line was moved back

- Booted FGs from 50 and 37 yards in the 20-17 victory in **game 15 vs. Pit. (12/27)**
- Connected on 2 FGAs (38 and 31 yards) and 1 PAT to become the fastest kicker in NFL history to score 500 points (60 games) in **game 12 at Mia. (12/6)**
- Converted his 10th-career game-winning FG from 47 yards in the 16-13 victory in **game 10 vs. STL (11/22)**... Totaled 10 points on 3 FGM and 1 PAT in the contest
- Named AFC Special Teams Player of the Week for the sixth time in his career after connecting on 5 FGs, including a 39-yard game-winner (his ninth-career and second this season), in the 29-26 victory in **game 8 vs. SD (11/1)**... Has three-career games with 5-or-more FGM
- Earned his fifth-career AFC Special Teams Player of the Week award (Week 4) after scoring the game's final 10 points, including the game-tying and game-winning FGs, against Pittsburgh (10/1)
- Kicked his eighth-career game-winning FG (52-yarder) in the 23-20 come-from-behind, overtime victory in **game 4 at Pit. (10/1)**... He finished the game a perfect 3-for-3... His 52-yard game-winner is the longest FG by an opponent at Heinz Field and ties (Jeff Reed, 2010) for longest overall
- Became the fastest kicker in NFL history to make 100 FGs, doing so in his 50th career contest, after connecting from 22, 21, 37 and 21 yards in **game 2 at Oak. (9/20)**
- Connected on both FGAs (52 and 44 yards) and one PAT in the **season opener at Den. (9/13)**

CAREER HONORS:

- Pro Bowler (2013)
- Associated Press* first-team All-Pro (2013)
- PFWA first-team All-Pro (2013)
- AFC Special Teams Player of the Month (November, 2014; November, 2013)
- AFC Special Teams Player of the Week (Week 8, 2015; Week 4, 2015; Week 3, 2014; Week 15, 2013; Week 12, 2013; Week 10, 2013)
- GMC "Never Say Never" Moment of the Week (Week 15, 2013)
- USA Today* All-Joe Team (players who are critical to their team, but don't receive Pro Bowl nods) in 2012

CAREER HIGHLIGHTS:

- Is the second-most accurate kicker in NFL history at 87.8%, connecting on 130 of 148 attempts
- Became the fastest kicker in NFL history to make 100 FGs, doing so in his 50th career contest at Oak. (9/20/15), and to reach the 500-point milestone, overtaking Hall of Famer Jan Stenerud (61 games) in his 60th career game at Mia. (12/6/15)
- His six-career AFC Special Teams Player of the Week Awards tie Matt Stover for the most in franchise history
- His 130 FGs made and 529 points both rank second only to Stephen Gostkowski (135 & 618) since 2012
- Tucker became the second-fastest kicker in NFL history to reach the 400-point milestone, doing so in his 48th NFL game (Hall of Famer Jan Stenerud did it in 47 games)
- Owns 10-career game-winning FGs (9 regular season and 1 playoff), connecting on 6 of those in road games
- Tucker's 140 points in 2013 are the most in Ravens single-season franchise history
- Made 33-straight FGs in 2013, ranking as the fifth-longest streak in NFL history... His 38 FGs made that year are the most in Ravens single-season history, besting Matt Stover (35) in 2000
- His 90.9% FG success rate (30-of-33) in 2012 was the second best by a rookie kicker in NFL history (Blair Walsh, 92.1% in 2012)
- Kicked a franchise-record 61-yard game-winning FG (his sixth-career game-winning FG) as part of a franchise-record 6 FGs (29, 24, 32, 49, 53, 61) in the 18-16 victory at Det. (12/16/13)... Tucker became the only kicker in NFL history to kick FGs from 20, 30, 40, 50 and 60 yards in a single game

9 JUSTIN TUCKER

- Earned AFC Special Teams Player of the Month honors in November 2014 after scoring 33 points, connecting on all 7 FGAs (46, 31, 55, 33, 21, 29 and 31) and 12 PATs in four games... Also posted 17 touchbacks on 23 kickoffs (73.9 percent), the second-highest percent in the AFC for November
- Named AFC Special Teams Player of the Month in November 2013 after connecting on all 14 FGAs and 7 PATs, totaling 49 points in five games
- Connected on his first postseason game-winning FG (a 47-yarder) in double overtime in the 38-35 victory in the Divisional game at Den. (1/12/13)
- Connected on a franchise-record 7 PATs in the 55-20 victory vs. Oak. (11/11/12)
- Kicked a franchise single-season-record 42 PATs in both 2012 and 2014
- Became the Ravens' single-season leader in FGs made of 50-or-more yards (4) as a rookie in 2012...Is the first rookie in NFL history to make 2 50-plus-yard FGs in two games (Greg Zuerlein - STL - became the second on 12/12/12)
- Set a rookie-franchise-record with 132 points in 2012
- One of only two rookie free agents (Deonte Thompson) to make the Ravens' 53-man opening-day roster (2012)

REGULAR SEASON

| Year | Team | GP | FIELD GOALS | | | | POINT AFTER TOUCHDOWNS | | | |
|---------------|-----------|-----------|----------------|-------------|-----------|----------|------------------------|--------------|----------|------------|
| | | | FG Made-Att. | Percent | LG | BLK | PAT Made-Att. | Percent | BLK | Points |
| 2012 | Baltimore | 16 | 30-33 | 90.9 | 56 | 0 | 42-42 | 100.0 | 0 | 132 |
| 2013 | Baltimore | 16 | 38-41 | 92.7 | 61 | 0 | 26-26 | 100.0 | 0 | 140 |
| 2014 | Baltimore | 16 | 29-34 | 85.3 | 55 | 1 | 42-42 | 100.0 | 0 | 129 |
| 2015 | Baltimore | 16 | 33-40 | 82.5 | 52 | 0 | 29-29 | 100.0 | 0 | 128 |
| Totals | | 64 | 130-148 | 87.8 | 61 | 1 | 139-139 | 100.0 | 0 | 529 |

SPECIAL TEAMS TACKLES (2): 2012 (1); 2015 (1)

CAREER SINGLE-GAME HIGHS (REGULAR SEASON)

SCORING:

Most Points Scored: 18 (12/16/13 at Det.)

PATs:

Number Attempted: 7 (11/11/12 vs. Oak.)

Number Made: 7 (11/11/12 vs. Oak.)

Consecutive PATs Made: 139 (9/10/12-present)

FIELD GOALS:

Number Attempted: 6 (12/16/13 at Det.)

Number Made: 6 (12/16/13 at Det.)

Longest Attempted: 64 (10/12/14 at TB)

Longest Made: 61 (12/16/13 at Det.)

POSTSEASON

| Year | Team | GP | FIELD GOALS | | | | POINT AFTER TOUCHDOWNS | | | |
|---------------|-----------|----------|--------------|--------------|-----------|----------|------------------------|--------------|----------|-----------|
| | | | FG Made-Att. | Percent | LG | BLK | PAT Made-Att. | Percent | BLK | Points |
| 2012 | Baltimore | 4 | 4-4 | 100.0 | 47 | 0 | 16-16 | 100.0 | 0 | 28 |
| 2014 | Baltimore | 2 | 4-4 | 100.0 | 52 | 0 | 7-7 | 100.0 | 0 | 19 |
| Totals | | 6 | 8-8 | 100.0 | 52 | 0 | 23-23 | 100.0 | 0 | 47 |

REGULAR SEASON

| Year | Team | 1-19 | 20-29 | 30-39 | 40-49 | 50+ | Total | Percent |
|----------------|-----------|------------|--------------|--------------|--------------|--------------|----------------|-------------|
| 2012 | Baltimore | 0-0 | 8-8 | 8-8 | 10-13 | 4-4 | 30-33 | 90.9 |
| 2013 | Baltimore | 0-0 | 10-10 | 12-13 | 10-11 | 6-7 | 38-41 | 92.7 |
| 2014 | Baltimore | 0-0 | 10-10 | 11-11 | 4-4 | 4-9 | 29-34 | 85.3 |
| 2015 | Baltimore | 0-0 | 10-10 | 9-9 | 10-11 | 4-10 | 33-40 | 82.5 |
| Totals | | 0-0 | 38-38 | 40-41 | 34-39 | 18-30 | 130-148 | 87.8 |
| Percent | | 0.0 | 100.0 | 97.6 | 87.2 | 60.0 | 87.8 | |

(playoff games in gold)

2012 GAME-BY-GAME: (46, 40, 39); (56, 51, 48); (27); (45, 47WR); (28, 26, 39); (38); (51, 54); (43); (48, 34); (26, 41WR, 39); (43, 38, 38); (45, 23); (0); (45); (23, 21, 30, 29); (45WL, 49); (23); (47); (0); (19, 38)

2013 GAME-BY-GAME: (25, 30); (50WR, 44WR); (28, 45, 43); (35, 24); (42, 50, 25, 44); (23); (46, 38, 32); (51); (36, 46); (52, 21); (30, 26, 33, 53); (43, 34, 38, 45, 48); (0); (29, 24, 32, 49, 53, 61); (37WL); (38, 22, 34)

2014 GAME-BY-GAME: (55WR, 38); (30, 23, 22, 20); (38, 21, 32); (57WL, 30); (52, 27); (46, 64B, 49); (38, 38); (45, 50, 53); (46); (0); (31, 55); (33, 21, 29, 31); (0); (22, 54SH, 54LU, 33); (0); (25, 28); (28, 45, 52); (25)

2015 GAME-BY-GAME: (52, 44); (22, 21, 37, 31); (50WR, 21); (40, 42, 52); (51WL, 23); (22, 36, 45RU); (44); (48, 29, 48, 45, 39); (58WR); (51WR, 25, 20, 51WR, 47); (49, 35); (38, 31, 55WR); (28, 30); (0); (37, 50); (28, 50, 49)

POSTSEASON

| Year | Team | 1-19 | 20-29 | 30-39 | 40-49 | 50+ | Total | Percent |
|----------------|-----------|--------------|--------------|--------------|--------------|--------------|--------------|--------------|
| 2012 | Baltimore | 1-1 | 1-1 | 1-1 | 1-1 | 0-0 | 4-4 | 100.0 |
| 2014 | Baltimore | 0-0 | 2-2 | 0-0 | 1-1 | 1-1 | 4-4 | 100.0 |
| Totals | | 1-1 | 3-3 | 1-1 | 2-2 | 1-1 | 8-8 | 100.0 |
| Percent | | 100.0 | 100.0 | 100.0 | 100.0 | 100.0 | 100.0 | |



RAVENS PLAYER NOTES

JUST FOR KICKS



Pro Bowl **K Justin Tucker** ranks as the NFL's second-most accurate kicker of all time. He's connected on 130 of 148 FGAs to produce an 87.8 success rate.

- In 2013, he made his first Pro Bowl by setting team records in FGs made (38) and FGAs (41), with both figures tying (Stephen Gostkowski) for the NFL's most.

Tucker also had a franchise-record 140 points (tied for sixth in NFL).

- In addition to his 2013 Pro Bowl, Tucker was named Special Teams Player of the Month (November) and AFC Special Teams Player of the Week three times in 2013. In 2014, he was named AFC Special Teams Player of the Week (Week 3) and Month (November).

- Tucker made 33-straight FGs at one point during the 2013 season, ranking as the NFL's fifth-longest streak of all time.

- His 6 FGs on 12/16/13 at Det. set a team record and were a single-game NFL high in 2013. Against the Lions, he became the first NFL kicker ever to connect from the 20-, 30-, 40-, 50- & 60-yard range in a game.

- Tuck earned two AFC Player of the Week honors in 2015 (Week 4 at Pit. & Week 8 vs. SD, both contests in which he hit game-winners).

- He is 54-of-60 (90.0%) during his career when the Ravens are losing a game, and he's 39-of-43 (90.7%) when Baltimore is down by 7 points or fewer. The Pro Bowler is 29-of-36 (80.6%) in the last 2 minutes of a half during his career, and he's 47-of-53 (88.7%) in the fourth quarter.

JUSTIN TUCKER FIELD GOALS / CAREER STATS

| Year | 1-19 | 20-29 | 30-39 | 40-49 | 50+ | Total | Pct. | LG | PAT | Pts |
|---------------|------------|--------------|--------------|--------------|--------------|----------------|-------------|-----------|----------------|------------|
| 2012 | 0-0 | 8-8 | 8-8 | 10-13 | 4-4 | 30-33 | 90.9 | 56 | 42-42 | 132 |
| 2013 | 0-0 | 10-10 | 12-13 | 10-11 | 6-7 | 38-41 | 92.7 | 61 | 26-26 | 140 |
| 2014 | 0-0 | 10-10 | 11-11 | 4-4 | 4-9 | 29-34 | 85.3 | 55 | 42-42 | 129 |
| 2015 | 0-0 | 10-10 | 9-9 | 10-11 | 4-10 | 33-40 | 82.5 | 52 | 29-29 | 128 |
| Totals | 0-0 | 38-38 | 40-41 | 34-39 | 18-30 | 130-148 | 87.8 | 61 | 139-139 | 529 |

AN ALL-TIME GREAT

K Justin Tucker is the NFL's second-most accurate kicker of all time. He has hit on 130 of 148 FGAs to produce an 87.8 success rate. In 2015's Week 4 battle at Pittsburgh, "Tuck" made a 52-yard game-winning boot in OT, tying (Jeff Reed, 2010) for the longest FG in Heinz Field history (and the longest by an opponent). Tucker also hit a 39-yard game-winner in Week 8 vs. SD, going 5-of-5 on the day.

BEST CAREER FIELD GOAL PERCENTAGE (NFL History / Min. 100 Att.)

| Rk. | Player | FGM-FGA | Pct. |
|-----|----------------------|----------------|-------------|
| 1. | Dan Bailey | 144-159 | 90.6 |
| 2. | Justin Tucker | 130-148 | 87.8 |
| 3. | Stephen Gostkowski | 276-316 | 87.3 |
| 4. | Steven Hauschka | 158-182 | 86.8 |
| 5. | Mike Vanderjagt | 230-266 | 86.5 |

NUMBERS TO RAVE ABOUT

10

Career game-winning FGs by **K Justin Tucker**, including **3** in 2015:

- 2015: Week 11 vs. STL, 47 yards
- 2015: Week 8 vs. SD, 39 yards
- 2015: Week 4 at Pit., 52 yards OT
- 2014: Week 3 at Cle., 32 yards
- 2013: Week 15 at Det., 61 yards
- 2013: Week 10 vs. Cin., 46 yards OT
- 2013: Week 5 at Mia., 44 yards
- 2012: Div. at Den., 47 yards 2OT
- 2012: Week 12 at SD, 38 yards OT
- 2012: Week 3 vs. NE, 27 yards

18

Career 50-plus-yard FGs by Tucker (on 30 attempts). Tucker has had four games where he's connected on dual 50+ FGs (Week 2 at Phi. & Week 7 at Hou. in 2012; Week 15 at Det. in 2013; Week 8 at Cin. in 2014).

TUCK IS THE FASTEST

- In 2015's Week 2 game at Oakland, **K Justin Tucker** became the fastest kicker in NFL history to reach 100 FGs made, doing so in his 50th game. (Hall of Famer Jan Stenerud is the second fastest at 53 games.)

- Playing at Miami on 12/6/15 in his 60th game, "Tuck" became the fastest kicker in NFL history to reach 500 points, surpassing Stenerud (61 games). Tucker is the second-fastest kicker in NFL history to reach the 400-point milestone, doing so in his 48th game. (Stenerud is the lone kicker to hit 400 faster than "Tuck," doing so in 47 games.)

MOST FIELD GOALS MADE / SINCE 2012

| Rk. | Player (Team) | FGM |
|-----|-----------------------------|------------|
| 1. | Stephen Gostkowski (NE) | 135 |
| 2. | Justin Tucker (Bal.) | 130 |
| 3. | Blair Walsh (Min.) | 121 |
| 4. | Steven Hauschka (Sea.) | 117 |
| 5. | Adam Vinatieri (Ind.) | 116 |

MOST NFL POINTS / SINCE 2012

| Rk. | Player (Team) | Points |
|-----|-----------------------------|------------|
| 1. | Stephen Gostkowski (NE) | 618 |
| 2. | Justin Tucker (Bal.) | 529 |
| 3. | Steven Hauschka (Sea.) | 522 |
| 4. | Blair Walsh (Min.) | 504 |
| 5. | Two Players | 501 |

CONSECUTIVE FIELD GOALS MADE (All-Time NFL Streaks)

| Rk. | Kicker (Years) | FGs Made |
|-----|-----------------------------|-----------|
| 1. | Mike Vanderjagt (2002-04) | 42 |
| 2. | Gary Anderson (1997-98) | 40 |
| 3. | Matt Stover (2005-06) | 36 |
| 4. | Adam Vinatieri (2013-14) | 35 |
| 5. | Justin Tucker (2013) | 33 |

TUCK ON POINT

BEST NFL FIELD GOAL PERCENTAGE (2013 Season / Tucker's Career High)

| Rk. | Player (Team) | FGM-FGA | Pct. |
|-----|----------------------|--------------|-------------|
| 1. | Matt Prater | 25-26 | 96.2 |
| 2. | Steven Hauschka | 33-35 | 94.3 |
| 3. | Shaun Suisham | 30-32 | 93.8 |
| 4. | Dan Bailey | 28-30 | 93.3 |
| 5. | Greg Zuerlein | 26-28 | 92.9 |
| 6. | Justin Tucker | 38-41 | 92.7 |
| | Stephen Gostkowski | 38-41 | 92.7 |

BEST FIELD GOAL PERCENTAGE / ROOKIES (NFL History)

| Rk. | Player (Year) | FGM-FGA | Pct. |
|-----|-----------------------------|--------------|-------------|
| 1. | Blair Walsh (2012) | 35-38 | 92.1 |
| 2. | Justin Tucker (2012) | 30-33 | 90.9 |
| 3. | Cody Parkey (2014) | 32-36 | 88.9 |
| | Alex Henery (2011) | 24-27 | 88.9 |
| 5. | Chandler Catanzaro (2014) | 29-33 | 87.9 |
| 6. | Dan Bailey (2011) | 32-37 | 86.5 |

BEST FIELD GOAL PERCENTAGE (Ravens Single-Season History)

| Rk. | Player (Year) | FGM-FGA | Pct. |
|-----|-----------------------------|--------------|-------------|
| 1. | Matt Stover (2006) | 28-30 | 93.3 |
| 2. | Justin Tucker (2013) | 38-41 | 92.7 |
| 3. | Justin Tucker (2012) | 30-33 | 90.9 |
| 4. | Matt Stover (2004) | 29-32 | 90.6 |
| 5. | Matt Stover (2000) | 35-39 | 89.7 |
| | Billy Cundiff (2010) | 26-29 | 89.7 |



BALTIMORE
RAVENS

91

COURTNEY UPSHAW
OUTSIDE LINEBACKER | 6-2 | 272

COLLEGE: Alabama HS: Eufaula (AL)

BORN: 12/13/89, Eufaula, AL

EXP. (NFL/RAVENS): 4/4 GP/GS (PLAYOFFS): 64/51 (6/4)

KEY TRANSACTIONS:

- Courtney Upshaw was selected by the Ravens with their first-overall pick in the second round (35th overall) of the 2012 NFL Draft
- The Ravens traded their first-round choice (29th overall) to Minnesota for its 35th- and 98th-overall selections

CAREER HIGHLIGHTS:

- Totaled 51 tackles (29 solo), adding career highs in sacks (2), PD (2, tied), FFs (2) and FRs (3), for the NFL's eighth-ranked defense (337.4 ypg), which finished No. 2 overall (291.1 ypg) and No. 1 vs. the pass (183.3 ypg) over the season's final eight games, in 2015
- Started and tied a career high with 6 tackles (4 solo) at Hou. (12/21/14)
- Led all Ravens rookies with a career-high 55 tackles (34 solo), 1.5 sacks (-10 yards), 2 PD and 2 FRs while playing in all 16 games (nine starts) in his rookie year (2012)
- Started his first-career game, recording a career-high 6 tackles (since tied), at Phi. (9/16/12)

2015 SEASON HIGHLIGHTS: Totaled 51 tackles (27 solo), adding career highs in sacks (2), PD (2, tied), FFs (2) and FRs (3), for the NFL's eighth-ranked defense (337.4 ypg), which finished No. 2 overall (291.1 ypg) and No. 1 vs. the pass (183.3 ypg) over the season's final eight games

- Registered 5 stops (3 solo), 1 sack (-8 yards), 2 QB hits and 1 FR for a defense that allowed just 198 net passing yards (Pittsburgh's sixth fewest of the season) and snapped the Steelers' streak of six-straight 30-point performances in the 20-17 victory in **game 15 vs. Pit. (12/27)**...Recovered a RB DeAngelo Williams fumble (forced by ILB C.J. Mosley) on the game's final play
- Forced a RB DuJuan Harris fumble at the Ravens' 5-yard line (recovered by OLB Elvis Dumervil), halting a potential Seahawks' scoring drive, in **game 13 vs. Sea. (12/13)**... Also posted 3 tackles (2 solo) in the contest
- Recovered a S Kendrick Lewis-forced fumble and posted 3 tackles (2 solo) for a defense that allowed a season-low 8 first downs, held Miami to 30.8% (4 of 13) on third down and permitted just 219 total net yards in **game 12 at Mia. (12/6)**
- Registered a critical strip-sack of Rams QB Case Keenum with :41 remaining in the game to set up K Justin Tucker's game-winning FG five plays later in the 16-13 victory in **game 10 vs. STL (11/22)**...Finished the contest with 5 tackles (4 solo), 1 sack (-5 yards), 1 FF, 1 FR and 1 QB hit for a defense that allowed 213 total net yards and 2.8 yards per rush (82 yards on 29 carries)
- Notched 2 tackles and 1 PD for a defense that held Jacksonville to 258 total net yards 25% (4 of 16) on third down in **game 9 vs. Jax. (11/15)**
- Tallied 4 tackles (2 solo), helping limit the Browns to just 83 rushing yards (3.3 avg.), in **game 5 vs. Cle. (10/11)**
- Recorded 3 tackles (2 solo) for a defense that held the Steelers to 263 total net yards and 15% (2 of 13) on third down in the 23-20 OT victory in **game 4 at Pit. (10/1)**
- Posted 3 stops and 1 PD for a defense that held the Bengals to a then-season-low 86 rushing yards (2.8 avg.), extending its then-NFL-best streak of not allowing a 100-yard rusher to 29 contests in **game 3 vs. Cin. (9/27)**
- Subbed and recorded 3 tackles (2 solo) for a defense that did not allow a TD and held the Broncos to just 69 rushing yards in the **season opener at Den. (9/13)**

2015

GAME-BY-GAME DEFENSE

RAVENS

| Date/Opp. | TT | Solo | Asst. | Sacks | INT | PD | FF | FR |
|----------------|-----------|-----------|-----------|-------------|------------|----------|----------|----------|
| 9/13 @ Den. | 3 | 2 | 1 | 0-0 | 0-0 | 0 | 0 | 0 |
| 9/20 @ Oak. | 2 | 1 | 1 | 0-0 | 0-0 | 0 | 0 | 0 |
| 9/27 vs. Cin. | 3 | 1 | 2 | 0-0 | 0-0 | 1 | 0 | 0 |
| 10/1 @ Pit. | 3 | 2 | 1 | 0-0 | 0-0 | 0 | 0 | 0 |
| 10/11 vs. Cle. | 4 | 2 | 2 | 0-0 | 0-0 | 0 | 0 | 0 |
| 10/18 @ SF | 5 | 3 | 2 | 0-0 | 0-0 | 0 | 0 | 0 |
| 10/26 @ Ari. | 3 | 1 | 2 | 0-0 | 0-0 | 0 | 0 | 0 |
| 11/1 vs. SD | 1 | 0 | 1 | 0-0 | 0-0 | 0 | 0 | 0 |
| 11/15 vs. Jax. | 2 | 1 | 1 | 0-0 | 0-0 | 1 | 0 | 0 |
| 11/22 vs. STL | 5 | 4 | 1 | 1-5 | 0-0 | 0 | 1 | 1 |
| 11/30 @ Cle. | 1 | 1 | 0 | 0-0 | 0-0 | 0 | 0 | 0 |
| 12/6 @ Mia. | 3 | 2 | 1 | 0-0 | 0-0 | 0 | 0 | 1 |
| 12/13 vs. Sea. | 3 | 2 | 1 | 0-0 | 0-0 | 0 | 1 | 0 |
| 12/20 vs. KC | 4 | 1 | 3 | 0-0 | 0-0 | 0 | 0 | 0 |
| 12/27 vs. Pit. | 5 | 3 | 2 | 1-8 | 0-0 | 0 | 0 | 1 |
| 1/3/16 @ Cin. | 4 | 3 | 1 | 0-0 | 0-0 | 0 | 0 | 0 |
| Totals | 51 | 29 | 22 | 2-13 | 0-0 | 2 | 2 | 3 |

91 COURTNEY UPSHAW

REGULAR SEASON

| Year | Team | GP | GS | TACKLES | | | SACKS | | INTERCEPTIONS | | | | | FUMBLES | | |
|---------------|-----------|-----------|-----------|------------|------------|-----------|------------|-------------|---------------|----------|----------|----------|----------|----------|----------|----------|
| | | | | TT | Solo | Asst. | No. | Yards | No. | Yards | LG | TD | PD | FF | FR | Yards |
| 2012 | Baltimore | 16 | 9 | 55 | 34 | 21 | 1.5 | 10.0 | 0 | 0 | 0 | 0 | 2 | 0 | 2 | 5 |
| 2013 | Baltimore | 16 | 13 | 29 | 18 | 11 | 1.5 | 13.0 | 0 | 0 | 0 | 0 | 2 | 0 | 0 | 0 |
| 2014 | Baltimore | 16 | 14 | 42 | 25 | 17 | 0.0 | 0.0 | 0 | 0 | 0 | 0 | 1 | 0 | 0 | 0 |
| 2015 | Baltimore | 16 | 15 | 51 | 29 | 22 | 2.0 | 13.0 | 0 | 0 | 0 | 0 | 2 | *2 | *3 | 0 |
| Totals | | 64 | 51 | 177 | 106 | 71 | 5.0 | 36.0 | 0 | 0 | 0 | 0 | 7 | 2 | 5 | 5 |

*LED TEAM

SPECIAL TEAMS TACKLES (6): 2012 (5); 2013 (1)

CAREER SINGLE-GAME HIGHS (REGULAR SEASON)

Total Tackles:

6 3 times (last: 12/21/14 at Hou.)

Solo Tackles:

5 2 times (last: 10/5/14 at Ind.)

Sacks:

1 4 times (last: 12/27/15 vs. Pit.)

INTs:

None

Passes Defensed:

1 5 times (last: 11/15/15 vs. Jax.)

Forced Fumbles:

1 2 times (last: 12/13/15 vs. Sea.)

Fumble Recoveries:

1 5 times (last: 12/27/15 vs. Pit.)

Additional Statistics: Recorded a FF on special teams at Was. (12/9/12)

POSTSEASON

| Year | Team | GP | GS | TACKLES | | | SACKS | | INTERCEPTIONS | | | | | FUMBLES | | |
|---------------|-----------|----------|----------|-----------|-----------|----------|------------|------------|---------------|----------|----------|----------|----------|----------|----------|----------|
| | | | | TT | Solo | Asst. | No. | Yards | No. | Yards | LG | TD | PD | FF | FR | Yards |
| 2012 | Baltimore | 4 | 2 | 9 | 7 | 2 | 0.0 | 0.0 | 0 | 0 | 0 | 0 | 0 | 1 | 0 | 0 |
| 2014 | Baltimore | 2 | 2 | 4 | 3 | 1 | 1.0 | 7.0 | 0 | 0 | 0 | 0 | 0 | 0 | 0 | 0 |
| Totals | | 6 | 4 | 13 | 10 | 3 | 1.0 | 7.0 | 0 | 0 | 0 | 0 | 0 | 1 | 0 | 0 |





BALTIMORE
RAVENS

96

BRENT URBAN
DEFENSIVE END | 6-7 | 295

COLLEGE: Virginia HS: Lorne Park Secondary (Mississauga, Ontario)
BORN: 5/5/91, Brampton, Ontario
EXP. (NFL/RAVENS): 2/2 GP/GS (PLAYOFFS): 6/0 (0/0)

KEY TRANSACTIONS:

- Brent Urban was activated from Injured Reserve-Designated for Return on 11/27/15
- Was placed on Injured Reserve-Designated for Return (biceps) on 9/8/15
- Placed on Injured Reserve (knee) on 8/25/14
- Originally selected by the Ravens in the fourth round (134th overall) of the 2014 NFL Draft

CAREER HIGHLIGHTS:

- Saw his first-career NFL action, posting 11 tackles (6 solo) and 1 sack (-3 yards) in six games in 2015
- Recorded 2 tackles and a blocked FGA (returned 64 yards for the game-winning TD by S Will Hill III) in his NFL debut on Monday Night Football at Cle. (11/30/15)

2015 SEASON HIGHLIGHTS:

- Saw his first-career NFL action, posting 11 tackles (6 solo), 1 sack (-3 yards) and a blocked FG, for the NFL's eighth-ranked defense (337.4 ypg), which finished No. 2 overall (291.1 ypg) and No. 1 vs. the pass (183.3 ypg) over the season's final eight games...Activated from Injured Reserve-Designated for Return (biceps) on 11/27 after suffering an injury in training camp on 8/6
- Recorded his first-career sack (-3 yards), adding 1 solo tackle, for a defense that held the Chiefs to 277 total net yards (164 passing) in **game 14 vs. KC (12/20)**
 - Tallied career highs in tackles (5) and solo stops (4) in **game 13 vs. Sea. (12/13)**
 - Played on special teams and from scrimmage for a defense that allowed a season-low 8 first downs, held Miami to 30.8% (4 of 13) on third down and permitted just 219 total net yards in **game 12 at Mia. (12/6)**
 - Blocked a potential game-winning FGA (returned 64 yards for a TD by S Will Hill III), marking the fifth-consecutive game in which Baltimore blocked a kick, in his NFL debut in the 33-27 victory in **game 11 at Cle. (11/30)**...Posted his first-career tackles (2) in the contest

2015

GAME-BY-GAME DEFENSE
RAVENS

| Date/Opp. | TT | Solo | Asst. | Sacks | INT | PD | FF | FR |
|----------------|-----------|----------|----------|------------|--------------------------------|----------|----------|----------|
| 9/13 @ Den. | | | | | INJURED RESERVE (DFR) - BICEPS | | | |
| 9/20 @ Oak. | | | | | INJURED RESERVE (DFR) - BICEPS | | | |
| 9/27 vs. Cin. | | | | | INJURED RESERVE (DFR) - BICEPS | | | |
| 10/1 @ Pit. | | | | | INJURED RESERVE (DFR) - BICEPS | | | |
| 10/11 vs. Cle. | | | | | INJURED RESERVE (DFR) - BICEPS | | | |
| 10/18 @ SF | | | | | INJURED RESERVE (DFR) - BICEPS | | | |
| 10/26 @ Ari. | | | | | INJURED RESERVE (DFR) - BICEPS | | | |
| 11/1 vs. SD | | | | | INJURED RESERVE (DFR) - BICEPS | | | |
| 11/15 vs. Jax. | | | | | INJURED RESERVE (DFR) - BICEPS | | | |
| 11/22 vs. STL | | | | | INJURED RESERVE (DFR) - BICEPS | | | |
| 11/30 @ Cle. | 2 | 1 | 1 | 0-0 | 0-0 | 0 | 0 | 0 |
| 12/6 @ Mia. | 0 | 0 | 0 | 0-0 | 0-0 | 0 | 0 | 0 |
| 12/13 vs. Sea. | 5 | 4 | 1 | 0-0 | 0-0 | 0 | 0 | 0 |
| 12/20 vs. KC | 1 | 1 | 0 | 1-3 | 0-0 | 0 | 0 | 0 |
| 12/27 vs. Pit. | 0 | 0 | 0 | 0-0 | 0-0 | 0 | 0 | 0 |
| 1/3/16 @ Cin. | 3 | 0 | 3 | 0-0 | 0-0 | 0 | 0 | 0 |
| Totals | 11 | 6 | 5 | 1-3 | 0-0 | 0 | 0 | 0 |

JOHN HARBAUGH ON URBAN

"Here's a guy that got hurt his rookie year and got hurt this past year. He has been working like crazy, always has a great attitude, and always has a smile on his face. For him to begin his NFL career with that kind of a moment is just a great thing to see. As a coach, it just makes you really happy for the guy, and I know all the other guys in the locker room are happy for him as well."

REGULAR SEASON

| Year | Team | GP | GS | TACKLES | | | SACKS | | INTERCEPTIONS | | | | FUMBLES | | | |
|---------------|-----------|----------|----------|-----------|----------|----------|------------|------------|---------------|----------|----------|----------|----------|----------|----------|----------|
| | | | | TT | Solo | Asst. | No. | Yards | No. | Yards | LG | TD | PD | FF | FR | Yards |
| 2014 | Baltimore | 0 | 0 | | | | -- | -- | -- | -- | -- | -- | -- | -- | -- | -- |
| 2015 | Baltimore | 6 | 0 | 11 | 6 | 5 | 1.0 | 3.0 | 0 | 0 | 0 | 0 | 0 | 0 | 0 | 0 |
| Totals | | 6 | 0 | 11 | 6 | 5 | 1.0 | 3.0 | 0 | 0 | 0 | 0 | 0 | 0 | 0 | 0 |

CAREER SINGLE-GAME HIGHS (REGULAR SEASON)

Total Tackles: 5 (12/13/15 vs. Sea.)
Solo Tackles: 4 (12/13/15 vs. Sea.)
Sacks: 1 (12/20/15 vs. KC)
INTs: None
Passes Defensed: None
Forced Fumbles: None
Fumble Recoveries: None

Additional Statistics: Blocked a FGA (returned 64 yards for the game-winning TD by S Will Hill III) at Cle. (11/30/15)

POSTSEASON

| Year | Team | GP | GS | TACKLES | | | SACKS | | INTERCEPTIONS | | | | FUMBLES | | | |
|---------------|-----------|----------|----------|----------|----------|----------|----------|----------|---------------|----------|----------|----------|----------|----------|----------|----------|
| | | | | TT | Solo | Asst. | No. | Yards | No. | Yards | LG | TD | PD | FF | FR | Yards |
| 2014 | Baltimore | 0 | 0 | | | | -- | -- | -- | -- | -- | -- | -- | -- | -- | -- |
| Totals | | 0 | 0 | 0 | 0 | 0 | 0 | 0 | 0 | 0 | 0 | 0 | 0 | 0 | 0 | 0 |



BALTIMORE
RAVENS

64

JOHN URSCHEL
GUARD/CENTER | 6-3 | 305

COLLEGE: Penn State HS: Canisius (Buffalo, NY)
BORN: 6/24/91, Winnipeg, Canada
EXP. (NFL/RAVENS): 2/2 GP/GS (PLAYOFFS): 27/10 (2/2)

KEY TRANSACTIONS:

- John Urschel was selected by the Ravens in the fifth round (175th overall) of the 2014 NFL Draft

CAREER HIGHLIGHTS:

- Played in all 16 games (seven starts at center) on an O-line that permitted the NFL's third-fewest sacks (24) and helped post a franchise-record 4,271 net passing yards (eighth in the NFL) in 2015...The Ravens also had the second-most total net yards (5,749) in team history
- Saw action in 11 games (three starts) as a rookie in 2014 for an offense that established franchise single-season records in yards (5,838) and points scored (409)
- Was part of an O-line that only allowed 19 sacks, second fewest in the NFL (2014)
- Helped QB Joe Flacco establish career highs in passing yards (3,986) and TD passes (27), completing 62.1% of his passes (344 of 5554) for a 91.0 QB rating (2014)
- Played in his first-career NFL game, starting at LG (Kelechi Osemele - knee) for an offense that gained 475 yards (306 passing and 169 rushing) and racked up 6 TDs in the 48-17 victory at TB (10/12/14)

2015 SEASON HIGHLIGHTS: (GP/GS: 16/7) Saw action in all 16 games (seven starts at center) on an offensive line that permitted the NFL's third-fewest sacks (24) and helped produce a single-season franchise-record 4,271 net passing yards (eighth in the league)...The Ravens also posted the second-most total net yards (5,749) in team history

- Made his seventh-straight start at center for an O-line that allowed just 1 sack and helped convert 12 of 20 (60%) third-down attempts in the **season finale at Cin. (1/3/16)**
- Started at center for an offensive line that helped generate 121 rushing yards, while also permitting just 1 sack, in the 20-17 victory in **game 15 vs. Pit. (12/27)**
- Started at center for an O-line that permitted just 1 sack against a Seattle pass rush that entered the contest ranked 11th in the NFL in sacks in **game 13 vs. Sea. (12/13)**
- Started at center for an offensive line that did not permit a sack and helped gain 104 rushing yards on 23 attempts (4.5 avg.) in the 33-27 victory in **game 11 at Cle. (11/30)**
- Registered his first-career start at center on an O-line that allowed just 1 sack (-7 yards) and helped generate 388 total net yards despite missing three starters – C Jeremy Zuttah, G Kelechi Osemele and T Eugene Monroe (left in the third quarter) – due to injury in the 16-13 victory in **game 10 vs. STL (11/22)**
- Subbed at center in the third quarter for an injured Jeremy Zuttah, helping the Ravens' offense produce 16 points and 195 total net yards in the second half of the 29-26 victory in **game 8 vs. SD (11/1)**
- Played on special teams in **games 1, 3-6 and 9**
- Saw action from scrimmage and on special teams in **games 2 at Oak. (9/20) and game 7 at Ari. (10/26)**

SECURITY DETAIL

Since 2014 (over a 32-game span), Baltimore's 43 sacks permitted rank as the NFL's fewest. Baltimore has allowed zero sacks in 10 games dating back to 2014, a mark that ties (Cin.) for the NFL's most.

ZERO SACKS ALLOWED / GAMES (Since 2014)

| | |
|--------------------|----|
| Baltimore Ravens | 10 |
| Cincinnati Bengals | 10 |
| New York Giants | 8 |
| Oakland Raiders | 7 |

NFL'S FEWEST SACKS ALLOWED (Since 2014)

| Rk. | Team | Sacks |
|-----|--------------------|-------|
| 1. | Baltimore Ravens | 43 |
| 2. | Cincinnati Bengals | 55 |
| | Arizona Cardinals | 55 |

MARC TRESTMAN ON URSCHEL

"He can really play three, four, maybe, five different positions. Certainly, he has the intelligence to play all of them. He's a very good football player and a guy that some people may say he's the sixth or the seventh [offensive lineman], but he's really a starter. Everybody who is up [on gameday] is really a starter, and we look at him that way. When he's in the game, we feel he has starting capability."

MATH MEETS FOOTBALL

John Urschel is an accomplished football player and also a well-rounded person off the field. In 2015, he co-authored a paper in the *Journal of Computational Mathematics* titled "A Cascadic Multigrid Algorithm for Computing the Fiedler Vector of Graph Laplacians" and includes "a cascadic multigrid algorithm for fast computation of the Fiedler vector of a graph Laplacian, namely, the eigenvector corresponding to the second smallest eigenvalue." He also wrote a well-received article in *The Players' Tribute* called "Why I Still Play Football," in response to the sudden retirement of 49ers LB Chris Borland.



BALTIMORE
RAVENS

71

RICK WAGNER
GUARD/TACKLE | 6-6 | 310

COLLEGE: Wisconsin HS: Nathan Hale (WI)
BORN: 10/21/89, West Allis, WI
EXP. (NFL/RAVENS): 3/3 GP/GS (PLAYOFFS): 47/33 (0/0)

KEY TRANSACTIONS:

- Rick Wagner was selected by the Ravens in the fifth round (168th overall) of the 2013 NFL Draft

2015 SEASON HIGHLIGHTS: (GP/GS: 16/16) Started all 16 games at RT for an O-line that permitted the NFL's third-fewest sacks (24) and helped produce a single-season franchise-record 4,271 net passing yards (eighth in the league)...The Ravens also posted the second-most total net yards (5,749) in team history...Wagner and Pro Bowl RG Marshal Yanda were the only Ravens linemen to start all 16 games

- Started at RT for an O-line that permitted just 1 sack against a Seattle pass rush that entered the contest ranked 11th in the NFL in sacks in **game 13 vs. Sea. (12/13)**
- Started at RT on an O-line that allowed just 1 sack (-7 yards) and helped generate 388 total net yards despite missing three starters – C Jeremy Zuttah, G Kelechi Osemele & T Eugene Monroe (left in the third quarter) – due to injury in the 16-13 victory in **game 10 vs. STL (11/22)**
- Helped block for an offense that generated 397 total net yards and converted 8 of 14 (57.1%) third-down attempts in **game 9 vs. Jax. (11/15)**...Protected QB Joe Flacco, who completed 34 of 45 passes for 316 yards and 3 TDs
- Started at RT and blocked for QB Joe Flacco, who completed 25 of 37 passes for 319 yards, 1 TD and a season-high 103.3 rating, in the 29-26 victory in **game 8 vs. SD (11/1)**...Helped clear a path for Flacco's 1-yard TD plunge, giving the Ravens a 26-23 fourth-quarter lead
- Started at RT for an offense that gained 181 rushing yards (5.8 avg.) and scored 3 rushing TDs for the 14th time in franchise history in **game 5 vs. Cle. (10/11)**...The Ravens rushed for 372 yards in Weeks 4 and 5 (186.0 ypg)
- Started at RT for an offense that produced 191 rushing yards in the 23-20 OT victory in **game 4 at Pit. (10/1)**... Helped block for RB Justin Forsett, rushed a career-high 27 times for 150 rushing yards (second most in his career)
- Started at RT for an offensive line that did not allow a sack and helped QB Joe Flacco produce 362 passing yards, including 186 to WR Steve Smith Sr., in **game 3 vs. Cin. (9/27)**...Smith Sr.'s 186 receiving yards rank third in his career and third all time in franchise history
- Started at RT and played every snap for an offense that gained the sixth-most net yards (493) in franchise history in **game 2 at Oak. (9/20)**...Helped protect QB Joe Flacco, who completed 32 of 45 passes for 2 TDs and 384 yards

CAREER HIGHLIGHTS:

- Started all 16 games at RT for an O-line that permitted the NFL's third-fewest sacks (24) and helped produce a single-season franchise-record 4,271 net passing yards (eighth in the league) in 2015...The Ravens also posted the second-most total net yards (5,749) in team history
- In 2014, Wagner started 15 games at RT for an offense that established franchise single-season records in yards (5,838) and points scored (409), before being placed on Injured Reserve (foot) on 12/23/14 (missed the final regular season game and both postseason contests)...Helped QB Joe Flacco establish career highs in passing yards (3,986) and TD passes (27), completing 62.1% of his passes (344 of 554) for a 91.0 QB rating...Part of an O-line that only allowed 19 sacks, the second fewest in the NFL (2014)
- Started at RT for an offense that gained 475 yards (306 passing and 169 rushing) and racked up 6 TDs in the 48-17 victory at TB (10/12/14)...Helped protect QB Joe Flacco, allowing him to complete 75% of his passes (21 of 28) for 306 yards and a franchise-record-tying 5 TDs for a Ravens' record 149.7 QB rating against the Buccaneers... Also helped pave the way for RB Justin Forsett to rush for his third-career 100-yard game (finishing with 111 yards on 14 rushes for a 7.9 avg.)
- Started his first-career game at RT and helped protect QB Joe Flacco, allowing him to set career highs in passing attempts (62 - tied), completions (35) and long pass (80 yards), as well as opening holes, allowing the Ravens to average 4.7 yards per carry vs. Cin. (9/7/14)

MMQB'S ANDY BENOIT ON THE O-LINE

"[Justin] Forsett has a near-perfect zone-oriented front five paving his way. It starts with center Jeremy Zuttah, who at 300 pounds masks his so, so raw strength with good quickness, both off the snap and in his immediate subsequent steps. When Zuttah gets movement, the rest of the line follows. Flanking the eighth-year center is the league's best guard duo, Kelechi Osemele on the left and All-Pro Marshal Yanda on the right. On the edges, Eugene Monroe is sturdy at left tackle, and 2013 fifth-rounder Rick Wagner is fast becoming a premier right tackle."

SECURITY DETAIL

Since 2014 (over a 32-game span), Baltimore's 43 sacks permitted rank as the NFL's fewest. Baltimore has allowed zero sacks in 10 games dating back to 2014, a mark that ties (Cin.) for the NFL's most.

NFL'S FEWEST SACKS ALLOWED (Since 2014)

| Rk. | Team | Sacks |
|-----|--------------------|-------|
| 1. | Baltimore Ravens | 43 |
| 2. | Cincinnati Bengals | 55 |
| | Arizona Cardinals | 55 |

ZERO SACKS ALLOWED / GAMES (Since 2014)

| | |
|--------------------|----|
| Baltimore Ravens | 10 |
| Cincinnati Bengals | 10 |
| New York Giants | 8 |
| Oakland Raiders | 7 |



BALTIMORE
RAVENS

25

TRAY WALKER
CORNERBACK | 6-2 | 199

COLLEGE: Texas Southern **HS:** Miami Northwestern (Miami, FL)
BORN: 8/5/92, Miami, FL
EXP. (NFL/RAVENS): Rookie **GP/GS (PLAYOFFS):** 8/0 (0/0)

2015 SEASON HIGHLIGHTS: Tabbed 1 solo tackle from scrimmage in eight games, but competed mostly on special teams throughout the season

- Was a gameday inactive in the **season finale at Cin. (1/3/16)**
- Saw action on special teams in the 20-17 victory in **game 15 vs. Pit. (12/27)** and **game 14 vs. KC (12/20)**
- Was a gameday inactive in **games 11-13**
- Played on special teams in the 16-13 victory in **game 10 vs. STL (11/22)**
- Was inactive (concussion) in **game 9 vs. Jax. (11/15)** and the 29-26 victory in **game 8 vs. SD (11/1)**
- Competed on special teams in **game 7 at Ari. (10/26)** and **game 6 at SF (10/18)**...Posted 1 ST stop against the 49ers
- Competed from scrimmage for the first time in his career, notching 1 solo stop, in **game 5 vs. Cle. (10/11)**
- Was a gameday inactive in the 23-20 OT victory in **game 4 at Pit. (10/1)** and **game 3 vs. Cin. (9/27)**
- Saw action on special teams in **game 2 at Oak. (9/20)** and in his NFL debut in the **season opener at Den. (9/13)**

KEY TRANSACTIONS:

- Tray Walker was selected by the Ravens in the fourth round (136th overall) of the 2015 NFL Draft
- Walker was the third of three Ravens' picks in the fourth round (OLB Za'Darius Smith – 122nd overall and RB Javorius Allen – 125th overall)

CAREER HIGHLIGHTS:

- Tabbed 1 solo tackle from scrimmage in eight games as a rookie in 2015...Competed mostly on special teams throughout the season
- Saw his first-career action from scrimmage, posting 1 solo stop, vs. Cle. (10/11)

2015

GAME-BY-GAME DEFENSE

RAVENS

| Date/Opp. | TT | Solo | Asst. | Sacks | INT | PD | FF | FR |
|----------------|----------|----------|----------|-----------------------------|------------|----------|----------|----------|
| 9/13 @ Den. | | | | | | | | |
| | | | | SAW ACTION ON SPECIAL TEAMS | | | | |
| 9/20 @ Oak | | | | | | | | |
| | | | | SAW ACTION ON SPECIAL TEAMS | | | | |
| 9/27 vs. Cin. | | | | | | | | |
| | | | | INACTIVE | | | | |
| 10/1 @ Pit. | | | | | | | | |
| | | | | INACTIVE | | | | |
| 10/11 vs. Cle. | 1 | 1 | 0 | 0-0 | 0-0 | 0 | 0 | 0 |
| 10/18 @ SF | | | | | | | | |
| | | | | SAW ACTION ON SPECIAL TEAMS | | | | |
| 10/26 @ Ari. | | | | | | | | |
| | | | | SAW ACTION ON SPECIAL TEAMS | | | | |
| 11/1 vs. SD | | | | | | | | |
| | | | | INACTIVE - CONCUSSION | | | | |
| 11/15 vs. Jax. | | | | | | | | |
| | | | | INACTIVE | | | | |
| 11/22 vs. STL | | | | | | | | |
| | | | | SAW ACTION ON SPECIAL TEAMS | | | | |
| 11/30 @ Cle. | | | | | | | | |
| | | | | INACTIVE | | | | |
| 12/6 @ Mia. | | | | | | | | |
| | | | | INACTIVE | | | | |
| 12/13 vs. Sea. | | | | | | | | |
| | | | | INACTIVE | | | | |
| 12/20 vs. KC | | | | | | | | |
| | | | | SAW ACTION ON SPECIAL TEAMS | | | | |
| 12/27 vs. Pit. | | | | | | | | |
| | | | | SAW ACTION ON SPECIAL TEAMS | | | | |
| 1/3/16 @ Cin. | | | | | | | | |
| | | | | INACTIVE | | | | |
| Totals | 1 | 1 | 0 | 0-0 | 0-0 | 0 | 0 | 0 |

REGULAR SEASON

| Year | Team | GP | GS | TACKLES | | | SACKS | | INTERCEPTIONS | | | FUMBLES | | | | | |
|---------------|-----------|----------|----------|----------|----------|----------|------------|------------|---------------|----------|----------|----------|----------|----------|----------|----------|----------|
| | | | | TT | Solo | Asst. | No. | Yards | No. | Yards | LG | TD | PD | FF | FR | Yards | |
| 2015 | Baltimore | 8 | 0 | 1 | 1 | 0 | 0.0 | 0.0 | 0 | 0 | 0 | 0 | 0 | 0 | 0 | 0 | 0 |
| Totals | | 8 | 0 | 1 | 1 | 0 | 0.0 | 0.0 | 0 | 0 | 0 | 0 | 0 | 0 | 0 | 0 | 0 |

SPECIAL TEAMS TACKLES (1): 2015 (1)

CAREER SINGLE-GAME HIGHS (REGULAR SEASON)

| | | |
|--|---------------------------------|-----------------------------------|
| Total Tackles: 1 (10/11/15 vs. Cle.) | INTs: None | Forced Fumbles: None |
| Solo Tackles: 1 (10/11/15 vs. Cle.) | Passes Defensed: None | Fumble Recoveries: None |
| Sacks: None | | |



BALTIMORE
RAVENS

12

DARREN WALLER
WIDE RECEIVER | 6-6 | 245

COLLEGE: Georgia Tech HS: North Cobb (Kennesaw, GA)
BORN: 9/13/92, Landover, MD
EXP. (NFL/RAVENS): Rookie GP/GS (PLAYOFFS): 6/1 (0/0)

KEY TRANSACTIONS:

- Darren Waller was placed on Injured Reserve (hamstring) on 10/28/15
- Selected by the Ravens in the sixth round (204th overall) of the 2015 NFL Draft

CAREER HIGHLIGHTS:

- Recorded 18 yards on 2 receptions and 3 special teams tackles in six games before being placed on Injured Reserve (hamstring) as a rookie
- Secured his first-career reception for 17 yards at Pit. (10/1/15)
- Competed on special teams in his NFL debut at Den. (9/13/15)

2015 SEASON HIGHLIGHTS: Registered 18 yards on 2 receptions and 3 special teams tackles before being placed on Injured Reserve (hamstring) on 10/28

- Competed on special teams in **game 7 at Ari. (10/26)**
- Made his first-career start, securing 1 reception (1 yard), before leaving the game to undergo concussion protocol in **game 5 vs. Cle. (10/11)**
- Secured a 17-yard reception, his first-career catch, for an offense that scored 16 unanswered points and produced 356 total net yards in the 23-20 come-from-behind, overtime victory in **game 4 at Pit. (10/1)**
- Produced 2 special teams tackles in **game 3 vs. Cin. (9/27)**
- Was targeted twice and recorded 1 special teams tackle in **game 2 at Oak. (9/20)**
- Saw action on special teams in his NFL debut in the **season opener at Den. (9/13)**

2015

GAME-BY-GAME OFFENSE

| RAVENS Date/Opp. | RECEIVING | | | | | RUSHING | | | | |
|---------------------|-----------------------------|-----------|------------|-----------|----------|----------|----------|------------|----------|----------|
| | No. | Yds. | Avg. | LG | TD | No. | Yds. | Avg. | LG | TD |
| 9/13 @ Den. | SAW ACTION ON SPECIAL TEAMS | | | | | -- | -- | -- | -- | -- |
| 9/20 @ Oak. | 0 | 0 | 0.0 | 0 | 0 | 0 | 0 | 0.0 | 0 | 0 |
| 9/27 vs. Cin. | SAW ACTION ON SPECIAL TEAMS | | | | | -- | -- | -- | -- | -- |
| 10/1 @ Pit. | 1 | 17 | 17.0 | 17 | 0 | 0 | 0 | 0.0 | 0 | 0 |
| 10/11 vs. Cle. | 1 | 1 | 1.0 | 1 | 0 | 0 | 0 | 0.0 | 0 | 0 |
| 10/18 @ SF | INACTIVE - CONCUSSION | | | | | -- | -- | -- | -- | -- |
| 10/26 @ Ari. | SAW ACTION ON SPECIAL TEAMS | | | | | -- | -- | -- | -- | -- |
| 11/1 vs. SD | INJURED RESERVE - HAMSTRING | | | | | -- | -- | -- | -- | -- |
| 11/15 vs. Jax. | INJURED RESERVE - HAMSTRING | | | | | -- | -- | -- | -- | -- |
| 11/22 vs. STL | INJURED RESERVE - HAMSTRING | | | | | -- | -- | -- | -- | -- |
| 11/30 @ Cle. | INJURED RESERVE - HAMSTRING | | | | | -- | -- | -- | -- | -- |
| 12/6 @ Mia. | INJURED RESERVE - HAMSTRING | | | | | -- | -- | -- | -- | -- |
| 12/13 vs. Sea. | INJURED RESERVE - HAMSTRING | | | | | -- | -- | -- | -- | -- |
| 12/20 vs. KC | INJURED RESERVE - HAMSTRING | | | | | -- | -- | -- | -- | -- |
| 12/27 vs. Pit. | INJURED RESERVE - HAMSTRING | | | | | -- | -- | -- | -- | -- |
| 1/3/16 @ Cin. | INJURED RESERVE - HAMSTRING | | | | | -- | -- | -- | -- | -- |
| Totals | 2 | 18 | 9.0 | 17 | 0 | 0 | 0 | 0.0 | 0 | 0 |

REGULAR SEASON

| Year | Team | GP | GS | RECEIVING | | | | | RUSHING | | | | |
|---------------|-----------|----------|----------|-----------|-----------|------------|-----------|----------|----------|----------|------------|----------|----------|
| | | | | No. | Yards | Avg. | LG | TD | No. | Yards | Avg. | LG | TD |
| 2015 | Baltimore | 6 | 1 | 2 | 18 | 9.0 | 17 | 0 | 0 | 0 | 0.0 | 0 | 0 |
| Totals | | 6 | 1 | 2 | 18 | 9.0 | 17 | 0 | 0 | 0 | 0.0 | 0 | 0 |

SPECIAL TEAMS TACKLES (3): 2015 (3)

CAREER SINGLE-GAME HIGHS (REGULAR SEASON)

RECEIVING

Receptions: 1 2 times (last: 10/11/15 vs. Cle.)
Yardage: 17 (10/1/15 at Pit.)

Long Gain: 17 (10/1/15 at Pit.)
Touchdowns: None

RUSHING

Carries: None
Yardage: None
Touchdowns: None



BALTIMORE
RAVENS

21

LARDARIUS WEBB

CORNERBACK/RETURN SPECIALIST | 5-10 | 182

COLLEGE: Nicholls State HS: Beauregard (Opelika, AL)

BORN: 10/12/85, Opelika, AL

EXP. (NFL/RAVENS): 7/7 GP/GS (PLAYOFFS): 95/67 (6/4)

2015 SEASON HIGHLIGHTS: Totaled 54 tackles (48 solo), 1 INT and a team-high 11 PD for the NFL's eighth-ranked defense (337.4 ypg), which finished No. 2 overall (291.1 ypg) and No. 1 vs. the pass (183.3 ypg) over the season's final eight games

- Notched 3 solo stops and 1 PD for a defense that allowed just 198 net passing yards (Pittsburgh's sixth fewest of the season) and snapped the Steelers' streak of six-straight 30-point performances in the 20-17 victory in **game 15 vs. Pit. (12/27)**
- Played every snap, notching 1 solo tackle, for a defense that allowed a season-low 8 first downs, held Miami to 30.8% (4 of 13) on third down and permitted just 86 yards on 9-of-19 passing (47.4%) in **game 12 at Mia. (12/6)**
- Tied a game high with 7 tackles (all solo), adding 1 PD, in the 33-27 victory in **game 11 at Cle. (11/30)**
- Tallied 1 PD for a defense that held the Rams to 131 net passing yards and 23% (3-13) on third down in the 16-13 victory in **game 10 vs. STL (11/22)**
- Intercepted a QB Blake Bortles pass at the Jacksonville 29-yard line, setting up a Ravens' TD two plays later, in **game 9 vs. Jax. (11/15)**... Also recorded 5 solo tackles
- Recorded a season-high 7 tackles (6 solo) in the 29-26 victory in **game 8 vs. SD (11/1)**
- Posted 5 tackles (4 solo), helping limit the Steelers to 96 net passing yards and a 3.2 yards-per-pass average in the 23-20 OT victory in **game 4 at Pit. (10/1)**
- Produced 5 solo tackles and a game-high-tying and season-best 3 PD in **game 2 at Oak. (9/20)**
- Started and recorded 3 solo tackles for a defense that did not allow a TD and held the Broncos to just 150 net passing yards in the **season opener at Den. (9/13)**

KEY TRANSACTIONS:

- Lardarius Webb re-signed with the Ravens (six-year contract) on 4/6/12
- Was originally selected by the Ravens in the third round (88th overall) of the 2009 NFL Draft

CAREER HONORS:

- *USA Today's* All-Joe Team (players who are critical to their team, but don't receive the Pro Bowl nod) in 2011 and 2013
- Earned the team's Ed Block Courage Award in 2014 after returning from an ACL injury

CAREER HIGHLIGHTS:

- Since his team-leading and then-career-high 20 PD in 2011 (tied for fourth most in the NFL that season), Webb ranks No. 5 in the league with 67 pass breakups
- Posted 5 INTs (tied for third in the AFC and eighth in the NFL) in 2011
- Recorded a team- and career-high 22 PD, which ranked as the second-most in the NFL in 2013
- Tallied a career-high 6 PD vs. Cin. (11/10/13)
- Scored his first-career PR-TD on a career-long 68-yarder at Cle. (12/4/11)
- Scored his first-career INT-TD on a 73-yard INT return vs. NYJ (10/2/11)
- Recorded his first-career INT (returned for 32 yards) vs. Mia. (11/7/10)
- Recorded 35 KORs for 918 yards (26.2 avg.), including a 95-yard TD, in 2009

2015

GAME-BY-GAME DEFENSE

RAVENS

| Date/Opp. | TT | Solo | Asst. | Sacks | INT | PD | FF | FR |
|----------------|------------------|-----------|----------|------------|------------|-----------|----------|----------|
| 9/13 @ Den. | 3 | 3 | 0 | 0-0 | 0-0 | 0 | 0 | 0 |
| 9/20 @ Oak. | 5 | 5 | 0 | 0-0 | 0-0 | 3 | 0 | 0 |
| 9/27 vs. Cin. | 5 | 3 | 2 | 0-0 | 0-0 | 1 | 0 | 0 |
| 10/1 @ Pit. | 5 | 4 | 1 | 0-0 | 0-0 | 0 | 0 | 0 |
| 10/11 vs. Cle. | 1 | 1 | 0 | 0-0 | 0-0 | 1 | 0 | 0 |
| 10/18 @ SF | INACTIVE - THIGH | | | | | | | |
| 10/26 @ Ari. | 2 | 2 | 0 | 0-0 | 0-0 | 0 | 0 | 0 |
| 11/1 vs. SD | 7 | 6 | 1 | 0-0 | 0-0 | 0 | 0 | 0 |
| 11/15 vs. Jax. | 5 | 5 | 0 | 0-0 | 1-3 | 1 | 0 | 0 |
| 11/22 vs. STL | 0 | 0 | 0 | 0-0 | 0-0 | 1 | 0 | 0 |
| 11/30 @ Cle. | 7 | 7 | 0 | 0-0 | 0-0 | 1 | 0 | 0 |
| 12/6 @ Mia. | 1 | 1 | 0 | 0-0 | 0-0 | 0 | 0 | 0 |
| 12/13 vs. Sea. | 5 | 4 | 1 | 0-0 | 0-0 | 1 | 0 | 0 |
| 12/20 vs. KC | 3 | 3 | 0 | 0-0 | 0-0 | 0 | 0 | 0 |
| 12/27 vs. Pit. | 3 | 3 | 0 | 0-0 | 0-0 | 1 | 0 | 0 |
| 1/3/16 @ Cin. | 2 | 1 | 1 | 0-0 | 0-0 | 1 | 0 | 0 |
| Totals | 54 | 48 | 6 | 0-0 | 1-3 | 11 | 0 | 0 |

2015

GAME-BY-GAME RETURNS

RAVENS

| Date/Opp. | KICKOFF RETURNS | | | | | PUNT RETURNS | | | | | |
|----------------|------------------|----------|------------|----------|----------|--------------|----------|-----------|------------|----------|----------|
| | No. | Yds. | Avg. | LG | TD | No. | FC | Yds. | Avg. | LG | TD |
| 9/13 @ Den. | 0 | 0 | 0.0 | 0 | 0 | 0 | 0 | 0 | 0.0 | 0 | 0 |
| 9/20 @ Oak. | 0 | 0 | 0.0 | 0 | 0 | 0 | 0 | 0 | 0.0 | 0 | 0 |
| 9/27 vs. Cin. | 0 | 0 | 0.0 | 0 | 0 | 0 | 0 | 0 | 0.0 | 0 | 0 |
| 10/1 @ Pit. | 0 | 0 | 0.0 | 0 | 0 | 0 | 1 | 0 | 0.0 | 0 | 0 |
| 10/11 vs. Cle. | 0 | 0 | 0.0 | 0 | 0 | 1 | 0 | 9 | 9.0 | 9 | 0 |
| 10/18 @ SF | INACTIVE - THIGH | | | | | | | | | | |
| 10/26 @ Ari. | 0 | 0 | 0.0 | 0 | 0 | 0 | 0 | 0 | 0.0 | 0 | 0 |
| 11/1 vs. SD | 0 | 0 | 0.0 | 0 | 0 | 0 | 0 | 0 | 0.0 | 0 | 0 |
| 11/15 vs. Jax. | 0 | 0 | 0.0 | 0 | 0 | 0 | 0 | 0 | 0.0 | 0 | 0 |
| 11/22 vs. STL | 0 | 0 | 0.0 | 0 | 0 | 0 | 1 | 0 | 0.0 | 0 | 0 |
| 11/30 @ Cle. | 0 | 0 | 0.0 | 0 | 0 | 0 | 0 | 0 | 0.0 | 0 | 0 |
| 12/6 @ Mia. | 0 | 0 | 0.0 | 0 | 0 | 1 | 0 | 7 | 7.0 | 7 | 0 |
| 12/13 vs. Sea. | 0 | 0 | 0.0 | 0 | 0 | 0 | 0 | 0 | 0.0 | 0 | 0 |
| 12/20 vs. KC | 0 | 0 | 0.0 | 0 | 0 | 0 | 1 | 0 | 0.0 | 0 | 0 |
| 12/27 vs. Pit. | 0 | 0 | 0.0 | 0 | 0 | 0 | 0 | 0 | 0.0 | 0 | 0 |
| 1/3/16 @ Cin. | 0 | 0 | 0.0 | 0 | 0 | 0 | 0 | 0 | 0.0 | 0 | 0 |
| Totals | 0 | 0 | 0.0 | 0 | 0 | 2 | 3 | 16 | 8.0 | 9 | 0 |



21 LARDARIUS WEBB

REGULAR SEASON

| Year | Team | GP | GS | TACKLES | | | SACKS | | INTERCEPTIONS | | | | | FUMBLES | | |
|---------------|-----------|-----------|-----------|------------|------------|-----------|------------|------------|---------------|------------|------------|----------|-----------|----------|----------|----------|
| | | | | TT | Solo | Asst. | No. | Yards | No. | Yards | LG | TD | PD | FF | FR | Yards |
| 2009 | Baltimore | 14 | 4 | 36 | 25 | 11 | 1.0 | 4.0 | 0 | 0 | 0 | 0 | 6 | 0 | 0 | 0 |
| 2010 | Baltimore | 15 | 0 | 60 | 56 | 4 | 0.0 | 0.0 | 2 | 32 | 32 | 0 | 11 | 0 | 1 | 0 |
| 2011 | Baltimore | 16 | 15 | 68 | 55 | 13 | 1.0 | 5.5 | *5 | *81 | 73t | 1 | *20 | 1 | 0 | 0 |
| 2012 | Baltimore | 6 | 6 | 25 | 24 | 1 | 0.0 | 0.0 | 1 | 8 | 8 | 0 | 6 | 1 | 1 | 0 |
| 2013 | Baltimore | 16 | 16 | 74 | *63 | 11 | 0.0 | 0.0 | 2 | 19 | 19 | 0 | *22 | 0 | 0 | 0 |
| 2014 | Baltimore | 13 | 11 | 46 | 36 | 10 | 0.0 | 0.0 | 1 | 0 | 0 | 0 | 8 | 0 | 0 | 0 |
| 2015 | Baltimore | 15 | 15 | 54 | 48 | 6 | 0.0 | 0.0 | 1 | 3 | 3 | 0 | *11 | 0 | 0 | 0 |
| Totals | | 95 | 67 | 363 | 307 | 56 | 2.0 | 9.5 | 12 | 143 | 73t | 1 | 84 | 2 | 2 | 0 |

*LED TEAM

SPECIAL TEAMS TACKLES (12): 2009 (11); 2014 (1)

CAREER SINGLE-GAME HIGHS (REGULAR SEASON)

Total Tackles:

11 (9/11/11 vs. Pit.)

Solo Tackles:

9 3 times (last: 9/18/11 at Ten.)

Sacks:

1 (11/16/09 at Cle.)

INTs:

1 12 times (last: 11/15/15 vs Jax.)

Passes Defensed:

6 (11/10/13 vs. Cin.)

Forced Fumbles:

1 2 times (last: 9/16/12 at Phi.)

Fumble Recoveries:

1 2 times (last: 9/10/12 vs. Cin.)

REGULAR SEASON

| Year | Team | GP | GS | KICKOFF RETURNS | | | | | PUNT RETURNS | | | | | |
|---------------|-----------|-----------|-----------|-----------------|------------|-------------|------------|----------|--------------|-----------|------------|------------|------------|----------|
| | | | | No. | Yards | Avg. | LG | TD | No. | FC | Yards | Avg. | LG | TD |
| 2009 | Baltimore | 14 | 4 | 35 | 918 | 26.2 | 95t | 1 | 0 | 0 | -1 | -1.0 | -1 | 0 |
| 2010 | Baltimore | 15 | 0 | 0 | 0 | 0.0 | 0 | 0 | 21 | 12 | 199 | 9.5 | 35 | 0 |
| 2011 | Baltimore | 16 | 15 | 2 | 59 | 29.5 | 37 | 0 | 30 | 20 | 301 | 10.0 | 68t | 1 |
| 2012 | Baltimore | 6 | 6 | 0 | 0 | 0.0 | 0 | 0 | 1 | 5 | 9 | 9.0 | 9 | 0 |
| 2013 | Baltimore | 16 | 16 | 0 | 0 | 0.0 | 0 | 0 | 1 | 7 | 13 | 13.0 | 13 | 0 |
| 2014 | Baltimore | 13 | 11 | 0 | 0 | 0.0 | 0 | 0 | 0 | 5 | 0 | 0.0 | 0 | 0 |
| 2015 | Baltimore | 15 | 15 | 0 | 0 | 0.0 | 0 | 0 | 2 | 3 | 16 | 8.0 | 9 | 0 |
| Totals | | 95 | 67 | 37 | 977 | 26.4 | 95t | 1 | 55 | 52 | 537 | 9.8 | 68t | 1 |

POSTSEASON

| Year | Team | GP | GS | TACKLES | | | SACKS | | INTERCEPTIONS | | | | | FUMBLES | | |
|---------------|-----------|----------|----------|------------------------|-----------|----------|------------|------------|---------------|----------|----------|----------|----------|----------|----------|----------|
| | | | | TT | Solo | Asst. | No. | Yards | No. | Yards | LG | TD | PD | FF | FR | Yards |
| 2009 | Baltimore | -- | -- | INJURED RESERVE - KNEE | | | -- | -- | -- | -- | -- | -- | -- | -- | -- | -- |
| 2010 | Baltimore | 2 | 0 | 5 | 5 | 0 | 0.0 | 0.0 | 0 | 0 | 0 | 0 | 0 | 0 | 0 | 0 |
| 2011 | Baltimore | 2 | 2 | 10 | 8 | 2 | 0.0 | 0.0 | 3 | 1 | 1 | 0 | 5 | 0 | 0 | 0 |
| 2012 | Baltimore | -- | -- | INJURED RESERVE - KNEE | | | -- | -- | -- | -- | -- | -- | -- | -- | -- | -- |
| 2014 | Baltimore | 2 | 2 | 9 | 8 | 1 | 0.0 | 0.0 | 0 | 0 | 0 | 0 | 0 | 0 | 0 | 0 |
| Totals | | 6 | 4 | 24 | 21 | 3 | 0.0 | 0.0 | 3 | 1 | 1 | 0 | 5 | 0 | 0 | 0 |

CAUGHT IN THE WEBB

Since his team-leading and then-career-high 20 PD in 2011 (tied for fourth most in the NFL that season), **CB Lardarius Webb** ranks No. 5 in the league with 67 pass breakups.

NFL'S PASSES DEFENSED (2011 Season)

1. Brandon Browner (Sea.) . . . 23
2. Tramon Williams (GB) 22
3. Darrelle Revis (NYJ) 21
4. **Lardarius Webb (Bal.) . . . 20**
Brandon Flowers (KC) 20
6. Joe Haden (Cle.) 19

NFL'S PASSES DEFENSED (Since 2011)

1. Richard Sherman (Sea.) . . . 79
2. Johnathan Joseph (Hou.) . . 74
3. Tramon Williams (Cle.) . . . 72
4. Joe Haden (Cle.) 71
5. **Lardarius Webb (Bal.) . . . 67**
6. Aqib Talib (Den.) 64

JOHN HARBAUGH ON WEBB

"This guy has done nothing but compete and bust his tail and overcome adversity since he has been here. . . . When we put him inside at nickel or put him at safety, he has played really, really well. He still has ball skills, he still has [quick] feet, and he still has change-of-direction quickness."

ED BLOCK COURAGE AWARD

The Ed Block Courage Award annually honors a player from each NFL team who exemplifies a commitment to the principles of sportsmanship and courage. The winners are selected for courageous effort, as well as individual performance. Voting is conducted by each team's players. The award recipient also symbolizes professionalism, great strength and dedication. The award is named after the late Baltimore Colts' trainer Ed Block.

RAVENS ED BLOCK WINNERS

- | | |
|-----------------------------|---------------------------------|
| 1996 - DE Anthony Pleasant | 2006 - DB Corey Ivy |
| 1997 - C Wally Williams | 2007 - CB Samari Rolle |
| 1998 - S Stevon Moore | 2008 - S Ed Reed |
| 1999 - OLB Peter Boulware | 2009 - S Dawan Landry |
| 2000 - S Anthony Poindexter | 2010 - WR Donte' Stallworth |
| 2001 - S Corey Harris | 2011 - LS Morgan Cox |
| 2002 - T Ethan Brooks | 2012 - OLB Terrell Suggs |
| 2003 - DE Marques Douglas | 2013 - LB Jameel McClain |
| 2004 - T Orlando Brown | 2014 - CB Lardarius Webb |
| 2005 - CB Dale Carter | 2015 - TE Dennis Pitta |



BALTIMORE
RAVENS

77

DE'ONDRE WESLEY

GUARD/TACKLE | 6-6 | 326

COLLEGE: BYU HS: Deer Valley (Antioch, CA)

BORN: 7/28/92, Pleasant Hill, CA

EXP. (NFL/RAVENS): Rookie GP/GS (PLAYOFFS): 7/0 (0/0)

KEY TRANSACTIONS:

- De'ondre Wesley was elevated to the Ravens' 53-man roster on 10/28/15
- Signed to Baltimore's practice squad on 9/6/15 after being waived by the team on 9/1/15
- Originally signed with the Ravens as a rookie free agent on 5/7/15

2015 SEASON HIGHLIGHTS: (GP/GS: 7/0) Saw action mostly on special teams in seven games, but also competed from scrimmage (6 snaps at RT) in one of those contests

- Saw action on special teams in **games 13-16**
- Competed from scrimmage (6 snaps at RT) and on special teams in **game 12 at Mia. (12/6)**
- Played on special teams in the 33-27 victory in **game 11 at Cle. (11/30)** and his NFL debut in the 16-13 victory in **game 10 vs. STL (11/22)**
- Was a gameday inactive in **game 9 vs. Jax. (11/15)** and the 29-26 victory in **game 8 vs. SD (11/1)** after being elevated to the 53-man roster on 10/28...Was a member of Baltimore's practice squad for the first seven games of the season

COLLEGE HONORS:

- First-team All-Independent by *CollegeSportsMadness.com* (2014)
- All-Big 8 while at Diablo Valley CC (2012)

COLLEGE HIGHLIGHTS:

- Played in 25 games (22 starts) at RT for BYU after transferring from Diablo Valley (Pleasant Hill, CA) CC
- Started all 13 games on a Cougars' O-line that helped the offense average 181.8 yards rushing, 278.7 yards passing and 37.1 points per game – more points than any previous BYU attack since 2001 – as a senior in 2014
- Helped BYU achieve its 10th-straight bowl invitation with an 8-5 overall record in 2014
- Played 12 games (nine starts) at RT for the nation's 10th-ranked rushing offense (267.3 ypg) and 14th-overall attack (493.6 ypg) as a junior in 2013
- Helped the Cougars post an 8-5 record and averaged 30.2 points per game in 2013
- Played in 10 games as a sophomore at Diablo Valley CC in 2012, helping lead the Vikings to a 7-4 record





BALTIMORE
RAVENS

27

TERRANCE WEST

RUNNING BACK | 5-10 | 225

COLLEGE: Towson HS: Northwestern (Baltimore, MD)
 BORN: 1/28/91, Fort Lauderdale, FL
 EXP. (NFL/RAVENS): 2/1 GP/GS (PLAYOFFS): 22/6 (0/0)

KEY TRANSACTIONS:

- Terrance West was elevated to Baltimore's 53-man roster from the practice squad on 11/18/15
- Signed to Baltimore's practice squad on 11/10/15
- Originally selected by Cleveland in the third round (94th overall) of the 2014 NFL Draft

CAREER HIGHLIGHTS:

- Led the Browns with 171 carries and 673 rushing yards (fourth among NFL rookies) in 2014
- Rushed for a career-high 100 yards on 16 carries (6.3 avg.) at Pit. on 9/7/14, becoming the first rookie in Browns history to reach the century mark in an NFL debut since Larry Mason (1987)
- Paired with Isaiah Crowell (607) to become the NFL's first rookie duo since 1967 to each gain 600 rushing yards in a season

2015 SEASON HIGHLIGHTS:

- Completed in six games for the Ravens, gaining 180 yards on 46 carries (3.9 avg.) and 21 yards on 4 receptions (5.3 avg.) for the league's No. 8 passing attack (266.9 ypg), which gained a single-season franchise-record 4,271 net passing yards...Rushed for 51 yards on 16 carries (3.2 avg.) in two games with the Titans...Was a gameday inactive in six games (3-8) before being released by Tennessee on 11/7
- Gained 44 rushing yards on 14 carries for an offense that produced 386 net yards and converted 9 of 18 third-down attempts in the 20-17 victory in **game 15 vs. Pit. (12/27)**
- Posted 46 scrimmage yards, 35 on 7 carries and 11 on 2 receptions, in **game 14 vs. KC (12/20)**
- Recorded 31 rushing yards on 8 carries (3.9 avg.) and a 5-yard reception in **game 12 at Mia. (12/6)**
- Made his Ravens debut, carrying the ball 7 times for 37 rushing yards (5.3 avg.), in the 33-27 victory in **game 11 at Cle. (11/30)**
- Was a gameday inactive in **game 10 vs. STL (11/22)**

2015

GAME-BY-GAME OFFENSE

| Date/Opp. | TITANS/RAVENS RUSHING | | | | | RECEIVING | | | | |
|-----------------------|---------------------------|------------|------------|-----------|----------|-----------|-----------|------------|----------|----------|
| | No. | Yds. | Avg. | LG | TD | No. | Yds. | Avg. | LG | TD |
| WITH TENNESSEE | | | | | | | | | | |
| 9/13 @ TB | 13 | 41 | 3.2 | 12 | 0 | 0 | 0 | 0.0 | 0 | 0 |
| 9/20 @ Cle. | 3 | 10 | 3.3 | 4 | 0 | 0 | 0 | 0.0 | 0 | 0 |
| 9/27 vs. Ind. | INACTIVE | | | | | -- | -- | -- | -- | -- |
| 10/11 vs. Buf. | INACTIVE | | | | | -- | -- | -- | -- | -- |
| 10/18 vs. Mia. | INACTIVE | | | | | -- | -- | -- | -- | -- |
| 10/25 vs. Atl. | INACTIVE | | | | | -- | -- | -- | -- | -- |
| 11/1 @ Hou. | INACTIVE | | | | | -- | -- | -- | -- | -- |
| 11/8 @ NO | NOT ON RAVENS' ROSTER | | | | | | | | | |
| WITH BALTIMORE | | | | | | | | | | |
| 11/15 vs. Jax. | ON RAVENS' PRACTICE SQUAD | | | | | | | | | |
| 11/22 vs. STL | INACTIVE | | | | | -- | -- | -- | -- | -- |
| 11/30 @ Cle. | 7 | 37 | 5.3 | 16 | 0 | 0 | 0 | 0.0 | 0 | 0 |
| 12/6 @ Mia. | 8 | 31 | 3.9 | 8 | 0 | 1 | 5 | 5.0 | 5 | 0 |
| 12/13 vs. Sea. | 5 | 16 | 3.2 | 17 | 0 | 0 | 0 | 0.0 | 0 | 0 |
| 12/20 vs. KC | 7 | 35 | 5.0 | 12 | 0 | 2 | 11 | 5.5 | 8 | 0 |
| 12/27 vs. Pit. | 14 | 44 | 3.1 | 15 | 0 | 0 | 0 | 0.0 | 0 | 0 |
| 1/3/16 @ Cin. | 5 | 17 | 3.4 | 7 | 0 | 1 | 5 | 5.0 | 5 | 0 |
| Totals | 62 | 231 | 3.7 | 17 | 0 | 4 | 21 | 5.3 | 8 | 0 |

REGULAR SEASON

| Year | Team | GP | GS | RUSHING | | | | | RECEIVING | | | | |
|---------------|------------|-----------|----------|------------|------------|------------|-----------|----------|-----------|-----------|------------|-----------|----------|
| | | | | No. | Yards | Avg. | LG | TD | No. | Yards | Avg. | LG | TD |
| 2014 | Cleveland | 14 | 6 | 171 | 673 | 3.9 | 36 | 4 | 11 | 64 | 5.8 | 11 | 1 |
| 2015 | Ten./Bal.* | 8 | 0 | 62 | 231 | 3.7 | 17 | 0 | 4 | 21 | 5.3 | 8 | 0 |
| Totals | | 22 | 6 | 233 | 904 | 3.9 | 36 | 4 | 15 | 85 | 5.7 | 11 | 1 |

*PLAYED THE FIRST 2 GAMES OF THE 2015 SEASON WITH TEN.

CAREER SINGLE-GAME HIGHS (REGULAR SEASON)

RUSHING

Carries: 26 (11/6/14 at Cin.)
Yardage: 100 (9/7/14 at Pit.)

Long Gain: 36 (12/28/14 at Bal.)
Touchdowns: 1 4 times (last: 12/28/14 at Bal.)

RECEIVING

Receptions: 2 4 times (last: 12/20/15 vs. KC)
Yardage: 22 (9/14/14 vs. NO)

Long Gain: 11 (9/14/14 vs. NO)
Touchdowns: 1 (11/2/14 vs. TB)

100-yard Rushing Games: 1 (100 yards, 9/7/14 at Pit.)



BALTIMORE
RAVENS

40

JERMAINE WHITEHEAD

DEFENSIVE BACK | 5-11 | 193

COLLEGE: Auburn HS: Amanda Elzy (Greenwood, MS)

BORN: 3/12/93, Greenwood, MS

EXP. (NFL/RAVENS): Rookie GP/GS (PLAYOFFS): 0/0 (0/0)

2015 SEASON HIGHLIGHTS: Did not see action for the Ravens after signing with Baltimore from San Francisco's practice squad on 12/23...Was on the 49ers' practice squad for Weeks 1-15 after spending training camp with the team as a rookie free agent

- Was a gameday inactive in the **season finale at Cin. (1/3/16)** and the 20-17 victory in **game 15 vs. Pit. (12/27)**

KEY TRANSACTIONS:

- Jermaine Whitehead signed with Baltimore from San Francisco's practice squad on 12/23/15
- Originally signed with San Francisco as a rookie free agent on 5/5/15

CAREER HIGHLIGHTS:

- Was a gameday inactive for two games after signing with Baltimore from San Francisco's practice squad on 12/23/15...Was on the 49ers' practice squad for Weeks 1-15 after spending training camp with the team as a rookie free agent

2015

GAME-BY-GAME DEFENSE

RAVENS

| Date/Opp. | TT | Solo | Asst. | Sacks | INT | PD | FF | FR |
|---------------------------|----------|--------------------------|----------|------------|------------|----------|----------|----------|
| WITH SAN FRANCISCO | | | | | | | | |
| 9/14 vs. Min. | | ON 49ERS' PRACTICE SQUAD | | | | | | |
| 9/20 @ Pit. | | ON 49ERS' PRACTICE SQUAD | | | | | | |
| 9/27 @ Ari. | | ON 49ERS' PRACTICE SQUAD | | | | | | |
| 10/4 vs. GB | | ON 49ERS' PRACTICE SQUAD | | | | | | |
| 10/11 @ NYG | | ON 49ERS' PRACTICE SQUAD | | | | | | |
| 10/18 vs. Bal. | | ON 49ERS' PRACTICE SQUAD | | | | | | |
| 10/22 vs. Sea. | | ON 49ERS' PRACTICE SQUAD | | | | | | |
| 11/1 @ STL | | ON 49ERS' PRACTICE SQUAD | | | | | | |
| 11/8 vs. Atl. | | ON 49ERS' PRACTICE SQUAD | | | | | | |
| 11/22 @ Sea. | | ON 49ERS' PRACTICE SQUAD | | | | | | |
| 11/29 vs. Ari. | | ON 49ERS' PRACTICE SQUAD | | | | | | |
| 12/6 @ Chi. | | ON 49ERS' PRACTICE SQUAD | | | | | | |
| 12/13 @ Cle. | | ON 49ERS' PRACTICE SQUAD | | | | | | |
| 12/20 vs. Cin. | | ON 49ERS' PRACTICE SQUAD | | | | | | |
| WITH BALTIMORE | | | | | | | | |
| 12/27 vs. Pit. | | INACTIVE | | | | | | |
| 1/3/16 @ Cin. | | INACTIVE | | | | | | |
| Totals | 0 | 0 | 0 | 0-0 | 0-0 | 0 | 0 | 0 |

WITH SAN FRANCISCO

WITH BALTIMORE

REGULAR SEASON

| Year | Team | GP | GS | TACKLES | | | SACKS | | INTERCEPTIONS | | | | | FUMBLES | | | | |
|---------------|-----------|----------|----------|----------|----------|----------|------------|------------|---------------|----------|----------|----------|----------|----------|----------|----------|----------|----------|
| | | | | TT | Solo | Asst. | No. | Yards | No. | Yards | LG | TD | PD | FF | FR | Yards | | |
| 2015 | Baltimore | 0 | 0 | 0 | 0 | 0 | 0.0 | 0.0 | 0 | 0 | 0 | 0 | 0 | 0 | 0 | 0 | 0 | 0 |
| Totals | | 0 | 0 | 0 | 0 | 0 | 0.0 | 0.0 | 0 | 0 | 0 | 0 | 0 | 0 | 0 | 0 | 0 | 0 |

CAREER SINGLE-GAME HIGHS (REGULAR SEASON)

Total Tackles:

None

Solo Tackles:

None

Sacks:

None

INTs:

None

Passes Defensed:

None

Forced Fumbles:

None

Fumble Recoveries:

None





BALTIMORE
RAVENS

98

BRANDON WILLIAMS

DEFENSIVE TACKLE | 6-1 | 335

COLLEGE: Missouri Southern State HS: Rockwood Summit (MO)

BORN: 2/21/89, St. Louis, MO

EXP. (NFL/RAVENS): 3/3 GP/GS (PLAYOFFS): 39/30 (2/2)

KEY TRANSACTIONS:

- Brandon Williams was selected by the Ravens in the third round (94th overall) of the 2013 NFL Draft

CAREER HIGHLIGHTS:

- In 2015, Williams set career highs in tackles (53), solo stops (35), sacks (2) and PD (2), adding 1 FF, for the NFL's eighth-ranked defense (337.4 ypg), which finished No. 2 overall (291.1 ypg) and No. 1 vs. the pass (183.3 ypg) over the season's final eight games
- In 2015, Williams, Jurrell Casey, Kawann Short & Ndamukong Suh were the NFL's only DTs with least 30 solo tackles, 2 sacks & 2 PD on the season
- Registered a career-high 8 tackles for a defense that held the Bengals to 86 rushing yards (2.8 avg.) on 9/27/15
- Started his first-career game and had 2 tackles for a defense that held the Bengals to 29% (4-of-14) on third down and allowed just 3.0 yards per carry (9/7/14)
- Recorded his first-career sack (-5 yards) at Pit. (10/20/13) and his first-career tackle at Mia. (10/6/13)
- Posted a FR, which led to a Ravens' TD, in his NFL debut at Buf. (9/29/13)

2015 SEASON HIGHLIGHTS: Set career highs in tackles (53), solo stops (35), sacks (2) and PD (2), adding 1 FF, for the NFL's eighth-ranked defense (337.4 ypg), which finished No. 2 overall (291.1 ypg) and No. 1 vs. the pass (183.3 ypg) over the season's final eight games...Williams, Jurrell Casey, Kawann Short & Ndamukong Suh were the NFL's only DTs with least 30 solo tackles, 2 sacks & 2 PD on the season

- Recorded 2 stops for a unit that permitted just 308 net yards (Pittsburgh's third fewest of the year) and snapped the Steelers' streak of six-straight 30-point performances in the 20-17 victory in **game 15 vs. Pit. (12/27)**
- Tallied 4 stops (2 for loss), helping limit the Chiefs to 277 total net yards (164 passing) in **game 14 vs. KC (12/20)**
- Notched 2 tackles for a defense that allowed a season-low 8 first downs, held Miami to 30.8% (4 of 13) on third down and permitted just 219 total net yards in **game 12 at Mia. (12/6)**
- Dominated the line of scrimmage, forcing a RB Todd Gurley fourth-quarter fumble and leading Baltimore's D-linemen with 7 tackles (3 solo) for a unit that allowed a season-low 213 total net yards and 2.8 yards per rush (82 yards on 29 carries) in the 16-13 victory in **game 10 vs. STL (11/22)**
- Logged 3 solo stops and 1 sack (-10 yards) for a defense that held Jacksonville to 258 total net yards while limiting the Jaguars to 25% (4 of 16) on third down in **game 9 vs. Jax. (11/15)**
- Registered 1 sack (-9 yards) and 3 tackles (all solo), helping limit the Browns to just 83 rushing yards (3.3 avg.), in **game 5 vs. Cle. (10/11)**
- Tallied 5 tackles for a defense that held the Steelers to 263 total net yards and 15% (2 of 13) on third down in the 23-20 OT victory in **game 4 at Pit. (10/1)**
- Recorded a career-high 8 tackles for a defense that held the Bengals to a then-season-low 86 rushing yards (2.8 avg.), extending its then-NFL-best streak of not allowing a 100-yard rusher to 29 contests in **game 3 vs. Cin. (9/27)**
- Started and set then-career highs with 7 tackles (6 solo) for a defense that did not allow a TD and held the Broncos to 69 rushing yards in the **season opener at Den. (9/13)**

2015

GAME-BY-GAME DEFENSE

RAVENS

| Date/Opp. | TT | Solo | Asst. | Sacks | INT | PD | FF | FR |
|----------------|-----------|-----------|-----------|-------------|------------|----------|----------|----------|
| 9/13 @ Den. | 7 | 6 | 1 | 0-0 | 0-0 | 0 | 0 | 0 |
| 9/20 @ Oak. | 1 | 1 | 0 | 0-0 | 0-0 | 1 | 0 | 0 |
| 9/27 vs. Cin. | 8 | 4 | 4 | 0-0 | 0-0 | 0 | 0 | 0 |
| 10/1 @ Pit. | 5 | 4 | 1 | 0-0 | 0-0 | 0 | 0 | 0 |
| 10/11 vs. Cle. | 3 | 3 | 0 | 1-9 | 0-0 | 0 | 0 | 0 |
| 10/18 @ SF | 2 | 2 | 0 | 0-0 | 0-0 | 1 | 0 | 0 |
| 10/26 @ Ari. | 2 | 2 | 0 | 0-0 | 0-0 | 0 | 0 | 0 |
| 11/1 vs. SD | 1 | 0 | 1 | 0-0 | 0-0 | 0 | 0 | 0 |
| 11/15 vs. Jax. | 3 | 3 | 0 | 1-10 | 0-0 | 0 | 0 | 0 |
| 11/22 vs. STL | 7 | 3 | 4 | 0-0 | 0-0 | 0 | 1 | 0 |
| 11/30 @ Cle. | 1 | 0 | 1 | 0-0 | 0-0 | 0 | 0 | 0 |
| 12/6 @ Mia. | 2 | 1 | 1 | 0-0 | 0-0 | 0 | 0 | 0 |
| 12/13 vs. Sea. | 1 | 0 | 1 | 0-0 | 0-0 | 0 | 0 | 0 |
| 12/20 vs. KC | 4 | 3 | 1 | 0-0 | 0-0 | 0 | 0 | 0 |
| 12/27 vs. Pit. | 2 | 1 | 1 | 0-0 | 0-0 | 0 | 0 | 0 |
| 1/3/16 @ Cin. | 4 | 2 | 2 | 0-0 | 0-0 | 0 | 0 | 0 |
| Totals | 53 | 35 | 18 | 2-19 | 0-0 | 2 | 1 | 0 |

NFL.COM'S BUCKY BROOKS

"It's uncommon for nose tackles to garner widespread recognition for their efforts on the front line, but Williams has created a buzz in league circles as an emerging force at the point of attack. The 6-foot-1, 335-pounder wreaks havoc with his rugged playing style and explosive power. Williams excels at occupying multiple blockers in the middle, allowing linebackers C.J. Mosley and Daryl Smith to flow freely to the ball. Most importantly, Williams is the centerpiece of an ultra-aggressive D-line that only surrendered 3.6 rushing yards per attempt in 2014, a figure that ranked third among NFL defenses."

98 BRANDON WILLIAMS

REGULAR SEASON

| Year | Team | GP | GS | TACKLES | | | SACKS | | INTERCEPTIONS | | | | | FUMBLES | | | | |
|---------------|-----------|-----------|-----------|------------|-----------|-----------|------------|-------------|---------------|----------|----------|----------|----------|----------|----------|----------|----------|----------|
| | | | | TT | Solo | Asst. | No. | Yards | No. | Yards | LG | TD | PD | FF | FR | Yards | | |
| 2013 | Baltimore | 7 | 0 | 6 | 3 | 3 | 1.0 | 5.0 | 0 | 0 | 0 | 0 | 0 | 0 | 0 | 1 | 0 | 0 |
| 2014 | Baltimore | 16 | 14 | 48 | 25 | 23 | 0.5 | 4.5 | 0 | 0 | 0 | 0 | 0 | 0 | 2 | 1 | 0 | 0 |
| 2015 | Baltimore | 16 | 16 | 53 | 35 | 18 | 2.0 | 19.0 | 0 | 0 | 0 | 0 | 2 | 1 | 0 | 0 | 0 | 0 |
| Totals | | 39 | 30 | 107 | 63 | 44 | 3.5 | 28.5 | 0 | 0 | 0 | 0 | 2 | 3 | 2 | 0 | 0 | 0 |

CAREER SINGLE-GAME HIGHS (REGULAR SEASON)

Total Tackles:

8 (9/27/15 vs. Cin.)

Solo Tackles:

6 (9/13/15 at Den.)

Sacks:

1 3 times (last: 11/15/15 vs. Jax.)

INTs:

None

Passes Defensed:

1 2 times (10/18/15 at SF)

Forced Fumbles:

1 3 times (last: 11/22/15 vs. STL)

Fumble Recoveries:

1 2 times (last: 9/28/14 vs. Car.)

POSTSEASON

| Year | Team | GP | GS | TACKLES | | | SACKS | | INTERCEPTIONS | | | | | FUMBLES | | | | |
|---------------|-----------|----------|----------|----------|----------|----------|------------|------------|---------------|----------|----------|----------|----------|----------|----------|----------|----------|----------|
| | | | | TT | Solo | Asst. | No. | Yards | No. | Yards | LG | TD | PD | FF | FR | Yards | | |
| 2014 | Baltimore | 2 | 2 | 7 | 5 | 2 | 1.0 | 9.0 | 0 | 0 | 0 | 0 | 0 | 0 | 0 | 0 | 0 | 0 |
| Totals | | 2 | 2 | 7 | 5 | 2 | 1.0 | 9.0 | 0 | 0 | 0 | 0 | 0 | 0 | 0 | 0 | 0 | 0 |

BRANDON DOMINATES AT DT



DT Brandon Williams has emerged as one of the NFL's most dominant D-linemen. Williams, who was a third-round pick in 2013, produced 35 solo tackles in 2015, ranking eighth most among NFL DTs. His 53 overall stops stood ninth in the league among interior D-linemen.

- ✓ Williams, Jurrell Casey, Kawann Short & Ndamukong Suh were the NFL's only DTs with least 30 solo tackles, 2 sacks & 2 passes defensed in 2015.
- ✓ Williams set career highs with 9 tackles for loss, 2 sacks and 4 QB hits in 2015.

TOTAL TACKLES / NFL DTs (2015 Season)

1. Aaron Donald (STL) 69
2. Ndamukong Suh (Mia.) . . 61
3. Quinton Dial (SF) 59
4. Jaye Howard (KC) 57
5. Linval Joseph (Min.) . . . 56
6. Bennie Logan (Phi.) 55
7. Kawann Short (Car.) 55
8. Jurrell Casey (Ten.) 54
9. **Brandon Williams (Bal.) .53**

SOLO TACKLES /NFL DTs (2015 Season)

1. Aaron Donald (STL) 44
2. Linval Joseph (Min.) . . . 42
3. Bennie Logan (Phi.) 39
4. Ndamukong Suh (Mia.) . . 39
5. Marcell Dareus (Buf.) . . 38
6. Jaye Howard (KC) 36
7. Kawann Short (Car.) 36
8. **Brandon Williams (Bal.) .35**
9. Jurrell Casey (Ten.) 34

SPOTLIGHT: BRANDON WILLIAMS

You are a featured member of a Ravens D-line that no longer has All-Pro DT Haloti Ngata. What is your focus in knowing that? "You don't go out and try to be the next Haloti Ngata. You be your best self and continue doing things you're supposed to do. I continue doing the things that Haloti taught me when he was here – just taking care of your body, bringing the younger guys under your wing, like he did with me, and helping them out the best you can. That's all I can think about as a Raven and being a pro and helping the young guys."

You are expected "to be dominant pretty much every play," according to head coach John Harbaugh. Do those types of comments motivate you? "I appreciate him for saying that. I thank him for saying that. I don't want to prove him wrong at all, but I'm my own biggest critic. As hard as anyone else can come down on me, I'm even harder on myself. So, I definitely expect just that, to go out and dominate every play and be a force to be reckoned with. I also want to be one of those guys – with team members – who people can feed off of, to kind of bring the crowd up, bring the energy up. I make a big play, Carl [Davis] makes a big play, Chris Canty makes a big play – it all just kind of snowballs to where we can all be playing lights out."

Can you pinpoint the single-most important "coaching moment" of your career? "It would be when my college defensive coordinator – coach Daryl Daye – looked me dead in my eyes, and he said: 'You have what it takes to get there. All you have to do is keep your nose clean, follow the rules, follow my instructions, play as hard as you can, and everything will fall into place.' And it's one of those things where I trusted him – even though we just met. He just had that aura, that feeling around him, where you could see that he was genuine about it. He knew what he was talking about, so I put my nose to the grindstone and did exactly what he said, and here I am. I thank him for being there for me and believing in me."

What do you think when you hear: John Harbaugh? "Hard working. Players' coach. Great guy." **Clarence Brooks?** "Father figure. Great, wonderful guy." **Timmy Jernigan?** "Pitbull. He keeps on going, just won't stop, will not quit, no matter what."

What is your favorite TV show? "'The Walking Dead.'" **Movie?** "'Lion King.'" **Food?** "Pizza." **Superhero?** "The Incredible Hulk." **Game as a Raven?** "The game I sacked Big Ben [Roethlisberger]."



BALTIMORE
RAVENS

87

MAXX WILLIAMS

TIGHT END | 6-4 | 250

COLLEGE: Minnesota HS: Waconia (MN)

BORN: 4/12/94, Waconia, MN

EXP. (NFL/RAVENS): Rookie GP/GS (PLAYOFFS): 14/7 (0/0)

2015 SEASON HIGHLIGHTS: Broke Ravens rookie tight end franchise records in receptions (32) and receiving yards (268) for the league's No. 8 passing attack (266.9 ypg), which gained a single-season franchise-record 4,271 net passing yards...The Ravens also tallied the second-most total net yards (5,749) in team history

- Registered career highs with 6 receptions and 53 receiving yards, producing 3 first downs, for an offense that converted 12 of 20 (60%) third-down attempts in the **season finale at Cin. (1/3/16)**
- Produced 2 first downs and 16 yards on 2 receptions for an offense that gained 386 net yards and converted 9 of 18 third-down attempts in the 20-17 victory in **game 15 vs. Pit. (12/27)**
- Recorded 31 yards on a 5 receptions, including 2 first downs and a fourth-down conversion with 4:22 remaining in the fourth quarter, in **game 14 vs. KC (12/20)**
- Posted 3 catches for 20 yards for an offense that totaled 388 net yards in the 16-13 victory in **game 10 vs. STL (11/22)**
- Secured 4 catches for 40 yards and his first-career TD, helping the offense generate 397 total net yards and convert 8 of 14 (57.1%) third-down attempts in **game 9 vs. Jax. (11/15)**...Became part of the third tight end duo (w/ Crockett Gillmore) in team history to score a TD catch in a game
- Gained 24 yards 4 receptions for an offense that produced 420 net yards (a franchise-first fifth-consecutive 350-yard effort) in **game 6 at SF (10/18)**
- Started and recorded 2 catches for 17 receiving yards for an offense that scored 16 unanswered points and produced 356 total net yards in the 23-20 come-from-behind, overtime victory in **game 4 at Pit. (10/1)**
- Posted 44 yards on 3 receptions, including a 28-yard career-long catch, for an offense that generated 398 net yards in **game 3 vs. Cin. (9/27)**
- Made his NFL debut, recording his first-career reception for 15 yards, in the **season opener at Den. (9/13)**

KEY TRANSACTIONS:

- Maxx Williams was selected by the Ravens in the second round (55th overall) of the 2015 NFL Draft
- Baltimore traded its 58th pick in the second round and its 158th pick in the fifth round to Arizona in exchange for the 55th choice
- Declared for the 2015 NFL Draft after his redshirt sophomore season

CAREER HIGHLIGHTS:

- In 2015, broke Ravens rookie tight end franchise records in receptions (32) and receiving yards (268) for the league's No. 8 passing attack (266.9 ypg), which gained a single-season franchise-record 4,271 net passing yards...The Ravens also tallied the second-most total net yards (5,749) in team history
- Recorded career highs with 6 receptions and 53 receiving yards at Cin. (1/3/16)
- Secured his first-career TD reception, finishing with 4 catches for 40 yards, vs. Jax. (11/15/15)
- Posted his first-career reception for 15 yards in his NFL debut at Den. (9/13/15)

2015

GAME-BY-GAME OFFENSE

| RAVENS Date/Opp. | RECEIVING | | | | | RUSHING | | | | |
|---------------------|-----------------------|------------|------------|-----------|----------|----------|----------|------------|----------|----------|
| | No. | Yds. | Avg. | LG | TD | No. | Yds. | Avg. | LG | TD |
| 9/13 @ Den. | 1 | 15 | 15.0 | 15 | 0 | 0 | 0 | 0.0 | 0 | 0 |
| 9/20 @ Oak. | 1 | 8 | 8.0 | 8 | 0 | 0 | 0 | 0.0 | 0 | 0 |
| 9/27 vs. Cin. | 3 | 44 | 14.7 | 28 | 0 | 0 | 0 | 0.0 | 0 | 0 |
| 10/1 @ Pit. | 2 | 17 | 8.5 | 10 | 0 | 0 | 0 | 0.0 | 0 | 0 |
| 10/11 vs. Cle. | 1 | 0 | 0.0 | 0 | 0 | 0 | 0 | 0.0 | 0 | 0 |
| 10/18 @ SF | 4 | 24 | 6.0 | 11 | 0 | 0 | 0 | 0.0 | 0 | 0 |
| 10/26 @ Ari. | INACTIVE - KNEE, CALF | | | | | -- | -- | -- | -- | -- |
| 11/1 vs. SD | 0 | 0 | 0.0 | 0 | 0 | 0 | 0 | 0.0 | 0 | 0 |
| 11/15 vs. Jax. | 4 | 40 | 10.0 | 21t | 1 | 0 | 0 | 0.0 | 0 | 0 |
| 11/22 vs. STL | 3 | 20 | 6.7 | 12 | 0 | 0 | 0 | 0.0 | 0 | 0 |
| 11/30 @ Cle. | 0 | 0 | 0.0 | 0 | 0 | 0 | 0 | 0.0 | 0 | 0 |
| 12/6 @ Mia. | INACTIVE - CONCUSSION | | | | | -- | -- | -- | -- | -- |
| 12/13 vs. Sea. | 0 | 0 | 0.0 | 0 | 0 | 0 | 0 | 0.0 | 0 | 0 |
| 12/20 vs. KC | 5 | 31 | 6.2 | 13 | 0 | 0 | 0 | 0.0 | 0 | 0 |
| 12/27 vs. Pit. | 2 | 16 | 8.0 | 9 | 0 | 0 | 0 | 0.0 | 0 | 0 |
| 1/3/16 @ Cin. | 6 | 53 | 8.8 | 15 | 0 | 0 | 0 | 0.0 | 0 | 0 |
| Totals | 32 | 268 | 8.4 | 28 | 1 | 0 | 0 | 0.0 | 0 | 0 |

87 MAXX WILLIAMS

REGULAR SEASON

| Year | Team | GP | GS | RECEIVING | | | | | RUSHING | | | | |
|---------------|-----------|-----------|----------|-----------|------------|------------|-----------|----------|----------|----------|------------|----------|----------|
| | | | | No. | Yards | Avg. | LG | TD | No. | Yards | Avg. | LG | TD |
| 2015 | Baltimore | 14 | 7 | 32 | 268 | 8.4 | 28 | 1 | 0 | 0 | 0.0 | 0 | 0 |
| Totals | | 14 | 7 | 32 | 268 | 8.4 | 28 | 1 | 0 | 0 | 0.0 | 0 | 0 |

CAREER SINGLE-GAME HIGHS (REGULAR SEASON)

RECEIVING

Receptions:

6 (1/3/16 at Cin.)

Yardage:

53 (1/3/16 at Cin.)

Long Gain:

28 (9/27/15 vs. Cin.)

Touchdowns:

1 (11/15/15 vs. Jax.)

RUSHING

Carries:

None

Yardage:

None

Long Gain:

None

Touchdowns:

None

Additional Statistics: Recorded 1 KOR for 6 yards at Cle. (11/30/15)

RAVENS ROOKIE RECORDS



First-year TE **Maxx Williams**, Baltimore's 2015 second-round selection, set rookie franchise records for receptions (32) and receiving yards (268). His 21-yard TD catch vs. Jax. (11/15/15) made him the fifth (E. Dickson, C. Gillmore, T. Heap and T. Jones) Ravens tight end to record a receiving TD as a rookie.

RECEPTIONS / ROOKIE TEs (Franchise History)

1. **Maxx Williams (2015) . . . 32**
2. Nick Boyle (2015) 18
3. Todd Heap (2001) 16
4. Ed Dickson (2010) 11
5. Terry Jones (2002) 11
6. Crockett Gillmore (2014) . . . 10

REC. YARDS / ROOKIE TEs (Franchise History)

1. **Maxx Williams (2015) . . 268**
2. Todd Heap (2001) 206
3. Nick Boyle (2015) 153
4. Ed Dickson (2010) 152
5. Crockett Gillmore (2014) . . 121
6. Terry Jones (2002) 106

JOHN HARBAUGH ON WILLIAMS

"I'm a Maxx Williams guy. I really think Maxx is going to be a good player. Maxx isn't always the prettiest athlete – and I think some people like Maxx and some people don't, athletically – but the guy can run routes. The guy can catch the ball. It's really amazing, because he's a really young guy physically, but when they hit him, it's not like he's bouncing off of them too often. They're bouncing off of him most of the time. He has some natural sturdiness about him that you like in a tight end. All the guy does is come to work and wants to be the best he can be. To me, he's going to be a really good player in this league."





BALTIMORE
RAVENS

35

SHAREECE WRIGHT
CORNERBACK | 5-10 | 182

COLLEGE: Southern California HS: Colton (CA)

BORN: 4/8/87, Colton, CA

EXP. (NFL/RAVENS): 5/1 GP/GS (PLAYOFFS): 55/34 (2/2)

CAREER HIGHLIGHTS:

- Registered a career- and game-high 9 tackles vs. Sea. (12/13/15)
- Started all 14 games he played in 2014 with San Diego, recording a career-high 58 tackles (52 solo) and 9 PD (tied for team high)
- Competed in 13 games (all starts) for the Chargers in 2013, registering a career-high 53 solo stops (55 total tackles), 1 INT and 9 PD
- Notched his first-career INT (returned 41 yards) and a career-high 3 PD vs. NYG (12/8/13)

KEY TRANSACTIONS:

- Shareece Wright signed with the Ravens as a free agent on 10/13/15
- Signed with San Francisco on 3/14/15 and was later released on 10/10/15
- Was originally selected by the Chargers in the third round (89th overall) of the 2011 NFL Draft

2015 SEASON HIGHLIGHTS: Registered 40 tackles (34 solo) and 5 PD for the NFL's eighth-ranked defense (337.4 ypg), which finished No. 2 overall (291.1 ypg) and No. 1 vs. the pass (183.3 ypg) over the season's final eight games

- Notched 3 stops (2 solo) and 1 PD for a defense that allowed just 198 net passing yards (Pittsburgh's sixth fewest of the season) and snapped the Steelers' streak of six-straight 30-point performances in the 20-17 victory in **game 15 vs. Pit. (12/27)**
- Posted a career- and game-high 9 tackles (7 solo) in **game 13 vs. Sea. (12/13)**
- Started and tallied 2 solo stops for a defense that allowed a season-low 8 first downs, held Miami to 30.8% (4 of 13) on third down and permitted just 86 yards on 9-of-19 passing (47.4%) in **game 12 at Mia. (12/6)**
- Posted a season-high 2 PD and 5 tackles, including 1 TFL, in the 33-27 victory in **game 11 at Cle. (11/30)**
- Recorded 4 tackles (3 solo) and 1 PD for a defense that allowed just 168 net passing yards, a season low for Jacksonville, while limiting the Jaguars to 25% (4 of 16) on third down in **game 9 vs. Jax. (11/15)**

2015

GAME-BY-GAME DEFENSE

RAVENS

| Date/Opp. | TT | Solo | Asst. | Sacks | INT | PD | FF | FR |
|---------------------------|-----------|-----------|----------|----------------------|------------|----------|----------|----------|
| WITH SAN FRANCISCO | | | | | | | | |
| 9/14 vs. Min. | | | | INACTIVE | | | | |
| 9/20 @ Pit. | | | | INACTIVE | | | | |
| 9/27 @ Ari. | | | | INACTIVE | | | | |
| 10/4 vs. GB | | | | INACTIVE | | | | |
| 10/11 @ NYG | | | | NOT ON 49ERS' ROSTER | | | | |
| WITH BALTIMORE | | | | | | | | |
| 10/18 @ SF | 4 | 3 | 1 | 0-0 | 0-0 | 0 | 0 | 0 |
| 10/26 @ Ari. | 4 | 4 | 0 | 0-0 | 0-0 | 0 | 0 | 0 |
| 11/1 vs. SD | 1 | 1 | 0 | 0-0 | 0-0 | 0 | 0 | 0 |
| 11/15 vs. Jax. | 4 | 3 | 1 | 0-0 | 0-0 | 1 | 0 | 0 |
| 11/22 vs. STL | 0 | 0 | 0 | 0-0 | 0-0 | 0 | 0 | 0 |
| 11/30 @ Cle. | 5 | 5 | 0 | 0-0 | 0-0 | 2 | 0 | 0 |
| 12/6 @ Mia. | 2 | 2 | 0 | 0-0 | 0-0 | 0 | 0 | 0 |
| 12/13 vs. Sea. | 9 | 7 | 2 | 0-0 | 0-0 | 0 | 0 | 0 |
| 12/20 vs. KC | 4 | 3 | 1 | 0-0 | 0-0 | 1 | 0 | 0 |
| 12/27 vs. Pit. | 3 | 2 | 1 | 0-0 | 0-0 | 1 | 0 | 0 |
| 1/3/16 @ Cin. | 4 | 4 | 0 | 0-0 | 0-0 | 0 | 0 | 0 |
| Totals | 40 | 34 | 6 | 0-0 | 0-0 | 5 | 0 | 0 |

REGULAR SEASON

| Year | Team | GP | GS | TACKLES | | | SACKS | | INTERCEPTIONS | | | | | FUMBLES | | | | |
|---------------|-----------|-----------|-----------|------------|------------|-----------|------------|------------|---------------|-----------|-----------|----------|-----------|----------|----------|----------|----------|---|
| | | | | TT | Solo | Asst. | No. | Yards | No. | Yards | LG | TD | PD | FF | FR | Yards | | |
| 2011 | San Diego | 7 | 0 | 0 | 0 | 0 | 0.0 | 0.0 | 0 | 0 | 0 | 0 | 0 | 0 | 0 | 0 | 0 | 0 |
| 2012 | San Diego | 10 | 0 | 10 | 10 | 0 | 0.0 | 0.0 | 0 | 0 | 0 | 0 | 2 | 1 | 0 | 0 | 0 | |
| 2013 | San Diego | 13 | 13 | 55 | 53 | 2 | 0.0 | 0.0 | 1 | 41 | 41 | 0 | 9 | 0 | 0 | 0 | 0 | |
| 2014 | San Diego | 14 | 14 | 58 | 52 | 6 | 0.0 | 0.0 | 0 | 0 | 0 | 0 | 9 | 0 | 0 | 0 | 0 | |
| 2015 | Baltimore | 11 | 7 | 40 | 34 | 6 | 0.0 | 0.0 | 0 | 0 | 0 | 0 | 5 | 0 | 0 | 0 | 0 | |
| Totals | | 55 | 34 | 163 | 149 | 14 | 0.0 | 0.0 | 1 | 41 | 41 | 0 | 25 | 1 | 0 | 0 | 0 | |

SPECIAL TEAMS TACKLES (14): 2011 (4); 2012 (7); 2013 (1); 2014 (2)

CAREER SINGLE-GAME HIGHS (REGULAR SEASON)

Total Tackles:
9 (12/13/15 vs. Sea.)
Solo Tackles:
8 (9/8/14 at Ari.)
Sacks:
None

INTs:
1 (12/8/13 vs. NYG)
Passes Defensed:
3 (12/8/13 vs. NYG)

Forced Fumbles:
1 (12/2/12 vs. Cin.)
Fumble Recoveries:
None

POSTSEASON

| Year | Team | GP | GS | TACKLES | | | SACKS | | INTERCEPTIONS | | | | | FUMBLES | | | |
|---------------|-----------|----------|----------|----------|----------|----------|------------|------------|---------------|-----------|-----------|----------|----------|----------|----------|----------|----------|
| | | | | TT | Solo | Asst. | No. | Yards | No. | Yards | LG | TD | PD | FF | FR | Yards | |
| 2013 | San Diego | 2 | 2 | 9 | 7 | 2 | 0.0 | 0.0 | 1 | 30 | 30 | 0 | 4 | 0 | 0 | 0 | 0 |
| Totals | | 2 | 2 | 9 | 7 | 2 | 0.0 | 0.0 | 1 | 30 | 30 | 0 | 4 | 0 | 0 | 0 | 0 |



BALTIMORE
RAVENS

73

MARSHAL YANDA
GUARD/TACKLE | 6-3 | 305

COLLEGE: Iowa HS: Anamosa (IA)

BORN: 9/15/84, Cedar Rapids, IA

EXP. (NFL/RAVENS): 9/9 GP/GS (PLAYOFFS): 131/120 (12/12)

5
PRO BOWLS

2015 SEASON HIGHLIGHTS: (GP/GS: 16/16) Earned his fifth-straight Pro Bowl nod after starting all 16 games at RG for an O-line that permitted the NFL's third-fewest sacks (24)... Also helped Baltimore produce a single-season franchise-record 4,271 net passing yards (eighth in the league)...The Ravens also posted the second-most total net yards (5,749) in team history

- Started at RG for an offensive line that helped generate 121 rushing yards, while also permitting just 1 sack, in the 20-17 victory in **game 15 vs. Pit. (12/27)**
- Started at RG on an O-line that permitted just 1 sack against a Seattle pass rush that entered the contest ranked 11th in the NFL in sacks in **game 13 vs. Sea. (12/13)**
- Helped block for an offense that generated 397 total net yards and converted 8 of 14 (57.1%) third-down attempts in **game 9 vs. Jax. (11/15)**...Protected QB Joe Flacco, who completed 34 of 45 passes for 316 yards and 3 TDs
- Started at RG for an offensive line that did not permit a sack, allowing Joe Flacco to connect on 33 of 53 attempts for 2 TDs and 343 yards (including 137 to Steve Smith Sr., his 50th-career 100-yard contest) in **game 6 at SF (10/18)**
- Started at RG for an offense that gained 181 rushing yards (5.8 avg.) and scored 3 rushing TDs for the 14th time in franchise history in **game 5 vs. Cle. (10/11)**...The Ravens rushed for a combined 372 yards (186.0 ypg) in Weeks 4 and 5
- Started at RG for an offense that produced 191 rushing yards in the 23-20 OT victory in **game 4 at Pit. (10/1)**... Helped block for RB Justin Forsett, who carried the ball a career-high 27 times for 150 rushing yards (second most in his career)
- Started at RG for a line that didn't allow a sack and helped QB Joe Flacco produce 362 passing yards, including 186 to WR Steve Smith Sr., in **game 3 vs. Cin. (9/27)**
- Started at RG for an offense that gained the sixth-most net yards (493) in team history in **game 2 at Oak. (9/20)**... Helped protect QB Joe Flacco, who completed 32 of 45 passes for 2 TDs and 384 yards (fourth in franchise history)

CAREER HONORS:

- Five-time Pro Bowler (2011-15)
- *Associated Press* first-team All Pro (2014-15)
- *Associated Press* second-team All-Pro (2011-12)
- *The Sporting News* first-team All-Pro (2014-15)
- PFWA All-NFL (2014-15)
- PFWA All-AFC (2014-15)
- PFW/PFWA first-team All-Pro (2012)
- *Pro Football Weekly* mid-season All-Pro (2012)
- *Sports Illustrated* (Peter King) All-Pro Team (2010-12)

KEY TRANSACTIONS:

- Marshal Yanda signed a four-year contract extension with Baltimore on 10/16/15
- Re-signed with Baltimore (five-year contract) on 7/29/11
- Was originally selected by the Ravens in the third round (86th overall) of the 2007 NFL Draft
- Was the second offensive lineman picked by Baltimore in 2007, following first-rounder Ben Grubbs (Auburn), who was the 29th-overall pick

YANDA KEEPS THRIVING

The 2015 campaign marked the fifth-consecutive Pro Bowl invite for **G Marshal Yanda**. The nine-year veteran has played in 131 games (120 starts) during his career, marking the third most games played among offensive linemen in Ravens history (Jonathan Ogden – 177 and Mike Flynn – 133). Prior to the 2015 campaign, Ravens' season ticket holders voted Yanda one of the Top 10 players in the franchise's 20-year existence.

MOST PRO BOWLS / ACTIVE NFL OFFENSIVE LINEMEN

| Rk. | Player (Team) | Pro Bowls |
|-----|-------------------------------|-----------|
| 1. | T Joe Thomas (Cle.) | 9 |
| 2. | T Jason Peters (Phi.) | 8 |
| 3. | C Nick Mangold (NYJ) | 7 |
| | G Logan Mankins (TB) | 7 |
| 5. | G Jahri Evans (NO) | 6 |
| 6. | G Marshal Yanda (Bal.) | 5 |
| | T Joe Staley (SF) | 5 |
| | C Ryan Kalil (Car.) | 5 |

JOHN HARBAUGH ON YANDA

"He's just a special human being and a special player, and he's a Hall of Famer someday. I'm sure glad he's on our team."

CBSSPORTS.COM'S PETE PRISCO

"He is the best guard in the NFL, and it's hard to argue that. He is a technician and a mauler all in one."



73 MARSHAL YANDA

CAREER HIGHLIGHTS:

- Earned his fifth-straight Pro Bowl nod after starting all 16 games at RG for an O-line that permitted the NFL's third-fewest sacks (24)...Also helped Baltimore produce a single-season franchise-record 4,271 net passing yards (eighth in the league)...The Ravens also posted the second-most total net yards (5,749) in team history
- Started in 15 games at RG and one at RT for an offense that established franchise single-season records in yards (5,838) and points scored (409) in 2014...Helped QB Joe Flacco establish career highs in passing yards (3,986) and TD passes (27), completing 62.1% of his passes (344 of 554) for a 91.0 QB rating
- Helped the Ravens set a record for most TDs scored (47) in 2009...Ravens also tallied a team-record 22 rushing TDs
- Helped pave the way for RB Ray Rice to score a franchise-record 15 total TDs (12 rushing and 3 receiving) and rush for a career-high 1,364 yards, part of 1,996 rushing yards by the Ravens in 2011...Rice led the league with 2,068 yards from scrimmage
- Helped protect QB Joe Flacco, allowing him to complete 62.6% of his passes (306 of 489) for 3,622 passing yards and set a then-career high with 25 TDs and a career-high 93.6 QB rating in 2010
- Was one of three rookies to start along the Ravens' O-line in 2007 (most in the NFL)...Protected Ravens QBs, allowing them time to complete a then-franchise-record 341 passes (61.2%) for 3,308 yards, helping the Ravens rush for 1,797 yards

SECURITY DETAIL

Since 2014 (over a 32-game span), Baltimore's 43 sacks permitted rank as the NFL's fewest. Baltimore has allowed zero sacks in 10 games dating back to 2014, a mark that ties (Cin.) for the NFL's most.

NFL'S FEWEST SACKS ALLOWED (Since 2014)

| Rk. | Team | Sacks |
|-----|--------------------|-------|
| 1. | Baltimore Ravens | 43 |
| 2. | Cincinnati Bengals | 55 |
| | Arizona Cardinals | 55 |

ZERO SACKS ALLOWED / GAMES (Since 2014)

| | |
|--------------------|----|
| Baltimore Ravens | 10 |
| Cincinnati Bengals | 10 |
| New York Giants | 8 |
| Oakland Raiders | 7 |

YANDA IN RARE COMPANY

G Marshal Yanda's five-career Pro Bowls tie (DT Haloti Ngata) for fifth in Ravens history. His five-straight All-Star nods also tie (T Joe Staley) for the NFL's third-longest streak among O-linemen.

MOST PRO BOWLS (Ravens History)

| | |
|----------------------|----------|
| Ray Lewis | 13 |
| Jonathan Ogden | 11 |
| Ed Reed | 9 |
| Terrell Suggs | 6 |
| Marshal Yanda | 5 |
| Haloti Ngata | 5 |

CONSECUTIVE PRO BOWLS (Active NFL Streaks/O-Linemen)

| | |
|-----------------------------|----------|
| Joe Thomas (Cle.) | 9 |
| Nick Mangold (NYJ) | 7 |
| Marshal Yanda (Bal.) | 5 |
| Joe Staley (SF) | 5 |
| Mike Iupati (Ari.) | 4 |
| Trent Williams (Was.) | 4 |

SPOTLIGHT: MARSHAL YANDA

Your most memorable Steelers game? "There are a lot of them, obviously. We've won a lot of them, and they've won a lot of them. It would probably be those two road wins there in '10 and '11; we won on last-second plays at the end of the game, and we were just fighting to the bitter end. Both games ended on two-minute drives with us on the field."

As a kid, what did you want to be when you grew up? "My first dream job was to be an airplane pilot – commercial or military, didn't matter. I was a little kid, and I had an uncle who flew airplanes and used to give us a ride once in a while. After I got to around 12, I switched gears and just lost the itch to do it, but that was my first dream job."

Do you have post-football plans? "You think about it more and more as you get older, but I don't know how much I'm going to miss the game when I'm done playing. So, possibly somewhere coaching football, whether that's high school or wherever that takes me. And possibly farming, too, buying a farm and having an acreage back in Iowa."

Who is the most challenging player to block? "The two guys on top of their game right now are Geno Atkins and Aaron Donald. We played them this year, and both of those guys stick out in my mind as guys who can stuff the run and rush the passer."

What are your passions outside of football? "I love to fish. That's my main passion in the offseason. I love to go on fishing trips. I go ice fishing up north, up in Canada. I've got a boat, and we go to Lake Erie, Lake Michigan, and we go up in Minnesota all over. The boat is small enough to pull behind a trailer, so we just hitch the trailer up, pull it all over and go fishing all over the Midwest. We always go ice fishing up north in Canada on Lake Winnipeg. We go to Lake Erie at least once a year. We go to northern Minnesota, up in Baudette, and we go on the Rainy River."

Describe John Harbaugh: "The way he builds this team is the way that we all are: physical, tough, smart, accountable, responsible people. He tries to bring in those players, and that starts with Ozzie [Newsome]; that starts with Steve [Bisciotti], too. But John has those traits, and those are the people we try to bring in here. That's the way John is, and that's the way John is always going to be."

John Harbaugh called you a future Hall of Famer. What is your reaction? "I've still got a long way to go. There's still a lot of football ahead of me to play, so I really can't think about that. It's a heck of a compliment, but I feel like when you're in the battle, and you're constantly fighting, you can't really think about your accolades."



BALTIMORE
RAVENS

53

JEREMY ZUTTAH
GUARD/CENTER | 6-4 | 300

COLLEGE: Rutgers HS: J.P. Stevens (Edison, NJ)
BORN: 6/1/86, Brooklyn, NY
EXP. (NFL/RAVENS): 8/2 GP/GS (PLAYOFFS): 115/101 (2/2)

2015 SEASON HIGHLIGHTS: (GP/GS: 9/9) Started nine games at center for an offensive line that permitted the NFL's third-fewest sacks (24) and helped produce a single-season franchise-record 4,271 net passing yards (eighth in the league)...The Ravens also posted the second-most total net yards (5,749) in team history...Was placed on Injured Reserve (pectoral) on 11/18

- Helped block for an offense that generated 397 total net yards and converted 8 of 14 (57.1%) third-down attempts in **game 9 vs. Jax. (11/15)**...Protected QB Joe Flacco, who completed 34 of 45 passes for 316 yards and 3 TDs
- Started his 100th-career NFL game, blocking for QB Joe Flacco, who completed 25 of 37 passes for 319 yards, 1 TD and a season-high 103.3 rating, in the 29-26 victory in **game 8 vs. SD (11/1)**
- Started at center for a line that did not permit a sack, allowing Joe Flacco to connect on 33 of 53 attempts for 2 TDs and 343 yards (including 137 to Steve Smith Sr., his 50th-career 100-yard contest) in **game 6 at SF (10/18)**
- Started at center for an offense that gained 181 rushing yards (5.8 avg.) and scored 3 rushing TDs for the 14th time in franchise history in **game 5 vs. Cle. (10/11)**...The Ravens rushed for a combined 372 yards (186.0 ypg) in Weeks 4 and 5
- Started at center for an offense that produced 191 rushing yards in the 23-20 OT victory in **game 4 at Pit. (10/1)**...Helped block for RB Justin Forsett, who carried the ball a career-high 27 times for 150 rushing yards (second most in his career)
- Started at center for an offensive line that did not allow a sack and helped QB Joe Flacco produce 362 passing yards, including 186 to WR Steve Smith Sr., in **game 3 vs. Cin. (9/27)**...Smith Sr.'s 186 receiving yards rank third in his career and third all time in franchise history
- Started at center for an offense that gained the sixth-most net yards (493) in franchise history in **game 2 at Oak. (9/20)**...Helped protect QB Joe Flacco, who completed 32 of 45 passes for 2 TDs and 384 yards

KEY TRANSACTIONS:

- Jeremy Zuttah was placed on Injured Reserve (pectoral) on 11/18/15
- Signed with Baltimore (trade with Tampa Bay) on 3/25/14
- Was originally selected by Tampa Bay in the third round (83rd overall) of the 2008 NFL Draft

CAREER HIGHLIGHTS:

- In 2015, started nine games at center for a unit that permitted the NFL's third-fewest sacks (24) and helped produce a single-season franchise-record 4,271 net passing yards (eighth in NFL)...The Ravens also posted the second-most total net yards (5,749) in team history
- Started all 16 games at center in 2014 for an offense that established franchise single-season records in yards (5,838) and points scored (409)...Helped QB Joe Flacco establish career highs in passing yards (3,986) and TD passes (27), completing 62.1% of his passes (344 of 554) for a 91.0 QB rating
- Part of an O-line that only allowed 19 sacks, the second fewest in the NFL (2014)
- Started at center for an offense that gained 475 yards (306 passing and 169 rushing) and racked up 6 TDs in the 48-17 victory at TB (10/12/14)...Helped protect QB Joe Flacco, allowing him to complete 75% of his passes (21 of 28) for 306 yards (his franchise-record 19th 300-yard game) and a team-record-tying 5 TDs for a Ravens' record 149.7 QB rating against the Buccaneers...Also helped RB Justin Forsett rush for his third-career 100-yard game (finishing with 111 yards on 14 rushes for a 7.9 avg.)
- Started at center and helped open holes, allowing RB Doug Martin to rush for a career-high 251 yards, including a Tampa Bay franchise-record 4 TDs, vs. NO (10/17/10); the Bucs posted 515 total yards from scrimmage, the second-highest total in Buccaneers franchise history

SECURITY DETAIL

Since 2014 (over a 32-game span), Baltimore's 43 sacks permitted rank as the NFL's fewest. Baltimore has allowed zero sacks in 10 games dating back to 2014, a mark that ties (Cin.) for the NFL's most.

NFL'S FEWEST SACKS ALLOWED (Since 2014)

| Rk. | Team | Sacks |
|-----|--------------------|-------|
| 1. | Baltimore Ravens | 43 |
| 2. | Cincinnati Bengals | 55 |
| | Arizona Cardinals | 55 |

ZERO SACKS ALLOWED / GAMES (Since 2014)

| | |
|--------------------|----|
| Baltimore Ravens | 10 |
| Cincinnati Bengals | 10 |
| New York Giants | 8 |
| Oakland Raiders | 7 |

MMQB'S ANDY BENOIT ON THE O-LINE

"[Justin] Forsett has a near-perfect zone-oriented front five paving his way. It starts with center Jeremy Zuttah, who at 300 pounds masks his so, so raw strength with good quickness, both off the snap and in his immediate subsequent steps. When Zuttah gets movement, the rest of the line follows. Flanking the eighth-year center is the league's best guard duo, Kelechi Osemele on the left and All-Pro Marshal Yanda on the right. On the edges, Eugene Monroe is sturdy at left tackle, and 2013 fifth-rounder Rick Wagner is fast becoming a premier right tackle."





– RAVENS RECORDS –

- Service/Scoring
- Passing
- Receiving
- Rushing
- Scrimmage/Combined Yards
- Interceptions
- Tackles/Sacks/Fumbles
- Punt Returns
- Kickoff Returns
- Punting/Kicking
- Team Records
- Opponent Single-Game Bests

SERVICE/SCORING RECORDS

SERVICE RECORDS

MOST SEASONS

| | |
|----|--------------------------------|
| 17 | Ray Lewis (1996-2012) |
| 13 | Matt Stover (1996-2008) |
| | Terrell Suggs (2003-15) |
| 12 | Jonathan Ogden (1996-2007) |
| 11 | Ed Reed (2002-12) |
| | Mike Flynn (1997-2007) |

MOST CONSECUTIVE STARTS

| | |
|-----|-----------------------------|
| 122 | Joe Flacco (2008-15) |
| 80 | Michael Oher (2009-13) |
| | Jarret Johnson (2007-11) |
| 73 | Michael McCrary (1997-2001) |
| | Jamie Sharper (1997-2001) |
| 64 | Matt Birk (2009-12) |
| | Rod Woodson (1998-2001) |

MOST GAMES PLAYED

| | |
|-----|--------------------------------|
| 228 | Ray Lewis (1996-2012) |
| 207 | Matt Stover (1996-2008) |
| 182 | Terrell Suggs (2003-15) |
| 177 | Jonathan Ogden (1996-2007) |
| 160 | Sam Koch (2006-15) |
| | Ed Reed (2002-12) |
| 143 | Jarret Johnson (2003-11) |

MOST CONSECUTIVE GAMES PLAYED

| | |
|-----|--------------------------------|
| 160 | Sam Koch (2006-15) |
| 129 | Jarret Johnson (2003-11) |
| 122 | Joe Flacco (2008-15) |
| 111 | Peter Boulware (1997-2003) |
| 110 | Matt Stover (2002-08) |
| 105 | Terrell Suggs (2003-09) |
| 97 | Matt Stover (1996-2002) |

SCORING RECORDS

MOST POINTS SCORED

| | |
|---------------|---|
| CAREER | |
| 1,464 | Matt Stover (402 PATs, 354 FGs), 1996-2008 |
| 529 | Justin Tucker (139 PATs, 130 FGs), 2012-15 |
| 294 | Billy Cundiff (96 PATs, 66 FGs), 2009-11 |

SEASON

| | |
|-----|--|
| 140 | Justin Tucker (26 PATs, 38 FGs), 2013 |
| 135 | Matt Stover (30 PATs, 35 FGs), 2000 |
| 134 | Matt Stover (35 PATs, 33 FGs), 2003 |

GAME

| | |
|----|---|
| 24 | Marcus Robinson (11/23/03 vs. Sea.), 4 TDs |
| 18 | Justin Tucker (12/16/13 at Det.), 6 FGs |
| | Ray Rice (10/30/11 vs. Ari.), 3 TDs |
| | Torrey Smith (9/25/11 at STL), 3 TDs |
| | Anquan Boldin (9/26/10 vs. Cle.), 3 TDs |
| | Willis McGahee (1/3/10 at Oak.), 3 TDs |
| | Jamal Lewis (twice, 11/19/06 vs. Atl.; 12/7/03 vs. Cin.), 3 TDs |
| | Matt Stover (9/21/97 at Ten.), 5 FGs, 3 PATs |
| | Qadry Ismail (12/12/99 at Pit.), 3 TDs |
| | Jermaine Lewis (12/7/97 vs. Sea.), 3 TDs |
| | Michael Jackson (12/22/96 vs. Hou.), 3 TDs |

MOST POINTS BY A ROOKIE

SEASON

| | |
|-----|--|
| 132 | Justin Tucker (2012), 30 FGs, 42 PATs |
| 44 | Marlon Brown (2013), 7 TDs, 1 (2-pt.) |
| 42 | Torrey Smith (2011), 7 TDs |
| 38 | Jamal Lewis (2000), 6 TDs, 1 (2-pt.) |

GAME

| | |
|----|---|
| 18 | Torrey Smith (9/25/11 at STL), 3 TDs |
| 15 | Justin Tucker (12/23/12 vs. NYG), 4 FGs, 3 PATs |
| 14 | Marlon Brown (11/3/13 at Cle.), 2 TDs, 1 2-pt. |
| 14 | Justin Tucker (9/10/12 vs. Cin.), 3 FGs, 5 PATs |
| 13 | Justin Tucker (11/11/12 vs. Oak.), 2 FGs, 7 PATs |

MOST CONSECUTIVE GAMES SCORING

| | |
|----|--------------------------------|
| 92 | Matt Stover (9/30/02-12/16/07) |
|----|--------------------------------|

MOST TOUCHDOWNS

CAREER

| | |
|----|---|
| 47 | Jamal Lewis (2000-06), 45 rush, 2 rec. |
| 43 | Ray Rice (2008-13), 37 rush, 6 rec. |
| 41 | Todd Heap (2001-10), 41 rec. |
| 35 | Willis McGahee (2007-10), 31 rush, 4 rec. |

SEASON

| | |
|----|--|
| 15 | Ray Rice (2011), 12 rush, 3 rec. |
| 14 | Willis McGahee (2009), 12 rush, 2 rec. |
| | Jamal Lewis (2003), 14 rush |
| | Michael Jackson (1996), 14 rec. |
| 11 | Torrey Smith (2014), 11 rec. |
| | Le'Ron McClain (2008), 10 rush, 1 rec. |

GAME

| | |
|---|--|
| 4 | Marcus Robinson (11/23/03 vs. Sea.), 4 rec. |
| 3 | Ray Rice (10/30/11 vs. Ari.), 3 rush |
| | Torrey Smith (9/25/11 at STL), 3 rec. |
| | Anquan Boldin (9/26/10 vs. Cle.), 3 rec. |
| | Willis McGahee (1/3/10 at Oak.), 3 rush |
| | Jamal Lewis (twice, 11/19/06 vs. Atl.; 12/7/03 vs. Cin.), 3 rush |
| | Qadry Ismail (12/12/99 at Pit.), 3 rec. |
| | Jermaine Lewis (12/7/97 vs. Sea.), 2 PR, 1 rec. |
| | Michael Jackson (12/22/96 vs. Hou.), 3 rec. |

MOST TOUCHDOWNS, ROOKIE SEASON

| | |
|---|------------------------------------|
| 7 | Marlon Brown (2013), 7 rec. |
| | Torrey Smith (2011), 7 rec. |
| 6 | Jamal Lewis (2000), 6 rush |

MOST CONSECUTIVE GAMES SCORING A TD

| | |
|---|------------------------------------|
| 7 | Willis McGahee, 2007 (games 6-12) |
| 5 | Ray Rice, 2009 (games 5-9) |
| | Michael Jackson, 1996 (games 7-11) |
| 4 | Willis McGahee, 2009 (games 1-4) |
| | Jamal Lewis, 2003 (games 1-4) |

MOST (KICKING) PAT ATTEMPTED

CAREER

| | |
|-----|--------------------------------|
| 403 | Matt Stover (1996-2008) |
| 139 | Justin Tucker (2012-15) |
| 96 | Billy Cundiff (2009-11) |

SEASON

| | |
|----|-----------------------------------|
| 42 | Justin Tucker (2014, 2012) |
| 41 | Matt Stover (2008) |
| 39 | Billy Cundiff (2010) |

GAME

| | |
|---|--|
| 7 | Justin Tucker (11/11/12 vs. Oak.) |
| 6 | Justin Tucker (10/12/14 at TB) |
| | Billy Cundiff (12/13/09 vs. Det.) |
| | Matt Stover (12/19/05 vs. GB) |

MOST (KICKING) PAT MADE

CAREER

| | |
|-----|--------------------------------|
| 402 | Matt Stover (1996-2008) |
| 139 | Justin Tucker (2012-15) |
| 96 | Billy Cundiff (2009-11) |

SEASON

| | |
|----|-----------------------------------|
| 42 | Justin Tucker (2014, 2012) |
| 41 | Matt Stover (2008) |
| 39 | Billy Cundiff (2010) |

GAME

| | |
|---|--|
| 7 | Justin Tucker (11/11/12 vs. Oak.) |
| 6 | Justin Tucker (10/12/14 at TB) |
| | Billy Cundiff (12/13/09 vs. Det.) |
| | Matt Stover (12/19/05 vs. GB) |

MOST CONSECUTIVE (KICKING) PAT MADE

| | |
|-----|---------------------------------|
| 389 | Matt Stover (10/27/96-12/28/09) |
|-----|---------------------------------|

HIGHEST (KICKING) PAT PERCENTAGE

CAREER (MIN. 40 ATT.)

| | |
|-------|--|
| 1.000 | Justin Tucker (2012-15, 139 of 139) |
| 1.000 | Billy Cundiff (2009-11, 96 of 96) |
| .998 | Matt Stover (1996-2008, 402 of 403) |

MOST 2-POINT CONVERSIONS

CAREER

| | |
|---|---------------------------|
| 5 | Todd Heap (2001-10) |
| 3 | Michael Jackson (1996-98) |

SEASON

| | |
|----|---|
| *4 | Todd Heap (2003) |
| 2 | Floyd Turner (1998), Michael Jackson (1996) |

GAME

| | |
|-----|----------------------------------|
| **2 | Todd Heap (10/19/03 at Cin.) |
| | Michael Jackson (10/6/96 vs. NE) |

MOST FIELD GOALS ATTEMPTED

CAREER

| | |
|-----|--------------------------------|
| 418 | Matt Stover (1996-2008) |
| 148 | Justin Tucker (2012-15) |
| 83 | Billy Cundiff (2009-11) |

SEASON

| | |
|----|-----------------------------|
| 41 | Justin Tucker (2013) |
| 40 | Justin Tucker (2015) |
| 39 | Matt Stover (2000) |

GAME

| | |
|---|---|
| 6 | Justin Tucker (12/16/13 at Det.) |
| | Billy Cundiff (11/22/09 vs. Ind.) |
| | Matt Stover (9/21/97 at Ten.) |

MOST FIELD GOALS MADE

CAREER

| | |
|-----|--------------------------------|
| 354 | Matt Stover (1996-2008) |
| 130 | Justin Tucker (2012-15) |
| 66 | Billy Cundiff (2009-11) |

SEASON

| | |
|----|-----------------------------|
| 38 | Justin Tucker (2013) |
| 35 | Matt Stover (2000) |
| 33 | Justin Tucker (2015) |
| | Matt Stover (2003) |

GAME

| | |
|---|---|
| 6 | Justin Tucker (12/16/13 at Det.) |
| 5 | 8 times, last by |
| | Justin Tucker (11/11/15 vs. SD) |

MOST CONSECUTIVE FIELD GOALS MADE

| | |
|----|---|
| 36 | Matt Stover (10/31/05-11/19/06) |
| 33 | Justin Tucker (9/22/13-12/16/13) |
| 22 | Matt Stover (11/7/99-9/17/00) |

MOST FIELD GOALS, 1 QUARTER

| | |
|---|---|
| 3 | Justin Tucker (1/3/16 at Cin. - 2nd qrt) |
| | Justin Tucker (9/11/14 vs. Pit. - 4th qrt) |
| | Justin Tucker (12/16/13 at Det. - 2nd qrt) |
| | Matt Stover, 8 times, last on |
| | 11/18/07 vs. Cle. - 4th qrt |

MOST CONSECUTIVE GAMES SCORING FGs

| | |
|-----|-----------------------------------|
| *38 | Matt Stover (10/31/99 - 12/16/01) |
|-----|-----------------------------------|

LONGEST FIELD GOAL MADE

| | |
|----|---|
| 61 | Justin Tucker (12/16/13 at Det.) |
| 56 | Justin Tucker (9/16/12 at Phi.) |
| | Wade Richey (9/14/03 vs. Cle.) |

LONGEST FIELD GOAL ATTEMPTED

| | |
|------|--|
| 64B | Justin Tucker (10/12/14 at TB) |
| 61G | Justin Tucker (12/16/13 at Det.) |
| 58WR | Justin Tucker (11/15/15 vs. Jax.) |

HIGHEST FIELD GOAL PERCENTAGE

CAREER (MIN. 50 ATT.)

| | |
|------|--|
| 87.8 | Justin Tucker (2012-15), 130 of 148 |
| 84.7 | Matt Stover (1996-2008), 354 of 418 |
| 79.5 | Billy Cundiff (2009-11), 66 of 83 |

SEASON (MIN. 16 ATT.)

| | |
|------|------------------------------------|
| 93.3 | Matt Stover (2006), 28-30 |
| 92.7 | Justin Tucker (2013), 38-41 |
| 90.9 | Justin Tucker (2012), 30-33 |

MOST SAFETIES

CAREER

| | |
|---|--------------------------------|
| 2 | Jameel McClain (2008-13) |
| 1 | Terrell Suggs (2003-15) |
| | Ray Lewis (1996-2011) |
| | Ed Reed (2002-11) |
| | *Rob Burnett (1996-2001) |
| | Michael McCrary (1997-2002) |
| | Adalius Thomas (2000-06) |

SEASON

| | |
|---|-----------------------------|
| 2 | Jameel McClain (2008) |
| 1 | Terrell Suggs (2014) |
| | Ed Reed (2006) |
| | Ray Lewis (1999) |
| | Adalius Thomas (2006) |
| | Michael McCrary (2000) |
| | Rob Burnett (1998) |

GAME

| | |
|---|---|
| 1 | 8 times, last by Terrell Suggs (10/19/14 vs. Atl.) |
|---|---|

* NFL Record

** Ties NFL Record



ALL-TIME SCORING

| RK | NAME (SEASONS) | -----TOUCHDOWNS----- | | | | -----PATS----- | | ---FIELD GOALS--- | | | S | PTS |
|----|-------------------------------------|----------------------|-----------|-----------|----------|----------------|------------|-------------------|------------|----------|----------|------------|
| | | TOTAL | RUN | REC | RET | MADE | ATT | MADE | ATT | 2PT | | |
| 1 | Matt Stover (1996-2008) | 0 | 0 | 0 | 0 | 402 | 403 | 354 | 418 | 0 | 0 | 1,464 |
| 2 | Justin Tucker (2012-15) | 0 | 0 | 0 | 0 | 139 | 139 | 130 | 148 | 0 | 0 | 529 |
| 3 | Billy Cundiff (2009-11) | 0 | 0 | 0 | 0 | 96 | 96 | 66 | 83 | 0 | 0 | 294 |
| 4 | Jamal Lewis (2000-06) | 47 | 45 | 2 | 0 | 0 | 0 | 0 | 0 | 1 | 0 | 284 |
| 5 | Ray Rice (2008-13) | 43 | 37 | 6 | 0 | 0 | 0 | 0 | 0 | 1 | 0 | 260 |
| 6 | Todd Heap (2001-10) | 41 | 0 | 41 | 0 | 0 | 0 | 0 | 0 | 5 | 0 | 256 |
| 7 | Willis McGahee (2007-10) | 35 | 31 | 4 | 0 | 0 | 0 | 0 | 0 | 0 | 0 | 210 |
| 8 | Torrey Smith (2011-14) | 30 | 0 | 30 | 0 | 0 | 0 | 0 | 0 | 1 | 0 | 182 |
| 9 | Derrick Mason (2005-10) | 29 | 0 | 29 | 0 | 0 | 0 | 0 | 0 | 1 | 0 | 176 |
| 10 | Jermaine Lewis (1996-2001) | 22 | 0 | 16 | 6 | 0 | 0 | 0 | 0 | 0 | 0 | 132 |
| 11 | Michael Jackson (1996-98) | 18 | 0 | 18 | 0 | 0 | 0 | 0 | 0 | 3 | 0 | 114 |
| 12 | Derrick Alexander (1996-97) | 18 | 0 | 18 | 0 | 0 | 0 | 0 | 0 | 1 | 0 | 110 |
| | Qadry Ismail (1999-2001) | 18 | 0 | 18 | 0 | 0 | 0 | 0 | 0 | 1 | 0 | 110 |
| 14 | Travis Taylor (2000-04) | 15 | 0 | 15 | 0 | 0 | 0 | 0 | 0 | 0 | 0 | 90 |
| 15 | Anquan Boldin (2010-12) | 14 | 0 | 14 | 0 | 0 | 0 | 0 | 0 | 1 | 0 | 86 |
| 16 | Mark Clayton (2005-09) | 14 | 2 | 12 | 0 | 0 | 0 | 0 | 0 | 0 | 0 | 84 |
| | Le'Ron McClain (2007-10) | 14 | 12 | 2 | 0 | 0 | 0 | 0 | 0 | 0 | 0 | 84 |
| 18 | Ed Reed (2002-12) | 13 | 0 | 0 | 13 | 0 | 0 | 0 | 0 | 0 | 1 | 80 |
| 19 | Joe Flacco (2008-15) | 13 | 13 | 0 | 0 | 0 | 0 | 0 | 0 | 0 | 0 | 78 |
| 20 | Priest Holmes (1997-2000) | 11 | 10 | 1 | 0 | 0 | 0 | 0 | 0 | 0 | 0 | 66 |
| | Dennis Pitta (2010-15) | 11 | 0 | 11 | 0 | 0 | 0 | 0 | 0 | 0 | 0 | 66 |
| 22 | Justin Forsett (2014-15) | 10 | 10 | 0 | 0 | 0 | 0 | 0 | 0 | 1 | 0 | 62 |
| 23 | Steve Hauschka (2008-09) | 0 | 0 | 0 | 0 | 27 | 28 | 10 | 15 | 0 | 0 | 57 |
| 24 | Kamar Aiken (2014-15) | 9 | 0 | 8 | 1 | 0 | 0 | 0 | 0 | 0 | 0 | 54 |
| | Bam Morris (1996-97) | 9 | 8 | 1 | 0 | 0 | 0 | 0 | 0 | 0 | 0 | 54 |
| | Steve Smith Sr. (2014-15) | 9 | 0 | 9 | 0 | 0 | 0 | 0 | 0 | 0 | 0 | 54 |
| 27 | Patrick Johnson (1998-2001, 2005) | 8 | 0 | 7 | 1 | 0 | 0 | 0 | 0 | 0 | 0 | 48 |
| | Jacoby Jones (2012-14) | 8 | 0 | 3 | 5 | 0 | 0 | 0 | 0 | 0 | 0 | 48 |
| | Daniel Wilcox (2004-08) | 8 | 0 | 8 | 0 | 0 | 0 | 0 | 0 | 0 | 0 | 48 |
| 30 | Floyd Turner (1996, 1998) | 7 | 0 | 7 | 0 | 0 | 0 | 0 | 0 | 2 | 0 | 46 |
| 31 | Marlon Brown (2013-15) | 7 | 0 | 7 | 0 | 0 | 0 | 0 | 0 | 1 | 0 | 44 |
| | Chester Taylor (2002-05) | 7 | 4 | 3 | 0 | 0 | 0 | 0 | 0 | 1 | 0 | 44 |
| 33 | Ed Dickson (2010-13) | 7 | 0 | 7 | 0 | 0 | 0 | 0 | 0 | 0 | 0 | 42 |
| | Eric Green (1996-98) | 7 | 0 | 7 | 0 | 0 | 0 | 0 | 0 | 0 | 0 | 42 |
| | Chris McAlister (1999-2008) | 7 | 0 | 0 | 7 | 0 | 0 | 0 | 0 | 0 | 0 | 42 |
| | Errict Rhett (1998-99) | 7 | 5 | 2 | 0 | 0 | 0 | 0 | 0 | 0 | 0 | 42 |
| | Shannon Sharpe (2000-01) | 7 | 0 | 7 | 0 | 0 | 0 | 0 | 0 | 0 | 0 | 42 |
| | Brandon Stokley (1999-2002, 2013) | 7 | 0 | 7 | 0 | 0 | 0 | 0 | 0 | 0 | 0 | 42 |
| 39 | Marcus Robinson (2003-03) | 6 | 0 | 6 | 0 | 0 | 0 | 0 | 0 | 0 | 0 | 36 |
| 40 | Earnest Byner (1996-97) | 5 | 4 | 1 | 0 | 0 | 0 | 0 | 0 | 1 | 0 | 32 |
| | Clarence Moore (2004-06) | 5 | 0 | 5 | 0 | 0 | 0 | 0 | 0 | 1 | 0 | 32 |
| | Adalius Thomas (2000-06) | 5 | 0 | 0 | 5 | 0 | 0 | 0 | 0 | 0 | 1 | 32 |
| 43 | Jason Brookins (2001) | 5 | 5 | 0 | 0 | 0 | 0 | 0 | 0 | 0 | 0 | 30 |
| | Crockett Gillmore (2014-15) | 5 | 0 | 5 | 0 | 0 | 0 | 0 | 0 | 0 | 0 | 30 |
| | Terry Jones (2002-05) | 5 | 0 | 5 | 0 | 0 | 0 | 0 | 0 | 0 | 0 | 30 |
| | Kyle Juszczyk (2013-15) | 5 | 0 | 5 | 0 | 0 | 0 | 0 | 0 | 0 | 0 | 30 |
| | Bernard Pierce (2012-14) | 5 | 5 | 0 | 0 | 0 | 0 | 0 | 0 | 0 | 0 | 30 |
| | Lorenzo Taliaferro (2014-15) | 5 | 5 | 0 | 0 | 0 | 0 | 0 | 0 | 0 | 0 | 30 |
| | Rod Woodson (1998-2001) | 5 | 0 | 0 | 5 | 0 | 0 | 0 | 0 | 0 | 0 | 30 |
| 50 | Justin Armour (1999) | 4 | 0 | 4 | 0 | 0 | 0 | 0 | 0 | 0 | 0 | 24 |
| | Obafemi Ayanbadejo (1999-2001) | 4 | 2 | 2 | 0 | 0 | 0 | 0 | 0 | 0 | 0 | 24 |
| | Owen Daniels (2014) | 4 | 0 | 4 | 0 | 0 | 0 | 0 | 0 | 0 | 0 | 24 |
| | Randy Hymes (2002-05) | 4 | 0 | 4 | 0 | 0 | 0 | 0 | 0 | 0 | 0 | 24 |
| | Alan Ricard (2001-05) | 4 | 2 | 0 | 2 | 0 | 0 | 0 | 0 | 0 | 0 | 24 |
| | Musa Smith (2003-07) | 4 | 4 | 0 | 0 | 0 | 0 | 0 | 0 | 0 | 0 | 24 |
| | Demetrius Williams (2006-09) | 4 | 0 | 4 | 0 | 0 | 0 | 0 | 0 | 0 | 0 | 24 |
| 57 | Ray Lewis (1996-2012) | 3 | 0 | 0 | 3 | 0 | 0 | 0 | 0 | 0 | 1 | 20 |
| 58 | Javorius Allen (2015) | 3 | 1 | 2 | 0 | 0 | 0 | 0 | 0 | 0 | 0 | 18 |
| | Terry Allen (2001) | 3 | 3 | 0 | 0 | 0 | 0 | 0 | 0 | 0 | 0 | 18 |
| | Stoney Case (1999) | 3 | 3 | 0 | 0 | 0 | 0 | 0 | 0 | 0 | 0 | 18 |
| | Dallas Clark (2013) | 3 | 0 | 3 | 0 | 0 | 0 | 0 | 0 | 0 | 0 | 18 |
| | Devard Darling (2004-07) | 3 | 0 | 3 | 0 | 0 | 0 | 0 | 0 | 0 | 0 | 18 |
| | Yamon Figurs (2007-08) | 3 | 0 | 1 | 2 | 0 | 0 | 0 | 0 | 0 | 0 | 18 |
| | T.J. Houshmandzadeh (2010) | 3 | 0 | 3 | 0 | 0 | 0 | 0 | 0 | 0 | 0 | 18 |
| | Dawan Landry (2006-10) | 3 | 0 | 0 | 3 | 0 | 0 | 0 | 0 | 0 | 0 | 18 |
| | B.J. Sams (2004-07) | 3 | 1 | 0 | 2 | 0 | 0 | 0 | 0 | 0 | 0 | 18 |
| | Lardarius Webb (2009-15) | 3 | 0 | 0 | 3 | 0 | 0 | 0 | 0 | 0 | 0 | 18 |
| | Chad Williams (2002-05) | 3 | 0 | 0 | 3 | 0 | 0 | 0 | 0 | 0 | 0 | 18 |
| 69 | Terrell Suggs (2003-15) | 2 | 0 | 0 | 2 | 0 | 0 | 0 | 0 | 0 | 1 | 14 |
| | Vinny Testaverde (1996-97) | 2 | 2 | 0 | 0 | 0 | 0 | 0 | 0 | 1 | 0 | 14 |
| 71 | Kyle Boller (2003-07) | 2 | 2 | 0 | 0 | 0 | 0 | 0 | 0 | 0 | 0 | 12 |
| | Michael Campanaro (2014-15) | 2 | 1 | 1 | 0 | 0 | 0 | 0 | 0 | 0 | 0 | 12 |
| | Tandon Doss (2011-13) | 2 | 0 | 1 | 1 | 0 | 0 | 0 | 0 | 0 | 0 | 12 |
| | Sam Gash (2000-02) | 2 | 0 | 2 | 0 | 0 | 0 | 0 | 0 | 0 | 0 | 12 |
| | Jay Graham (1997-99) | 2 | 2 | 0 | 0 | 0 | 0 | 0 | 0 | 0 | 0 | 12 |
| | Corey Harris (1998-2001) | 2 | 0 | 0 | 2 | 0 | 0 | 0 | 0 | 0 | 0 | 12 |
| | Will Hill III (2014-15) | 2 | 0 | 0 | 2 | 0 | 0 | 0 | 0 | 0 | 0 | 12 |
| | Jarret Johnson (2003-11) | 2 | 0 | 0 | 2 | 0 | 0 | 0 | 0 | 0 | 0 | 12 |
| | Ron Johnson (2002-03) | 2 | 0 | 1 | 1 | 0 | 0 | 0 | 0 | 0 | 0 | 12 |
| | Brian Kinchen (1996-98) | 2 | 0 | 2 | 0 | 0 | 0 | 0 | 0 | 0 | 0 | 12 |
| | Vonta Leach (2011-13) | 1 | 1 | 1 | 0 | 0 | 0 | 0 | 0 | 0 | 0 | 12 |
| | Ovie Mughelli (2003-06) | 2 | 0 | 2 | 0 | 0 | 0 | 0 | 0 | 0 | 0 | 12 |
| | Jonathan Ogden (1996-07) | 2 | 0 | 2 | 0 | 0 | 0 | 0 | 0 | 0 | 0 | 12 |
| | Roosevelt Potts (1998) | 2 | 0 | 2 | 0 | 0 | 0 | 0 | 0 | 0 | 0 | 12 |
| | Troy Smith (2007-09) | 2 | 2 | 0 | 0 | 0 | 0 | 0 | 0 | 0 | 0 | 12 |
| | Kelley Washington (2009) | 2 | 0 | 2 | 0 | 0 | 0 | 0 | 0 | 0 | 0 | 12 |
| | Ricky Williams (2011) | 2 | 2 | 0 | 0 | 0 | 0 | 0 | 0 | 0 | 0 | 12 |
| 88 | Jameel McClain (2008-13) | 1 | 0 | 0 | 1 | 0 | 0 | 0 | 0 | 0 | 2 | 10 |

ALL-TIME SCORING (CONT'D)

| RK | NAME (SEASONS) | TOUCHDOWNS | | | | PATS | | FIELD GOALS | | 2PT | S | PTS |
|-----|------------------------------|------------|-----|-----|-----|------|-----|-------------|-----|-----|---|-----|
| | | TOTAL | RUN | REC | RET | MADE | ATT | MADE | ATT | | | |
| 89 | Chuck Evans (1999-2000) | 1 | 0 | 1 | 0 | 0 | 0 | 0 | 1 | 0 | 8 | |
| | Shayne Graham (2011) | 0 | 0 | 0 | 0 | 2 | 2 | 2 | 2 | 0 | 8 | |
| | Sam Koch (2006-15) | 1 | 1 | 0 | 0 | 0 | 0 | 0 | 0 | 1 | 8 | |
| 92 | Anthony Allen (2011-12) | 1 | 1 | 0 | 0 | 0 | 0 | 0 | 0 | 0 | 6 | |
| | Mike Anderson (2006-07) | 1 | 1 | 0 | 0 | 0 | 0 | 0 | 0 | 0 | 6 | |
| | Herman Arvie (1996) | 1 | 0 | 1 | 0 | 0 | 0 | 0 | 0 | 0 | 6 | |
| | Jeff Blake (2002) | 1 | 1 | 0 | 0 | 0 | 0 | 0 | 0 | 0 | 6 | |
| | Lamont Brightful (2002-03) | 1 | 0 | 0 | 1 | 0 | 0 | 0 | 0 | 0 | 6 | |
| | Mike Caldwell (1996) | 1 | 0 | 0 | 1 | 0 | 0 | 0 | 0 | 0 | 6 | |
| | Kaelin Clay (2015) | 1 | 0 | 0 | 1 | 0 | 0 | 0 | 0 | 0 | 6 | |
| | Kenyon Cotton (1997-98) | 1 | 1 | 0 | 0 | 0 | 0 | 0 | 0 | 0 | 6 | |
| | Randall Cunningham (2001) | 1 | 1 | 0 | 0 | 0 | 0 | 0 | 0 | 0 | 6 | |
| | Greg DeLong (1999) | 1 | 0 | 1 | 0 | 0 | 0 | 0 | 0 | 0 | 6 | |
| | Darnell Dinkins (2004-05) | 1 | 0 | 1 | 0 | 0 | 0 | 0 | 0 | 0 | 6 | |
| | Dwan Edwards (2004-09) | 1 | 0 | 0 | 1 | 0 | 0 | 0 | 0 | 0 | 6 | |
| | Chris Givens (2015) | 1 | 0 | 1 | 0 | 0 | 0 | 0 | 0 | 0 | 6 | |
| | Elvis Grbac (2001) | 1 | 1 | 0 | 0 | 0 | 0 | 0 | 0 | 0 | 6 | |
| | Kevin Johnson (2004) | 1 | 0 | 1 | 0 | 0 | 0 | 0 | 0 | 0 | 6 | |
| | James Jones (1996-98) | 1 | 0 | 1 | 0 | 0 | 0 | 0 | 0 | 0 | 6 | |
| | John Jones (2000-03) | 1 | 0 | 1 | 0 | 0 | 0 | 0 | 0 | 0 | 6 | |
| | Antonio Langham (1996-97) | 1 | 0 | 0 | 1 | 0 | 0 | 0 | 0 | 0 | 6 | |
| | Jim Leonhard (2008) | 1 | 0 | 0 | 1 | 0 | 0 | 0 | 0 | 0 | 6 | |
| | Chris Matthews (2015) | 1 | 0 | 1 | 0 | 0 | 0 | 0 | 0 | 0 | 6 | |
| | Steve McNair (2006-07) | 1 | 1 | 0 | 0 | 0 | 0 | 0 | 0 | 0 | 6 | |
| | C.J. Mosley (2014-15) | 1 | 0 | 0 | 1 | 0 | 0 | 0 | 0 | 0 | 6 | |
| | Haloti Ngata (2006-14) | 1 | 0 | 0 | 1 | 0 | 0 | 0 | 0 | 0 | 6 | |
| | Ronnie Prude (2006-07) | 1 | 0 | 0 | 1 | 0 | 0 | 0 | 0 | 0 | 6 | |
| | David Reed (2010-12) | 1 | 0 | 0 | 1 | 0 | 0 | 0 | 0 | 0 | 6 | |
| | James Roe (1996-98) | 1 | 0 | 1 | 0 | 0 | 0 | 0 | 0 | 0 | 6 | |
| | Cory Ross (2006-07) | 1 | 1 | 0 | 0 | 0 | 0 | 0 | 0 | 0 | 6 | |
| | Deion Sanders (2004-05) | 1 | 0 | 0 | 1 | 0 | 0 | 0 | 0 | 0 | 6 | |
| | Jamie Sharper (1997-2001) | 1 | 0 | 0 | 1 | 0 | 0 | 0 | 0 | 0 | 6 | |
| | Daryl Smith (2013-15) | 1 | 0 | 0 | 1 | 0 | 0 | 0 | 0 | 0 | 6 | |
| | Jimmy Smith (2011-15) | 1 | 0 | 0 | 1 | 0 | 0 | 0 | 0 | 0 | 6 | |
| | Duane Starks (1998-2001) | 1 | 0 | 0 | 1 | 0 | 0 | 0 | 0 | 0 | 6 | |
| | Quinn Sypniewski (2006-07) | 1 | 0 | 1 | 0 | 0 | 0 | 0 | 0 | 0 | 6 | |
| | Tyrod Taylor (2011-14) | 1 | 1 | 0 | 0 | 0 | 0 | 0 | 0 | 0 | 6 | |
| | Calvin Williams (1996) | 1 | 0 | 1 | 0 | 0 | 0 | 0 | 0 | 0 | 6 | |
| | Cary Williams (2009-12) | 1 | 0 | 0 | 1 | 0 | 0 | 0 | 0 | 0 | 6 | |
| | Maxx Williams (2015) | 1 | 0 | 1 | 0 | 0 | 0 | 0 | 0 | 0 | 6 | |
| | Josh Wilson (2010) | 1 | 0 | 0 | 1 | 0 | 0 | 0 | 0 | 0 | 6 | |
| 130 | Wade Richey (2003-04) | 0 | 0 | 0 | 0 | 0 | 0 | 1 | 2 | 0 | 3 | |
| 131 | Nick Boyle (2015) | 0 | 0 | 0 | 0 | 0 | 0 | 0 | 0 | 1 | 2 | |
| | Rob Burnett (1996-2001) | 0 | 0 | 0 | 0 | 0 | 0 | 0 | 0 | 0 | 2 | |
| | Ben Coates (2000) | 0 | 0 | 0 | 0 | 0 | 0 | 0 | 0 | 1 | 2 | |
| | Carwell Gardner (1996) | 0 | 0 | 0 | 0 | 0 | 0 | 0 | 0 | 1 | 2 | |
| | Justin Green (2005-07) | 0 | 0 | 0 | 0 | 0 | 0 | 0 | 0 | 1 | 2 | |
| | Michael McCrary (1997-2002) | 0 | 0 | 0 | 0 | 0 | 0 | 0 | 0 | 0 | 2 | |

ALL-TIME DEFENSIVE TDs (56 REGULAR SEASON, 5 PLAYOFFS)

1996

- LB Mike Caldwell 45 INT return; 11/24 vs. Jax.

1997

- CB Antonio Langham 40 INT return; 11/30 at Jax.

1998

- S Rod Woodson 60 INT return; 9/13 at NYJ
- S Rod Woodson 18 INT return; 11/8 vs. Oak.

1999

- S Rod Woodson 66 INT return; 11/7 at Cle.
- CB Duane Starks 43 INT return; 11/21 at Cin.
- S Rod Woodson 47 INT return; 12/5 vs. Ten.
- S Corey Harris 24 INT return; 12/19 vs. NO

2000

- CB Chris McAlister 98 INT return; 12/24 vs. NYJ

2000 POSTSEASON

- LB Ray Lewis 50 INT return; 1/7/01 at Ten.
- CB Duane Starks 49 INT return; 1/28/01 vs. NYG

2001

- S Rod Woodson 47 INT return; 12/2 vs. Ind.
- LB Jamie Sharper 8 FR; 1/7/02 vs. Min.

2002

- LB Adalius Thomas 25 INT return; 11/10 vs. Cin.
- S Chad Williams 98 INT return; 12/1 at Cin.

2003

- S Ed Reed 54 INT return; 9/14 vs. Cle.
- CB Chris McAlister 83 INT return; 10/12 vs. Ari.
- LB Ray Lewis 29 INT return; 11/30 vs. SF
- S Chad Williams 52 INT return; 12/21 at Cle.

2003 POSTSEASON

- S Will Demps 56 INT return; 1/3/04 vs. Ten.

2004 (RAVENS LED NFL IN DEFENSIVE TDs)

- CB Chris McAlister 51 INT return; 9/19 vs. Pit.
- S Ed Reed 22 FR; 10/10 at Was.
- S Deion Sanders 48 INT return; 10/24 vs. Buf.
- S Ed Reed 106 INT return; 11/7 vs. Cle.
- S Chad Williams 44 INT return; 11/21 vs. Dal.
- CB Chris McAlister 64 FR; 12/5 vs. Cin.
- OLB Jarret Johnson 6 INT return; 1/2/05 vs. Mia.

2005

- LB Adalius Thomas 20 INT return; 12/4 vs. Hou.
- LB Adalius Thomas 35 FR; 12/19 vs. GB
- LB Adalius Thomas 9 FR; 1/1/06 at Cle.

2006 (RAVENS LED NFL IN DEFENSIVE TDs)

- CB Chris McAlister 60 INT return; 9/10 at TB
- CB Ronnie Prude 12 INT return; 10/29 at NO
- S Dawan Landry 12 INT return; 10/29 at NO
- S Ed Reed 25 INT (CB Samari Rolle lateral); 11/5 vs. Cin
- LB Adalius Thomas 57 FR; 11/26 vs. Pit.
- CB Chris McAlister 31 INT return; 12/31 vs. Buf.

2007

- LB Ray Lewis 35 INT return; 11/18 vs. Cle.

2008

- S Ed Reed 32 INT return; 9/21 vs. Cle.
- **OLB Terrell Suggs 44 INT return; 10/19 at Mia.**
- **OLB Terrell Suggs 42 INT return; 11/2 at Cle.**
- S Ed Reed 107 INT return; 11/23 vs. Phi.*
- S Jim Leonhard 35 INT return; 11/30 at Cin.
- S Ed Reed 22 FR; 12/7 vs. Was.

2008 POSTSEASON

- S Ed Reed 64 INT return; 1/4/09 at Mia.

2009

- DE Dwan Edwards FR in end zone; 10/4 at NE
- S Ed Reed 52 INT return; 10/11 vs. Cin.
- S Dawan Landry 48 INT return; 11/16 at Cle.

2010

- LB Ray Lewis 24 INT return; 11/21 at Car.
- S Dawan Landry 23 INT (S Ed Reed lateral); 11/21 at Car.
- CB Josh Wilson 12 INT return in OT; 12/13 at Hou.

2010 POSTSEASON

- DE Cory Redding 13 FR; 1/15/11 at Pit.

2011

- DT Haloti Ngata 28 FR; 9/25 at STL
- LB Jameel McClain 6 FR; 10/2 vs. NYJ
- LB Jarret Johnson 26 FR; 10/2 vs. NYJ
- **CB Lardarius Webb 73 INT return; 10/2 vs. NYJ**

2012

- S Ed Reed 34 INT return; 9/10 vs. Cin.
- CB Cary Williams 63 INT return; 9/27 vs. Cle.

2013

- **LB Daryl Smith 37 INT return; 9/22 vs. Hou.**

2014

- **S Will Hill III 44 INT return; 11/24 at NO**

2015

- **CB Jimmy Smith 24 INT return; 9/13 at Den.**
- **LB C.J. Mosley 41 FR; 9/27 vs. Cin.**

*NFL Record



PASSING RECORDS

CAREER PASSING YARDS

| RK | NAME (SEASONS) | ATT. | CMP. | PCT. | YDS. | AVG./ATT. | TD | PCT TD | INT. | PCT INT. | LG | SACKS/ YDS.LOST | RATE |
|----|------------------------------|--------------|--------------|--------------|---------------|-------------|------------|------------|------------|------------|------------|------------------|-------------|
| 1 | Flacco, Joe (2008-15) | 4,070 | 2,479 | 60.9 | 28,322 | 6.96 | 162 | 4.0 | 102 | 2.5 | 80t | 257/1,833 | 84.7 |
| 2 | Boller, Kyle (2003-08) | 1,311 | 746 | 56.9 | 7,846 | 5.98 | 45 | 3.4 | 44 | 3.4 | 77t | 102/660 | 71.9 |
| 3 | Testaverde, Vinny (1996-97) | 1,019 | 596 | 58.5 | 7,148 | 7.01 | 51 | 5.0 | 34 | 3.3 | 86t | 54/399 | 82.8 |
| 4 | McNair, Steve (2006-07) | 673 | 428 | 63.6 | 4,163 | 6.19 | 18 | 2.7 | 16 | 2.4 | 87t | 25/169 | 79.9 |
| 5 | Banks, Tony (1999-2000) | 594 | 319 | 53.7 | 3,714 | 6.25 | 25 | 4.2 | 16 | 2.7 | 76t | 53/342 | 75.7 |
| 6 | Grbac, Elvis (2001) | 467 | 265 | 56.7 | 3,033 | 6.49 | 15 | 3.2 | 18 | 3.9 | 77t | 28/215 | 71.1 |
| 7 | Wright, Anthony (2002-05) | 444 | 258 | 58.1 | 2,781 | 6.26 | 15 | 3.4 | 17 | 3.8 | 64 | 38/272 | 71.9 |
| 8 | Zeier, Eric (1996-98) | 318 | 184 | 57.9 | 2,367 | 7.44 | 12 | 3.8 | 5 | 1.6 | 92 | 39/262 | 87.3 |
| 9 | Blake, Jeff (2002) | 295 | 165 | 55.9 | 2,084 | 7.06 | 13 | 4.4 | 11 | 3.7 | 77t | 30/203 | 77.3 |
| 10 | Harbaugh, Jim (1998) | 293 | 164 | 56.0 | 1,839 | 6.28 | 12 | 4.1 | 11 | 3.8 | 66t | 23/145 | 72.9 |
| 11 | Dilfer, Trent (2000) | 226 | 134 | 59.3 | 1,502 | 6.65 | 12 | 5.3 | 11 | 4.9 | 59t | 23/135 | 76.6 |
| 12 | Redman, Chris (2000-03) | 198 | 106 | 53.5 | 1,111 | 5.61 | 7 | 3.5 | 5 | 2.5 | 36 | 17/113 | 71.3 |
| 13 | Case, Stoney (1999) | 170 | 77 | 45.3 | 988 | 5.81 | 3 | 1.8 | 8 | 4.7 | 54t | 17/116 | 50.3 |
| 14 | Cunningham, Randall (2001) | 89 | 54 | 60.7 | 573 | 6.44 | 3 | 3.4 | 2 | 2.2 | 30 | 12/66 | 81.3 |
| 15 | Mallett, Ryan (2015) | 97 | 58 | 59.8 | 566 | 5.84 | 2 | 2.1 | 2 | 2.1 | 39 | 2/19 | 74.5 |
| 16 | Smith, Troy (2007-09) | 89 | 48 | 53.9 | 558 | 6.27 | 3 | 3.4 | 1 | 1.1 | 79t | 5/30 | 79.7 |
| 17 | Clausen, Jimmy (2015) | 85 | 49 | 57.6 | 555 | 6.53 | 2 | 2.4 | 3 | 3.5 | 48t | 3/8 | 70.5 |
| 18 | Schaub, Matt (2015) | 80 | 52 | 65.0 | 540 | 6.75 | 3 | 3.8 | 4 | 5.0 | 48 | 3/27 | 76.0 |
| 19 | Mitchell, Scott (1999) | 56 | 24 | 42.9 | 236 | 4.21 | 1 | 1.8 | 4 | 7.1 | 28t | 6/30 | 31.5 |
| 20 | Taylor, Tyrod (2011-14) | 35 | 19 | 54.3 | 199 | 5.69 | 0 | 0.0 | 2 | 5.7 | 25 | 5/33 | 47.2 |
| 21 | Clayton, Mark (2005-09) | 5 | 2 | 40.0 | 32 | 6.40 | 1 | 20.0 | 0 | 0.0 | 32t | 0/0 | 101.7 |
| 22 | Koch, Sam (2006-15) | 2 | 2 | 100.0 | 10 | 5.00 | 0 | 0.0 | 0 | 0.0 | 13 | 0/0 | 87.5 |
| 23 | Lewis, Jermaine (1996-2001) | 1 | 1 | 100.0 | 3 | 3.00 | 0 | 0.0 | 0 | 0.0 | 3 | 0/0 | 79.2 |
| 24 | Rice, Ray (2008-13) | 2 | 1 | 50.0 | 1 | 0.50 | 1 | 50.0 | 0 | 0.0 | 1t | 0/0 | 95.8 |
| | Richardson, Wally (1997-98) | 2 | 1 | 50.0 | 1 | 0.50 | 0 | 0.0 | 0 | 0.0 | 1 | 0/0 | 56.3 |
| 26 | Heap, Todd (2001-10) | 1 | 0 | 0.0 | 0 | 0.00 | 0 | 0.0 | 0 | 0.0 | 0 | 0/0 | 39.6 |
| | Holmes, Priest (1997-2000) | 1 | 0 | 0.0 | 0 | 0.00 | 0 | 0.0 | 1 | 100.0 | 0 | 0/0 | 0.0 |
| | Hymes, Randy (2002-05) | 3 | 0 | 0.0 | 0 | 0.00 | 0 | 0.0 | 0 | 0.0 | 0 | 0/0 | 39.6 |
| | Zastudil, Dave (2002-05) | 1 | 0 | 0.0 | 0 | 0.00 | 0 | 0.0 | 0 | 0.0 | 0 | 0/0 | 39.6 |
| 30 | Boldin, Anquan (2010-12) | 1 | 1 | 100.0 | (-6) | -6.00 | 0 | 0.0 | 0 | 0.0 | 0 | 0/0 | 79.2 |
| 31 | Richardson, Kyle (1997-2001) | 1 | 1 | 100.0 | (-11) | -11.00 | 0 | 0.0 | 0 | 0.0 | -11 | 0/0 | 79.2 |


LONGEST PASS PLAYS

| | | | |
|-----|--|-----|--|
| 92 | Eric Zeier to Derrick Alexander vs. Sea., 12/7/97 | 61 | Joe Flacco to Anquan Boldin vs. Pit., 12/5/10 |
| 87t | Steve McNair to Mark Clayton at KC, 12/10/06 | 60 | Joe Flacco to Torrey Smith vs. NYJ 11/24/13 |
| 86t | Vinny Testaverde to Michael Jackson vs. Hou., 12/22/96 | 59 | Joe Flacco to Marlon Brown vs. GB, 10/13/13 |
| 83t | Eric Zeier to Derrick Alexander at Cin., 12/21/97 | 59t | Trent Dilfer to Shannon Sharpe vs. Dal., 11/19/00 |
| 80t | Joe Flacco to Steve Smith Sr. vs. Cin., 9/7/14 | 59t | Tony Banks to Qadry Ismail at Pit., 12/12/99 |
| 79t | Troy Smith to Derrick Mason at Sea., 12/23/07 | 58 | Joe Flacco to Ed Dickson vs. Den., 10/10/10 |
| 77t | Kyle Boller to Demetrius Williams vs. Cle., 12/17/06 | 58t | Jim Harbaugh to Jermaine Lewis at SD, 11/15/98 |
| 77t | Jeff Blake to Jamal Lewis vs. NO, 12/8/02 | 57t | Kyle Boller to Randy Hymes vs. KC, 10/4/04 |
| 77t | Elvis Grbac to Qadry Ismail vs. Ten., 10/7/01 | 57t | Elvis Grbac to Qadry Ismail at Ten., 11/12/01 |
| 76t | Tony Banks to Qadry Ismail at Pit., 12/12/99 | 56t | Joe Flacco to Steve Smith Sr. at TB, 10/12/14 |
| 76t | Tony Banks to Patrick Johnson vs. Ten., 12/5/99 | 56 | Joe Flacco to Anquan Boldin vs. Hou., 10/16/11 |
| 74 | Joe Flacco to Torrey Smith at Buf., 9/29/13 | 56t | Joe Flacco to T.J. Houshmandzadeh at Car., 11/21/10 |
| 74t | Joe Flacco to Torrey Smith at STL, 9/25/11 | 56t | Eric Zeier to Jermaine Lewis at Jax., 9/20/98 |
| 73t | Kyle Boller to Travis Taylor at Cin., 10/19/03 | 56 | Jim Harbaugh to Eric Green at Jax., 9/20/98 |
| 73 | Tony Banks to Billy Davis at Cin., 11/21/99 | 54 | Joe Flacco to Torrey Smith vs. Pit., 11/28/13 |
| 73t | Eric Zeier to Jermaine Lewis vs. Cin., 9/27/98 | 54 | Joe Flacco to Torrey Smith at SD, 11/25/12 |
| 72t | Joe Flacco to Derrick Mason vs. Cle., 9/27/09 | 54 | Joe Flacco to Mark Clayton vs. Pit., 11/29/09 |
| 70t | Joe Flacco to Mark Clayton at Cin., 11/30/08 | 54 | Joe Flacco to Derrick Mason at Ind., 10/12/08 |
| 70t | Joe Flacco to Demetrius Williams vs. Oak., 10/26/08 | 54t | Tony Banks to Qadry Ismail at Pit., 12/12/99 |
| 67 | Joe Flacco to Donte' Stallworth vs. Pit., 12/5/10 | 54 | Tony Banks to Qadry Ismail vs. Den., 12/5/99 |
| 66t | Joe Flacco to Jacoby Jones vs. NYJ 11/24/13 | 54t | Stoney Case to Justin Armour at Atl., 10/3/99 |
| 66t | Jim Harbaugh to Floyd Turner at Ten., 12/6/98 | 54t | Vinny Testaverde to Michael Jackson vs. Jax., 8/31/97 |
| 65t | Joe Flacco to Todd Heap vs. TB, 11/28/10 | 53 | Joe Flacco to Torrey Smith vs. Cle., 12/28/14 |
| 65t | Steve McNair to Mark Clayton at Ten., 11/12/06 | 53t | Joe Flacco to Mark Clayton vs. Phi., 11/23/08 |
| 65t | V. Testaverde to Michael Jackson at SF, 11/17/96 | 53 | Kyle Boller to Devard Darling vs. NE, 12/3/07 |
| 64 | Anthony Wright to Travis Taylor vs. Cin., 12/7/03 | 53t | Tony Banks to Qadry Ismail at Pit., 9/3/00 |
| 64 | Jeff Blake to Travis Taylor at Atl., 11/3/02 | 53 | Jim Harbaugh to Jermaine Lewis vs. Ind., 11/29/98 |
| 64 | Tony Banks to Patrick Johnson vs. Cin., 12/26/99 | 53 | Jim Harbaugh to Michael Jackson at GB, 10/25/98 |
| 64t | Eric Zeier to Jermaine Lewis vs. Pit., 9/6/98 | 53 | Vinny Testaverde to Derrick Alexander vs. Pit., 12/1/96 |
| 64t | V. Testaverde to Derrick Alexander vs. NO, 9/29/96 | 52 | Joe Flacco to Torrey Smith vs. Cin., 9/10/12 |
| 63 | Joe Flacco to Tandon Doss vs. GB, 10/13/13 | 52 | Joe Flacco to Ray Rice vs. NYJ, 10/2/11 |
| 63 | Joe Flacco to Ray Rice at Min., 10/18/09 | 52 | Kyle Boller to Mark Clayton vs. NE, 12/3/07 |
| 63 | Elvis Grbac to Travis Taylor at Den., 9/30/01 | 52 | Kyle Boller to Clarence Moore at Phi., 10/31/04 |
| 62t | Joe Flacco to Derrick Mason vs. Det., 12/13/09 | 52t | Vinny Testaverde to Bam Morris at Jax., 11/10/96 |
| 62t | Kyle Boller to Mark Clayton vs. Car., 10/15/06 | 52t | Stoney Case to Patrick Johnson at Atl., 10/3/99 |
| 61t | Joe Flacco to Steve Smith Sr. vs. Car., 9/28/14 | 51 | Joe Flacco to Torrey Smith vs. Hou., 10/16/11 |
| 61t | Joe Flacco to Dennis Pitta vs. Den., 9/27/12 | 50t | Joe Flacco to Steve Smith Sr. vs. Cin., 9/27/15 |

ALL 300-YARD GAMES

| | |
|-----|---|
| 429 | Vinny Testaverde vs. STL, 10/27/96 (31 of 51) |
| 389 | Joe Flacco at STL, 9/25/11 (27 of 48) |
| 385 | Joe Flacco at Min., 10/18/09 (28 of 43) |
| 384 | Joe Flacco at Oak., 9/20/15 (32 of 45) |
| 382 | Joe Flacco vs. NE, 9/23/12 (28 of 39) |
| 373 | Steve McNair at Ten., 11/12/06 (29 of 47) |
| 366 | Vinny Testaverde vs. Jax., 11/24/96 (31 of 50) |
| 362 | Joe Flacco vs. Cin., 9/27/15 (32 of 49) |
| 362 | Joe Flacco at Den., 9/5/13 (34 of 62) |
| 356 | Joe Flacco vs. Cle., 9/27/12 (28 of 46) |
| 355 | Joe Flacco at SD, 11/25/12 (30 of 51) |
| 353 | Vinny Testaverde vs. NE, 10/6/96 (29 of 45) |
| 349 | Eric Zeier at Cin., 12/21/97 (28 of 41) |
| 347 | Joe Flacco at Buf., 9/29/13 (25 of 50) |
| 345 | Joe Flacco vs. Cin., 9/7/14 (35 of 62) |
| 343 | Joe Flacco at SF, 10/18/15 (33 of 53) |
| 342 | Joe Flacco vs. GB, 10/13/13 (20 of 34) |
| 342 | Joe Flacco vs. Cle., 9/27/09 (25 of 35) |
| 341 | Joe Flacco vs. Oak., 11/11/12 (21 of 33) |
| 338 | Vinny Testaverde at Den., 10/20/96 (27 of 45) |
| 336 | Joe Flacco vs. Ari., 10/30/11 (31 of 51) |
| 336 | Jeff Blake at Pit., 12/29/02 (19 of 26) |
| 332 | Tony Banks vs. Ten., 12/5/99 (18 of 31) |
| 331 | Vinny Testaverde vs. Mia., 10/19/97 (32 of 47) |
| 327 | Joe Flacco vs. Car., 9/28/14 (22 of 31) |
| 326 | Elvis Grbac at Cin., 9/23/01 (33 of 63) |
| 322 | Vinny Testaverde vs. Jax., 8/31/97 (24 of 41) |
| 319 | Joe Flacco vs. SD, 11/1/15 (25 of 37) |
| 319 | Anthony Wright vs. Sea., 11/23/03 (20 of 37) |
| 318 | Vinny Testaverde at Ten., 9/21/97 (23 of 37) |
| 316 | Joe Flacco vs. Jax., 11/15/15 (34 of 45) |
| 316 | Jeff Blake vs. NO, 12/8/02 (18 of 39) |
| 312 | Joe Flacco vs. Cle., 12/28/14 (22 of 36) |
| 309 | Joe Flacco vs. NYG, 12/23/12 (25 of 36) |
| 308 | Matt Schaub at Mia., 12/6/15 (32 of 46) |
| 307 | Joe Flacco vs. KC, 9/13/09 (26 of 43) |
| 307 | Steve McNair at Cle., 9/30/07 (34 of 53) |
| 307 | Vinny Testaverde vs. Hou., 12/22/96 (23 of 32) |
| 306 | Joe Flacco at TB, 10/12/14 (21 of 29) |
| 305 | Joe Flacco vs. Hou., 10/16/11 (22 of 33) |
| 303 | Joe Flacco at Pit., 11/2/14 (30 of 45) |
| 302 | Kyle Boller at Cin., 10/19/03 (15 of 27) |
| 302 | Eric Zeier vs. Sea., 12/7/97 (17 of 28) |
| 301 | Joe Flacco at Car., 11/21/10 (24 of 33) |
| 300 | Joe Flacco at Pit., 11/6/11 (28 of 47) |

Current Ravens in Bold



PASSING RECORDS

PASSING RECORDS

HIGHEST QUARTERBACK PASSER RATING

CAREER (MIN. 450 ATT.)

84.7 Joe Flacco (2008-15)
82.8 Vinny Testaverde (1996-97)
79.9 Steve McNair (2006-07)

SEASON (MIN. 300 ATT.)

93.6 Joe Flacco (2010)
91.0 Joe Flacco (2014)
88.9 Joe Flacco (2009)

GAME (MIN. 15 ATT.)

149.7 Joe Flacco (10/12/14 at TB)
137.4 Joe Flacco (9/28/14 vs. Car.)
136.8 Kyle Boller (12/19/05 vs. GB)

MOST PASS ATTEMPTS

CAREER

4,070 Joe Flacco (2008-15)
1,311 Kyle Boller (2003-08)
1,019 Vinny Testaverde (1996-97)

SEASON

614 Joe Flacco (2013)
554 Joe Flacco (2014)
549 Vinny Testaverde (1996)

GAME

63 Elvis Grbac (9/23/01 at Cin.)
62 Joe Flacco (9/7/14 vs. Cin.)
Joe Flacco (9/5/13 at Den.)

MOST PASS COMPLETIONS

CAREER

2,479 Joe Flacco (2008-15)
746 Kyle Boller (2003-08)
596 Vinny Testaverde (1996-97)

SEASON

362 Joe Flacco (2013)
344 Joe Flacco (2014)
325 Vinny Testaverde (1996)

GAME

35 Joe Flacco (9/7/14 vs. Cin.)
34 Joe Flacco (11/15/15 vs. Jax.)
Joe Flacco (9/5/13 at Den.)
Steve McNair (9/30/07 at Cle.)
33 Joe Flacco (10/18/15 at SF)
Elvis Grbac (9/23/01 at Cin.)

MOST PASSING YARDAGE

CAREER

28,322 Joe Flacco (2008-15)
7,846 Kyle Boller (2003-08)
7,148 Vinny Testaverde (1996-97)

SEASON

4,177 Vinny Testaverde (1996)
3,986 Joe Flacco (2014)
3,912 Joe Flacco (2013)

GAME

429 Vinny Testaverde (10/27/96 vs. STL - OT)
389 Joe Flacco (9/25/11 at STL)
385 Joe Flacco (10/18/09 at Min.)
384 Joe Flacco (9/20/15 at Oak.)

MOST 400-YARD PASSING GAMES

CAREER

1 Vinny Testaverde (1996-97)

SEASON

1 Vinny Testaverde (1996)

MOST 300-YARD PASSING GAMES

CAREER

26 Joe Flacco (2008-15)
8 Vinny Testaverde (1996-97)
2 Steve McNair (2006-07)
Jeff Blake (2002)
Eric Zeier (1996-97)

SEASON

5 Joe Flacco (2015, 2014, 2012)
Vinny Testaverde (1996)
4 Joe Flacco (2011)
3 Joe Flacco (2013, 2009)
2 Jeff Blake (2002); Eric Zeier (1997)

LONGEST COMPLETION

92 Eric Zeier to Derrick Alexander
(12/7/97 vs. Sea.)

87t Steve McNair to Mark Clayton
(12/10/06 at KC)

86t Vinny Testaverde to Michael Jackson
(12/22/96 vs. Hou.)

HIGHEST COMPLETION PERCENTAGE

CAREER (MIN. 400 ATT.)

63.6 Steve McNair (2006-07)
60.9 Joe Flacco (2008-15)
58.5 Vinny Testaverde (1996-97)

SEASON (MIN. 225 ATT.)

64.4 Joe Flacco (2015)
63.1 Joe Flacco (2009)
63.0 Steve McNair (2006)

GAME (MIN. 20 ATT.)

80.0 Joe Flacco (11/1/09 vs. Den.), 20 of 25
Elvis Grbac (10/21/01 at Cle.), 16 of 20
Elvis Grbac (9/9/01 vs. Chi.), 24 of 30
79.4 Jim Harbaugh (11/1/98 vs. Jax.), 27 of 34

HIGHEST AVERAGE GAIN PER ATTEMPT

CAREER (MIN. 400 ATT.)

7.01 Vinny Testaverde (1996-97)
6.96 Joe Flacco (2008-15)
6.49 Elvis Grbac (2001)

SEASON (MIN. 225 ATT.)

7.61 Vinny Testaverde (1996)
7.41 Joe Flacco (2010)
7.24 Joe Flacco (2009)

GAME (MIN. 15 ATT.)

12.92 Jeff Blake (12/29/02 at Pit.), 26-336
12.91 Joe Flacco (12/28/08 vs. Jax.), 23-297
12.70 Eric Zeier (9/27/98 vs. Cin.), 20-254

MOST TOUCHDOWNS PASSING

CAREER

162 Joe Flacco (2008-15)
51 Vinny Testaverde (1996-97)
45 Kyle Boller (2003-08)

SEASON

33 Vinny Testaverde (1996)
27 Joe Flacco (2014)
25 Joe Flacco (2010)

GAME

5 Joe Flacco (10/12/14 at TB)
Tony Banks (9/10/00 vs. Jax.)
4 Joe Flacco (12/20/09 vs. Chi.)
Kyle Boller (12/12/04 vs. NYG)
Anthony Wright (11/23/03 vs. Sea.)
Tony Banks (12/5/99 vs. Ten.)
Vinny Testaverde (10/20/96 at Den.)

MOST GAMES, 4 OR MORE TD PASSES

CAREER

2 Joe Flacco (2008-15)
Tony Banks (1999-2000)
1 Kyle Boller (2003-08)
Anthony Wright (2002-05)
Vinny Testaverde (1996-97)

SEASON

1 Joe Flacco (2014, 2009)
Kyle Boller (2004)
Anthony Wright (2003)
Tony Banks (2000, 1999)
Vinny Testaverde (1996)

MOST GAMES, 3 OR MORE TD PASSES

CAREER

14 Joe Flacco (2008-15)
10 Vinny Testaverde (1996-97)
5 Kyle Boller (2003-08)

SEASON

7 Vinny Testaverde (1996)
3 Joe Flacco (2012, 2010)
Kyle Boller (2005)
Tony Banks (1999)

MOST CONSECUTIVE GAMES, 3 OR MORE TD PASSES

4 Vinny Testaverde (5th-8th, 1996)
3 Tony Banks (12th-14th, 1999)

MOST CONSECUTIVE GAMES, TD PASSES

13 Vinny Testaverde (13th, 1996-9th, 1997)
10 Joe Flacco (6th-15th, 2010)
9 Joe Flacco (2nd-10th, 2015)
8 Joe Flacco (9th-16th, 2014)
Joe Flacco (6th-13th, 2013)
Joe Flacco (13th, 2011 - 4th, 2012)
Joe Flacco (6th-13th, 2008)

MOST CONSECUTIVE PASSES ATTEMPTED NOT INTERCEPTED

175 Eric Zeier (11/9/97-9/20/98)
162 Steve McNair (11/12/06-12/24/06)
137 Joe Flacco (10/3/10-11/11/10)
126 Joe Flacco (11/2/14-12/7/14)
Joe Flacco (11/11/12-12/2/12)
124 Joe Flacco (10/12/08-11/16/08)

MOST CONSECUTIVE PASSES COMPLETED

14 Joe Flacco (11/1/09 vs. Den.)
12 Matt Schaub (12/6/15 at Mia.)
Joe Flacco (10/5/08 vs. Ten.)
11 Joe Flacco (9/7/14 vs. Cin. - 9/11/14 vs. Pit.)
Joe Flacco (10/12/08 at Ind.)

MOST PASSES HAD INTERCEPTED

CAREER

102 Joe Flacco (2008-15)
44 Kyle Boller (2003-08)
34 Vinny Testaverde (1996-97)

SEASON

22 Joe Flacco (2013)
19 Vinny Testaverde (1996)
18 Elvis Grbac (2001)

GAME

5 Joe Flacco (9/29/13 at Buf.)
4 Joe Flacco (9/19/10 at Cin.)
Elvis Grbac (11/18/01 vs. Cle.)
Vinny Testaverde (11/3/96 vs. Cin.)

MOST PASS ATTEMPTS, NO INTERCEPTIONS

GAME

51 Joe Flacco (11/25/12 at SD)
50 Vinny Testaverde (11/24/96 vs. Jax.)
48 Joe Flacco (9/25/11 at STL)
47 Joe Flacco (11/6/11 at Pit.)
Vinny Testaverde (10/19/97 vs. Mia.)
43 Joe Flacco (10/18/09 at Min.)
Steve McNair (11/30/06 at Cin.)

LOWEST PCT. PASSES HAD INTERCEPTED

CAREER (MIN. 450 ATT.)

2.4 Steve McNair (2006-07)
2.5 Joe Flacco (2008-15)
2.7 Tony Banks (1999-2000)

SEASON (MIN. 225 ATT.)

1.9 Joe Flacco (2012)
2.0 Joe Flacco (2010)
2.2 Joe Flacco (2014, 2011)
2.4 Joe Flacco (2009)
Kyle Boller (2004)

MOST TIMES SACKED

CAREER

257 Joe Flacco (2008-15)
102 Kyle Boller (2003-08)
54 Vinny Testaverde (1996-97)

SEASON

48 Joe Flacco (2013)
40 Joe Flacco (2010)
36 Joe Flacco (2009)

GAME

7 Jeff Blake (11/17/02 at Mia.)
Tony Banks (11/21/99 at Cin.)
Eric Zeier (12/21/97 at Cin.)

RECEIVING RECORDS

TOP 10 CAREER RECEIVING YARDS

| RANK | NAME (SEASONS) | REC | YDS | AVG | LG | TD |
|------|------------------------------|-----|-------|------|-----|----|
| 1 | Mason, Derrick (2005-10) | 471 | 5,777 | 12.3 | 79t | 29 |
| 2 | Heap, Todd (2001-10) | 467 | 5,492 | 11.8 | 65t | 41 |
| 3 | Smith, Torrey (2011-14) | 213 | 3,591 | 16.9 | 74t | 30 |
| 4 | Clayton, Mark (2005-09) | 234 | 3,116 | 13.3 | 87t | 12 |
| 5 | Rice, Ray (2008-13) | 369 | 3,034 | 8.2 | 63 | 6 |
| 6 | Ismail, Qadry (1999-2001) | 191 | 2,819 | 14.8 | 77t | 18 |
| 7 | Taylor, Travis (2000-04) | 204 | 2,758 | 13.5 | 73t | 15 |
| 8 | Boldin, Anquan (2010-12) | 186 | 2,645 | 14.2 | 61 | 14 |
| 9 | Jackson, Michael (1996-98) | 183 | 2,596 | 14.2 | 86t | 18 |
| 10 | Alexander, Derrick (1996-97) | 127 | 2,108 | 16.6 | 92 | 18 |

RECEIVING RECORDS

MOST RECEPTIONS

CAREER

| | |
|-----|-------------------------|
| 471 | Derrick Mason (2005-10) |
| 467 | Todd Heap (2001-10) |
| 369 | Ray Rice (2008-13) - RB |

SEASON

| | |
|-----|-------------------------------|
| 103 | Derrick Mason (2007) |
| 86 | Derrick Mason (2005) |
| 80 | Derrick Mason (2008) |
| 79 | Steve Smith Sr. (2014) |

GAME

| | |
|----|--|
| 13 | Steve Smith Sr. (9/27/15 vs. Cin.) |
| | Priest Holmes (10/11/98 vs. Ten.) - RB |
| 12 | Javorius Allen (12/6/15 at Mia.) - RB |
| 11 | Derrick Mason (10/7/07 at SF) |
| 10 | Steve Smith Sr. (9/20/15 at Oak.) |
| | Dennis Pitta (9/7/14 vs. Cin.) |
| | Ed Dickson (11/13/11 at Sea.) |
| | Ray Rice (10/18/09 at Min.) - RB |
| | Derrick Mason (9/30/07 at Cle.) |
| | Floyd Turner (12/13/98 vs. Min.) |

MOST SEASONS, 50 OR MORE RECEPTIONS

| | |
|---|--|
| 6 | Derrick Mason (2005-10) |
| 5 | Ray Rice (2009-13) |
| | Todd Heap (2009, 2006, 2005, 2003, 2002) |
| 3 | Anquan Boldin (2010-12) |

MOST CONSECUTIVE GAMES W/ A RECEPTION

| | |
|----|-------------------------|
| 74 | Todd Heap (2002-07) |
| 71 | Ray Rice (2008-12) |
| 46 | Derrick Mason (2006-09) |

MOST RECEIVING YARDAGE

CAREER

| | |
|-------|-----------------------------------|
| 5,777 | Derrick Mason (2005-10), 471 rec. |
| 5,492 | Todd Heap (2001-10), 467 rec. |
| 3,591 | Torrey Smith (2011-14), 213 rec. |

SEASON

| | |
|-------|---------------------------------|
| 1,201 | Michael Jackson (1996), 76 rec. |
| 1,128 | Torrey Smith (2013), 65 rec. |
| 1,105 | Qadry Ismail (1999), 68 rec. |

GAME

| | |
|-----|--|
| 258 | Qadry Ismail (12/12/99 at Pit.), 6 rec. |
| 198 | Derrick Alexander (12/1/96 vs. Pit.), 7 rec. |
| 186 | Steve Smith Sr. (9/27/15 vs. Cin.), 13 rec. |

MOST RECEIVING YARDAGE IN A HALF

| | |
|-----|--|
| 210 | Qadry Ismail (12/12/99 at Pit.), 4 rec. |
| 166 | Derrick Alexander (12/1/96 vs. Pit.), 5 rec. |
| 144 | Torrey Smith (9/25/11 at STL), 4 rec. |

MOST SEASONS, 1,000 OR MORE YARDS, RECEIVING

| | |
|---|--|
| 4 | Derrick Mason (2009, 2008, 2007, 2005) |
| 2 | Qadry Ismail (2001, 1999) |
| | Derrick Alexander (1997, 1996) |

MOST 100-YARD RECEIVING GAMES

CAREER

| | |
|---|----------------------------------|
| 9 | Mark Clayton (2005-09) |
| 7 | Steve Smith Sr. (2014-15) |
| | Derrick Mason (2005-10) |
| | Derrick Alexander (1996-97) |
| 6 | Torrey Smith (2011-14) |
| | Anquan Boldin (2010-12) |
| 5 | Qadry Ismail (1999-2001) |
| | Michael Jackson (1996-98) |

SEASON

| | |
|---|--------------------------------|
| 4 | Steve Smith Sr. (2014) |
| | Mark Clayton (2006) |
| | Michael Jackson (1996) |
| 3 | Steve Smith Sr. (2015) |
| | Anquan Boldin (2010) |
| | Qadry Ismail (1999) |
| | Derrick Alexander (1997, 1996) |

MOST CONSECUTIVE GAMES, AT LEAST 100 YARDS, RECEIVING

| | |
|---|-------------------------------------|
| 3 | Qadry Ismail (1999) |
| 2 | Steve Smith Sr. (2015, 2014) |
| | Torrey Smith (2013) |
| | Floyd Turner (1998, 1996) |
| | Michael Jackson (1997, 1996) |

LONGEST PASS RECEPTION

| | |
|-----|--------------------------------------|
| 92 | Derrick Alexander (12/7/97 vs. Sea.) |
| 87t | Mark Clayton (12/10/06 at KC) |
| 86t | Michael Jackson (12/22/96 vs. Hou.) |

AVERAGE GAIN PER RECEPTION

| | |
|------|--|
| 16.9 | Torrey Smith (2011-14), 213-3,591 |
| 16.6 | Derrick Alexander (1996-97), 127-2,108 |
| 16.0 | Demetrius Williams (2006-09), 63-1,008 |

SEASON (MIN. 25 RECEPTIONS)

| | |
|------|------------------------------------|
| 19.1 | Jermaine Lewis (1998), 41-784 |
| 18.1 | Patrick Johnson (1999), 29-526 |
| 17.7 | Derrick Alexander (1996), 62-1,099 |

GAME (MIN. 3 RECEPTIONS)

| | |
|------|---|
| 43.0 | Qadry Ismail (12/12/99 at Pit.), 6-258 |
| 34.5 | Travis Taylor (10/19/03 at Cin.), 4-138 |
| 33.2 | Torrey Smith (9/29/13 at Buf.), 5-166 |

MOST TD RECEPTIONS

CAREER

| | |
|----|-------------------------|
| 41 | Todd Heap (2001-10) |
| 30 | Torrey Smith (2011-14) |
| 29 | Derrick Mason (2005-10) |

SEASON

| | |
|----|--------------------------------|
| 14 | Michael Jackson (1996) |
| 11 | Torrey Smith (2014) |
| 9 | Derrick Alexander (1997, 1996) |
| 8 | Torrey Smith (2012) |
| 7 | Marlon Brown (2013) |
| | Dennis Pitta (2012) |
| | Torrey Smith (2011) |
| | Derrick Mason (2010, 2009) |
| | Anquan Boldin (2010) |
| | Todd Heap (2005) |
| | Qadry Ismail (2001) |

GAME

| | |
|---|---|
| 4 | Marcus Robinson (11/23/03 vs. Sea.) |
| 3 | Torrey Smith (9/25/11 at STL) |
| | Anquan Boldin (9/26/10 vs. Cle.) |
| | Qadry Ismail (12/12/99 at Pit.) |
| | Michael Jackson (12/22/96 vs. Hou.) |
| 2 | 37 times, last by Steve Smith Sr. (9/27/15 vs. Cin.) |

MOST CONSECUTIVE GAMES, TD RECEPTIONS

| | |
|---|---|
| 5 | Michael Jackson (1996, 7th-11th games) |
| 4 | Derrick Alexander (1997, 6th-9th games) |
| 3 | Todd Heap (2006, 2nd-4th games) |

ALL 100-YARD GAMES

| | |
|-----|---|
| 258 | Qadry Ismail at Pit., 12/12/99 (6 rec.) |
| 198 | Derrick Alexander vs. Pit., 12/1/96 (7 rec.) |
| 186 | Steve Smith Sr. vs. Cin., 9/27/15 (13 rec.) |
| 166 | Torrey Smith at Buf., 9/29/13 (5 rec.) |
| 165 | Torrey Smith vs. Cin., 11/20/11 (6 rec.) |
| 164 | Mark Clayton at Cin., 11/30/08 (5 rec.) |
| 152 | Torrey Smith at STL, 9/25/11 (5 rec.) |
| 150 | Steve Smith Sr. at Oak., 9/20/15 (10 rec.) |
| 150 | Derrick Alexander vs. Sea., 12/7/97 (6 rec.) |
| 150 | Michael Jackson vs. Jax., 11/24/96 (9 rec.) |
| 147 | Floyd Turner vs. Min., 12/13/98 (10 rec.) |
| 146 | Todd Heap at Pit., 12/29/02 (7 rec.) |
| 145 | Anquan Boldin vs. Ari., 10/30/11 (7 rec.) |
| 144 | Torrey Smith at SD, 11/25/12 (7 rec.) |
| 143 | Michael Jackson vs. Jax., 8/31/97 (8 rec.) |
| 142 | Anquan Boldin vs. Cle., 9/26/10 (8 rec.) |
| 142 | Derrick Mason vs. Ind., 11/22/09 (9 rec.) |
| 139 | Steve Smith Sr. vs. Car., 9/28/14 (7 rec.) |
| 138 | Travis Taylor at Cin., 10/19/03 (4 rec.) |
| 137 | Steve Smith Sr. at SF, 10/18/15 (7 rec.) |
| 137 | Derrick Mason at Pit., 9/29/08 (8 rec.) |
| 136 | Derrick Mason at Cle., 11/2/08 (9 rec.) |
| 132 | Anquan Boldin vs. Hou., 10/16/11 (8 rec.) |
| 132 | Derrick Mason at Cle., 9/24/06 (7 rec.) |
| 131 | Anquan Boldin vs. Cle., 9/27/12 (9 rec.) |
| 131 | Marcus Robinson vs. Sea., 11/23/03 (7 rec.) |
| 129 | Mark Clayton vs. Pit., 11/29/09 (7 rec.) |
| 129 | Todd Heap at Cin., 10/19/03 (7 rec.) |
| 129 | Qadry Ismail at Ten., 11/12/01 (8 rec.) |
| 128 | Kamar Aiken vs. KC, 12/20/15 (8 rec.) |
| 128 | Mark Clayton vs. Jax., 12/28/08 (4 rec.) |
| 128 | Michael Jackson vs. NE, 10/6/96 (8 rec.) |
| 127 | Torrey Smith vs. NE, 9/23/12 (6 rec.) |
| 127 | Travis Taylor at Atl., 11/3/02 (4 rec.) |
| 126 | Derrick Alexander at Den., 10/20/96 (6 rec.) |
| 125 | Dennis Pitta vs. Den., 12/16/12 (7 rec.) |
| 125 | Mark Clayton at Ten., 11/12/06 (7 rec.) |
| 124 | Jermaine Lewis at Ten., 9/21/97 (8 rec.) |
| 123 | Derrick Alexander vs. NE, 10/6/96 (6 rec.) |
| 122 | Jermaine Lewis vs. Cin., 9/27/98 (4 rec.) |
| 121 | Torrey Smith at Mia., 10/6/13 (6 rec.) |
| 118 | Anquan Boldin vs. Pit., 12/5/10 (5 rec.) |
| 118 | Derrick Mason vs. Cle., 9/27/09 (5 rec.) |
| 118 | Steve Smith Sr. vs. Cin., 9/7/14 (7 rec.) |
| 117 | Ray Rice at Min., 10/18/09 (10 rec.) |
| 117 | Jermaine Lewis at Jax., 9/20/98 (4 rec.) |
| 117 | Michael Jackson vs. Hou., 12/22/96 (5 rec.) |
| 115 | Qadry Ismail vs. NO, 12/19/99 (7 rec.) |
| 114 | Patrick Johnson at NE, 1/2/00 (9 rec.) |
| 113 | Qadry Ismail vs. Ten., 12/5/99 (5 rec.) |
| 113 | Michael Jackson vs. STL, 10/27/96 (7 rec.) |
| 112 | Mark Clayton at KC, 12/10/06 (5 rec.) |
| 111 | Derrick Alexander at Cin., 12/21/97 (5 rec.) |
| 110 | Steve Smith Sr. at TB, 10/12/14 (5 rec.) |
| 110 | Anquan Boldin at NYJ, 9/13/10 (7 rec.) |
| 110 | Todd Heap vs. GB, 12/19/05 (9 rec.) |
| 108 | Mark Clayton at Pit., 12/24/06 (7 rec.) |
| 108 | Jamal Lewis vs. NO, 12/8/02 (4 rec.) |
| 108 | Floyd Turner at Ten., 12/6/98 (4 rec.) |
| 108 | Floyd Turner vs. STL, 10/27/96 (6 rec.) |
| 107 | Javorius Allen at Mia., 12/6/15 (12 rec.) |
| 107 | Mark Clayton vs. Cin., 11/11/07 (8 rec.) |
| 107 | Devard Darling vs. Cle., 11/18/07 (4 rec.) |
| 105 | Mark Clayton at Den., 12/11/05 (7 rec.) |
| 105 | Jermaine Lewis vs. Mia., 10/19/97 (6 rec.) |
| 104 | Shannon Sharpe vs. Ten., 10/22/00 (8 rec.) |
| 104 | Derrick Alexander vs. Cin., 9/7/97 (8 rec.) |
| 104 | Floyd Turner vs. Cin., 11/3/96 (6 rec.) |
| 103 | Jacoby Jones vs. NYJ, 11/24/13 (4 rec.) |
| 103 | Derrick Mason vs. Min., 12/25/05 (9 rec.) |
| 102 | Marcus Robinson vs. Pit., 12/28/03 (6 rec.) |
| 102 | Qadry Ismail at Pit., 9/3/00 (7 rec.) |
| 101 | Crockett Gillmore vs. STL, 11/22/15 (5 rec.) |
| 101 | Steve Smith Sr. at Cle. 9/21/14 (5 rec.) |
| 101 | Mark Clayton vs. Car., 10/15/06 (5 rec.) |
| 101 | Shannon Sharpe vs. Dal., 11/19/00 (5 rec.) |
| 100 | Derrick Mason at NE, 10/17/10 (8 rec.) |
| 100 | Demetrius Williams vs. Cle., 12/17/06 (2 rec.) |

Current Ravens in Bold

RUSHING RECORDS

TOP 10 CAREER RUSHING YARDS

| RANK | NAME (SEASONS) | ATT | YDS | AVG | LG | TD |
|------|----------------------------------|------------|--------------|------------|-----------|-----------|
| 1 | Lewis, Jamal (2000-06) | 1,822 | 7,801 | 4.3 | 82t | 45 |
| 2 | Rice, Ray (2008-13) | 1,430 | 6,180 | 4.3 | 70t | 37 |
| 3 | McGahee, Willis (2007-10) | 673 | 2,802 | 4.2 | 77t | 31 |
| 4 | Holmes, Priest (1997-2000) | 459 | 2,102 | 4.6 | 72 | 10 |
| 5 | Forsett, Justin (2014-15) | 386 | 1,907 | 4.9 | 52 | 10 |
| 6 | Taylor, Chester (2002-05) | 373 | 1,599 | 4.3 | 52 | 4 |
| 7 | Morris, Byron "Bam" (1996-97) | 376 | 1,511 | 4.0 | 25 | 8 |
| 8 | Pierce, Bernard (2012-14) | 353 | 1,334 | 3.8 | 78 | 5 |
| 9 | McClain, LeRon (2007-10) | 314 | 1,185 | 3.8 | 82t | 12 |
| 10 | Rhett, Errict (1998-99) | 280 | 1,032 | 3.7 | 52t | 5 |

RUSHING RECORDS

MOST RUSHING ATTEMPTS

CAREER

| | |
|-------|--------------------------|
| 1,822 | Jamal Lewis (2000-06) |
| 1,430 | Ray Rice (2008-13) |
| 673 | Willis McGahee (2007-10) |

SEASON

| | |
|-----|--------------------|
| 387 | Jamal Lewis (2003) |
| 314 | Jamal Lewis (2006) |
| 309 | Jamal Lewis (2000) |

GAME

| | |
|----|-------------------------------------|
| 36 | Priest Holmes (11/22/98 at Cin.) |
| | Bam Morris (10/26/97 at Was.) |
| 35 | Jay Graham (11/16/97 vs. Phi. - OT) |

MOST YARDAGE

CAREER

| | |
|-------|--------------------------|
| 7,801 | Jamal Lewis (2000-06) |
| 6,180 | Ray Rice (2008-13) |
| 2,802 | Willis McGahee (2007-10) |

SEASON

| | |
|--------------|------------------------------|
| 2,066 | Jamal Lewis (2003) |
| 1,364 | Ray Rice (2011) |
| | Jamal Lewis (2000) |
| 1,339 | Ray Rice (2009) |
| 1,327 | Jamal Lewis (2002) |
| 1,266 | Justin Forsett (2014) |

GAME

| | |
|-----|----------------------------------|
| 295 | Jamal Lewis (9/14/03 vs. Cle.) |
| 227 | Priest Holmes (11/22/98 at Cin.) |
| 205 | Jamal Lewis (12/21/03 at Cle.) |
| 204 | Ray Rice (12/4/11 at Cle.) |
| 191 | Ray Rice (1/1/12 at Cin.) |

MOST 100-YARD RUSHING GAMES

CAREER

| | |
|----|--------------------------|
| 30 | Jamal Lewis (2000-06) |
| 18 | Ray Rice (2008-13) |
| 9 | Willis McGahee (2007-10) |

SEASON

| | |
|----------|------------------------------|
| 12 | Jamal Lewis (2003) |
| 6 | Ray Rice (2011) |
| 5 | Justin Forsett (2014) |
| | Willis McGahee (2007) |
| | Jamal Lewis (2002) |
| | Jamal Lewis (2000) |
| 4 | Ray Rice (2012, 2009) |
| | Jamal Lewis (2004) |
| | Errict Rhett (1999) |
| | Priest Holmes (1998) |

LONGEST RUN FROM SCRIMMAGE

| | |
|-----|-----------------------------------|
| 82t | LeRon McClain (12/20/08 at Dal.) |
| | Jamal Lewis (9/14/03 vs. Cle.) |
| 78 | Bernard Pierce (12/23/12 vs. NYG) |
| 77t | Willis McGahee (1/3/10 at Oak.) |
| | Willis McGahee (12/20/08 at Dal.) |

MOST RUSHING TOUCHDOWNS

CAREER

| | |
|----|--------------------------|
| 45 | Jamal Lewis (2000-06) |
| 37 | Ray Rice (2008-13) |
| 31 | Willis McGahee (2007-10) |

SEASON

| | |
|----|--|
| 14 | Jamal Lewis (2003) |
| 12 | Ray Rice (2011), Willis McGahee (2009) |
| 10 | LeRon McClain (2008) |

GAME

| | |
|---|---------------------------------------|
| 3 | Ray Rice (10/30/11 vs. Ari.) |
| | Willis McGahee (1/3/10 at Oak.) |
| | Jamal Lewis (twice, 11/19/06 vs. ATL; |
| | 12/7/03 vs. Cin.) |
| 2 | 30 times (last by Joe Flacco, |
| | 10/11/15 vs. Cle.) |

MOST CONSECUTIVE GAMES W/ A RUSHING TD

| | |
|---|--|
| 7 | Willis McGahee (2007) |
| 4 | Ray Rice (2009) |
| | Jamal Lewis (2003) |
| 3 | Willis McGahee (twice in 2009, once in 2010) |
| | LeRon McClain (2008) |
| | Jamal Lewis (2006, 2004, 2000) |

HIGHEST RUSHING AVERAGE

CAREER (MIN. 350 CARRIES)

| | |
|------------|---------------------------------|
| 4.9 | Justin Forsett (2014-15) |
| 4.6 | Priest Holmes (1997-2000) |
| 4.3 | Ray Rice (2008-13) |
| | Jamal Lewis (2000-06) |
| | Chester Taylor (2002-05) |

SEASON (MIN. 100 CARRIES)

| | |
|------------|------------------------------|
| 5.4 | Justin Forsett (2014) |
| 5.3 | Ray Rice (2009) |
| | Jamal Lewis (2003) |
| 5.0 | Willis McGahee (2009) |

GAME (MIN. 10 CARRIES)

| | |
|------|---------------------------------|
| 12.8 | Ray Rice (12/13/09 vs. Det.) |
| 10.4 | Willis McGahee (1/3/10 at Oak.) |
| 10.3 | Jamal Lewis (9/26/04 at Cin.) |

LONGEST RUNS

| | |
|-----|----------------------------------|
| 82t | LeRon McClain at Dal., 12/20/08 |
| 82t | Jamal Lewis vs. Cle., 9/14/03 |
| 78 | Bernard Pierce vs. NYG, 12/23/12 |
| 77t | Willis McGahee at Oak., 1/3/10 |
| 77t | Willis McGahee at Dal., 12/20/08 |
| 75t | Jamal Lewis at Cin., 9/26/04 |
| 75 | Jamal Lewis at Cle., 10/6/02 |
| 72t | Jamal Lewis at Cle., 12/21/03 |
| 72 | Priest Holmes vs. Ten., 12/5/99 |
| 70t | Ray Rice at Cin., 1/1/12 |
| 67 | Ray Rice at Cle., 12/4/11 |
| 64t | Priest Holmes at Pit., 12/12/99 |
| 63t | Jamal Lewis vs. Cle., 9/14/03 |
| 60 | Ray Rice at Cle., 11/2/08 |

| | |
|-----------|---------------------------------------|
| 59 | Ray Rice vs. Cin., 11/20/11 |
| 59t | Ray Rice vs. Det., 12/13/09 |
| 56 | Priest Holmes at Cin., 11/22/98 |
| 55 | Moe Williams vs. Ind., 12/2/01 |
| 53 | Ray Rice at STL, 9/25/11 |
| 52 | Justin Forsett at TB, 10/12/14 |
| 52 | Ray Rice vs. Det., 12/13/09 |
| 52 | Jamal Lewis vs. Cle., 12/17/06 |
| 52 | Jamal Lewis at Ari., 10/12/03 |
| 52t | Errict Rhett at Cle., 11/7/99 |
| 52 | Chester Taylor vs. Cle., 10/16/05 |
| 51t | Ray Rice at Cin., 1/1/12 |
| 50 | Ray Rice vs. NO., 12/19/10 |
| 50 | Ray Rice at NE, 10/4/09 |

ALL 100-YARD GAMES

| | |
|------------|--|
| 295 | Jamal Lewis vs. Cle., 9/14/03 (30 car.) |
| 227 | Priest Holmes at Cin., 11/22/98 (36 car.) |
| 205 | Jamal Lewis at Cle., 12/21/03 (22 car.) |
| 204 | Ray Rice at Cle., 12/4/11 (29 car.) |
| 191 | Ray Rice at Cin., 1/1/12 (24 car.) |
| 187 | Jamal Lewis at Cle., 10/6/02 (26 car.) |
| 187 | Jamal Lewis vs. Dal., 11/19/00 (28 car.) |
| 186 | Jamal Lewis at Cin., 9/26/04 (18 car.) |
| 182 | Justin Forsett at NO, 11/24/14 (22 car.) |
| 180 | Jamal Lewis vs. Cin., 12/7/03 (30 car.) |
| 176 | Bam Morris at Was., 10/26/97 (36 car.) |
| 173 | Priest Holmes vs. Cin., 9/27/98 (27 car.) |
| 170 | Jamal Lewis vs. Cle., 11/26/00 (30 car.) |
| 167 | Willis McGahee at Oak., 1/3/10 (16 car.) |
| 167 | Jamal Lewis vs. Mia., 1/2/05 (34 car.) |
| 166 | Ray Rice vs. Det., 12/13/09 (13 car.) |
| 154 | Ray Rice at Cle., 11/2/08 (21 car.) |
| 154 | Jay Graham vs. Phi., 11/16/97 (35 car.) |
| 153 | Ray Rice vs. NO, 12/19/10 (31 car.) |
| 150 | Justin Forsett at Pit., 10/1/15 (27 car.) |
| 149 | Earnest Byner vs. NO, 9/29/96 (24 car.) |
| 141 | Ray Rice at Pit., 12/27/09 (30 car.) |
| 139 | LeRon McClain at Dal., 12/20/08 (22 car.) |
| 139 | Chester Taylor vs. Cin., 12/5/04 (23 car.) |
| 138 | Willis McGahee vs. NE, 12/3/07 (30 car.) |
| 136 | Errict Rhett at Atl., 10/3/99 (27 car.) |
| 135 | Jamal Lewis vs. Cin., 11/10/02 (21 car.) |
| 134 | Jamal Lewis vs. Den., 10/26/03 (32 car.) |
| 133 | Ray Rice vs. Den., 10/10/10 (27 car.) |
| 133 | Terry Allen vs. Min., 1/7/02 (23 car.) |
| 132 | Jamal Lewis at SD, 9/21/03 (23 car.) |
| 132 | Priest Holmes vs. Det., 12/27/98 (28 car.) |
| 131 | Ray Rice at Chi., 11/17/13 (25 car.) |
| 131 | Jamal Lewis at Ari., 10/12/03 (21 car.) |
| 130 | Jamal Lewis at Ind., 12/19/04 (20 car.) |
| 130 | Priest Holmes at Pit., 12/12/99 (18 car.) |
| 130 | Bam Morris at NYJ, 11/2/97 (31 car.) |
| 126 | Jamal Lewis at Ari., 12/17/00 (29 car.) |
| 125 | Jamal Lewis at Oak., 12/14/03 (24 car.) |
| 123 | Bernard Pierce vs. NYG, 12/23/12 (14 car.) |
| 121 | Justin Forsett vs. Cle., 10/11/15 (21 car.) |
| 121 | Ray Rice at Was., 12/9/12 (20 car.) |
| 121 | Jamal Lewis at Cin., 12/1/02 (22 car.) |
| 119 | Justin Forsett vs. Cle., 12/28/14 (17 car.) |
| 119 | Jamal Lewis vs. Jax., 10/20/02 (28 car.) |
| 119 | Priest Holmes at Pit., 9/3/00 (27 car.) |
| 117 | Jamal Lewis vs. Sea., 11/23/03 (26 car.) |
| 117 | Errict Rhett at Cle., 11/7/99 (17 car.) |
| 117 | Bam Morris at Cin., 12/8/96 (21 car.) |
| 116 | Jamal Lewis at Was., 10/10/04 (28 car.) |
| 116 | Jamal Lewis vs. Cin., 9/24/00 (25 car.) |
| 115 | Jamal Lewis vs. KC, 9/28/03 (26 car.) |
| 114 | Willis McGahee at Buf., 10/21/07 (19 car.) |
| 114 | Jamal Lewis vs. Pit., 12/28/03 (27 car.) |
| 113 | Jamal Lewis at Cin., 11/27/05 (23 car.) |
| 113 | Errict Rhett vs. Cle., 9/26/99 (22 car.) |
| 112 | Willis McGahee at Hou., 11/9/08 (25 car.) |
| 112 | Justin Forsett vs. Ten, 11/9/14 (20 car.) |
| 111 | Justin Forsett at TB, 10/12/14 (14 car.) |
| 111 | Jamal Lewis at STL, 11/9/03 (27 car.) |
| 111 | Moe Williams vs. Ind., 12/2/01 (24 car.) |
| 109 | Jamal Lewis vs. Cle., 12/17/06 (22 car.) |
| 109 | Jamal Lewis vs. NO, 10/29/06 (31 car.) |
| 109 | Jamal Lewis at Cin., 11/5/00 (22 car.) |
| 109 | Bam Morris at Jax., 11/10/96 (26 car.) |
| 108 | Ray Rice vs. KC, 9/13/09 (19 car.) |
| 108 | Willis McGahee at Dal., 12/20/08 (8 car.) |
| 108 | Terry Allen vs. Ten., 10/7/01 (22 car.) |
| 107 | Ray Rice vs. NYG, 12/23/12 (24 car.) |
| 107 | Ray Rice vs. Pit., 9/11/11 (19 car.) |
| 106 | Justin Forsett vs. SD, 11/30/14 (24 car.) |
| 105 | Willis McGahee at Mia., 10/19/08 (19 car.) |
| 105 | Jamal Lewis vs. GB, 12/19/05 (22 car.) |
| 104 | Ray Rice vs. Cin., 11/20/11 (20 car.) |
| 104 | Willis McGahee at Mia., 12/16/07 (29 car.) |
| 104 | Willis McGahee at Cle., 9/30/07 (14 car.) |
| 104 | Chester Taylor vs. NYG, 12/12/04 (25 car.) |
| 103 | Ray Rice vs. Ind., 12/11/11 (26 car.) |
| 103 | Ray Rice at NE, 10/4/09 (11 car.) |
| 103 | Priest Holmes vs. Ind., 11/29/98 (22 car.) |
| 102 | Ray Rice at KC, 10/7/12 (17 car.) |
| 102 | Willis McGahee vs. Cle., 11/18/07 (21 car.) |
| 101 | Ray Rice vs. NE, 9/23/12 (20 carries) |
| 101 | Ray Rice vs. Hou., 10/16/11 (23 carries) |
| 101 | Jamal Lewis at Cin., 10/19/03 (19 car.) |
| 101 | Errict Rhett vs. Pit., 9/19/99 (22 car.) |
| 100 | Jamal Lewis vs. Cle., 12/22/02 (21 car.) |
| 100 | Priest Holmes vs. Ten., 12/5/99 (9 car.) |
| 100 | Bam Morris vs. Pit., 12/1/96 (28 car.) |

Current Ravens in Bold



SCRIMMAGE/COMBINED YARDS

TOP 10 CAREER SCRIMMAGE YARDS

| RANK | NAME (SEASONS) | RUSH | RUSH YDS | REC | REC YDS | TOTAL ATT | SCRM YDS |
|------|----------------------------|-------|----------|-----|---------|-----------|----------|
| 1 | Rice, Ray (2008-13) | 1,430 | 6,180 | 369 | 3,034 | 1,799 | 9,214 |
| 2 | Lewis, Jamal (2000-06) | 1,822 | 7,801 | 160 | 1,365 | 1,982 | 9,166 |
| 3 | Mason, Derrick (2005-10) | 3 | 1 | 471 | 5,777 | 474 | 5,778 |
| 4 | Heap, Todd (2001-10) | 8 | 61 | 467 | 5,492 | 475 | 5,553 |
| 5 | Smith, Torrey (2011-14) | 7 | 48 | 213 | 3,591 | 220 | 3,639 |
| 6 | McGahee, Willis (2007-10) | 673 | 2,802 | 96 | 544 | 769 | 3,346 |
| 7 | Clayton, Mark (2005-09) | 25 | 112 | 234 | 3,116 | 259 | 3,228 |
| 8 | Taylor, Travis (2000-04) | 29 | 224 | 204 | 2,758 | 233 | 2,982 |
| 9 | Ismail, Qadry (1999-2001) | 1 | 4 | 191 | 2,819 | 192 | 2,823 |
| 10 | Holmes, Priest (1997-2000) | 459 | 2,102 | 88 | 585 | 547 | 2,687 |

SCRIMMAGE YARDS RECORDS

MOST ATTEMPTS

| CAREER | SEASON | GAME |
|------------------------------|------------------------|-----------------------------------|
| 1,982 Jamal Lewis (2000-06) | 413 Jamal Lewis (2003) | 40 Jay Graham (11/16/97 vs. Phi.) |
| 1,799 Ray Rice (2008-13) | 370 Ray Rice (2010) | 38 Bam Morris (10/26/97 at Was.) |
| 769 Willis McGahee (2007-10) | 367 Ray Rice (2011) | 36 Ray Rice (12/19/10 vs. NO) |
| | 355 Jamal Lewis (2002) | Ray Rice (10/17/10 at NE) |
| | | Priest Holmes (11/22/98 at Cin.) |

MOST YARDAGE GAINED

| CAREER | SEASON | GAME |
|-------------------------------|--------------------------|-------------------------------------|
| 9,214 Ray Rice (2008-13) | 2,271 Jamal Lewis (2003) | 295 Jamal Lewis (9/14/03 vs. Cle.) |
| 9,166 Jamal Lewis (2000-06) | 2,068 Ray Rice (2011) | 258 Qadry Ismail (12/12/99 at Pit.) |
| 5,778 Derrick Mason (2005-10) | 2,041 Ray Rice (2009) | 233 Ray Rice (12/19/10 vs. NO) |
| | 1,776 Ray Rice (2010) | |

TOP 10 CAREER COMBINED YARDS

RECEIVING, RUSHING, KICKOFF RETURN, PUNT RETURN AND FUMBLE RECOVERY YARDS

| RANK | NAME (SEASONS) | NO | YDS | AVG | TD |
|------|-----------------------------|-------|-------|------|----|
| 1 | Rice, Ray (2008-13) | 1,807 | 9,377 | 5.2 | 43 |
| 2 | Lewis, Jamal (2000-06) | 1,982 | 9,166 | 4.6 | 47 |
| 3 | Lewis, Jermaine (1996-2001) | 532 | 8,001 | 15.0 | 22 |
| 4 | Mason, Derrick (2005-10) | 474 | 5,778 | 12.2 | 29 |
| 5 | Heap, Todd (2001-10) | 475 | 5,553 | 11.7 | 41 |
| 6 | Jones, Jacoby (2012-14) | 269 | 4,904 | 18.2 | 8 |
| 7 | Sams, B.J. (2004-07) | 264 | 4,502 | 17.1 | 3 |
| 8 | Smith, Torrey (2011-14) | 221 | 3,663 | 16.6 | 30 |
| 9 | Taylor, Chester (2002-05) | 523 | 3,273 | 6.3 | 7 |
| 10 | Clayton, Mark (2005-09) | 266 | 3,270 | 12.3 | 14 |

COMBINED YARDS RECORDS

RECEIVING, RUSHING, KICKOFF RETURN, PUNT RETURN AND FUMBLE RECOVERY YARDS

MOST ATTEMPTS

| CAREER | SEASON | GAME |
|-------------------------------|------------------------|-----------------------------------|
| 1,982 Jamal Lewis (2000-06) | 413 Jamal Lewis (2003) | 40 Jay Graham (11/16/97 vs. Phi.) |
| 1,807 Ray Rice (2008-13) | 370 Ray Rice (2010) | 38 Bam Morris (10/26/97 at Was.) |
| 551 Priest Holmes (1997-2000) | 367 Ray Rice (2011) | 36 Ray Rice (12/19/10 vs. NO) |
| | 355 Jamal Lewis (2002) | Ray Rice (10/17/10 at NE) |
| | | Priest Holmes (11/22/98 at Cin.) |

MOST YARDAGE GAINED

| CAREER | SEASON | GAME |
|----------------------------------|-----------------------------|---------------------------------------|
| 9,377 Ray Rice (2008-13) | 2,271 Jamal Lewis (2003) | 308 Jermaine Lewis (12/7/97 vs. Sea.) |
| 9,166 Jamal Lewis (2000-06) | 2,068 Ray Rice (2011) | 295 Jamal Lewis (9/14/03 vs. Cle.) |
| 8,001 Jermaine Lewis (1996-2001) | 2,043 Ray Rice (2009) | 258 Qadry Ismail (12/12/99 at Pit.) |
| | 2,025 Jermaine Lewis (1997) | |

YARDS FROM SCRIMMAGE (ALL 150-YARD GAMES)

| | |
|-----|--|
| 295 | Jamal Lewis vs. Cle., 9/14/03 |
| 258 | Qadry Ismail at Pit., 12/12/99 |
| 233 | Ray Rice vs. NO, 12/19/10 |
| 232 | Jamal Lewis at Cin., 9/26/04 |
| 227 | Priest Holmes at Cin., 11/22/98 |
| 226 | Jamal Lewis at Cle., 12/21/03 |
| 219 | Ray Rice vs. Det., 12/13/09 |
| 214 | Ray Rice at Cle., 12/4/11 |
| 213 | Jamal Lewis at Cle., 10/6/02 |
| 207 | Jamal Lewis vs. Dal., 11/19/00 |
| 199 | Ray Rice at Cin., 1/1/12 |
| 198 | Derrick Alexander vs. Pit., 12/1/96 |
| 194 | Ray Rice at Min., 10/18/09 |
| 190 | Justin Forsett at NO, 11/24/14 |
| 186 | Steve Smith Sr. vs. Cin., 9/27/15 |
| 184 | Bam Morris at Was., 10/26/97 |
| 182 | Bam Morris at Jax., 11/10/96 |
| 180 | Jamal Lewis at Cin., 12/7/03 |
| 180 | Ray Rice vs. Mia., 11/7/10 |
| 179 | Jamal Lewis at Cin., 11/5/00 |
| 178 | Priest Holmes vs. Cin., 9/27/98 |
| 176 | Ray Rice at Cle., 11/2/08 |
| 170 | Javorius Allen at Mia., 12/6/15 |
| 170 | Justin Forsett vs. Cle., 10/11/15 |
| 170 | Jamal Lewis vs. Cle., 11/26/00 |
| 169 | Jay Graham vs. Phi., 11/16/97 |
| 167 | Jamal Lewis vs. Mia., 1/2/05 |
| 167 | Willis McGahee at Oak., 1/3/10 |
| 166 | Torrey Smith at Buf., 9/29/13 |
| 166 | Travis Taylor at Atl., 11/3/02 |
| 165 | Torrey Smith vs. Cin., 11/20/11 |
| 164 | Ray Rice at SD, 11/25/12 |
| 164 | Mark Clayton at Cin., 11/30/08 |
| 164 | Ray Rice at STL, 9/25/11 |
| 164 | Chester Taylor vs. Cin., 12/5/04 |
| 162 | Torrey Smith at STL, 9/25/11 |
| 162 | Jamal Lewis vs. Den., 10/26/03 |
| 161 | Ray Rice vs. Hou., 10/16/11 |
| 160 | Jamal Lewis vs. Sea., 11/23/03 |
| 159 | Ray Rice vs. Den., 10/10/10 |
| 159 | Willis McGahee vs. NE, 12/3/07 |
| 159 | Jamal Lewis vs. KC, 9/28/03 |
| 158 | Ray Rice vs. NYG, 12/23/12 |
| 156 | Jamal Lewis vs. NO, 12/8/02 |
| 155 | Ray Rice at Pit., 12/27/09 |
| 155 | Ray Rice vs. Pit., 11/29/09 |
| 152 | Willis McGahee at Mia., 10/19/08 |
| 152 | Ray Rice at Phi., 9/16/12 |
| 152 | Ray Rice at NE, 10/4/09 |
| 151 | Priest Holmes at Pit., 9/3/00 |
| 150 | Justin Forsett at Pit., 10/1/15 |
| 150 | Steve Smith Sr. at Oak., 9/20/15 |
| 150 | Derrick Alexander vs. Sea., 12/7/97 |
| 150 | Michael Jackson vs. Jax., 11/24/96 |
| 150 | Ray Rice vs. NE, 9/23/12 |

Current Ravens in Bold



INTERCEPTION RECORDS

TOP CAREER INTERCEPTIONS

| RANK | NAME (SEASONS) | NO | YDS | AVG | LG | TD |
|-----------|----------------------------------|-----------|------------|-------------|------------|----------|
| 1 | Reed, Ed (2002-12) | 61 | 1,541 | 25.3 | 107t* | 7 |
| 2 | Lewis, Ray (1996-2012) | 31 | 503 | 16.2 | 64 | 3 |
| 3 | McAlister, Chris (1999-2008) | 26 | 486 | 18.7 | 98t | 5 |
| 4 | Starks, Duane (1998-2001) | 20 | 196 | 9.8 | 64 | 1 |
| | Woodson, Rod (1998-2001) | 20 | 380 | 19.0 | 66t | 5 |
| 6 | Webb, Lardarius (2009-15) | 12 | 143 | 11.9 | 73t | 1 |
| 7 | Landry, Dawan (2006-10) | 9 | 213 | 23.7 | 48t | 3 |
| 8 | Langham, Antonio (1996-97) | 8 | 99 | 12.4 | 40t | 1 |
| | Rolle, Samari (2005-09) | 8 | 76 | 9.5 | 44 | 0 |
| | Smith, Jimmy (2011-15) | 8 | 103 | 12.9 | 32 | 1 |
| | Williams, Chad (2002-05) | 8 | 320 | 40.0 | 98t | 3 |
| 12 | Suggs, Terrell (2003-15) | 7 | 144 | 20.6 | 44t | 2 |
| 13 | Graham, Corey (2012-13) | 6 | 48 | 8.0 | 28 | 0 |
| | Thomas, Adalius (2000-06) | 6 | 120 | 20.0 | 32 | 2 |
| 15 | Baxter, Gary (2001-04) | 5 | 74 | 14.8 | 34 | 0 |
| | Harris, Corey (1998-2001) | 5 | 69 | 13.8 | 42 | 1 |
| | Moore, Stevon (1996-99) | 5 | 66 | 13.2 | 38 | 0 |
| | Ngata, Haloti (2006-14) | 5 | 84 | 16.8 | 60 | 0 |
| | Sanders, Deion (2004-05) | 5 | 144 | 28.8 | 48t | 1 |
| | Smith, Daryl (2013-15) | 5 | 40 | 8.0 | 37t | 1 |
| | Staten, Ralph (1997-98) | 5 | 37 | 7.4 | 14 | 0 |
| | Turner, Eric (1996) | 5 | 1 | 0.2 | 1 | 0 |

50-YARD INT RETURNS

| | |
|------------|--|
| 107t* | Ed Reed vs. Phi., 11/23/08 |
| 106t | Ed Reed vs. Cle., 11/7/04 |
| 98t | Chad Williams at Cin., 12/1/02 |
| 98t | Chris McAlister vs. NYJ, 12/24/00 |
| 94 | Chad Williams vs. Buf., 10/24/04 |
| 83t | Chris McAlister at Ari., 10/12/03 |
| 78 | Ed Reed at NYJ, 11/14/04 |
| 73t | Lardarius Webb vs. NYJ, 10/2/11 |
| 66t | Rod Woodson at Cle., 11/7/99 |
| 64 | Ray Lewis vs. Cin., 12/23/01 |
| 64 | Duane Starks vs. NYJ, 12/24/00 |
| 63t | Cary Williams vs. Cle., 9/27/12 |
| 60t | Chris McAlister at TB, 9/10/06 |
| 60 | Haloti Ngata at TB, 9/10/06 |
| 60t | Rod Woodson at NYJ, 9/13/98 |
| 60 | Ray Lewis at STL, 9/12/99 |

* NFL Record

Current Ravens in Bold

INTERCEPTIONS RECORDS

MOST INTERCEPTIONS

| CAREER | SEASON | GAME |
|--------------------------------|------------------------|---|
| 61 Ed Reed (2002-12) | 9 Ed Reed (2008, 2004) | 2 28 times by 15 players, last by Corey Graham (11/24/13 vs. NYJ) |
| 31 Ray Lewis (1996-2012) | 8 Ed Reed (2010) | |
| 26 Chris McAlister (1999-2008) | 7 Ed Reed (2007, 2003) | |
| 20 Duane Starks (1998-2001) | Rod Woodson (1999) | |
| 20 Rod Woodson (1998-2001) | 6 Ray Lewis (2003) | |
| | Chris McAlister (2006) | |
| | Duane Starks (2000) | |
| | Rod Woodson (1998) | |

MOST CONSECUTIVE GAMES WITH AN INTERCEPTION

| |
|--|
| 5 Eric Turner (10/27/96-11/24/96) |
| 3 7 times by 4 players, last by Cary Williams (9/27/12-10/14/12) |

MOST YARDS GAINED AFTER INTERCEPTIONS

| CAREER | SEASON |
|---------------------------------|------------------------|
| 1,541 Ed Reed (2002-12) | 358 Ed Reed (2004) |
| 503 Ray Lewis (1996-2012) | 264 Ed Reed (2008) |
| 486 Chris McAlister (1999-2008) | 195 Rod Woodson (1999) |
| 380 Rod Woodson (1998-2001) | 183 Ed Reed (2010) |

GAME

| |
|---------------------------------------|
| 150 Ed Reed (11/23/08 vs. Phi.) |
| 106 Ed Reed (11/07/04 vs. Cle.) |
| 98 Chris McAlister (12/24/00 vs. NYJ) |
| Chad Williams (12/1/02 at Cin.) |

LONGEST INTERCEPTION RETURN

| |
|--|
| *107t Ed Reed (11/23/08 vs. Phi.) |
| 106t Ed Reed (11/7/04 vs. Cle.) |
| 98t Chris McAlister (12/24/00 vs. NYJ) |
| Chad Williams (12/1/02 at Cin.) |

HIGHEST AVERAGE ON INTERCEPTION RETURNS

| CAREER (MIN. 8 INTs) |
|-------------------------------------|
| 40.0 Chad Williams (2002-05, 8-320) |
| 25.3 Ed Reed (2002-12, 61-1,541) |
| 23.7 Dawan Landry (2006-10, 9-213) |

MOST TDs ON INTERCEPTION RETURNS


| CAREER | SEASON |
|-------------------------------|-----------------------------|
| 7 Ed Reed# (2002-12) | 2 Ed Reed (2008) |
| 5 Chris McAlister (1999-2008) | Terrell Suggs (2008) |
| Rod Woodson (1998-2001) | Chris McAlister (2006) |
| 3 Three players | Rod Woodson (1999, 1998) |

GAME

| |
|--|
| 1 44 times by 22 players, last by Jimmy Smith (9/13/15 at Den.) |
|--|

* NFL Record

1 Received Lateral for INT-TD Return, 11/5/06



PUNT RETURN RECORDS

TOP 10 CAREER PUNT RETURN YARDS

| RANK | NAME (SEASONS) | NO | FC | YDS | AVG | LG | TD |
|------|----------------------------------|-----------|-----------|------------|-------------|------------|----------|
| 1 | Lewis, Jermaine (1996-2001) | 231 | 72 | 2,730 | 11.8 | 89t | 6 |
| 2 | Sams, B.J. (2004-07) | 121 | 26 | 1,320 | 10.9 | 78t | 2 |
| 3 | Jones, Jacoby (2012-14) | 86 | 35 | 853 | 9.9 | 63t | 1 |
| 4 | Brightful, Lamont (2002-03) | 60 | 30 | 592 | 9.9 | 95t | 1 |
| 5 | Webb, Lardarius (2009-15) | 55 | 52 | 537 | 9.8 | 68t | 1 |
| 6 | Doss, Tandon (2011-13) | 27 | 11 | 412 | 15.3 | 82t | 1 |
| 7 | Figurs, Yamon (2007-08) | 39 | 20 | 309 | 7.9 | 75t | 1 |
| 8 | Carr, Chris (2009-11) | 37 | 19 | 285 | 7.7 | 34 | 0 |
| 9 | Clay, Kaelin (2015) | 23 | 3 | 244 | 10.6 | 82t | 1 |
| 10 | Leonhard, Jim (2008) | 20 | 9 | 232 | 11.6 | 46 | 0 |

PUNT RETURN RECORDS

MOST PUNT RETURNS

| CAREER | NAME (SEASONS) |
|--------|--|
| 231 | Jermaine Lewis (1996-2001) |
| 121 | B.J. Sams (2004-07) |
| 86 | Jacoby Jones (2012-14) |
| 60 | Lamont Brightful (2002-03) |
| SEASON | NAME (SEASONS) |
| 57 | Jermaine Lewis (1999) |
| 55 | B.J. Sams (2004) |
| 45 | Lamont Brightful (2003) |
| GAME | NAME (SEASONS) |
| 7 | 6 times, last by Jacoby Jones (12/23/12 vs. NYG) |

MOST FAIR CATCHES

| CAREER | NAME (SEASONS) |
|-----------|---|
| 72 | Jermaine Lewis (1996-2001) |
| 52 | Lardarius Webb (2009-15) |
| 35 | Jacoby Jones (2012-14) |
| 30 | Lamont Brightful (2002-03) |
| SEASON | NAME (SEASONS) |
| 20 | Lardarius Webb (2011) |
| | Lamont Brightful (2003) |
| 18 | Jermaine Lewis (1999) |
| GAME | NAME (SEASONS) |
| 5 | Yamon Figurs (11/30/08 at Cin.) |
| 4 | 7 times, last by Lardarius Webb (9/5/13 at Den.) |

MOST YARDS GAINED ON PUNT RETURNS

| CAREER | NAME (SEASONS) |
|--------|----------------------------|
| 2,730 | Jermaine Lewis (1996-2001) |
| 1,320 | B.J. Sams (2004-07) |
| 853 | Jacoby Jones (2012-14) |
| SEASON | NAME (SEASONS) |
| 578 | Jermaine Lewis (2000) |
| 575 | B.J. Sams (2004) |
| 519 | Jermaine Lewis (2001) |

GAME

| | |
|-----|-----------------------------------|
| 184 | Jermaine Lewis (12/7/97 vs. Sea.) |
| 173 | Jermaine Lewis (12/24/00 vs. NYJ) |
| 121 | B.J. Sams (11/19/06 vs. Atl.) |

LONGEST PUNT RETURN

| | |
|-----|--------------------------------------|
| 95t | Lamont Brightful (11/10/02 vs. Cin.) |
| 89t | Jermaine Lewis (12/24/00 vs. NYJ) |
| | Jermaine Lewis (12/7/97 vs. Sea.) |

HIGHEST AVERAGE

| CAREER (MIN. 60 RETURNS) | NAME (SEASONS) |
|--------------------------|-----------------------------------|
| 11.8 | Jermaine Lewis (1996-2001) |
| 10.9 | B.J. Sams (2004-07) |
| 9.9 | Jacoby Jones (2012-14) |
| | Lamont Brightful (2002-03) |
| SEASON (MIN. 15 RETURNS) | NAME (SEASONS) |
| 16.1 | Lamont Brightful (2002) |
| | Jermaine Lewis (2000) |
| 15.6 | Tandon Doss (2013) |
| | Jermaine Lewis (1997) |
| GAME (MIN. 3 RETURNS) | NAME (SEASONS) |
| 43.3 | Jermaine Lewis (12/24/00 vs. NYJ) |
| 40.3 | B.J. Sams (11/19/06 vs. Atl.) |
| 36.8 | Jermaine Lewis (12/7/97 vs. Sea.) |

MOST TOUCHDOWNS

| CAREER | NAME (SEASONS) |
|--------|-----------------------------------|
| 6 | Jermaine Lewis (1996-2001) |
| 2 | B.J. Sams (2004-07) |
| SEASON | NAME (SEASONS) |
| 2 | B.J. Sams (2004) |
| | Jermaine Lewis (2000, 1998, 1997) |
| GAME | NAME (SEASONS) |
| 2 | Jermaine Lewis (12/24/00 vs. NYJ) |
| | Jermaine Lewis (12/7/97 vs. Sea.) |

50-YARD PUNT RETURNS

| | |
|------------|--|
| 95t | Lamont Brightful vs. Cin., 11/10/02 |
| 89t | Jermaine Lewis vs. NYJ, 12/24/00 |
| 89t | Jermaine Lewis vs. Sea., 12/7/97 |
| 87t | Jermaine Lewis vs. Cin., 9/27/98 |
| 82t | Kaelin Clay at Cle., 11/30/15 |
| 82t | Tandon Doss vs. Hou., 9/22/13 |
| 78t | B.J. Sams at Was., 10/10/04 |
| 75t | Yamon Figurs vs. Ari., 9/23/07 |
| 69t | Jermaine Lewis at NYJ, 9/13/98 |
| 68t | Lardarius Webb at Cle., 12/4/11 |
| 66t | Jermaine Lewis vs. Sea., 12/7/97 |
| 65 | B.J. Sams vs. Atl., 11/19/06 |
| 63t | Jacoby Jones at Pit., 11/18/12 |
| 63t | Ed Reed at Cin., 9/10/07 |
| 63 | B.J. Sams at Cin., 9/26/04 |
| 62 | Jermaine Lewis vs. Pit., 12/16/01 |
| 59 | B.J. Sams vs. Atl., 11/19/06 |
| 58t | B.J. Sams vs. KC, 10/4/04 |
| 54t | Jermaine Lewis vs. NYJ, 12/24/00 |
| 51 | B.J. Sams vs. Cle., 10/16/05 |

Current Ravens in Bold



KICK RETURN RECORDS

TOP 10 CAREER KICK RETURN YARDS

| RANK | NAME (SEASONS) | NO | YDS | AVG | LG | TD |
|------|----------------------------------|-----------|------------|-------------|------------|----------|
| 1 | Sams, B.J. (2004-07) | 138 | 3,161 | 22.9 | 87 | 0 |
| 2 | Lewis, Jermaine (1996-2001) | 139 | 3,153 | 22.7 | 76 | 0 |
| 3 | Jones, Jacoby (2012-14) | 101 | 3,037 | 30.1 | 108t | 4 |
| 4 | Harris, Corey (1998-2001) | 123 | 2,950 | 24.0 | 95t | 1 |
| 5 | Figurs, Yamon (2007-08) | 75 | 1,746 | 23.3 | 94t | 1 |
| 6 | Brightful, Lamont (2002-03) | 63 | 1,417 | 22.5 | 75 | 0 |
| 7 | Reed, David (2010-12) | 39 | 1,150 | 29.5 | 103t | 1 |
| 8 | Webb, Lardarius (2009-15) | 37 | 977 | 26.4 | 95t | 1 |
| 9 | Taylor, Chester (2002-05) | 45 | 937 | 20.8 | 54 | 0 |
| 10 | Parmele, Jalen (2008-10) | 33 | 845 | 25.6 | 53 | 0 |

KICKOFF RETURN RECORDS

MOST KICKOFF RETURNS

CAREER

| | |
|-----|----------------------------|
| 139 | Jermaine Lewis (1996-2001) |
| 138 | B.J. Sams (2004-07) |
| 123 | Corey Harris (1998-2001) |

SEASON

| | |
|----|---------------------|
| 59 | B.J. Sams (2004) |
| 46 | Yamon Figurs (2007) |
| 44 | B.J. Sams (2005) |

GAME

| | |
|---|--|
| 8 | B.J. Sams (11/27/05 at Cin.) Corey Harris (12/13/98 vs. Min.) |
| 7 | 4 times, last by Lardarius Webb (10/18/09 at Min.) |

MOST YARDS GAINED ON KICKOFF RETURNS

CAREER

| | |
|-------|----------------------------|
| 3,161 | B.J. Sams (2004-07) |
| 3,153 | Jermaine Lewis (1996-2001) |
| 3,037 | Jacoby Jones (2012-14) |

SEASON

| | |
|-------|---------------------|
| 1,251 | B.J. Sams (2004) |
| 1,167 | Jacoby Jones (2012) |
| 1,138 | Yamon Figurs (2007) |

GAME

| | |
|-----|--|
| 243 | Corey Harris (12/13/98 vs. Min.) |
| 233 | David Reed (12/13/10 at Hou.) |
| 196 | Jacoby Jones (10/21/12 at Hou.) Yamon Figurs (12/9/07 vs. Ind.) |

LONGEST KICKOFF RETURN

| | |
|------|--|
| 108t | Jacoby Jones (11/2/14 at Pit.) Jacoby Jones (10/14/12 vs. Dal.) |
| 105t | Jacoby Jones (11/11/12 vs. Oak.) |
| 103t | David Reed (12/13/10 at Hou.) |
| 97t | Patrick Johnson (12/13/98 vs. Min.) |
| 95t | Lardarius Webb (11/1/09 vs. Den.) Corey Harris (12/13/98 vs. Min.) |

HIGHEST AVERAGE

CAREER (MIN. 40 RETURNS)

| | |
|------|-------------------------------------|
| 30.1 | Jacoby Jones (2012-14), 101-3,037 |
| 24.0 | Corey Harris (1998-2001), 123-2,950 |
| 23.3 | Yamon Figurs (2007-08), 75-1,746 |

SEASON (MIN. 20)

| | |
|------|-------------------------------|
| 30.7 | Jacoby Jones (2012), 38-1,167 |
| 30.6 | Jacoby Jones (2014), 32-978 |
| 29.3 | David Reed (2010), 21-616 |
| 28.8 | Jacoby Jones (2013), 31-892 |
| 27.6 | Corey Harris (1998), 35-965 |

GAME (MIN. 3 RETURNS)

| | |
|------|---|
| 53.0 | Jacoby Jones (10/14/12 vs. Dal.), 3-159 |
| 47.0 | Jacoby Jones (11/2/14 at Pit.), 4-188 |
| 46.7 | B.J. Sams (12/11/05 at Den.), 3-140 |
| 45.0 | David Reed (11/21/10 at Car.), 3-135 |

MOST TOUCHDOWNS

CAREER

| | |
|---|--|
| 4 | Jacoby Jones (2012-14) |
| 1 | Lardarius Webb (2009-15) David Reed (2010-12) Yamon Figurs (2007-08) Corey Harris (1998-2001) Patrick Johnson (1998-2001, 2005) |

SEASON

| | |
|---|---|
| 2 | Jacoby Jones (2012) |
| 1 | Jacoby Jones (2014) Jacoby Jones (2013) David Reed (2010) Lardarius Webb (2009) Yamon Figurs (2007) Corey Harris (1998) Patrick Johnson (1998) |

GAME

| | |
|---|--|
| 1 | 9 times, last by Jacoby Jones (11/2/14 at Pit., 108 yards) |
|---|--|

COMBINED KICK RETURN RECORDS

MOST COMBINED KICK RETURNS

CAREER

| | |
|-----|----------------------------|
| 370 | Jermaine Lewis (1996-2001) |
| 259 | B.J. Sams (2004-07) |

SEASON

| | |
|-----|-----------------------|
| 114 | B.J. Sams (2004) |
| 84 | Jermaine Lewis (2001) |

GAME

| | |
|----|--|
| 11 | B.J. Sams (11/14/04 at NYJ) Lamont Brightful (11/9/03 at STL) |
|----|--|

MOST COMBINED KICK RETURN YARDAGE

CAREER

| | |
|-------|----------------------------|
| 5,883 | Jermaine Lewis (1996-2001) |
| 4,481 | B.J. Sams (2004-07) |
| 3,890 | Jacoby Jones (2012-14) |

SEASON

| | |
|-------|-----------------------|
| 1,826 | B.J. Sams (2004) |
| 1,558 | Jermaine Lewis (2001) |
| 1,508 | Jacoby Jones (2012) |

GAME

| | |
|-----|-----------------------------------|
| 275 | Jermaine Lewis (12/7/97 vs. Sea.) |
| 250 | B.J. Sams (10/4/04 vs. KC) |
| 243 | Corey Harris (12/13/98 vs. Min.) |

MOST COMBINED KICK RETURN TOUCHDOWNS

CAREER

| | |
|---|---|
| 6 | Jermaine Lewis, 6 PR (1996-2001) |
| 5 | Jacoby Jones, 4 KOR & 1 PR (2012-14) |
| 2 | Lardarius Webb, 1 PR & 1 KOR (2009-15) Yamon Figurs, 1 PR & 1 KOR (2007) B.J. Sams, 2 PR (2004-07) |

SEASON

| | |
|---|--|
| 3 | Jacoby Jones, 2 KOR & 1 PR (2012) |
| 2 | Yamon Figurs, 1 PR & 1 KOR (2007) B.J. Sams, 2 PR (2004) Jermaine Lewis, 2 PR (2000, 1998, 1997) |

GAME

| | |
|---|--|
| 2 | Jermaine Lewis, 2 PR (12/24/00 vs. NYJ) Jermaine Lewis, 2 PR (12/7/97 vs. Sea.) |
|---|--|

LONGEST KICKOFF RETURNS

| | |
|------------|---|
| 108t | Jacoby Jones at Pit., 11/2/14 |
| 108t | Jacoby Jones vs. Dal., 10/14/12 |
| 105t | Jacoby Jones vs. Oak., 11/11/12 |
| 103t | David Reed at Hou., 12/13/10 |
| 97t | Patrick Johnson vs. Min., 12/13/98 |
| 95t | Lardarius Webb vs. Den., 11/1/09 |
| 95t | Corey Harris vs. Min., 12/13/98 |
| 94t | Yamon Figurs vs. Min., 12/9/07 |
| 87 | B.J. Sams at Den., 12/11/05 |
| 84 | David Reed at Car., 11/21/10 |
| 77 | Jacoby Jones vs. Min., 12/8/13 |
| 77 | David Reed at Ten., 9/18/11 |
| 76 | Jermaine Lewis at Ten., 11/12/01 |
| 75 | Lamont Brightful vs. SF, 11/30/03 |
| 73 | Jacoby Jones vs. Pit., 11/28/13 |
| 73 | Lamont Brightful at Mia., 11/16/03 |
| 72 | Jacoby Jones vs. SD, 11/30/14 |
| 72 | B.J. Sams vs. Oak., 9/17/06 |
| 68 | Lardarius Webb at GB, 12/7/09 |
| 66 | Corey Harris vs. Ind., 12/28/99 |
| 64 | B.J. Sams at Ind., 12/19/04 |
| 64 | Robert Tate vs. Den., 9/30/02 |
| 64 | Jermaine Lewis vs. Ind., 12/2/01 |
| 63 | Javin Hunter at Ind., 10/13/02 |
| 63 | Corey Harris vs. Pit., 9/19/99 |
| 61 | Yamon Figurs vs. NYJ, 9/16/07 |
| 59 | B.J. Sams vs. Atl., 11/19/06 |
| 58 | Jacoby Jones at TB, 10/12/14 |
| 58 | Lamont Brightful vs. Jax., 11/2/03 |
| 57 | Yamon Figurs at SD, 11/25/07 |

LONGEST MISSED FG RETURN

| | |
|------|-----------------------------------|
| 107t | Chris McAlister vs. Den., 9/30/02 |
|------|-----------------------------------|

BLOCKED FG RETURN TDs

| | |
|-----|---------------------------------|
| 64t | Will Hill III at Cle., 11/30/15 |
|-----|---------------------------------|

Current Ravens in Bold



PUNTING/KICKING RECORDS

CAREER GROSS PUNTING

| RANK | NAME (SEASONS) | NO | YDS | AVG | TB | IN 20 | LG | NET | BK |
|------|------------------------------|-----|--------|------|----|-------|----|------|----|
| 1 | Koch, Sam (2006-15) | 782 | 35,324 | 45.2 | 64 | 280 | 74 | 39.4 | 3 |
| 2 | Richardson, Kyle (1998-2001) | 364 | 15,069 | 41.4 | 35 | 128 | 67 | 35.4 | 5 |
| 3 | Zastudil, Dave (2002-05) | 327 | 13,618 | 41.6 | 32 | 89 | 67 | 34.8 | 3 |
| 4 | Montgomery, Greg (1996-97) | 151 | 6,520 | 43.2 | 7 | 47 | 67 | 37.2 | 1 |
| 5 | Murphy, Nick (2004) | 18 | 777 | 43.2 | 2 | 6 | 54 | 36.6 | 0 |
| 6 | Stewart, Kordell (2004-05) | 5 | 177 | 35.4 | 0 | 2 | 42 | 31.2 | 0 |
| 7 | Stover, Matt (1996-2008) | 3 | 100 | 33.3 | 2 | 1 | 34 | 20.0 | 0 |
| 8 | Elling, Aaron (2005) | 1 | 32 | 32.0 | 0 | 1 | 32 | 32.0 | 0 |
| 9 | Boller, Kyle (2003-08) | 1 | 29 | 29.0 | 0 | 0 | 29 | 29.0 | 0 |

PUNTING RECORDS

MOST PUNTS

| CAREER | SEASON | GAME |
|---------------------------------|---------------------------|---------------------------------------|
| 782 Sam Koch (2006-15) | 90 Sam Koch (2013) | 10 Sam Koch (11/05/07 at Pit.) |
| 364 Kyle Richardson (1998-2001) | Kyle Richardson (1998) | Nick Murphy (11/28/04 at NE) |
| 327 Dave Zastudil (2002-05) | Dave Zastudil (2003) | Kyle Richardson (12/24/00 vs. NYJ) |
| | | Kyle Richardson (9/20/98 at Jax.) |

LONGEST PUNT

| |
|---------------------------------------|
| 74 Sam Koch (11/9/08 at Hou.) |
| 73 Sam Koch (11/25/14 at NO) |
| 69 Sam Koch (11/9/14 vs. Ten.) |
| Sam Koch (10/5/14 at Ind.) |
| Sam Koch (12/8/13 vs. Min.) |
| 67 Sam Koch (12/6/15 at Mia.) |
| Sam Koch (10/19/08 at Mia.) |
| Dave Zastudil (9/28/03 vs. KC) |
| Kyle Richardson (12/27/98 vs. Det.) |
| Greg Montgomery (9/29/96 vs. NO) |

HIGHEST GROSS PUNTING AVERAGE

| CAREER (MIN. 100) |
|--------------------------------|
| 45.2 Sam Koch (2006-15) |
| 43.2 Greg Montgomery (1996-97) |
| 41.6 Dave Zastudil (2002-05) |

SEASON (MIN. 40 PUNTS)

| |
|-----------------------------|
| 47.4 Sam Koch (2014) |
| 47.1 Sam Koch (2012) |
| 46.7 Sam Koch (2015) |
| 46.5 Sam Koch (2011) |

GAME (MIN. 4 PUNTS)

| |
|--|
| 54.7 Sam Koch (12/8/13 vs. Min.) , 6-328 |
| 53.4 Sam Koch (12/6/15 at Mia.) , 5-267 |
| 53.0 Sam Koch (12/22/13 vs. NE) , 4-212 |
| 52.5 Sam Koch (11/11/12 vs. Oak.) , 4-210 |
| Dave Zastudil (9/30/02 vs. Den.), 6-315 |
| 52.2 Sam Koch (10/24/11 at Jax.) , 9-470 |
| Sam Koch (12/20/08 at Dal.) , 5-261 |

HIGHEST NET PUNTING AVERAGE

| CAREER (MIN. 100) |
|----------------------------------|
| 39.4 Sam Koch (2006-15) |
| 37.2 Greg Montgomery (1996-97) |
| 35.4 Kyle Richardson (1998-2001) |

SEASON (MIN. 40 PUNTS)

| |
|-----------------------------|
| 43.3 Sam Koch (2014) |
| 42.9 Sam Koch (2015) |
| 40.8 Sam Koch (2012) |
| 39.9 Sam Koch (2008) |

GAME (MIN. 4 PUNTS)

| |
|--|
| 52.5 Sam Koch (11/11/12 vs. Oak.) , 4-210 |
| 49.2 Sam Koch (10/11/15 vs. Cle.) , 6-297 |
| 48.8 Sam Koch (12/2/12 vs. Pit.) , 5-253 |
| Sam Koch (10/21/12 at Hou.) , 5-253 |
| 48.3 Sam Koch (9/13/15 at Den.) , 6-310 |
| 47.3 Sam Koch (12/14/14 vs. Jax.) , 4-203 |
| 47.0 Sam Koch (10/5/14 at Ind.) , 5-242 |
| 46.6 Sam Koch (12/20/08 at Dal.) , 5-261 |
| 46.4 Sam Koch (12/6/15 at Mia.) , 5-267 |
| 46.3 Sam Koch (11/22/15 vs. STL) , 7-336 |
| 46.0 Sam Koch (9/7/08 vs. Cin.) , 5-241 |

MOST PUNTS INSIDE THE 20

| CAREER |
|---------------------------------|
| 280 Sam Koch (2006-15) |
| 128 Kyle Richardson (1998-2001) |
| 89 Dave Zastudil (2002-05) |

SEASON

| |
|---------------------------|
| 39 Sam Koch (2010) |
| Kyle Richardson (1999) |
| 35 Kyle Richardson (2000) |
| 34 Sam Koch (2008) |

GAME

| |
|-------------------------------------|
| 5 Sam Koch (11/2/14 at Pit.) |
| Sam Koch (12/13/10 at Hou.) |
| Sam Koch (10/17/10 at NE) |
| Dave Zastudil (11/17/02 at Mia.) |
| Kyle Richardson (12/23/01 vs. Cin.) |

MOST CONSECUTIVE PUNTS, NONE BLOCKED

| |
|--------------------------------------|
| 308 Sam Koch (9/20/09-9/5/13) |
| 220 Sam Koch (9/5/13-present) |
| 177 Dave Zastudil (12/15/02-9/18/05) |

MOST PUNTS HAD BLOCKED

| CAREER |
|-------------------------------|
| 5 Kyle Richardson (1998-2001) |
| 3 Sam Koch (2006-15) |
| Dave Zastudil (2002-05) |

| SEASON |
|------------------------------|
| 2 Dave Zastudil (2002) |
| Kyle Richardson (2001, 1998) |

| GAME |
|--|
| 2 Dave Zastudil (12/8/02 vs. NO) |
| 1 10 times, last by Sam Koch (9/5/13 at Den.) |

LONGEST PUNTS

| |
|---------------------------------------|
| 74 Sam Koch at Hou. , 11/9/08 |
| 73 Sam Koch at NO , 11/24/14 |
| 69 Sam Koch vs. Ten. , 11/9/14 |
| 69 Sam Koch at Ind. , 10/5/14 |
| 69 Sam Koch vs. Min. , 12/8/13 |
| 67 Sam Koch at Mia. , 12/6/15 |
| 67 Sam Koch at Mia. , 10/19/08 |
| 67 Dave Zastudil vs. KC, 9/28/03 |
| 67 Kyle Richardson vs. Det., 12/27/98 |
| 67 Greg Montgomery vs. NO, 9/29/96 |
| 66 Sam Koch vs. Min. , 12/8/13 |
| 65 Kyle Richardson at Den., 9/30/01 |
| 65 Kyle Richardson at Ten., 12/6/98 |
| 64 Sam Koch vs. NE , 12/22/13 |
| 64 Sam Koch vs. NYJ , 11/24/13 |
| 64 Sam Koch vs. STL , 10/14/07 |
| 64 Greg Montgomery at Pit., 9/8/96 |
| 64 Kyle Richardson at NYJ, 9/13/98 |
| 64 Kyle Richardson vs. Ten., 10/11/98 |
| 63 Sam Koch at TB , 10/12/14 |
| 63 Sam Koch at Cin. , 1/1/12 |
| 63 Kyle Richardson at Den., 1/2/00 |
| 63 Kyle Richardson at STL, 9/12/99 |
| 63 Kyle Richardson vs. Oak., 11/8/98 |

LONGEST FIELD GOALS

| |
|--|
| 61 Justin Tucker at Det. , 12/16/13 (game-winner) |
| 56 Justin Tucker at Phi. , 9/16/12 |
| 56 Wade Richey vs. Cle., 9/14/03 |
| 55 Justin Tucker at NO , 11/24/14 |
| 54 Justin Tucker at Hou. , 10/21/12 |
| 54 Steve Hauschka at Hou., 11/9/08 |
| 53 Justin Tucker at Cin. , 10/26/14 |
| 53 Justin Tucker at Det. , 12/16/13 |
| 53 Justin Tucker vs. NYJ , 11/24/13 |
| 52 Justin Tucker at Pit. , 10/1/15 (game-winner) |
| 52 Justin Tucker at Den. , 9/13/15 |
| 52 Justin Tucker at Ind. , 10/5/14 |
| 52 Justin Tucker at Chi. , 11/17/13 |
| 52 Matt Stover at Cle., 9/24/06 (game-winner) |
| 51 Justin Tucker at Cle. , 11/3/13 |
| 51 Justin Tucker at Hou. , 10/21/12 |
| 51 Justin Tucker at Phi. , 9/16/12 |
| 51 Billy Cundiff at Pit., 11/6/11 |
| 51 Matt Stover at Was., 10/15/00 |
| 51 Matt Stover vs. Pit., 10/29/00 |
| 51 Matt Stover at Ind., 10/13/02 |
| 50 Justin Tucker at Cin. , 1/3/16 |
| 50 Justin Tucker vs. Pit. , 12/27/15 |
| 50 Justin Tucker at Cin. , 10/26/14 |
| 50 Justin Tucker at Mia. , 10/6/13 |
| 50 Matt Stover vs. Dal., 11/21/04 |
| 50 Matt Stover vs. KC, 10/4/04 |
| 50 Matt Stover vs. STL, 10/27/96 |
| 50 Matt Stover at Ten., 10/10/99 |
| 50 Matt Stover at Cin., 11/21/99 (game-winner) |

Current Ravens in Bold



Please see "Scoring Records" on the first page of this section for the Ravens' field goal and PAT records.



TEAM RECORDS

VICTORIES

MOST GAMES WON, SEASON

| | |
|----|------------------------|
| 13 | 2006 |
| 12 | 2011, 2010, 2000 |
| 11 | 2008 |
| 10 | 2014, 2012, 2003, 2001 |

MOST CONSECUTIVE GAMES WON

| | |
|---|-------------------------------|
| 8 | 2000-01 (final 7 through 1st) |
| 7 | 2000 |
| 5 | 2010-11 (final 4 through 1st) |
| | 2006 |

MOST HOME GAMES WON

| | |
|---|---|
| 8 | 2011 |
| 7 | 2010, 2006, 2003 |
| 6 | 2012-14, 2009, 2008, 2005, 2004, 2001, 2000 |

MOST CONSECUTIVE HOME GAMES WON

| | |
|----|--------------------------------|
| 15 | 2010-12 (last 2 through 1st 5) |
| 8 | 2006-07 (last 5 through 1st 3) |
| 7 | 2009-10 (last 2 through 1st 5) |
| | 2000-01 (last 4 through 1st 3) |

MOST AWAY GAMES WON

| | |
|---|------------------------|
| 6 | 2006, 2000 |
| 5 | 2010, 2008 |
| 4 | 2014, 2012, 2011, 1999 |

MOST CONSECUTIVE AWAY GAMES WON

| | |
|---|------------------------------|
| 3 | 2012, 2010, 2008, 2001, 2000 |
|---|------------------------------|

DEFEATS

MOST GAMES LOST, SEASON

| | |
|----|------------|
| 12 | 1996 |
| 11 | 2015, 2007 |

MOST CONSECUTIVE GAMES LOST

| | |
|---|------|
| 9 | 2007 |
|---|------|

MOST HOME GAMES LOST, SEASON

| | |
|---|------------------------------------|
| 5 | 2015 |
| 4 | 2007, 2002, 1999, 1998, 1997, 1996 |

MOST CONSECUTIVE HOME GAMES LOST

| | |
|---|------|
| 4 | 2007 |
| 3 | 1999 |

MOST AWAY GAMES LOST, SEASON

| | |
|---|------------|
| 8 | 2005, 1996 |
| 7 | 2007 |

MOST CONSECUTIVE AWAY GAMES LOST

| | |
|----|---------------------------------|
| 11 | 2004-05 (final 3 through all 8) |
| 8 | 2005, 1996 |
| 7 | 2007-08 (final 5 through 1st 2) |

SCORING

MOST POINTS SCORED

| | |
|--------|------------|
| SEASON | |
| 409 | 2014 |
| 398 | 2012 |
| 391 | 2009, 2003 |

GAME

| | |
|----|------------------------|
| 55 | 11/11/12 vs. Oak. |
| 48 | 10/12/14 at TB |
| | 12/13/09 vs. Det. |
| | 12/19/05 vs. GB |
| 44 | 9/10/12 vs. Cin. |
| | 11/30/03 vs. SF |
| | 11/23/03 vs. Sea. - OT |
| | 11/26/00 vs. Cle. |

MOST POINTS SCORED BY OPPONENTS

| | |
|--------|------|
| SEASON | |
| 441 | 1996 |
| 401 | 2015 |
| 384 | 2007 |

GAME

| | |
|----|------------------|
| 49 | 9/5/13 at Den. |
| 46 | 10/6/96 vs. NE |
| 45 | 11/1/98 vs. Jax. |
| | 10/20/96 at Den. |

MOST POINTS SCORED, BOTH TEAMS

| | |
|--------|------|
| SEASON | |
| 812 | 1996 |
| 742 | 2012 |
| 729 | 2015 |

GAME

| | |
|----|--|
| 85 | 11/23/03, Bal. (44) vs. Sea. (41) - OT |
| 84 | 10/6/96, Bal. (38) vs. NE (46) |
| 79 | 10/20/96, Bal. (34) at Den. (45) |

FEWEST POINTS SCORED

| | |
|--------|------|
| SEASON | |
| 265 | 2005 |
| 269 | 1998 |
| 275 | 2007 |

GAME

| | |
|---|---------------------------------|
| 0 | 11/9/97 at Pit.; 9/15/02 vs. TB |
| 3 | 9 times, last 10/12/08 at Ind. |

FEWEST POINTS SCORED BY OPPONENT

| | |
|--------|------|
| SEASON | |
| *165 | 2000 |
| 201 | 2006 |
| 244 | 2008 |

GAME

| | |
|---|---------------------------------|
| 0 | 10 times, last 11/16/09 at Cle. |
| 3 | 10 times, last 11/24/13 vs. NYJ |

FEWEST POINTS SCORED, BOTH TEAMS

| | |
|--------|------|
| SEASON | |
| 498 | 2000 |
| 554 | 2006 |
| 564 | 2005 |

GAME

| | |
|----|---------------------------------|
| 9 | 11/14/99, Bal. (3) at Jax. (6) |
| 13 | 10/15/00, Bal. (3) at Was. (10) |
| 15 | 10/7/12, Bal. (9) at KC (6) |
| | 10/29/00, Bal. (6) vs. Pit. (9) |
| | 11/16/03, Bal. (6) at Mia. (9) |

MOST POINTS OVERCOME TO WIN GAME

| | |
|----|----------------------------------|
| 21 | 10/30/11 vs. Ari. |
| | (trailed 24-3, won 30-27) |
| 19 | 11/12/06 at Ten. |
| | (trailed 26-7, won 27-26) |
| 17 | 11/23/03 vs. Sea. |
| | (trailed 41-24, won 44-41 in OT) |

LARGEST BLOWN LEAD TO LOSE GAME

| | |
|----|---|
| 21 | 10/5/97 vs. Pit. (led 21-0, lost 42-34) |
| 18 | 11/3/96 vs. Cin. (led 21-3, lost 24-21) |
| 17 | 12/5/04 vs. Cin. (led 20-3, lost 27-26) |

MOST POINTS, EACH HALF

1ST

| | |
|----|---------------------|
| 38 | at TB (10/12/14) |
| 31 | vs. Cle. (11/26/00) |
| | vs. Den. (9/30/02) |

2ND

| | |
|----|------------------------------------|
| 38 | vs. Sea. (11/23/03) (plus 3 in OT) |
| 32 | vs. Jax. (9/10/00) |
| 30 | vs. Dal. (11/21/04) |

MOST POINTS, BOTH TEAMS, HALF

1ST

| | |
|----|-----------------------------------|
| 55 | 11/1/98, Bal. (13) vs. Jax. (42) |
| 45 | 9/8/96, Bal. (17) at Pit. (28) |
| 44 | 10/2/11, Bal. (27) vs. NYJ (17) |
| | 10/24/10, Bal. (20) vs. Buf. (24) |
| | 12/9/07, Bal. (7) vs. Ind. (37) |

2ND

| | |
|----|---|
| 62 | 11/23/03, Bal. (38, 3 in OT) vs. Sea (24) |
| 54 | 11/27/05, Bal. (29) at Cin. (25) |
| 50 | 10/6/96, Bal. (24) vs. NE (26) |

MOST POINTS SCORED, EACH QUARTER

1ST

| | |
|----|-----------------|
| 28 | 10/12/14 at TB |
| 21 | 9/25/11 at STL |
| 17 | 10/2/11 vs. NYJ |

2ND

| | |
|----|--------------------------------|
| 31 | 9/30/02 vs. Den. |
| 24 | 11/26/00 vs. Cle. |
| 21 | 4 times, last 9/28/14 vs. Car. |

3RD

| | |
|----|---------------------------------|
| 21 | 6 times, last 11/11/12 vs. Oak. |
|----|---------------------------------|

4TH

| | |
|----|-----------------------------------|
| 24 | 11/23/08 vs. Phi. |
| 22 | 12/8/13 vs. Min.; 11/9/08 at Hou. |
| 21 | 3 times, last 10/18/09 at Min. |

OT

| | |
|---|------------------|
| 6 | 12/13/10 at Hou. |
| | 10/3/99 at Atl. |
| | 10/27/96 vs. STL |

MOST POINTS ALLOWED, EACH QUARTER

1ST

| | |
|----|--------------------------------|
| 23 | 12/9/07 vs. Ind. |
| 17 | 3 times, last 10/12/08 at Ind. |

2ND

| | |
|----|---------------------------------|
| 28 | 11/1/98 vs. Jax. |
| 22 | 11/2/14 at Pit.; 11/25/07 at SD |
| 21 | 4 times, last 10/30/11 vs. Ari. |

3RD

| | |
|----|-------------------|
| 21 | 9/5/13 at Den. |
| 17 | 11/27/05 at Cin. |
| | 11/23/03 vs. Sea. |
| | 12/2/01 vs. Ind. |

4TH

| | |
|----|-------------------------------|
| 24 | 12/5/04 vs. Cin. |
| 23 | 11/28/99 vs. Jax. |
| 21 | 6 times, last 11/30/14 vs. SD |

OT

| | |
|---|---------------------------------|
| 6 | 12/16/07 at Mia. |
| 3 | 8 times, last 10/11/15 vs. Cle. |

MOST POINTS, BOTH TEAMS, EACH QUARTER

1ST

| | |
|----|-------------------------------|
| 28 | 10/12/14, Bal. (28) at TB (0) |
|----|-------------------------------|

2ND

| | |
|----|---------------------------------|
| 34 | 11/1/98, Bal. (6) vs. Jax. (28) |
|----|---------------------------------|

3RD

| | |
|----|-----------------------------------|
| 38 | 11/23/03, Bal. (21) vs. Sea. (17) |
|----|-----------------------------------|

4TH

| | |
|----|----------------------------------|
| 42 | 12/8/13, Bal. (22) vs. Min. (20) |
|----|----------------------------------|

MOST CONSECUTIVE GAMES SCORING

| | |
|-----|----------------------------------|
| 222 | 2002 (final 14) - present |
| 71 | 1997 (final 6) - 2002 (1st game) |
| 25 | 1996 (all 16) - 1997 (1st 9) |

MOST TOUCHDOWNS

SEASON

| | |
|----|------|
| 47 | 2009 |
| 46 | 2014 |
| 45 | 1996 |

GAME

| | |
|---|---------------------------------|
| 7 | 11/11/12 vs. Oak. |
| 6 | 10/12/14 at TB |
| | 12/13/09 vs. Det. |
| | 12/19/05 vs. GB |
| 5 | 16 times, last 9/28/14 vs. Car. |

FEWEST TOUCHDOWNS

SEASON

| | |
|----|------------|
| 25 | 2005 |
| 28 | 2007 |
| 29 | 2013, 1998 |

GAME

| | |
|---|----------------------------------|
| 0 | 28 times, last 12/13/15 vs. Sea. |
|---|----------------------------------|

MOST TOUCHDOWNS BY OPPONENTS

SEASON

| | |
|----|------------|
| 50 | 1996 |
| 45 | 2015 |
| 39 | 2007, 1997 |

GAME

| | |
|---|----------------|
| 7 | 9/5/13 at Den. |
|---|----------------|

FEWEST TOUCHDOWNS BY OPPONENTS

SEASON

| | |
|----|------------|
| 18 | 2000 |
| 21 | 2006 |
| 26 | 2011, 2008 |

GAME

| | |
|---|----------------------------------|
| 0 | 41 times, last 12/14/14 vs. Jax. |
|---|----------------------------------|

*16-Game NFL Record

TEAM RECORDS

MOST CONSECUTIVE GAMES SCORING TDs

55 2012 (5) - 2015 (12)

MOST (1-POINT) PAT MADE

SEASON
46 2009
42 2014, 2012
41 2008

GAME
7 11/11/12 vs. Oak.
6 10/12/14 at TB
12/13/09 vs. Det.
12/19/05 vs. GB
5 11 times, last 9/28/14 vs. Car.

MOST (1-POINT) PAT MADE BY OPPONENTS

SEASON
41 1996
37 2015
35 2007, 1998

GAME
7 9/5/13 at Den.

FEWEST (1-POINT) PAT MADE

SEASON
23 2005
24 1998
25 2001

FEWEST (1-POINT) PAT MADE BY OPPONENTS

SEASON
15 2000
20 2006
24 2004

MOST (2-POINT) PAT

SEASON
5 1996
4 2003
3 2013

GAME
3 10/6/96 vs. NE
2 10/19/03 at Cin.
1 24 times, last 10/26/15 at Ari.

MOST (2-POINT) PAT BY OPPONENT

SEASON
7 1996
4 1999
2 2015, 2014, 2002, 1997

GAME
2 11/28/99 vs. Jax.
10/6/96 vs. NE
1 22 times, last 12/6/15 at Mia.

MOST FIELD GOALS ATTEMPTED

SEASON
41 2013
40 2015, 2003
39 2011, 2000

GAME
6 12/16/13 at Det.
11/22/09 vs. Ind.
9/21/97 at Ten.
5 17 times, last 11/22/15 vs. STL

MOST FIELD GOALS MADE

SEASON
38 2013
35 2000
34 2003

GAME
6 12/16/13 at Det.
5 8 times, last 11/1/15 vs. SD

FEWEST FIELD GOALS ATTEMPTED

SEASON
25 1996
26 2002
28 1998

FEWEST FIELD GOALS MADE

SEASON
19 1996
21 2009, 2002, 1998
26 2010, 1997

MOST FIELD GOALS ATTEMPTED BY OPPONENT

SEASON
43 2007
39 2012
36 2015, 2014

GAME
7 11/11/07 vs. Cin.
6 12/21/14 at Hou., 9/7/14 vs. Min.
12/13/98 vs. Min.

MOST FIELD GOALS MADE BY OPPONENT

SEASON
37 2012, 2007
32 2013
30 2015, 2014

GAME
7 11/11/07 vs. Cin.
6 12/21/14 at Hou., 12/13/98 vs. Min.
5 8 times, last 9/7/14 vs. Cin.

FEWEST FIELD GOALS ATTEMPTED BY OPPONENT

SEASON
19 2000
22 2008
23 2006

FEWEST FIELD GOALS MADE BY OPPONENT

SEASON
14 2000
17 2006
19 2001, 1999

MOST CONSECUTIVE GAMES SCORING FIELD GOALS

38 1999 (final 6) - 2001

MOST CONSECUTIVE GAMES SCORING FIELD GOALS, BY OPPONENT

15 2002 (final game) - 2003 (1st 14 games)
1996 (2nd-16th game)

MOST SAFETIES

SEASON
3 2008

GAME
1 11 times, last 10/19/14 vs. Atl.

MOST SAFETIES BY OPPONENT

SEASON
2 2002
1 2012, 2007, 2006, 2005, 2004, 1997, 1996

GAME
1 9 times, last 10/21/12 at Hou.

FIRST DOWNS

MOST FIRST DOWNS

SEASON
345 2014
338 1996
323 2015

GAME
32 9/13/09 vs. KC
30 10/30/11 vs. Ari.
29 9/20/15 at Oak.
11/24/96 vs. Jax.
28 4 times, last 9/23/12 vs. NE

FEWEST FIRST DOWNS

SEASON
243 1998
259 2003, 1999
260 2004

GAME
5 11/5/07 at Pit.
12/24/00 vs. NYJ

MOST FIRST DOWNS BY OPPONENT

SEASON
351 1996
326 2012
316 2002

GAME

33 9/23/12 vs. NE
11/3/96 vs. Cin.
31 11/30/14 vs. SD
30 10/14/12 vs. Dal.
9/30/02 vs. Den.

FEWEST FIRST DOWNS BY OPPONENT

SEASON
216 2000
228 2008
236 2006

GAME
5 11/26/00 vs. Cle.
6 3 times, last 9/13/10 at NYJ

MOST FIRST DOWNS RUSHING

SEASON
132 2008
116 2000
115 2009, 2003

GAME
17 10/10/10 vs. Den.
16 12/4/11 at Cle.
15 11/19/00 vs. Dal.
14 3 times, last on 12/13/09 vs. Det.

FEWEST FIRST DOWNS RUSHING

SEASON
68 2013
86 2006, 1998
87 1999

GAME
0 12/13/15 vs. Sea.
9/29/13 at Buf.
9/18/05 at Ten.
1 9 times, last 12/21/14 at Hou.

MOST FIRST DOWNS RUSHING BY OPPONENT

SEASON
115 1996
105 2012
101 1997

GAME
15 11/3/96 vs. Cin.
14 9/8/96 at Pit.
12 7 times, last 12/16/12 vs. Den.

FEWEST FIRST DOWNS RUSHING BY OPPONENT

SEASON
58 2008
59 2006, 2000
69 2007

GAME
0 4 times, last 10/6/13 at Mia.

MOST FIRST DOWNS PASSING

SEASON
211 2015
208 1996
194 2014

GAME
20 9/13/09 vs. KC
19 4 times, last on 11/25/12 at SD

FEWEST FIRST DOWNS PASSING

SEASON
121 2003
135 2004
140 1998

GAME
3 11/9/97 at Pit.
4 9 times, last 9/13/15 at Den.

MOST FIRST DOWNS PASSING BY OPPONENT

SEASON
213 1996
205 2014
190 2002

GAME
21 12/13/10 at Hou.
10/24/10 vs. Buf.
20 5 times, last 11/30/14 vs. SD



TEAM RECORDS

FEWEST FIRST DOWNS PASSING BY OPPONENT

| |
|--|
| SEASON |
| 135 2000 |
| 144 2003 |
| 151 2006 |
| GAME |
| 2 9/13/10 at NYJ |
| 11/26/00 vs. Cle. |
| 3 5 times, last 12/6/15 at Mia. |

MOST FIRST DOWNS BY PENALTY

| |
|---|
| SEASON |
| 38 2014 |
| 2013 |
| 34 2012 |
| GAME |
| 6 11/10/13 vs. Cin. |
| 9/13/10 at NYJ |
| 5 11 times, last 9/20/15 at Oak. |

FEWEST FIRST DOWNS BY PENALTY

| |
|---------------------|
| SEASON |
| 16 2000 |
| 17 2006, 1998, 1997 |
| 18 2009 |

MOST FIRST DOWNS BY PENALTY BY OPPONENT

| |
|--|
| SEASON |
| 42 2015 |
| 37 2005 |
| 34 2012, 2009 |
| GAME |
| 8 9/23/12 vs. NE |
| 10/9/05 at Det. |
| 7 11/15/98 at SD |
| 6 5 times, last 11/15/15 vs. Jax. |

FEWEST FIRST DOWNS BY PENALTY BY OPP.

| |
|---------------|
| SEASON |
| 18 2010, 2008 |
| 20 2001 |
| 22 2000 |

NET YARDS

MOST NET YARDS (RUSHING AND PASSING)

| |
|----------------------------|
| SEASON |
| 5,838 2014 |
| 5,749 2015 |
| 5,723 1996 |
| GAME |
| 553 9/25/11 at STL |
| 548 12/13/09 vs. Det. |
| 533 12/23/12 vs. NYG |
| 503 9/23/12 vs. NE |
| 501 9/13/09 vs. KC |
| 493 9/20/15 at Oak. |

FEWEST NET YARDS (RUSHING AND PASSING)

| |
|----------------------|
| SEASON |
| 4,375 2004 |
| 4,498 1998 |
| 4,639 2002 |
| GAME |
| 104 11/5/07 at Pit. |
| 124 11/28/04 at NE |
| 142 12/24/00 vs. NYJ |

MOST NET YARDS BY OPP. (RUSHING AND PASSING)

| |
|-----------------------|
| SEASON |
| 5,889 1996 |
| 5,615 2012 |
| 5,398 2015 |
| 5,391 2014 |
| GAME |
| 548 10/20/96 at Den. |
| 540 11/29/98 vs. Ind. |
| 525 11/24/14 at NO |
| 524 12/24/00 vs. NYJ |

FEWEST NET YARDS BY OPP. (RUSHING AND PASSING)

| |
|-----------------------|
| SEASON |
| 3,967 2000 |
| 4,177 2008 |
| 4,222 1999 |
| GAME |
| 94 9/24/00 vs. Cin. |
| 107 10/10/04 at Was. |
| 112 11/26/00 vs. Cle. |

MOST TOTAL NET YARDS, BOTH TEAMS

| |
|--|
| GAME |
| 974 11/24/14, Bal. (449) at NO (525) |
| 964 10/27/96, Bal. (478) vs. STL (486) - OT |
| 941 9/20/15, Bal. (493) at Oak. (448) |

FEWEST TOTAL NET YARDS, BOTH TEAMS

| |
|--|
| GAME |
| 339 10/10/04, Bal. (232) at Was. (107) |
| 351 10/24/11, Bal. (146) at Jax. (205) |
| 364 11/15/98, Bal. (161) at SD (203) |

RUSHING

MOST RUSHING ATTEMPTS

| |
|----------------------|
| SEASON |
| 592 2008 |
| 552 2003 |
| 511 2000 |
| GAME |
| 55 12/4/11 at Cle. |
| 51 11/26/00 vs. Cle. |
| 47 10/10/10 vs. Den. |
| 46 12/30/12 at Cin. |
| 10/26/08 vs. Oak. |
| 9/7/08 vs. Cin. |

FEWEST RUSHING ATTEMPTS

| |
|-----------------------------------|
| SEASON |
| 383 2015 |
| 408 1998 |
| 416 1996 |
| GAME |
| 9 9/29/13 at Buf. |
| 12 3 times, last 10/21/12 at Hou. |
| 13 9/18/05 at Ten. |
| 12/16/01 vs. Pit. |

MOST RUSHING ATTEMPTS BY OPPONENT

| |
|--------------------------|
| SEASON |
| 508 1996 |
| 492 2012 |
| 472 1998 |
| GAME |
| 55 9/29/13 at Buf. |
| 51 10/7/12 at KC |
| 47 10/27/96 vs. STL - OT |
| 46 10/4/04 vs. KC |

FEWEST RUSHING ATTEMPTS BY OPPONENT

| |
|----------------------|
| SEASON |
| 361 2000 |
| 366 2008 |
| 367 2006 |
| GAME |
| 11 10/6/13 at Mia. |
| 11/26/06 vs. Pit. |
| 13 10/10/10 vs. Den. |
| 9/10/06 at TB |
| 10/1/00 at Cle. |

MOST YARDS GAINED RUSHING

| |
|-----------------------|
| SEASON |
| 2,674 2003 |
| 2,376 2008 |
| 2,200 2009 |
| GAME |
| 343 9/14/03 vs. Cle. |
| 308 12/13/09 vs. Det. |
| 290 12/4/11 at Cle. |
| 276 12/21/03 at Cle. |

FEWEST YARDS GAINED RUSHING

| |
|-----------------------------|
| SEASON |
| 1,328 2013 |
| 1,478 2015 |
| 1,589 1997 |
| GAME |
| 14 9/18/05 at Ten. |
| 24 9/29/13 at Buf. |
| 12/20/98 at Chi. |
| 28 12/13/15 vs. Sea. |

MOST YARDS GAINED RUSHING BY OPPONENT

| |
|-----------------------|
| SEASON |
| 1,965 2012 |
| 1,920 1996 |
| 1,762 2002 |
| GAME |
| 227 10/14/12 vs. Dal. |
| 222 10/20/96 at Den. |
| 214 10/7/12 at KC |
| 10/5/97 vs. Pit. |
| 207 11/16/08 at NYG |

FEWEST YARDS GAINED RUSHING BY OPPONENT

| |
|----------------------|
| SEASON |
| 970 2000 |
| 1,214 2006 |
| 1,231 1999 |
| GAME |
| 4 9/24/00 vs. Cin. |
| 11 12/19/99 vs. NO |
| 21 11/26/06 vs. Pit. |

HIGHEST AVERAGE GAIN, RUSHING

| |
|---------------|
| SEASON |
| 4.8 2003 |
| 4.7 2009 |
| 4.5 2014 |

LOWEST AVERAGE GAIN, RUSHING

| |
|---------------|
| SEASON |
| 3.1 2013 |
| 3.4 2006 |
| 3.6 2005 |

HIGHEST AVERAGE GAIN, RUSHING BY OPPONENT

| |
|-----------------------|
| SEASON |
| 4.0 2015, 2012 |
| 3.9 2010 |
| 3.8 2013, 1996 |
| 3.7 2005, 2002 |

LOWEST AVERAGE GAIN, RUSHING BY OPPONENT

| |
|---------------|
| SEASON |
| 2.7 2000 |
| 2.8 2007 |
| 3.1 1999 |

MOST TOUCHDOWNS RUSHING

| |
|------------------------------------|
| SEASON |
| 22 2009 |
| 20 2008 |
| 18 2003 |
| GAME |
| 5 12/13/09 vs. Det. |
| 4 10/10/10 vs. Den. |
| 3 12 times, last 10/11/15 vs. Cle. |

FEWEST TOUCHDOWNS RUSHING

| |
|--------------------|
| SEASON |
| 5 2005 |
| 7 2013, 1998, 1997 |
| 8 2015 |

MOST TOUCHDOWNS RUSHING BY OPPONENT

| |
|----------------------------------|
| SEASON |
| 18 1996 |
| 17 2002, 1997 |
| 15 2012 |
| 12 1998 |
| GAME |
| 4 10/9/05 at Det. |
| 3 9 times, last 10/26/14 at Cin. |

TEAM RECORDS

FEWEST TOUCHDOWNS RUSHING BY OPPONENT

| SEASON | RECORD |
|--------|------------------|
| 4 | 2008 |
| 5 | 2010, 2006, 2000 |
| 6 | 2003, 1999 |

PASSING

MOST PASSING ATTEMPTS

| SEASON | RECORD |
|--------|--------|
| 676 | 2015 |
| 619 | 2013 |
| 586 | 1997 |

| GAME | RECORD |
|------|----------------------------------|
| 64 | 9/23/01 at Cin. |
| 62 | 9/7/14 vs. Cin. & 9/5/13 at Den. |
| 56 | 1/3/16 at Cin. |

FEWEST PASSING ATTEMPTS

| SEASON | RECORD |
|--------|--------|
| 415 | 2003 |
| 433 | 2008 |
| 465 | 2004 |

| GAME | RECORD |
|------|------------------------------------|
| 17 | 10/4/04 vs. KC 11/8/98 vs. Oak. |
| 18 | 6 times, last 10/10/04 at Was. |

MOST PASSING ATTEMPTS BY OPPONENT

| SEASON | RECORD |
|--------|--------|
| 599 | 1999 |
| 596 | 2010 |
| 595 | 2014 |

| GAME | RECORD |
|------|-------------------|
| 69 | 12/24/00 vs. NYJ |
| 62 | 12/13/10 at Hou. |
| 56 | 12/13/98 vs. Min. |

FEWEST PASSING ATTEMPTS BY OPPONENT

| SEASON | RECORD |
|--------|--------|
| 490 | 2007 |
| 501 | 2004 |
| 509 | 2006 |

| GAME | RECORD |
|------|-------------------------------------|
| 15 | 10/13/96 at Ind. |
| 16 | 9/17/00 vs. Mia. 10/21/99 vs. KC |

MOST PASS COMPLETIONS

| SEASON | RECORD |
|--------|--------|
| 426 | 2015 |
| 363 | 2013 |
| 344 | 2014 |

| GAME | RECORD |
|------|---|
| 35 | 9/7/14 vs. Cin. |
| 34 | 11/15/15 vs. Jax. 9/5/13 at Den. 9/30/07 at Cle. 9/11/05 vs. Ind. 9/23/01 at Cin. |

FEWEST PASS COMPLETIONS

| SEASON | RECORD |
|--------|--------|
| 217 | 2003 |
| 258 | 2004 |
| 261 | 2008 |

| GAME | RECORD |
|------|--------------------------------------|
| 7 | 9/14/03 vs. Cle. |
| 8 | 12/7/03 vs. Cin. 12/12/99 at Pit. |

MOST PASS COMPLETIONS BY OPPONENT

| SEASON | RECORD |
|--------|------------|
| 382 | 2014 |
| 360 | 2002 |
| 350 | 2015, 1996 |

| GAME | RECORD |
|------|---------------------------------------|
| 36 | 10/11/15 vs. Cle. 12/24/00 vs. NYJ |
| 35 | 11/24/14 at NO 9/30/02 vs. Den. |
| 34 | 11/30/14 vs. SD |
| 32 | 3 times, last 10/5/14 at Ind. |

FEWEST PASS COMPLETIONS BY OPPONENT

| SEASON | RECORD |
|--------|------------|
| 276 | 2008, 2004 |
| 279 | 2006 |
| 288 | 2011 |

| GAME | RECORD |
|------|-------------------------------|
| 9 | 7 times, last 12/6/15 at Mia. |

MOST NET YARDS GAINED, PASSING

| SEASON | RECORD |
|--------|--------|
| 4,271 | 2015 |
| 3,978 | 1996 |
| 3,819 | 2014 |

| GAME | RECORD |
|------|-----------------------|
| 404 | 10/27/96 vs. STL - OT |
| 385 | 9/25/11 at STL |
| 384 | 9/20/15 at Oak. |
| 382 | 9/23/12 vs. NE |

FEWEST NET YARDS GAINED, PASSING

| SEASON | RECORD |
|--------|--------|
| 2,255 | 2003 |
| 2,312 | 2004 |
| 2,808 | 2008 |

| GAME | RECORD |
|------|------------------|
| 37 | 12/17/00 at Ari. |
| 40 | 11/5/07 at Pit. |
| 47 | 11/28/04 at NE |

MOST NET YARDS GAINED, PASSING BY OPPONENT

| SEASON | RECORD |
|--------|--------|
| 3,979 | 2014 |
| 3,969 | 1996 |
| 3,737 | 2015 |

| GAME | RECORD |
|------|-------------------|
| 473 | 12/24/00 vs. NYJ |
| 445 | 9/5/13 at Den. |
| 422 | 10/11/15 vs. Cle. |

FEWEST NET YARDS GAINED, PASSING BY OPPONENT

| SEASON | RECORD |
|--------|--------|
| 2,805 | 2003 |
| 2,875 | 2008 |
| 2,958 | 2005 |

| GAME | RECORD |
|------|------------------|
| 55 | 10/10/04 at Was. |
| 60 | 9/13/10 at NYJ |
| 64 | 12/10/00 vs. SD |

MOST TIMES SACKED

| SEASON | RECORD |
|--------|--------|
| 56 | 1999 |
| 48 | 2013 |
| 43 | 2000 |

| GAME | RECORD |
|------|------------------------------|
| 7 | 8 times, last 12/18/11 at SD |

FEWEST TIMES SACKED

| SEASON | RECORD |
|--------|--------|
| 17 | 2006 |
| 19 | 2014 |
| 24 | 2015 |

MOST TIMES OPPONENTS SACKED

| SEASON | RECORD |
|--------|------------|
| 60 | 2006 |
| 49 | 2014, 1999 |
| 48 | 2011 |

| GAME | RECORD |
|------|--|
| 9 | 11/24/11 vs. SF 11/26/06 vs. Pit. 11/16/97 vs. Phi. - OT |
| 8 | 12/14/14 vs. Jax. |
| 7 | 9/24/06 at Cle. 12/26/99 vs. Cin. |

FEWEST TIMES OPPONENTS SACKED

| SEASON | RECORD |
|--------|------------|
| 27 | 2010 |
| 30 | 1996 |
| 32 | 2009, 2007 |

MOST CONSECUTIVE GAMES OPPONENTS SACKED

| | |
|----|---|
| 22 | (6th game in 2012 - 11th game in 2013) (9th game in 2000 - 14th in 2001) |
| 21 | (5th game in 2008 - 9th game in 2009) (15th game in 2005 - 3rd in 2007) (8th game in 1997 - 12th in 1998) |

HIGHEST COMPLETION PERCENTAGE

| SEASON | RECORD |
|--------|----------------|
| 63.0 | 2015 (426-676) |
| 62.9 | 2009 (321-510) |
| 62.7 | 2010 (308-491) |

| GAME | RECORD |
|------|---|
| 80.0 | 11/1/09 vs. Den. (20-25) 9/9/01 vs. Chi. (24-30) |
| 79.4 | 11/1/98 vs. Jax. (27-34) |
| 78.9 | 1/1/12 at Cin. (15-19) |
| 77.8 | 12/10/06 at KC (21-27) 11/26/06 vs. Pit. (21-27) |

LOWEST COMPLETION PERCENTAGE

| SEASON | RECORD |
|--------|----------------|
| 49.5 | 1999 (270-546) |
| 52.3 | 2003 (217-415) |
| 54.7 | 2002 (262-479) |

| GAME | RECORD |
|------|-------------------------|
| 30.8 | 12/12/99 at Pit. (8-26) |
| 32.3 | 10/2/11 vs. NYJ (10-31) |
| 35.3 | 11/15/98 at SD (12-34) |

HIGHEST COMPLETION PERCENTAGE BY OPPONENT

| SEASON | RECORD |
|--------|--------------------------------|
| 65.2 | 1996 (350-537) |
| 64.2 | 2015 (350-545), 2014 (382-595) |
| 62.8 | 2002 (360-573) |

| GAME | RECORD |
|------|--------------------------|
| 84.0 | 12/20/15 vs. KC (21-25) |
| 83.9 | 11/17/96 at SF (26-31) |
| 80.6 | 12/5/04 vs. Cin. (29-36) |

LOWEST COMPLETION PERCENTAGE BY OPPONENT

| SEASON | RECORD |
|--------|--------------------------------|
| 52.3 | 2008 (276-528) |
| 53.8 | 2011 (288-535) |
| 54.8 | 2006 (279-509), 1999 (328-599) |

| GAME | RECORD |
|------|--------------------------|
| 31.4 | 10/2/11 vs. NYJ (11-35) |
| 35.7 | 11/15/98 at SD (15-42) |
| 36.4 | 11/30/08 at Cin. (12-33) |

MOST TOUCHDOWNS PASSING

| SEASON | RECORD |
|--------|------------------------------|
| 34 | 1996 |
| 27 | 2014 |
| 25 | 2010, 1997 |
| 22 | 2012 |
| 21 | 2015, 2011, 2009, 2006, 1999 |

| GAME | RECORD |
|------|----------------------------------|
| 5 | 10/12/14 at TB; 9/10/00 vs. Jax. |
| 4 | 5 times, last 12/20/09 vs. Chi. |

FEWEST TOUCHDOWNS PASSING

| SEASON | RECORD |
|--------|------------------|
| 13 | 2007, 2004 |
| 16 | 2008, 2003, 1998 |
| 17 | 2005 |

MOST TOUCHDOWNS PASSING BY OPPONENT

| SEASON | RECORD |
|--------|------------|
| 30 | 2015 |
| 27 | 2007, 1996 |
| 25 | 2013 |

| GAME | RECORD |
|------|-----------------|
| 7 | 9/5/13 at Den. |
| 6 | 11/2/14 at Pit. |

FEWEST TOUCHDOWNS PASSING BY OPPONENT

| SEASON | RECORD |
|--------|------------|
| 11 | 2011, 2000 |
| 14 | 2004 |
| 15 | 2012 |



TEAM RECORDS

MOST PASSES HAD INTERCEPTED

SEASON
 23 2013
21 2015, 2005
 20 2001, 1999, 1996

GAME
 5 9/29/13 at Buf.
 4 6 times, last 9/19/10 at Cin.

FEWEST PASSES HAD INTERCEPTED

SEASON
 10 2010
 11 2012, 2004
 12 2014, 2011, 2008

PUNTING

MOST PUNTS

SEASON
 104 1999
 97 2004
 92 1998

GAME
 10 6 times, last 9/5/13 at Den.

FEWEST PUNTS

SEASON
 60 2014
 69 1996
 73 2011

GAME
 0 11/7/10 vs. Mia.
 9/30/07 at Cle.
 1 6 times, last 11/30/14 vs. SD

MOST PUNTS BY OPPONENT

SEASON
 115 1999
 105 2003
 98 2013, 2001

GAME
 11 11/30/08 at Cin.
 12/19/99 vs. NO
 10 4 times, last 10/7/01 vs. Ten.

FEWEST PUNTS BY OPPONENT

SEASON
 68 1996
 76 2014, 2007
 78 2002

GAME
 0 12/18/11 at SD
 12/26/04 at Pit.
 1 11/30/14 vs. SD
 10/20/13 at Pit.
 10/14/12 vs. Dal.

HIGHEST GROSS PUNTING AVERAGE

SEASON
 47.4 2014
 47.1 2012
46.7 2015

LOWEST GROSS PUNTING AVERAGE

SEASON
 38.0 2001
 40.2 2000
 40.5 2002

HIGHEST GROSS PUNTING AVERAGE BY OPPONENT

SEASON
 46.2 2012
45.9 2015, 2014
 45.8 2013

LOWEST GROSS PUNTING AVERAGE BY OPPONENT

SEASON
 40.1 2004, 2003
 40.5 2005
 40.8 2002

HIGHEST NET PUNTING AVERAGE

SEASON
 43.3 2014
42.9 2015
 40.8 2012

LOWEST NET PUNTING AVERAGE

SEASON
 32.9 2002, 2001
 33.9 2000
 34.6 2004

HIGHEST NET PUNTING AVERAGE BY OPPONENT

SEASON
 41.2 2012
 40.5 2014
39.1 2015, 2010

LOWEST NET PUNTING AVERAGE BY OPPONENT

SEASON
 32.8 2002
 33.0 2005
 33.1 2004, 2000

PUNT RETURNS

MOST PUNT RETURNS

SEASON
 60 2004
 59 1999
 53 2003

GAME
 9 11/26/00 vs. Cle.
 8 11/25/12 at SD
 7 6 times, last 12/23/12 vs. NYG

FEWEST PUNT RETURNS

SEASON
 32 2014
 34 2002
 35 2007

MOST PUNT RETURNS BY OPPONENT

SEASON
 55 2005
 53 1997
 49 2012

GAME
 7 2 times, last 12/4/05 at Hou.
 6 17 times, last 11/10/13 vs. Cin.

FEWEST PUNT RETURNS BY OPPONENT

SEASON
 23 2014
 27 1996
 33 2011, 2001

MOST FAIR CATCHES

SEASON
 27 2011
 26 2012, 2010
 23 2014, 2003

GAME
 5 11/30/08 at Cin.
 4 8 times, last 9/5/13 at Den.

MOST FAIR CATCHES BY OPPONENT

SEASON
 28 1999
 24 1998
 23 2000

GAME
 6 12/19/99 vs. NO
 4 5 times, last 11/2/14 at Pit.

MOST YARDS, PUNT RETURNS

SEASON
 713 2000
 616 2004
 609 2013
GAME
 184 12/7/97 vs. Sea.
 173 12/24/00 vs. NYJ
 126 11/26/00 vs. Cle.

FEWEST YARDS, PUNT RETURNS

SEASON
 290 2009
 292 2014
 319 2010

MOST YARDS, PUNT RETURNS BY OPPONENT

SEASON
 481 2005
 471 2002
 468 1999

GAME
 117 11/2/97 at NYJ (OT)
 112 10/30/11 vs. Ari.
 110 11/23/97 vs. Ari.

FEWEST YARDS, PUNT RETURNS BY OPPONENT

SEASON
 166 2014
176 2015
 183 2001

HIGHEST AVERAGE, PUNT RETURNS

SEASON
 15.8 2000 (45-713)
 14.2 2013 (43-609)
 13.4 1997 (42-564)

LOWEST AVERAGE, PUNT RETURNS

SEASON
 7.4 2010 (43-319), 2009 (39-290)
 7.7 2003 (53-410), 1999 (59-452)
 7.8 2006 (45-351)

HIGHEST AVERAGE, PUNT RETURNS BY OPPONENT

SEASON
 11.9 2011 (33-392)
 11.8 2002 (40-471)
 10.9 1999 (43-468)

LOWEST AVERAGE, PUNT RETURNS BY OPPONENT

SEASON
5.0 2015 (35-176)
 5.5 2001 (33-183)
 6.4 2008 (38-245)

MOST TOUCHDOWNS ON PUNT RETURNS

SEASON
 2 2007, 2004, 2000, 1998, 1997
1 2015, 2013, 2012, 2011, 2002

GAME
 2 12/24/00 vs. NYJ
 12/7/97 vs. Sea.
 1 11 times, last 11/30/15 at Cle.

MOST TDs ON PUNT RETURNS BY OPPONENT

SEASON
 2 2011, 2002
 1 2009, 2005, 1999, 1998

GAME
 1 8 times, last 12/24/11 vs. Cle.

KICKOFF RETURNS

MOST KICKOFF RETURNS

SEASON
 86 1996
 71 1997
 69 1998

GAME
 10 12/13/98 vs. Min.
 9 9/10/00 vs. Jax.
 8 6 times, last 10/18/09 at Min.

FEWEST KICKOFF RETURNS

SEASON
34 2015
 38 2014
 42 2011
 44 2013
 45 2006, 2000

TEAM RECORDS

MOST KICKOFF RETURNS BY OPPONENT

| |
|---------------------|
| SEASON |
| 77 2009 |
| 76 2008 |
| 75 2006 |
| GAME |
| 9 12/13/09 vs. Det. |
| 12/19/05 vs. GB |
| 12/2/01 vs. Ind. |

FEWEST KICKOFF RETURNS BY OPPONENT

| |
|---------------|
| SEASON |
| 9 2015 |
| 26 2014 |
| 36 2011 |

MOST YARDS, KICKOFF RETURNS

| |
|-----------------------|
| SEASON |
| 1,734 1996 |
| 1,700 1998 |
| 1,636 2012 |
| GAME |
| 367 12/13/98 vs. Min. |
| 233 12/13/10 at Hou. |
| 204 11/2/14 at Pit. |

FEWEST YARDS, KICKOFF RETURNS

| |
|------------------------------------|
| SEASON |
| 857 2015 |
| 1,005 2000 |
| 1,007 2008 |
| GAME |
| 0 11 times, last 12/13/15 vs. Sea. |

MOST YARDS, KICKOFF RETURNS BY OPPONENT

| |
|-----------------------|
| SEASON |
| 1,720 2008 |
| 1,636 2006 |
| 1,565 2009 |
| GAME |
| 245 11/18/07 vs. Cle. |
| 244 11/10/02 vs. Cin. |
| 237 11/2/08 at Cle. |
| 1/2/05 vs. Mia. |

FEWEST YARDS, KICKOFF RETURNS BY OPP.

| |
|------------------------------------|
| SEASON |
| 229 2015 |
| 601 2014 |
| 859 2012 |
| GAME |
| 0 19 times, last 12/27/15 vs. Pit. |

HIGHEST AVERAGE, KICKOFF RETURNS

| |
|----------------------|
| SEASON |
| 28.3 2014 (38-1,077) |
| 27.3 2012 (60-1,636) |
| 26.4 2013 (44-1,163) |

LOWEST AVERAGE, KICKOFF RETURNS

| |
|---------------------------------------|
| SEASON |
| 20.1 2008 (50-1,007) |
| 20.2 1997 (71-1,435), 1996 (86-1,734) |
| 20.3 1999 (54-1,098) |

HIGHEST AVERAGE, KICKOFF RETURNS BY OPPONENT

| |
|----------------------|
| SEASON |
| 29.2 2011 (36-1,050) |
| 26.0 2010 (38-987) |
| 25.4 2015 (9-229) |

LOWEST AVERAGE, KICKOFF RETURNS BY OPPONENT

| |
|----------------------|
| SEASON |
| 20.0 1996 (70-1,402) |
| 20.3 2009 (77-1,565) |
| 20.5 1998 (57-1,168) |

MOST TOUCHDOWNS ON KICKOFF RETURNS

| |
|--|
| SEASON |
| 2 2012, 1998 |
| GAME |
| *2 12/13/98 vs. Min. * Ties NFL Record |

MOST TDs ON KICKOFF RETURNS BY OPPONENT

| |
|----------------------------------|
| SEASON |
| 2 2008, 2004, 1998 |
| 1 2011, 2003, 2002, 1997 |
| GAME |
| 1 10 times, last 10/2/11 vs. NYJ |

FUMBLES

MOST FUMBLES

| |
|-----------------------------------|
| SEASON |
| 37 2003, 1997 |
| 35 2007 |
| 34 2002 |
| GAME |
| 7 10/13/02 at Ind. |
| 10/22/00 vs. Ten. |
| 5 10 times, last 12/20/08 at Dal. |

FEWEST FUMBLES

| |
|---------------|
| SEASON |
| 13 2015 |
| 14 2012 |
| 15 2013 |

MOST FUMBLES BY OPPONENT

| |
|----------------------------------|
| SEASON |
| 45 2000 |
| 29 2003 |
| 28 2005 |
| GAME |
| 8 10/8/00 at Jax. |
| 5 7 times, last 11/22/15 vs. STL |

FEWEST FUMBLES BY OPPONENT

| |
|---------------|
| SEASON |
| 12 2007 |
| 17 1998 |
| 18 2015 |

MOST FUMBLES LOST

| |
|-----------------------------------|
| SEASON |
| 26 2007 |
| 19 2003 |
| 18 2002 |
| GAME |
| 5 12/13/98 vs. Min. |
| 4 4 times, last 11/11/07 vs. Cin. |

FEWEST FUMBLES LOST

| |
|---------------|
| SEASON |
| 5 2012 |
| 6 2013 |
| 7 2015, 2000 |

MOST FUMBLES LOST BY OPPONENT

| |
|---------------|
| SEASON |
| 26 2000 |
| 17 2003 |
| 15 2005 |

FEWEST FUMBLES LOST BY OPPONENT

| |
|--------------------------|
| SEASON |
| 6 2007, 2002, 1998 |
| 7 1996 |
| 8 2015, 2013, 2010, 2008 |

MOST OWN FUMBLES RECOVERED

| |
|---------------|
| SEASON |
| 20 1997 |
| 19 2008, 2000 |
| 18 2003 |

FEWEST OWN FUMBLES RECOVERED

| |
|--------------------|
| SEASON |
| 6 2015 |
| 8 2014 |
| 9 2013, 2012, 2007 |

MOST OPPONENTS FUMBLES RECOVERED

| |
|----------------------------------|
| SEASON |
| 26 2000 |
| 17 2003 |
| 15 2005 |
| GAME |
| 4 5 times, last 11/22/15 vs. STL |

FEWEST OPPONENTS FUMBLES RECOVERED

| |
|---------------|
| SEASON |
| 5 1998 |
| 6 2007, 2002 |
| 7 1996 |

MOST TDs, FUMBLES RECOVERED, OWN & OPPONENT

| |
|--|
| SEASON |
| 3 2011 |
| 2 2005, 2004 |
| 1 2015, 2009, 2008, 2006, 2003, 2002, 2001 |
| GAME |
| 2 10/2/11 vs. NYJ |
| 1 12 times, last 9/27/15 vs. Cin. |

MOST TDs, OWN FUMBLES RECOVERED

| |
|--------------------|
| SEASON |
| 1 2004, 2003, 2002 |
| GAME |
| 1 12/5/04 vs. Cin. |
| 9/21/03 at SD |
| 12/29/02 at Pit. |

MOST TDs, OPPONENTS FUMBLES RECOVERED

| |
|--------------------------------------|
| SEASON |
| 3 2011 |
| 2 2005 |
| 1 2015, 2009, 2008, 2006, 2004, 2001 |
| GAME |
| 2 10/2/11 vs. NYJ |
| 1 9 times, last 9/27/15 vs. Cin. |

INTERCEPTIONS

MOST INTERCEPTIONS

| |
|-----------------------------------|
| SEASON |
| 28 2006 |
| 26 2008 |
| 25 2002 |
| GAME |
| 5 10/14/07 vs. STL |
| 4 11 times, last 12/29/13 at Cin. |

FEWEST INTERCEPTIONS

| |
|---------------|
| SEASON |
| 6 2015 |
| 11 2014, 2005 |
| 13 2012 |

MOST INTERCEPTIONS BY OPPONENT

| |
|---------------------------------|
| SEASON |
| 23 2013 |
| 21 2015, 2005 |
| 20 2001, 1999, 1996 |
| GAME |
| 5 9/29/13 at Buf. |
| 4 6 times, last 9/19/10 at Cin. |

FEWEST INTERCEPTIONS BY OPPONENT

| |
|---------------------|
| SEASON |
| 10 2010 |
| 11 2012, 2004 |
| 12 2014, 2011, 2008 |

MOST CONSECUTIVE GAMES W/ INTERCEPTIONS

| |
|--|
| 10 2005-06 (game 16 in '05 through 1st 9 in '06) |
| 9 2010-11 (game 12 in '10 through 1st 4 in '11) |
| 2006 (games 1-9) |

TEAM RECORDS

MOST CONSECUTIVE GAMES W/ INTs BY OPPONENT

| | |
|---|---|
| 9 | 2001 (games 5-13) |
| 7 | 1998 (games 5-11) 1996-97 (last 4 through 1st 3) |

MOST INTERCEPTION YARDS

| | |
|--------|------|
| SEASON | |
| 700 | 2004 |
| 544 | 2006 |
| 511 | 2003 |

| | |
|------|-------------------|
| GAME | |
| 183 | 12/24/00 vs. NYJ |
| 162 | 11/23/08 vs. Phi. |
| 156 | 10/24/04 vs. Buf. |

FEWEST INTERCEPTION YARDS

| | |
|--------|------|
| SEASON | |
| 51 | 2015 |
| 135 | 2014 |
| 147 | 1996 |

MOST INTERCEPTION YARDS BY OPPONENT

| | |
|--------|------|
| SEASON | |
| 349 | 1996 |
| 340 | 2015 |
| 331 | 2001 |

| | |
|------|-------------------|
| GAME | |
| 108 | 10/21/99 vs. KC |
| 103 | 12/19/04 at Ind. |
| 100 | 11/18/07 vs. Cle. |

FEWEST INTERCEPTION YARDS BY OPPONENT

| | |
|--------|------|
| SEASON | |
| 104 | 2008 |
| 118 | 1997 |
| 142 | 2006 |

MOST TDs ON INTERCEPTIONS

| | |
|--------|------------------|
| SEASON | |
| 5 | 2008, 2006, 2004 |
| 4 | 2003, 1999 |
| 3 | 2010 |

| | |
|------|------------------------------------|
| GAME | |
| 2 | 11/21/10 at Car. 10/29/06 at NO |
| 1 | 40 times, last 9/13/15 at Den. |

MOST TDs ON INTERCEPTIONS BY OPPONENT

| | |
|--------|------------------------------|
| SEASON | |
| 4 | 2015, 2013 |
| 3 | 2012, 2005, 2001, 1999, 1996 |
| 2 | 2000 |

| | |
|------|--------------------------------|
| GAME | |
| 2 | 10/21/99 vs. KC |
| 1 | 27 times, last 12/20/15 vs. KC |

PENALTIES

FEWEST PENALTIES

| | |
|--------|--------------------------------|
| SEASON | |
| 89 | 2001 |
| 90 | 2010 |
| 92 | 2011 |
| GAME | |
| 1 | 5 times, last 12/26/10 at Cle. |

MOST PENALTIES

| | |
|--------|-------------------------------|
| SEASON | |
| 139 | 2005 |
| 126 | 2003 |
| 125 | 1999 |
| GAME | |
| 21 | 10/9/05 at Det. |
| 14 | 4 times, last 11/30/14 vs. SD |

FEWEST PENALTIES BY OPPONENT

| | |
|--------|------------|
| SEASON | |
| 79 | 2006 |
| 84 | 2007, 2000 |
| 88 | 2009 |

| | |
|------|--|
| GAME | |
| 0 | 12/23/07 at Sea. |
| 1 | 11/11/10 at Atl. 12/20/09 vs. Chi. 12/8/96 at Cin. |

MOST PENALTIES BY OPPONENT

| | |
|--------|------------|
| SEASON | |
| 126 | 2013 |
| 122 | 1999, 1998 |
| 117 | 2010 |

| | |
|------|--------------------------------------|
| GAME | |
| 16 | 9/20/15 at Oak. 11/15/98 at SD |
| 15 | 10/10/99 at Ten. 11/21/99 at Cin. |

FEWEST PENALTIES, BOTH TEAMS

| | |
|------|--|
| GAME | |
| 3 | 12/26/10, Bal. (1) at Cle. (2) |
| 4 | 9/8/96, Bal. (1) at Pit. (3) |
| 5 | 12/20/09, Bal. (4) vs. Chi. (1) 12/16/07, Bal. (1) at Mia. (4) 12/8/96, Bal. (4) at Cin. (1) |

MOST PENALTIES, BOTH TEAMS

| | |
|------|---------------------------------|
| GAME | |
| 30 | 11/15/98, Bal. (14) at SD (16) |
| 28 | 10/9/05, Bal. (21) at Det. (7) |
| 26 | 9/20/15, Bal. (10) at Oak. (16) |

FEWEST YARDS PENALIZED

| | |
|--------|---|
| SEASON | |
| 673 | 2010 |
| 728 | 2001 |
| 730 | 2000 |
| GAME | |
| 5 | 12/26/10 at Cle. 12/16/07 at Mia. 11/10/02 vs. Cin. |
| 10 | 11/29/98 vs. Ind. 9/8/96 at Pit. |

MOST YARDS PENALIZED

| | |
|--------|---------------------------------|
| SEASON | |
| 1,153 | 2015 |
| 1,127 | 2012 |
| 1,094 | 2009 |
| GAME | |
| 147 | 10/9/05 at Det. |
| 146 | 10/6/96 vs. NE |
| 137 | 11/22/15 vs. STL |
| 135 | 9/23/12 vs. NE 12/7/09 at GB |

FEWEST YARDS OPPONENT PENALIZED

| | |
|--------|-------------------------------------|
| SEASON | |
| 535 | 2000 |
| 580 | 2006 |
| 728 | 2007 |
| GAME | |
| 0 | 12/23/07 at Sea. |
| 5 | 11/11/10 at Atl. 12/8/96 at Cin. |
| 9 | 12/20/09 vs. Chi. |

MOST YARDS OPPONENT PENALIZED

| | |
|--------|------------------|
| SEASON | |
| 1,196 | 2013 |
| 1,118 | 1999 |
| 1,032 | 2011 |
| GAME | |
| 212 | 10/10/99 at Ten. |
| 175 | 12/7/09 at GB |
| 146 | 11/15/98 at SD |

FEWEST YARDS PENALIZED, BOTH TEAMS

| | |
|------|--|
| GAME | |
| 25 | 12/26/10, Bal. (5) at Cle. (20) |
| 30 | 12/16/07, Bal. (5) at Mia. (25) 9/8/96, Bal. (10) at Pit. (20) |
| 35 | 12/20/09, Bal. (26) vs. Chi. (9) 12/10/00, Bal. (15) vs. SD (20) 11/16/97, Bal. (15) vs. Phi. (20) |

MOST YARDS PENALIZED, BOTH TEAMS

| | |
|------|-----------------------------------|
| GAME | |
| 310 | 12/7/09, Bal. (135) at GB (175) |
| 293 | 10/10/99, Bal. (81) at Ten. (212) |
| 252 | 11/15/98, Bal. (106) at SD (146) |

TURNOVERS

MOST TURNOVERS

| | |
|--------|-----------------------------------|
| SEASON | |
| 40 | 2007 |
| 38 | 2003 |
| 36 | 2005, 2001 |
| GAME | |
| 7 | 11/9/03 at STL 11/9/97 at Pit. |
| 6 | 4 times, last 11/11/07 vs. Cin. |

FEWEST TURNOVERS

| | |
|--------|------------|
| SEASON | |
| 16 | 2012 |
| 20 | 2014, 2010 |
| 21 | 2008 |

MOST TURNOVERS BY OPPONENT

| | |
|--------|------|
| SEASON | |
| 49 | 2000 |
| 41 | 2003 |
| 40 | 2006 |

| | |
|------|---------------------------------|
| GAME | |
| 7 | 9/11/11 vs. Pit. |
| 6 | 6 times, last 12/20/09 vs. Chi. |

FEWEST TURNOVERS BY OPPONENT

| | |
|--------|------------|
| SEASON | |
| 14 | 2015 |
| 22 | 2014, 1996 |
| 23 | 2007, 1998 |

MOST TURNOVERS, BOTH TEAMS

| | |
|--------|------|
| SEASON | |
| 79 | 2003 |
| 75 | 2000 |
| 64 | 2001 |

| | |
|------|------------------------------|
| GAME | |
| 11 | 11/9/03, Bal. (7) at STL (4) |

MOST TDs BY RAVENS OFF TURNOVERS

| | |
|--------|--|
| SEASON | |
| 7 | 2004 (5 INTs, 2 FRs) |
| 6 | 2008 (5 INTs, 1 FR) 2006 (5 INTs, 1 FR) |
| 4 | 2011 (3 FRs, 1 INT), 2003 (4 INTs), 1999 (4 INTs) |

| | |
|------|--|
| GAME | |
| 3 | 10/2/11 vs. NYJ (2 FRs, 1 INT) |
| 2 | 11/21/10 at Car. (2 INTs) 10/29/06 at NO (2 INTs) |
| 1 | 43 times, last 9/27/15 vs. Cin. (1 FR) |

MOST TDs BY OPPONENT OFF TURNOVERS

| | |
|--------|---|
| SEASON | |
| 5 | 2015 (4 INTs, 1 FR) 2013 (4 INTs, 1 FR) |
| 4 | 1999 (3 INTs, 1 FR), 1996 (3 INTs, 1 FR) |
| 3 | 2012 (3 INTs), 2008 (2 FRs, 1 INT), 2007 (2 FRs, 1 INT), 2005 (3 INTs), 2001 (3 INTs) |

| | |
|------|--|
| GAME | |
| 2 | 12/20/15 vs. KC (1 INT, 1 FR) 12/22/13 vs. NE (1 INT, 1 FR) 10/21/99 vs. KC (2 INTs) |
| 1 | 38 times, last 12/6/15 at Mia. (1 INT) |



OPPONENT SINGLE-GAME BESTS

SCORING

MOST POINTS

- 21 Shayne Graham 11/11/07 vs. Cin. (7 FGs)
- 20 Gary Anderson 12/13/98 vs. Min. (6 FGs, 2 PATs)
- 19 Randy Bullock 12/21/14 at Hou. (6 FGs, 1 PAT)

MOST TOUCHDOWNS

- 3 **Doug Baldwin 12/13/15 vs. Sea. (3 receiving)**
Lee Evans 10/24/10 vs. Buf. (3 receiving)
Joseph Addai 12/9/07 vs. Ind. (2 rush, 1 receiving)
Deuce McAllister 12/8/02 vs. NO (3 rushing)
Jimmy Smith 9/10/00 vs. Jax. (3 receiving)
Karim Abdul-Jabbar 10/19/97 vs. Mia. (3 rushing)
Tony Martin 9/28/97 at SD (3 receiving)
Ed McCaffrey 10/20/96 at Den. (3 receiving)

MOST PATs ATTEMPTED

- 7 Matt Prater 9/5/13 at Den.
- 6 4 times, last by Adam Vinatieri 12/9/07 vs. Ind.

MOST PATs MADE

- 7 Matt Prater 9/5/13 at Den.
- 6 4 times, last by Adam Vinatieri 12/9/07 vs. Ind.

MOST FGs ATTEMPTED

- 7 Shayne Graham 11/11/07 vs. Cin.
- 6 3 times, last by Randy Bullock 12/21/14 at Hou.
- 5 13 times, last by Josh Scobee 12/14/14 vs. Jax.

MOST FGs MADE

- 7 Shayne Graham 11/11/07 vs. Cin.
- 6 Randy Bullock 12/21/14 at Hou.
- Gary Anderson 12/13/98 vs. Min.
- 5 8 times by 6 different players, last by Mike Nugent 9/7/14 vs. Cin.

LONGEST FG ATTEMPTED

- 60 John Hall 9/13/98 at NYJ
- 57 **Brandon McManus 9/13/15 at Den.**
Matt Bryant 10/19/14 vs. Atl.
Caleb Sturgis 10/6/13 at Mia.
Mike Vanderjagt 10/13/02 at Ind.
- 56 **Brandon McManus 9/13/15 at Den.**

LONGEST FG MADE

- 57 **Brandon McManus 9/13/15 at Den.**
- 56 **Brandon McManus 9/13/15 at Den.**
- 54 Josh Scobee (2) 10/24/11 at Jax.
Phil Dawson 11/2/08 at Cle.
Nate Kaeding 10/1/06 vs. SD
- 53 **Cairo Santos 12/20/15 vs. KC**
Jason Myers 11/15/15 vs. Jax.
Phil Dawson 10/18/15 at SF
Josh Scobee 12/14/14 vs. Jax.
Ryan Succop 9/13/09 vs. KC
Mike Vanderjagt 11/29/98 vs. Ind.

RUSHING

MOST RUSHING ATTEMPTS

- 36 Ricky Williams 11/16/03 at Mia.
- 34 Cedric Benson 11/8/09 at Cin.
- 33 Priest Holmes 10/4/04 vs. KC
- 32 Marshawn Lynch 11/13/11 at Sea.
Deuce McAllister 12/8/02 vs. NO

MOST YARDS RUSHING

- 194 Terrell Davis 10/20/96 at Den.
- 192 Marshall Faulk 11/29/98 vs. Ind.
- 163 James Allen 12/20/98 at Chi.
- 155 Domanick Davis (Williams) 12/4/05 vs. Hou.
- 151 Fred Taylor 10/20/02 vs. Jax.

HIGHEST RUSHING AVERAGE (MIN. 10 CARRIES)

- 11.3 Marshall Faulk 11/29/98 vs. Ind.
- 7.4 Sammy Morris 1/2/05 vs. Mia.
- 7.1 James Allen 12/20/98 at Chi.
- 6.9 Terrell Davis 10/20/96 at Den.
- 6.8 **Chris Johnson 10/26/15 at Ari.**
- 6.6 DeMarco Murray 10/14/12 vs. Dal.
Brandon Jacobs 11/16/08 at NYG

LONGEST RUSH FROM SCRIMMAGE

- 77 Ahmad Bradshaw 11/16/08 at NYG
- 77t Shawn Bryson 10/9/05 at Det.
- 74t Kordell Stewart 10/5/97 vs. Pit
- 71t Terrell Davis 10/20/96 at Den.

MOST RUSHING TDs

- 3 Deuce McAllister 12/8/02 vs. NO
Karim Abdul-Jabbar 10/19/97 vs. Mia.
- 2 21 times by 20 players, last by **DeAngelo Williams 12/27/15 vs. Pit.**

PASSING

MOST PASSING ATTEMPTS

- 69 Vinny Testaverde 12/24/00 vs. NYJ
- 62 Matt Schaub 12/13/10 at Hou.
- 55 Randall Cunningham 12/13/98 vs. Min.
- 53 Brian Griese 9/30/02 vs. Den.

MOST PASS COMPLETIONS

- 36 **Josh McCown 10/11/15 vs. Cle.**
Vinny Testaverde 12/24/00 vs. NYJ
- 35 Drew Brees 11/24/14 at NO
Brian Griese 9/30/02 vs. Den.
- 34 Philip Rivers 11/30/14 vs. SD
- 32 Andrew Luck 10/5/14 at Ind.
Carson Palmer 1/2/11 vs. Cin.
Matt Ryan 11/11/10 at Atl.
Randall Cunningham 12/13/98 vs. Min.

MOST YARDS PASSING

- 481 Vinny Testaverde 12/24/00 vs. NYJ
- 462 Peyton Manning 9/5/13 at Den.
- 457 **Josh McCown 10/11/15 vs. Cle.**
- 436 Philip Rivers 9/20/09 at SD

HIGHEST COMPLETION PERCENTAGE

- 84.0 **Alex Smith 12/20/15 vs. KC (21-25)**
- 83.9 Elvis Grbac 11/17/96 at SF (26-31)
- 83.3 Rob Johnson 8/31/97 vs. Jax. (20-24)
- 80.6 Carson Palmer 12/5/04 vs. Cin. (29-36)

LONGEST COMPLETION

- 90t Kordell Stewart to Bobby Shaw 12/16/01 vs. Pit.
- 88t Brian St. Pierre to David Gettis 11/21/10 at Car.
- 82t Jon Kitna to Chad Johnson 10/19/03 at Cin.
- 81t Philip Rivers to Darren Sproles 9/20/09 at SD
- 81t Josh Miller to Chris Hope 12/28/03 vs. Pit.

MOST TD PASSES

- 7 Peyton Manning 9/5/13 at Den.
- 6 Ben Roethlisberger 11/2/14 at Pit.
- 5 **Russell Wilson 12/13/15 vs. Sea.**
Ben Roethlisberger 11/5/07 at Pit.
Matt Hasselbeck 11/23/03 vs. Sea.

MOST INTERCEPTIONS THROWN

- 5 Gus Frerotte 10/14/07 vs. STL
- 4 4 times, last by Andy Dalton 12/29/13 at Cin.

RECEIVING

MOST RECEPTIONS

- 15 Jimmy Smith 9/10/00 vs. Jax.
- 14 Anquan Boldin 9/23/07 vs. Ari.
- 13 Dez Bryant 10/14/12 vs. Dal.

HIGHEST AVG. GAIN PER RECEPTION (MIN. 3)

- 38.8 Tony Martin 9/28/97 at SD (4-155)
- 36.5 Chris Chambers 1/2/05 vs. Mia. (4-146)
- 36.3 Greg Camarillo 12/16/07 at Mia. (3-109)
- 32.7 Larry Fitzgerald 10/30/11 vs. Ari. (3-98)
- 32.3 Braylon Edwards 9/30/07 at Cle. (3-97)
Plaxico Burress 12/26/04 at Pit. (3-97)

MOST RECEIVING YARDS

- 291 Jimmy Smith 9/10/00 vs. Jax.
- 229 Isaac Bruce 10/27/96 vs. STL - OT
- 227 **A.J. Green 9/27/15 vs. Cin.**
- 189 Steve Smith 10/15/06 vs. Car.

MOST TOUCHDOWN RECEPTIONS

- 3 **Doug Baldwin 12/13/15 vs. Sea.**
Lee Evans 10/24/10 vs. Buf.
Jimmy Smith 9/10/00 vs. Jax.
Tony Martin 9/28/97 at SD
Ed McCaffrey 10/20/96 at Den.

INTERCEPTIONS

MOST INTERCEPTIONS

- 3 Anthony Henry 11/18/01 vs. Cle.
- 2 26 times, last by **Marcus Peters 12/20/15 vs. KC**

MOST INTERCEPTION RETURN YARDAGE

- 100 Brodney Pool 11/18/07 vs. Cle. (1 TD ret.)
- 98 Chris Harris 12/16/12 vs. Den. (1 TD ret.)
- 97 Derrick Brooks 9/15/02 vs. TB (1 TD ret.)
- 93 **Marcus Peters 12/20/15 vs. KC (1 TD ret.)**

HIGHEST AVG. ON INT. RETURN YARDAGE (MIN. 2)

- 46.5 **Marcus Peters 12/20/15 vs. KC (2-93)**
- 37.0 Gary Brackett 12/9/07 vs. Ind. (2-74)
- 30.0 Aaron Ross 11/16/08 at NYG (2-60)

LONGEST INTERCEPTION RETURN

- 100t Brodney Pool 11/18/07 vs. Cle.
- 98t Chris Harris 12/16/12 vs. Den.
- 97t Derrick Brooks 9/15/02 vs. TB

INTERCEPTION RETURN TOUCHDOWNS

- 1 29 times, last by **Marcus Peters 12/20/15 vs. KC**

SACKS

MOST SACKS

- 4 Antwan Barnes 12/18/11 at SD
- 3.5 James Harrison 11/5/07 at Pit.
Gerald Dixon 12/21/97 at Cin.
- 3 13 times, last by Vincent Rey 11/10/13 vs. Cin.

MOST SACK YARDAGE

- 30.0 James Harrison 9/29/08 at Pit. (2.5 sacks)
- 25.5 James Harrison 11/5/07 at Pit. (3.5 sacks)
- 25.0 Robert Mathis 10/12/08 at Ind. (3 sacks)
Kenard Lang 9/12/04 at Cle. (3 sacks)

PUNTING

MOST PUNTS

- 11 Kyle Larson 11/30/08 at Cin.
Tommy Barnhardt 12/19/99 vs. NO
- 10 4 times, last by Craig Hentrich 10/7/01 vs. Ten

HIGHEST GROSS PUNTING AVERAGE (4 PUNTS)

- 57.6 Andy Lee 11/24/11 vs. SF (5 punts)
- 54.8 Tim Masthay 10/13/13 vs. GB (6 punts)
Shane Lechler 11/11/12 vs. Oak. (4 punts)
- 53.8 Mike Scifres 10/1/06 vs. SD (5 punts)

LONGEST PUNT

- 74 Andy Lee 10/7/07 at SF
- 71 Mike Scifres 10/1/06 vs. SD
- 70 **Marquette King 9/20/15 at Oak.**
Mike Scifres 11/25/07 at SD

MOST PUNTS INSIDE 20

- 8 Bryan Barker 11/14/99 at Jax.
- 5 Britton Colquitt 9/5/13 at Den.
Matt Turk 11/16/03 at Mia.

PUNT RETURNS

MOST PUNT RETURNS

- 7 Alvin Pearson 11/13/05 at Jax.
- 6 13 times, last by Trindon Holliday 12/16/12 vs. Den.

MOST PUNT RETURN YARDAGE

- 117 Leon Johnson 11/2/97 at NYJ - OT
- 112 Patrick Peterson 10/30/11 vs. Ari.
- 110 Kevin Williams 11/23/97 vs. Ari.

HIGHEST PUNT RETURN AVERAGE (3 RETURNS)

- 33.3 Richard Crawford 12/9/12 at Was. (3 returns)
- 30.7 Avion Black 12/15/02 at Hou. (3 returns)
- 28.0 Patrick Peterson 10/30/11 vs. Ari. (4 returns)

LONGEST PUNT RETURN

- 86t Craig Yeast 11/21/99 at Cin.
- 84t Joshua Cribbs 12/24/11 vs. Cle.
- 82t Patrick Peterson 10/30/11 vs. Ari.

TDs

- 1 8 times, last by Joshua Cribbs 12/24/11 vs. Cle. (84)

KICKOFF RETURNS

MOST KICKOFF RETURNS

- 8 Terrence Wilkins 12/2/01 vs. Ind.
- 7 7 times, last by Joshua Cribbs 11/2/08 at Cle.

MOST KICKOFF RETURN YARDAGE

- 245 Joshua Cribbs 11/18/07 vs. Cle. (7 ret.)
- 237 Joshua Cribbs 11/2/08 at Cle. (7 ret.)
- 228 Brandon Bennett 11/10/02 vs. Cin. (6 ret.)

HIGHEST KICKOFF RETURN AVERAGE (3 RETURNS)

- 44.3 Quintin Demps 11/23/08 vs. Phi. (4-177)
- 43.0 Will Blackwell 10/5/97 vs. Pit. (3-129)
- 40.3 Dante Hall 9/28/03 vs. KC (3-121)

LONGEST KICKOFF RETURN

- 107t Joe McKnight 10/2/11 vs. NYJ
- 100t Quintin Demps 11/23/08 vs. Phi.
- 97t 3 times, last by Dante Hall 9/28/03 vs. KC

TDs

- 1 10 times, last by Joe McKnight 10/2/11 vs. NYJ (107)



– NFL STATISTICS –

- NFL Standings
- NFL Team Schedules
- NFL Statistics



2015 NFL Standings

American Football Conference

| East Division | | | | | | | | | | | |
|-------------------------|----------|-----------|----------|-------------|------------|------------|--------------|--------------|--------------|--------------|---------------|
| Team | W | L | T | Pct | PF | PA | Home | Away | Conf | Div | Streak |
| y-New England Patriots | 12 | 4 | 0 | .750 | 465 | 315 | 7-1-0 | 5-3-0 | 9-3-0 | 4-2-0 | Lost 2 |
| New York Jets | 10 | 6 | 0 | .625 | 387 | 314 | 6-2-0 | 4-4-0 | 7-5-0 | 3-3-0 | Lost 1 |
| Buffalo Bills | 8 | 8 | 0 | .500 | 379 | 359 | 5-3-0 | 3-5-0 | 7-5-0 | 4-2-0 | Won 2 |
| Miami Dolphins | 6 | 10 | 0 | .375 | 310 | 389 | 3-5-0 | 3-5-0 | 4-8-0 | 1-5-0 | Won 1 |
| North Division | | | | | | | | | | | |
| Team | W | L | T | Pct | PF | PA | Home | Away | Conf | Div | Streak |
| y-Cincinnati Bengals | 12 | 4 | 0 | .750 | 419 | 279 | 6-2-0 | 6-2-0 | 9-3-0 | 5-1-0 | Won 1 |
| x-Pittsburgh Steelers | 10 | 6 | 0 | .625 | 423 | 319 | 6-2-0 | 4-4-0 | 7-5-0 | 3-3-0 | Won 1 |
| Baltimore Ravens | 5 | 11 | 0 | .313 | 328 | 401 | 3-5-0 | 2-6-0 | 4-8-0 | 3-3-0 | Lost 1 |
| Cleveland Browns | 3 | 13 | 0 | .188 | 278 | 432 | 2-6-0 | 1-7-0 | 2-10-0 | 1-5-0 | Lost 3 |
| South Division | | | | | | | | | | | |
| Team | W | L | T | Pct | PF | PA | Home | Away | Conf | Div | Streak |
| y-Houston Texans | 9 | 7 | 0 | .563 | 339 | 313 | 5-3-0 | 4-4-0 | 7-5-0 | 5-1-0 | Won 3 |
| Indianapolis Colts | 8 | 8 | 0 | .500 | 333 | 408 | 4-4-0 | 4-4-0 | 6-6-0 | 4-2-0 | Won 2 |
| Jacksonville Jaguars | 5 | 11 | 0 | .313 | 376 | 448 | 4-4-0 | 1-7-0 | 5-7-0 | 2-4-0 | Lost 3 |
| Tennessee Titans | 3 | 13 | 0 | .188 | 299 | 423 | 1-7-0 | 2-6-0 | 1-11-0 | 1-5-0 | Lost 4 |
| West Division | | | | | | | | | | | |
| Team | W | L | T | Pct | PF | PA | Home | Away | Conf | Div | Streak |
| z-Denver Broncos | 12 | 4 | 0 | .750 | 355 | 296 | 6-2-0 | 6-2-0 | 8-4-0 | 4-2-0 | Won 2 |
| x-Kansas City Chiefs | 11 | 5 | 0 | .688 | 405 | 287 | 6-2-0 | 5-3-0 | 10-2-0 | 5-1-0 | Won 10 |
| Oakland Raiders | 7 | 9 | 0 | .438 | 359 | 399 | 3-5-0 | 4-4-0 | 7-5-0 | 3-3-0 | Lost 1 |
| San Diego Chargers | 4 | 12 | 0 | .250 | 320 | 398 | 3-5-0 | 1-7-0 | 3-9-0 | 0-6-0 | Lost 2 |

National Football Conference

| East Division | | | | | | | | | | | |
|-----------------------|----|----|---|------|-----|-----|-------|-------|--------|-------|--------|
| Team | W | L | T | Pct | PF | PA | Home | Away | Conf | Div | Streak |
| y-Washington Redskins | 9 | 7 | 0 | .563 | 388 | 379 | 6-2-0 | 3-5-0 | 8-4-0 | 4-2-0 | Won 4 |
| Philadelphia Eagles | 7 | 9 | 0 | .438 | 377 | 430 | 3-5-0 | 4-4-0 | 4-8-0 | 3-3-0 | Won 1 |
| New York Giants | 6 | 10 | 0 | .375 | 420 | 442 | 3-5-0 | 3-5-0 | 4-8-0 | 2-4-0 | Lost 3 |
| Dallas Cowboys | 4 | 12 | 0 | .250 | 275 | 374 | 1-7-0 | 3-5-0 | 3-9-0 | 3-3-0 | Lost 4 |
| North Division | | | | | | | | | | | |
| Team | W | L | T | Pct | PF | PA | Home | Away | Conf | Div | Streak |
| y-Minnesota Vikings | 11 | 5 | 0 | .688 | 365 | 302 | 6-2-0 | 5-3-0 | 8-4-0 | 5-1-0 | Won 3 |
| x-Green Bay Packers | 10 | 6 | 0 | .625 | 368 | 323 | 5-3-0 | 5-3-0 | 7-5-0 | 3-3-0 | Lost 2 |
| Detroit Lions | 7 | 9 | 0 | .438 | 358 | 400 | 4-4-0 | 3-5-0 | 6-6-0 | 3-3-0 | Won 3 |
| Chicago Bears | 6 | 10 | 0 | .375 | 335 | 397 | 1-7-0 | 5-3-0 | 3-9-0 | 1-5-0 | Lost 1 |
| South Division | | | | | | | | | | | |
| Team | W | L | T | Pct | PF | PA | Home | Away | Conf | Div | Streak |
| z-Carolina Panthers | 15 | 1 | 0 | .938 | 500 | 308 | 8-0-0 | 7-1-0 | 11-1-0 | 5-1-0 | Won 1 |
| Atlanta Falcons | 8 | 8 | 0 | .500 | 339 | 345 | 4-4-0 | 4-4-0 | 5-7-0 | 1-5-0 | Lost 1 |
| New Orleans Saints | 7 | 9 | 0 | .438 | 408 | 476 | 4-4-0 | 3-5-0 | 5-7-0 | 3-3-0 | Won 2 |
| Tampa Bay Buccaneers | 6 | 10 | 0 | .375 | 342 | 417 | 3-5-0 | 3-5-0 | 5-7-0 | 3-3-0 | Lost 4 |
| West Division | | | | | | | | | | | |
| Team | W | L | T | Pct | PF | PA | Home | Away | Conf | Div | Streak |
| y-Arizona Cardinals | 13 | 3 | 0 | .813 | 489 | 313 | 6-2-0 | 7-1-0 | 10-2-0 | 4-2-0 | Lost 1 |
| x-Seattle Seahawks | 10 | 6 | 0 | .625 | 423 | 277 | 5-3-0 | 5-3-0 | 7-5-0 | 3-3-0 | Won 1 |
| St. Louis Rams | 7 | 9 | 0 | .438 | 280 | 330 | 5-3-0 | 2-6-0 | 6-6-0 | 4-2-0 | Lost 1 |
| San Francisco 49ers | 5 | 11 | 0 | .313 | 238 | 387 | 4-4-0 | 1-7-0 | 4-8-0 | 1-5-0 | Won 1 |

x - Clinched Playoff Spot; y - Clinched Division; z - Clinched Home Field



AFC SCHEDULES

NORTH

BALTIMORE RAVENS (5-11)

| | | |
|----------|------------------|------------|
| Sept. 13 | @ Denver | L 19-13 |
| Sept. 20 | @ Oakland | L 37-33 |
| Sept. 27 | vs. Cincinnati | L 28-24 |
| Oct. 1 | @ Pittsburgh | OT W 23-20 |
| Oct. 11 | vs. Cleveland | OT L 33-30 |
| Oct. 18 | @ San Francisco | L 25-20 |
| Oct. 26 | @ Arizona | L 26-18 |
| Nov. 1 | vs. San Diego | W 29-26 |
| Nov. 15 | vs. Jacksonville | L 22-20 |
| Nov. 22 | vs. St. Louis | W 16-13 |
| Nov. 30 | @ Cleveland | W 33-27 |
| Dec. 6 | @ Miami | L 15-13 |
| Dec. 13 | vs. Seattle | L 35-6 |
| Dec. 20 | vs. Kansas City | L 34-14 |
| Dec. 27 | vs. Pittsburgh | W 20-17 |
| Jan. 3 | @ Cincinnati | L 24-16 |

CINCINNATI BENGALS (12-4)

| | | |
|----------|-----------------|------------|
| Sept. 13 | @ Oakland | W 33-13 |
| Sept. 20 | vs. San Diego | W 24-19 |
| Sept. 27 | @ Baltimore | W 28-24 |
| Oct. 4 | vs. Kansas City | W 36-21 |
| Oct. 11 | vs. Seattle | OT W 27-24 |
| Oct. 18 | @ Buffalo | W 34-21 |
| Nov. 1 | @ Pittsburgh | W 16-10 |
| Nov. 5 | vs. Cleveland | W 31-10 |
| Nov. 16 | vs. Houston | L 10-6 |
| Nov. 22 | @ Arizona | L 34-31 |
| Nov. 29 | vs. St. Louis | W 31-7 |
| Dec. 6 | @ Cleveland | W 37-3 |
| Dec. 13 | vs. Pittsburgh | L 33-20 |
| Dec. 20 | @ San Francisco | W 24-14 |
| Dec. 28 | @ Denver | OT L 20-17 |
| Jan. 3 | vs. Baltimore | W 24-16 |

CLEVELAND BROWNS (3-13)

| | | |
|----------|-------------------|------------|
| Sept. 13 | @ New York Jets | L 31-10 |
| Sept. 20 | vs. Tennessee | W 28-14 |
| Sept. 27 | vs. Oakland | L 27-20 |
| Oct. 4 | @ San Diego | L 30-27 |
| Oct. 11 | @ Baltimore | OT W 33-30 |
| Oct. 18 | vs. Denver | OT L 26-23 |
| Oct. 25 | @ St. Louis | L 24-6 |
| Nov. 1 | vs. Arizona | L 34-20 |
| Nov. 5 | @ Cincinnati | L 31-10 |
| Nov. 15 | @ Pittsburgh | L 30-9 |
| Nov. 30 | vs. Baltimore | L 33-27 |
| Dec. 6 | vs. Cincinnati | L 37-3 |
| Dec. 13 | vs. San Francisco | W 24-10 |
| Dec. 20 | @ Seattle | L 30-13 |
| Dec. 27 | @ Kansas City | L 17-13 |
| Jan. 3 | vs. Pittsburgh | L 28-12 |

PITTSBURGH STEELERS (10-6)

| | | |
|----------|-------------------|------------|
| Sept. 10 | @ New England | L 28-21 |
| Sept. 20 | vs. San Francisco | W 43-18 |
| Sept. 27 | @ St. Louis | W 12-6 |
| Oct. 1 | vs. Baltimore | OT L 23-20 |
| Oct. 12 | @ San Diego | W 24-20 |
| Oct. 18 | vs. Arizona | W 25-13 |
| Oct. 25 | @ Kansas City | L 23-13 |
| Nov. 1 | vs. Cincinnati | L 16-10 |
| Nov. 8 | vs. Oakland | W 38-35 |
| Nov. 15 | vs. Cleveland | W 30-9 |
| Nov. 29 | @ Seattle | L 39-30 |
| Dec. 6 | vs. Indianapolis | W 45-10 |
| Dec. 13 | @ Cincinnati | W 33-20 |
| Dec. 20 | vs. Denver | W 34-27 |
| Dec. 27 | @ Baltimore | L 20-17 |
| Jan. 3 | @ Cleveland | W 28-12 |

EAST

BUFFALO BILLS (8-8)

| | | |
|----------|---------------------|---------|
| Sept. 13 | vs. Indianapolis | W 27-14 |
| Sept. 20 | vs. New England | L 40-32 |
| Sept. 27 | @ Miami | W 41-14 |
| Oct. 4 | vs. New York Giants | L 24-10 |
| Oct. 11 | @ Tennessee | W 14-13 |
| Oct. 18 | vs. Cincinnati | L 34-21 |
| Oct. 25 | @ Jacksonville | L 34-31 |
| Nov. 8 | vs. Miami | W 33-17 |
| Nov. 12 | @ New York Jets | W 22-17 |
| Nov. 23 | @ New England | L 20-13 |
| Nov. 29 | @ Kansas City | L 30-22 |
| Dec. 6 | vs. Houston | W 30-21 |
| Dec. 13 | @ Philadelphia | L 23-20 |
| Dec. 20 | @ Washington | L 35-25 |
| Dec. 27 | vs. Dallas | W 16-6 |
| Jan. 3 | vs. New York Jets | W 22-17 |

MIAMI DOLPHINS (6-10)

| | | |
|----------|-------------------|---------|
| Sept. 13 | @ Washington | W 17-10 |
| Sept. 20 | @ Jacksonville | L 23-20 |
| Sept. 27 | vs. Buffalo | L 41-14 |
| Oct. 4 | vs. New York Jets | L 27-14 |
| Oct. 18 | @ Tennessee | W 38-10 |
| Oct. 25 | vs. Houston | W 44-26 |
| Oct. 29 | @ New England | L 36-7 |
| Nov. 8 | @ Buffalo | L 33-17 |
| Nov. 15 | @ Philadelphia | W 20-19 |
| Nov. 22 | vs. Dallas | L 24-14 |
| Nov. 29 | @ New York Jets | L 38-20 |
| Dec. 6 | vs. Baltimore | W 15-13 |
| Dec. 14 | vs. NY Giants | L 31-24 |
| Dec. 20 | @ San Diego | L 30-14 |
| Dec. 27 | vs. Indianapolis | L 18-12 |
| Jan. 3 | vs. New England | W 20-10 |

NEW ENGLAND PATRIOTS (12-4)

| | | |
|----------|-------------------|---------|
| Sept. 10 | vs. Pittsburgh | W 28-21 |
| Sept. 20 | @ Buffalo | W 40-32 |
| Sept. 27 | vs. Jacksonville | W 51-17 |
| Oct. 11 | @ Dallas | W 30-6 |
| Oct. 18 | @ Indianapolis | W 34-27 |
| Oct. 25 | vs. New York Jets | W 30-23 |
| Oct. 29 | vs. Miami | W 36-7 |
| Nov. 8 | vs. Washington | W 27-10 |
| Nov. 15 | @ New York Giants | W 27-26 |
| Nov. 23 | vs. Buffalo Bills | W 20-13 |
| Nov. 29 | @ Denver | L 30-24 |
| Dec. 6 | vs. Philadelphia | L 35-28 |
| Dec. 13 | @ Houston | W 27-6 |
| Dec. 20 | vs. Tennessee | W 33-16 |
| Dec. 27 | @ New York Jets | L 26-20 |
| Jan. 3 | @ Miami | L 20-10 |

NEW YORK JETS (10-6)

| | | |
|----------|------------------|------------|
| Sept. 13 | vs. Cleveland | W 31-10 |
| Sept. 21 | @ Indianapolis | W 20-7 |
| Sept. 27 | vs. Philadelphia | L 24-17 |
| Oct. 4 | @ Miami | W 27-14 |
| Oct. 18 | vs. Washington | W 34-20 |
| Oct. 25 | @ New England | L 30-23 |
| Nov. 1 | @ Oakland | L 34-20 |
| Nov. 8 | vs. Jacksonville | W 28-23 |
| Nov. 12 | vs. Buffalo | L 22-17 |
| Nov. 22 | @ Houston | L 24-17 |
| Nov. 29 | vs. Miami | W 38-20 |
| Dec. 6 | @ NY Giants | OT W 23-20 |
| Dec. 13 | vs. Tennessee | W 30-8 |
| Dec. 19 | @ Dallas | W 19-16 |
| Dec. 27 | vs. New England | W 26-20 |
| Jan. 3 | @ Buffalo | L 22-17 |

SOUTH

HOUSTON TEXANS (9-7)

| | | |
|----------|-------------------|---------|
| Sept. 13 | vs. Kansas City | L 27-20 |
| Sept. 20 | @ Carolina | L 24-17 |
| Sept. 27 | vs. Tampa Bay | W 19-9 |
| Oct. 4 | @ Atlanta | L 48-21 |
| Oct. 8 | vs. Indianapolis | L 27-20 |
| Oct. 18 | @ Jacksonville | W 31-20 |
| Oct. 25 | @ Miami | L 44-26 |
| Nov. 1 | vs. Tennessee | W 20-6 |
| Nov. 16 | @ Cincinnati | W 10-6 |
| Nov. 22 | vs. New York Jets | W 24-17 |
| Nov. 29 | vs. New Orleans | W 24-6 |
| Dec. 6 | @ Buffalo | L 30-21 |
| Dec. 13 | vs. New England | L 27-6 |
| Dec. 20 | @ Indianapolis | W 16-10 |
| Dec. 27 | @ Tennessee | W 34-6 |
| Jan. 3 | vs. Jacksonville | W 30-6 |

INDIANAPOLIS COLTS (8-8)

| | | |
|----------|-------------------|------------|
| Sept. 13 | @ Buffalo | L 27-14 |
| Sept. 21 | vs. New York Jets | L 20-7 |
| Sept. 27 | @ Tennessee | W 35-33 |
| Oct. 4 | vs. Jacksonville | OT W 16-13 |
| Oct. 8 | @ Houston | W 27-20 |
| Oct. 18 | vs. New England | L 34-27 |
| Oct. 25 | vs. New Orleans | L 27-21 |
| Nov. 2 | @ Carolina | OT L 29-26 |
| Nov. 8 | vs. Denver | W 27-24 |
| Nov. 22 | @ Atlanta | W 24-21 |
| Nov. 29 | vs. Tampa Bay | W 25-12 |
| Dec. 6 | @ Pittsburgh | L 45-10 |
| Dec. 13 | @ Jacksonville | L 51-16 |
| Dec. 20 | vs. Houston | L 16-10 |
| Dec. 27 | @ Miami | W 18-12 |
| Jan. 3 | vs. Tennessee | W 30-24 |

JACKSONVILLE JAGUARS (5-11)

| | | |
|----------|------------------|------------|
| Sept. 13 | vs. Carolina | L 20-9 |
| Sept. 20 | vs. Miami | W 23-20 |
| Sept. 27 | @ New England | L 51-17 |
| Oct. 4 | @ Indianapolis | OT L 16-13 |
| Oct. 11 | @ Tampa Bay | L 38-31 |
| Oct. 18 | vs. Houston | L 31-20 |
| Oct. 25 | vs. Buffalo | W 34-31 |
| Nov. 8 | @ New York Jets | L 28-23 |
| Nov. 15 | @ Baltimore | W 22-20 |
| Nov. 19 | vs. Tennessee | W 19-13 |
| Nov. 29 | vs. San Diego | L 31-25 |
| Dec. 6 | @ Tennessee | L 42-39 |
| Dec. 13 | vs. Indianapolis | W 51-16 |
| Dec. 20 | vs. Atlanta | L 23-17 |
| Dec. 27 | @ New Orleans | L 38-27 |
| Jan. 3 | @ Houston | L 30-6 |

TENNESSEE TITANS (3-13)

| | | |
|----------|------------------|------------|
| Sept. 13 | @ Tampa Bay | W 42-14 |
| Sept. 20 | @ Cleveland | L 28-14 |
| Sept. 27 | vs. Indianapolis | L 35-33 |
| Oct. 11 | vs. Buffalo | L 14-13 |
| Oct. 18 | vs. Miami | L 38-10 |
| Oct. 25 | vs. Atlanta | L 10-7 |
| Nov. 1 | @ Houston | L 20-6 |
| Nov. 8 | @ New Orleans | OT W 34-28 |
| Nov. 15 | vs. Carolina | L 27-10 |
| Nov. 19 | @ Jacksonville | L 19-13 |
| Nov. 29 | vs. Oakland | L 24-21 |
| Dec. 6 | vs. Jacksonville | W 42-39 |
| Dec. 13 | @ New York Jets | L 30-8 |
| Dec. 20 | @ New England | L 33-16 |
| Dec. 27 | vs. Houston | L 34-6 |
| Jan. 3 | @ Indianapolis | L 30-24 |

WEST

DENVER BRONCOS (12-4)

| | | |
|----------|-----------------|------------|
| Sept. 13 | vs. Baltimore | W 19-13 |
| Sept. 17 | @ Kansas City | W 31-24 |
| Sept. 27 | @ Detroit | W 24-12 |
| Oct. 4 | vs. Minnesota | W 23-20 |
| Oct. 11 | @ Oakland | W 16-10 |
| Oct. 18 | @ Cleveland | OT W 26-23 |
| Nov. 1 | vs. Green Bay | W 29-10 |
| Nov. 8 | @ Indianapolis | L 27-24 |
| Nov. 15 | vs. Kansas City | L 29-13 |
| Nov. 22 | @ Chicago | W 17-15 |
| Nov. 29 | vs. New England | W 30-24 |
| Dec. 6 | @ San Diego | W 17-3 |
| Dec. 13 | vs. Oakland | L 15-12 |
| Dec. 20 | @ Pittsburgh | L 34-27 |
| Dec. 28 | vs. Cincinnati | OT W 20-17 |
| Jan. 3 | vs. San Diego | W 27-10 |

KANSAS CITY CHIEFS (11-5)

| | | |
|----------|----------------|---------|
| Sept. 13 | @ Houston | W 27-20 |
| Sept. 17 | vs. Denver | L 31-24 |
| Sept. 28 | @ Green Bay | L 38-28 |
| Oct. 4 | @ Cincinnati | L 36-21 |
| Oct. 11 | vs. Chicago | L 18-17 |
| Oct. 18 | @ Minnesota | L 16-10 |
| Oct. 25 | vs. Pittsburgh | W 23-13 |
| Nov. 1 | vs. Detroit | W 45-10 |
| Nov. 15 | @ Denver | W 29-13 |
| Nov. 22 | @ San Diego | W 33-3 |
| Nov. 29 | vs. Buffalo | W 30-22 |
| Dec. 6 | @ Oakland | W 34-20 |
| Dec. 13 | vs. San Diego | W 10-3 |
| Dec. 20 | @ Baltimore | W 34-14 |
| Dec. 27 | vs. Cleveland | W 17-13 |
| Jan. 3 | vs. Oakland | W 23-17 |

OAKLAND RAIDERS (7-9)

| | | |
|----------|-------------------|------------|
| Sept. 13 | vs. Cincinnati | L 33-13 |
| Sept. 20 | vs. Baltimore | W 37-33 |
| Sept. 27 | @ Cleveland | W 27-20 |
| Oct. 4 | @ Chicago | L 22-20 |
| Oct. 11 | vs. Denver | L 16-10 |
| Oct. 25 | @ San Diego | W 37-29 |
| Nov. 1 | vs. New York Jets | W 34-20 |
| Nov. 8 | @ Pittsburgh | L 38-35 |
| Nov. 15 | vs. Minnesota | L 30-14 |
| Nov. 22 | @ Detroit | L 18-13 |
| Nov. 29 | @ Tennessee | W 24-21 |
| Dec. 6 | vs. Kansas City | L 34-20 |
| Dec. 13 | @ Denver | W 15-12 |
| Dec. 20 | vs. Green Bay | L 30-20 |
| Dec. 24 | vs. San Diego | OT W 23-20 |
| Jan. 3 | @ Kansas City | L 23-17 |

SAN DIEGO CHARGERS (4-12)

| | | |
|----------|-----------------|------------|
| Sept. 13 | vs. Detroit | W 33-28 |
| Sept. 20 | @ Cincinnati | L 24-19 |
| Sept. 27 | @ Minnesota | L 31-14 |
| Oct. 4 | vs. Cleveland | W 30-27 |
| Oct. 12 | vs. Pittsburgh | L 24-20 |
| Oct. 18 | @ Green Bay | L 27-20 |
| Oct. 25 | vs. Oakland | L 37-29 |
| Nov. 1 | @ Baltimore | L 29-26 |
| Nov. 9 | vs. Chicago | L 22-19 |
| Nov. 22 | vs. Kansas City | L 33-3 |
| Nov. 29 | @ Jacksonville | W 31-25 |
| Dec. 6 | vs. Denver | L 17-3 |
| Dec. 13 | @ Kansas City | L 10-3 |
| Dec. 20 | vs. Miami | W 30-14 |
| Dec. 24 | @ Oakland | OT L 23-20 |
| Jan. 3 | @ Denver | L 27-20 |



NFC SCHEDULES

NORTH

CHICAGO BEARS (6-10)

Sept. 13 vs. Green Bay L 31-23
 Sept. 20 vs. Arizona L 48-23
 Sept. 27 @ Seattle L 26-0
 Oct. 4 vs. Oakland W 22-20
 Oct. 11 @ Kansas City W 18-17
 Oct. 18 @ Detroit OT L 37-34
 Nov. 1 vs. Minnesota L 23-20
 Nov. 9 @ San Diego W 22-19
 Nov. 15 @ St. Louis W 37-13
 Nov. 22 vs. Denver L 17-15
 Nov. 26 @ Green Bay W 17-13
 Dec. 6 vs. San Francisco OT L 26-20
 Dec. 13 vs. Washington L 24-21
 Dec. 20 @ Minnesota L 38-17
 Dec. 27 @ Tampa Bay W 26-21
 Jan. 3 vs. Detroit L 24-20

DETROIT LIONS (7-9)

Sept. 13 @ San Diego L 33-28
 Sept. 20 @ Minnesota L 26-16
 Sept. 27 vs. Denver L 24-12
 Oct. 5 @ Seattle L 13-10
 Oct. 11 vs. Arizona L 42-17
 Oct. 18 vs. Chicago OT W 37-34
 Oct. 25 vs. Minnesota L 28-19
 Nov. 1 @ Kansas City L 45-10
 Nov. 15 @ Green Bay W 18-16
 Nov. 22 vs. Oakland W 18-13
 Nov. 26 vs. Philadelphia W 45-14
 Dec. 3 vs. Green Bay L 27-23
 Dec. 13 @ St. Louis L 21-14
 Dec. 21 @ New Orleans W 35-27
 Dec. 27 vs. San Francisco W 32-17
 Jan. 3 @ Chicago W 24-20

GREEN BAY PACKERS (10-6)

Sept. 13 @ Chicago W 31-23
 Sept. 20 vs. Seattle W 27-17
 Sept. 28 vs. Kansas City W 38-28
 Oct. 4 @ San Francisco W 17-3
 Oct. 11 vs. St. Louis W 24-10
 Oct. 18 vs. San Diego W 27-20
 Nov. 1 @ Denver L 29-10
 Nov. 8 @ Carolina L 37-29
 Nov. 15 vs. Detroit L 18-16
 Nov. 22 @ Minnesota W 30-13
 Nov. 26 vs. Chicago L 17-13
 Dec. 3 @ Detroit W 27-23
 Dec. 13 vs. Dallas W 28-7
 Dec. 20 @ Oakland W 30-20
 Dec. 27 @ Arizona L 38-8
 Jan. 3 vs. Minnesota L 20-13

MINNESOTA VIKINGS (11-5)

Sept. 14 @ San Francisco L 20-3
 Sept. 20 vs. Detroit W 26-16
 Sept. 27 vs. San Diego W 31-14
 Oct. 4 @ Denver L 23-20
 Oct. 18 vs. Kansas City W 16-10
 Oct. 25 @ Detroit W 28-19
 Nov. 1 @ Chicago W 23-20
 Nov. 8 vs. St. Louis OT W 21-18
 Nov. 15 @ Oakland W 30-14
 Nov. 22 vs. Green Bay L 30-13
 Nov. 29 @ Atlanta W 20-10
 Dec. 6 vs. Seattle L 38-7
 Dec. 10 @ Arizona L 23-20
 Dec. 20 vs. Chicago W 38-17
 Dec. 27 vs. NY Giants W 49-17
 Jan. 3 @ Green Bay W 20-13

EAST

DALLAS COWBOYS (4-12)

Sept. 13 vs. New York Giants W 27-26
 Sept. 20 @ Philadelphia W 20-10
 Sept. 27 vs. Atlanta L 39-28
 Oct. 4 @ New Orleans OT L 26-20
 Oct. 11 vs. New England L 30-6
 Oct. 25 @ New York Giants L 27-20
 Nov. 1 vs. Seattle L 13-12
 Nov. 8 vs. Philadelphia OT L 33-27
 Nov. 15 @ Tampa Bay L 10-6
 Nov. 22 @ Miami W 24-14
 Nov. 26 vs. Carolina L 33-14
 Dec. 7 @ Washington W 19-16
 Dec. 13 @ Green Bay L 28-7
 Dec. 19 vs. New York Jets L 19-16
 Dec. 27 @ Buffalo L 16-6
 Jan. 3 vs. Washington L 34-23

NEW YORK GIANTS (6-10)

Sept. 13 @ Dallas L 27-26
 Sept. 20 vs. Atlanta L 24-20
 Sept. 24 vs. Washington W 32-21
 Oct. 4 @ Buffalo W 24-10
 Oct. 11 vs. San Francisco W 30-27
 Oct. 19 @ Philadelphia L 27-7
 Oct. 25 vs. Dallas W 27-20
 Nov. 1 @ New Orleans L 52-49
 Nov. 8 @ Tampa Bay W 32-18
 Nov. 15 vs. New England L 27-26
 Nov. 29 @ Washington L 20-14
 Dec. 6 vs. NY Jets OT L 23-20
 Dec. 14 @ Miami W 31-24
 Dec. 20 vs. Carolina L 38-35
 Dec. 27 @ Minnesota L 49-17
 Jan. 3 vs. Philadelphia L 35-30

PHILADELPHIA EAGLES (7-9)

Sept. 14 @ Atlanta L 26-24
 Sept. 20 vs. Dallas L 20-10
 Sept. 27 @ New York Jets W 24-17
 Oct. 4 @ Washington L 23-20
 Oct. 11 vs. New Orleans W 39-17
 Oct. 19 vs. New York Giants W 27-7
 Oct. 25 @ Carolina L 27-16
 Nov. 8 @ Dallas OT W 33-27
 Nov. 15 vs. Miami L 20-19
 Nov. 22 vs. Tampa Bay L 45-17
 Nov. 26 @ Detroit Lions L 45-14
 Dec. 6 @ New England W 35-28
 Dec. 13 vs. Buffalo W 23-20
 Dec. 20 vs. Arizona L 40-17
 Dec. 26 vs. Washington L 38-24
 Jan. 3 @ New York Giants W 35-30

WASHINGTON REDSKINS (9-7)

Sept. 13 vs. Miami L 17-10
 Sept. 20 vs. St. Louis W 24-10
 Sept. 24 @ New York Giants L 32-21
 Oct. 4 vs. Philadelphia W 23-20
 Oct. 11 @ Atlanta OT L 25-19
 Oct. 18 @ New York Jets L 34-20
 Oct. 25 vs. Tampa Bay W 31-30
 Nov. 8 @ New England L 27-10
 Nov. 15 vs. New Orleans W 47-14
 Nov. 22 @ Carolina L 44-16
 Nov. 29 vs. NY Giants W 20-14
 Dec. 7 vs. Dallas L 19-16
 Dec. 13 @ Chicago W 24-21
 Dec. 20 vs. Buffalo W 35-25
 Dec. 26 @ Philadelphia W 38-24
 Jan. 3 @ Dallas W 34-23

SOUTH

ATLANTA FALCONS (8-8)

Sept. 14 vs. Philadelphia W 26-24
 Sept. 20 @ New York Giants W 24-20
 Sept. 27 @ Dallas W 39-28
 Oct. 4 vs. Houston W 48-21
 Oct. 11 vs. Washington OT W 25-19
 Oct. 15 @ New Orleans L 31-21
 Oct. 25 @ Tennessee W 10-7
 Nov. 1 vs. Tampa Bay OT L 23-20
 Nov. 8 @ San Francisco L 17-16
 Nov. 22 vs. Indianapolis L 24-21
 Nov. 29 vs. Minnesota L 20-10
 Dec. 6 @ Tampa Bay L 23-19
 Dec. 13 @ Carolina L 38-0
 Dec. 20 @ Jacksonville W 23-17
 Dec. 27 vs. Carolina W 20-13
 Jan. 3 vs. New Orleans L 20-17

CAROLINA PANTHERS (15-1)

Sept. 13 @ Jacksonville W 20-9
 Sept. 20 vs. Houston W 24-17
 Sept. 27 vs. New Orleans W 27-22
 Oct. 4 @ Tampa Bay W 37-23
 Oct. 18 @ Seattle W 27-23
 Oct. 25 vs. Philadelphia W 27-16
 Nov. 2 vs. Indianapolis OT W 29-26
 Nov. 8 vs. Green Bay W 37-29
 Nov. 15 @ Tennessee W 27-10
 Nov. 22 vs. Washington W 44-16
 Nov. 26 @ Dallas W 33-14
 Dec. 6 @ New Orleans W 41-38
 Dec. 13 vs. Atlanta W 38-0
 Dec. 20 @ New York Giants W 38-35
 Dec. 27 @ Atlanta L 20-13
 Jan. 3 vs. Tampa Bay W 38-10

NEW ORLEANS SAINTS (7-9)

Sept. 13 @ Arizona L 31-19
 Sept. 20 vs. Tampa Bay L 26-19
 Sept. 27 @ Carolina L 27-22
 Oct. 4 vs. Dallas OT W 26-20
 Oct. 11 @ Philadelphia L 39-17
 Oct. 15 vs. Atlanta W 31-21
 Oct. 25 @ Indianapolis W 27-21
 Nov. 1 vs. NY Giants W 52-49
 Nov. 8 vs. Tennessee OT L 34-28
 Nov. 15 @ Washington L 47-14
 Nov. 29 @ Houston L 24-6
 Dec. 6 vs. Carolina L 41-38
 Dec. 13 @ Tampa Bay W 24-17
 Dec. 21 vs. Detroit L 35-27
 Dec. 27 vs. Jacksonville W 38-27
 Jan. 3 @ Atlanta W 20-17

TAMPA BAY BUCCANEERS (6-10)

Sept. 13 vs. Tennessee L 42-14
 Sept. 20 @ New Orleans W 26-19
 Sept. 27 @ Houston L 19-9
 Oct. 4 vs. Carolina L 37-23
 Oct. 11 vs. Jacksonville W 38-31
 Oct. 25 @ Washington L 31-30
 Nov. 1 @ Atlanta OT W 23-20
 Nov. 8 vs. New York Giants L 32-18
 Nov. 15 vs. Dallas W 10-6
 Nov. 22 @ Philadelphia W 45-17
 Nov. 29 @ Indianapolis L 25-12
 Dec. 6 vs. Atlanta W 23-19
 Dec. 13 vs. New Orleans L 24-17
 Dec. 17 @ St. Louis L 31-23
 Dec. 27 vs. Chicago L 26-21
 Jan. 3 @ Carolina L 38-10

WEST

ARIZONA CARDINALS (13-3)

Sept. 13 vs. New Orleans W 31-19
 Sept. 20 @ Chicago W 48-23
 Sept. 27 vs. San Francisco W 47-7
 Oct. 4 vs. St. Louis L 24-22
 Oct. 11 @ Detroit W 42-17
 Oct. 18 @ Pittsburgh L 25-13
 Oct. 26 vs. Baltimore W 26-18
 Nov. 1 @ Cleveland W 34-20
 Nov. 15 @ Seattle W 39-32
 Nov. 22 vs. Cincinnati W 34-31
 Nov. 29 @ San Francisco W 19-13
 Dec. 6 @ St. Louis W 27-3
 Dec. 10 vs. Minnesota W 23-20
 Dec. 20 @ Philadelphia W 40-17
 Dec. 27 vs. Green Bay W 38-8
 Jan. 3 vs. Seattle L 36-6

SAN FRANCISCO 49ERS (4-12)

Sept. 14 vs. Minnesota W 20-3
 Sept. 20 @ Pittsburgh L 43-18
 Sept. 27 @ Arizona L 47-7
 Oct. 4 vs. Green Bay L 17-3
 Oct. 11 @ New York Giants L 30-27
 Oct. 18 vs. Baltimore W 25-20
 Oct. 22 vs. Seattle L 20-3
 Nov. 1 @ St. Louis L 27-6
 Nov. 8 vs. Atlanta W 17-16
 Nov. 22 @ Seattle L 29-13
 Nov. 29 vs. Arizona L 19-13
 Dec. 6 @ Chicago OT W 26-20
 Dec. 13 @ Cleveland L 24-10
 Dec. 20 vs. Cincinnati L 24-14
 Dec. 27 @ Detroit L 32-17
 Jan. 3 vs. St. Louis OT L 19-16

SEATTLE SEAHAWKS (10-6)

Sept. 13 @ St. Louis (OT) L 34-31
 Sept. 20 @ Green Bay L 27-17
 Sept. 27 vs. Chicago W 26-0
 Oct. 5 vs. Detroit W 13-10
 Oct. 11 @ Cincinnati OT L 27-24
 Oct. 18 vs. Carolina L 27-23
 Oct. 22 @ San Francisco W 20-3
 Nov. 1 @ Dallas W 13-12
 Nov. 15 vs. Arizona L 39-32
 Nov. 22 vs. San Francisco W 29-13
 Nov. 29 vs. Pittsburgh W 39-20
 Dec. 6 @ Minnesota W 38-7
 Dec. 13 @ Baltimore W 35-6
 Dec. 20 vs. Cleveland W 30-13
 Dec. 27 vs. St. Louis L 23-17
 Jan. 3 @ Arizona W 36-6

ST. LOUIS RAMS (7-9)

Sept. 13 vs. Seattle (OT) W 34-31
 Sept. 20 @ Washington L 24-10
 Sept. 27 vs. Pittsburgh L 12-6
 Oct. 4 @ Arizona W 24-22
 Oct. 11 @ Green Bay L 24-10
 Oct. 25 vs. Cleveland W 24-6
 Nov. 1 vs. San Francisco W 27-6
 Nov. 8 @ Minnesota L 21-18
 Nov. 15 vs. Chicago L 37-13
 Nov. 22 @ Baltimore L 16-13
 Nov. 29 @ Cincinnati L 31-7
 Dec. 6 vs. Arizona L 27-3
 Dec. 13 vs. Detroit W 21-14
 Dec. 17 vs. Tampa Bay W 31-23
 Dec. 27 @ Seattle W 23-17
 Jan. 3 @ San Francisco OT L 19-16

**WEEK 17 / THROUGH SUNDAY, JANUARY 3, 2016**

| OFFENSE | Balt. | Buff. | Cin. | Clev. | Denv. | Hou. | Ind. | Jax |
|------------------|--------------|--------------|-------------|--------------|--------------|-------------|-------------|------------|
| GAMES (Won-Lost) | 5-11 | 8-8 | 12-4 | 3-13 | 12-4 | 9-7 | 8-8 | 5-11 |
| FIRST DOWNS | 323 | 297 | 324 | 307 | 314 | 335 | 311 | 313 |
| Rushing | 89 | 122 | 99 | 81 | 85 | 90 | 77 | 69 |
| Passing | 211 | 155 | 191 | 192 | 201 | 210 | 195 | 215 |
| Penalty | 23 | 20 | 34 | 34 | 28 | 35 | 39 | 29 |
| YDS GAINED (tot) | 5749 | 5775 | 5728 | 5311 | 5688 | 5564 | 5142 | 5581 |
| Avg per Game | 359.3 | 360.9 | 358.0 | 331.9 | 355.5 | 347.8 | 321.4 | 348.8 |
| RUSHING (net) | 1478 | 2432 | 1805 | 1529 | 1718 | 1731 | 1438 | 1473 |
| Avg per Game | 92.4 | 152.0 | 112.8 | 95.6 | 107.4 | 108.2 | 89.9 | 92.1 |
| Rushes | 383 | 509 | 467 | 380 | 411 | 472 | 396 | 354 |
| Yards per Rush | 3.9 | 4.8 | 3.9 | 4.0 | 4.2 | 3.7 | 3.6 | 4.2 |
| PASSING (net) | 4271 | 3343 | 3923 | 3782 | 3970 | 3833 | 3704 | 4108 |
| Avg per Game | 266.9 | 208.9 | 245.2 | 236.4 | 248.1 | 239.6 | 231.5 | 256.8 |
| Passes Att. | 676 | 465 | 505 | 609 | 606 | 619 | 619 | 607 |
| Completed | 426 | 295 | 334 | 371 | 368 | 358 | 355 | 355 |
| Pct Completed | 63.0 | 63.4 | 66.1 | 60.9 | 60.7 | 57.8 | 57.4 | 58.5 |
| Yards Gained | 4449 | 3600 | 4104 | 4156 | 4216 | 4079 | 3928 | 4428 |
| Sacked | 24 | 42 | 32 | 53 | 39 | 36 | 37 | 51 |
| Yards Lost | 178 | 257 | 181 | 374 | 246 | 246 | 224 | 320 |
| Had intercepted | 21 | 9 | 9 | 12 | 23 | 12 | 19 | 18 |
| Yards Opp Ret | 340 | 75 | 136 | 204 | 279 | 123 | 285 | 283 |
| Opp TDs on Int | 4 | 1 | 1 | 1 | 3 | 1 | 0 | 4 |
| PUNTS | 74 | 82 | 69 | 70 | 85 | 96 | 85 | 80 |
| Avg Yards | 46.7 | 46.3 | 45.2 | 46.7 | 43.6 | 47.2 | 47.7 | 46.3 |
| PUNT RETURNS | 40 | 31 | 43 | 29 | 29 | 52 | 39 | 31 |
| Avg Return | 11.3 | 7.5 | 8.1 | 11.2 | 9.8 | 7.3 | 6.9 | 11.6 |
| Returned for TD | 1 | 0 | 0 | 1 | 1 | 0 | 0 | 1 |
| KICKOFF RETURNS | 34 | 41 | 34 | 41 | 27 | 18 | 43 | 31 |
| Avg Return | 25.2 | 18.8 | 20.6 | 25.4 | 21.8 | 23.9 | 24.3 | 23.3 |
| Returned for TD | 0 | 0 | 0 | 0 | 0 | 0 | 0 | 0 |
| PENALTIES | 122 | 143 | 111 | 120 | 115 | 107 | 108 | 105 |
| Yards Penalized | 1153 | 1249 | 917 | 1083 | 1063 | 910 | 931 | 880 |
| FUMBLES BY | 13 | 28 | 17 | 28 | 16 | 22 | 19 | 25 |
| Fumbles Lost | 7 | 10 | 8 | 18 | 8 | 8 | 11 | 10 |
| Opp Fumbles | 18 | 16 | 11 | 18 | 27 | 20 | 20 | 16 |
| Opp Fum Lost | 8 | 8 | 7 | 10 | 13 | 11 | 8 | 9 |
| POSS. TIME (avg) | 29:58 | 31:18 | 30:41 | 30:26 | 29:57 | 30:48 | 29:32 | 27:34 |
| TOUCHDOWNS | 33 | 45 | 50 | 28 | 38 | 39 | 37 | 44 |
| Rushing | 8 | 19 | 18 | 5 | 13 | 7 | 6 | 5 |
| Passing | 21 | 23 | 31 | 20 | 19 | 29 | 26 | 35 |
| Returns | 4 | 3 | 1 | 3 | 6 | 3 | 5 | 4 |
| EXTRA-PT KICKS | 29/29 | 34/40 | 48/49 | 22/24 | 35/36 | 32/36 | 32/35 | 32/39 |
| 2-PT CONVERSIONS | 1/4 | 2/5 | 1/1 | 2/4 | 0/1 | 2/3 | 1/2 | 1/5 |
| FIELD GOALS/FGA | 33/40 | 23/27 | 23/28 | 28/32 | 30/35 | 23/27 | 25/27 | 26/30 |
| POINTS SCORED | 328 | 379 | 419 | 278 | 355 | 339 | 333 | 376 |



| DEFENSE | Balt. | Buff. | Cin. | Clev. | Denv. | Hou. | Ind. | Jax |
|------------------|--------------|--------------|-------------|--------------|--------------|-------------|-------------|------------|
| POINTS ALLOWED | 401 | 359 | 279 | 432 | 296 | 313 | 408 | 448 |
| OPP FIRST DOWNS | 311 | 321 | 307 | 321 | 289 | 281 | 331 | 362 |
| Rushing | 80 | 87 | 74 | 104 | 81 | 79 | 89 | 102 |
| Passing | 189 | 197 | 202 | 186 | 162 | 173 | 210 | 222 |
| Penalty | 42 | 37 | 31 | 31 | 46 | 29 | 32 | 38 |
| OPP YARDS GAINED | 5398 | 5702 | 5453 | 6067 | 4530 | 4963 | 6066 | 6000 |
| Avg per Game | 337.4 | 356.4 | 340.8 | 379.2 | 283.1 | 310.2 | 379.1 | 375.0 |
| OPP RUSHING(net) | 1661 | 1730 | 1477 | 2055 | 1337 | 1597 | 1952 | 1709 |
| Avg per Game | 103.8 | 108.1 | 92.3 | 128.4 | 83.6 | 99.8 | 122.0 | 106.8 |
| Rushes | 418 | 394 | 344 | 458 | 408 | 388 | 452 | 464 |
| Yards per Rush | 4.0 | 4.4 | 4.3 | 4.5 | 3.3 | 4.1 | 4.3 | 3.7 |
| OPP PASSING(net) | 3737 | 3972 | 3976 | 4012 | 3193 | 3366 | 4114 | 4291 |
| Avg per Game | 233.6 | 248.3 | 248.5 | 250.8 | 199.6 | 210.4 | 257.1 | 268.2 |
| Passes Att. | 545 | 602 | 646 | 511 | 573 | 553 | 585 | 602 |
| Completed | 350 | 347 | 415 | 322 | 344 | 326 | 354 | 390 |
| Pct Completed | 64.2 | 57.6 | 64.2 | 63.0 | 60.0 | 59.0 | 60.5 | 64.8 |
| Sacked | 37 | 21 | 42 | 29 | 52 | 45 | 35 | 36 |
| Yards Lost | 220 | 125 | 288 | 157 | 351 | 311 | 251 | 237 |
| INTERCEPTED BY | 6 | 17 | 21 | 11 | 14 | 14 | 17 | 9 |
| Yards Returned | 51 | 253 | 202 | 210 | 321 | 180 | 196 | 120 |
| Returned for TD | 1 | 2 | 1 | 2 | 4 | 2 | 4 | 1 |
| OPP PUNT RETURNS | 35 | 40 | 32 | 37 | 36 | 60 | 36 | 45 |
| Avg return | 5.0 | 8.8 | 6.3 | 10.3 | 6.9 | 10.2 | 10.7 | 10.3 |
| OPP KICKOFF RET | 9 | 40 | 46 | 42 | 25 | 40 | 8 | 23 |
| Avg return | 25.4 | 17.2 | 22.6 | 21.3 | 20.3 | 24.4 | 19.5 | 24.0 |
| OPP TOUCHDOWNS | 45 | 42 | 29 | 49 | 32 | 37 | 47 | 51 |
| Rushing | 10 | 10 | 8 | 11 | 10 | 10 | 14 | 15 |
| Passing | 30 | 30 | 18 | 34 | 19 | 24 | 29 | 29 |
| Returns | 5 | 2 | 3 | 4 | 3 | 3 | 4 | 7 |



| OFFENSE | K.C. | Miami | N.E. | NY-J | Oak. | Pitt. | S.D. | Tenn. |
|------------------|-------------|--------------|-------------|-------------|-------------|--------------|-------------|--------------|
| GAMES (Won-Lost) | 11-5 | 6-10 | 12-4 | 10-6 | 7-9 | 10-6 | 4-12 | 3-13 |
| FIRST DOWNS | 303 | 291 | 347 | 329 | 300 | 331 | 344 | 298 |
| Rushing | 116 | 72 | 87 | 99 | 74 | 91 | 79 | 66 |
| Passing | 155 | 194 | 229 | 210 | 193 | 207 | 230 | 195 |
| Penalty | 32 | 25 | 31 | 20 | 33 | 33 | 35 | 37 |
| YDS GAINED (tot) | 5299 | 5307 | 5991 | 5925 | 5336 | 6327 | 5949 | 4988 |
| Avg per Game | 331.2 | 331.7 | 374.4 | 370.3 | 333.5 | 395.4 | 371.8 | 311.8 |
| RUSHING (net) | 2044 | 1496 | 1404 | 1868 | 1457 | 1724 | 1358 | 1485 |
| Avg per Game | 127.8 | 93.5 | 87.8 | 116.8 | 91.1 | 107.8 | 84.9 | 92.8 |
| Rushes | 436 | 344 | 383 | 448 | 370 | 388 | 393 | 371 |
| Yards per Rush | 4.7 | 4.3 | 3.7 | 4.2 | 3.9 | 4.4 | 3.5 | 4.0 |
| PASSING (net) | 3255 | 3811 | 4587 | 4057 | 3879 | 4603 | 4591 | 3503 |
| Avg per Game | 203.4 | 238.2 | 286.7 | 253.6 | 242.4 | 287.7 | 286.9 | 218.9 |
| Passes Att. | 473 | 588 | 629 | 604 | 605 | 590 | 667 | 551 |
| Completed | 310 | 365 | 404 | 362 | 373 | 391 | 442 | 342 |
| Pct Completed | 65.5 | 62.1 | 64.2 | 59.9 | 61.7 | 66.3 | 66.3 | 62.1 |
| Yards Gained | 3493 | 4231 | 4812 | 4170 | 4129 | 4822 | 4855 | 3893 |
| Sacked | 46 | 45 | 38 | 22 | 33 | 33 | 40 | 54 |
| Yards Lost | 238 | 420 | 225 | 113 | 250 | 219 | 264 | 390 |
| Had intercepted | 7 | 12 | 7 | 16 | 14 | 21 | 13 | 17 |
| Yards Opp Ret | 116 | 176 | 181 | 102 | 381 | 241 | 332 | 263 |
| Opp TDs on Int | 1 | 2 | 2 | 0 | 3 | 0 | 5 | 3 |
| PUNTS | 75 | 92 | 74 | 80 | 84 | 59 | 73 | 88 |
| Avg Yards | 44.4 | 47.6 | 45.4 | 43.1 | 44.0 | 42.6 | 44.7 | 47.4 |
| PUNT RETURNS | 45 | 41 | 47 | 49 | 42 | 28 | 20 | 38 |
| Avg Return | 7.9 | 10.3 | 10.1 | 8.6 | 6.5 | 8.3 | 4.2 | 8.1 |
| Returned for TD | 0 | 1 | 0 | 0 | 0 | 1 | 0 | 0 |
| KICKOFF RETURNS | 35 | 43 | 25 | 37 | 53 | 29 | 28 | 33 |
| Avg Return | 22.6 | 22.3 | 18.8 | 20.8 | 23.9 | 24.2 | 20.8 | 20.6 |
| Returned for TD | 0 | 0 | 0 | 0 | 0 | 0 | 0 | 0 |
| PENALTIES | 104 | 134 | 96 | 96 | 139 | 94 | 117 | 93 |
| Yards Penalized | 878 | 1090 | 859 | 787 | 1102 | 868 | 942 | 779 |
| FUMBLES BY | 16 | 23 | 14 | 17 | 27 | 16 | 20 | 25 |
| Fumbles Lost | 8 | 7 | 7 | 8 | 10 | 7 | 11 | 16 |
| Opp Fumbles | 19 | 12 | 28 | 22 | 18 | 27 | 14 | 16 |
| Opp Fum Lost | 7 | 3 | 9 | 12 | 11 | 13 | 9 | 8 |
| POSS. TIME (avg) | 30:55 | 27:22 | 30:08 | 30:59 | 29:19 | 29:24 | 31:34 | 29:25 |
| TOUCHDOWNS | 45 | 39 | 52 | 44 | 42 | 45 | 35 | 37 |
| Rushing | 19 | 11 | 14 | 11 | 7 | 16 | 4 | 10 |
| Passing | 20 | 24 | 36 | 33 | 34 | 26 | 30 | 25 |
| Returns | 6 | 4 | 2 | 0 | 1 | 3 | 1 | 2 |
| EXTRA-PT KICKS | 39/41 | 33/36 | 52/52 | 42/43 | 38/39 | 32/34 | 28/32 | 29/31 |
| 2-PT CONVERSIONS | 2/4 | 2/3 | 0/0 | 0/0 | 1/3 | 8/11 | 2/3 | 3/5 |
| FIELD GOALS/FGA | 30/37 | 13/16 | 33/36 | 27/33 | 21/26 | 35/42 | 26/32 | 14/16 |
| POINTS SCORED | 405 | 310 | 465 | 387 | 359 | 423 | 320 | 299 |



| DEFENSE | K.C. | Miami | N.E. | NY-J | Oak. | Pitt. | S.D. | Tenn. |
|------------------|-------------|--------------|-------------|-------------|-------------|--------------|-------------|--------------|
| POINTS ALLOWED | 287 | 389 | 315 | 314 | 399 | 319 | 398 | 423 |
| OPP FIRST DOWNS | 313 | 351 | 303 | 271 | 344 | 327 | 299 | 317 |
| Rushing | 86 | 112 | 77 | 62 | 94 | 71 | 101 | 101 |
| Passing | 193 | 203 | 204 | 185 | 206 | 231 | 170 | 192 |
| Penalty | 34 | 36 | 22 | 24 | 44 | 25 | 28 | 24 |
| OPP YARDS GAINED | 5269 | 6019 | 5431 | 5098 | 5818 | 5809 | 5791 | 5475 |
| Avg per Game | 329.3 | 376.2 | 339.4 | 318.6 | 363.6 | 363.1 | 361.9 | 342.2 |
| OPP RUSHING(net) | 1571 | 2019 | 1580 | 1335 | 1678 | 1459 | 2005 | 1797 |
| Avg per Game | 98.2 | 126.2 | 98.8 | 83.4 | 104.9 | 91.2 | 125.3 | 112.3 |
| Rushes | 383 | 502 | 397 | 373 | 406 | 382 | 417 | 462 |
| Yards per Rush | 4.1 | 4.0 | 4.0 | 3.6 | 4.1 | 3.8 | 4.8 | 3.9 |
| OPP PASSING(net) | 3698 | 4000 | 3851 | 3763 | 4140 | 4350 | 3786 | 3678 |
| Avg per Game | 231.1 | 250.0 | 240.7 | 235.2 | 258.8 | 271.9 | 236.6 | 229.9 |
| Passes Att. | 607 | 542 | 596 | 601 | 641 | 625 | 510 | 502 |
| Completed | 349 | 350 | 361 | 343 | 404 | 402 | 328 | 319 |
| Pct Completed | 57.5 | 64.6 | 60.6 | 57.1 | 63.0 | 64.3 | 64.3 | 63.5 |
| Sacked | 47 | 31 | 49 | 39 | 38 | 48 | 32 | 39 |
| Yards Lost | 290 | 225 | 358 | 278 | 211 | 311 | 222 | 271 |
| INTERCEPTED BY | 22 | 13 | 12 | 18 | 14 | 17 | 11 | 11 |
| Yards Returned | 477 | 184 | 176 | 191 | 73 | 282 | 152 | 164 |
| Returned for TD | 4 | 3 | 0 | 0 | 1 | 2 | 1 | 1 |
| OPP PUNT RETURNS | 26 | 50 | 39 | 37 | 30 | 19 | 44 | 47 |
| Avg return | 6.5 | 10.5 | 8.9 | 12.7 | 6.7 | 8.7 | 9.8 | 12.9 |
| OPP KICKOFF RET | 46 | 23 | 29 | 49 | 35 | 54 | 32 | 22 |
| Avg return | 24.7 | 22.1 | 18.1 | 23.8 | 22.7 | 22.2 | 27.5 | 27.2 |
| OPP TOUCHDOWNS | 34 | 46 | 36 | 34 | 41 | 35 | 44 | 51 |
| Rushing | 7 | 13 | 8 | 4 | 12 | 6 | 17 | 11 |
| Passing | 25 | 31 | 24 | 25 | 25 | 29 | 22 | 34 |
| Returns | 2 | 2 | 4 | 5 | 4 | 0 | 5 | 6 |



| OFFENSE | Ariz. | Atl. | Car. | Chi. | Dal. | Det. | G.B. | Minn. |
|------------------|--------------|-------------|-------------|-------------|-------------|-------------|-------------|--------------|
| GAMES (Won-Lost) | 13-3 | 8-8 | 15-1 | 6-10 | 4-12 | 7-9 | 10-6 | 11-5 |
| FIRST DOWNS | 373 | 359 | 357 | 312 | 307 | 337 | 317 | 297 |
| Rushing | 92 | 95 | 136 | 108 | 94 | 71 | 100 | 113 |
| Passing | 237 | 230 | 197 | 177 | 175 | 236 | 173 | 153 |
| Penalty | 44 | 34 | 24 | 27 | 38 | 30 | 44 | 31 |
| YDS GAINED (tot) | 6533 | 5990 | 5871 | 5514 | 5361 | 5547 | 5353 | 5139 |
| Avg per Game | 408.3 | 374.4 | 366.9 | 344.6 | 335.1 | 346.7 | 334.6 | 321.2 |
| RUSHING (net) | 1917 | 1611 | 2282 | 1851 | 1890 | 1335 | 1850 | 2211 |
| Avg per Game | 119.8 | 100.7 | 142.6 | 115.7 | 118.1 | 83.4 | 115.6 | 138.2 |
| Rushes | 452 | 420 | 526 | 469 | 408 | 354 | 436 | 474 |
| Yards per Rush | 4.2 | 3.8 | 4.3 | 3.9 | 4.6 | 3.8 | 4.2 | 4.7 |
| PASSING (net) | 4616 | 4379 | 3589 | 3663 | 3471 | 4212 | 3503 | 2928 |
| Avg per Game | 288.5 | 273.7 | 224.3 | 228.9 | 216.9 | 263.3 | 218.9 | 183.0 |
| Passes Att. | 562 | 621 | 501 | 523 | 528 | 632 | 573 | 454 |
| Completed | 353 | 410 | 300 | 334 | 334 | 420 | 348 | 294 |
| Pct Completed | 62.8 | 66.0 | 59.9 | 63.9 | 63.3 | 66.5 | 60.7 | 64.8 |
| Yards Gained | 4775 | 4602 | 3873 | 3843 | 3677 | 4463 | 3825 | 3246 |
| Sacked | 27 | 32 | 33 | 33 | 33 | 44 | 47 | 45 |
| Yards Lost | 159 | 223 | 284 | 180 | 206 | 251 | 322 | 318 |
| Had intercepted | 13 | 17 | 10 | 12 | 22 | 14 | 8 | 9 |
| Yards Opp Ret | 87 | 99 | 91 | 241 | 428 | 209 | 55 | 71 |
| Opp TDs on Int | 0 | 1 | 0 | 3 | 4 | 1 | 0 | 0 |
| PUNTS | 61 | 59 | 70 | 74 | 69 | 80 | 81 | 66 |
| Avg Yards | 42.2 | 46.4 | 45.4 | 43.7 | 45.2 | 46.0 | 43.9 | 41.6 |
| PUNT RETURNS | 39 | 27 | 30 | 31 | 33 | 30 | 31 | 34 |
| Avg Return | 7.4 | 9.4 | 9.4 | 7.8 | 5.5 | 7.0 | 5.4 | 9.1 |
| Returned for TD | 0 | 0 | 0 | 0 | 0 | 0 | 0 | 1 |
| KICKOFF RETURNS | 32 | 26 | 22 | 33 | 28 | 44 | 36 | 42 |
| Avg Return | 24.1 | 25.7 | 18.5 | 27.0 | 25.1 | 27.7 | 24.5 | 28.3 |
| Returned for TD | 1 | 0 | 0 | 0 | 0 | 0 | 0 | 2 |
| PENALTIES | 94 | 100 | 103 | 99 | 112 | 104 | 105 | 88 |
| Yards Penalized | 758 | 969 | 887 | 909 | 879 | 930 | 906 | 797 |
| FUMBLES BY | 23 | 26 | 12 | 20 | 18 | 17 | 24 | 21 |
| Fumbles Lost | 11 | 14 | 9 | 9 | 11 | 10 | 9 | 8 |
| Opp Fumbles | 30 | 15 | 28 | 18 | 11 | 24 | 19 | 18 |
| Opp Fum Lost | 14 | 8 | 15 | 9 | 3 | 9 | 6 | 9 |
| POSS. TIME (avg) | 32:04 | 31:56 | 31:44 | 31:01 | 30:59 | 31:05 | 30:08 | 30:23 |
| TOUCHDOWNS | 58 | 38 | 59 | 34 | 26 | 42 | 42 | 38 |
| Rushing | 16 | 13 | 19 | 13 | 8 | 7 | 8 | 18 |
| Passing | 35 | 21 | 35 | 21 | 16 | 33 | 31 | 14 |
| Returns | 7 | 4 | 5 | 0 | 2 | 2 | 3 | 6 |
| EXTRA-PT KICKS | 53/58 | 34/34 | 56/59 | 28/29 | 25/25 | 36/39 | 36/36 | 33/37 |
| 2-PT CONVERSIONS | 0/0 | 1/3 | 0/0 | 2/5 | 1/1 | 0/3 | 4/6 | 1/1 |
| FIELD GOALS/FGA | 28/31 | 25/31 | 30/36 | 33/39 | 30/32 | 22/24 | 24/28 | 34/39 |
| POINTS SCORED | 489 | 339 | 500 | 335 | 275 | 358 | 368 | 365 |



| DEFENSE | Ariz. | Atl. | Car. | Chi. | Dal. | Det. | G.B. | Minn. |
|------------------|--------------|-------------|-------------|-------------|-------------|-------------|-------------|--------------|
| POINTS ALLOWED | 313 | 345 | 308 | 397 | 374 | 400 | 323 | 302 |
| OPP FIRST DOWNS | 284 | 335 | 298 | 307 | 317 | 319 | 300 | 318 |
| Rushing | 79 | 107 | 74 | 103 | 113 | 96 | 96 | 94 |
| Passing | 177 | 197 | 198 | 182 | 172 | 191 | 183 | 189 |
| Penalty | 28 | 31 | 26 | 22 | 32 | 32 | 21 | 35 |
| OPP YARDS GAINED | 5147 | 5562 | 5167 | 5527 | 5570 | 5594 | 5547 | 5507 |
| Avg per Game | 321.7 | 347.6 | 322.9 | 345.4 | 348.1 | 349.6 | 346.7 | 344.2 |
| OPP RUSHING(net) | 1460 | 1680 | 1415 | 1934 | 1934 | 1805 | 1905 | 1748 |
| Avg per Game | 91.3 | 105.0 | 88.4 | 120.9 | 120.9 | 112.8 | 119.1 | 109.3 |
| Rushes | 374 | 416 | 364 | 433 | 461 | 429 | 420 | 411 |
| Yards per Rush | 3.9 | 4.0 | 3.9 | 4.5 | 4.2 | 4.2 | 4.5 | 4.3 |
| OPP PASSING(net) | 3687 | 3882 | 3752 | 3593 | 3636 | 3789 | 3642 | 3759 |
| Avg per Game | 230.4 | 242.6 | 234.5 | 224.6 | 227.3 | 236.8 | 227.6 | 234.9 |
| Passes Att. | 573 | 561 | 650 | 512 | 506 | 528 | 551 | 561 |
| Completed | 343 | 370 | 390 | 322 | 330 | 360 | 321 | 359 |
| Pct Completed | 59.9 | 66.0 | 60.0 | 62.9 | 65.2 | 68.2 | 58.3 | 64.0 |
| Sacked | 36 | 19 | 44 | 35 | 31 | 42 | 43 | 43 |
| Yards Lost | 270 | 117 | 302 | 237 | 229 | 276 | 256 | 283 |
| INTERCEPTED BY | 19 | 15 | 24 | 8 | 8 | 9 | 16 | 13 |
| Yards Returned | 263 | 220 | 301 | 103 | 62 | 103 | 198 | 215 |
| Returned for TD | 4 | 1 | 4 | 0 | 1 | 1 | 2 | 2 |
| OPP PUNT RETURNS | 25 | 28 | 37 | 30 | 24 | 43 | 41 | 29 |
| Avg return | 11.8 | 9.7 | 7.8 | 7.5 | 6.8 | 6.1 | 4.2 | 5.2 |
| OPP KICKOFF RET | 49 | 22 | 34 | 39 | 23 | 32 | 37 | 40 |
| Avg return | 24.3 | 27.2 | 26.6 | 25.2 | 23.9 | 25.4 | 26.7 | 26.1 |
| OPP TOUCHDOWNS | 34 | 41 | 35 | 47 | 41 | 47 | 36 | 31 |
| Rushing | 9 | 20 | 11 | 9 | 16 | 18 | 13 | 7 |
| Passing | 24 | 19 | 21 | 31 | 19 | 27 | 20 | 24 |
| Returns | 1 | 2 | 3 | 7 | 6 | 2 | 3 | 0 |



| OFFENSE | N.O. | NY-G | Phil. | St.L. | S.F. | Sea. | T.B. | Wash. |
|------------------|-------------|-------------|--------------|--------------|-------------|-------------|-------------|--------------|
| GAMES (Won-Lost) | 7-9 | 6-10 | 7-9 | 7-9 | 5-11 | 10-6 | 6-10 | 9-7 |
| FIRST DOWNS | 381 | 331 | 339 | 241 | 261 | 335 | 336 | 317 |
| Rushing | 98 | 77 | 110 | 92 | 83 | 128 | 99 | 81 |
| Passing | 247 | 208 | 193 | 126 | 154 | 190 | 201 | 208 |
| Penalty | 36 | 46 | 36 | 23 | 24 | 17 | 36 | 28 |
| YDS GAINED (tot) | 6461 | 5956 | 5830 | 4761 | 4860 | 6058 | 6014 | 5661 |
| Avg per Game | 403.8 | 372.3 | 364.4 | 297.6 | 303.8 | 378.6 | 375.9 | 353.8 |
| RUSHING (net) | 1491 | 1609 | 1743 | 1956 | 1544 | 2268 | 2162 | 1566 |
| Avg per Game | 93.2 | 100.6 | 108.9 | 122.3 | 96.5 | 141.8 | 135.1 | 97.9 |
| Rushes | 397 | 403 | 442 | 429 | 390 | 501 | 455 | 429 |
| Yards per Rush | 3.8 | 4.0 | 3.9 | 4.6 | 4.0 | 4.5 | 4.8 | 3.7 |
| PASSING (net) | 4970 | 4347 | 4087 | 2805 | 3316 | 3790 | 3852 | 4095 |
| Avg per Game | 310.6 | 271.7 | 255.4 | 175.3 | 207.3 | 236.9 | 240.8 | 255.9 |
| Passes Att. | 667 | 623 | 623 | 473 | 526 | 489 | 535 | 555 |
| Completed | 460 | 392 | 405 | 273 | 322 | 333 | 312 | 386 |
| Pct Completed | 69.0 | 62.9 | 65.0 | 57.7 | 61.2 | 68.1 | 58.3 | 69.5 |
| Yards Gained | 5205 | 4504 | 4341 | 2931 | 3646 | 4061 | 4042 | 4294 |
| Sacked | 32 | 27 | 37 | 18 | 53 | 46 | 27 | 27 |
| Yards Lost | 235 | 157 | 254 | 126 | 330 | 271 | 190 | 199 |
| Had intercepted | 12 | 14 | 18 | 11 | 12 | 8 | 15 | 11 |
| Yards Opp Ret | 230 | 180 | 141 | 131 | 174 | 50 | 212 | 140 |
| Opp TDs on Int | 2 | 2 | 2 | 2 | 2 | 0 | 2 | 1 |
| PUNTS | 67 | 76 | 88 | 96 | 92 | 68 | 56 | 71 |
| Avg Yards | 44.9 | 44.5 | 45.9 | 47.9 | 43.7 | 45.7 | 41.9 | 45.4 |
| PUNT RETURNS | 32 | 36 | 39 | 39 | 30 | 42 | 29 | 32 |
| Avg Return | 8.6 | 10.2 | 11.4 | 7.7 | 7.5 | 10.7 | 9.9 | 4.8 |
| Returned for TD | 1 | 1 | 2 | 1 | 0 | 1 | 0 | 0 |
| KICKOFF RETURNS | 28 | 39 | 27 | 34 | 42 | 34 | 21 | 40 |
| Avg Return | 21.6 | 24.9 | 20.9 | 24.4 | 23.6 | 25.5 | 24.1 | 25.0 |
| Returned for TD | 0 | 1 | 0 | 0 | 0 | 1 | 0 | 2 |
| PENALTIES | 130 | 102 | 104 | 122 | 113 | 117 | 143 | 105 |
| Yards Penalized | 1112 | 779 | 819 | 1007 | 823 | 1007 | 1195 | 827 |
| FUMBLES BY | 17 | 22 | 26 | 22 | 21 | 18 | 26 | 26 |
| Fumbles Lost | 8 | 7 | 13 | 10 | 5 | 8 | 13 | 11 |
| Opp Fumbles | 29 | 28 | 23 | 28 | 10 | 22 | 24 | 36 |
| Opp Fum Lost | 14 | 13 | 11 | 13 | 3 | 9 | 12 | 16 |
| POSS. TIME (avg) | 31:11 | 28:14 | 26:56 | 27:35 | 26:45 | 31:40 | 28:43 | 31:39 |
| TOUCHDOWNS | 51 | 47 | 45 | 31 | 24 | 49 | 37 | 44 |
| Rushing | 16 | 5 | 15 | 16 | 7 | 10 | 12 | 9 |
| Passing | 32 | 36 | 23 | 11 | 16 | 34 | 22 | 30 |
| Returns | 3 | 6 | 7 | 4 | 1 | 5 | 3 | 5 |
| EXTRA-PT KICKS | 44/46 | 44/45 | 42/44 | 27/29 | 20/21 | 40/44 | 31/34 | 40/41 |
| 2-PT CONVERSIONS | 1/4 | 1/2 | 0/0 | 1/2 | 1/2 | 1/5 | 1/3 | 2/3 |
| FIELD GOALS/FGA | 18/26 | 30/32 | 21/26 | 21/31 | 24/27 | 29/31 | 29/40 | 26/30 |
| POINTS SCORED | 408 | 420 | 377 | 280 | 238 | 423 | 342 | 388 |



| DEFENSE | N.O. | NY-G | Phil. | St.L. | S.F. | Sea. | T.B. | Wash. |
|------------------|-------------|-------------|--------------|--------------|-------------|-------------|-------------|--------------|
| POINTS ALLOWED | 476 | 442 | 430 | 330 | 387 | 277 | 417 | 379 |
| OPP FIRST DOWNS | 380 | 367 | 365 | 320 | 356 | 273 | 351 | 329 |
| Rushing | 103 | 104 | 100 | 98 | 128 | 71 | 104 | 103 |
| Passing | 223 | 236 | 239 | 192 | 199 | 175 | 208 | 202 |
| Penalty | 54 | 27 | 26 | 30 | 29 | 27 | 39 | 24 |
| OPP YARDS GAINED | 6620 | 6725 | 6426 | 5885 | 6199 | 4668 | 5446 | 6090 |
| Avg per Game | 413.8 | 420.3 | 401.6 | 367.8 | 387.4 | 291.8 | 340.4 | 380.6 |
| OPP RUSHING(net) | 2076 | 1942 | 2153 | 1820 | 2020 | 1304 | 1606 | 1962 |
| Avg per Game | 129.8 | 121.4 | 134.6 | 113.8 | 126.3 | 81.5 | 100.4 | 122.6 |
| Rushes | 421 | 444 | 478 | 453 | 504 | 362 | 466 | 406 |
| Yards per Rush | 4.9 | 4.4 | 4.5 | 4.0 | 4.0 | 3.6 | 3.4 | 4.8 |
| OPP PASSING(net) | 4544 | 4783 | 4273 | 4065 | 4179 | 3364 | 3840 | 4128 |
| Avg per Game | 284.0 | 298.9 | 267.1 | 254.1 | 261.2 | 210.3 | 240.0 | 258.0 |
| Passes Att. | 544 | 638 | 633 | 597 | 549 | 548 | 540 | 566 |
| Completed | 372 | 423 | 394 | 399 | 375 | 333 | 378 | 354 |
| Pct Completed | 68.4 | 66.3 | 62.2 | 66.8 | 68.3 | 60.8 | 70.0 | 62.5 |
| Sacked | 31 | 23 | 37 | 41 | 28 | 37 | 38 | 38 |
| Yards Lost | 211 | 137 | 243 | 236 | 196 | 255 | 232 | 264 |
| INTERCEPTED BY | 9 | 15 | 15 | 13 | 9 | 14 | 11 | 11 |
| Yards Returned | 87 | 206 | 280 | 182 | 125 | 205 | 93 | 181 |
| Returned for TD | 0 | 2 | 3 | 1 | 1 | 0 | 1 | 1 |
| OPP PUNT RETURNS | 26 | 30 | 42 | 40 | 44 | 29 | 27 | 30 |
| Avg return | 8.3 | 10.0 | 5.1 | 7.2 | 6.4 | 13.3 | 5.2 | 8.6 |
| OPP KICKOFF RET | 37 | 54 | 34 | 27 | 23 | 42 | 35 | 29 |
| Avg return | 26.5 | 20.3 | 20.7 | 22.4 | 25.7 | 25.5 | 25.2 | 20.1 |
| OPP TOUCHDOWNS | 59 | 50 | 50 | 32 | 43 | 28 | 47 | 44 |
| Rushing | 12 | 15 | 10 | 7 | 20 | 10 | 12 | 10 |
| Passing | 45 | 31 | 36 | 21 | 21 | 14 | 31 | 30 |
| Returns | 2 | 4 | 4 | 4 | 2 | 4 | 4 | 4 |



| OFFENSE | NFL/Avg |
|--------------------|----------------|
| GAMES (Won-Lost) | --- |
| FIRST DOWNS | 320.8 |
| Rushing | 92.9 |
| Passing | 196.5 |
| Penalty | 31.4 |
| YDS GAINED (tot) | 5642.8 |
| Avg per Game | 352.7 |
| RUSHING (net) | 1741.4 |
| Avg per Game | 108.8 |
| Rushes | 421.6 |
| Yards per Rush | 4.1 |
| PASSING (net) | 3901.3 |
| Avg per Game | 243.8 |
| Passes Att. | 571.8 |
| Completed | 360.2 |
| Pct Completed | 63.0 |
| Yards Gained | 4146.7 |
| Sacked | 37.1 |
| Yards Lost | 245.3 |
| Had intercepted | 13.6 |
| Yards Opp Ret | 189.3 |
| Opp TDs on Int | 1.7 |
| PUNTS | 76.3 |
| Avg Yards | 45.2 |
| PUNT RETURNS | 35.6 |
| Avg Return | 8.5 |
| Returned for TD | 0.4 |
| KICKOFF RETURNS | 33.8 |
| Avg Return | 23.6 |
| Returned for TD | 0.2 |
| PENALTIES | 110.8 |
| Yards Penalized | 940.5 |
| FUMBLES BY | 20.8 |
| Fumbles Lost | 9.7 |
| Opp Fumbles | 20.8 |
| Opp Fum Lost | 9.7 |
| POSS. TIME (avg) | 30:00 |
| TOUCHDOWNS | 41.2 |
| Rushing | 11.4 |
| Passing | 26.3 |
| Returns | 3.5 |
| EXTRA POINTS (tot) | 94% |
| Kicks Made/2Pt | 48% |
| FIELD GOALS/FGA | 26/31 |
| POINTS SCORED | 365.0 |

| DEFENSE | NFL/Avg |
|-------------------|----------------|
| POINTS ALLOWED | 365.0 |
| OPP FIRST DOWNS | 320.8 |
| Rushing | 92.9 |
| Passing | 196.5 |
| Penalty | 31.4 |
| OPP YARDS GAINED | 5642.8 |
| Avg per Game | 352.7 |
| OPP RUSHING (net) | 1741.4 |
| Avg per Game | 108.8 |
| Rushes | 421.6 |
| Yards per Rush | 4.1 |
| OPP PASSING (net) | 3901.3 |
| Avg per Game | 243.8 |
| Passes Att. | 571.8 |
| Completed | 360.2 |
| Pct Completed | 63.0 |
| Sacked | 37.1 |
| Yards Lost | 245.3 |
| INTERCEPTED BY | 13.6 |
| Yards Returned | 189.3 |
| Returned for TD | 1.7 |
| OPP PUNT RETURNS | 35.6 |
| Avg return | 8.5 |
| OPP KICKOFF RET | 33.8 |
| Avg return | 23.6 |
| OPP TOUCHDOWNS | 41.2 |
| Rushing | 11.4 |
| Passing | 26.3 |
| Returns | 3.5 |



TEAM RANKINGS

National Football League

Offense

Defense

| | Total | Rush | Pass | Total | Rush | Pass |
|--------|--------------|-------------|-------------|--------------|-------------|-------------|
| Ariz. | *1 | 8 | 2 | 5 | 6 | 8 |
| Atl. | 7 | 18 | 6 | 16 | 14 | 18 |
| Balt. | 14 | 26 | 8 | 8 | 12 | 10 |
| Buff. | 13 | *1 | 28 | 19 | 16 | 19 |
| Car. | 11 | 2 | 24 | 6 | 4 | 11 |
| Chi. | 21 | 11 | 23 | 14 | 22T | 4 |
| Cin. | 15 | 13 | 15 | 11 | 7 | 20 |
| Cleve. | 25 | 22 | 21 | 27 | 30 | 22 |
| Dallas | 22 | 9 | 27 | 17 | 22T | 5 |
| Denver | 16 | 17 | 14 | *1 | 3 | *1 |
| Det. | 20 | 32 | 9 | 18 | 19 | 15 |
| G.B. | 23 | 12 | 25T | 15 | 21 | 6 |
| Hou. | 19 | 15 | 18 | 3 | 10 | 3 |
| Ind. | 28 | 29 | 22 | 26 | 25 | 24 |
| Jax | 18 | 27 | 10 | 24 | 15 | 29 |
| K.C. | 27 | 6 | 30 | 7 | 8 | 9 |
| Miami | 26 | 23 | 19 | 25 | 28 | 21 |
| Minn. | 29 | 4 | 31 | 13 | 17 | 12 |
| N.E. | 6 | 30 | 5 | 9 | 9 | 17 |
| N.O. | 2 | 24 | *1 | 31 | 31 | 31 |
| Giants | 8 | 19 | 7 | 32 | 24 | 32 |
| Jets | 10 | 10 | 13 | 4 | 2 | 13 |
| Oak. | 24 | 28 | 16 | 22 | 13 | 26 |
| Phil. | 12 | 14 | 12 | 30 | 32 | 28 |
| Pitt. | 3 | 16 | 3 | 21 | 5 | 30 |
| St. L. | 32 | 7 | 32 | 23 | 20 | 23 |
| S.D. | 9 | 31 | 4 | 20 | 27 | 14 |
| S.F. | 31 | 21 | 29 | 29 | 29 | 27 |
| Sea. | 4 | 3 | 20 | 2 | *1 | 2 |
| T.B. | 5 | 5 | 17 | 10 | 11 | 16 |
| Tenn. | 30 | 25 | 25T | 12 | 18 | 7 |
| Wash. | 17 | 20 | 11 | 28 | 26 | 25 |

T = Tied for position

*** = League Leader**



NFL / TEAM/OFFENSE RANK

| Tm | (A) | (B) | (C) | (D) | (E) | (F) | (G) | (H) | (I) | (J) | (K) | (L) | (M) | (N) | (O) | (P) | (Q) |
|-----|-----|-----|-----|-----|-----|-----|-----|-----|-----|-----|-----|-----|-----|-----|-----|-----|-----|
| BAL | 14 | 22 | 26 | 24 | 8 | 22 | 29 | 1 | 16 | 23 | 15t | 3 | 7 | 7 | 2 | 25 | 21 |
| BUF | 13 | 8 | 1 | 1 | 28 | 12 | 7 | 27 | 28t | 21 | 24 | 23 | 30 | 9 | 7 | 12 | 16t |
| CIN | 15 | 7 | 13 | 23 | 15 | 3 | 5 | 19 | 15 | 13 | 7t | 17 | 29 | 18 | 10 | 7 | 22 |
| CLE | 25 | 28 | 22 | 16 | 21 | 29 | 10 | 26 | 23t | 9 | 26 | 4 | 6 | 6 | 14 | 30 | 9t |
| DEN | 16 | 19 | 17 | 13 | 14 | 21 | 31 | 20 | 19 | 25 | 15t | 10 | 23 | 27 | 22 | 19 | 14t |
| HOU | 19 | 31 | 15 | 28 | 18 | 26 | 8 | 12 | 10t | 18 | 31 | 25 | 18 | 5 | 26 | 21t | 16t |
| IND | 28 | 32 | 29 | 31 | 22 | 32 | 27 | 14 | 22 | 14 | 10t | 27 | 13 | 2 | 5 | 24 | 4 |
| JAC | 18 | 16 | 27 | 15 | 10 | 17 | 26 | 25 | 20 | 26 | 12 | 1 | 20 | 10 | 23 | 14 | 12t |
| KC | 27 | 12 | 6 | 3 | 30 | 16 | 3 | 29 | 25 | 19t | 2 | 19 | 21 | 22 | 8 | 9 | 26 |
| MIA | 26 | 17 | 23 | 9 | 19 | 24 | 14 | 23 | 30 | 30 | 28 | 6 | 22 | 3 | 19 | 27 | 24t |
| NE | 6 | 6 | 30 | 29 | 5 | 7 | 1 | 16 | 5 | 11 | 4t | 8 | 31 | 15 | 15 | 3 | 5t |
| NYJ | 10 | 15 | 10 | 14 | 13 | 15 | 22 | 2 | 14 | 12 | 25 | 14 | 26 | 28 | 31 | 11 | 23 |
| OAK | 24 | 23 | 28 | 22 | 16 | 23 | 20 | 10 | 26 | 16 | 27 | 28 | 17 | 23 | 9 | 17 | 27t |
| PIT | 3 | 2 | 16 | 8 | 3 | 2 | 30 | 11 | 12t | 17 | 29t | 16 | 14 | 29 | 24 | 4t | 19t |
| SD | 9 | 18 | 31 | 32 | 4 | 14 | 9 | 15 | 6 | 8 | 29t | 32 | 27 | 20 | 27 | 26 | 24t |
| TEN | 30 | 27 | 25 | 17 | 25t | 27 | 28 | 30 | 27 | 29 | 21 | 18 | 28 | 4 | 12 | 28 | 9t |
| ARI | 1 | 1 | 8 | 12 | 2 | 1 | 19 | 6 | 2 | 3 | 23 | 24 | 16 | 30 | 32 | 2 | 7 |
| ATL | 7 | 11 | 18 | 25 | 6 | 10 | 23 | 9 | 3 | 2 | 13 | 11 | 4 | 8 | 11 | 21t | 29 |
| CAR | 11 | 13 | 2 | 10 | 24 | 9 | 13 | 21 | 4 | 7 | 4t | 12 | 32 | 16 | 17 | 1 | 19t |
| CHI | 21 | 21 | 11 | 20 | 23 | 13 | 18 | 18 | 21 | 6 | 4t | 20 | 3 | 25 | 20 | 23 | 18 |
| DAL | 22 | 14 | 9 | 5 | 27 | 20 | 32 | 17 | 23t | 27 | 15t | 29 | 8 | 17 | 3 | 31 | 1t |
| DET | 20 | 20 | 32 | 26 | 9 | 18 | 15 | 22 | 8 | 24 | 15t | 26 | 2 | 11 | 4 | 18 | 5t |
| GB | 23 | 29 | 12 | 11 | 25t | 31 | 2 | 24 | 17t | 28 | 14 | 30 | 11 | 24 | 13 | 15 | 14t |
| MIN | 29 | 25 | 4 | 4 | 31 | 25 | 12 | 31 | 28t | 19t | 22 | 13 | 1 | 32 | 30 | 16 | 11 |
| NO | 2 | 4 | 24 | 27 | 1 | 4 | 6 | 5 | 1 | 1 | 3 | 15 | 24 | 19 | 16 | 8 | 31 |
| NYG | 8 | 9 | 19 | 18 | 7 | 11 | 16 | 4 | 12t | 22 | 9 | 7 | 10 | 21 | 25 | 6 | 1t |
| PHI | 12 | 24 | 14 | 21 | 12 | 19 | 25 | 13 | 7 | 15 | 15t | 2 | 25 | 12 | 6 | 13 | 27t |
| STL | 32 | 26 | 7 | 6 | 32 | 30 | 21 | 3 | 32 | 32 | 32 | 21 | 12 | 1 | 1 | 29 | 32 |
| SF | 31 | 30 | 21 | 19 | 29 | 28 | 17 | 32 | 31 | 31 | 20 | 22 | 19 | 26 | 21 | 32 | 8 |
| SEA | 4 | 5 | 3 | 7 | 20 | 5 | 4 | 28 | 10t | 4 | 1 | 5 | 5 | 13 | 29 | 4t | 3 |
| TB | 5 | 3 | 5 | 2 | 17 | 8 | 24 | 8 | 9 | 10 | 10t | 9 | 15 | 31 | 28 | 20 | 30 |
| WAS | 17 | 10 | 20 | 30 | 11 | 6 | 11 | 7 | 17t | 5 | 7t | 31 | 9 | 14 | 18 | 10 | 12t |

- (A) Total Yards per Game
- (B) Yards per Play
- (C) Rushing Yards per Game
- (D) Rushing Yards per Attempt
- (E) Passing Net Yards per Game
- (F) Passing Net Yards per Play
- (G) Passing, Percent Had Intercepted
- (H) Sacks per Pass Play
- (I) First Downs per Game
- (J) Third Down Efficiency
- (K) Fourth Down Efficiency
- (L) Punt Return Average
- (M) Kickoff Return Average
- (N) Gross Punting Average
- (O) Net Punting Average
- (P) Points per Game
- (Q) Field Goal Percentage



NFL / OPPONENT/DEFENSE RANK

| Tm | (A) | (B) | (C) | (D) | (E) | (F) | (G) | (H) | (I) | (J) | (K) | (L) | (M) | (N) | (O) | (P) | (Q) | (R) | (S) |
|-----|-----|-----|-----|-----|-----|-----|-----|-----|-----|-----|-----|-----|-----|-----|-----|-----|-----|-----|-----|
| BAL | 8 | 13 | 12 | 10 | 10 | 16 | 32 | 13 | 12 | 19 | 10t | 2 | 23 | 24 | 12 | 24 | 14t | 24 | 11 |
| BUF | 19 | 24 | 16 | 25 | 19 | 14 | 8 | 31 | 19t | 23 | 2 | 19 | 1 | 4 | 16 | 15 | 10t | 13 | 14 |
| CIN | 11 | 10 | 7 | 22 | 20 | 6 | 4 | 17 | 10t | 18 | 12 | 7 | 12 | 12 | 10 | 2 | 16t | 5 | 12 |
| CLE | 27 | 30 | 30 | 27 | 22 | 31 | 22 | 28 | 19t | 20 | 27t | 26 | 8 | 3 | 1 | 29 | 20t | 32 | 28 |
| DEN | 1 | 1 | 3 | 1 | 1 | 1 | 13 | 1 | 5 | 7 | 8 | 12 | 6 | 28 | 30 | 4 | 6 | 10 | 3 |
| HOU | 3 | 5 | 10 | 17 | 3 | 3 | 12 | 3 | 3 | 1 | 25 | 24 | 18 | 27 | 28 | 7t | 3t | 12 | 6 |
| IND | 26 | 26 | 25 | 23 | 24 | 19 | 6 | 22 | 23 | 17 | 30 | 28 | 3 | 18 | 27 | 25 | 9 | 25t | 30 |
| JAC | 24 | 15 | 15 | 5 | 29 | 23 | 31 | 23 | 29 | 31 | 16t | 25 | 16 | 6t | 2 | 31 | 7 | 23 | 22 |
| KC | 7 | 6 | 8 | 16 | 9 | 4 | 2 | 7 | 13 | 2 | 15 | 9 | 19 | 11 | 15 | 3 | 12 | 6 | 15 |
| MIA | 25 | 22 | 28 | 14 | 21 | 27 | 14 | 26 | 26t | 28 | 5t | 27 | 9 | 23 | 5 | 19 | 1 | 28 | 27 |
| NE | 9 | 7 | 9 | 11 | 17 | 8 | 24 | 2 | 9 | 10 | 10t | 20 | 2 | 31 | 18 | 10 | 8 | 3 | 8 |
| NYJ | 4 | 4 | 2 | 3 | 13 | 7 | 5 | 18 | 1 | 3 | 22 | 30 | 14 | 30 | 29 | 9 | 26 | 8 | 4 |
| OAK | 22 | 11 | 13 | 18 | 26 | 10 | 19 | 24 | 25 | 11 | 19 | 10 | 13 | 19 | 20 | 22 | 20t | 17 | 24 |
| PIT | 21 | 18 | 5 | 6 | 30 | 17 | 9 | 8 | 21 | 21 | 4 | 18 | 10 | 5 | 6 | 11 | 16t | 7 | 9 |
| SD | 20 | 29 | 27 | 30 | 14 | 28 | 21 | 20 | 7 | 14 | 32 | 22 | 32 | 1 | 22 | 21 | 19 | 27 | 13 |
| TEN | 12 | 16 | 18 | 8 | 7 | 25 | 18 | 6 | 14t | 25 | 5t | 31 | 30t | 32 | 32 | 27 | 18 | 30 | 25 |
| ARI | 5 | 9 | 6 | 9 | 8 | 9 | 3 | 19 | 4 | 8 | 13 | 29 | 17 | 29 | 31 | 7t | 30 | 2 | 2 |
| ATL | 16 | 20 | 14 | 15 | 18 | 22 | 10 | 32 | 24 | 27 | 5t | 21 | 30t | 21 | 17 | 14 | 3t | 15 | 10 |
| CAR | 6 | 2 | 4 | 7 | 11 | 2 | 1 | 14 | 6 | 13 | 24 | 15 | 28 | 26 | 24 | 6 | 3t | 1 | 5 |
| CHI | 14 | 25 | 22t | 26 | 4 | 18 | 30 | 12 | 10t | 29 | 9 | 14 | 21 | 8 | 14 | 20 | 20t | 21 | 16 |
| DAL | 17 | 19 | 22t | 19 | 5 | 24 | 29 | 21 | 14t | 15 | 16t | 11 | 15 | 16 | 26 | 16 | 14t | 29 | 20 |
| DET | 18 | 23 | 19 | 20 | 15 | 21 | 26 | 4 | 17 | 24 | 26 | 6 | 22 | 9 | 25 | 23 | 24 | 18 | 17 |
| GB | 15 | 17 | 21 | 29 | 6 | 11 | 7 | 5 | 8 | 9 | 14 | 1 | 29 | 2 | 19 | 12 | 20t | 11 | 19 |
| MIN | 13 | 14 | 17 | 21 | 12 | 12 | 17 | 9 | 16 | 5 | 16t | 5 | 26 | 6t | 13 | 5 | 27 | 9 | 21 |
| NO | 31 | 32 | 31 | 32 | 31 | 32 | 27 | 27 | 32 | 22 | 31 | 16 | 27 | 10 | 4 | 32 | 10t | 22 | 18 |
| NYG | 32 | 31 | 24 | 24 | 32 | 29 | 16 | 30 | 31 | 32 | 23 | 23 | 5 | 25 | 8 | 30 | 25 | 16 | 29 |
| PHI | 30 | 21 | 32 | 28 | 28 | 15 | 15 | 25 | 30 | 26 | 27t | 3 | 7 | 20 | 11 | 28 | 32 | 20 | 26 |
| STL | 23 | 12 | 20 | 13 | 23 | 13 | 20 | 11 | 18 | 6 | 3 | 13 | 11 | 13 | 7 | 13 | 29 | 19 | 31 |
| SF | 29 | 27 | 29 | 12 | 27 | 30 | 28 | 29 | 28 | 16 | 20 | 8 | 25 | 22 | 21 | 18 | 2 | 31 | 32 |
| SEA | 2 | 3 | 1 | 4 | 2 | 5 | 11 | 15 | 2 | 4 | 1 | 32 | 24 | 17 | 9 | 1 | 31 | 4 | 1 |
| TB | 10 | 8 | 11 | 2 | 16 | 20 | 23 | 10 | 26t | 30 | 27t | 4 | 20 | 15 | 3 | 26 | 28 | 25t | 7 |
| WAS | 28 | 28 | 26 | 31 | 25 | 26 | 25 | 16 | 22 | 12 | 21 | 17 | 4 | 14 | 23 | 17 | 13 | 14 | 23 |

- (A) Total Yards per Game
- (B) Yards per Play
- (C) Rushing Yards per Game
- (D) Rushing Yards per Attempt
- (E) Passing Net Yards per Game
- (F) Passing Net Yards per Play
- (G) Passing, Percent Had Intercepted
- (H) Sacks per Pass Play
- (I) First Downs per Game
- (J) Third Down Efficiency
- (K) Fourth Down Efficiency
- (L) Punt Return Average
- (M) Kickoff Return Average
- (N) Gross Punting Average
- (O) Net Punting Average
- (P) Points per Game
- (Q) Field Goal Percentage
- Combined Offense/Defense Rank
- (R) Points per Game Differential
- (S) Net Yards per Game Differential

**NFL / TOTAL OFFENSE**

| Rank | Team | Total | Rushing | Passing | Total | Rushing | Passing |
|------|-----------------|-------|---------|---------|-------|---------|---------|
| 1) | Arizona | 6533 | 1917 | 4616 | 408.3 | 119.8 | 288.5 |
| 2) | New Orleans | 6461 | 1491 | 4970 | 403.8 | 93.2 | 310.6 |
| 3) | Pittsburgh | 6327 | 1724 | 4603 | 395.4 | 107.8 | 287.7 |
| 4) | Seattle | 6058 | 2268 | 3790 | 378.6 | 141.8 | 236.9 |
| 5) | Tampa Bay | 6014 | 2162 | 3852 | 375.9 | 135.1 | 240.8 |
| 6) | New England | 5991 | 1404 | 4587 | 374.4 | 87.8 | 286.7 |
| 7) | Atlanta | 5990 | 1611 | 4379 | 374.4 | 100.7 | 273.7 |
| 8) | New York Giants | 5956 | 1609 | 4347 | 372.3 | 100.6 | 271.7 |
| 9) | San Diego | 5949 | 1358 | 4591 | 371.8 | 84.9 | 286.9 |
| 10) | New York Jets | 5925 | 1868 | 4057 | 370.3 | 116.8 | 253.6 |
| 11) | Carolina | 5871 | 2282 | 3589 | 366.9 | 142.6 | 224.3 |
| 12) | Philadelphia | 5830 | 1743 | 4087 | 364.4 | 108.9 | 255.4 |
| 13) | Buffalo | 5775 | 2432 | 3343 | 360.9 | 152.0 | 208.9 |
| 14) | Baltimore | 5749 | 1478 | 4271 | 359.3 | 92.4 | 266.9 |
| 15) | Cincinnati | 5728 | 1805 | 3923 | 358.0 | 112.8 | 245.2 |
| 16) | Denver | 5688 | 1718 | 3970 | 355.5 | 107.4 | 248.1 |
| 17) | Washington | 5661 | 1566 | 4095 | 353.8 | 97.9 | 255.9 |
| 18) | Jacksonville | 5581 | 1473 | 4108 | 348.8 | 92.1 | 256.8 |
| 19) | Houston | 5564 | 1731 | 3833 | 347.8 | 108.2 | 239.6 |
| 20) | Detroit | 5547 | 1335 | 4212 | 346.7 | 83.4 | 263.3 |
| 21) | Chicago | 5514 | 1851 | 3663 | 344.6 | 115.7 | 228.9 |
| 22) | Dallas | 5361 | 1890 | 3471 | 335.1 | 118.1 | 216.9 |
| 23) | Green Bay | 5353 | 1850 | 3503 | 334.6 | 115.6 | 218.9 |
| 24) | Oakland | 5336 | 1457 | 3879 | 333.5 | 91.1 | 242.4 |
| 25) | Cleveland | 5311 | 1529 | 3782 | 331.9 | 95.6 | 236.4 |
| 26) | Miami | 5307 | 1496 | 3811 | 331.7 | 93.5 | 238.2 |
| 27) | Kansas City | 5299 | 2044 | 3255 | 331.2 | 127.8 | 203.4 |
| 28) | Indianapolis | 5142 | 1438 | 3704 | 321.4 | 89.9 | 231.5 |
| 29) | Minnesota | 5139 | 2211 | 2928 | 321.2 | 138.2 | 183.0 |
| 30) | Tennessee | 4988 | 1485 | 3503 | 311.8 | 92.8 | 218.9 |
| 31) | San Francisco | 4860 | 1544 | 3316 | 303.8 | 96.5 | 207.3 |
| 32) | St. Louis | 4761 | 1956 | 2805 | 297.6 | 122.3 | 175.3 |

NFL / TOTAL DEFENSE

| Rank | Team | Total | Rushing | Passing | Total | Rushing | Passing |
|------|-----------------|-------|---------|---------|-------|---------|---------|
| 1) | Denver | 4530 | 1337 | 3193 | 283.1 | 83.6 | 199.6 |
| 2) | Seattle | 4668 | 1304 | 3364 | 291.8 | 81.5 | 210.3 |
| 3) | Houston | 4963 | 1597 | 3366 | 310.2 | 99.8 | 210.4 |
| 4) | New York Jets | 5098 | 1335 | 3763 | 318.6 | 83.4 | 235.2 |
| 5) | Arizona | 5147 | 1460 | 3687 | 321.7 | 91.3 | 230.4 |
| 6) | Carolina | 5167 | 1415 | 3752 | 322.9 | 88.4 | 234.5 |
| 7) | Kansas City | 5269 | 1571 | 3698 | 329.3 | 98.2 | 231.1 |
| 8) | Baltimore | 5398 | 1661 | 3737 | 337.4 | 103.8 | 233.6 |
| 9) | New England | 5431 | 1580 | 3851 | 339.4 | 98.8 | 240.7 |
| 10) | Tampa Bay | 5446 | 1606 | 3840 | 340.4 | 100.4 | 240.0 |
| 11) | Cincinnati | 5453 | 1477 | 3976 | 340.8 | 92.3 | 248.5 |
| 12) | Tennessee | 5475 | 1797 | 3678 | 342.2 | 112.3 | 229.9 |
| 13) | Minnesota | 5507 | 1748 | 3759 | 344.2 | 109.3 | 234.9 |
| 14) | Chicago | 5527 | 1934 | 3593 | 345.4 | 120.9 | 224.6 |
| 15) | Green Bay | 5547 | 1905 | 3642 | 346.7 | 119.1 | 227.6 |
| 16) | Atlanta | 5562 | 1680 | 3882 | 347.6 | 105.0 | 242.6 |
| 17) | Dallas | 5570 | 1934 | 3636 | 348.1 | 120.9 | 227.3 |
| 18) | Detroit | 5594 | 1805 | 3789 | 349.6 | 112.8 | 236.8 |
| 19) | Buffalo | 5702 | 1730 | 3972 | 356.4 | 108.1 | 248.3 |
| 20) | San Diego | 5791 | 2005 | 3786 | 361.9 | 125.3 | 236.6 |
| 21) | Pittsburgh | 5809 | 1459 | 4350 | 363.1 | 91.2 | 271.9 |
| 22) | Oakland | 5818 | 1678 | 4140 | 363.6 | 104.9 | 258.8 |
| 23) | St. Louis | 5885 | 1820 | 4065 | 367.8 | 113.8 | 254.1 |
| 24) | Jacksonville | 6000 | 1709 | 4291 | 375.0 | 106.8 | 268.2 |
| 25) | Miami | 6019 | 2019 | 4000 | 376.2 | 126.2 | 250.0 |
| 26) | Indianapolis | 6066 | 1952 | 4114 | 379.1 | 122.0 | 257.1 |
| 27) | Cleveland | 6067 | 2055 | 4012 | 379.2 | 128.4 | 250.8 |
| 28) | Washington | 6090 | 1962 | 4128 | 380.6 | 122.6 | 258.0 |
| 29) | San Francisco | 6199 | 2020 | 4179 | 387.4 | 126.3 | 261.2 |
| 30) | Philadelphia | 6426 | 2153 | 4273 | 401.6 | 134.6 | 267.1 |
| 31) | New Orleans | 6620 | 2076 | 4544 | 413.8 | 129.8 | 284.0 |
| 32) | New York Giants | 6725 | 1942 | 4783 | 420.3 | 121.4 | 298.9 |

**NFL / TAKE-AWAYS, GIVE-AWAYS**

| Rank | Team | TAKE-AWAYS | | | GIVE-AWAYS | | | Net Diff |
|------|-----------------|------------|------------|------------|------------|------------|------------|------------|
| | | Int | Fum | Total | Int | Fum | Total | |
| 1) | Carolina | 24 | 15 | 39 | 10 | 9 | 19 | = +20 |
| 2) | Kansas City | 22 | 7 | 29 | 7 | 8 | 15 | = +14 |
| 3) | Cincinnati | 21 | 7 | 28 | 9 | 8 | 17 | = +11 |
| 4) | Arizona | 19 | 14 | 33 | 13 | 11 | 24 | = +9 |
| 5t) | New England | 12 | 9 | 21 | 7 | 7 | 14 | = +7 |
| 5t) | New York Giants | 15 | 13 | 28 | 14 | 7 | 21 | = +7 |
| 5t) | Seattle | 14 | 9 | 23 | 8 | 8 | 16 | = +7 |
| 8t) | Buffalo | 17 | 8 | 25 | 9 | 10 | 19 | = +6 |
| 8t) | New York Jets | 18 | 12 | 30 | 16 | 8 | 24 | = +6 |
| 10t) | Houston | 14 | 11 | 25 | 12 | 8 | 20 | = +5 |
| 10t) | Green Bay | 16 | 6 | 22 | 8 | 9 | 17 | = +5 |
| 10t) | Minnesota | 13 | 9 | 22 | 9 | 8 | 17 | = +5 |
| 10t) | St. Louis | 13 | 13 | 26 | 11 | 10 | 21 | = +5 |
| 10t) | Washington | 11 | 16 | 27 | 11 | 11 | 22 | = +5 |
| 15) | New Orleans | 9 | 14 | 23 | 12 | 8 | 20 | = +3 |
| 16) | Pittsburgh | 17 | 13 | 30 | 21 | 7 | 28 | = +2 |
| 17) | Oakland | 14 | 11 | 25 | 14 | 10 | 24 | = +1 |
| 18) | Miami | 13 | 3 | 16 | 12 | 7 | 19 | = -3 |
| 19t) | Denver | 14 | 13 | 27 | 23 | 8 | 31 | = -4 |
| 19t) | San Diego | 11 | 9 | 20 | 13 | 11 | 24 | = -4 |
| 19t) | Chicago | 8 | 9 | 17 | 12 | 9 | 21 | = -4 |
| 22t) | Indianapolis | 17 | 8 | 25 | 19 | 11 | 30 | = -5 |
| 22t) | Philadelphia | 15 | 11 | 26 | 18 | 13 | 31 | = -5 |
| 22t) | San Francisco | 9 | 3 | 12 | 12 | 5 | 17 | = -5 |
| 22t) | Tampa Bay | 11 | 12 | 23 | 15 | 13 | 28 | = -5 |
| 26) | Detroit | 9 | 9 | 18 | 14 | 10 | 24 | = -6 |
| 27) | Atlanta | 15 | 8 | 23 | 17 | 14 | 31 | = -8 |
| 28) | Cleveland | 11 | 10 | 21 | 12 | 18 | 30 | = -9 |
| 29) | Jacksonville | 9 | 9 | 18 | 18 | 10 | 28 | = -10 |
| 30t) | Baltimore | 6 | 8 | 14 | 21 | 7 | 28 | = -14 |
| 30t) | Tennessee | 11 | 8 | 19 | 17 | 16 | 33 | = -14 |
| 32) | Dallas | 8 | 3 | 11 | 22 | 11 | 33 | = -22 |
| | Totals | 436 | 310 | 746 | 436 | 310 | 746 | = 0 |

NFL / TEAM/OFFENSE INSIDE THE 20

| Rank | Team | Poss | Pts | TD | TD% | FG | Score | Score% |
|------|-----------------|------|-----|----|------|----|-------|--------|
| 1) | Detroit | 49 | 262 | 34 | 69.4 | 10 | 44 | 89.8 |
| 2) | Carolina | 63 | 346 | 43 | 68.3 | 16 | 59 | 93.7 |
| 3) | New York Jets | 53 | 285 | 35 | 66.0 | 14 | 49 | 92.5 |
| 4) | New England | 61 | 334 | 40 | 65.6 | 18 | 58 | 95.1 |
| 5) | Cincinnati | 58 | 302 | 38 | 65.5 | 12 | 50 | 86.2 |
| 6) | Tennessee | 40 | 199 | 26 | 65.0 | 6 | 32 | 80.0 |
| 7) | San Diego | 44 | 228 | 28 | 63.6 | 11 | 39 | 88.6 |
| 8) | Washington | 49 | 256 | 30 | 61.2 | 15 | 45 | 91.8 |
| 9) | Oakland | 41 | 209 | 25 | 61.0 | 12 | 37 | 90.2 |
| 10) | Pittsburgh | 56 | 301 | 34 | 60.7 | 19 | 53 | 94.6 |
| 11) | Arizona | 63 | 327 | 38 | 60.3 | 22 | 60 | 95.2 |
| 12) | New Orleans | 58 | 277 | 35 | 60.3 | 12 | 47 | 81.0 |
| 13) | Houston | 45 | 216 | 26 | 57.8 | 12 | 38 | 84.4 |
| 14) | Kansas City | 54 | 265 | 31 | 57.4 | 17 | 48 | 88.9 |
| 15) | Philadelphia | 43 | 203 | 24 | 55.8 | 12 | 36 | 83.7 |
| 16) | Seattle | 49 | 243 | 27 | 55.1 | 19 | 46 | 93.9 |
| 17) | Atlanta | 53 | 247 | 29 | 54.7 | 15 | 44 | 83.0 |
| 18) | Green Bay | 52 | 241 | 28 | 53.8 | 15 | 43 | 82.7 |
| 19) | Jacksonville | 54 | 246 | 29 | 53.7 | 17 | 46 | 85.2 |
| 20) | Miami | 43 | 190 | 23 | 53.5 | 10 | 33 | 76.7 |
| 21) | Indianapolis | 49 | 219 | 26 | 53.1 | 13 | 39 | 79.6 |
| 22) | Tampa Bay | 51 | 237 | 27 | 52.9 | 17 | 44 | 86.3 |
| 23) | St. Louis | 36 | 165 | 19 | 52.8 | 11 | 30 | 83.3 |
| 24t) | Buffalo | 38 | 163 | 19 | 50.0 | 12 | 31 | 81.6 |
| 24t) | Minnesota | 44 | 213 | 22 | 50.0 | 20 | 42 | 95.5 |
| 26) | Baltimore | 47 | 217 | 23 | 48.9 | 19 | 42 | 89.4 |
| 27) | Chicago | 50 | 220 | 24 | 48.0 | 18 | 42 | 84.0 |
| 28) | Denver | 44 | 202 | 21 | 47.7 | 19 | 40 | 90.9 |
| 29t) | Dallas | 45 | 201 | 20 | 44.4 | 20 | 40 | 88.9 |
| 29t) | New York Giants | 54 | 231 | 24 | 44.4 | 21 | 45 | 83.3 |
| 31) | San Francisco | 39 | 170 | 17 | 43.6 | 17 | 34 | 87.2 |
| 32) | Cleveland | 47 | 193 | 18 | 38.3 | 23 | 41 | 87.2 |



NFL / OPPONENTS/DEFENSE INSIDE THE 20

| Rank | Team | Poss | Pts | TD | TD% | FG | Score | Score% |
|------|-----------------|------|-----|----|------|----|-------|--------|
| 1) | New York Jets | 40 | 142 | 14 | 35.0 | 15 | 29 | 72.5 |
| 2) | St. Louis | 48 | 222 | 20 | 41.7 | 27 | 47 | 97.9 |
| 3) | Seattle | 38 | 166 | 16 | 42.1 | 18 | 34 | 89.5 |
| 4) | Minnesota | 43 | 179 | 19 | 44.2 | 16 | 35 | 81.4 |
| 5) | Cincinnati | 38 | 170 | 18 | 47.4 | 15 | 33 | 86.8 |
| 6) | Pittsburgh | 57 | 237 | 28 | 49.1 | 15 | 43 | 75.4 |
| 7) | San Diego | 46 | 221 | 23 | 50.0 | 20 | 43 | 93.5 |
| 8) | Dallas | 49 | 221 | 25 | 51.0 | 16 | 41 | 83.7 |
| 9) | Oakland | 58 | 279 | 30 | 51.7 | 23 | 53 | 91.4 |
| 10) | Carolina | 40 | 175 | 21 | 52.5 | 10 | 31 | 77.5 |
| 11) | Baltimore | 47 | 219 | 25 | 53.2 | 16 | 41 | 87.2 |
| 12) | New York Giants | 52 | 250 | 28 | 53.8 | 18 | 46 | 88.5 |
| 13) | Washington | 49 | 233 | 27 | 55.1 | 15 | 42 | 85.7 |
| 14) | Arizona | 47 | 222 | 26 | 55.3 | 14 | 40 | 85.1 |
| 15) | Houston | 39 | 179 | 22 | 56.4 | 9 | 31 | 79.5 |
| 16t) | Green Bay | 49 | 236 | 28 | 57.1 | 14 | 42 | 85.7 |
| 16t) | New England | 42 | 207 | 24 | 57.1 | 14 | 38 | 90.5 |
| 18) | Cleveland | 62 | 316 | 36 | 58.1 | 21 | 57 | 91.9 |
| 19) | San Francisco | 54 | 280 | 32 | 59.3 | 19 | 51 | 94.4 |
| 20) | Denver | 37 | 174 | 22 | 59.5 | 8 | 30 | 81.1 |
| 21t) | Buffalo | 45 | 219 | 27 | 60.0 | 10 | 37 | 82.2 |
| 21t) | Chicago | 45 | 230 | 27 | 60.0 | 14 | 41 | 91.1 |
| 21t) | Kansas City | 40 | 197 | 24 | 60.0 | 11 | 35 | 87.5 |
| 21t) | Miami | 50 | 246 | 30 | 60.0 | 13 | 43 | 86.0 |
| 25) | Jacksonville | 57 | 298 | 35 | 61.4 | 18 | 53 | 93.0 |
| 26t) | Atlanta | 53 | 265 | 33 | 62.3 | 12 | 45 | 84.9 |
| 26t) | Indianapolis | 53 | 270 | 33 | 62.3 | 14 | 47 | 88.7 |
| 26t) | Tennessee | 53 | 276 | 33 | 62.3 | 16 | 49 | 92.5 |
| 29) | Detroit | 59 | 301 | 37 | 62.7 | 15 | 52 | 88.1 |
| 30) | Tampa Bay | 56 | 306 | 36 | 64.3 | 19 | 55 | 98.2 |
| 31) | Philadelphia | 61 | 328 | 40 | 65.6 | 16 | 56 | 91.8 |
| 32) | New Orleans | 65 | 344 | 44 | 67.7 | 13 | 57 | 87.7 |

NFL / OFFENSE/TEAMS: FIRST DOWNS, THIRD DOWNS, FOURTH DOWNS

| Rank | Team | FIRST DOWNS | | | | THIRD DOWNS | | | FOURTH DOWNS | | |
|------|-----------------|--------------|-------------|-------------|-------------|-------------|-------------|-------------|--------------|------------|-------------|
| | | Total | Rush | Pass | Pen | Made | Att | Pct | Made | Att | Pct |
| 1) | New Orleans | 381 | 98 | 247 | 36 | 104 | 218 | 47.7 | 10 | 16 | 62.5 |
| 2) | Arizona | 373 | 92 | 237 | 44 | 93 | 198 | 47.0 | 4 | 9 | 44.4 |
| 3) | Atlanta | 359 | 95 | 230 | 34 | 107 | 227 | 47.1 | 10 | 19 | 52.6 |
| 4) | Carolina | 357 | 136 | 197 | 24 | 86 | 203 | 42.4 | 6 | 10 | 60.0 |
| 5) | New England | 347 | 87 | 229 | 31 | 88 | 215 | 40.9 | 9 | 15 | 60.0 |
| 6) | San Diego | 344 | 79 | 230 | 35 | 97 | 231 | 42.0 | 5 | 15 | 33.3 |
| 7) | Philadelphia | 339 | 110 | 193 | 36 | 91 | 230 | 39.6 | 8 | 16 | 50.0 |
| 8) | Detroit | 337 | 71 | 236 | 30 | 75 | 203 | 36.9 | 7 | 14 | 50.0 |
| 9) | Tampa Bay | 336 | 99 | 201 | 36 | 84 | 202 | 41.6 | 7 | 13 | 53.8 |
| 10t) | Houston | 335 | 90 | 210 | 35 | 96 | 249 | 38.6 | 6 | 19 | 31.6 |
| 10t) | Seattle | 335 | 128 | 190 | 17 | 99 | 213 | 46.5 | 8 | 9 | 88.9 |
| 12t) | Pittsburgh | 331 | 91 | 207 | 33 | 75 | 193 | 38.9 | 4 | 12 | 33.3 |
| 12t) | New York Giants | 331 | 77 | 208 | 46 | 82 | 217 | 37.8 | 9 | 16 | 56.3 |
| 14) | New York Jets | 329 | 99 | 210 | 20 | 93 | 229 | 40.6 | 6 | 14 | 42.9 |
| 15) | Cincinnati | 324 | 99 | 191 | 34 | 81 | 201 | 40.3 | 7 | 12 | 58.3 |
| 16) | Baltimore | 323 | 89 | 211 | 23 | 85 | 226 | 37.6 | 12 | 24 | 50.0 |
| 17t) | Green Bay | 317 | 100 | 173 | 44 | 70 | 208 | 33.7 | 11 | 21 | 52.4 |
| 17t) | Washington | 317 | 81 | 208 | 28 | 94 | 216 | 43.5 | 7 | 12 | 58.3 |
| 19) | Denver | 314 | 85 | 201 | 28 | 79 | 224 | 35.3 | 7 | 14 | 50.0 |
| 20) | Jacksonville | 313 | 69 | 215 | 29 | 72 | 205 | 35.1 | 8 | 15 | 53.3 |
| 21) | Chicago | 312 | 108 | 177 | 27 | 93 | 219 | 42.5 | 6 | 10 | 60.0 |
| 22) | Indianapolis | 311 | 77 | 195 | 39 | 94 | 235 | 40.0 | 7 | 13 | 53.8 |
| 23t) | Cleveland | 307 | 81 | 192 | 34 | 95 | 227 | 41.9 | 10 | 24 | 41.7 |
| 23t) | Dallas | 307 | 94 | 175 | 38 | 66 | 191 | 34.6 | 8 | 16 | 50.0 |
| 25) | Kansas City | 303 | 116 | 155 | 32 | 76 | 199 | 38.2 | 6 | 9 | 66.7 |
| 26) | Oakland | 300 | 74 | 193 | 33 | 86 | 220 | 39.1 | 5 | 13 | 38.5 |
| 27) | Tennessee | 298 | 66 | 195 | 37 | 64 | 201 | 31.8 | 7 | 15 | 46.7 |
| 28t) | Buffalo | 297 | 122 | 155 | 20 | 86 | 227 | 37.9 | 7 | 16 | 43.8 |
| 28t) | Minnesota | 297 | 113 | 153 | 31 | 76 | 199 | 38.2 | 5 | 11 | 45.5 |
| 30) | Miami | 291 | 72 | 194 | 25 | 63 | 205 | 30.7 | 8 | 22 | 36.4 |
| 31) | San Francisco | 261 | 83 | 154 | 24 | 65 | 213 | 30.5 | 9 | 19 | 47.4 |
| 32) | St. Louis | 241 | 92 | 126 | 23 | 52 | 201 | 25.9 | 4 | 13 | 30.8 |
| | Totals | 10267 | 2973 | 6288 | 1006 | 2667 | 6845 | 39.0 | 233 | 476 | 48.9 |



NFL / DEFENSE/OPPONENTS: FIRST DOWNS, THIRD DOWNS, FOURTH DOWNS

| Rank | Team | FIRST DOWNS | | | | THIRD DOWNS | | | FOURTH DOWNS | | |
|------|-----------------|--------------|-------------|-------------|-------------|-------------|-------------|-------------|--------------|------------|-------------|
| | | Total | Rush | Pass | Pen | Made | Att | Pct | Made | Att | Pct |
| 1) | New York Jets | 271 | 62 | 185 | 24 | 77 | 232 | 33.2 | 13 | 23 | 56.5 |
| 2) | Seattle | 273 | 71 | 175 | 27 | 67 | 195 | 34.4 | 1 | 7 | 14.3 |
| 3) | Houston | 281 | 79 | 173 | 29 | 61 | 214 | 28.5 | 7 | 12 | 58.3 |
| 4) | Arizona | 284 | 79 | 177 | 28 | 75 | 210 | 35.7 | 8 | 17 | 47.1 |
| 5) | Denver | 289 | 81 | 162 | 46 | 80 | 227 | 35.2 | 5 | 14 | 35.7 |
| 6) | Carolina | 298 | 74 | 198 | 26 | 86 | 227 | 37.9 | 15 | 26 | 57.7 |
| 7) | San Diego | 299 | 101 | 170 | 28 | 74 | 195 | 37.9 | 7 | 8 | 87.5 |
| 8) | Green Bay | 300 | 96 | 183 | 21 | 79 | 220 | 35.9 | 10 | 21 | 47.6 |
| 9) | New England | 303 | 77 | 204 | 22 | 84 | 225 | 37.3 | 8 | 18 | 44.4 |
| 10t) | Cincinnati | 307 | 74 | 202 | 31 | 86 | 218 | 39.4 | 9 | 20 | 45.0 |
| 10t) | Chicago | 307 | 103 | 182 | 22 | 89 | 201 | 44.3 | 5 | 12 | 41.7 |
| 12) | Baltimore | 311 | 80 | 189 | 42 | 86 | 216 | 39.8 | 4 | 9 | 44.4 |
| 13) | Kansas City | 313 | 86 | 193 | 34 | 72 | 217 | 33.2 | 13 | 27 | 48.1 |
| 14t) | Tennessee | 317 | 101 | 192 | 24 | 92 | 216 | 42.6 | 4 | 12 | 33.3 |
| 14t) | Dallas | 317 | 113 | 172 | 32 | 81 | 208 | 38.9 | 5 | 10 | 50.0 |
| 16) | Minnesota | 318 | 94 | 189 | 35 | 71 | 206 | 34.5 | 11 | 22 | 50.0 |
| 17) | Detroit | 319 | 96 | 191 | 32 | 82 | 200 | 41.0 | 5 | 8 | 62.5 |
| 18) | St. Louis | 320 | 98 | 192 | 30 | 78 | 225 | 34.7 | 4 | 15 | 26.7 |
| 19t) | Buffalo | 321 | 87 | 197 | 37 | 85 | 210 | 40.5 | 3 | 13 | 23.1 |
| 19t) | Cleveland | 321 | 104 | 186 | 31 | 81 | 203 | 39.9 | 10 | 15 | 66.7 |
| 21) | Pittsburgh | 327 | 71 | 231 | 25 | 90 | 225 | 40.0 | 7 | 24 | 29.2 |
| 22) | Washington | 329 | 103 | 202 | 24 | 78 | 207 | 37.7 | 11 | 20 | 55.0 |
| 23) | Indianapolis | 331 | 89 | 210 | 32 | 89 | 227 | 39.2 | 10 | 14 | 71.4 |
| 24) | Atlanta | 335 | 107 | 197 | 31 | 82 | 191 | 42.9 | 5 | 15 | 33.3 |
| 25) | Oakland | 344 | 94 | 206 | 44 | 84 | 224 | 37.5 | 9 | 17 | 52.9 |
| 26t) | Miami | 351 | 112 | 203 | 36 | 96 | 221 | 43.4 | 4 | 12 | 33.3 |
| 26t) | Tampa Bay | 351 | 104 | 208 | 39 | 97 | 211 | 46.0 | 4 | 6 | 66.7 |
| 28) | San Francisco | 356 | 128 | 199 | 29 | 82 | 210 | 39.0 | 6 | 11 | 54.5 |
| 29) | Jacksonville | 362 | 102 | 222 | 38 | 105 | 227 | 46.3 | 6 | 12 | 50.0 |
| 30) | Philadelphia | 365 | 100 | 239 | 26 | 99 | 231 | 42.9 | 6 | 9 | 66.7 |
| 31) | New York Giants | 367 | 104 | 236 | 27 | 108 | 230 | 47.0 | 8 | 14 | 57.1 |
| 32) | New Orleans | 380 | 103 | 223 | 54 | 71 | 176 | 40.3 | 10 | 13 | 76.9 |
| | Totals | 10267 | 2973 | 6288 | 1006 | 2667 | 6845 | 39.0 | 233 | 476 | 48.9 |

NFL / FIRST-DOWN PLAYS BY TEAMS

| Rank | Team | Yds/Play | Plays | Yards |
|------|-----------------|-------------|--------------|--------------|
| 1) | Tampa Bay | 6.24 | 468 | 2918 |
| 2) | Arizona | 6.04 | 490 | 2960 |
| 3) | Jacksonville | 6.00 | 461 | 2766 |
| 4) | Dallas | 5.92 | 445 | 2634 |
| 5) | St. Louis | 5.84 | 405 | 2366 |
| 6) | Atlanta | 5.81 | 483 | 2805 |
| 7) | Pittsburgh | 5.78 | 467 | 2697 |
| 8) | Buffalo | 5.75 | 435 | 2503 |
| 9) | Kansas City | 5.66 | 427 | 2417 |
| 10) | Seattle | 5.66 | 460 | 2603 |
| 11) | Denver | 5.58 | 469 | 2619 |
| 12) | Washington | 5.56 | 445 | 2476 |
| 13) | New England | 5.54 | 471 | 2608 |
| 14) | Philadelphia | 5.48 | 493 | 2704 |
| 15) | Miami | 5.48 | 432 | 2368 |
| 16) | Detroit | 5.47 | 471 | 2575 |
| 17) | Baltimore | 5.46 | 475 | 2592 |
| 18) | Tennessee | 5.45 | 442 | 2410 |
| 19) | Cincinnati | 5.44 | 450 | 2448 |
| 20) | Carolina | 5.40 | 492 | 2657 |
| 21) | New York Jets | 5.36 | 477 | 2559 |
| 22) | Houston | 5.33 | 490 | 2611 |
| 23) | New York Giants | 5.32 | 463 | 2461 |
| 24) | Oakland | 5.22 | 444 | 2319 |
| 25) | San Diego | 5.05 | 476 | 2402 |
| 26) | Chicago | 5.03 | 449 | 2259 |
| 27) | New Orleans | 4.99 | 498 | 2483 |
| 28) | Indianapolis | 4.92 | 456 | 2243 |
| 29) | Minnesota | 4.90 | 431 | 2113 |
| 30) | Cleveland | 4.86 | 444 | 2159 |
| 31) | Green Bay | 4.53 | 462 | 2093 |
| 32) | San Francisco | 4.51 | 415 | 1871 |
| | TOTAL | 5.43 | 14686 | 79699 |

**NFL / FIRST-DOWN PLAYS BY OPPONENTS**

| Rank | Team | Yds/Play | Plays | Yards |
|------|-----------------|-------------|--------------|--------------|
| 1) | Carolina | 3.92 | 450 | 1763 |
| 2) | Denver | 4.25 | 442 | 1879 |
| 3) | St. Louis | 4.90 | 484 | 2373 |
| 4) | Jacksonville | 5.02 | 494 | 2482 |
| 5) | New York Jets | 5.04 | 429 | 2164 |
| 6) | Seattle | 5.06 | 418 | 2115 |
| 7) | New England | 5.08 | 456 | 2315 |
| 8) | Detroit | 5.08 | 449 | 2280 |
| 9) | Kansas City | 5.09 | 450 | 2290 |
| 10) | Tampa Bay | 5.10 | 475 | 2421 |
| 11) | Cincinnati | 5.19 | 449 | 2330 |
| 12) | Chicago | 5.25 | 434 | 2277 |
| 13) | Philadelphia | 5.25 | 515 | 2705 |
| 14) | Baltimore | 5.27 | 441 | 2323 |
| 15) | Arizona | 5.35 | 434 | 2322 |
| 16) | Indianapolis | 5.45 | 472 | 2573 |
| 17) | Green Bay | 5.47 | 446 | 2439 |
| 18) | Dallas | 5.52 | 448 | 2475 |
| 19) | Atlanta | 5.53 | 459 | 2537 |
| 20) | Houston | 5.55 | 435 | 2414 |
| 21) | Oakland | 5.59 | 478 | 2673 |
| 22) | Buffalo | 5.60 | 459 | 2569 |
| 23) | Tennessee | 5.62 | 448 | 2516 |
| 24) | Minnesota | 5.71 | 451 | 2577 |
| 25) | Pittsburgh | 5.79 | 470 | 2723 |
| 26) | San Diego | 5.85 | 437 | 2556 |
| 27) | Cleveland | 5.91 | 442 | 2614 |
| 28) | San Francisco | 5.92 | 493 | 2918 |
| 29) | Miami | 6.03 | 487 | 2935 |
| 30) | New York Giants | 6.21 | 502 | 3118 |
| 31) | Washington | 6.38 | 453 | 2890 |
| 32) | New Orleans | 6.45 | 486 | 3133 |
| | TOTAL | 5.43 | 14686 | 79699 |

NFL / KICKOFFS (Receiving Team)

| Rank | Team | TotKO | AdjKO | TB | TB% | EZ | EZ% | OB | I20 | Avg.Start |
|------|-----------------|-------------|-------------|-------------|--------------|------------|-------------|-----------|------------|-------------|
| 1) | Minnesota | 74 | 67 | 26 | 38.8 | 53 | 71.6 | 1 | 11 | 25.0 |
| 2) | Seattle | 68 | 67 | 34 | 50.7 | 51 | 75.0 | 0 | 10 | 23.6 |
| 3) | Oakland | 94 | 86 | 36 | 41.9 | 68 | 72.3 | 2 | 12 | 23.1 |
| 4) | Washington | 83 | 78 | 39 | 50.0 | 66 | 79.5 | 0 | 16 | 23.0 |
| 5) | Green Bay | 75 | 73 | 37 | 50.7 | 57 | 76.0 | 0 | 14 | 23.0 |
| 6) | Baltimore | 88 | 87 | 53 | 60.9 | 71 | 80.7 | 1 | 6 | 22.9 |
| 7) | New York Giants | 96 | 91 | 56 | 61.5 | 81 | 84.4 | 1 | 7 | 22.7 |
| 8) | Dallas | 83 | 81 | 53 | 65.4 | 70 | 84.3 | 1 | 6 | 22.5 |
| 9) | Kansas City | 68 | 62 | 28 | 45.2 | 51 | 75.0 | 1 | 12 | 22.5 |
| 10) | Detroit | 88 | 86 | 42 | 48.8 | 79 | 89.8 | 0 | 14 | 22.4 |
| 11) | Indianapolis | 89 | 86 | 45 | 52.3 | 79 | 88.8 | 1 | 13 | 22.3 |
| 12) | Chicago | 80 | 78 | 46 | 59.0 | 72 | 90.0 | 0 | 12 | 22.2 |
| 13) | New York Jets | 78 | 72 | 36 | 50.0 | 56 | 71.8 | 2 | 11 | 22.1 |
| 14) | Cincinnati | 68 | 63 | 30 | 47.6 | 48 | 70.6 | 1 | 14 | 21.7 |
| 15) | Atlanta | 75 | 74 | 48 | 64.9 | 66 | 88.0 | 0 | 8 | 21.4 |
| 16) | Philadelphia | 93 | 90 | 63 | 70.0 | 76 | 81.7 | 1 | 11 | 21.4 |
| 17) | Arizona | 76 | 73 | 40 | 54.8 | 65 | 85.5 | 0 | 16 | 21.4 |
| 18) | St. Louis | 81 | 77 | 43 | 55.8 | 69 | 85.2 | 1 | 19 | 21.3 |
| 19) | Carolina | 70 | 67 | 46 | 68.7 | 55 | 78.6 | 1 | 4 | 21.3 |
| 20) | New England | 75 | 70 | 46 | 65.7 | 59 | 78.7 | 1 | 9 | 21.1 |
| 21) | San Francisco | 87 | 86 | 45 | 52.3 | 74 | 85.1 | 0 | 18 | 21.1 |
| 22) | Denver | 74 | 72 | 45 | 62.5 | 62 | 83.8 | 0 | 11 | 21.0 |
| 23) | Buffalo | 81 | 79 | 38 | 48.1 | 59 | 72.8 | 0 | 13 | 20.9 |
| 24) | Pittsburgh | 76 | 74 | 46 | 62.2 | 69 | 90.8 | 0 | 12 | 20.9 |
| 25) | Jacksonville | 96 | 95 | 65 | 68.4 | 89 | 92.7 | 0 | 9 | 20.8 |
| 26) | Miami | 82 | 81 | 37 | 45.7 | 70 | 85.4 | 1 | 20 | 20.8 |
| 27) | Cleveland | 90 | 88 | 48 | 54.5 | 81 | 90.0 | 0 | 15 | 20.7 |
| 28) | Tampa Bay | 93 | 90 | 68 | 75.6 | 83 | 89.2 | 1 | 9 | 20.6 |
| 29) | New Orleans | 96 | 91 | 65 | 71.4 | 84 | 87.5 | 1 | 10 | 20.5 |
| 30) | Houston | 72 | 71 | 53 | 74.6 | 67 | 93.1 | 1 | 6 | 20.3 |
| 31) | San Diego | 87 | 82 | 55 | 67.1 | 76 | 87.4 | 2 | 14 | 19.9 |
| 32) | Tennessee | 91 | 90 | 58 | 64.4 | 87 | 95.6 | 0 | 19 | 19.7 |
| | Totals | 2627 | 2527 | 1470 | 58.22 | 193 | 86.8 | 21 | 381 | 21.6 |



Note: Average opponent drive start DOES NOT include onside kicks or kickoffs at the end of a half unless either kickoff is returned for a touchdown. All other kickoffs (returned kickoffs, fair catches, touchback and kickoffs out of bounds) are included. Kickoffs resulting in the kicking team retaining possession are not included.

ADJ KO: Adjusted kickoffs are used to compute the Avg. Team Drive Start.

I20: The number of drives that start inside (not including) the 20 yd line.

NFL / KICKOFFS (Kicking Team)

| Rank | Team | TotKO | AdjKO | TB | TB% | EZ | EZ% | OB | I20 | Avg.Start |
|------|-----------------|-------------|-------------|-------------|--------------|------------|-------------|-----------|------------|-------------|
| 1) | Buffalo | 84 | 79 | 42 | 53.2 | 67 | 79.8 | 1 | 19 | 19.9 |
| 2) | New England | 101 | 97 | 69 | 71.1 | 89 | 88.1 | 1 | 16 | 20.0 |
| 3) | Cincinnati | 89 | 88 | 42 | 47.7 | 76 | 85.4 | 0 | 23 | 20.2 |
| 4) | Baltimore | 74 | 73 | 63 | 86.3 | 70 | 94.6 | 0 | 5 | 20.3 |
| 5) | Indianapolis | 77 | 73 | 67 | 91.8 | 72 | 93.5 | 0 | 2 | 20.4 |
| 6) | Jacksonville | 84 | 78 | 55 | 70.5 | 72 | 85.7 | 4 | 13 | 20.4 |
| 7) | New York Jets | 86 | 84 | 34 | 40.5 | 79 | 91.9 | 1 | 21 | 20.9 |
| 8) | Washington | 85 | 80 | 53 | 66.3 | 68 | 80.0 | 1 | 11 | 20.9 |
| 9) | Denver | 82 | 79 | 55 | 69.6 | 67 | 81.7 | 0 | 6 | 21.0 |
| 10) | St. Louis | 68 | 66 | 41 | 62.1 | 58 | 85.3 | 0 | 11 | 21.1 |
| 11) | Philadelphia | 81 | 76 | 42 | 55.3 | 64 | 79.0 | 2 | 13 | 21.3 |
| 12) | Houston | 76 | 72 | 33 | 45.8 | 64 | 84.2 | 0 | 12 | 21.3 |
| 13) | Atlanta | 76 | 74 | 52 | 70.3 | 68 | 89.5 | 0 | 4 | 21.4 |
| 14) | Arizona | 99 | 98 | 50 | 51.0 | 83 | 83.8 | 0 | 17 | 21.4 |
| 15) | Detroit | 77 | 72 | 40 | 55.6 | 63 | 81.8 | 1 | 13 | 21.7 |
| 16) | Kansas City | 90 | 86 | 40 | 46.5 | 77 | 85.6 | 1 | 17 | 21.7 |
| 17) | Seattle | 92 | 89 | 47 | 52.8 | 84 | 91.3 | 1 | 20 | 21.8 |
| 18) | Cleveland | 70 | 68 | 27 | 39.7 | 48 | 68.6 | 1 | 14 | 21.8 |
| 19) | Tennessee | 66 | 64 | 43 | 67.2 | 60 | 90.9 | 1 | 3 | 21.9 |
| 20) | Miami | 72 | 68 | 44 | 64.7 | 57 | 79.2 | 1 | 5 | 22.1 |
| 21) | Tampa Bay | 82 | 79 | 44 | 55.7 | 73 | 89.0 | 0 | 13 | 22.1 |
| 22) | Carolina | 103 | 102 | 69 | 67.6 | 93 | 90.3 | 0 | 13 | 22.1 |
| 23) | Dallas | 73 | 70 | 49 | 70.0 | 63 | 86.3 | 0 | 8 | 22.2 |
| 24) | New York Giants | 93 | 89 | 37 | 41.6 | 63 | 67.7 | 1 | 17 | 22.2 |
| 25) | New Orleans | 82 | 80 | 44 | 55.0 | 70 | 85.4 | 0 | 6 | 22.3 |
| 26) | San Diego | 76 | 72 | 41 | 56.9 | 66 | 86.8 | 0 | 6 | 22.6 |
| 27) | Green Bay | 81 | 77 | 41 | 53.2 | 65 | 80.2 | 1 | 13 | 22.7 |
| 28) | Oakland | 81 | 79 | 44 | 55.7 | 61 | 75.3 | 1 | 14 | 22.7 |
| 29) | Minnesota | 87 | 86 | 47 | 54.7 | 72 | 82.8 | 0 | 11 | 22.7 |
| 30) | Pittsburgh | 94 | 90 | 38 | 42.2 | 70 | 74.5 | 1 | 15 | 22.8 |
| 31) | San Francisco | 63 | 61 | 38 | 62.3 | 50 | 79.4 | 0 | 5 | 23.0 |
| 32) | Chicago | 83 | 78 | 39 | 50.0 | 61 | 73.5 | 1 | 15 | 24.2 |
| | Totals | 2627 | 2527 | 1470 | 58.22 | 193 | 86.8 | 21 | 381 | 21.6 |

Note: Average team drive start DOES NOT include onside kicks or kickoffs at the end of a half unless either kickoff is returned for a touchdown. All other kickoffs (returned kickoffs, fair catches, touchback and kickoffs out of bounds) are included. Kickoffs resulting in the kicking team retaining possession are not included.

ADJ KO: Adjusted kickoffs are used to compute the Avg. Team Drive Start.

I20: The number of drives that start inside (not including) the 20 yd line.



NFL / SINGLE-GAME HIGHS / PLAYERS

Most Points-- 24, Woodhead, S.D. vs. Miami, 12/20, (4 td, 0 fg, 0 xp, 0 2pt)
Passing Yards-- 505, Brees, N.O. vs. NY-G, 11/1, (39-50, 505, 7 td, 2 int)
Longest Pass-- 90, Bortles, Jax at N.O., 12/27, (to Robinson, Allen, td)
Passing Touchdowns-- 7, Brees, N.O. vs. NY-G, 11/1, (39-50, 505, 7 td, 2 int)
Rushing Yards-- 235, D. Martin, T.B. at Phil., 11/22, (27-235, 0 td)
Rushing Attempts-- 31, Blue, Hou. vs. T.B., 9/27, (31-139, 1 td)
Longest Rush-- 87, Mariota, Tenn. vs. Jax , 12/6, td
Receptions-- 17, Brown, Pitt. vs. Oak., 11/8, (17-284, 0 td)
Receiving Yards-- 284, Brown, Pitt. vs. Oak., 11/8, (17-284, 0 td)
Kickoff Return Yards-- 198, Patterson, Minn. vs. Sea., 12/6, (5-198, 1 td)
Kickoff Returns-- 7, Thigpen, Buff. at K.C., 11/29, (7-164, 0 td)
Kickoff Returns-- 7, Vereen, NY-G at Minn., 12/27, (7-142, 0 td)
Longest Kickoff Return-- 108, D. Johnson, Ariz. at Chi., 9/20, td
Punt Return Yards-- 154, Benjamin, Clev. vs. Tenn., 9/20, (6-154, 0 fc, 1 td)
Punt Returns-- 8, Murphy, N.O. at Ind., 10/25, (8-44, 0 fc, 0 td)
Longest Punt Return-- 89, Sproles, Phil. at NY-J, 9/27, td
Interceptions-- 2, Alford, Atl. vs. Wash., 10/11 (OT), (2-76, 1 td)
Interceptions-- 2, Dansby, Clev. vs. Denv., 10/18 (OT), (2-41, 1 td)
Interceptions-- 2, (18 times in Non-Overtime Games)
Longest Interception Return-- 99, Jenkins, Phil. at N.E., 12/6, td
Sacks-- 5.0, Mack, Oak. at Denv., 12/13
Scrimmage Yards-- 306, Brown, Pitt. vs. Oak., 11/8, (Rush 2-22, Rec 17-284)
Longest Punt-- 79, Berry, Pitt. vs. Ariz., 10/18
Punts-- 10, Allen, N.E. at Denv., 11/29 (OT), (10-450, 45.0)
Punts-- 10, (4 times in Non-Overtime Games)
Field Goals Made-- 7, Santos, K.C. at Cin., 10/4, (7-7, 51 lg)
Longest Field Goal-- 61, Zuerlein, St.L. at Minn., 11/8 (OT)
Longest Field Goal-- 59, Prater, Det. at Chi., 1/3

300-Yard Passing Games

505, Brees, NO vs. NYG 11/01 (39-50, 7 TD)
503, Rivers, SD at GB 10/18 (43-65, 2 TD)
466, Brady, NE at BUF 09/20 (38-59, 3 TD)
457, McCown, CLE at BAL 10/11 (ot) (36-51, 2 TD)
456, Roethlisberger, PIT at SEA 11/29 (36-55, 1 TD)
441, Manning, NYG vs. SF 10/11 (41-54, 3 TD)
435, Moore, DAL vs. WAS 01/03 (33-48, 3 TD)
421, Palmer, ARI at PIT 10/18 (29-45, 1 TD)
412, Brees, NO vs. JAX 12/27 (25-36, 3 TD)
405, Stafford, DET vs. CHI 10/18 (ot) (27-42, 4 TD)
403, Rivers, SD vs. DET 09/13 (34-41, 2 TD)
397, Ryan, ATL vs. TB 11/01 (ot) (37-45, 2 TD)
390, Fitzpatrick, NYJ at NYG 12/06 (ot) (36-50, 2 TD)
387, Brees, NO vs. TEN 11/08 (ot) (28-39, 3 TD)
386, A. Smith, KC at CIN 10/04 (31-45, 0 TD)
384, Flacco, BAL at OAK 09/20 (32-45, 2 TD)
383, Dalton, CIN at BAL 09/27 (20-32, 3 TD)
381, Bortles, JAX at NYJ 11/08 (24-40, 2 TD)
380, Roethlisberger, PIT vs. DEN 12/20 (40-55, 3 TD)
380, Bradford, PHI vs. WAS 12/26 (37-56, 1 TD)
379, Roethlisberger, PIT vs. CLE 11/15 (22-33, 3 TD)
374, Palmer, ARI at CLE 11/01 (23-38, 4 TD)
372, Manziel, CLE at PIT 11/15 (33-45, 1 TD)
371, Mariota, TEN at NO 11/08 (ot) (28-39, 4 TD)
369, Roethlisberger, PIT vs. SF 09/20 (21-27, 3 TD)
369, A. Rodgers, GB at CAR 11/08 (25-48, 4 TD)
368, Bortles, JAX at NO 12/27 (27-35, 4 TD)
367, Mariota, TEN vs. IND 09/27 (27-44, 2 TD)
365, Rivers, SD vs. PIT 10/12 (35-48, 2 TD)
365, Cousins, WAS at PHI 12/26 (31-46, 4 TD)
364, Roethlisberger, PIT vs. IND 12/06 (24-39, 4 TD)
363, Winston, TB at STL 12/17 (29-50, 2 TD)
363, Ryan, ATL at NYG 09/20 (30-46, 1 TD)
363, Palmer, ARI at SEA 11/15 (29-47, 3 TD)
362, Flacco, BAL vs. CIN 09/27 (32-49, 2 TD)
361, Manning, NYG vs. NE 11/15 (24-44, 2 TD)
361, Bradford, PHI vs. ARI 12/20 (28-41, 2 TD)
359, Tannehill, MIA at JAX 09/20 (30-44, 2 TD)
359, Brees, NO vs. DAL 10/04 (ot) (33-41, 2 TD)
358, Rivers, SD vs. CLE 10/04 (23-38, 3 TD)
358, Brady, NE vs. JAX 09/27 (33-42, 2 TD)
356, Brady, NE vs. MIA 10/29 (26-38, 4 TD)
356, Romo, DAL vs. NYG 09/13 (36-45, 3 TD)
356, Palmer, ARI at STL 12/06 (26-40, 2 TD)
356, McCown, CLE at SD 10/04 (32-41, 2 TD)
355, Brady, NE vs. NYJ 10/25 (34-54, 2 TD)
355, Brees, NO at ARI 09/13 (30-48, 1 TD)
354, Gabbert, SF vs. STL 01/03 (ot) (28-44, 1 TD)
353, Cutler, CHI at DET 10/18 (ot) (26-41, 1 TD)
352, Palmer, ARI vs. STL 10/04 (29-46, 1 TD)
351, Carr, OAK vs. BAL 09/20 (30-46, 3 TD)
351, Roethlisberger, PIT at NE 09/10 (26-38, 1 TD)
351, Tannehill, MIA at NYJ 11/29 (33-58, 3 TD)
350, Tannehill, MIA vs. NE 01/03 (25-38, 2 TD)
350, Manning, NYG at NO 11/01 (30-41, 6 TD)
349, Roethlisberger, PIT at CLE 01/03 (24-36, 3 TD)
345, Wilson, SEA vs. PIT 11/29 (21-30, 5 TD)
345, Cutler, CHI at SD 11/09 (27-40, 2 TD)
343, Flacco, BAL at SF 10/18 (33-53, 2 TD)
341, McCown, CLE vs. OAK 09/27 (28-49, 2 TD)
341, Brees, NO vs. DET 12/21 (34-52, 3 TD)
340, Newton, CAR at NYG 12/20 (25-45, 5 TD)
340, Kaepernick, SF vs. BAL 10/18 (16-27, 2 TD)
340, Manning, DEN vs. GB 11/01 (21-29, 0 TD)
337, Stafford, DET vs. PHI 11/26 (27-38, 5 TD)
337, Manning, NYG at MIA 12/14 (27-31, 4 TD)
336, Bradford, PHI at ATL 09/14 (36-52, 1 TD)
336, Rivers, SD vs. OAK 10/25 (38-58, 3 TD)
335, Bridgewater, MIN at ARI 12/10 (25-36, 1 TD)
335, Brees, NO at PHI 10/11 (26-43, 2 TD)
335, Kaepernick, SF at PIT 09/20 (33-46, 2 TD)
334, Roethlisberger, PIT vs. OAK 11/08 (24-44, 2 TD)
334, Ryan, ATL vs. NO 01/03 (24-36, 2 TD)
334, Brady, NE at NYG 11/15 (26-42, 2 TD)
333, A. Rodgers, GB vs. KC 09/28 (24-35, 5 TD)
333, A. Rodgers, GB vs. DET 11/15 (35-61, 2 TD)
333, Luck, IND vs. NO 10/25 (23-44, 3 TD)
333, Bradford, PHI vs. NO 10/11 (32-45, 2 TD)
333, Carr, OAK vs. NYJ 11/01 (23-36, 4 TD)
331, Bortles, JAX vs. HOU 10/18 (30-53, 3 TD)
331, Dalton, CIN vs. SEA 10/11 (ot) (30-44, 2 TD)
331, Newton, CAR at NO 12/06 (28-41, 5 TD)
330, Carr, OAK at TEN 11/29 (24-37, 3 TD)
329, Bortles, JAX vs. SD 11/29 (30-49, 2 TD)
329, Tannehill, MIA vs. IND 12/27 (26-38, 0 TD)
325, Winston, TB at CAR 01/03 (29-47, 0 TD)
324, Manning, DEN at DET 09/27 (31-42, 2 TD)
324, Cousins, WAS vs. NO 11/15 (20-25, 4 TD)
323, Brees, NO at ATL 01/03 (32-42, 1 TD)
322, Bortles, JAX at TEN 12/06 (24-36, 5 TD)
321, Dalton, CIN vs. KC 10/04 (17-24, 1 TD)
321, Manning, NYG at WAS 11/29 (26-51, 2 TD)



320, Bradford, PHI at NYG 01/03 (30-38, 2 TD)
319, Cousins, WAS vs. BUF 12/20 (22-28, 4 TD)
319, Flacco, BAL vs. SD 11/01 (25-37, 1 TD)
318, Gabbert, SF vs. ARI 11/29 (25-36, 1 TD)
317, Palmer, ARI vs. CIN 11/22 (20-31, 4 TD)
317, Cousins, WAS vs. TB 10/25 (33-40, 3 TD)
316, Bridgewater, MIN at DET 10/25 (25-35, 2 TD)
316, Cousins, WAS at NYG 09/24 (30-49, 1 TD)
316, Flacco, BAL vs. JAX 11/15 (34-45, 3 TD)
315, Newton, CAR vs. NO 09/27 (20-31, 2 TD)
315, Dalton, CIN at ARI 11/22 (22-39, 2 TD)
315, Hasselbeck, IND vs. TB 11/29 (26-42, 2 TD)
315, Cutler, CHI vs. WAS 12/13 (19-31, 2 TD)
314, Carr, OAK at CLE 09/27 (20-32, 2 TD)
312, Brees, NO vs. ATL 10/15 (30-39, 1 TD)
312, Hoyer, HOU vs. IND 10/08 (24-31, 2 TD)
312, Brady, NE at IND 10/18 (23-37, 3 TD)
312, Luck, IND vs. NE 10/18 (30-50, 3 TD)
312, Brady, NE vs. PHI 12/06 (29-56, 3 TD)
312, Brees, NO at TB 12/13 (31-41, 2 TD)
311, Rivers, SD vs. MIA 12/20 (26-36, 3 TD)
311, Palmer, ARI vs. SF 09/27 (20-32, 2 TD)
310, McCown, NO at CAR 09/27 (31-38, 0 TD)
310, Palmer, ARI vs. MIN 12/10 (25-35, 2 TD)
308, Osweiler, DEN vs. OAK 12/13 (35-51, 0 TD)
308, Schaub, BAL at MIA 12/06 (32-46, 1 TD)
307, Tannehill, MIA at BUF 11/08 (26-35, 0 TD)
307, Palmer, ARI vs. NO 09/13 (19-32, 3 TD)
306, Ryan, ATL vs. CAR 12/27 (23-30, 1 TD)
303, Bortles, JAX at TB 10/11 (23-33, 4 TD)

100-Yard Receiving Games

284, Brown, PIT vs. OAK 11/08 (17 rec., 0 TD)
227, Green, CIN at BAL 09/27 (10 rec., 2 TD)
201, Wheaton, PIT at SEA 11/29 (9 rec., 1 TD)
196, Jo. Brown, ARI at PIT 10/18 (10 rec., 0 TD)
195, Brown, PIT vs. SF 09/20 (9 rec., 1 TD)
189, Brown, PIT vs. DEN 12/20 (16 rec., 2 TD)
187, Brown, PIT at CLE 01/03 (13 rec., 1 TD)
186, S. Smith, BAL vs. CIN 09/27 (13 rec., 2 TD)
181, Sanders, DEN at PIT 12/20 (10 rec., 1 TD)
178, Jones, ATL vs. CAR 12/27 (9 rec., 1 TD)
178, Bryant, PIT vs. CLE 11/15 (6 rec., 1 TD)
173, Te. Williams, DAL vs. WAS 01/03 (8 rec., 0 TD)
169, Hopkins, HOU vs. IND 10/08 (11 rec., 0 TD)
168, S. Watkins, BUF vs. MIA 11/08 (8 rec., 1 TD)
168, Thomas, DEN vs. GB 11/01 (8 rec., 0 TD)
166, C. Johnson, DET vs. CHI 10/18 (ot) (6 rec., 1 TD)
166, Beckham, NYG at MIA 12/14 (7 rec., 2 TD)
166, K. Allen, SD vs. DET 09/13 (15 rec., 0 TD)
165, Landry, MIA at NYJ 11/29 (13 rec., 1 TD)
164, Evans, TB at WAS 10/25 (8 rec., 1 TD)
164, Jones, ATL at DAL 09/27 (12 rec., 2 TD)
162, Jones, ATL vs. TB 11/01 (ot) (12 rec., 1 TD)
160, Maclin, KC vs. BUF 11/29 (9 rec., 1 TD)
160, Jones, ATL vs. IND 11/22 (9 rec., 0 TD)
159, Matthews, PHI vs. ARI 12/20 (8 rec., 1 TD)
158, S. Watkins, BUF at KC 11/29 (6 rec., 2 TD)
157, K. Allen, SD at GB 10/18 (14 rec., 0 TD)
157, Evans, TB at STL 12/17 (9 rec., 0 TD)
157, Hopkins, HOU at ATL 10/04 (9 rec., 0 TD)
155, A. Robinson, JAX vs. MIA 09/20 (6 rec., 2 TD)
153, A. Robinson, JAX at TEN 12/06 (10 rec., 3 TD)
153, D. Jackson, WAS vs. BUF 12/20 (6 rec., 1 TD)
152, Ertz, PHI at NYG 01/03 (9 rec., 0 TD)
151, Jeffery, CHI at SD 11/09 (10 rec., 0 TD)
151, A. Robinson, JAX at NO 12/27 (6 rec., 1 TD)
150, Evans, TB vs. NYG 11/08 (8 rec., 0 TD)
150, Hilton, IND vs. NO 10/25 (4 rec., 2 TD)
150, S. Smith, BAL at OAK 09/20 (10 rec., 0 TD)
149, Beckham, NYG vs. NYJ 12/06 (ot) (6 rec., 1 TD)
149, Jones, ATL vs. NO 01/03 (9 rec., 0 TD)
148, Hopkins, HOU at JAX 10/18 (10 rec., 2 TD)
148, Maclin, KC at CIN 10/04 (11 rec., 0 TD)
147, Watson, NO vs. NYG 11/01 (9 rec., 1 TD)
147, Jackson, TB vs. CAR 10/04 (10 rec., 1 TD)
147, Jeffery, CHI at DET 10/18 (ot) (8 rec., 1 TD)
146, Beckham, NYG vs. ATL 09/20 (7 rec., 1 TD)

303, Ryan, ATL at SF 11/08 (30-45, 1 TD)
302, Manning, NYG vs. PHI 01/03 (24-43, 2 TD)
302, Carr, OAK vs. MIN 11/15 (29-43, 2 TD)
302, Cousins, WAS vs. NYG 11/29 (20-29, 1 TD)
301, Stafford, DET vs. SF 12/27 (29-37, 2 TD)
301, Rivers, SD at BAL 11/01 (28-37, 3 TD)
301, Carr, OAK at PIT 11/08 (24-44, 4 TD)
300, Tannehill, MIA at NE 10/29 (28-44, 0 TD)
300, Rivers, SD at JAX 11/29 (29-43, 4 TD)
300, Cousins, WAS at CHI 12/13 (24-31, 1 TD)

146, R. Rodgers, GB at DET 12/03 (8 rec., 1 TD)
145, Baldwin, SEA vs. PIT 11/29 (6 rec., 3 TD)
142, Beckham, NYG at WAS 11/29 (9 rec., 1 TD)
142, J. Nelson, ARI vs. CIN 11/22 (4 rec., 1 TD)
141, Maclin, KC at GB 09/28 (8 rec., 1 TD)
141, Jones, ATL vs. PHI 09/14 (9 rec., 2 TD)
141, Snead, NO at PHI 10/11 (6 rec., 0 TD)
140, Graham, SEA vs. CAR 10/18 (8 rec., 0 TD)
139, J. Jones, GB vs. KC 09/28 (7 rec., 1 TD)
139, Brown, PIT vs. CLE 11/15 (10 rec., 2 TD)
139, Barnidge, CLE at BAL 10/11 (ot) (8 rec., 1 TD)
137, Bryant, PIT vs. ARI 10/18 (6 rec., 2 TD)
137, S. Smith, BAL at SF 10/18 (7 rec., 1 TD)
137, Jones, ATL at SF 11/08 (10 rec., 0 TD)
137, C. Johnson, DET at CHI 01/03 (10 rec., 1 TD)
136, S. Watkins, BUF vs. NYJ 01/03 (11 rec., 0 TD)
135, Jones, ATL at NYG 09/20 (13 rec., 0 TD)
134, Baldwin, SEA vs. ARI 11/15 (7 rec., 1 TD)
134, Celek, PHI vs. MIA 11/15 (4 rec., 0 TD)
134, Fitzgerald, ARI vs. SF 09/27 (9 rec., 2 TD)
134, Cooper, OAK at CLE 09/27 (8 rec., 0 TD)
134, Olsen, CAR vs. NO 09/27 (8 rec., 2 TD)
133, Matthews, PHI at DAL 11/08 (ot) (9 rec., 1 TD)
133, Brown, PIT at NE 09/10 (9 rec., 1 TD)
133, Cooper, OAK at SD 10/25 (5 rec., 1 TD)
133, K. Allen, SD at MIN 09/27 (12 rec., 2 TD)
132, Green, CIN vs. PIT 12/13 (6 rec., 1 TD)
132, Hilton, IND at JAX 12/13 (4 rec., 0 TD)
131, Marshall, NYJ at NYG 12/06 (ot) (12 rec., 1 TD)
131, Marshall, NYJ vs. MIA 11/29 (9 rec., 2 TD)
131, Jones, WAS vs. NO 11/15 (3 rec., 1 TD)
131, Olsen, CAR at SEA 10/18 (7 rec., 1 TD)
130, Beckham, NYG at NO 11/01 (8 rec., 3 TD)
130, Fitzgerald, ARI at SEA 11/15 (10 rec., 0 TD)
129, Olsen, CAR at NO 12/06 (9 rec., 0 TD)
129, Diggs, MIN vs. KC 10/18 (7 rec., 0 TD)
129, Reed, WAS at PHI 12/26 (9 rec., 2 TD)
128, Bernard, CIN at ARI 11/22 (8 rec., 0 TD)
128, Aiken, BAL vs. KC 12/20 (8 rec., 1 TD)
128, Green, CIN at CLE 12/06 (5 rec., 1 TD)
128, Marshall, NYJ at MIA 10/04 (7 rec., 0 TD)
127, N. Washington, HOU at MIA 10/25 (9 rec., 2 TD)
127, Watson, NO vs. ATL 10/15 (10 rec., 1 TD)
126, Marshall, NYJ at BUF 01/03 (8 rec., 1 TD)
126, Evans, TB vs. DAL 11/15 (8 rec., 0 TD)
125, Marshall, NYJ vs. TEN 12/13 (6 rec., 1 TD)



124, Brown, PIT at KC 10/25 (6 rec., 0 TD)
124, Cooks, NO vs. DET 12/21 (10 rec., 1 TD)
123, Cooks, NO vs. JAX 12/27 (5 rec., 1 TD)
122, Ertz, PHI vs. WAS 12/26 (13 rec., 0 TD)
122, Snead, NO at TB 12/13 (7 rec., 0 TD)
122, Hurns, JAX at NYJ 11/08 (5 rec., 1 TD)
122, Moncrief, IND vs. NYJ 09/21 (7 rec., 1 TD)
121, A. Robinson, JAX at NYJ 11/08 (6 rec., 0 TD)
121, Beckham, NYG vs. SF 10/11 (7 rec., 1 TD)
120, Ginn, CAR vs. ATL 12/13 (2 rec., 2 TD)
120, Reed, WAS at CHI 12/13 (9 rec., 1 TD)
120, Edelman, NE at DAL 10/11 (4 rec., 1 TD)
120, T. Smith, SF at PIT 09/20 (6 rec., 1 TD)
120, Funchess, CAR vs. TB 01/03 (7 rec., 1 TD)
120, Cooper, OAK vs. GB 12/20 (6 rec., 2 TD)
119, Green-Beckham, TEN vs. JAX 12/06 (5 rec., 1 TD)
118, Green, CIN at PIT 11/01 (11 rec., 1 TD)
118, Brown, PIT vs. IND 12/06 (8 rec., 2 TD)
118, Hopkins, HOU vs. NYJ 11/22 (5 rec., 2 TD)
118, Jones, ATL at JAX 12/20 (9 rec., 1 TD)
118, Baldwin, SEA vs. STL 12/27 (8 rec., 1 TD)
117, Benjamin, CLE vs. DEN 10/18 (ot) (9 rec., 0 TD)
117, Hopkins, HOU at TEN 12/27 (7 rec., 1 TD)
117, Thomas, DEN vs. SD 01/03 (5 rec., 1 TD)
117, Amendola, NE vs. BUF 11/23 (9 rec., 0 TD)
116, Hurns, JAX at TB 10/11 (5 rec., 1 TD)
116, Hurns, JAX at IND 10/04 (ot) (11 rec., 1 TD)
116, Thomas, DEN at KC 09/17 (8 rec., 0 TD)
116, Cobb, GB vs. SEA 09/20 (8 rec., 0 TD)
116, Randle, NYG vs. WAS 09/24 (7 rec., 1 TD)
116, J. Thomas, JAX vs. SD 11/29 (9 rec., 1 TD)
116, Jeffery, CHI vs. MIN 11/01 (10 rec., 1 TD)
115, Matthews, MIA at JAX 09/20 (6 rec., 0 TD)
115, Benjamin, CLE vs. TEN 09/20 (3 rec., 2 TD)
115, Cooper, OAK at TEN 11/29 (7 rec., 0 TD)
115, White, NE vs. PHI 12/06 (10 rec., 1 TD)
115, Marshall, NYJ vs. NE 12/27 (ot) (8 rec., 2 TD)
114, Colston, NO vs. NYG 11/01 (8 rec., 1 TD)
114, Moncrief, IND vs. TB 11/29 (8 rec., 0 TD)
114, Bryant, PIT vs. IND 12/06 (4 rec., 1 TD)
113, Benjamin, CLE at PIT 11/15 (7 rec., 0 TD)
113, Jo. Brown, ARI at STL 12/06 (6 rec., 0 TD)
113, Sanders, DEN vs. NE 11/29 (ot) (6 rec., 0 TD)
113, Gronkowski, NE vs. MIA 10/29 (6 rec., 1 TD)
113, A. Robinson, JAX vs. TEN 11/19 (5 rec., 0 TD)
113, Floyd, ARI at SEA 11/15 (7 rec., 2 TD)
113, Gronkowski, NE at BUF 09/20 (7 rec., 1 TD)
113, Matthews, MIA vs. BUF 09/27 (6 rec., 2 TD)
113, Green-Beckham, TEN at NE 12/20 (6 rec., 0 TD)
113, Roberts, OAK at TEN 11/29 (6 rec., 2 TD)
113, Gronkowski, NE at NYG 11/15 (5 rec., 1 TD)
112, Fitzgerald, ARI at CHI 09/20 (8 rec., 3 TD)
112, Beasley, DAL vs. PHI 11/08 (ot) (9 rec., 2 TD)
111, S. Watkins, BUF at WAS 12/20 (5 rec., 2 TD)
111, Sanders, DEN at OAK 10/11 (9 rec., 0 TD)
111, Landry, MIA vs. IND 12/27 (7 rec., 0 TD)
111, Marshall, NYJ vs. WAS 10/18 (7 rec., 1 TD)
111, Thomas, DEN at CLE 10/18 (ot) (10 rec., 0 TD)
111, Clay, BUF vs. NYG 10/04 (9 rec., 0 TD)
111, Floyd, ARI vs. GB 12/27 (6 rec., 0 TD)
111, Crabtree, OAK vs. BAL 09/20 (9 rec., 1 TD)
110, Landry, MIA at JAX 09/20 (8 rec., 0 TD)
110, Seferian-Jenkins, TB vs. TEN 09/13 (5 rec., 2 TD)
110, Kearse, SEA vs. CLE 12/20 (7 rec., 0 TD)
109, Walker, TEN at JAX 11/19 (8 rec., 0 TD)
109, Crowder, WAS at DAL 01/03 (5 rec., 1 TD)
109, Marshall, NYJ vs. PHI 09/27 (10 rec., 1 TD)
109, Sanders, DEN at CLE 10/18 (ot) (4 rec., 1 TD)
109, S. Watkins, BUF vs. HOU 12/06 (3 rec., 1 TD)
109, Cooper, OAK vs. BAL 09/20 (7 rec., 1 TD)
109, J. Jones, GB at MIN 11/22 (6 rec., 1 TD)
109, Langford, CHI at STL 11/15 (7 rec., 1 TD)
108, Diggs, MIN at DET 10/25 (6 rec., 1 TD)
108, Crabtree, OAK at PIT 11/08 (7 rec., 2 TD)
108, Marshall, NYJ at OAK 11/01 (9 rec., 0 TD)
108, Gronkowski, NE vs. NYJ 10/25 (11 rec., 1 TD)
108, A. Robinson, JAX at HOU 01/03 (5 rec., 0 TD)
108, Brown, PIT at STL 09/27 (11 rec., 0 TD)
107, Boldin, SF at NYG 10/11 (8 rec., 1 TD)
107, Allen, BAL at MIA 12/06 (12 rec., 1 TD)
107, Jeffery, CHI vs. WAS 12/13 (6 rec., 1 TD)
107, Hartline, CLE vs. SF 12/13 (8 rec., 0 TD)
107, Hurns, JAX at NO 12/27 (8 rec., 2 TD)
107, Cooks, NO at PHI 10/11 (5 rec., 1 TD)
107, Miller, CHI at STL 11/15 (5 rec., 2 TD)
106, Parker, MIA vs. NE 01/03 (5 rec., 1 TD)
106, Woods, BUF at PHI 12/13 (5 rec., 0 TD)
106, Rudolph, MIN vs. GB 11/22 (6 rec., 1 TD)
106, Kelce, KC at HOU 09/13 (6 rec., 2 TD)
106, Moore, DET vs. CHI 10/18 (ot) (5 rec., 1 TD)
106, Floyd, ARI at CLE 11/01 (4 rec., 1 TD)
105, Miller, PIT vs. CIN 11/01 (10 rec., 0 TD)
105, Barnidge, CLE vs. OAK 09/27 (6 rec., 1 TD)
105, Amendola, NE at IND 10/18 (7 rec., 0 TD)
105, N. Washington, HOU vs. KC 09/13 (6 rec., 0 TD)
105, Hurns, JAX vs. IND 12/13 (3 rec., 1 TD)
105, Beckham, NYG at TB 11/08 (9 rec., 0 TD)
104, Floyd, ARI at STL 12/06 (7 rec., 0 TD)
104, Cooks, NO vs. CAR 12/06 (6 rec., 1 TD)
104, Beckham, NYG vs. NE 11/15 (4 rec., 1 TD)
104, Bryant, DAL vs. PHI 11/08 (ot) (5 rec., 1 TD)
104, Matthews, PHI vs. WAS 12/26 (6 rec., 1 TD)
104, Eifert, CIN at OAK 09/13 (9 rec., 2 TD)
104, Lockett, SEA at BAL 12/13 (6 rec., 2 TD)
103, Hankerson, ATL vs. HOU 10/04 (6 rec., 1 TD)
103, Tammie, ATL vs. TB 11/01 (ot) (10 rec., 1 TD)
102, J. Jones, GB vs. MIN 01/03 (4 rec., 0 TD)
102, Britt, STL vs. PIT 09/27 (7 rec., 0 TD)
102, Wilson, CHI vs. DEN 11/22 (4 rec., 0 TD)
102, Floyd, ARI vs. MIN 12/10 (5 rec., 1 TD)
102, Crabtree, OAK vs. NYJ 11/01 (7 rec., 1 TD)
102, Boldin, SF vs. BAL 10/18 (5 rec., 0 TD)
102, LaFell, NE vs. WAS 11/08 (5 rec., 0 TD)
102, Daniels, DEN at IND 11/08 (6 rec., 1 TD)
102, Matthews, PHI at ATL 09/14 (10 rec., 0 TD)
101, Evans, TB at HOU 09/27 (7 rec., 0 TD)
101, Hopkins, HOU vs. TB 09/27 (8 rec., 1 TD)
101, Wright, TEN at TB 09/13 (4 rec., 1 TD)
101, Gronkowski, NE vs. JAX 09/27 (4 rec., 0 TD)
101, Gillmore, BAL vs. STL 11/22 (5 rec., 0 TD)
101, Marshall, NYJ at IND 09/21 (7 rec., 1 TD)
101, Barnidge, CLE at STL 10/25 (6 rec., 0 TD)
101, Decker, NYJ at NYG 12/06 (ot) (8 rec., 0 TD)
100, Dunbar, DAL vs. ATL 09/27 (10 rec., 0 TD)



100-Yard Rushing Games

235, D. Martin, TB at PHI 11/22 (27 att., 0 TD)
209, Rawls, SEA vs. SF 11/22 (30 att., 1 TD)
203, Peterson, MIN at OAK 11/15 (26 att., 1 TD)
187, D. Johnson, ARI at PHI 12/20 (29 att., 3 TD)
175, Miller, MIA vs. HOU 10/25 (14 att., 1 TD)
170, Jennings, NYG vs. PHI 01/03 (27 att., 1 TD)
170, D. Williams, PIT vs. OAK 11/08 (27 att., 2 TD)
169, Rawls, SEA at CIN 10/11 (ot) (23 att., 1 TD)
168, Hyde, SF vs. MIN 09/14 (26 att., 2 TD)
166, Ivory, NYJ at MIA 10/04 (29 att., 1 TD)
159, Gurley, STL at GB 10/11 (30 att., 0 TD)
158, Peterson, MIN at ATL 11/29 (29 att., 2 TD)
153, Freeman, ATL vs. WAS 10/11 (ot) (27 att., 1 TD)
152, McFadden, DAL at NYG 10/25 (29 att., 1 TD)
150, Forsett, BAL at PIT 10/01 (ot) (27 att., 0 TD)
146, Ivory, NYJ vs. WAS 10/18 (20 att., 1 TD)
146, Gurley, STL at ARI 10/04 (19 att., 0 TD)
145, Crowell, CLE vs. SF 12/13 (20 att., 2 TD)
143, Ingram, NO at IND 10/25 (14 att., 1 TD)
141, Freeman, ATL at DAL 09/27 (30 att., 3 TD)
141, Forte, CHI vs. GB 09/13 (24 att., 1 TD)
140, Gurley, STL vs. DET 12/13 (16 att., 2 TD)
139, Blue, HOU vs. TB 09/27 (31 att., 1 TD)
139, Murray, OAK at CLE 09/27 (26 att., 1 TD)
136, D. Martin, TB at WAS 10/25 (19 att., 0 TD)
134, Peterson, MIN vs. DET 09/20 (29 att., 0 TD)
134, D. Williams, PIT vs. IND 12/06 (26 att., 0 TD)
133, Gurley, STL vs. SF 11/01 (20 att., 1 TD)
129, McFadden, DAL at MIA 11/22 (29 att., 0 TD)
129, Bell, PIT vs. BAL 10/01 (ot) (22 att., 1 TD)
129, Blount, NE vs. WAS 11/08 (29 att., 1 TD)
128, Gurley, STL vs. CLE 10/25 (19 att., 2 TD)
127, D. Williams, PIT at NE 09/10 (21 att., 0 TD)
126, Peterson, MIN vs. SD 09/27 (20 att., 2 TD)
125, Charles, KC vs. DEN 09/17 (21 att., 1 TD)
125, Stewart, CAR vs. PHI 10/25 (24 att., 0 TD)
125, Peterson, MIN vs. STL 11/08 (ot) (29 att., 1 TD)
124, Lacy, GB vs. DAL 12/13 (24 att., 1 TD)
123, D. Martin, TB vs. JAX 10/11 (24 att., 2 TD)
123, Jones, WAS vs. STL 09/20 (19 att., 2 TD)
123, Bernard, CIN vs. SD 09/20 (20 att., 0 TD)
122, C. Johnson, ARI vs. BAL 10/26 (18 att., 1 TD)
122, Hightower, NO vs. JAX 12/27 (27 att., 2 TD)
122, Lynch, SEA at SF 10/22 (27 att., 1 TD)
121, Morris, WAS vs. MIA 09/13 (25 att., 0 TD)
121, Forsett, BAL vs. CLE 10/11 (ot) (21 att., 1 TD)
121, Bell, PIT at KC 10/25 (17 att., 0 TD)
117, McFadden, DAL vs. PHI 11/08 (ot) (27 att., 0 TD)
117, Hillman, DEN vs. SD 01/03 (15 att., 1 TD)
116, Freeman, ATL at TEN 10/25 (25 att., 0 TD)
115, Yeldon, JAX vs. BUF 10/25 (20 att., 1 TD)
114, Ware, KC vs. BUF 11/29 (19 att., 1 TD)
113, C. Anderson, DEN vs. NE 11/29 (ot) (15 att., 2 TD)
113, Murray, OAK vs. NYJ 11/01 (20 att., 0 TD)
113, Miller, MIA vs. BAL 12/06 (20 att., 0 TD)
113, Miller, MIA at TEN 10/18 (19 att., 1 TD)
112, Mariota, TEN vs. JAX 12/06 (9 att., 1 TD)
112, Murray, PHI vs. NYG 10/19 (21 att., 1 TD)
112, McCoy, BUF vs. HOU 12/06 (21 att., 0 TD)
112, McCoy, BUF vs. MIA 11/08 (16 att., 1 TD)
112, McCoy, BUF at NYJ 11/12 (19 att., 0 TD)
112, Starks, GB vs. SD 10/18 (10 att., 1 TD)
111, McFadden, DAL at GB 12/13 (9 att., 0 TD)
111, Hillman, DEN at CLE 09/18 (ot) (20 att., 0 TD)
111, Bell, PIT at SD 10/12 (21 att., 1 TD)
110, West, KC vs. PIT 10/25 (22 att., 1 TD)
110, Coleman, ATL vs. MIN 11/29 (18 att., 0 TD)
110, C. Johnson, ARI vs. SF 09/27 (22 att., 2 TD)
110, Ka. Williams, BUF vs. MIA 11/08 (9 att., 2 TD)
110, Ka. Williams, BUF at MIA 09/27 (12 att., 1 TD)
109, C. Johnson, ARI at CLE 11/01 (30 att., 0 TD)
108, Mathews, PHI at NYJ 09/27 (24 att., 0 TD)
108, Manziel, CLE at KC 12/27 (11 att., 0 TD)
107, Blue, HOU at IND 12/20 (20 att., 0 TD)
107, Jennings, NYG vs. CAR 12/20 (16 att., 1 TD)
106, D. Martin, TB vs. CAR 10/04 (20 att., 1 TD)
105, Yeldon, JAX at IND 10/04 (ot) (22 att., 0 TD)
105, Lacy, GB vs. CHI 11/26 (17 att., 0 TD)
104, Peterson, MIN vs. NYG 12/27 (22 att., 1 TD)
104, Rawls, SEA vs. CHI 09/27 (16 att., 0 TD)
103, Hillman, DEN vs. MIN 10/04 (11 att., 1 TD)
103, Peterson, MIN at CHI 11/01 (20 att., 0 TD)
103, C. Johnson, ARI at DET 10/11 (11 att., 0 TD)
102, Blue, HOU vs. JAX 01/03 (21 att., 0 TD)
102, Michael, SEA at ARI 01/03 (17 att., 0 TD)
102, Hillman, DEN at CHI 11/22 (21 att., 0 TD)
102, Stewart, CAR vs. WAS 11/22 (21 att., 0 TD)
101, Ivory, NYJ vs. TEN 12/13 (22 att., 0 TD)
101, Rawls, SEA at MIN 12/06 (19 att., 1 TD)
101, C. Anderson, DEN vs. GB 11/01 (14 att., 1 TD)
100, Lacy, GB at MIN 11/22 (22 att., 0 TD)
100, Morris, WAS at DAL 01/03 (19 att., 0 TD)
100, D. Williams, PIT at BAL 12/27 (17 att., 2 TD)
100, Newton, CAR at NYG 12/20 (8 att., 0 TD)
100, Freeman, ATL at NO 10/15 (13 att., 1 TD)
100, McFadden, DAL vs. NYJ 12/19 (16 att., 0 TD)



NFL / LEADING PASSERS

| Player, Team | Pct | | | Avg | | | Pct | | | Pct Rating | |
|----------------------|-----|------|------|------|------|----|-----|------|-----|------------|--------|
| | Att | Comp | Comp | Yds | Gain | TD | TD | Long | Int | Int | Points |
| Wilson, Sea. | 483 | 329 | 68.1 | 4024 | 8.33 | 34 | 7.0 | 80t | 8 | 1.7 | 110.1 |
| Dalton, Cin. | 386 | 255 | 66.1 | 3250 | 8.42 | 25 | 6.5 | 80t | 7 | 1.8 | 106.3 |
| Palmer, Ariz | 537 | 342 | 63.7 | 4671 | 8.70 | 35 | 6.5 | 68 | 11 | 2.0 | 104.6 |
| Brady, N.E. | 624 | 402 | 64.4 | 4770 | 7.64 | 36 | 5.8 | 76t | 7 | 1.1 | 102.2 |
| Cousins, Was. | 543 | 379 | 69.8 | 4166 | 7.67 | 29 | 5.3 | 78t | 11 | 2.0 | 101.6 |
| Brees, N.O. | 627 | 428 | 68.3 | 4870 | 7.77 | 32 | 5.1 | 80t | 11 | 1.8 | 101.0 |
| Taylor, Buf. | 380 | 242 | 63.7 | 3035 | 7.99 | 20 | 5.3 | 63 | 6 | 1.6 | 99.4 |
| Newton, Car. | 495 | 296 | 59.8 | 3837 | 7.75 | 35 | 7.1 | 74t | 10 | 2.0 | 99.4 |
| Stafford, Det. | 592 | 398 | 67.2 | 4262 | 7.20 | 32 | 5.4 | 57 | 13 | 2.2 | 97.0 |
| A. Smith, K.C. | 470 | 307 | 65.3 | 3486 | 7.42 | 20 | 4.3 | 80t | 7 | 1.5 | 95.4 |
| Roethlisberger, Pit. | 469 | 319 | 68.0 | 3938 | 8.40 | 21 | 4.5 | 69t | 16 | 3.4 | 94.5 |
| Rivers, S.D. | 661 | 437 | 66.1 | 4792 | 7.25 | 29 | 4.4 | 80t | 13 | 2.0 | 93.8 |
| Manning, NY-G | 618 | 387 | 62.6 | 4436 | 7.18 | 35 | 5.7 | 87t | 14 | 2.3 | 93.6 |
| McCown, Cle. | 292 | 186 | 63.7 | 2109 | 7.22 | 12 | 4.1 | 56 | 4 | 1.4 | 93.3 |
| A. Rodgers, G.B. | 572 | 347 | 60.7 | 3821 | 6.68 | 31 | 5.4 | 65t | 8 | 1.4 | 92.7 |
| Cutler, Chi. | 483 | 311 | 64.4 | 3659 | 7.58 | 21 | 4.3 | 87t | 11 | 2.3 | 92.3 |
| *Mariota, Ten. | 370 | 230 | 62.2 | 2818 | 7.62 | 19 | 5.1 | 61t | 10 | 2.7 | 91.5 |
| Hoyer, Hou. | 369 | 224 | 60.7 | 2606 | 7.06 | 19 | 5.1 | 49 | 7 | 1.9 | 91.4 |
| Carr, Oak. | 573 | 350 | 61.1 | 3987 | 6.96 | 32 | 5.6 | 68t | 13 | 2.3 | 91.1 |
| Ryan, Atl. | 614 | 407 | 66.3 | 4591 | 7.48 | 21 | 3.4 | 70t | 16 | 2.6 | 89.0 |
| Tannehill, Mia. | 586 | 363 | 61.9 | 4208 | 7.18 | 24 | 4.1 | 54t | 12 | 2.0 | 88.7 |
| Bridgewater, Min. | 447 | 292 | 65.3 | 3231 | 7.23 | 14 | 3.1 | 52 | 9 | 2.0 | 88.7 |
| Bortles, Jac. | 606 | 355 | 58.6 | 4428 | 7.31 | 35 | 5.8 | 90t | 18 | 3.0 | 88.2 |
| Fitzpatrick, NY-J | 562 | 335 | 59.6 | 3905 | 6.95 | 31 | 5.5 | 69t | 15 | 2.7 | 88.0 |
| Osweiler, Den. | 275 | 170 | 61.8 | 1967 | 7.15 | 10 | 3.6 | 72t | 6 | 2.2 | 86.4 |
| Bradford, Phi. | 532 | 346 | 65.0 | 3725 | 7.00 | 19 | 3.6 | 78t | 14 | 2.6 | 86.4 |
| Gabbert, S.F. | 282 | 178 | 63.1 | 2031 | 7.20 | 10 | 3.5 | 71t | 7 | 2.5 | 86.2 |
| *Winston, T.B. | 535 | 312 | 58.3 | 4042 | 7.56 | 22 | 4.1 | 68 | 15 | 2.8 | 84.2 |
| Hasselbeck, Ind. | 256 | 156 | 60.9 | 1690 | 6.60 | 9 | 3.5 | 57 | 5 | 2.0 | 84.0 |
| Flacco, Bal. | 413 | 266 | 64.4 | 2791 | 6.76 | 14 | 3.4 | 50t | 12 | 2.9 | 83.1 |
| Kaepernick, S.F. | 244 | 144 | 59.0 | 1615 | 6.62 | 6 | 2.5 | 76t | 5 | 2.0 | 78.5 |
| Luck, Ind. | 293 | 162 | 55.3 | 1881 | 6.42 | 15 | 5.1 | 87t | 12 | 4.1 | 74.9 |
| Foles, St.L | 337 | 190 | 56.4 | 2052 | 6.09 | 7 | 2.1 | 68 | 10 | 3.0 | 69.0 |
| Mallett, Hou.-Bal. | 244 | 136 | 55.7 | 1336 | 5.48 | 5 | 2.0 | 48 | 6 | 2.5 | 67.9 |
| Manning, Den. | 331 | 198 | 59.8 | 2249 | 6.79 | 9 | 2.7 | 75t | 17 | 5.1 | 67.9 |

NFL / LEADING PASSERS, RANKS

| Player, Team | Pct | | | Avg | | | Pct | | | Pct Rating | |
|----------------------|-----|------|------|-----|------|-----|-----|------|-----|------------|--------|
| | Att | Comp | Comp | Yds | Gain | TD | TD | Long | Int | Int | Points |
| Wilson, Sea. | 17t | 15 | 3 | 12 | 4 | 6 | 2 | | 12t | 6 | 1 |
| Dalton, Cin. | 23 | 23 | 8 | 21 | 2 | 14 | 4 | | 7t | 8 | 2 |
| Palmer, Ariz | 13 | 13 | 16 | 4 | 1 | 2t | 3 | | 18t | 16 | 3 |
| Brady, N.E. | 3 | 4 | 12 | 3 | 9 | 1 | 6 | | 7t | 1 | 4 |
| Cousins, Was. | 12 | 7 | 1 | 10 | 8 | 12t | 12 | | 18t | 14 | 5 |
| Brees, N.O. | 2 | 2 | 2 | 1 | 6 | 7t | 17 | | 18t | 7 | 6 |
| Taylor, Buf. | 24 | 24 | 17 | 23 | 5 | 20t | 13 | | 4t | 5 | 7 |
| Newton, Car. | 16 | 20 | 28 | 16 | 7 | 2t | 1 | | 15t | 13 | 8 |
| Stafford, Det. | 7 | 5 | 5 | 8 | 20 | 7t | 11 | | 25t | 19 | 9 |
| A. Smith, K.C. | 19 | 19 | 10 | 20 | 14 | 20t | 21 | | 7t | 4 | 10 |
| Roethlisberger, Pit. | 20 | 16 | 4 | 14 | 3 | 17t | 18 | | 32t | 33 | 11 |
| Rivers, S.D. | 1 | 1 | 7 | 2 | 16 | 12t | 19 | | 25t | 11 | 12 |
| Manning, NY-G | 4 | 6 | 19 | 6 | 22 | 2t | 7 | | 28t | 20 | 13 |
| McCown, Cle. | 30 | 29 | 15 | 28 | 18 | 28 | 23 | | 1 | 2 | 14 |
| A. Rodgers, G.B. | 10 | 11 | 26 | 17 | 30 | 10t | 10 | | 12t | 3 | 15 |
| Cutler, Chi. | 17t | 18 | 14 | 19 | 11 | 17t | 20 | | 18t | 22 | 16 |
| *Mariota, Ten. | 25 | 25 | 20 | 24 | 10 | 22t | 15 | | 15t | 28 | 17 |
| Hoyer, Hou. | 26 | 26 | 25 | 26 | 24 | 22t | 14 | | 7t | 9 | 18 |
| Carr, Oak. | 9 | 10 | 23 | 13 | 26 | 7t | 8 | | 25t | 21 | 19 |
| Ryan, Atl. | 5 | 3 | 6 | 5 | 13 | 17t | 29 | | 32t | 25 | 20 |
| Tannehill, Mia. | 8 | 8 | 21 | 9 | 21 | 15 | 24 | | 22t | 15 | 21 |
| Bridgewater, Min. | 21 | 21 | 9 | 22 | 17 | 26t | 31 | | 14 | 12 | 22 |
| Bortles, Jac. | 6 | 9 | 31 | 7 | 15 | 2t | 5 | | 35 | 32 | 23 |
| Fitzpatrick, NY-J | 11 | 14 | 29 | 15 | 27 | 10t | 9 | | 30t | 27 | 24 |
| Osweiler, Den. | 32 | 31 | 22 | 31 | 23 | 29t | 25 | | 4t | 18 | 25 |
| Bradford, Phi. | 15 | 12 | 11 | 18 | 25 | 22t | 26 | | 28t | 26 | 26 |
| Gabbert, S.F. | 31 | 30 | 18 | 30 | 19 | 29t | 27 | | 7t | 24 | 27 |
| *Winston, T.B. | 14 | 17 | 32 | 11 | 12 | 16 | 22 | | 30t | 29 | 28 |
| Hasselbeck, Ind. | 33 | 33 | 24 | 33 | 32 | 31t | 28 | | 2t | 10 | 29 |
| Flacco, Bal. | 22 | 22 | 13 | 25 | 29 | 26t | 30 | | 22t | 30 | 30 |
| Kaepernick, S.F. | 34t | 34 | 30 | 34 | 31 | 35t | 33 | | 2t | 17 | 31 |
| Luck, Ind. | 29 | 32 | 35 | 32 | 33 | 25 | 16 | | 22t | 34 | 32 |
| Foles, St.L | 27 | 28 | 33 | 29 | 34 | 33t | 34 | | 15t | 31 | 33 |
| Mallett, Hou.-Bal. | 34t | 35 | 34 | 36 | 35 | 37t | 35 | | 4t | 23 | 34 |
| Manning, Den. | 28 | 27 | 27 | 27 | 28 | 31t | 32 | | 34 | 35 | 35 |

**NFL / FOURTH-QUARTER PASSING LEADERS**

| Rank | Player, Team | Att | Comp | Comp% | Yards | YPA | TD | TD% | Int | Int% | Rating |
|------|----------------------|-----|------|-------|-------|------|----|-----|-----|------|--------|
| 1) | Wilson, Sea. | 124 | 84 | 67.7 | 1055 | 8.51 | 9 | 7.3 | 1 | 0.8 | 114.8 |
| 2) | Brady, N.E. | 162 | 106 | 65.4 | 1367 | 8.44 | 12 | 7.4 | 2 | 1.2 | 111.3 |
| 3) | Palmer, Ariz | 117 | 75 | 64.1 | 978 | 8.36 | 8 | 6.8 | 1 | 0.9 | 109.6 |
| 4) | Newton, Car. | 102 | 63 | 61.8 | 832 | 8.16 | 7 | 6.9 | 1 | 1.0 | 106.3 |
| 5) | Weeden, Dal.-Hou. | 46 | 33 | 71.7 | 350 | 7.61 | 3 | 6.5 | 1 | 2.2 | 106.3 |
| 6) | Dalton, Cin. | 100 | 65 | 65.0 | 814 | 8.14 | 7 | 7.0 | 2 | 2.0 | 105.2 |
| 7) | A. Smith, K.C. | 109 | 71 | 65.1 | 863 | 7.92 | 6 | 5.5 | 1 | 0.9 | 103.9 |
| 8) | McCown, Cle. | 68 | 46 | 67.6 | 612 | 9.00 | 5 | 7.4 | 3 | 4.4 | 102.1 |
| 9) | Taylor, Buf. | 98 | 60 | 61.2 | 785 | 8.01 | 7 | 7.1 | 2 | 2.0 | 101.8 |
| 10) | Manning, NY-G | 162 | 99 | 61.1 | 1216 | 7.51 | 11 | 6.8 | 3 | 1.9 | 99.2 |
| 11) | Luck, Ind. | 114 | 67 | 58.8 | 827 | 7.25 | 9 | 7.9 | 3 | 2.6 | 96.6 |
| 12) | Cousins, Was. | 159 | 106 | 66.7 | 1021 | 6.42 | 7 | 4.4 | 1 | 0.6 | 96.4 |
| 13) | Rivers, S.D. | 195 | 124 | 63.6 | 1528 | 7.84 | 10 | 5.1 | 4 | 2.1 | 96.3 |
| 14) | Stafford, Det. | 170 | 112 | 65.9 | 1227 | 7.22 | 8 | 4.7 | 3 | 1.8 | 95.4 |
| 15) | Hoyer, Hou. | 100 | 56 | 56.0 | 758 | 7.58 | 7 | 7.0 | 2 | 2.0 | 95.3 |
| 16) | Cutler, Chi. | 142 | 86 | 60.6 | 1114 | 7.85 | 8 | 5.6 | 4 | 2.8 | 92.3 |
| 17) | A. Rodgers, G.B. | 158 | 93 | 58.9 | 1140 | 7.22 | 10 | 6.3 | 4 | 2.5 | 91.7 |
| 18) | Kaepernick, S.F. | 72 | 39 | 54.2 | 542 | 7.53 | 4 | 5.6 | 1 | 1.4 | 91.3 |
| 19) | Bradford, Phi. | 124 | 85 | 68.5 | 965 | 7.78 | 6 | 4.8 | 5 | 4.0 | 91.0 |
| 20) | Roethlisberger, Pit. | 110 | 73 | 66.4 | 884 | 8.04 | 10 | 9.1 | 8 | 7.3 | 90.9 |
| 21) | Ryan, Atl. | 156 | 110 | 70.5 | 1220 | 7.82 | 6 | 3.8 | 6 | 3.8 | 90.2 |
| 22) | Bortles, Jac. | 193 | 111 | 57.5 | 1442 | 7.47 | 14 | 7.3 | 7 | 3.6 | 90.2 |
| 23) | Bridgewater, Min. | 110 | 73 | 66.4 | 820 | 7.45 | 3 | 2.7 | 2 | 1.8 | 90.0 |
| 24) | Tannehill, Mia. | 196 | 111 | 56.6 | 1343 | 6.85 | 8 | 4.1 | 3 | 1.5 | 85.1 |
| 25) | *Winston, T.B. | 175 | 105 | 60.0 | 1288 | 7.36 | 7 | 4.0 | 5 | 2.9 | 84.2 |
| 26) | Brees, N.O. | 195 | 123 | 63.1 | 1387 | 7.11 | 7 | 3.6 | 6 | 3.1 | 83.4 |
| 27) | Flacco, Bal. | 122 | 69 | 56.6 | 828 | 6.79 | 5 | 4.1 | 3 | 2.5 | 80.9 |
| 28) | Hasselbeck, Ind. | 50 | 32 | 64.0 | 326 | 6.52 | 2 | 4.0 | 2 | 4.0 | 79.3 |
| 29) | Gabbert, S.F. | 94 | 57 | 60.6 | 613 | 6.52 | 2 | 2.1 | 2 | 2.1 | 78.0 |
| 30) | Osweiler, Den. | 84 | 46 | 54.8 | 540 | 6.43 | 3 | 3.6 | 2 | 2.4 | 76.5 |
| 31) | *Mariota, Ten. | 110 | 64 | 58.2 | 743 | 6.75 | 4 | 3.6 | 4 | 3.6 | 75.7 |
| 32) | Mallett, Hou.-Bal. | 57 | 31 | 54.4 | 412 | 7.23 | 2 | 3.5 | 2 | 3.5 | 74.6 |
| 33) | Manning, Den. | 71 | 38 | 53.5 | 539 | 7.59 | 4 | 5.6 | 4 | 5.6 | 73.6 |
| 34) | Fitzpatrick, NY-J | 145 | 84 | 57.9 | 925 | 6.38 | 8 | 5.5 | 8 | 5.5 | 72.3 |
| 35) | Moore, Dal. | 42 | 24 | 57.1 | 330 | 7.86 | 1 | 2.4 | 2 | 4.8 | 70.5 |
| 36) | Cassel, Buf.-Dal. | 81 | 44 | 54.3 | 474 | 5.85 | 3 | 3.7 | 3 | 3.7 | 68.6 |
| 37) | Mettenberger, Ten. | 62 | 40 | 64.5 | 426 | 6.87 | 2 | 3.2 | 4 | 6.5 | 68.3 |
| 38) | Carr, Oak. | 170 | 97 | 57.1 | 949 | 5.58 | 6 | 3.5 | 7 | 4.1 | 67.5 |
| 39) | Sanchez, Phi. | 44 | 28 | 63.6 | 288 | 6.55 | 1 | 2.3 | 3 | 6.8 | 61.6 |
| 40) | Foles, St.L | 96 | 50 | 52.1 | 588 | 6.13 | 3 | 3.1 | 5 | 5.2 | 59.7 |
| 41) | Manziel, Cle. | 77 | 35 | 45.5 | 394 | 5.12 | 2 | 2.6 | 2 | 2.6 | 59.1 |
| 42) | Clausen, Chi.-Bal. | 46 | 24 | 52.2 | 241 | 5.24 | 0 | 0.0 | 3 | 6.5 | 40.2 |

NFL / THIRD-DOWN PASSING LEADERS

| Rank | Player, Team | Att | Comp | Comp% | Yards | YPA | TD | TD% | Int | Int% | Rating |
|------|----------------------|-----|------|-------|-------|------|----|------|-----|------|--------|
| 1) | Palmer, Ariz | 142 | 92 | 64.8 | 1279 | 9.01 | 14 | 9.9 | 2 | 1.4 | 120.6 |
| 2) | Wilson, Sea. | 131 | 88 | 67.2 | 1182 | 9.02 | 11 | 8.4 | 2 | 1.5 | 117.3 |
| 3) | Brady, N.E. | 145 | 92 | 63.4 | 1147 | 7.91 | 10 | 6.9 | 2 | 1.4 | 105.2 |
| 4) | Cutler, Chi. | 141 | 91 | 64.5 | 1242 | 8.81 | 7 | 5.0 | 2 | 1.4 | 103.2 |
| 5) | Newton, Car. | 127 | 64 | 50.4 | 923 | 7.27 | 13 | 10.2 | 2 | 1.6 | 101.9 |
| 6) | Roethlisberger, Pit. | 109 | 70 | 64.2 | 1086 | 9.96 | 5 | 4.6 | 3 | 2.8 | 100.9 |
| 7) | Cousins, Was. | 159 | 110 | 69.2 | 1112 | 6.99 | 12 | 7.5 | 5 | 3.1 | 100.9 |
| 8) | Bridgewater, Min. | 132 | 88 | 66.7 | 1043 | 7.90 | 7 | 5.3 | 3 | 2.3 | 98.8 |
| 9) | Dalton, Cin. | 94 | 59 | 62.8 | 867 | 9.22 | 6 | 6.4 | 4 | 4.3 | 96.4 |
| 10) | Hoyer, Hou. | 105 | 61 | 58.1 | 748 | 7.12 | 6 | 5.7 | 1 | 1.0 | 95.3 |
| 11) | Ryan, Atl. | 169 | 107 | 63.3 | 1259 | 7.45 | 7 | 4.1 | 4 | 2.4 | 89.8 |
| 12) | Brees, N.O. | 168 | 114 | 67.9 | 1396 | 8.31 | 3 | 1.8 | 4 | 2.4 | 89.3 |
| 13) | Fitzpatrick, NY-J | 156 | 91 | 58.3 | 1090 | 6.99 | 11 | 7.1 | 6 | 3.8 | 87.3 |
| 14) | Taylor, Buf. | 120 | 70 | 58.3 | 875 | 7.29 | 7 | 5.8 | 4 | 3.3 | 86.6 |
| 15) | Rivers, S.D. | 172 | 107 | 62.2 | 1297 | 7.54 | 8 | 4.7 | 6 | 3.5 | 86.3 |
| 16) | Manning, NY-G | 164 | 96 | 58.5 | 1169 | 7.13 | 10 | 6.1 | 6 | 3.7 | 85.6 |
| 17) | A. Rodgers, G.B. | 129 | 67 | 51.9 | 877 | 6.80 | 7 | 5.4 | 2 | 1.6 | 85.3 |
| 18) | Carr, Oak. | 163 | 93 | 57.1 | 1183 | 7.26 | 8 | 4.9 | 5 | 3.1 | 83.4 |
| 19) | A. Smith, K.C. | 121 | 78 | 64.5 | 801 | 6.62 | 2 | 1.7 | 2 | 1.7 | 82.0 |
| 20) | *Mariota, Ten. | 102 | 58 | 56.9 | 778 | 7.63 | 4 | 3.9 | 4 | 3.9 | 78.0 |
| 21) | Gabbert, S.F. | 80 | 48 | 60.0 | 504 | 6.30 | 2 | 2.5 | 2 | 2.5 | 76.3 |
| 22) | Bradford, Phi. | 146 | 80 | 54.8 | 798 | 5.47 | 5 | 3.4 | 2 | 1.4 | 76.2 |
| 23) | Tannehill, Mia. | 163 | 91 | 55.8 | 1061 | 6.51 | 5 | 3.1 | 4 | 2.5 | 75.7 |
| 24) | Bortles, Jac. | 146 | 74 | 50.7 | 945 | 6.47 | 6 | 4.1 | 4 | 2.7 | 73.6 |
| 25) | *Winston, T.B. | 149 | 83 | 55.7 | 1031 | 6.92 | 8 | 5.4 | 8 | 5.4 | 72.9 |
| 26) | Stafford, Det. | 145 | 85 | 58.6 | 918 | 6.33 | 6 | 4.1 | 8 | 5.5 | 68.1 |
| 27) | Flacco, Bal. | 103 | 57 | 55.3 | 633 | 6.15 | 3 | 2.9 | 4 | 3.9 | 67.3 |
| 28) | Foles, St.L | 120 | 54 | 45.0 | 617 | 5.14 | 5 | 4.2 | 5 | 4.2 | 57.5 |
| 29) | Manning, Den. | 99 | 54 | 54.5 | 566 | 5.72 | 4 | 4.0 | 8 | 8.1 | 51.2 |

**NFL / LEADING RUSHERS**

| Rank | Player, Team | Att | Yards | Avg | Long | TD |
|------|-------------------|-----|-------|-----|------|----|
| 1) | Peterson, Min. | 327 | 1485 | 4.5 | 80t | 11 |
| 2) | D. Martin, T.B. | 288 | 1402 | 4.9 | 84 | 6 |
| 3) | *Gurley, St.L | 229 | 1106 | 4.8 | 71t | 10 |
| 4) | McFadden, Dal. | 239 | 1089 | 4.6 | 50 | 3 |
| 5) | Ivory, NY-J | 247 | 1070 | 4.3 | 58 | 7 |
| 6) | Murray, Oak. | 266 | 1066 | 4.0 | 54 | 6 |
| 7) | Freeman, Atl. | 264 | 1061 | 4.0 | 39 | 11 |
| 8) | Stewart, Car. | 242 | 989 | 4.1 | 44 | 6 |
| 9) | Gore, Ind. | 260 | 967 | 3.7 | 37t | 6 |
| 10) | D. Williams, Pit. | 200 | 907 | 4.5 | 55 | 11 |
| 11) | Forte, Chi. | 218 | 898 | 4.1 | 27 | 4 |
| 12) | McCoy, Buf. | 203 | 895 | 4.4 | 48t | 3 |
| 13) | Miller, Mia. | 194 | 872 | 4.5 | 85t | 8 |
| 14t) | Hillman, Den. | 207 | 863 | 4.2 | 72t | 7 |
| 14t) | Jennings, NY-G | 195 | 863 | 4.4 | 38t | 3 |
| 16) | *Rawls, Sea. | 147 | 830 | 5.6 | 69t | 4 |
| 17) | C. Johnson, Ariz | 196 | 814 | 4.2 | 62 | 3 |
| 18) | J. Hill, Cin. | 223 | 794 | 3.6 | 38t | 11 |
| 19) | Ingram, N.O. | 166 | 769 | 4.6 | 70 | 6 |
| 20) | Lacy, G.B. | 187 | 758 | 4.1 | 29 | 3 |
| 21) | Morris, Was. | 202 | 751 | 3.7 | 48 | 1 |
| 22) | *Yeldon, Jac. | 182 | 740 | 4.1 | 45 | 2 |
| 23) | Bernard, Cin. | 154 | 730 | 4.7 | 28 | 2 |
| 24) | C. Anderson, Den. | 152 | 720 | 4.7 | 48t | 5 |
| 25) | Crowell, Cle. | 185 | 706 | 3.8 | 54 | 4 |
| 26) | Blount, N.E. | 165 | 703 | 4.3 | 38t | 6 |
| 27) | Murray, Phi. | 193 | 702 | 3.6 | 54t | 6 |
| 28) | Blue, Hou. | 183 | 698 | 3.8 | 41 | 2 |
| 29t) | Forsett, Bal. | 151 | 641 | 4.2 | 33 | 2 |
| 29t) | *Gordon, S.D. | 184 | 641 | 3.5 | 27 | 0 |

NFL / THIRD-AND-ONE RUSHING LEADERS

| Rank | Player, Team | Att | FD | Pct |
|------|-------------------------|-----|----|-------|
| 1t) | Murray, Phi. | 12 | 12 | 100.0 |
| 1t) | Fitzpatrick, NY-J | 5 | 5 | 100.0 |
| 1t) | Morris, Was. | 5 | 5 | 100.0 |
| 1t) | Woodhead, S.D. | 5 | 5 | 100.0 |
| 1t) | Bell, Det. | 4 | 4 | 100.0 |
| 1t) | McCown, Cle. | 4 | 4 | 100.0 |
| 7) | Newton, Car. | 11 | 10 | 90.9 |
| 8) | D. Martin, T.B. | 9 | 8 | 88.9 |
| 9) | Brady, N.E. | 8 | 7 | 87.5 |
| 10t) | Peterson, Min. | 6 | 5 | 83.3 |
| 10t) | *Rawls, Sea. | 6 | 5 | 83.3 |
| 12t) | Freeman, Atl. | 11 | 9 | 81.8 |
| 12t) | West, K.C. | 11 | 9 | 81.8 |
| 14t) | *Langford, Chi. | 5 | 4 | 80.0 |
| 14t) | Michael, Dal.-Was.-Sea. | 5 | 4 | 80.0 |
| 16) | Ingram, N.O. | 8 | 6 | 75.0 |
| 17) | Murray, Oak. | 11 | 8 | 72.7 |
| 18) | *D. Johnson, Ariz | 7 | 5 | 71.4 |
| 19t) | *Gordon, S.D. | 9 | 6 | 66.7 |
| 19t) | Jennings, NY-G | 9 | 6 | 66.7 |
| 19t) | Lynch, Sea. | 9 | 6 | 66.7 |
| 19t) | McFadden, Dal. | 9 | 6 | 66.7 |
| 19t) | C. Anderson, Den. | 6 | 4 | 66.7 |
| 19t) | Bernard, Cin. | 6 | 4 | 66.7 |
| 19t) | Hightower, N.O. | 6 | 4 | 66.7 |
| 19t) | Hillman, Den. | 6 | 4 | 66.7 |
| 19t) | *Jones, Was. | 6 | 4 | 66.7 |
| 19t) | Tolbert, Car. | 6 | 4 | 66.7 |
| 19t) | D. Williams, Pit. | 6 | 4 | 66.7 |
| 19t) | *Ka. Williams, Buf. | 6 | 4 | 66.7 |
| 31t) | Blount, N.E. | 8 | 5 | 62.5 |
| 31t) | Miller, Mia. | 8 | 5 | 62.5 |
| 33) | Gore, Ind. | 10 | 6 | 60.0 |
| 34) | Ivory, NY-J | 13 | 7 | 53.8 |
| 35t) | *Allen, Bal. | 8 | 4 | 50.0 |
| 35t) | Lacy, G.B. | 8 | 4 | 50.0 |
| 35t) | Starks, G.B. | 8 | 4 | 50.0 |
| 38) | Forte, Chi. | 11 | 5 | 45.5 |
| 39) | Forsett, Bal. | 9 | 4 | 44.4 |

**NFL / LEADERS IN RECEPTIONS**

| Rank | Player, Team | Rec | Yards | Avg | Long | TD |
|------|---------------------|-----|-------|------|------|----|
| 1t) | Jones, Atl. | 136 | 1871 | 13.8 | 70t | 8 |
| 1t) | Brown, Pit. | 136 | 1834 | 13.5 | 59 | 10 |
| 3) | Hopkins, Hou. | 111 | 1521 | 13.7 | 61t | 11 |
| 4) | Landry, Mia. | 110 | 1157 | 10.5 | 50t | 4 |
| 5t) | Marshall, NY-J | 109 | 1502 | 13.8 | 69t | 14 |
| 5t) | Fitzgerald, Ariz | 109 | 1215 | 11.1 | 44 | 9 |
| 7) | Thomas, Den. | 105 | 1304 | 12.4 | 72t | 6 |
| 8) | Beckham, NY-G | 96 | 1450 | 15.1 | 87t | 13 |
| 9) | Walker, Ten. (TE) | 94 | 1088 | 11.6 | 61t | 6 |
| 10) | Tate, Det. | 90 | 813 | 9.0 | 43 | 6 |
| 11) | C. Johnson, Det. | 88 | 1214 | 13.8 | 57 | 9 |
| 12t) | Maclin, K.C. | 87 | 1088 | 12.5 | 61 | 8 |
| 12t) | Reed, Was. (TE) | 87 | 952 | 10.9 | 32 | 11 |
| 14) | Green, Cin. | 86 | 1297 | 15.1 | 80t | 10 |
| 15t) | Matthews, Phi. | 85 | 997 | 11.7 | 78t | 8 |
| 15t) | Crabtree, Oak. | 85 | 922 | 10.8 | 38t | 9 |
| 17) | Cooks, N.O. | 84 | 1138 | 13.5 | 71t | 9 |
| 18t) | A. Robinson, Jac. | 80 | 1400 | 17.5 | 90t | 14 |
| 18t) | Decker, NY-J | 80 | 1027 | 12.8 | 35 | 12 |
| 18t) | Woodhead, S.D. (RB) | 80 | 755 | 9.4 | 61 | 6 |
| 18t) | Riddick, Det. (RB) | 80 | 697 | 8.7 | 34 | 3 |
| 22t) | Barnidge, Cle. (TE) | 79 | 1043 | 13.2 | 40 | 9 |
| 22t) | Cobb, G.B. | 79 | 829 | 10.5 | 53t | 6 |
| 24) | Baldwin, Sea. | 78 | 1069 | 13.7 | 80t | 14 |
| 25t) | Olsen, Car. (TE) | 77 | 1104 | 14.3 | 52 | 7 |
| 25t) | Witten, Dal. (TE) | 77 | 713 | 9.3 | 35 | 3 |
| 27) | Sanders, Den. | 76 | 1135 | 14.9 | 75t | 6 |
| 28t) | Aiken, Bal. | 75 | 944 | 12.6 | 48t | 5 |
| 28t) | Ertz, Phi. (TE) | 75 | 853 | 11.4 | 60 | 2 |
| 30t) | Evans, T.B. | 74 | 1206 | 16.3 | 68 | 3 |
| 30t) | Watson, N.O. (TE) | 74 | 825 | 11.1 | 46 | 6 |

NFL / RECEIVING YARDAGE LEADERS

| Rank | Player, Team | Yards | Rec | Avg | Long | TD |
|------|-----------------------|-------|-----|------|------|----|
| 1) | Jones, Atl. | 1871 | 136 | 13.8 | 70t | 8 |
| 2) | Brown, Pit. | 1834 | 136 | 13.5 | 59 | 10 |
| 3) | Hopkins, Hou. | 1521 | 111 | 13.7 | 61t | 11 |
| 4) | Marshall, NY-J | 1502 | 109 | 13.8 | 69t | 14 |
| 5) | Beckham, NY-G | 1450 | 96 | 15.1 | 87t | 13 |
| 6) | A. Robinson, Jac. | 1400 | 80 | 17.5 | 90t | 14 |
| 7) | Thomas, Den. | 1304 | 105 | 12.4 | 72t | 6 |
| 8) | Green, Cin. | 1297 | 86 | 15.1 | 80t | 10 |
| 9) | Fitzgerald, Ariz | 1215 | 109 | 11.1 | 44 | 9 |
| 10) | C. Johnson, Det. | 1214 | 88 | 13.8 | 57 | 9 |
| 11) | Evans, T.B. | 1206 | 74 | 16.3 | 68 | 3 |
| 12) | Gronkowski, N.E. (TE) | 1176 | 72 | 16.3 | 76t | 11 |
| 13) | Landry, Mia. | 1157 | 110 | 10.5 | 50t | 4 |
| 14) | Cooks, N.O. | 1138 | 84 | 13.5 | 71t | 9 |
| 15) | Sanders, Den. | 1135 | 76 | 14.9 | 75t | 6 |
| 16) | Hilton, Ind. | 1124 | 69 | 16.3 | 87t | 5 |
| 17) | Olsen, Car. (TE) | 1104 | 77 | 14.3 | 52 | 7 |
| 18t) | Maclin, K.C. | 1088 | 87 | 12.5 | 61 | 8 |
| 18t) | Walker, Ten. (TE) | 1088 | 94 | 11.6 | 61t | 6 |
| 20) | *Cooper, Oak. | 1070 | 72 | 14.9 | 68t | 6 |
| 21) | Baldwin, Sea. | 1069 | 78 | 13.7 | 80t | 14 |
| 22) | S. Watkins, Buf. | 1047 | 60 | 17.5 | 63 | 9 |
| 23) | Barnidge, Cle. (TE) | 1043 | 79 | 13.2 | 40 | 9 |
| 24) | Hurns, Jac. | 1031 | 64 | 16.1 | 80t | 10 |
| 25) | Decker, NY-J | 1027 | 80 | 12.8 | 35 | 12 |
| 26) | Jo. Brown, Ariz | 1003 | 65 | 15.4 | 68 | 7 |
| 27) | Matthews, Phi. | 997 | 85 | 11.7 | 78t | 8 |
| 28) | Snead, N.O. | 984 | 69 | 14.3 | 63 | 3 |
| 29) | Benjamin, Cle. | 966 | 68 | 14.2 | 61 | 5 |
| 30) | Reed, Was. (TE) | 952 | 87 | 10.9 | 32 | 11 |
| 31) | Aiken, Bal. | 944 | 75 | 12.6 | 48t | 5 |
| 32) | Crabtree, Oak. | 922 | 85 | 10.8 | 38t | 9 |
| 33) | J. Jones, G.B. | 890 | 50 | 17.8 | 65t | 8 |
| 34) | Kelce, K.C. (TE) | 875 | 72 | 12.2 | 42t | 5 |
| 35) | Ertz, Phi. (TE) | 853 | 75 | 11.4 | 60 | 2 |

**NFL / THIRD-DOWN RECEIVING LEADERS**

| Rank | Player, Team | Rec | Yards | Avg | Long | TD |
|------|---------------------|-----|-------|------|------|----|
| 1) | Brown, Pit. | 42 | 642 | 15.3 | 59 | 3 |
| 2) | Beckham, NY-G | 31 | 455 | 14.7 | 72t | 2 |
| 3t) | Hopkins, Hou. | 30 | 427 | 14.2 | 40 | 2 |
| 3t) | Walker, Ten. (TE) | 30 | 422 | 14.1 | 61t | 4 |
| 5t) | Garcon, Was. | 29 | 352 | 12.1 | 39t | 3 |
| 5t) | Woodhead, S.D. (RB) | 29 | 231 | 8.0 | 25 | 3 |
| 7t) | Jones, Atl. | 28 | 392 | 14.0 | 70t | 3 |
| 7t) | Marshall, NY-J | 28 | 373 | 13.3 | 42 | 6 |
| 7t) | Thomas, Den. | 28 | 292 | 10.4 | 24 | 1 |
| 10) | Decker, NY-J | 27 | 352 | 13.0 | 35 | 2 |
| 11t) | Sanders, Den. | 26 | 342 | 13.2 | 64t | 4 |
| 11t) | Tate, Det. | 26 | 267 | 10.3 | 43 | 2 |

NFL / LEADING SCORERS, NONKICKERS

| Rank | Player, Team | TD | Rush | Rec | Ret | X2 | Pts |
|------|------------------------|----|------|-----|-----|----|-----|
| 1t) | Baldwin, Sea. (WR) | 14 | 0 | 14 | 0 | 0 | 84 |
| 1t) | Freeman, Atl. (RB) | 14 | 11 | 3 | 0 | 0 | 84 |
| 1t) | Marshall, NY-J (WR) | 14 | 0 | 14 | 0 | 0 | 84 |
| 1t) | A. Robinson, Jac. (WR) | 14 | 0 | 14 | 0 | 0 | 84 |
| 5t) | Beckham, NY-G (WR) | 13 | 0 | 13 | 0 | 0 | 78 |
| 5t) | Eifert, Cin. (TE) | 13 | 0 | 13 | 0 | 0 | 78 |
| 5t) | *D. Johnson, Ariz (RB) | 13 | 8 | 4 | 1 | 0 | 78 |
| 8) | J. Hill, Cin. (RB) | 12 | 11 | 1 | 0 | 1 | 74 |
| 9) | Decker, NY-J (WR) | 12 | 0 | 12 | 0 | 0 | 72 |
| 10) | Brown, Pit. (WR) | 11 | 0 | 10 | 1 | 2 | 70 |

NFL / LEADING SCORERS, KICKERS

| Rank | Player, Team | PAT | FG | Pct | Long | Pts |
|------|--------------------|-------|-------|------|------|-----|
| 1) | Gostkowski, N.E. | 52/52 | 33/36 | .917 | 57 | 151 |
| 2) | Gano, Car. | 56/59 | 30/36 | .833 | 52 | 146 |
| 3) | Catanzaro, Ariz | 53/58 | 28/31 | .903 | 47 | 137 |
| 4) | Walsh, Min. | 33/37 | 34/39 | .872 | 54 | 135 |
| 5) | Brown, NY-G | 44/45 | 30/32 | .938 | 53 | 134 |
| 6) | Santos, K.C. | 39/41 | 30/37 | .811 | 53 | 129 |
| 7) | Tucker, Bal. | 29/29 | 33/40 | .825 | 52 | 128 |
| 8t) | Gould, Chi. | 28/29 | 33/39 | .846 | 55 | 127 |
| 8t) | Hauschka, Sea. | 40/44 | 29/31 | .935 | 54 | 127 |
| 10) | McManus, Den. | 35/36 | 30/35 | .857 | 57 | 125 |
| 11) | Nugent, Cin. | 48/49 | 23/28 | .821 | 52 | 117 |
| 12) | Bailey, Dal. | 25/25 | 30/32 | .938 | 54 | 115 |
| 13) | Hopkins, Was. | 39/40 | 25/28 | .893 | 54 | 114 |
| 14) | Boswell, Pit. | 26/27 | 29/32 | .906 | 51 | 113 |
| 15) | Myers, Jac. | 32/39 | 26/30 | .867 | 58 | 110 |
| 16) | Crosby, G.B. | 36/36 | 24/28 | .857 | 56 | 108 |
| 17) | Vinatieri, Ind. | 32/35 | 25/27 | .926 | 55 | 107 |
| 18t) | Coons, Cle. | 22/24 | 28/32 | .875 | 47 | 106 |
| 18t) | *Lambo, S.D. | 28/32 | 26/32 | .813 | 54 | 106 |
| 20) | Carpenter, Buf. | 34/40 | 23/27 | .852 | 52 | 103 |
| 21) | Prater, Det. | 36/39 | 22/24 | .917 | 59 | 102 |
| 22) | Janikowski, Oak. | 38/39 | 21/26 | .808 | 56 | 101 |
| 23) | Barth, T.B. | 25/26 | 23/28 | .821 | 53 | 94 |
| 24) | Dawson, S.F. | 20/21 | 24/27 | .889 | 54 | 92 |
| 25) | Sturgis, Phi. | 35/37 | 18/22 | .818 | 53 | 89 |
| 26) | Zuerlein, St.L | 26/28 | 20/30 | .667 | 61 | 86 |
| 27) | Novak, Hou. | 29/31 | 18/21 | .857 | 51 | 83 |
| 28) | Bullock, Hou.-NY-J | 22/25 | 19/23 | .826 | 49 | 79 |
| 29) | *Franks, Mia. | 33/36 | 13/16 | .813 | 53 | 72 |
| 30) | Succop, Ten. | 29/31 | 14/16 | .875 | 51 | 71 |
| 31) | Bryant, Atl. | 26/26 | 14/18 | .778 | 47 | 68 |
| 32) | Forbath, Was.-N.O. | 34/35 | 10/15 | .667 | 57 | 64 |
| 33) | Folk, NY-J | 19/19 | 13/16 | .813 | 55 | 58 |
| 34) | Hocker, N.O.-St.L | 12/13 | 10/14 | .714 | 51 | 42 |
| 35) | Graham, Atl. | 8/ 8 | 11/13 | .846 | 54 | 41 |
| 36t) | *Brindza, T.B. | 6/ 8 | 6/12 | .500 | 58 | 24 |
| 36t) | Scobee, Pit. | 6/ 7 | 6/10 | .600 | 45 | 24 |
| 38) | Parkey, Phi. | 7/ 7 | 3/ 4 | .750 | 46 | 16 |
| 39) | Quigley, NY-J | 4/ 4 | 0/ 0 | --- | -- | 4 |

**NFL / TOUCHBACKS ON KICKOFFS**

| Rank | Player, Team | TB |
|------|--------------------|----|
| 1t) | Gano, Car. | 69 |
| 1t) | Gostkowski, N.E. | 69 |
| 3) | McAfee, Ind. | 67 |
| 4) | Tucker, Bal. | 63 |
| 5t) | McManus, Den. | 55 |
| 5t) | Myers, Jac. | 55 |
| 7t) | Bosher, Atl. | 52 |
| 7t) | Hopkins, Was. | 52 |
| 9) | Catanzaro, Ariz | 50 |
| 10) | Bailey, Dal. | 49 |
| 11t) | Hauschka, Sea. | 47 |
| 11t) | Walsh, Min. | 47 |
| 13t) | *Franks, Mia. | 44 |
| 13t) | Janikowski, Oak. | 44 |
| 15) | Succop, Ten. | 43 |
| 16t) | Gay, Buf. | 42 |
| 16t) | Nugent, Cin. | 42 |
| 18t) | Crosby, G.B. | 41 |
| 18t) | *Lambo, S.D. | 41 |
| 20t) | Martin, Det. | 40 |
| 20t) | Santos, K.C. | 40 |
| 22t) | Gould, Chi. | 39 |
| 22t) | Sturgis, Phi. | 39 |
| 24t) | *Pinion, S.F. | 38 |
| 24t) | Zuerlein, St.L | 38 |
| 26) | Brown, NY-G | 37 |
| 27) | Barth, T.B. | 32 |
| 28) | Bullock, Hou.-NY-J | 30 |
| 29) | Coons, Cle. | 27 |
| 30) | Boswell, Pit. | 26 |
| 31) | Novak, Hou. | 23 |
| 32) | Forbath, Was.-N.O. | 22 |
| 33) | Morstead, N.O. | 16 |
| 34) | Folk, NY-J | 13 |
| 35t) | *Brindza, T.B. | 12 |
| 35t) | Scobee, Pit. | 12 |
| 37) | Hocker, N.O.-St.L | 9 |
| 38) | Parkey, Phi. | 3 |
| 39t) | Hekker, St.L | 1 |
| 39t) | Quigley, NY-J | 1 |

NFL / MOST YARDS FROM SCRIMMAGE

| Rank | Player, Team | Yards | Total | | | Rushing | | | Receiving | | |
|------|------------------------|-------|---------|------|------|---------|-----|-----|-----------|-----|------|
| | | | Att+Rec | Avg | | Yards | Att | Avg | Yards | Rec | Avg |
| 1) | Jones, Atl. (WR) | 1871 | 136 | 13.8 | | 0 | 0 | --- | 1871 | 136 | 13.8 |
| 2) | Brown, Pit. (WR) | 1862 | 139 | 13.4 | | 28 | 3 | 9.3 | 1834 | 136 | 13.5 |
| 3) | Peterson, Min. (RB) | 1707 | 357 | 4.8 | 1485 | 327 | 4.5 | | 222 | 30 | 7.4 |
| 4) | D. Martin, T.B. (RB) | 1673 | 321 | 5.2 | 1402 | 288 | 4.9 | | 271 | 33 | 8.2 |
| 5) | Freeman, Atl. (RB) | 1639 | 337 | 4.9 | 1061 | 264 | 4.0 | | 578 | 73 | 7.9 |
| 6) | Hopkins, Hou. (WR) | 1521 | 111 | 13.7 | | 0 | 0 | --- | 1521 | 111 | 13.7 |
| 7) | Marshall, NY-J (WR) | 1502 | 109 | 13.8 | | 0 | 0 | --- | 1502 | 109 | 13.8 |
| 8) | Beckham, NY-G (WR) | 1453 | 97 | 15.0 | | 3 | 1 | 3.0 | 1450 | 96 | 15.1 |
| 9) | McFadden, Dal. (RB) | 1417 | 279 | 5.1 | 1089 | 239 | 4.6 | | 328 | 40 | 8.2 |
| 10) | A. Robinson, Jac. (WR) | 1400 | 80 | 17.5 | | 0 | 0 | --- | 1400 | 80 | 17.5 |

**NFL / LEADERS IN FIRST DOWNS**

| Rank | Player, Team | Rush | Rec | Tot |
|------|------------------------|------|-----|-----|
| 1) | Jones, Atl. (WR) | 0 | 93 | 93 |
| 2) | Freeman, Atl. (RB) | 67 | 21 | 88 |
| 3) | Brown, Pit. (WR) | 1 | 84 | 85 |
| 4) | Hopkins, Hou. (WR) | 0 | 83 | 83 |
| 5) | Peterson, Min. (RB) | 71 | 8 | 79 |
| 6) | Marshall, NY-J (WR) | 0 | 76 | 76 |
| 7) | D. Martin, T.B. (RB) | 61 | 10 | 71 |
| 8t) | Beckham, NY-G (WR) | 0 | 67 | 67 |
| 8t) | Landry, Mia. (WR) | 7 | 60 | 67 |
| 10t) | Ingram, N.O. (RB) | 44 | 22 | 66 |
| 10t) | D. Williams, Pit. (RB) | 51 | 15 | 66 |
| 12t) | Fitzgerald, Ariz (WR) | 0 | 65 | 65 |
| 12t) | C. Johnson, Det. (WR) | 0 | 65 | 65 |
| 14) | McFadden, Dal. (RB) | 52 | 12 | 64 |
| 15t) | Evans, T.B. (WR) | 0 | 63 | 63 |
| 15t) | Forte, Chi. (RB) | 46 | 17 | 63 |
| 15t) | Green, Cin. (WR) | 0 | 63 | 63 |
| 15t) | Thomas, Den. (WR) | 0 | 63 | 63 |
| 19) | A. Robinson, Jac. (WR) | 0 | 61 | 61 |
| 20t) | Decker, NY-J (WR) | 0 | 60 | 60 |
| 20t) | Woodhead, S.D. (RB) | 21 | 39 | 60 |
| 22t) | Ivory, NY-J (RB) | 50 | 9 | 59 |
| 22t) | Murray, Phi. (RB) | 47 | 12 | 59 |
| 24) | Murray, Oak. (RB) | 49 | 9 | 58 |
| 25) | Newton, Car. (QB) | 56 | 0 | 56 |
| 26) | *D. Johnson, Ariz (RB) | 34 | 21 | 55 |
| 27t) | Gore, Ind. (RB) | 44 | 10 | 54 |
| 27t) | McCoy, Buf. (RB) | 42 | 12 | 54 |
| 27t) | Miller, Mia. (RB) | 40 | 14 | 54 |
| 27t) | Reed, Was. (TE) | 0 | 54 | 54 |
| 31t) | Aiken, Bal. (WR) | 0 | 53 | 53 |
| 31t) | *Gurley, St.L (RB) | 45 | 8 | 53 |
| 31t) | Tate, Det. (WR) | 3 | 50 | 53 |
| 31t) | Walker, Ten. (TE) | 1 | 52 | 53 |

NFL / LEADING PUNTERS

| Rank | Player, Team | No | Yards | Lg | Avg | TB | Blk | Dwn | OB | Opp Ret | In | Net |
|------|-----------------|----|-------|----|------|----|-----|-----|----|---------|-----|---------|
| 1) | Hekker, St.L | 96 | 4601 | 68 | 47.9 | 6 | 0 | 17 | 8 | 40 | 289 | 41 43.7 |
| 2) | McAfee, Ind. | 85 | 4052 | 63 | 47.7 | 6 | 0 | 13 | 7 | 36 | 386 | 28 41.7 |
| 3) | *Darr, Mia. | 92 | 4380 | 70 | 47.6 | 10 | 0 | 8 | 9 | 50 | 526 | 30 39.7 |
| 4) | Kern, Ten. | 88 | 4175 | 61 | 47.4 | 1 | 0 | 6 | 11 | 47 | 605 | 34 40.3 |
| 5) | Lechler, Hou. | 95 | 4497 | 64 | 47.3 | 10 | 0 | 8 | 2 | 60 | 612 | 24 38.8 |
| 6) | Bosher, Atl. | 58 | 2735 | 69 | 47.2 | 4 | 1 | 4 | 3 | 28 | 272 | 24 40.4 |
| 7) | D. Jones, Phi. | 86 | 4038 | 64 | 47.0 | 8 | 2 | 12 | 1 | 42 | 215 | 29 41.6 |
| 8) | Lee, Cle. | 70 | 3270 | 67 | 46.7 | 4 | 0 | 7 | 7 | 37 | 381 | 25 40.1 |
| 9) | Koch, Bal. | 74 | 3454 | 67 | 46.7 | 5 | 0 | 7 | 15 | 35 | 176 | 29 42.9 |
| 10) | Schmidt, Buf. | 82 | 3797 | 65 | 46.3 | 3 | 0 | 10 | 9 | 40 | 353 | 22 41.3 |
| 11) | Anger, Jac. | 80 | 3700 | 63 | 46.3 | 4 | 0 | 6 | 3 | 45 | 462 | 26 39.5 |
| 12) | Way, Was. | 70 | 3224 | 64 | 46.1 | 7 | 1 | 14 | 5 | 30 | 258 | 21 39.8 |
| 13) | Allen, N.E. | 73 | 3358 | 67 | 46.0 | 3 | 1 | 6 | 11 | 39 | 347 | 31 39.9 |
| 14) | Martin, Det. | 80 | 3679 | 66 | 46.0 | 3 | 0 | 10 | 4 | 43 | 263 | 25 42.0 |
| 15) | Huber, Cin. | 68 | 3116 | 67 | 45.8 | 6 | 1 | 11 | 4 | 32 | 203 | 22 40.5 |
| 16) | Ryan, Sea. | 68 | 3105 | 73 | 45.7 | 7 | 0 | 8 | 4 | 29 | 386 | 24 37.9 |
| 17) | Morstead, N.O. | 56 | 2551 | 58 | 45.6 | 4 | 0 | 2 | 12 | 24 | 194 | 20 40.7 |
| 18) | Nortman, Car. | 70 | 3175 | 65 | 45.4 | 5 | 0 | 3 | 6 | 37 | 288 | 20 39.8 |
| 19) | Scifres, S.D. | 72 | 3261 | 68 | 45.3 | 2 | 1 | 8 | 4 | 44 | 432 | 15 38.2 |
| 20) | C. Jones, Dal. | 69 | 3117 | 61 | 45.2 | 1 | 0 | 6 | 16 | 24 | 162 | 27 42.5 |
| 21) | King, Oak. | 83 | 3697 | 70 | 44.5 | 4 | 1 | 21 | 9 | 30 | 201 | 40 40.7 |
| 22) | Wing, NY-G | 76 | 3380 | 64 | 44.5 | 6 | 0 | 17 | 2 | 30 | 300 | 33 38.9 |
| 23) | Colquitt, K.C. | 75 | 3333 | 62 | 44.4 | 5 | 0 | 14 | 9 | 26 | 170 | 37 40.8 |
| 24) | O'Donnell, Chi. | 70 | 3097 | 72 | 44.2 | 4 | 1 | 11 | 6 | 27 | 197 | 28 39.7 |
| 25) | Masthay, G.B. | 81 | 3554 | 62 | 43.9 | 6 | 0 | 6 | 14 | 41 | 174 | 18 40.2 |
| 26) | Quigley, NY-J | 75 | 3287 | 68 | 43.8 | 4 | 1 | 8 | 15 | 34 | 432 | 27 36.5 |
| 27) | *Pinion, S.F. | 91 | 3969 | 62 | 43.6 | 5 | 0 | 8 | 13 | 43 | 282 | 31 39.4 |
| 28) | Colquitt, Den. | 84 | 3663 | 62 | 43.6 | 4 | 0 | 16 | 12 | 36 | 247 | 22 39.7 |
| 29) | Butler, Ariz | 60 | 2575 | 58 | 42.9 | 6 | 1 | 8 | 2 | 25 | 295 | 22 35.4 |
| 30) | Berry, Pit. | 59 | 2511 | 79 | 42.6 | 2 | 0 | 12 | 5 | 19 | 165 | 28 39.1 |
| 31) | Schum, T.B. | 56 | 2348 | 60 | 41.9 | 4 | 0 | 7 | 3 | 27 | 140 | 15 38.0 |
| 32) | Locke, Min. | 66 | 2746 | 61 | 41.6 | 5 | 0 | 8 | 3 | 29 | 152 | 23 37.8 |

**NFL / LEADING PUNTERS, NET AVERAGE**

| Rank | Player, Team | No | Yards | Lg | Avg | TB | Blk | Dwn | OB | Opp Ret | In | Net |
|------|-----------------|----|-------|----|------|----|-----|-----|----|---------|-----|---------|
| 1) | Hekker, St.L | 96 | 4601 | 68 | 47.9 | 6 | 0 | 17 | 8 | 40 | 289 | 41 43.7 |
| 2) | Koch, Bal. | 74 | 3454 | 67 | 46.7 | 5 | 0 | 7 | 15 | 35 | 176 | 29 42.9 |
| 3) | C. Jones, Dal. | 69 | 3117 | 61 | 45.2 | 1 | 0 | 6 | 16 | 24 | 162 | 27 42.5 |
| 4) | Martin, Det. | 80 | 3679 | 66 | 46.0 | 3 | 0 | 10 | 4 | 43 | 263 | 25 42.0 |
| 5) | McAfee, Ind. | 85 | 4052 | 63 | 47.7 | 6 | 0 | 13 | 7 | 36 | 386 | 28 41.7 |
| 6) | D. Jones, Phi. | 86 | 4038 | 64 | 47.0 | 8 | 2 | 12 | 1 | 42 | 215 | 29 41.6 |
| 7) | Schmidt, Buf. | 82 | 3797 | 65 | 46.3 | 3 | 0 | 10 | 9 | 40 | 353 | 22 41.3 |
| 8) | Colquitt, K.C. | 75 | 3333 | 62 | 44.4 | 5 | 0 | 14 | 9 | 26 | 170 | 37 40.8 |
| 9) | King, Oak. | 83 | 3697 | 70 | 44.5 | 4 | 1 | 21 | 9 | 30 | 201 | 40 40.7 |
| 10) | Morstead, N.O. | 56 | 2551 | 58 | 45.6 | 4 | 0 | 2 | 12 | 24 | 194 | 20 40.7 |
| 11) | Huber, Cin. | 68 | 3116 | 67 | 45.8 | 6 | 1 | 11 | 4 | 32 | 203 | 22 40.5 |
| 12) | Bosher, Atl. | 58 | 2735 | 69 | 47.2 | 4 | 1 | 4 | 3 | 28 | 272 | 24 40.4 |
| 13) | Kern, Ten. | 88 | 4175 | 61 | 47.4 | 1 | 0 | 6 | 11 | 47 | 605 | 34 40.3 |
| 14) | Masthay, G.B. | 81 | 3554 | 62 | 43.9 | 6 | 0 | 6 | 14 | 41 | 174 | 18 40.2 |
| 15) | Lee, Cle. | 70 | 3270 | 67 | 46.7 | 4 | 0 | 7 | 7 | 37 | 381 | 25 40.1 |
| 16) | Allen, N.E. | 73 | 3358 | 67 | 46.0 | 3 | 1 | 6 | 11 | 39 | 347 | 31 39.9 |
| 17) | Nortman, Car. | 70 | 3175 | 65 | 45.4 | 5 | 0 | 3 | 6 | 37 | 288 | 20 39.8 |
| 18) | Way, Was. | 70 | 3224 | 64 | 46.1 | 7 | 1 | 14 | 5 | 30 | 258 | 21 39.8 |
| 19) | O'Donnell, Chi. | 70 | 3097 | 72 | 44.2 | 4 | 1 | 11 | 6 | 27 | 197 | 28 39.7 |
| 20) | *Darr, Mia. | 92 | 4380 | 70 | 47.6 | 10 | 0 | 8 | 9 | 50 | 526 | 30 39.7 |
| 21) | Colquitt, Den. | 84 | 3663 | 62 | 43.6 | 4 | 0 | 16 | 12 | 36 | 247 | 22 39.7 |
| 22) | Anger, Jac. | 80 | 3700 | 63 | 46.3 | 4 | 0 | 6 | 3 | 45 | 462 | 26 39.5 |
| 23) | *Pinion, S.F. | 91 | 3969 | 62 | 43.6 | 5 | 0 | 8 | 13 | 43 | 282 | 31 39.4 |
| 24) | Berry, Pit. | 59 | 2511 | 79 | 42.6 | 2 | 0 | 12 | 5 | 19 | 165 | 28 39.1 |
| 25) | Wing, NY-G | 76 | 3380 | 64 | 44.5 | 6 | 0 | 17 | 2 | 30 | 300 | 33 38.9 |
| 26) | Lechler, Hou. | 95 | 4497 | 64 | 47.3 | 10 | 0 | 8 | 2 | 60 | 612 | 24 38.8 |
| 27) | Scifres, S.D. | 72 | 3261 | 68 | 45.3 | 2 | 1 | 8 | 4 | 44 | 432 | 15 38.2 |
| 28) | Schum, T.B. | 56 | 2348 | 60 | 41.9 | 4 | 0 | 7 | 3 | 27 | 140 | 15 38.0 |
| 29) | Ryan, Sea. | 68 | 3105 | 73 | 45.7 | 7 | 0 | 8 | 4 | 29 | 386 | 24 37.9 |
| 30) | Locke, Min. | 66 | 2746 | 61 | 41.6 | 5 | 0 | 8 | 3 | 29 | 152 | 23 37.8 |
| 31) | Quigley, NY-J | 75 | 3287 | 68 | 43.8 | 4 | 1 | 8 | 15 | 34 | 432 | 27 36.5 |
| 32) | Butler, Ariz | 60 | 2575 | 58 | 42.9 | 6 | 1 | 8 | 2 | 25 | 295 | 22 35.4 |

NFL / PUNT RETURN LEADERS

| Rank | Player, Team | Ret | FC | Yards | Avg | Long | TD |
|------|-----------------------|-----|----|-------|------|------|----|
| 1) | Greene, Jac. | 18 | 8 | 301 | 16.7 | 73t | 1 |
| 2) | Amendola, N.E. | 23 | 12 | 276 | 12.0 | 82 | 0 |
| 3) | Sproles, Phi. | 38 | 18 | 446 | 11.7 | 89t | 2 |
| 4) | Benjamin, Cle. | 28 | 10 | 324 | 11.6 | 78t | 1 |
| 5) | *Clay, T.B.-Det.-Bal. | 23 | 3 | 244 | 10.6 | 82t | 1 |
| 6) | Ginn, Car. | 27 | 22 | 277 | 10.3 | 37 | 0 |
| 7) | D. Harris, NY-G | 34 | 7 | 341 | 10.0 | 80t | 1 |
| 8) | Rainey, T.B. | 29 | 14 | 288 | 9.9 | 58 | 0 |
| 9) | Landry, Mia. | 36 | 16 | 356 | 9.9 | 69t | 1 |
| 10) | Brown, Pit. | 22 | 13 | 212 | 9.6 | 71t | 1 |

NFL / KICKOFF RETURN LEADERS

| Rank | Player, Team | Ret | Yards | Avg | Long | TD |
|------|---------------------|-----|-------|------|------|----|
| 1) | Patterson, Min. | 32 | 1019 | 31.8 | 101t | 2 |
| 2) | *Abdullah, Det. | 37 | 1077 | 29.1 | 104 | 0 |
| 3) | D. Harris, NY-G | 22 | 631 | 28.7 | 100t | 1 |
| 4) | B. Cunningham, St.L | 25 | 714 | 28.6 | 102 | 0 |
| 5) | *D. Johnson, Ariz | 22 | 598 | 27.2 | 108t | 1 |
| 6) | *Bray, Ind. | 21 | 570 | 27.1 | 60 | 0 |
| 7) | Jones, Oak. | 31 | 829 | 26.7 | 70 | 0 |
| 8) | *Lockett, Sea. | 33 | 852 | 25.8 | 105t | 1 |
| 9) | Ellington, S.F. | 26 | 665 | 25.6 | 40 | 0 |
| 10) | Davis, K.C. | 24 | 603 | 25.1 | 54 | 0 |

**NFL / LEADERS IN INTERCEPTIONS**

| Rank | Player, Team | Int | Yards | Avg | Long | TD |
|------|-------------------------|-----|-------|------|------|----|
| 1t) | *Peters, K.C. | 8 | 280 | 35.0 | 90t | 2 |
| 1t) | Nelson, Cin. | 8 | 115 | 14.4 | 37 | 0 |
| 3t) | Johnson, St.L | 7 | 136 | 19.4 | 58t | 1 |
| 3t) | Coleman, Car. | 7 | 89 | 12.7 | 36t | 1 |
| 5) | M. Williams, NY-J | 6 | 45 | 7.5 | 21 | 0 |
| 6t) | Jones, Mia. | 5 | 104 | 20.8 | 42 | 2 |
| 6t) | Mathieu, Ariz | 5 | 92 | 18.4 | 33t | 1 |
| 6t) | E. Thomas, Sea. | 5 | 67 | 13.4 | 32 | 0 |
| 6t) | Adams, Ind. | 5 | 63 | 12.6 | 38 | 1 |
| 6t) | Revis, NY-J | 5 | 48 | 9.6 | 24 | 0 |
| 6t) | Woodson, Oak. | 5 | 22 | 4.4 | 11 | 0 |
| 6t) | R. Johnson, Ariz | 5 | 14 | 2.8 | 11 | 0 |
| 13t) | Norman, Car. | 4 | 110 | 27.5 | 46t | 2 |
| 13t) | Lowery, Ind. | 4 | 96 | 24.0 | 69t | 1 |
| 13t) | Quin, Det. | 4 | 77 | 19.3 | 31t | 1 |
| 13t) | Hal, Hou. | 4 | 54 | 13.5 | 31t | 1 |
| 13t) | Kuechly, Car. | 4 | 48 | 12.0 | 32t | 1 |
| 13t) | Ryan, N.E. | 4 | 39 | 9.8 | 25 | 0 |
| 13t) | Amerson, Was.-Oak. | 4 | 28 | 7.0 | 24t | 1 |
| 13t) | Davis, Car. | 4 | 22 | 5.5 | 22 | 0 |
| 13t) | House, Jac. | 4 | 21 | 5.3 | 15 | 0 |
| 13t) | Grimes, Mia. | 4 | 20 | 5.0 | 17 | 0 |
| 13t) | V. Davis, Ind. | 4 | 6 | 1.5 | 6 | 0 |
| 24t) | Talib, Den. | 3 | 123 | 41.0 | 63t | 2 |
| 24t) | Dansby, Cle. | 3 | 93 | 31.0 | 52t | 2 |
| 24t) | McBride, NY-G | 3 | 84 | 28.0 | 63t | 1 |
| 24t) | Rodgers-Cromartie, NY-G | 3 | 72 | 24.0 | 58t | 1 |
| 24t) | Verrett, S.D. | 3 | 68 | 22.7 | 68t | 1 |
| 24t) | Thurmond, Phi. | 3 | 67 | 22.3 | 44 | 0 |
| 24t) | Harmon, N.E. | 3 | 50 | 16.7 | 30 | 0 |
| 24t) | *Randall, G.B. | 3 | 47 | 15.7 | 43t | 1 |
| 24t) | Acker, S.F. | 3 | 45 | 15.0 | 45 | 0 |
| 24t) | Hyde, G.B. | 3 | 36 | 12.0 | 34 | 0 |
| 24t) | Gilmore, Buf. | 3 | 33 | 11.0 | 29 | 0 |
| 24t) | Gilchrist, NY-J | 3 | 31 | 10.3 | 31 | 0 |
| 24t) | Brock, S.F. | 3 | 26 | 8.7 | 26 | 0 |
| 24t) | Posluszny, Jac. | 3 | 25 | 8.3 | 19 | 0 |
| 24t) | J. Smith, Bal. | 3 | 24 | 8.0 | 24t | 1 |
| 24t) | Breaux, N.O. | 3 | 22 | 7.3 | 22 | 0 |
| 24t) | David, T.B. | 3 | 19 | 6.3 | 20t | 1 |
| 24t) | Mitchell, Pit. | 3 | 16 | 5.3 | 9 | 0 |
| 24t) | Shields, G.B. | 3 | 15 | 5.0 | 15 | 0 |
| 24t) | A. Jones, Cin. | 3 | 14 | 4.7 | 14 | 0 |
| 24t) | Allen, Atl. | 3 | 13 | 4.3 | 13 | 0 |
| 24t) | R. Parker, K.C. | 3 | 5 | 1.7 | 5 | 0 |
| 24t) | Newman, Min. | 3 | 4 | 1.3 | 4 | 0 |
| 24t) | Jenkins, St.L | 3 | 0 | 0.0 | 0 | 0 |

NFL / LEADERS IN SACKS

| Rank | Player, Team | Sacks |
|------|------------------------|-------|
| 1) | Watt, Hou. (DE) | 17.5 |
| 2) | Mack, Oak. (DE) | 15.0 |
| 3) | Ansah, Det. (DE) | 14.5 |
| 4) | Dunlap, Cin. (DE) | 13.5 |
| 5) | Cha. Jones, N.E. (DE) | 12.5 |
| 6t) | Mercilus, Hou. (LB) | 12.0 |
| 6t) | Wilkerson, NY-J (DE) | 12.0 |
| 8t) | Atkins, Cin. (DT) | 11.0 |
| 8t) | Donald, St.L (DT) | 11.0 |
| 8t) | Miller, Den. (LB) | 11.0 |
| 8t) | Short, Car. (DT) | 11.0 |
| 12t) | Griffen, Min. (DE) | 10.5 |
| 12t) | Ingram, S.D. (LB) | 10.5 |
| 12t) | Peppers, G.B. (LB) | 10.5 |
| 15t) | Bennett, Sea. (DE) | 10.0 |
| 15t) | Jordan, N.O. (DE) | 10.0 |
| 17t) | Ayers, NY-G (DE) | 9.5 |
| 17t) | Cox, Phi. (DE) | 9.5 |
| 17t) | Kerrigan, Was. (LB) | 9.5 |
| 20) | Avril, Sea. (DE) | 9.0 |
| 21) | McCoy, T.B. (DT) | 8.5 |
| 22t) | Freeney, Ariz (LB) | 8.0 |
| 22t) | D. Lawrence, Dal. (DE) | 8.0 |
| 22t) | Sheard, N.E. (DE) | 8.0 |
| 22t) | *P. Smith, Was. (LB) | 8.0 |
| 26t) | Houston, K.C. (LB) | 7.5 |
| 26t) | Vernon, Mia. (DE) | 7.5 |
| 26t) | Ware, Den. (LB) | 7.5 |
| 29t) | Barwin, Phi. (LB) | 7.0 |
| 29t) | Casey, Ten. (DE) | 7.0 |
| 29t) | Heyward, Pit. (DE) | 7.0 |
| 29t) | Houston, Chi. (LB) | 7.0 |
| 29t) | Langford, Ind. (DE) | 7.0 |
| 29t) | Mathis, Ind. (LB) | 7.0 |
| 29t) | Orakpo, Ten. (LB) | 7.0 |
| 29t) | J. Smith, T.B. (DE) | 7.0 |
| 29t) | Taylor, Det. (DE) | 7.0 |
| 29t) | Wake, Mia. (DE) | 7.0 |
| 39t) | Brooks, S.F. (LB) | 6.5 |
| 39t) | Graham, Phi. (LB) | 6.5 |
| 39t) | Hali, K.C. (LB) | 6.5 |
| 39t) | Lynch, S.F. (LB) | 6.5 |
| 39t) | Matthews, G.B. (LB) | 6.5 |
| 39t) | Ninkovich, N.E. (DE) | 6.5 |
| 39t) | Tuitt, Pit. (DE) | 6.5 |
| 39t) | Young, Chi. (LB) | 6.5 |
| 47t) | Addison, Car. (DE) | 6.0 |
| 47t) | Attaochu, S.D. (LB) | 6.0 |
| 47t) | Baker, Was. (DE) | 6.0 |
| 47t) | D. Bryant, Cle. (DE) | 6.0 |
| 47t) | Dumervil, Bal. (LB) | 6.0 |
| 47t) | Hardy, Dal. (DE) | 6.0 |
| 47t) | *Hunter, Min. (DE) | 6.0 |
| 47t) | McPhee, Chi. (LB) | 6.0 |
| 47t) | Suh, Mia. (DT) | 6.0 |

**NFL / FUMBLE RECOVERIES**

| Rank | Player, Team | TotRec | OffRec | DefRec |
|------|-------------------|--------|--------|--------|
| 1) | Rainey, T.B. | 6 | 6 | 0 |
| 2t) | Bortles, Jac. | 5 | 5 | 0 |
| 2t) | Cousins, Was. | 5 | 5 | 0 |
| 2t) | Tannehill, Mia. | 5 | 5 | 0 |
| 5t) | Bradford, Phi. | 4 | 4 | 0 |
| 5t) | Manning, NY-G | 4 | 4 | 0 |
| 5t) | Revis, NY-J | 4 | 0 | 4 |
| 5t) | Ryan, Atl. | 4 | 4 | 0 |
| 5t) | *Winston, T.B. | 4 | 4 | 0 |
| 5t) | Woodson, Oak. | 4 | 1 | 3 |
| 11t) | Ayers, St.L | 3 | 0 | 3 |
| 11t) | Bernard, Cin. | 3 | 3 | 0 |
| 11t) | Cassel, Buf.-Dal. | 3 | 3 | 0 |
| 11t) | Dalton, Cin. | 3 | 3 | 0 |
| 11t) | Flacco, Bal. | 3 | 3 | 0 |
| 11t) | *Hicks, Phi. | 3 | 0 | 3 |
| 11t) | Jones, Atl. | 3 | 3 | 0 |
| 11t) | *Mariota, Ten. | 3 | 3 | 0 |
| 11t) | Miller, Den. | 3 | 0 | 3 |
| 11t) | *Mumphery, Hou. | 3 | 3 | 0 |
| 11t) | Peterson, Min. | 3 | 3 | 0 |
| 11t) | Rivers, S.D. | 3 | 2 | 1 |
| 11t) | A. Rodgers, G.B. | 3 | 3 | 0 |
| 11t) | J. Smith, T.B. | 3 | 0 | 3 |
| 11t) | Taylor, Buf. | 3 | 3 | 0 |
| 11t) | Upshaw, Bal. | 3 | 0 | 3 |
| 11t) | Wagner, Sea. | 3 | 0 | 3 |

NFL / DEFENSIVE FUMBLE RECOVERIES

| Rank | Player, Team | Ret | Yards | Avg | Long | TD |
|------|-----------------------|-----|-------|------|------|----|
| 1) | Revis, NY-J | 4 | 18 | 4.5 | 17 | 0 |
| 2t) | Ayers, St.L | 3 | 45 | 15.0 | 45t | 1 |
| 2t) | Wagner, Sea. | 3 | 45 | 15.0 | 23t | 2 |
| 2t) | Woodson, Oak. | 3 | 36 | 12.0 | 38 | 0 |
| 2t) | J. Smith, T.B. | 3 | 22 | 7.3 | 10 | 1 |
| 2t) | *Hicks, Phi. | 3 | 11 | 3.7 | 11 | 0 |
| 2t) | Miller, Den. | 3 | 0 | 0.0 | 0 | 0 |
| 2t) | Upshaw, Bal. | 3 | 0 | 0.0 | 0 | 0 |
| 9t) | Munnerlyn, Min. | 2 | 55 | 27.5 | 55t | 1 |
| 9t) | Mosley, Bal. | 2 | 41 | 20.5 | 41t | 1 |
| 9t) | Mayowa, Oak. | 2 | 40 | 20.0 | 40 | 0 |
| 9t) | Redding, Ariz | 2 | 36 | 18.0 | 36t | 1 |
| 9t) | Demps, Hou. | 2 | 33 | 16.5 | 33t | 1 |
| 9t) | Graham, Buf. | 2 | 29 | 14.5 | 29 | 0 |
| 9t) | Nelson, Cin. | 2 | 25 | 12.5 | 25 | 0 |
| 9t) | Trufant, Atl. | 2 | 21 | 10.5 | 24t | 1 |
| 9t) | Goldson, Was. | 2 | 14 | 7.0 | 14 | 0 |
| 9t) | Freeny, N.E. | 2 | 12 | 6.0 | 7 | 0 |
| 9t) | Norman, Car. | 2 | 12 | 6.0 | 12 | 0 |
| 9t) | Powers, Ariz | 2 | 12 | 6.0 | 7t | 1 |
| 9t) | Swearinger, T.B.-Ariz | 2 | 12 | 6.0 | 12 | 0 |
| 9t) | Wade, NY-G | 2 | 5 | 2.5 | 5t | 1 |
| 9t) | Wright, Sea. | 2 | 4 | 2.0 | 4 | 0 |
| 9t) | Moats, Pit. | 2 | 3 | 1.5 | 3 | 0 |
| 9t) | Winn, Ind. | 2 | 2 | 1.0 | 2 | 0 |
| 9t) | Ansah, Det. | 2 | 1 | 0.5 | 1 | 0 |
| 9t) | Harper, Car. | 2 | 1 | 0.5 | 1 | 0 |
| 9t) | Baker, Was. | 2 | 0 | 0.0 | 0 | 0 |
| 9t) | Barrett, Den. | 2 | 0 | 0.0 | 0 | 0 |
| 9t) | Bass, Ten. | 2 | 0 | 0.0 | 0 | 0 |
| 9t) | Blackmon, Was. | 2 | 0 | 0.0 | 0 | 0 |
| 9t) | *M. Brown, N.E. | 2 | 0 | 0.0 | 0 | 0 |
| 9t) | Bucannon, Ariz | 2 | 0 | 0.0 | 0 | 0 |
| 9t) | Cox, Phi. | 2 | 0 | 0.0 | 0 | 0 |
| 9t) | Crick, Hou. | 2 | 0 | 0.0 | 0 | 0 |
| 9t) | David, T.B. | 2 | 0 | 0.0 | 0 | 0 |
| 9t) | Dumervil, Bal. | 2 | 0 | 0.0 | 0 | 0 |
| 9t) | Ealy, Car. | 2 | 0 | 0.0 | 0 | 0 |
| 9t) | Exum, Min. | 2 | 0 | 0.0 | 0 | 0 |
| 9t) | Hyde, G.B. | 2 | 0 | 0.0 | 0 | 0 |
| 9t) | S. Johnson, Ten. | 2 | 0 | 0.0 | 0 | 0 |
| 9t) | Jar. Jones, Pit. | 2 | 0 | 0.0 | 0 | 0 |
| 9t) | Jordan, N.O. | 2 | 0 | 0.0 | 0 | 0 |
| 9t) | Melton, T.B. | 2 | 0 | 0.0 | 0 | 0 |
| 9t) | Mitchell, Pit. | 2 | 0 | 0.0 | 0 | 0 |
| 9t) | Murphy, Was. | 2 | 0 | 0.0 | 0 | 0 |
| 9t) | Pierre-Paul, NY-G | 2 | 0 | 0.0 | 0 | 0 |
| 9t) | Robison, Min. | 2 | 0 | 0.0 | 0 | 0 |
| 9t) | Short, Car. | 2 | 0 | 0.0 | 0 | 0 |
| 9t) | Stewart, Den. | 2 | 0 | 0.0 | 0 | 0 |
| 9t) | *Timu, Chi. | 2 | 0 | 0.0 | 0 | 0 |
| 9t) | Tulloch, Det. | 2 | 0 | 0.0 | 0 | 0 |
| 9t) | K. Williams, Cle. | 2 | 0 | 0.0 | 0 | 0 |
| 9t) | V. Williams, Pit. | 2 | 0 | 0.0 | 0 | 0 |
| 9t) | Breeland, Was. | 2 | -1 | -0.5 | 0 | 0 |
| 9t) | Howard, K.C. | 2 | -1 | -0.5 | 0 | 0 |
| 9t) | Jackson, Den. | 2 | -2 | -1.0 | 0 | 0 |



Team/Offense Rank (Within League)

| | BAL | BUF | CIN | CLE | DEN | HOU | IND | JAX | KC | MIA | NE | NYJ | OAK | PIT | SD | TEN | ARI | ATL | CAR | CHI | DAL | DET | GB | MIN | NO | NYG | PHI | STL | SF | SEA | TB | WAS | | |
|--|-----|-----|-----|-----|-----|-----|-----|-----|----|-----|-----|-----|-----|-----|-----|-----|------|-----|-----|-----|-----|-----|----|-----|----|-----|-----|-----|----|-----|-----|-----|-----|----|
| | 14 | 13 | 15 | 25 | 16 | 19 | 28 | 18 | 27 | 26 | 6 | 10 | 24 | 3 | 9 | 30 | 1 | 7 | 11 | 21 | 22 | 20 | 23 | 29 | 2 | 8 | 12 | 32 | 31 | 4 | 5 | 17 | | |
| | 8 | 19 | 11 | 27 | 1 | 3 | 26 | 24 | 7 | 25 | 9 | 4 | 22 | 21 | 20 | 12 | 5 | 16 | 6 | 14 | 17 | 18 | 15 | 13 | 31 | 32 | 30 | 23 | 29 | 2 | 10 | 28 | | |
| | 13 | 24 | 10 | 30 | 1 | 5 | 26 | 15 | 6 | 22 | 7 | 4 | 11 | 18 | 29 | 16 | 9 | 20 | 2 | 25 | 19 | 23 | 17 | 14 | 32 | 31 | 21 | 12 | 27 | 3 | 8 | 28 | | |
| | 12 | 16 | 7 | 30 | 3 | 10 | 25 | 15 | 8 | 28 | 9 | 2 | 13 | 5 | 27 | 18 | 6 | 14 | 4 | 22t | 22t | 19 | 21 | 17 | 31 | 24 | 32 | 20 | 29 | 1 | 11 | 26 | | |
| | 10 | 25 | 22 | 27 | 1 | 17 | 23 | 5 | 16 | 14 | 11 | 3 | 18 | 6 | 30 | 8 | 15 | 7 | 26 | 19 | 20 | 29 | 21 | 32 | 24 | 28 | 13 | 12 | 4 | 2 | 31 | | | |
| | 10 | 19 | 20 | 22 | 1 | 3 | 24 | 29 | 9 | 21 | 17 | 13 | 26 | 30 | 14 | 7 | 18 | 11 | 4 | 5 | 15 | 6 | 12 | 31 | 32 | 28 | 23 | 27 | 2 | 16 | 25 | | | |
| | 16 | 14 | 6 | 31 | 1 | 3 | 19 | 23 | 4 | 27 | 8 | 7 | 10 | 17 | 28 | 25 | 22 | 2 | 18 | 24 | 21 | 11 | 12 | 32 | 29 | 15 | 13 | 30 | 5 | 20 | 26 | | | |
| | 32 | 8 | 4 | 22 | 13 | 12 | 6 | 31 | 2 | 14 | 24 | 5 | 19 | 9 | 21 | 18 | 3 | 10 | 1 | 30 | 29 | 26 | 7 | 17 | 27 | 16 | 15 | 20 | 28 | 11 | 23 | 25 | | |
| | 13 | 31 | 17 | 28 | 1 | 3 | 22 | 23 | 7 | 26 | 2 | 18 | 24 | 8 | 20 | 6 | 32 | 14 | 12 | 21 | 4 | 5 | 9 | 27 | 30 | 25 | 11 | 29 | 15 | 10 | 16 | | | |
| | 12 | 19t | 10t | 19t | 5 | 3 | 23 | 29 | 13 | 26t | 9 | 1 | 25 | 7 | 14t | 25 | 4 | 24 | 6 | 10t | 14t | 17 | 8 | 16 | 32 | 31 | 30 | 18 | 28 | 2 | 26t | 22 | | |
| | 19 | 23 | 18 | 20 | 7 | 1 | 17 | 31 | 2 | 28 | 10 | 3 | 11 | 21 | 14 | 25 | 8 | 27 | 13 | 29 | 15 | 24 | 9 | 5 | 22 | 32 | 26 | 6 | 16 | 4 | 30 | 12 | | |
| | 10t | 2 | 12 | 27t | 8 | 25 | 30 | 16t | 15 | 5t | 10t | 22 | 19 | 4 | 32 | 5t | 24 | 9 | 16t | 26 | 14 | 16t | 14 | 16t | 31 | 23 | 27t | 3 | 20 | 1 | 27t | 21 | | |
| | 2 | 19 | 7 | 26 | 12 | 24 | 28 | 25 | 9 | 27 | 20 | 30 | 10 | 18 | 22 | 31 | PR | AVG | 29 | 21 | 15 | 14 | 11 | 6 | 1 | 5 | 16 | 23 | 3 | 13 | 8 | 32 | 4 | 17 |
| | 23 | 1 | 12 | 8 | 6 | 18 | 3 | 16 | 19 | 9 | 2 | 14 | 13 | 10 | 32 | 30t | KR | AVG | 17 | 30t | 28 | 21 | 15 | 22 | 29 | 26 | 27 | 5 | 7 | 11 | 25 | 24 | 20 | 4 |
| | 24 | 4 | 12 | 3 | 28 | 27 | 18 | 6t | 11 | 23 | 31 | 30 | 19 | 5 | 1 | 32 | Gpnt | AVG | 29 | 21 | 26 | 8 | 16 | 9 | 2 | 6t | 10 | 25 | 20 | 13 | 22 | 17 | 15 | 14 |
| | 12 | 16 | 10 | 1 | 30 | 28 | 27 | 2 | 15 | 5 | 18 | 29 | 20 | 6 | 22 | 32 | Npnt | AVG | 31 | 17 | 24 | 14 | 26 | 25 | 19 | 13 | 4 | 8 | 11 | 7 | 21 | 9 | 3 | 23 |
| | 24 | 15 | 2 | 29 | 4 | 7t | 25 | 31 | 3 | 19 | 10 | 9 | 22 | 11 | 21 | 27 | Pts | Gm | 7t | 14 | 6 | 20 | 16 | 23 | 12 | 5 | 32 | 30 | 28 | 13 | 18 | 1 | 26 | 17 |
| | 21 | 16t | 22 | 9t | 14t | 16t | 4 | 12t | 26 | 24t | 5t | 23 | 27t | 19t | 24t | 9t | FG% | 7 | 29 | 19t | 18 | 1t | 5t | 14t | 11 | 31 | 1t | 27t | 32 | 8 | 3 | 30 | 12t | |

Opponent/Defense Rank (Within League)

| | BAL | BUF | CIN | CLE | DEN | HOU | IND | JAX | KC | MIA | NE | NYJ | OAK | PIT | SD | TEN | ARI | ATL | CAR | CHI | DAL | DET | GB | MIN | NO | NYG | PHI | STL | SF | SEA | TB | WAS | | |
|--|-----|-----|-----|-----|-----|-----|-----|-----|----|-----|-----|-----|-----|-----|-----|-----|------|-----|-----|-----|-----|-----|-----|-----|-----|-----|-----|-----|----|-----|-----|-----|----|----|
| | 8 | 19 | 11 | 27 | 1 | 3 | 26 | 24 | 7 | 25 | 9 | 4 | 22 | 21 | 20 | 12 | 5 | 16 | 6 | 14 | 17 | 18 | 15 | 13 | 31 | 32 | 30 | 23 | 29 | 2 | 10 | 28 | | |
| | 13 | 24 | 10 | 30 | 1 | 5 | 26 | 15 | 6 | 22 | 7 | 4 | 11 | 18 | 29 | 16 | 9 | 20 | 2 | 25 | 19 | 23 | 17 | 14 | 32 | 31 | 21 | 12 | 27 | 3 | 8 | 28 | | |
| | 10 | 25 | 22 | 27 | 1 | 17 | 23 | 5 | 16 | 14 | 11 | 3 | 18 | 6 | 30 | 8 | 15 | 7 | 26 | 19 | 20 | 29 | 21 | 32 | 24 | 28 | 13 | 12 | 4 | 2 | 31 | | | |
| | 10 | 19 | 20 | 22 | 1 | 3 | 24 | 29 | 9 | 21 | 17 | 13 | 26 | 30 | 14 | 7 | 18 | 11 | 4 | 5 | 15 | 6 | 12 | 31 | 32 | 28 | 23 | 27 | 2 | 16 | 25 | | | |
| | 16 | 14 | 6 | 31 | 1 | 3 | 19 | 23 | 4 | 27 | 8 | 7 | 10 | 17 | 28 | 25 | 22 | 2 | 18 | 24 | 21 | 11 | 12 | 32 | 29 | 15 | 13 | 30 | 5 | 20 | 26 | | | |
| | 32 | 8 | 4 | 22 | 13 | 12 | 6 | 31 | 2 | 14 | 24 | 5 | 19 | 9 | 21 | 18 | 3 | 10 | 1 | 30 | 29 | 26 | 7 | 17 | 27 | 16 | 15 | 20 | 28 | 11 | 23 | 25 | | |
| | 13 | 31 | 17 | 28 | 1 | 3 | 22 | 23 | 7 | 26 | 2 | 18 | 24 | 8 | 20 | 6 | 32 | 14 | 12 | 21 | 4 | 5 | 9 | 27 | 30 | 25 | 11 | 29 | 15 | 10 | 16 | | | |
| | 12 | 19t | 10t | 19t | 5 | 3 | 23 | 29 | 13 | 26t | 9 | 1 | 25 | 7 | 14t | 25 | 4 | 24 | 6 | 10t | 14t | 17 | 8 | 16 | 32 | 31 | 30 | 18 | 28 | 2 | 26t | 22 | | |
| | 19 | 23 | 18 | 20 | 7 | 1 | 17 | 31 | 2 | 28 | 10 | 3 | 11 | 21 | 14 | 25 | 8 | 27 | 13 | 29 | 15 | 24 | 9 | 5 | 22 | 32 | 26 | 6 | 16 | 4 | 30 | 12 | | |
| | 10t | 2 | 12 | 27t | 8 | 25 | 30 | 16t | 15 | 5t | 10t | 22 | 19 | 4 | 32 | 5t | 24 | 9 | 16t | 26 | 14 | 16t | 14 | 16t | 31 | 23 | 27t | 3 | 20 | 1 | 27t | 21 | | |
| | 2 | 19 | 7 | 26 | 12 | 24 | 28 | 25 | 9 | 27 | 20 | 30 | 10 | 18 | 22 | 31 | PR | AVG | 29 | 21 | 15 | 14 | 11 | 6 | 1 | 5 | 16 | 23 | 3 | 13 | 8 | 32 | 4 | 17 |
| | 23 | 1 | 12 | 8 | 6 | 18 | 3 | 16 | 19 | 9 | 2 | 14 | 13 | 10 | 32 | 30t | KR | AVG | 17 | 30t | 28 | 21 | 15 | 22 | 29 | 26 | 27 | 5 | 7 | 11 | 25 | 24 | 20 | 4 |
| | 24 | 4 | 12 | 3 | 28 | 27 | 18 | 6t | 11 | 23 | 31 | 30 | 19 | 5 | 1 | 32 | Gpnt | AVG | 29 | 21 | 26 | 8 | 16 | 9 | 2 | 6t | 10 | 25 | 20 | 13 | 22 | 17 | 15 | 14 |
| | 12 | 16 | 10 | 1 | 30 | 28 | 27 | 2 | 15 | 5 | 18 | 29 | 20 | 6 | 22 | 32 | Npnt | AVG | 31 | 17 | 24 | 14 | 26 | 25 | 19 | 13 | 4 | 8 | 11 | 7 | 21 | 9 | 3 | 23 |
| | 24 | 15 | 2 | 29 | 4 | 7t | 25 | 31 | 3 | 19 | 10 | 9 | 22 | 11 | 21 | 27 | Pts | Gm | 7t | 14 | 6 | 20 | 16 | 23 | 12 | 5 | 32 | 30 | 28 | 13 | 18 | 1 | 26 | 17 |
| | 14t | 10t | 16t | 20t | 6 | 3t | 9 | 7 | 12 | 1 | 8 | 26 | 20t | 16t | 19 | 18 | FG% | 30 | 3t | 20t | 14t | 24 | 20t | 27 | 10t | 25 | 32 | 29 | 2 | 31 | 28 | 13 | | |



– SEASON REVIEW CLIPS –

Ravens put emphasis on continuity this offseason



USA TODAY | JANUARY 7, 2016 | ASSOCIATED PRESS

OWINGS MILLS, Md. (AP) — Ravens owner Steve Bisciotti doesn't think wholesale changes are needed after enduring one of the most disappointing seasons in franchise history.

Furthermore, Bisciotti is a firm proponent of continuity and he is confident the Ravens have the coaches and players in place to bounce back from their 5-11 record.

Baltimore placed 20 players on injured reserve throughout the season, including starting quarterback Joe Flacco, running back Justin Forsett and wide receiver Steve Smith. Despite the depleted roster, the Ravens were competitive_nine of their losses were decided by eight points or fewer.

"The close losses piled up," Bisciotti said at the team's season-ending news conference on Thursday.

"We had a bunch of heartbreaking losses this year. I don't think a whole lot has to be done. The one thing I'm proud of is that we all view continuity as a strength.

"Continuity doesn't stem from laziness. It comes from confidence. I have a lot of faith we will get it all straightened out. I hope we don't have as many injuries."

Ravens coach John Harbaugh confirmed that almost all of his coaching staff will return, including offensive coordinator Marc Trestman and defensive coordinator Dean Pees.

The one exception is linebackers coach Ted Monachino, who was hired as the Colts new defensive coordinator.

"We'll certainly change how we do things, how we approach things and things like that," Harbaugh said. "The same guys will be in place and I'm excited to work with them."

Because of the poor finish, Baltimore will have the No. 6 pick in the draft. It will be the first time since 2003 that the Ravens have a top 10 selection. However, the higher pick was no consolation for general manager Ozzie Newsome.

"I think the toughest part of picking this high is having to suffer through the season we just suffered through," Newsome said.

"A lot of times when we are looking at players and we're picking in the 20s to (30s) like we've been picking, we just say there's no way that player is going to have a chance to make it down to us. That's not the case this year. We'll be prepared."

The Ravens will also look at free agency to add a playmaker. Newsome would prefer to add at least one dynamic wide receiver.

"When you lose close games, sometimes a real good player could be the difference," Newsome said. "We need to augment our team. (Harbaugh) and his staff do a very good job of developing players.

"But you need to have some players, that when the game is on the line, they have the ability to make a play. We will be trying to add some of that to our team, but a lot of that can be done through development."

The Ravens, however, won't stray too far away from what has made them so successful in the past. The franchise has won two Super Bowls since 2000 and made the playoffs in six of the past eight years.

Bisciotti attributes a lot of that success to the lack of turnover within the organization. It was a lesson he learned from former Ravens owner Art Modell, who died in 2012.

"It's absolutely a sound business philosophy," Bisciotti said. "If you go through the league, the winning teams are the ones that have the least turnover in their front office and coaching staffs. You can't just turn things over based on your record. That sends you down.

"You might have a blip up. But we want the blip down to be the abnormality in our growth and our development as an organization. This is one of those times."

Ravens' Continuity Philosophy Comes From The Owner

The Ravens' patient approach traces to Steve Bisciotti's business success.



BALTIMORERAVENS.COM | JANUARY 7, 2016 | JOHN EISENBERG

Now that the holidays are over, we're in the midst of the NFL's traditional season of change. It's definitely not a peace-on-earth kind of deal.

Since the Ravens' played their final regular-season game last weekend, we've had Black Monday, Black Tuesday and Black Wednesday. Many teams that experienced losing seasons are making changes. They're looking either for a new head coach, a new general manager, a new unit coordinator, maybe two unit coordinators or some combination of the above.

The lesson in all the hullabaloo is it's hard to sell losing to your public. You have to do something to show you're reacting, trying to get better. But the Ravens just don't think or operate that way.

They were a losing team in 2015, their 5-11 record as dismal as the records of many of the teams making changes this week. But their end-of-year press conference Thursday at the Under Armour Performance Center was like a scene out of a soothing yoga class. No drama. No headlines. No heads rolling.

In the wake of their worst season since 2007, the Ravens aren't making any major changes, and for that matter, few small changes. They're going to tackle 2016 with the same crew.

It's hardly a surprise. The Ravens are widely known as one of the league's most stable organizations. In two decades, they've only had three head coaches and one GM. Not coincidentally, they believe, they also have won two Super Bowls and made 10 playoff appearances.

The "stay the course" philosophy originates with Owner Steve Bisciotti, and when it was my turn to pose a question Thursday, I asked him about it. Did he develop the approach in the business world and bring it to the NFL, or has he seen since he got into football that patience is the shortest path to success?

"Both," Bisciotti exclaimed.

He spent a long time answering the question, starting by explaining that he learned in business that he was better off keeping his people in their jobs, as opposed to stealing competitors. "It's a sound business philosophy; I didn't want their bad habits," he said. Then, once he got into football, former Ravens Owner Art Modell explained that continuity almost always trumped knee-jerk change. For evidence of the soundness of the approach, Bisciotti said, look no further than the standings.

"If you look through the league, the teams that have won (recently): Pittsburgh, New Orleans, Packers, Patriots, Seahawks – they have the same people running the show. The other teams who aren't getting to the top are the ones that have been through two, three and four coaches and one, two and three different GMs in just these last eight years," Bisciotti said. "So, yeah ... continuity is a huge part of the recipe for success."

Of course, it's one thing to stand pat when you're winning and everyone thinks you're brilliant, and another thing to stand pat after a losing season like the one the Ravens just experienced. Some fans are clamoring for changes, and frankly, after 5-11, there are some cases to be made.

By doing nothing and saying, as Biscotti did Thursday, that "we all view continuity as a strength," the Ravens are telling their public that they still believe in their methods and their people. Period.

That's not going to make some fans happy, but that's how the Ravens proceed, in good times and bad. Bisciotti was adamant.

"You can't just turn things over based on your record or you'll never ... I think that that just sends you down," he said. "You might have a blip up, but we want the blip down to be the abnormality in our growth and our development as an organization, and this is one of those times."

There you go: The owner believes the losing season was "a blip" more than a catastrophic, system-wide failure. We'll have a better idea in a year whether he's right, but either way, the Ravens have a clear organizational philosophy, plenty of evidence supporting their approach, and if you ask me, it's the right way to roll.

Ravens players see healthy returns of stars as key to 2016

BALTIMORE SUN | JANUARY 4, 2016 | JEFF ZREBIEC

Quarterback Joe Flacco arrived first, walking gingerly to his locker where he was quickly surrounded by reporters. Wide receiver Steve Smith Sr. came in about eight minutes later and propped his right foot up on a stool as he addressed his decision to put off retirement and return for a 16th NFL season.

Before too long, tight end Dennis Pitta was in front of his locker, and so were left tackle Eugene Monroe and center Jeremy Zuttah. Running back Justin Forsett and tight end Crockett Gillmore popped their heads in, as well.

All seven players were viewed as key parts of the Ravens offense in 2015. Yet each one finished the year among the 21 Ravens on either injured reserve or the physically unable to perform list.

As the offseason began Monday following the conclusion on Sunday of a bitterly disappointing 5-11 season, many Ravens said the healthy returns of frontline players are the biggest additions the team can make over the next couple of months.

"It's definitely a different feeling this offseason than ever before for myself for a lot of reasons," said Flacco, who tore the ACL and MCL in his left knee during a Nov. 22 victory over the St. Louis Rams. "Obviously we didn't win as many games as we wanted to this year and obviously what's going on with me. But we have a lot of good guys coming back and hopefully we can keep as healthy as possible when they do get ready to come back next year.

"We've got to head into this just like any other year, optimistic about our future and do as much work as we can to make sure that we come back ready to go."

A little less than a month removed from having his knee surgically repaired, Flacco said his recovery is going well. He's been rehabilitating at the Under Armour Performance Center twice a day and was even getting around Monday without crutches.

The goal remains for Flacco to be ready for the start of training camp in August, but the quarterback said that it's far too early to know if that's possible.

"By August, I'll be like eight months out of surgery," he said. "I don't know what the timeline is on these things, but I'm in there doing the work. So, I'm expecting I'll be ready to go. I really have no idea, though."

Smith, Flacco's top target, also isn't sure when he'll be able to return to action. He tore his right Achilles tendon during a Nov. 1 victory over the San Diego Chargers. Smith has begun the rehab process and he got out of his walking boot Monday.

He's been urged to take it slow for the next four weeks, and then he's expected to ramp up his activity level at the 12-week mark. Smith, however, said he won't push the pace.

"I won't be ahead of schedule," Smith said. "If anything, to be safe, I'll be behind schedule. With an injury like this, you don't want to be ahead of schedule. That takes away a lot of stuff."

Smith will turn 37 in May, and he'll be coming off a significant injury. The fiery wide receiver insisted that he would have rehabbed the injury hard whether he was planning to play again or not, just because he wants to be able to play with his kids.

Ultimately, though, Smith said he and his wife started having discussions about him playing another season as early as Week 2. It became obvious — season-ending injury or not — that he would return for one more year.

"Before I got hurt, you all didn't think I would be able to put up the numbers that I was at 36. So, will I be able to put up numbers at 37? To be honest, you guys don't know what the hell you're talking about, so it doesn't matter," Smith said. "Can I run like I used to at 22? No, but I'm comfortable being 37 years old, being on this team, and they're comfortable with me, so we're going to operate that way."

Pitta is also playing the waiting game. He missed the entire 2015 season as he continues to recover from his second fractured and dislocated hip.

Over the past three seasons, the tight end has played in just seven games. However, he hasn't given up hope that he'll return for the 2016 season. He wants to play, yet he still hasn't gotten full clearance from his doctors.

"It's not entirely my decision," Pitta said Monday. "Certainly, I have a lot of weight in what my future holds, but it's not totally in my hands. There's no timeline as far as when a decision is going to be made. We'll give it some time this offseason, and I'll certainly do some thinking and testing my body and hip, and we'll see."

The Ravens finished 14th in the NFL in total offense (359.3 yards per game), but just 25th in points per game (20.3), and 26th in rushing yards per game (92.4). Their 21 interceptions on the season, a total accrued by four quarterbacks, were tied for the third most in the NFL.

But as several key players cleaned out their lockers and dumped clothes and equipment into large black garbage bags, they spoke with optimism about the future of the offense and the team.

"I know Joe Flacco. I know he's going to be, in the offseason, working to make sure that he's 110 percent when it's time to go. And I know Steve Smith, I know Terrell Suggs. I know those guys are going to do everything in their power," said Zuttah who had shoulder surgery in mid-November. "We've got a lot of young guys on the team that are going to just add to what they they've done and just keep improving. I'm confident in everybody in this locker room."

The Ravens' hope is that some good will come out of the rash of injuries that the team suffered. Young players such as running backs Buck Allen and Terrance West (Towson, Northwestern High); wide receivers Kamar Aiken, Jeremy Butler and Chris Matthews; tight end Maxx Williams; offensive linemen John Urschel and Ryan Jensen; and outside linebacker Za'Darius Smith got extended opportunities to play bigger roles.

The Ravens also will hold the sixth overall pick in the NFL draft in April. The last time they made a selection that high, they nabbed Jamal Lewis with the fifth pick in 2000, and the physical running back emerged as the focal point of the Ravens offense for many years.

The sense Monday, though, as players said their goodbyes and scattered to different parts of the country, was that the 2016 team's fortunes will be largely tied to the health of guys like Flacco, Forsett, Smith and Suggs.

"I think we're starting out with a good foundation, but obviously, we need to improve," Flacco said. "We need to play better. We're going to have to look at what we have when this offseason settles down and see where we may need a guy or two. But yes, we need to improve; there's no doubt about it. We're a 5-11 football team, and we feel like we're a lot better than that."

Ravens' John Harbaugh calls 5-win year 'one of the most rewarding seasons'



ESPN.COM | JANUARY 3, 2016 | JAMISON HENSLEY

CINCINNATI -- The Baltimore Ravens' disappointing 2015 season will be defined by significant injuries, the lack of big plays on offense and an inability to create turnovers on defense.

It will also be remembered as the season in which the Ravens (5-11) tied the second-worst record in franchise history but refused to crumble. Nine of Baltimore's 11 losses were by eight points or fewer, including a season-ending 24-16 defeat to the Cincinnati Bengals.

"This has been one of the most rewarding seasons I've ever had," coach John Harbaugh said. "It's hard for people on the outside to understand that, but I think if you've ever been part of a team, you would understand that. If you've ever coached or played, you understand how that could go. These guys will stand forever because of what they accomplished. Not in the win-loss column, but in the team column and family column in sticking together."

The Ravens, who had a NFL-high 20 players on injured reserve, finished the season by upsetting the Pittsburgh Steelers in Week 16 and leading the AFC North champion Bengals at halftime in Week 17. But turnovers -- two interceptions by quarterback Ryan Mallett -- and one play over 20 yards proved to be Baltimore's undoing Sunday in what has been a theme throughout the season.

Other teams with double-digit losses didn't hold up as well as the Ravens. Jacksonville, Cleveland and Dallas all lost by 11 points or more Sunday.

"I think this team has a lot to be proud of," kicker Justin Tucker said. "A team that struggled through the things that we struggled through, it's been a tumultuous year. To stick together like this team has -- this might sound crazy -- but it's been one of my favorite years to play football."

This was very different from 2007, the last time the Ravens went 5-11. Baltimore lost six times by at least two touchdowns that season, and the Ravens were the only team to lose to the previously winless Miami Dolphins. It eventually led to the firing of coach Brian Billick and the hiring of Harbaugh.

After going through his own 5-11 year, Harbaugh believes this will be a long-term learning experience for the team.

"I told them, you're going to talk to your kids about it," Harbaugh said. "It's easy to talk to them about the Super Bowl and the championship and the playoff games you've played in. That's all fine. But there's a point in time when your kids are going to come to you and they've been going through a rough time and things aren't going to be going well for them and you're going to be able to relate back to your career and say 'Let me tell you about 2015 with the Ravens and what we did and what I did and how I handled it.' That's pretty powerful."

Elvis Dumervil was one of the last Ravens veterans standing in 'a season of grind'



[BALTIMORE SUN](#) | JANUARY 9, 2016 | CHILDS WALKER

Moments after the Ravens wrapped their final team meeting of the 2015 season, linebacker Elvis Dumervil attempted to pass through the locker room unobtrusively — or at least as unobtrusively as a 260-pound man with 96 NFL sacks to his name can move through any space.

Dumervil, soft-spoken by nature, had become one of the team's chief public faces as veteran stars dropped around him and losses mounted.

He had handled the role with the same grace and sense of duty he'd displayed on the field, where a season-ending injury to fellow linebacker Terrell Suggs had forced him into an unexpected and ultimately counterproductive workload.

But finally, the 31-year-old Dumervil seemed exhausted with it all.

"It was just a season of grind," he said quietly. "Did some good things, some things we didn't do good enough. We've just got to get better."

Though Dumervil was one of the few veteran Ravens to make it through all 16 games, his 2015 spoke to the struggles that haunted the team as a whole. With Suggs gone after Week 1 and Pernell McPhee departed in free agency, Dumervil was the only experienced pass rusher left standing.

As a result, he played 792 snaps, or 74.5 percent of the team's defensive total, up from 603 snaps and 55.8 percent of the total in 2014. He also drew many of the double teams that had previously focused on Suggs and did so as he coped with a mid-season groin injury.

Hence Dumervil, who talked of setting a new single-season sack record during a summer minicamp, dropped from 17 sacks in 2014 to six in 2015. Overall, the Ravens dropped from 49 sacks, tied for second in the league, to 37, tied for 17th.

During their season review news conference on Thursday, Ravens owner Steve Bisciotti, general manager Ozzie Newsome and coach John Harbaugh all said restoring a fearsome pass rush is a priority for the offseason.

Bisciotti acknowledged he was caught off guard by the seismic damage from Suggs' torn Achilles tendon. The injury not only robbed the Ravens of a Pro Bowl defender and forced Dumervil into an uncomfortable workload, it pushed defensive coordinator Dean Pees to sacrifice sound pass coverage as he used cornerbacks and safeties to blitz.

The situation improved late in the season as rookie linebacker Za'Darius Smith and second-year defensive end Timmy Jernigan grew into more formidable pass rushers. But Bisciotti said the Ravens still need to add talent. They own the No. 6 pick in the NFL Draft and could use one of their top selections on a pass rusher.

"We need to develop guys like Za'Darius, we need to draft more of them, and we need to get Suggs back healthy," Bisciotti said. "I think I have a true appreciation of what pressure means, and so that's what I think we need to do. I think we need to focus on our free agency and our draft, and I think we have to have multiple pass rushers in order to let everybody else be effective."

Harbaugh agreed but didn't want it lost that Dumervil delivered a noble effort under sub-optimal circumstances.

"Elvis Dumervil, I'll tell you what, he was bringing it, week-in and week-out," the Ravens coach said. "But he was getting a lot of attention, too. That made it a little bit tougher for him."

Smith, the rookie out of Kentucky, said he received an education just watching the way Dumervil — "Doom" to his teammates — handled the disappointing season.

"I really enjoyed him," Smith said as he cleared personal belongings from his locker. "Sometimes, I did hit a rookie wall, and he'll just pull me to the side and let me know, hey man, it's all going to work out. Just keep working."

Smith did come on late in the year after he was inactive for the season opener and struggled through his first doses of NFL action. He posted 3 ½ sacks in the team's final three games and vowed to spend the offseason developing greater explosion off the line.

The Ravens entered the season expecting Suggs and Dumervil to serve as fearsome bookends, with Suggs playing almost every down and Dumervil serving as a designated quarterback hunter from the edge. They hoped the 6-foot-4, 275-pound Smith would begin to fill McPhee's underappreciated role as the guy who could apply pressure from any spot along the defensive front.

Suggs, Dumervil and McPhee played together on almost ¼ of the team's defensive snaps in 2014, and when all three were in the game, the Ravens didn't need to blitz to generate pressure. With only Dumervil left standing after the 2015 season opener, they never really got to play the way they wanted to in 2015.

"Za'Darius Smith didn't get to fill in Pernell [McPhee's] role that we had drafted him for, because all of a sudden he's got to line up on the edge," Bisciotti lamented. "That's really not what we were thinking when we drafted him. We thought we had a good replacement — and we got a good replacement — but immediately, we didn't get to have that third rusher."

The team will likely try to restore its 2014 blueprint for next season. Newsome said Suggs feels motivated to return and play at a high level. That would allow Dumervil to return to his role as a pure edge-rush specialist and Smith to slip into his projected spot as a McPhee-style hybrid. With Jernigan coming from the middle and possible new talent on hand, the team's decision makers dream of terrorizing quarterbacks again in 2016.

For his part, Dumervil seemed eager to leave 2015 behind so he could get home to Florida and recuperate. He'll wrestle his battered body back into condition and steel his mind for a 10th NFL season, one in which he could record his 100th sack and move into the top 25 all-time in the category.

He demurred on questions about the team's talent needs and about whether the coaching staff should remain intact, though he did express love for Pees.

"Man, I'm just a football player," he said. And then he was gone.

Ravens remarkably finish as NFL's second-best defense in second half of season



ESPN.COM | JANUARY 4, 2016 | JAMISON HENSLEY

This Baltimore Ravens defense struggled to force turnovers unlike any other in team history.

But no other Ravens defense improved more during a season.

The Ravens finished as the NFL's second-best defense in the second half of the season after ranking 24th in the first half. Only the Houston Texans had a better defense since Week 10.

In the first eight games of the season, Baltimore allowed 383.6 yards per game. In the final eight, the Ravens gave up an average of 291.1 yards. That's a difference of 92.5 yards per game.

"We had a chance to gather our thoughts mentally and just kind of tell ourselves that we have to play better. And guys responded," linebacker Elvis Dumervil said. "On defense, it's all about effort and passion. And that got turned up."

The Ravens set a team record for futility this season with 14 turnovers. But what changed dramatically was how Baltimore limited big plays downfield. The Ravens allowed 15 completions over 30 yards in their first eight games and gave up three such passes in the last eight.

As a result, Baltimore allowed the fewest passing yards in the second half of the season (183.3 per game) and ranked third on third downs (opponents converted 30.3 percent of the time).

The Ravens made some personnel changes over that time. Lardarius Webb played more free safety, and Shareece Wright moved into a starting role. But coach John Harbaugh said the improvement came down to how the players executed.

"I think we have been playing with more discipline, and I think we have playing better assignments," Harbaugh said. "We cleaned up our assignments and our system a little bit. We put it together a little bit better in ways guys could operate. You learn those types of things over the course of season, and we're going to go to work and continue to do that over the next few months. We're going to come out swinging as a coaching staff in the next few weeks, and we're going to be putting together some systems with offense, defense and special teams that will be better than the one we ended the season with. That's our responsibility to do that, and we think we can do it."

The Ravens finished as the No. 8 defense in the NFL in 2015. Six of the seven teams ranked ahead of the Ravens are in the playoffs (Denver, Seattle, Houston, Arizona, Carolina and Kansas City).

It's the 14th time in the franchise's 20-year history that the Ravens defense ranked in the top 10, including the sixth time in Harbaugh's eight seasons.

During most trying season as Ravens coach, John Harbaugh held team together



BALTIMORE SUN | JANUARY 2, 2016 | JEFF ZREBIEC

After the Ravens' final practice before last Sunday's game against the Pittsburgh Steelers, veteran guard Marshal Yanda stepped into the middle of the team's huddle. He had something that he wanted to say to his longtime head coach.

Speaking on behalf of his Ravens teammates, Yanda thanked John Harbaugh for giving the players the previous day off to celebrate Christmas. He expressed his appreciation for the unwavering belief and support Harbaugh has shown during this challenging season. Yanda then promised Harbaugh that the players would give their coach their very best against the heavily-favored Steelers.

"One of the most meaningful things I've ever, ever heard as a coach," Harbaugh said. "I'll cherish that."

Arguably the most disappointing season in franchise history ends Sunday with the Ravens (5-10) playing the AFC North champion Cincinnati Bengals at Paul Brown Stadium. The past five months haven't been easy for anybody associated with the Ravens.

Harbaugh has a few more grays on his closely cropped hair. Black semicircles resided under his eyes as he addressed reporters Wednesday morning. His career win-loss record, padded by near unprecedented success as a young head coach, has a few more blemishes on it.

But to his players, Harbaugh has been a pillar of strength and leadership during a year when so many parts of the team have broken down. The 53-year-old coach guided the team to the playoffs in six of his first seven seasons and won Super Bowl XLVII. However, it has been in this, Harbaugh's first losing season as an NFL head coach, where his players believe he has done some of his finest work, and shown just how much he has evolved.

"I truly believe that if wasn't for him approaching the season and each game the way he did, I don't think the team would have held it together the way we did," Ravens cornerback Jimmy Smith said. "Instead of him coming and blaming us every week, he was figuring out ways to get better and how to stay positive. I think that's carried over to the team. That's why we won" against Pittsburgh.

The words are nice for Harbaugh to hear, but the team's performance in last Sunday's 20-17 victory over the Steelers provided all the affirmation he needed that his season-long message to his players had gotten through.

In a recent moment of introspection, Harbaugh said he felt this season has made him not just a better coach but a better person.

"Some of us never realize because we don't want to look or we don't want to deal with the things that we need to get better at," Harbaugh said. "In the Bible, it talks about pruning. To me, that's really what it is — things that I didn't even know that I needed to get better at going through this season, I said, 'Oh man, I need to learn this lesson and this is why this is happening.' You just make a decision that you're not going to fail. I don't want to fail. I don't want to be blind to it. I need to learn here."

Weathering the storm

The 2015 season has presented challenges from the beginning. First-round receiver Breshad Perriman, counted on to bring a speed and playmaking element to the offense, went down with a season-ending knee injury during the first full-squad practice of training camp. That began a wave of injuries that never relented.

The Ravens played poorly throughout the preseason and Harbaugh had a couple of bizarre moments. There was his impromptu rant on immigration, his jog across the field to exchange words with Washington Redskins coach Jay Gruden, and his abrasive halftime interviews during preseason games.

But as the regular-season losses and the injuries started to mount, and the team-wide mistakes started to multiply, Harbaugh became a picture of calm in front of his players.

"He hasn't had that team meeting yet where he's just chewing everybody out, [saying], 'Everybody is terrible,' and then he's grinding us out in practice," Yanda said. "He's not doing that. We've stayed the same winning or losing. If he has a negative attitude and he's ripping on everybody, that trickles down to the coaches, to the players, to everybody in the building. He sets the attitude of the team."

A few players acknowledged that they've been surprised with how Harbaugh has stayed even-keeled and been overwhelmingly positive throughout.

"He told us how much he loved us and how good he thought we were every week," Ravens rush linebacker Elvis Dumervil said. "Sometimes, I went in there and I was like, 'Man, I don't know if we are that good.' But he wanted to let us know that we could do the types of things that we've been practicing. It's cool to see him stick with us. Guys never quit on him, and he and the coaching staff never quit on us."

Smith, the team's first-round pick in 2011, said that he had "heard stories" about Harbaugh's first couple of years with the Ravens, when the coach encountered some resistance in a locker room loaded with veteran stars. Harbaugh was rigid and unrelenting in establishing the way his team would do things.

However, this season, he gave out locker stickers to players for extra effort. He changed around practice schedules to allow players more rest and he regularly consulted with his leadership council on matters related to the team.

"You really never know what to expect. This isn't a thing that happens to him every year," Smith said. "I feel like a lot of eyes are on him, so he can't be a guy that folds. The entire team, the coaching staff, everybody kind of looks at the head coach to see how he's going to react. And I feel like he's stood tall, just being able to almost smile in the face of the adversity."

Staying the course

The day after the regular season is called "Black Monday" around the NFL, a reference to the number of coaches who traditionally lose their jobs the day after the regular season ends. Three head coaches have already been fired. There has been no such speculation of change in Baltimore even with the Ravens missing the playoffs for the second time in three years, and failing to correct many of the issues that have sunk their season.

In fact, Harbaugh continues to be lauded for the way his team has fought through myriad injuries, and how he has refused to use them as an excuse.

"John's been great," said Brian Billick, Harbaugh's predecessor who was fired after the Ravens went 5-11 in 2007. "This is a tough time and you have to strike the right emotional tone, defiant to a degree. 'We're not going to give in to self pity. We're not going to give in to our circumstances.' But by the same token, you recognize that you don't want to wear your team and the people around you out. You have to fight to the end and that's exactly what John is doing, even though they're fighting an uphill battle."

Predictably, Harbaugh isn't interested in obsessing over the details of a season rife with demoralizing losses, injuries and officiating controversies. There is still one game to play after all, and Harbaugh has hammered home the need to stay in the present for weeks. He's not going to get sidetracked now.

"Circumstances many times force you to look at priorities in a different way," he said. "I've been forced down that road, just like our team has been, and our organization has been this year just because all of the tough losses. You learn because of it. Our team has learned because of it."

Harbaugh insists that the credit for how the team has stuck together and played hard throughout should go to the players. The players, meanwhile, say that all they have done is take the cue from their head coach.

"I felt like the whole team has followed his lead," wide receiver Kamar Aiken said. "He hasn't broken and we're not going to break. That's big from that standpoint. I love him."

Ravens defense during second half of season gives glimmer of hope for next year



[BALTIMORE SUN](#) | DECEMBER 31, 2015 | JON MEOLI

Coming out of the bye week at 2-6, Ravens defensive coordinator Dean Pees went through an exercise he believed would both explain his unit's first half of the season and predict its play in the second half.

He examined the big plays the defense had allowed and found that if the Ravens hadn't allowed six of them over their first eight games — many crucial scores that cost them dearly in one-score games, granted — they would have had the NFL's seventh-ranked defense instead of the 24th.

He said it wasn't "rocket science," that simply cutting back on those plays could make his maligned defense right again. He was correct.

Since Week 10, the Ravens have the league's best pass defense and the fourth-best total defense, and have mended a unit through what coach John Harbaugh and Pees called minor tweaks to a point that many believe they have a solid foundation to build on for 2016.

"You guys can see the difference in the stats, from [24th] to 10th," Pees said. "I told you back then, we weren't that bad. We just gave up big plays and statistically, it looked terrible. Now, we're not."

"It's huge for us," cornerback Jimmy Smith said. "Obviously, we're going to build off of that, and at the same time, we know what we're capable of. Going forward and next year, we know that at least this is the beginning of what we're going to try to do next year."

At the bye, the Ravens defense was lagging far behind expectations for a veteran group that was only missing outside linebacker Terrell Suggs through injury. They ranked 29th in pass defense (283.9 yards per game), 24th in total defense (383.6 yards per game), 25th in points allowed per game (26.8) and last in third-down defense (47.9 percent).

Since Week 10, however, the Ravens rank first in pass defense (188.4 yards per game), fourth in total defense (291 yards per game) and seventh in third-down defense (33.7 percent).

Those jumps haven't gone unnoticed among those who will be returning in 2016.

"We let a lot of big plays happen early in the season, some technique and just effort and hustling and things like that," Smith said. "I feel like those are the things that we cleaned up after the bye week, and that's showing up in our play now."

The big plays truly have been the difference. The defense allowed just over four pass plays of 20 yards or longer per game in the first half of the season — third most in the NFL in that span — and cut that in half over the second half.

Harbaugh equated the pass defense to the cockpit of a plane, saying they had "some things that were built into our system that we had to re-evaluate and look at and make more operational."

"Sometimes the plane is a little unwieldy, and there are a lot of knobs and controls and things that have to be executed," Harbaugh said. "We created a little more autopilot into the system a little bit — if that's an analogy — and allowed our guys to play faster. We actually asked them and demanded that they play faster and harder, and they played with far more discipline with technique and with assignment."

"We've done a couple things, coverage-wise, within a coverage that is already in, not a new coverage," Pees said. "Maybe [there was] something in the way we were playing an old coverage that maybe we had guys who couldn't do it that way, so we may have tweaked it a little bit."

Those adjustments in scheme were met by a renewed focus among the members of a mostly veteran defense that grew fed up with being the scapegoat for the Ravens' swooning start.

"Guys have just made up their minds and said, 'Enough is enough,'" defensive tackle Timmy Jernigan said. "Guys are playing with an attitude and just getting back to playing Ravens' football that we're known for."

"As a defense, I believe we are playing great collectively as a unit," safety Kendrick Lewis said. "We're all on the same page and everybody is getting to the ball. That's the main focus and that's the main reason we've had this change in how we play the game."

For some, the damage is already done. Elvis Dumervil said he won't traffic in moral victories, but "will say we're headed in the right direction." Harbaugh, too, noted the "glitches" they had in coverage against the Seattle Seahawks, when quarterback Russell Wilson threw for 292 yards and five touchdowns.

The pass defense is just one aspect of the whole defense, with some areas needing improvement and some already sound. The rushing defense has hovered around the top 10 in the league all year, anchored by nose tackle Brandon Williams. But without Suggs, they're tied for 18th in the NFL with 34 sacks. They have a league-low six interceptions, with their 14 total takeaways third-fewest in the NFL.

But perhaps the most heartening effort of the season came when they held a red-hot Steelers offense led by quarterback Ben Roethlisberger to 215 passing yards, and Pro Bowl receiver Antonio Brown to seven catches for 61 yards. They also had two interceptions, all providing a glimmer of hope for the season finale against the Cincinnati Bengals and beyond.

"We're not proud, but we're excited for where we're heading and seeing the glimpse of that against a good team — against a great offense — in Pittsburgh," Dumervil said. "It's something where you're excited about going into the offseason, and we're trying to finish that with Cincy."

Harbaugh, who after the team was eliminated from playoff contention stressed that the end of 2015 was the jumping-off point for next year's Ravens, sees Sunday as a test against a Bengals offense that gained 458 yards when they met in Week 3.

"I think the jury is still out for Sunday, because we're playing a very explosive offense," Harbaugh said. "But we expect to play at the highest level. Statistically, we've been one of the best defenses in football for the last nine games, so we expect that this week."

Ravens receiver Steve Smith Sr. will not retire, will play in 2016



[BALTIMORE SUN](#) | DECEMBER 30, 2015 | JEFF ZREBIEC

From the moment Steve Smith Sr. was helped off the field, his arms draped over the shoulders of two athletic trainers and a towel over his face, there was a strong confidence within the organization that the veteran wide receiver's playing days weren't over.

Ravens coach John Harbaugh strongly predicted his return after Smith tore his right Achilles tendon, saying that "there are more chapters to be written in this story."

Smith took to his Twitter account Wednesday to confirm what everybody had long suspected: he is rehabbing his Achilles with the intention of coming back with the Ravens to play in his 16th NFL season.

"Obviously anybody who bleeds black and purple is excited," Ravens rush linebacker Elvis Dumervil said.

In what he called a "declaration of intention," Smith vowed to "do what I love, enjoying quality time with my family; defy the odds, restoring my body to its optimal condition; [and] make a comeback, returning to the Baltimore Ravens ready to play football in 2016."

The fiery Smith, who will turn 37 in May, punctuated the message by writing; "Let's give em' hell."

His announcement comes more than four months after he said that the 2015 campaign would be his last and about eight weeks after he blew out his Achilles after catching a pass in a Nov. 1 victory over the San Diego Chargers. Smith had surgery and has begun the rehabilitation process, which he hopes will have him ready for the start of next season.

"I'm not surprised at all. He's not the type of guy to go out like that," Ravens left tackle Kelechi Osemele said. "Obviously, we can't wait to have him back. I know he's going to come back in the best shape of his life and he's going to dominate because that's just the type of person he is."

Smith's announcement didn't come as a surprise to many of the Ravens. In fact, the wide receiver had already told several teammates, including wide receiver Kamar Aiken and cornerback Jimmy Smith, that he was planning to return next year and play out the final year of the three-year, \$10.5 million contract that he signed with the Ravens in March 2014 after he was let go by the Carolina Panthers.

"I didn't think he was going to go out like that with the injury," Aiken said. "I think it would have been different if he would have went out on his own terms, but not like that."

Smith, a five-time Pro Bowl selection, was in the midst of another strong season when he was injured. Despite the fact that he played in just seven games this year, Smith is second on the team in receptions (46) and receiving yards (670) and he's tied for third in touchdown receptions (third).

When he announced his pending retirement on Aug. 10, Smith said he wanted to depart the NFL while he was still healthy and playing at a high level. He cited a desire to spend more time with his family as the primary reason. Smith and his wife, Angie, have four kids and their oldest son, Peyton, will be a freshman soccer player at DePaul in the fall.

However, Smith said in his tweet that he had gotten the blessing from his friends and family to play another year.

"I have the most respect for Steve Smith, as a player and as a person. I love the guy," Ravens right guard Marshal Yanda said. "Whatever he decides, I'm behind him. If he comes back, that's huge for us. We all know what he brings as a player and as a teammate. That makes me happy. But either way, I respect his decision."

Smith will return to the field ranked 11th all-time in receiving yards (13,932), and 15th in receptions (961). One more productive season would certainly enhance his Hall of Fame chances, though Smith has long said that's not the reason why he's still playing.

The timing of his announcement is big for the Ravens front office, which has several key decisions to make following the season. There is a lot of uncertainty at the receiver position as injuries have forced Smith, 2015 first-round NFL draft pick Breshad Perriman, Michael Campanaro and Darren Waller to miss all or much of the season.

Aiken has shined in their absence and Chris Matthews, Jeremy Butler, Daniel Brown and return man Kaelin Clay have received opportunities to play. However, the return of a healthy Smith, along with the possible addition of another wide receiver through free agency of the draft, would elevate the group.

"It's big," Aiken said. "I've talked to him a couple of times so I knew how he felt about it. We're glad that he's coming back. It's another year to be able to sit back and soak in whatever he has to offer and whatever we can learn from him."

Marc Trestman Has Earned Another Year As Offensive Architect



Considering it was devastated by a catastrophic injury bug, the Ravens' No. 14 offense is a triumph.

BALTIMORERAVENS.COM | DECEMBER 29, 2015 | JOHN EISENBERG

The Ravens are known for their stability, but the offensive coordinator job has been an exception in recent years. A different coach has held the position at the start of each of the past four seasons – Cam Cameron in 2012, Jim Caldwell in 2013, Gary Kubiak in 2014 and Marc Trestman in 2015.

The fact that Trestman signed a three-year contract in January 2015 seemed to indicate the Ravens wanted the merry-go-round to stop with him. I think it will, and not just because he is under contract. Trestman has earned the right to continue as the architect of the team's offense.

Has his first year gone as hoped? Hardly. The Ravens are finishing up their first losing season under Head Coach John Harbaugh, and the offense has struggled at times. The running game has a No. 24 league ranking, near an all-time low for the Ravens. Few teams have committed more turnovers. Trestman told reporters last week he was "disappointed" and his "expectations are the opposite of what has happened."

But considering that his unit was devastated by a catastrophic injury bug that claimed rookie receiver Breshad Perriman in July and five starters, including quarterback Joe Flacco, running back Justin Forsett and receiver Steve Smith Sr. – the team's top playmakers – Trestman has persevered impressively. Overall, the Ravens are ranked No. 14 in total offense, and that's with rookies and newcomers filling numerous roles in recent weeks. I call that a triumph.

If someone had told you in September that the Ravens would have the league's No. 8-ranked passing offense in late December after weeks of Ryan Mallett, Matt Schaub and Jimmy Clausen throwing to Kamar Aiken, Chris Givens and Jeremy Butler, would you have believed it? I didn't think so.

It's enough to make you wonder what Trestman might do with an offense that isn't constantly adjusting to new personnel and new combinations.

Mallett, who has been with the Ravens for two weeks, engineered an upset of the Pittsburgh Steelers Sunday, establishing his single-game career high in passing yards in the process. Before that, Clausen also established career highs in passing yards in consecutive games as the Ravens lost to Seattle and Kansas City.

Trestman was the common denominator in those performances. He's an offensive football wonk, hard to stump on schemes and adjustments, obviously able to tailor game plans to his available talent. His low-ego personality is refreshing. Some critics believe his play-calling has been predictable, but I don't think that's fair. Put it this way: this season is almost over and the Steelers sure didn't seem to know what was coming Sunday.

Oddly, the Ravens' fill-in quarterbacks have come closer to reaching their ceilings than Flacco, who started and finished the team's first 10 games. Trestman is known as a quarterback whisperer, but Flacco wasn't having a stellar season before he suffered a knee injury on Nov. 22. He had thrown a dozen interceptions, matching his total for all of 2014, and admitted he was throwing off his back foot too often.

The top item on Trestman's to-do list going forward is to get Flacco playing more effectively – provided Flacco recovers in time to step back under center in 2016.

Actually, the top item on that to-do list might be to figure out how to better establish the Ravens' running game. Barring something weird occurring in Sunday's season finale, the 2015 Ravens are going to easily set a franchise record for fewest rushing attempts in a season. That's hardly preferable for a team that wants to play a physical style.

True, the falloff in rushing attempts and production is attributable at least partly to the fact that the Ravens were so often behind on the scoreboard this season, forcing them to go to the air more. Nor did it help that Forsett, a Pro Bowl back in 2014, was injured.

Nonetheless, a firmer commitment to the ground game is needed. The Ravens tend to win when they achieve the right run-pass balance.

Through all the adversity, though, Trestman has coaxed enough from the offense to keep the Ravens competitive in all but a couple of games, and that's with the defense experiencing glaring woes, especially early in the season.

Having survived a season in which his salary could qualify as hazard pay, he deserves the chance to continue to develop the offense after General Manager Ozzie Newsome gives it a makeover in the offseason.

Offensive Line Playing Exceptionally Well To End Season



Right tackle Rick Wagner played perhaps his best game, and left guard Ryan Jensen has come on strong.

BALTIMORERAVENS.COM | DECEMBER 29, 2015 | GARRETT DOWNING

The Ravens expected the offensive line to be the strength of the team coming into this season.

All five starters were returning from last season, and the unit had paved the way for a powerful rushing attack that powered the offense in 2014.

Visions of a dominant front never came to complete fruition because of injuries that started all the way back in training camp. The Ravens ended up playing just three full games with the offensive line they expected to have at the start of the year, and the group was constantly in flux.

But lately the group has stabilized.

The lineup of left tackle Kelechi Osemele, left guard Ryan Jensen, center John Urschel, right guard Marshal Yanda and right tackle Rick Wagner has played together for three straight games, and the group had one of its best overall showings in Sunday's win over Pittsburgh.

"The whole offensive line played exceptionally well in this game," Head Coach John Harbaugh said. "You're talking about a really good [Steelers'] front we're going against, pass rushers and run defense, one of the top fronts in the league."

The line paved the way for running backs Buck Allen and Terrance West to pick up 121 rushing yards, and the unit also allowed just one sack on quarterback Ryan Mallett.

"He really had a lot of breathing space, and that's a credit to the offensive line," Harbaugh said.

The development of the new-look line is an encouraging sign going into next season, as the Ravens have found some young players who could move themselves into starting roles.

Urschel has been consistent since starting center Jeremy Zuttah went on injured reserve in Week 11. Osemele has shown the ability to be a starting left tackle in the NFL. His audition has gone well since a shoulder injury landed Eugene Monroe on injured reserve.

Jensen stepped into the starting lineup when the Ravens wanted to give Osemele a shot at left tackle, and he's more than held his own at left guard. Jensen has proven himself as a bruising run blocker the last two games.

"Man, this guy – what he gets beat one week, he cleans it up the next week," Harbaugh said. "[He is a] smart, tough, very aggressive player."

Wagner has also come on strong lately. He's been solid in his second year as a starter, but Wagner has battled through minor injuries all season. He returned this year from a season-ending Lisfranc foot sprain that he suffered last December, and he didn't even miss a game.

Wagner fought through issues all season, and he's currently playing his best football.

"Rick probably played his best game of the year," Harbaugh said. "He has had all the bumps and bruises, but this guy never, ever, says he can't go. I don't know what it would take. Let's not find out, but he seems like he was a little healthier this game; and he really played well."

The strong finish is a bright spot in a difficult season. The group has shown depth and young talent, and there will certainly be plenty of competition for starting jobs going into next season.

"As a group, yes, it was excellent," Harbaugh said. "It was an excellent game by those guys."

SAM KOCH, MARSHAL YANDA TO REPRESENT RAVENS AT PRO BOWL

PRESSBOX BALTIMORE

SAM KOCH IS FIRST RAVENS PUNTER TO MAKE TEAM; MARSHAL YANDA TABBED FOR FIFTH TIME

PRESS BOX | DECEMBER 23, 2015 | JOE PLATANIA

There seemed to be little doubt that two of the Ravens' brightest lights during a dark season, punter Sam Koch and guard Marshal Yanda, would make the Pro Bowl.

But Koch's Pro Bowl inclusion, the first for a Ravens' punter, brings to light something that speaks to the excellence the Ravens have displayed in all facets of the game.

During the Ravens' two decades of existence, the team has now been represented at the annual event by at least one player at every position except two: center and wide receiver. (Jermaine Lewis was selected twice as a return specialist, in 1998 and 2001.)

All told, the Ravens have had snagged 93 Pro Bowl berths in 20 years, an average of nearly five per season.

Even though he is the first Baltimore punter to make the Pro Bowl, Koch is also the fifth special teams player to make the game since John Harbaugh -- a special teams coordinator for nine years in Philadelphia -- became the Ravens' head coach in 2008.

Koch's gross average is 47.7 yards per kick, tied for third in the league, while his 44-yard net average leads the NFL. The net number is also .2 of a yard short of the all-time single-season record of 44.2 set by St. Louis' Johnny Hekker two seasons ago.

A sixth-round pick in 2006, Koch has played 158 straight games and his 275 coffin-corner kicks are the league's fourth most during that span.

According to a recent ESPN.com article, Koch's dazzling array of specialized kicks, tailored for certain situations, has gone so far as to revolutionize the game.

"This has definitely been a long time in the making," Koch said in a statement. "A lot of hard work and practice have gone into this. I'm grateful for the support I've received from family in Baltimore -- my wife, Nikki, and kids, Ryan, Braxtyn, Kamdyn and Gianna -- and our family in Nebraska. I want to thank my coaches -- John Harbaugh, Jerry Rosburg and Randy Brown -- for all they have done by believing in and helping me. There is also the support from our great fans, because without their votes, this dream probably wouldn't have come true.

"Last, but certainly not least, I must give a ton of credit to my teammates, especially Morgan Cox, Brynden Trawick, Kyle Juszczyk, C.J. Mosley, Terrence Brooks, Albert McClellan, Zach Orr and Anthony Levine [Sr.]. They are the frontline guys who work their tails off -- in addition to all the gunners we've had this year -- to make sure we're the best punt team in the league.

"This is a very surreal and exciting moment for my family and me. I can't wait to represent the Ravens in Hawaii."

Yanda's Pro Bowl inclusion is the fifth of his career -- all coming consecutively -- tying defensive tackle Haloti Ngata for the fifth most in franchise history.

A 2007 fourth-round pick, Yanda's 129 career games are the third most by a Ravens offensive lineman, trailing only Hall of Fame left tackle Jonathan Ogden (177) and center/guard Mike Flynn (133).

"Football is the ultimate team sport, and you don't do anything in this league on your own," Yanda said in a statement. "I want to thank the coaches and my teammates for helping me along the way. We all grind together with the goal of achieving greatness."

Linebacker Mosley, who made the all-star game as a rookie last year, was named as a third alternate, along with fullback Juszczyk.

No Ravens were selected during the fan portion of the balloting, and the team's nine-year streak of having at least four players named could be snapped if Mosley and Juszczyk don't end up being invited to the game.

Last year, three Ravens were invited -- Mosley, Yanda and linebacker Elvis Dumervil -- and first alternate Justin Forsett joined them.

Yanda and Koch will now be placed into the 88-man player pool to be drafted by Pro Bowl captains and Hall of Fame receivers Jerry Rice and Michael Irvin Jan. 27.

This will mark the third year of the current Pro Bowl format; Rice and Irvin are the two winning captains from the previous games. The Pro Bowl returns to Aloha Stadium in Honolulu at 8 p.m. Jan. 31.

To boost flagging television ratings, the Pro Bowl was moved from one week after the Super Bowl to the vacant week between the conference title games and the Super Bowl. This year's game marks the seventh time the game will take place the week before the Super Bowl.

Last year, Irvin's team beat one captained by Hall of Fame receiver Cris Carter (and coached by Harbaugh), 32-28. Harbaugh is 0-2 as a Pro Bowl coach, having lost with the AFC team following the 2008 season.

John Harbaugh Has 'Learned A Lot' This Season

The Ravens head coach said he's a 'much better man and coach' than he was four months ago.



BALTIMORERAVENS.COM | DECEMBER 16, 2016 | RYAN MINK

Sometimes it takes adversity to really learn some of the tough lessons in life.

Head Coach John Harbaugh has, thankfully, not had to deal with a whole lot of extended brutal stretches over his eight-year Ravens coaching career.

Yes, there have been ups and downs along the way. But with six playoff trips in his last seven seasons and one Super Bowl ring on his finger, Harbaugh has enjoyed a whole lot of good days.

He, nor many people around the Under Armour Performance Center, have ever dealt with the kind of season the Ravens are having, mired at 4-9.

For the first time during Harbaugh's tenure, the Ravens are officially out of playoff contention before the final game of the season.

So how is Harbaugh handling it? He was asked that Monday as he faced a final three-game stretch with less meaning than usual.

"Are you asking me how I'm doing? Fine, thanks, and you?" Harbaugh initially quipped, inciting laughter among reporters. "I told the guys last night I've learned a lot. ... I know I'm a much better man and coach than I was four months ago."

Without elaborating (perhaps he will after the season is over) Harbaugh said he now understands some things that he didn't understand four months ago. He's encouraging his players and coaches to take the same mental stance.

"It's not like I didn't think I had things to learn. You always know you have things to learn in life, and we all know we have rough edges," Harbaugh said. "We all know we have holes and weak spots and things like that, but we don't really want them tested."

Harbaugh and the Ravens have certainly been tested this year.

They had a brutal road stretch to begin the season. They were only the second team since 2000 to have five road games in their first seven contests (the 2000 Ravens were the other).

They experienced heartbreaking defeats and major injuries from the very beginning, Week 1 in Denver. Steve Smith Sr. had a potential game-winning touchdown in his hands and Joe Flacco's final pass in the end zone was intercepted. The final result was overshadowed by a season-ending Achilles injury to Pro Bowl outside linebacker Terrell Suggs.

The hits didn't stop coming, as a referee's pass interference call swung a Week 2 game in Oakland and a defensive secondary meltdown led to a crushing Week 3 loss to the rival Bengals.

An overtime win over the rival Steelers provided an oasis, but the respite quickly evaporated. There was another defensive lapse against Cleveland, a tough pill to swallow on Monday Night Football in Arizona, then a blown referee call that resulted in a loss to the Jaguars.

After Flacco went down in Week 11, the Ravens' chances of making a late run were slim, and Sunday's blowout 35-6 loss to the Seattle Seahawks was the final, "painful" nail in the playoff coffin.

"We're going through a real painful, tough season," Harbaugh said. "It's like having a cannonball in your gut, and that's how we feel right now."

In Sunday's locker room, Harbaugh talked to his team about having an "opportunity" to forge a positive story amidst trying times.

"You have an opportunity to make a statement and establish who you are as a person – who you are as a man – and what you stand for," Harbaugh said. "It's an opportunity someday to tell your kids when they are going through a tough time – a tough stretch in their life – 'OK, let me tell you about the 2015 season that we had. Let me tell you how we handled it as a team and as a family. Let me tell you how I handled it, how I went through it.'"

Privately, Harbaugh is leaning on his personal faith. He said one Bible verse, James 1:2, has been jumping out at him the last couple weeks.

"Consider it pure joy, my brothers and sisters, whenever you face trials of many kinds," the verse says.

"Things happen for a reason," Harbaugh said. "I believe that, and I'm going to rejoice in those things. I'm going to rejoice in those moments. ... It's to make us better. It's to forge us, to make us become something. Sometimes that's just words. Other times it's reality. And for me, it has been a reality."

Sam Koch has changed the punting game -- and almost no one noticed



[ESPN.COM](#) | DECEMBER 15, 2015 | KEVIN SEIFERT

OWINGS MILLS, Md. -- We need something extra. The thought reverberated for Sam Koch. In four days, the Baltimore Ravens would face one of the NFL's most explosive punt returners. Koch, a veteran punter in his ninth season, wanted to have a little something extra for him.

So as the Ravens gathered for their Wednesday practice, special-teams coordinator Jerry Rosburg suggested a twist. Let's see if we can fool him. Koch began experimenting. He angled his body toward the right sideline, a pre-snap position that usually indicates the kick's direction, and torqued his hips and right leg toward the left sideline without changing his horizon -- ultimately sending the ball some 40 yards toward the opposite sideline a returner would expect.

"After a few minutes," Rosburg said, "we knew we had something."

The effect was immediate and, without exaggeration, has turned punting strategy in the NFL upside down. Yet almost no one has noticed.

Koch punted six times in that initial game, a Week 9 matchup in 2014 with Pittsburgh Steelers returner Antonio Brown on the field. Brown made four fair catches, and the other two punts rolled out of bounds.

That success sparked further attempts to devise unpredictable punts. One year later, Koch has roughly 10 distinctly different kicks in what the Ravens refer to as his "golf bag."

Some are designed to hook toward the sideline with maximum hang time. Others use an intentionally low trajectory to aid coverage teams. He has a knuckler and one kick that drops, from the returner's perspective, roughly in the shape of the letter "S." Two weeks ago, he debuted a "boomerang" punt that does just what you would imagine it might. Most, but not all, of these punts are intended to discourage a clean catch and minimize the return.

It's not unusual for NFL punters to develop a "changeup" of sorts, but no one has ever had multiple options at the ready. The innovation has vaulted Koch to the top of the NFL's most credible punting statistics, including net yardage (44.41 this season) and Expected Points Added (0.42 per punt), but in a reflection of how few people understand punting, he has trailed in Pro Bowl fan balloting all season.

The NFL changes every day, but there are only a few moments in each generation when it transforms. This is one of them. In plain sight, Sam Koch and the Ravens have introduced a new way to punt. As contemporaries begin catching up, Koch provided ESPN.com with an inside look at how he thinks and in some cases executes his creations.

"Ray Lewis, when he was here, would always tell us to create a legacy," Koch said, sitting in a quiet meeting room recently at the Ravens' practice facility. "What we're trying to do, our group here, is find a way to change the game."

Rare innovation

There has been one relative constant as football schemes have otherwise evolved. Special teams have remained comfortably familiar, especially to the amateur eye.

You could count the visible modernizations on one hand. Coaches have pushed many punters to kick directionally, rather than simply booming it high and far. Rugby-style backward rotation has proliferated, and a few punters have experimented with kicks that knuckle. Former Cleveland Browns punter Chris Gardocki sometimes kicked toward the left sideline with his left foot, leading to strategically unpredictable results, when Rosburg was an assistant there in the early 2000s.

Koch, a sixth-round draft pick in 2006, spent the first 8 1/2 years of his career as a right directional punter. On most kicks, he stood offset to the right and attempted to pin the returner on that sideline.

Rosburg suggested adding a left directional punt when he joined the Ravens' staff in 2008. Again, for those kicks, there was no real deception involved beyond an offset stance.

It wasn't until Nov. 2, 2014, when the world started changing. Because of practice restrictions and leg maintenance, Koch had perhaps 30 attempts to perfect the new technique before the Steelers game. It was enough to become comfortable with the unnatural torque required to pull his right leg that far, and it shocked the small community of football people who understood what was happening.

In real time, from the typical broadcasting vantage point of the sideline, the punt appeared no different than any other. On coaches' film from the end zone, however, the difference is clear. As the screen shot reveals, the ball skies toward the opposite sideline that Koch's body positioning would suggest.

In the punt below, Brown sprinted about 50 yards from one sideline to the other and never did get his hands on the ball before it rolled out of bounds at the 3-yard line.

"You try to get a read off where the punter's head is facing," Brown said. "However, when you have a guy who can point his head one way, and punt it the other way, that's a great skill."

Encouraged by the results, Koch, Rosburg and Ravens kicking consultant Randy Brown continued experimenting. While not revealing every detail, nor confirming every type of punt, Koch took ESPN.com through an example for most of his kicks on video stored on his iPad.

"One kind of led to another," Koch said. "Practice has become kind of like a science experiment on the numerous ways we can kick a ball. Me personally, I get kind of bored pretty fast, so I wanted to kind of try to find new ways to kick the ball.

"My first eight years in the league were all just trying to get the ball as high as you can, as far as you can, get it to be as pretty as you can, and get it over to the sidelines. When you think about what we've done, you wonder, 'Why didn't anyone try this earlier? Why would you want to punt it to the returner if you didn't have to?'"

Let's dive into Koch's golf bag. After all, his opponents now must do it weekly. These punts are in addition to the more standard "turnover" kicks, which spiral in the air, and rugby-style punts with backward spin.

Hook punt

One of two styles that Koch kicks with the "torque" technique. It can go toward the right or left sideline, is designed to go 43-47 gross yards and post a hang time between 4.5-4.7 seconds. If a returner does catch up to it, the torque and force of the kick makes it difficult to catch. It will fade back into the field and ultimately drop in the shape of an S. "It's weird," Koch said, "but it will kind of run away from the returner. Guys have difficulty catching them." If you were watching St. Louis Rams returner Tavon Austin in Week 11, you noticed him misalign himself under a Koch punt and muff it. It was a hook.

Liner punt

These also use the "torque" technique and can go right or left, but they are designed to go longer with a lower trajectory. They average between 47-50 gross yards with a hang time between 3.6-3.7 seconds. They are so low that often, when watching them from a wide view, the ball doesn't leave the screen. "The objective," Koch said, "is to keep it low, get it on the ground and get the coverage there before the returners can catch up." Koch achieves the difference by leaning the ball forward in his hands relative to the way he holds it for hooks. A recent liner came in Week 13, a punt that traveled 67 yards and landed at the Miami Dolphins' 1-yard line, in between the numbers and the sideline.

Knuckler

While many punters have a knuckler, Koch brings a more severe effect to his in context with the rest of his array. Rather than point toward the sideline, Koch has a "middle knuckler" punt that invites a returner to field it. "The objective here," Koch said, "is to try to get a turnover by trying to get him to catch the ball. It doesn't have to be far. As it comes down, it moves. You'll see some guys try to catch it, and some guys run away from it." Typically, the spin is achieved by holding the ball at the 2 o'clock position to strike the "meat" of the ball. Koch used one earlier this season against the Arizona Cardinals' Patrick Peterson, who at first settled at the 10-yard line for a fair catch before abruptly running away from it to avoid a turnover. The Ravens downed the ball at the 1-yard line. "He was laughing when I asked him about it after the game," Koch said. "He said, 'I didn't want that to ruin my stats.'"

Boomerang

This punt was under development during our early December visit to the Ravens' facility, but Koch broke it out during the Week 13 game against the Dolphins. "Depending on the wind," Koch said, "it will look like it's going straight at the returner, but then it'll boomerang and slowly start running away from him." In this case, Koch targeted Dolphins returner Jarvis Landry, who initially settled at his 36-yard line but then abruptly moved seven yards back and about five yards to his left to prevent the ball from going over his head. He was tackled at the 42-yard line for a net of 43 yards. (After a penalty, the net increased to 55 yards.)

Troubleshooting and strategy

As they continued rolling out new kicks, Koch and Rosburg wondered: Could smart returners derive any "hints" from Koch's pre-kick positioning? Might they see the late torque and learn to get a jump on the kick's direction?

So during the special-teams portion of a 2014 practice, they sent place kicker Justin Tucker 50 yards downfield and used team staffers to form representative offensive and defensive lines. Tucker watched Koch punt and couldn't see anything other than his head.

"You can see it from the stands," Rosburg said, "but you can't see it from the field."

Each week, the Ravens' punt team meets for a game-planning session and creates a "play sheet" to identify the menu for the next game. Weather, game situation and hashmark positioning all play a role, as does Koch's analysis of his pregame warmup. Yes, the Ravens calls plays for their punter.

"We decide the type of ball we're going to use in each situation," Koch said. "It'll depend on hashes, which way the wind is blowing, who is back there, how many returners are they going to put back there. We'll get two or three different kinds that are potential candidates, then once it's third or fourth down, we make a decision."

Returners might not be able to predict his punts, but after a calendar year of this experiment, opponents are beginning to counter. The Rams, for example, used Austin and Wes Welker as dual returners in Week 11, taking the rare step of removing a blocker to ensure that someone could (attempt to) catch Koch's punts regardless of direction.

Rosburg has also noticed fans at MT&T Bank Stadium no longer gasp when Koch hits a liner. "They realize I think that it was actually on purpose," he said. And there have been the beginnings of copycat simulations. Rams punter Johnny Hekker has attempted a few, as has the Denver Broncos' Britton Colquitt. According to the Steelers' Brown, however, no one has pulled off a deception the way Koch originally did last season.

"Usually they show their hand at it," Brown said. "Right before they get the snap, they usually turn their heads back. That's the key [for imitators]."

Said Rosburg: "If they could do it the same way, they would be doing it now. It's not easy. As you get down the road, there will be more experimentation and you'll see more of it. But he's blazing a trail here. What he is doing, nobody else is doing it. They would if they could. They'll catch up eventually, but I don't think most players or coaches are real excited to put something out that hasn't been tested. They want to know before they use it, which I totally understand."

Hekker and Colquitt, of course, are two of the NFL's most established punters. Minnesota Vikings punter Jeff Locke, in his third season, said, "Most of us are just trying to get the ball downfield 40 yards with a decent hang time, so what he's doing is incredible."

Locke said he couldn't imagine adding a technique during the season but expects this offseason to be busy for NFL punters. Look at Koch's numbers before and after the first hook punt was introduced. From his rookie season in 2006 to Week 8 of 2014, according to ESPN Stats & Information research, Koch averaged 39.03 net yards per punt (No. 28 among qualified punters over that period) and had an EPA of 0.03 per punt (No. 33). Since then? Koch has the NFL's top net average (44.39) and EPA (0.37).

"He is really going to have an influence as you see other guys try his stuff," Locke said. "To be honest, most guys wouldn't even have thought about doing the stuff he's done already. You've seen a little bit here or there. But this has really all come from Sam and it's come fast."

"I think we'll look back at this and say, 'Sam Koch changed the punting game.' I really do. That's how incredible this has been in our world."

John Harbaugh: 2016 Season Starts Now

The Ravens plan to get young talent more playing time during the final three games of the year.



BALTIMORERAVENS.COM | DECEMBER 14, 2015 | GARRETT DOWNING

Get ready to see a heavy dose of the Ravens' young players for the final three weeks of the season.

With the Ravens struggling and out of playoff contention, Head Coach John Harbaugh has decided to inject the lineup with young players waiting for an opportunity get on the field. The strategy will shake up the lineup to some degree and also allow the team to get the best overall assessment of the roster moving into a critical 2016 offseason.

"Our ending point this year is our jumping off point for next year," Harbaugh said during his Monday press conference. "In my mind, next year's season has already begun. We're developing these guys. We're developing what we're going to be next year. So, let's go, man. Let's see how good we can get."

The plan to use more young players and prepare for the future is a common strategy for teams out of the playoff race, but Harbaugh stressed that he's not just playing for the future at the expense of still trying to win games now.

"I think they go hand in hand," Harbaugh said. "The idea is that we want to be the best football team we can be. We're going to put our best lineup out there to win football games. We're not just going to try guys out. We're putting our best players out there, and then let's see how well these guys play and let's see where we begin next year."

Harbaugh emphasized that the strategy centers around the idea of putting players in the best position to succeed, even if there is more of an inherent risk by playing young players without much experience.

"They're going to get more of a chance, but it's also what we think gives us the best chance to be successful," Harbaugh said. "Hey, you know what, maybe we're rolling the dice a little bit more – and sometimes you don't want to put young guys out there – but let's put guys in spots where they can be most successful."

The player Harbaugh highlighted to illustrate his point was cornerback Lardarius Webb. The veteran corner has primarily played outside this season and throughout his career, but that is going to change.

The Ravens have dabbled in using Webb as a free safety, and he's played well in that limited sample size. The plan moving forward will be to get him more reps at safety and at nickel cornerback, and that opens an opportunity for a young cornerback like rookie Tray Walker to get reps as an outside corner.

"We have some young guys we can put outside. So, we're going to pull the trigger, put those guys outside, put Webby in there where he belongs, let him play the nickel, let him play free safety," Harbaugh said. "He looks great playing free safety back there."

Practice squad cornerbacks Jumal Rolle and Sheldon Price could also get the call up to the 53-man roster as the Ravens go with the youth movement. That strategy will also carry over to other positions.

Kelechi Osemele has moved to left tackle to see if he could be the long-term answer, and Ryan Jensen has taken over at left guard. Safety Terrence Brooks could get more reps in the secondary.

Young defensive linemen Carl Davis and Kapron Lewis-Moore will likely see playing time after being healthy scratches the last few weeks. Defensive end Brent Urban will his playing time increase after his third NFL game. Their opportunity also comes as veteran defensive end Chris Canty will head to injured reserve with a torn pectoral.

"Those guys want to play," Harbaugh said. "Carl has had a couple weeks off to kind of study. He has been practicing, and let's see if he takes his game up a notch after being out for a couple weeks."

The process to get younger and start the evaluation process for next season will start Sunday against the Kansas City Chiefs. They're coming into the weekend as heavy favorites on a seven-game winning streak, but Harbaugh is still confident that his team can finish the season strong by getting the young players on the field.

"I know we have a lot of guys that can play," he said. "We have to put them in the right spot the rest of the way. Let's not worry about young guys not ready to play. Let's put them out there and see what he can do. That's what I'm excited about doing."

Ravens special teams always among the best, but coordinator Jerry Rosburg never satisfied



BALTIMORE SUN | DECEMBER 3, 2015 | JEFF ZREBIEC

As the Ravens' team charter headed back to Baltimore in the early hours of Tuesday morning, special teams coordinator and associate head coach Jerry Rosburg couldn't leave the 33-27 victory over the Cleveland Browns behind.

He vented to coach John Harbaugh about the 78 yards the Ravens allowed in kick coverage and how they missed a couple of key blocks on returns. And there were those two fourth-quarter holding penalties on punts that hurt their field position.

"He was getting me all worked up about it and I was ticked off," Harbaugh said. "And then I thought, 'We did score two touchdowns. It was a pretty good night.'"

The Ravens beat the Browns on Will Hill's 64-yard return after Brent Urban blocked a Cleveland field-goal attempt with no time on the clock. They were in position for that to matter largely because of Kaelin Clay's 82-yard punt return for a touchdown and two field goals by Justin Tucker. Rosburg's laments to Harbaugh, along with an intense and encompassing first 30 minutes of every practice, provide a glimpse of why the Ravens again have one of the best special teams units in the NFL.

To Harbaugh, a former special teams coach, and to the hard-driving Rosburg, good special teams play isn't enough. There's always something that needs to be improved, another detail to address, an opponent's weakness to exploit.

"Even though we've been doing good and we're ranked at the top of the league in special teams, we always talk about how much better we can be," said second-year linebacker Zachary Orr, one of the Ravens' core special teams players. "One penalty is too much for us. Every week, we have a chart and 'no bad penalties' is on there. We're striving to have that checked off. Unfortunately, we didn't get it [Monday], but we're striving to get it this week."

As the Ravens prepare to face the Miami Dolphins on Sunday afternoon at Sun Life Stadium in a battle of 4-7 teams, their special teams units are riding a wave of success. Punter Sam Koch leads the NFL in net punting average (44.3) and could be headed to his first Pro Bowl. Tucker has a career high six missed field-goal attempts, but he's also kicked three game-winners and leads the NFL in touchbacks.

The Ravens have used five punt returners, with the latest being Clay, and yet they lead the NFL in return average. And then there's the streak of five straight games with a blocked kick, something no team had done since the 1983 Atlanta Falcons.

One of the few blemishes has been the Ravens' 14 special teams penalties, tied for ninth-most in the NFL.

"Special teams have been what's kept [the Ravens] in all games," said Dolphins coach Dan Campbell. "They are the best in the league overall, and you can see why."

Special teams success is nothing new during Harbaugh's tenure. Longtime NFL writer Rick Gosselin of the Dallas Morning News ranks special teams groups and the Ravens finished fifth the past two years and second in 2012, when clutch field goals by Tucker and Jacoby Jones' explosive returns keyed their Super Bowl run.

Rosburg, a 37-year coaching veteran who joined Harbaugh in Baltimore in 2008 after stints coaching special teams at Notre Dame and with the Cleveland Browns and Atlanta Falcons, gave credit to the players.

"It goes back to the concept that's on our wall: It's about the team," Rosburg said. "We're all about winning. We want to be great on special teams because we want to be great so we can win games. That's the whole idea behind it. Our players buy into the fact that if you really get good on something on offense and defense and you can help us on special teams, our team is better; or if you're a backup on offense or defense, and you can get good at a lot of things on special teams, it makes our team better."

It obviously has helped that the Ravens have had one of the game's best kicking batteries with Koch, Tucker and long-snapper Morgan Cox. The Ravens have also maintained a core group of reliable special teams players headed by linebacker Albert McClellan and safety Anthony Levine that has grown to include Orr, safety Brynden Trawick and fullback Kyle Juszczyk.

Harbaugh and Rosburg say guys such as McClellan and Levine have set the tone on special teams and made sure their teammates played up to a high standard.

"You're not going to be on the Ravens specials teams unit if you don't take it seriously," Orr said. "If you don't study it like you study offense and defense, you won't be here."

The players say the team's success is rooted in the emphasis Harbaugh places on special teams and Rosburg's almost maniacal attention to detail. It's made clear from the second any rookie arrives that he better make an impact on special teams or he's going to have a hard time getting on the field.

"Really, it's just an all-in thing," second-year safety Terrence Brooks said. "Special teams can win or lose you games. [On Monday], it won us a game. People don't pay attention to it until something like that, but special teams are always going to be harped on here. We all have a real close bond because we're fighting for the same thing. You do well on special teams here and you'll get your chances on defense."

Ravens coaches allot the first 30 minutes of every practice to special teams to go along with daily meetings to go over schemes and corrections that usually last about 45 minutes. Orr said the special teams work is easily the most demanding aspect of every practice.

Players go over every special teams situation at full speed. If something is the slightest bit off, Rosburg demands that they run it again. Last week, Rosburg angrily confronted Brooks after a couple of mistakes and sent the safety off the field.

"Once you see that side of him, you'll know to act right from here on out," McClellan joked. "You can have a nightmare out there with Jerry, but he's a good guy, great coach. He demands respect and he earns it from us. We have no choice but to love the game with the way he teaches the game for us."

When Harbaugh tried to present the special teams coordinator with the game ball after the Browns game, Rosburg sent a couple of his players up to accept it. About an hour later, the longtime coach was already thinking about the things his players needed to do to be even better.

"I think the expression we use in coaching is, 'It's never as good as you think, or it's never as bad as you think,'" Rosburg said. "After you score two touchdowns, I was so happy after the game. We got on the plane, and I started watching the tape, and I saw what happened on kickoff coverage, and I had a hard time dealing with it. So, John just reminded me of the other successes that we had during the day. It got me through the plane trip."

Ravens receiver Kamar Aiken making most of unlikely No. 1 role



[BALTIMORE SUN](#) | DECEMBER 2, 2015 | JON MEOLI

Kamar Aiken hasn't allowed himself to think back to last year's edition of the seemingly annual Ravens trip to Miami, a homecoming game for the South Florida native who happened to have his best game of the 2014 season against the Dolphins.

That's because almost a year to the day after that breakout game on Dec. 7, 2014, at Sun Life Stadium, Aiken returns Sunday in the midst of a breakout season for the Ravens. He has been a bright spot in a wide receiver group thinned by injuries that relies on him — perhaps the most unexpected No. 1 receiver in the NFL — heavily.

"It's an opportunity," Aiken said. "It just makes you approach the game every week a little bit different. Your team is going to lean on you a little more, so you've got to prepare yourself for it. I've been happy for the opportunities they've been giving me, to be honest. They don't have to, and they have been. I'm happy for it."

Aiken's two homecoming games, a year apart, come under different circumstances for both teams — they met last year as playoff contenders but arrive at Sunday's matchup with 4-7 records this year. But Aiken's personal circumstances might make this trip home a bit more memorable.

Aiken's 2014 game in Miami — a six-catch, 65-yard performance with a touchdown in a 28-13 win — appeared a one-off in that season, an outburst by a player who had been on the margins for much of the year but showed late signs of improvement.

He recorded four catches in last year's season opener, and his first career touchdown in a rout of the Tampa Bay Buccaneers in Week 6, but was mostly quiet entering the Miami game.

The two other touchdowns he scored late in the season, one in the regular-season finale and another in the playoffs, proved to be a precursor to a bigger role this year after the departure of wide receiver Torrey Smith. During training camp, Aiken emerged as the Ravens' clear second-best option.

Considered in the context of the NFL through 11 games, Aiken's statistics don't stand out. Early in the season, so much of the offense flowed through Smith, and Aiken was essentially shut down by the Denver Broncos in Week 1, the Cincinnati Bengals in Week 3, and the Arizona Cardinals in Week 7.

His season totals of 43 receptions (55th in the NFL), 536 receiving yards (47th) and 48.7 receiving yards per game (60th) aren't those of a top receiver, though he's tied for the team lead with four touchdown catches.

But after Smith went down with a season-ending Achilles injury late in the third quarter of the Week 8 win over the San Diego Chargers, Aiken caught five passes for 59 yards to key the Ravens' second win of the season. He hasn't stopped since.

Since he assumed Smith's role in the Ravens offense after the Week 9 bye, Aiken is tied for fifth in the NFL with 32 targets, and has the seventh-most receptions in the league (18). He has accounted for 203 receiving yards and two touchdowns in that span.

Aiken sees it as the fulfillment — over two years later — of a promise made to him by general manager Ozzie Newsome when he joined the practice squad in 2013.

"Those guys definitely gave me a chance," Aiken said. "From Day One when I came here, they told me if I can play, I'm going to play, and it's been that."

Fellow receiver Marlon Brown said Aiken hasn't changed along the ride from a practice squad receiver on his fourth team in three seasons to a starter who plays nearly every snap. The success hasn't changed his work ethic, but it certainly isn't lost on him, Brown said.

"Seeing him all the time and hanging out with him outside the building, I can definitely tell he's finally like, '[I'm] blessed,'" Brown said. "Thinking, 'I'm so glad this is finally happening for me. Everything is going the way I wanted it to.' I feel like everybody in the league has different paths."

"It gives hope to other guys who are undrafted in the league, just watching him. That's all it is."

Aiken's success is well earned in the eyes of many of his teammates, Brown said. Outside linebacker Elvis Dumervil played high school football in Miami with Aiken's brother, and said the boy called "Poppi" he knew as a middle school player "maximized an opportunity for himself."

"He worked extremely hard," Dumervil said. "I'm happy for him."

Part of that hard work has come in practice, where the durable Aiken has developed a rapport with both Joe Flacco and backup quarterback Matt Schaub.

Aiken was just as big a part of the offense in Schaub's first start Sunday as he was for Flacco, something Schaub said is a result of Aiken's ability to "understand what the quarterbacks are thinking, and coverages, and [make] subtle route adjustments."

"Kamar does run crisp routes and he doesn't confuse the quarterback with his breaks," Schaub said. "He's shown the ability to have strong hands and go and attack the football, not wait on the football. You've got to love that as a quarterback."

Dolphins interim coach Dan Campbell believes a receiver of Aiken's skill set fits well with the Ravens' run-based, play-action passing game.

"I think it serves everybody well, but I think he's that type of receiver because he does so much blocking on the perimeter. That's what they're asked to do. That really helps him," Campbell said. "It highlights his abilities. That's where you get the big plays from him."

No debate about the elite toughness of Ravens' Joe Flacco



ESPN.COM | NOVEMBER 23, 2015 | JAMISON HENSLEY

BALTIMORE -- Long after Joe Flacco's career is over, there are moments that will be forever ingrained in his legacy with the Baltimore Ravens -- the Joe Montana-like Super Bowl run, the fastest five touchdown passes in NFL history and the final three plays on Sunday.

On the last drive of Sunday's 16-13 win over the Rams, Flacco gutted out the final 50 seconds after tearing the ACL and MCL in his left knee. He stayed on the field after 312-pound left tackle James Hurst rolled into him. He remained despite feeling "a lot of crunches" in his knee. He refused to leave, even though the Ravens are not in a playoff hunt.

So, why did Flacco continue to play?

"I wanted to win a game, and I didn't know what was wrong," Flacco said. "I tried to hop up as quickly as I could, and I was heading toward the sideline. The fact that I was able to hop up and head toward the sideline, I said, 'Oh, OK, let's hang out here and see what I can do.' I don't know if that was the best thing, but it's just a reaction."

It's fair to question Flacco's consistency, accuracy and place among today's quarterbacks. What can't be debated is his toughness. After collapsing from that hit by a teammate, Flacco lined up in the shotgun and handed the ball off to Buck Allen. Following a timeout, which gave him an opportunity to exit the game, he lined up under center and gave the ball to Allen. He then waited until the clock hit 4 seconds before spiking the ball.

At that point, Flacco hobbled to the sideline, where he watched Justin Tucker make the winning field goal.

"He never really winces or makes a face, and he never really shows emotion," tight end Crockett Gillmore said. "He kind of bent down and touched his knee. We made eye contact, and I knew something was wrong, really wrong. He's a tough guy. He's a stone-cold West Texas kind of guy, old-school cowboy."

Ravens coach John Harbaugh was stunned when he was told of the severity of Flacco's injury after the game.

"I didn't expect that, obviously," he said. "How could you expect that kind of news?"

Just like his demeanor is on a winning drive, Flacco showed little emotion when talking about the abrupt end to his season.

"I'm probably still in shock a little bit," Flacco said. "You play football and you play as long as I have and you play as hard as we do out there, then stuff like this happens. You have to just stand tall and be tough about it. That's all you can do. I think that's the way I am about everything in my life, and I'm not going to be any different this time."

This isn't the first time that Flacco has proved his grittiness. In the playoff run six seasons ago, he dealt with a painful bruise on his right hip and quadriceps that forced him to stand throughout the team's flights for road games. Then, two years ago, Flacco played the final two games with a mild MCL sprain as the Ravens were fighting for a playoff berth. Flacco's streak of 122 straight regular-season games played ranks No. 5 in NFL history among quarterbacks. Only Brett Favre (297), Peyton Manning (208), Eli Manning (177) and Philip Rivers (154) have been more durable.

Since Flacco's streak started in 2008, 23 quarterbacks started games in the AFC North:

- Cincinnati Bengals (three): Carson Palmer, Ryan Fitzpatrick and Andy Dalton.
- Cleveland Browns (14): Derek Anderson, Brady Quinn, Ken Dorsey, Bruce Gradkowski, Colt McCoy, Jake Delhomme, Seneca Wallace, Brandon Weeden, Thad Lewis, Jason Campbell, Brian Hoyer, Johnny Manziel, Connor Shaw and Josh McCown.
- Pittsburgh Steelers (6): Ben Roethlisberger, Dennis Dixon, Charlie Batch, Byron Leftwich, Michael Vick and Landry Jones.

"I told the team he's an absolute iron man, warrior-type of a player out there, and now it's our turn," Harbaugh said. "We have to step up and rally up for him, just like he has done so many times for so many guys."

Ravens' Brandon Williams a leader of the NFL's new wave of athletic interior linemen



[BALTIMORE SUN](#) | NOVEMBER 21, 2015 | JON MEOLI

Make a list of the league's most prolific and well-known interior defensive linemen, and you'll find many play on a four-man front that allows them to focus on creating havoc in the backfield.

Visiting St. Louis Rams star Aaron Donald, the reigning Defensive Rookie of the Year and a sure-fire perennial Pro Bowler, is among them for his gaudy sack numbers and game-wrecking highlights.

Just as impactful, though, is Brandon Williams, who in his second year as the Ravens' starting nose tackle in their three-man front makes his presence felt without the glossy production.

Williams is his own kind of prototype, making an impact despite living in a constant state of double teams, and is the Ravens' answer to the new generation of impactful interior defenders.

"It's a big part of today's game," Ravens coach John Harbaugh said. "You look at the talented guys that are playing defensive line in this league, and the interior guys, and there's a lot of [them]. They're better than ever between the tackles."

Sunday's game between the 2-7 Ravens and the 4-5 Rams will feature two of the best around, however different their responsibilities are. Donald is a centerpiece in the Rams' 4-3 front, which features four linemen and three linebackers. Williams plays as a nose tackle in the Raven's 3-4 defense featuring three linemen and four linebackers.

But however they're lined up, accounting for a dominant presence on the interior of the defense is something Harbaugh and Rams coach Jeff Fisher both get to enjoy on their team and fret about the other come Sunday.

"Offenses are really going to have to game-plan against players like that," Fisher said.

Differences

Williams, who went from bit player to steady starter to blossoming star in three years, is required to do more than just bomb into the backfield and get after the quarterback like Donald, who has six sacks this season.

His job requirement, on most every play, is to beat multiple blockers and clog the middle of the field so others can make tackles and record sacks.

Williams' silent contributions on the inside have helped the Ravens tie for a league-best 73 sacks since the start of 2014 and a second straight season as a top-10 rushing defense. He has plenty of respect for the 4-3 defensive tackles who have become stars, but sees his role as more versatile, and thus more difficult.

"The difference between what they do and what I do, I'm taking on a lot more blocks," Williams said. "They're just taught to get up the field, rush up field no matter what down it is. Mine's more methodical. I feel like they just teach one thing. We know multiple things — we can do more than just run up the field. We can play blocks, we can do schemes, we can do stunts and stuff, all that. That, I think, is the biggest difference."

But he has shown with his increased pass-rush productivity that he has the same skills as 4-3 rush defensive tackles like Donald. Only one subset of defensive tackles is supposed to get that glory, and Williams isn't part of it.

"They're just meant to do it, but we kind of create our plays and our opportunities," Williams said. "Whether I get double-teamed, I still create a mismatch where I get skinny in the double team and blow up the backfield, beat a block or something like that.

"I'm not saying they're not athletic — they're an athletic group of guys — but if they came over here and had to do double teams and all that stuff, it would be a lot harder for them than for me to learn how to just get through [the line]."

Development

That Williams is able to tout his versatility in comparison to the game's best interior linemen is a testament to his work and the coaching staff's stewardship since he arrived in Baltimore.

A developmental third-round draft pick out of Missouri Southern State in 2013, Williams waited his turn and played sparingly as a rookie before becoming a starter in his second season. He quickly became the highest-rated nose tackle in the NFL, according to Pro Football Focus.

It has been more of the same this year, with Williams being the best player on the field in several early-season games. He's seventh on the team with 32 tackles, and tied for fifth with what's already a career-high two sacks.

No game this year shows how far Williams has come in his standing within the defense more than the Week 8 win over the San Diego Chargers.

Against San Diego in 2014, the pass-happy Chargers kept the Ravens' base defense on the sideline, instead forcing them to keep an extra defensive back on the field in lieu of a lineman. Williams played just 13 of 72 snaps, was sacrificed for better pass rushers and didn't record a tackle.

When quarterback Philip Rivers' bunch visited Baltimore this season, the same game plan applied. The Ravens were rarely in their base defense with three down linemen on the field, but now the personnel groups with two linemen include Williams. He played 45 of 67 snaps and made just as big of an impact as he has all season.

That the Ravens were able to leave Williams out for so much of that game, still control the run and pressure the pocket with one less big body is the progression defensive coordinator Dean Pees wanted to see from the tackle.

"You really kind of want to get everybody to that level," Pees said. "I think he has done a good job of coming along and doing more and more for us."

"He's definitely taken the next step," veteran defensive end Chris Canty said. "He's cleaned up some things as far as technique-wise and the run game. He's developed some things in the pass rush, which is a welcome surprise. The more opportunities he gets, the more opportunities that he's out there on that football field, he's going to continue to figure it out and continue to improve."

For Williams, that means developing the kinds of skills that the high-profile defensive tackles are known for. Because he has to rush the passer more, he has developed those skills. On his sack in Week 5 against the Cleveland Browns, he stunted around rookie Carl Davis and sacked Josh McCown. Last week against Jacksonville, he tossed Jaguars guard Zane Beadles aside with a power move for another sack.

Williams refers to pass rushing as one of his weaknesses and something he really hasn't had to do before, but said the new emphasis has led to improvement. Williams will never forsake his strengths in run defense, but the route to being noticed around the league — and the free-agency dollars that come with it — is through getting to the quarterback.

Of the last 17 Pro Bowl interior lineman, only five have played defensive tackle in a 3-4 scheme, including former Ravens star Haloti Ngata. Well-known tackles like Donald, Ndamukong Suh, Gerald McCoy and Geno Atkins have been staples in the game, all coming out of 4-3 defenses that focus on their pass-rush abilities.

Canty acknowledges that in the Ravens' scheme, Williams "doesn't get the opportunities other players do rushing the passer." Williams, however, knows that's the next step to earning league-wide recognition with something like a Pro Bowl berth.

"I hope the coaches would say I've come very far," Williams said. "I feel like I'm trying to put myself in the best position possible to be on the field as long as possible. That goes with practicing hard and working on those little things, pass rushing ability and moves, quick feet instead of just taking blocks, and double teams and all that stuff. Instead of being the anchor, being more mobile and moving around a lot more."

"That's what the coaches teach me, and that's what I work on."

After learning from Steve Smith Sr., Ravens receivers plan to make most of opportunity without him



[BALTIMORE SUN](#) | NOVEMBER 4, 2015 | JEFF ZREBIEC

When Chris Givens made a 39-yard, over-the-shoulder catch in the second quarter of the Ravens' victory over the San Diego Chargers on Sunday, he leaned on lessons learned from teammate Steve Smith Sr. during recent practices.

Smith has been trying to get Givens to use leverage more in his routes and not be so robotic. On the third-down play against the Chargers which resulted in a key first down during a touchdown drive, it all came together for the fourth-year receiver.

"I was telling people that I learned so much from Steve in just four weeks that it contributed to my success this past Sunday," said Givens, acquired from the St. Louis Rams in a trade last month. "Especially on the go route, it was something that he taught me ... just about being patient and being explosive and being fast at the same time."

When the Ravens return to practice Monday following their bye weekend and start preparations for the Nov. 15 game against the Jacksonville Jaguars at M&T Bank Stadium, Smith will be at home in Charlotte, N.C., where he'll undergo season-ending surgery on his torn Achilles tendon.

The makeshift position group that he leaves behind will be thrust into the spotlight, challenged with making up for Smith's lost production and defying critics who have predicted the demise of the Ravens' passing game without Smith.

"I think we look at it more as an opportunity than as a challenge," said Givens who has six catches for 106 yards in four games since joining the Ravens. "It's something that we've been preparing for, it's something that we're ready for. We're just looking forward to the opportunity of going out there and taking advantage of the situation."

With Smith going on injured reserve and former New Orleans Saints speedster Joe Morgan taking his spot, the Ravens have seven receivers on their active roster. That group includes rookie first-round pick Breshad Perriman, who hasn't played in an NFL game yet because of a knee injury.

Three of those seven haven't caught an NFL pass this season. Four of the seven weren't even on the Ravens' active roster as of Oct. 1. None of the seven averages as many as four receptions per game.

"I've very confident with what we have in our [position] room," said the team's de-facto No. 1 receiver Kamar Aiken, who has 25 catches for 333 yards, both career highs. "I don't think the level of play is going to drop. Steve taught us a lot with all the time we had around him. It's our turn to basically take what we learned from him and how he carried himself around here and take that and just continue to do what we've been doing."

Aiken understands that there will be outside questions, but he doesn't feel the wide receiver group is particularly motivated by anything other than making plays and helping quarterback Joe Flacco. The reality is that there were questions about the group even when Smith, a potential Hall of Fame player, was healthy and performing well.

With Smith gone, the Ravens lose a player who was responsible for 22 percent of Flacco's completions, nearly 31 percent of the team's passing yards and three of Flacco's 10 passing touchdowns.

"Obviously, we'll miss Steve," said Marlon Brown, who in his third year is the longest-tenured Ravens receiver. "There's no way around that. I'm still upset with what happened to him. But the guys in our room are going to play for Steve and they're going to step up."

Aiken did just that after Smith went down against the Chargers, but he has three catches or fewer in four of the Ravens' eight games, so consistency remains an issue. Brown, meanwhile, has regressed badly since he had 49 catches and seven touchdowns in his rookie season in 2013. This season, he has two catches or fewer in seven of eight games and drops continue to be an issue.

"I've just been struggling. I just have to find my groove and get back to it. It's as simple as that," Brown said. "I just have to calm down, relax and just play football."

The Ravens' other five receivers are either hurt (Perriman), or just don't have a whole lot of experience in the NFL (Jeremy Butler), or in the Ravens' offense. Givens came over in a trade on Oct 3. A week later, Jeremy Ross, known more for his return ability, was promoted from the practice squad. Morgan, who had 14 catches in parts of five seasons with the Saints, practiced for the first time Wednesday.

"I think anybody in this situation wants to go out and get that opportunity. I don't know if it's so much proving that they can do it without Steve, as here's the situation we've been presented with," said Ravens wide receivers coach Bobby Engram. "To me, at the end of the day, it's about winning games, and that's what our focus will be — work hard, take care of our business and help this team, help this organization win football games."

Engram stressed that it will be a team-wide challenge to make up for Smith's absence. The receivers will obviously have to pick up much of the slack, but the Ravens will also need more from their tight ends and running backs in the passing game. And, of course, Flacco will need to be better in spreading the ball around and giving guys opportunities to make plays.

Flacco said he is buoyed by how the offense performed without Smith in the 33-30 overtime loss to the Cleveland Browns in Week Five. Flacco threw for 210 yards in that game and completed a pass to eight different receivers. But having to play the rest of the way without Smith poses a significant challenge.

"We came out here this week and worked on some new things, trying to get ourselves some completions, get guys open in simple ways that everybody can react to and play fast with," Flacco said Wednesday. "That's the biggest thing. We have a young group. I think they're talented. We've just got to get better and better."

Never Any Dissension In Ravens Locker Room

The Ravens believe they can go 8-0 in the second half, in part, because of their mental makeup.



BALTIMORERAVENS.COM | NOVEMBER 3, 2015 | RYAN MINK

The Ravens' savoring of Sunday's 29-26 win over the Chargers went beyond making their bye week much more pleasurable.

It was a reward for the team's dedication to not caving in.

When a team is struggling, it can be difficult to stiff arm division in the locker room.

It's not publicly talked about, but it's something that frequently happens to teams behind closed locker room doors, and it certainly could have happened following Baltimore's 1-6 start, especially given the team's high expectations entering the season.

After Sunday's win, it was clear that isn't the case with the Ravens. Baltimore has a special makeup brewing, and much of it trickles down from the top in Head Coach John Harbaugh.

"I'll tell you what, I don't think I've been as proud as I am right now to be associated with a group of guys," kicker Justin Tucker earnestly said Sunday night.

"We're talking about a group that's in a fight and definitely not against each other. You look around all of these sports leagues, and you hear about teams that have dissension within the locker room once they start struggling on game day. But we have none of that."

The Ravens have remained their loose, confident selves during the weeks between losses. They still puff out their chests, they still laugh and joke around. At times, it's been difficult to tell whether they were atop the AFC North division or in the cellar.

As quarterback Joe Flacco said last week, it's difficult to leave the sting of a tough start behind. But the two options are to either cower because of it or keep pushing ahead.

On Saturday night at the team's hotel, Harbaugh told his team that it has already passed the test. The test was to remain faithful to each other during these tough times.

"Courage takes faith, and faith takes courage," Harbaugh said. "I thought our guys displayed that, and they have throughout the course of the whole season."

The ingredients for division have been ready to toss into the mixing bowl. Generally, it comes when there are targets for finger pointing.

All six of the Ravens' losses have been by eight points or less. Individual players haven't made plays at the end of games. The secondary has struggled while the run stopping has been strong. The offense has been inconsistent and Flacco says he has missed too many passes and thrown too many interceptions. The running attack hasn't been on track to the extent it was last season.

"It's really been tough for us here," outside linebacker Elvis Dumervil said. "I think we're becoming more seasoned as a team. There's no tanking here. ... We are going to come out and compete every week, so you can bet on that."

There was a faction of Ravens fans who almost wanted the team to lose on Sunday. As Harbaugh came out of the tunnel to take the field before the game, a fan shouted at him, over and over, "No. 1 pick!"

Losing is not in the Ravens' DNA. They won't roll over.

A look around the rest of the NFL doesn't paint the same picture. The Lions, who entered Week 8 with the same 1-6 record as the Ravens, lost to the then two-win Chiefs, 45-10. The Tennessee Titans got blown out by Houston and San Francisco was throttled by St. Louis.

There was talk of the Ravens being the worst team in the NFL.

"We don't concern ourselves with talk; that's the main thing," Harbaugh said. "It's one of the things that I think makes our guys so strong. We concern ourselves with one another and the task at hand."

The task at hand is winning out in the second half of the season. Maybe that sounds crazy, but it doesn't to the Ravens.

Baltimore plays five of its next seven games at home against opponents with a collective 22-31 record. The Ravens finish the regular season against the 7-0 Cincinnati Bengals, who may have nothing to play for at that point.

The AFC is depressed. There are only five teams that don't have at least four losses so far (Patriots, Jets, Bengals, Broncos, Raiders).

"We're trying to make history and just win all of the rest of our games," defensive tackle Timmy Jernigan said in Sunday's locker room.

"We can enjoy this win for a couple of extra days," Tucker said. "As soon as we're done enjoying it, we've got to give ourselves the best opportunity to go 8-0 the last half of the season. I think we've got just the men for the job."

A reporter posed the question of making a second-half run to Harbaugh, saying Tucker's statement was a bit in jest.

"He wasn't joking. That's the objective – to win the next game," Harbaugh said. "Are we going to define ourselves and say we can't win every game going forward? There's absolutely no way we'll say that."

When asked what positives he has seen from his team in the first half of the season, Harbaugh pointed to the fact that they've stuck together and kept working. He said he's encouraged by players taking accountability and not lashing out at discipline.

"We've never flinched, never blinked, never backed down, never came out here and didn't practice hard, never did anything that makes you feel like they're not doing everything they can to be as good as they can possibly be," he said.

"That gives me great hope for where we can go as a football team, and I'm excited about what the second half holds. What we've been through is an opportunity to be built and refine and grow into what we're going to be ultimately. Now it's up to us to go do it."

John Harbaugh 'happy with a lot of things' from first half, will keep players until Wednesday



[BALTIMORE SUN](#) | NOVEMBER 2, 2015 | JON MEOLI

Ravens coach John Harbaugh will keep his players at the Under Armour Performance Center for two more days of football introspection before dismissing them for a four-day break as part of their bye week.

Even at 2-6, the difficult travel part of the Ravens schedule is out of the way and Harbaugh said he's "happy with a lot of things."

"Obviously, the effort, the fact that they stuck together the way they have," Harbaugh said. "The fact that they've fought the way they have. The fact that they worked hard to improve. We never flinched, never blinked, never backed down; never came out here and didn't practice hard, never did anything that makes you feel like they're not doing everything they can to be as good as they can possibly be. ...

"That gives me great hope for where we can go as a football team," he said. "I'm excited about what the second half holds. I think what we've been through is an opportunity to be built and refined into what we're going to be, ultimately. Now it's up to us to go do it."

After playing five of their first seven games on the road, including four games at AFC and NFC West opponents, the Ravens began a stretch of six home games out of their final nine with Sunday's win over the San Diego Chargers. And the widespread mediocrity of the AFC means the Ravens are 2.5 games out of a wild card playoff spot.

"The fact that we've got those situations behind us is great in that respect," Harbaugh said. "I'd sure like to have a few more wins from those trips and all that. We're excited to be back home. We have a few games at home stacked up on top of this last one, so we're fired up about that."

But before that, they had meetings and treatment Monday afternoon, and will practice and hold meetings Tuesday and Wednesday.

"Coaches are working on reviewing the [Chargers] game, and we're going to be working on improving over the next two or three days, self-scouting, studying ourselves," Harbaugh said.

The players will be back next Monday for a week of preparations for the Week 10 game against the

Ravens 'Soul Searching' After 0-3 Start

Baltimore's defense has faltered down the stretch in all three of the Ravens' losses.



[BALTIMORERAVENS.COM](#) | SEPTEMBER 27, 2015 | RYAN MINK

The Ravens are in uncharted waters, and they're mighty choppy. For the first time in franchise history, Baltimore is 0-3 to start a season. A team that entered the year with Super Bowl aspirations is now behind the eight ball.

And after yet another late-game, brutal loss, this time by a 28-24 score to division rival Cincinnati at home, the Ravens are taking a good, hard look in the mirror – particularly on defense.

"It's very tough as a team. It's even tougher when you're on defense," linebacker C.J. Mosley said.

"We have to do some soul searching. We built a great foundation in training camp and coming into the season. So far it hasn't worked out that way. But we didn't waste all that time in training camp with sweat, blood and tears to have any cracks in our foundation."

What makes the three losses tougher to swallow is that wins were within grasp in all of them.

In the season opener in Denver, the defense allowed a 17-play drive that ate up 11 minutes in the fourth quarter. Then the offense had two potential game-winning passes go wrong, as one bounced off wide receiver Steve Smith's hands and another intended for tight end Crockett Gillmore was intercepted.

In Oakland, the Ravens had a chance to take a seven-point lead, but Smith couldn't get both feet down in the end zone when he was wide open. The Ravens settled for a field goal and a three-point lead, and then the defense allowed an 80-yard drive to quarterback Derek Carr to win the game with 26 seconds left.

Sunday's home opener against Cincinnati played out much like the week before in Oakland. The Ravens offense played from behind for much of the day – in part because of a "wasted" first half, according to quarterback Joe Flacco.

But when the offense clicked in the second half and took two fourth-quarter leads, the defense gave it up both times with 80-yard drives by the Bengals.

One drive took just one strike to wide receiver A.J. Green screaming down the middle of the field for an 80-yard score one play after the Ravens took their first lead of the game. The second was a methodical six-play march in just one minute, 46 seconds by Cincinnati.

While the offense had a rough first half and has settled for field goals too often near the goal line, the defense's collapse in another high-scoring shootout has the Ravens' historically proud unit puzzled.

Multiple Ravens talked about the team's mentality in such situations. Baltimore has lost a lot of leadership on that side of the ball, and is relying on youth throughout the unit. It took a big blow when Terrell Suggs (Achilles) was lost for the year in Week 1.

"You've got to dig deep. It's got to mean that much to you," said outside linebacker Elvis Dumervil, who gave the Ravens their first lead of the game with a sack/strip of Andy Dalton that allowed Mosley to return the fumble 41 yards for a touchdown.

"I just know that it comes with competing," cornerback Rashaan Melvin said. "It's understanding that there's four quarters in a football game. Once we're up, we've got to stay up."

Now the Ravens have to find a way to move on, despite their open wounds. They have a quick turnaround before what will be one of their most challenging games of the year on the road in Pittsburgh.

Dumervil said the manner in which the Ravens have lost makes it tougher to move past. But that's exactly what he knows they must do if they're going to salvage their season and keep their playoff hopes alive.

"In this league, when you're 0-3, nobody says, 'Man, you know what? It could have been 3-0,'" Dumervil said. "We're 0-3 and that's what the print says and that's the facts. We have 13 games left though. This is a must-win for sure."

When the schedule was first released, it was clear the Ravens would have a tough opening stretch. A West Coast trip to Denver to start things was a challenge, but few would have predicted a loss in Oakland. Then two games against division rivals Cincinnati and Pittsburgh are always dogfights.

The middle of Baltimore's schedule softens a bit, but the Ravens could be in a deep hole by that point if they don't play better and get a win in Pittsburgh.

The last time a team began the year at 0-3 and made the playoffs was in 1998, when the Buffalo Bills came storming back. A team hasn't reached the postseason after an 0-4 start since 1992 (San Diego).

"We've got to do it one game at a time, and that's the only way that you're going to keep a positive mindset – if you put the last three games behind you and forget about them," Flacco said. "It's going to take time. We've had opportunities to win each one of these three games, and we're just not good enough to be good in crunch-time situations, and it's getting us beat."

Flacco also pointed to the team's mindset as being critical during this stretch.

"We have to get our minds in check and make sure that we want to go out there and win a football game," Flacco said. "That's what it's all about. It's going out there and playing for the guy beside you, picking him up when needed and winning a football game, no matter the circumstance."

"Right now, it probably comes down to the fact that we're not believing in ourselves enough, and we're not envisioning winning those football games. We've got to turn that around."

Loss of Terrell Suggs sends ripples through Ravens linebacker corps



BALTIMORE SUN | SEPTEMBER 16, 2015 | JEFF ZREBIEC

Jason Babin has been on seven other teams during a 12-year NFL career, but he said that his first day as a Raven was a nice crash course on why the organization has had so much success.

"I think the biggest thing that just blew me away was, and I've been on a handful of teams, is their approach that you guys don't see," Babin said following his first practice with the team since agreeing to a one-year deal Tuesday. "Maybe you guys get a behind-the-scenes glimpse of how they prepare, what they look at, the collection of data, how it's delivered to the players, the uniforms, the equipment. I was blown away by every aspect of how this organization goes about preparing for winning on Sunday."

Terrell Suggs' season-ending Achilles injury was a difficult blow to the Ravens and players have spoken reverentially in recent days about the impact the rush linebacker has on the team and how much they'll miss him. But another characteristic of the Ravens — and other successful NFL franchises — is their ability to move on and not dwell on losses or key injuries.

They view injuries as opportunities for other players to emerge into different roles. For veteran Elvis Dumervil, Suggs' injury means an opportunity to become a three-down linebacker again, rather than simply a pass-rushing specialist, a label the four-time Pro Bowl selection abhors.

For rookie fourth-round draft pick Za'Darius Smith, the loss of one of his mentors gives him a chance to step into a bigger role and erase some of the disappointment from being inactive in what he hoped would be his first NFL regular-season game last Sunday.

And for Babin, a 35-year-old who has been to the playoffs only once in his career, the Ravens have given him another chance to do what he loves to do: get after the quarterback. A two-time Pro Bowl selection, Babin has 64½ career sacks and is coming off a solid year for the New York Jets in which he had 27 quarterback hurries, seven quarterback hits and two sacks while playing part-time. Yet, less than two weeks ago, Babin found himself unemployed, a surprising release by the Jets.

"I don't think I could have drawn it up any better," Babin said. "You watch the defense play, and I've always watched them play and always admired how they play, the style they play, and just everything about them. So to be a part of this defense is really special to me."

Babin said that his biggest adjustment to his new team will be learning the defensive terminology, but he's excited that the Ravens are going to "to put me in situations where I can do what I do best, and that's just go."

That could happen as early as Sunday when the Ravens continue the regular season against the Oakland Raiders. Ravens coach John Harbaugh said Babin could get the opportunity to play in the game.

"The reason we added him is because of our situation, roster-wise, with Terrell," Harbaugh said Wednesday from his team's downtown San Jose headquarters. "Obviously, those others guys will step up and expand the roles if you want to call it that, the guys who have been here. And [Babin will] provide us with another player at that position who is a very good player. I like the way he plays, I like his style. I like his mentality — tough, smart, hard-playing guy. I think he said it best: his resume is his tape. He was playing for the Jets in the preseason and we watched that very carefully. He looked like he'd fit us well."

The Ravens didn't sign Babin to be an every-down player, like Suggs. Their plans to replace the all-time franchise leader in sacks remains to move Dumervil over to the rush linebacker spot and keep Courtney Upshaw on the strong side, where he has traditionally been in a platoon with Dumervil. Babin, Smith and possibly Albert McClellan will then be used in different situations behind the starters.

"There will be some kind of rotation like we always do and it will be just geared toward the guys that we have now," Harbaugh said.

Dumervil hates that he will get increased snaps because of a serious injury to Suggs, who he called his "partner in crime." However, Dumervil was an every-down player for much of his first seven seasons with the Denver Broncos, and he has said on several occasions that he would embrace getting more defensive snaps with the Ravens.

"I'm not going to toot my own horn, but I've started on first and second down," Dumervil said. "I have that experience. It's not like it's something new to me, but I am excited for the opportunity especially on this defense. I think it's a really good position to play. And I get to rush more. That's kind of like what I love to do. I'm excited to come out and try to help the team as much as possible and try to do my part. I'm sure we have other guys to try and contribute and try to keep this thing going.

"Whenever you have a good scheme, like we do, talented players, like we do, we'll always have a chance. Obviously, losing Suggs doesn't help. ... But we do have talented players here, myself included and we just have to continue to keep pushing harder and do what he'd want us to do: continue to play like Ravens. The next thing has got to come in and step up because at the end of the day, the Ravens have to keep moving."

One of those guys is Smith, who vowed to use being inactive in Week 1 as motivation. Smith showed glimpses in the preseason of his talent and athleticism. However, he was left inactive for the opener because the Ravens needed an extra special teams player instead. That doesn't figure to happen again this Sunday.

"I'm a young guy, but I have to mature fast," he said. "As far as in this situation, I hate that that had to happen. [Suggs] was a great leader and he still is a great leader to this day. But it's next man up. I have to step up. I know what I have to do to prepare in this situation."

Another season, another coordinator for Ravens quarterback Joe Flacco



[BALTIMORE SUN](#) | SEPTEMBER 9, 2015 | JEFF ZREBIEC

Not long after Marc Trestman was hired as Ravens offensive coordinator in January, quarterback Joe Flacco was given a gift by his grandfather. It was a copy of Trestman's book about his nomadic coaching career and the lessons on leadership and teamwork that he learned along the way.

Flacco appreciated the gesture, but didn't exactly dive right in.

"I'm not a reader," Flacco said with a smirk. "I figured I'd get to know him on my own."

Flacco's decision provides a small glimpse into why the Super Bowl-winning quarterback has been able to handle having four offensive coordinators in as many seasons, the revolving door of play callers creating a situation one prominent former NFL quarterback described as "dysfunctional."

Flacco has uttered nary a public complaint. He says he's entered the partnership with Trestman with an open mind and no preconceived notions. He doesn't know a whole lot about the background of a man once nicknamed "The Quarterback Whisperer," and he's not consumed by it, either. He figures that they'll spend plenty of time together in the months ahead.

For a guy who admits he's bound by routine and clings to familiarity off the field, Flacco embraces change on it. It excites him to get a different perspective and to learn new things. He views working with another new offensive coordinator as a challenge, not a crutch.

As he approaches his eighth NFL season, Flacco feels Trestman will only help him improve.

"I always tell people, it's just football. It's not that hard to learn a new offense, to get on the same page with somebody else. That's my attitude towards it," Flacco said. "I'm very conservative off the field and I'm probably stuck to my ways to a certain extent, but I think in football, I've always been a little bit more open-minded. I'm a little more aggressively minded and willing to do new things. I think you have to continue to learn to get better and better each year."

Embracing change

For the first four-plus seasons of his career, Flacco had Cam Cameron as his offensive coordinator, and the two had a productive but difficult relationship. Sensing that the offense needed a jolt in 2012, Ravens coach John Harbaugh replaced Cameron with quarterbacks coach Jim Caldwell. The move helped spur a Super Bowl run and the best football of Flacco's career.

Caldwell left to become the coach of the Detroit Lions before last season, leading Harbaugh to bring in Gary Kubiak as the team's third offensive coordinator in 13 months. Under Kubiak in 2014, Flacco had arguably the best season of his career, setting career highs in yards (3,986) and touchdown passes (27).

But Kubiak was one and done — he was hired to coach the Denver Broncos, the Ravens' opponent in their regular-season opener — and Harbaugh handed the keys of the offense to Trestman, the former Chicago Bears coach who has presided over successful offenses at numerous stops.

"Marc and Joe could make a great pairing," said former NFL quarterback Rich Gannon, a four-time Pro Bowl selection who had his best seasons with the Oakland Raiders, when Trestman was his position coach. "With Marc, there's not a lot of ego there. He's very even keel. Joe and he have similar personalities. I think Marc is an unselfish guy, he sees the game through the eyes of the quarterback. Marc is not afraid to put the game in the hands of the quarterback. I think Joe could have a big year. It's going to take patience from everyone on the staff. It has the chance to be a special offense but Rome wasn't built in a day, either."

Not ideal

Gannon, an NFL on CBS analyst, credits Flacco for how he's handled all the turnover, but he's long preached about how detrimental coordinator changes can be on young quarterbacks. He believes it held back Alex Smith, the No. 1 overall pick in the 2005 draft, who played under seven coordinators in his seven seasons with the San Francisco 49ers.

Gannon calls the relationship between quarterback and play caller the most "critical" one in an organization, and said that frequent change in that dynamic often prevents signal callers from reaching a necessary confidence and comfort level.

"It's dysfunctional, first of all. It's not good and I'm sure it's not John Harbaugh's first choice to have to make these types of changes around the quarterback," Gannon said. "It's really tough on the quarterback because you have to develop trust and chemistry with the play caller. That's the challenge, and I think Joe has handled it brilliantly. He's got a great temperament for things like this because he doesn't get too excited one way or the other. But if you look at the history with younger quarterbacks and [multiple] coordinator changes, the results haven't been great."

Flacco has been able to weather the changes, and at age 30, he feels he's just hitting his prime. His ability to adapt without complaint has won him admirers along the way. Gannon — who, like Flacco, played at Delaware — called him "maybe the most misunderstood" quarterback in the league, and the "perfect quarterback" for a Ravens team that prides itself on consistency and physicality.

Former Ravens coach Brian Billick said it's Flacco's attitude and approach toward the changes that help the team remain a Super Bowl contender.

"It's very easy to get complacent, particularly in the offseason when it's the same system, same verbiage. But when you're challenged the way Joe has been, it kind of keeps you with that competitive edge," said Billick, now an analyst for NFL Network. "Joe views it as a positive and it energizes him in that way. Give him credit for doing that."

A good start

Trestman has worked with quarterbacks of all styles and personalities, but what immediately jumped out to him about Flacco was his intelligence.

"He's got what I consider a brilliant football mind, and he's wired to be very flexible, to be able to work with the people that surround him and try to help him get better," Trestman said. "I think part of the thing is, he's always been open to learning from everybody that he's worked with, to try and get some value out of that. I sense that with Joe. It's mutual. We both want to learn, we're both trying to get better at our specific jobs. If we can do it together, it's always better."

While his relationship with Cameron eventually fizzled, Flacco built a strong rapport with Caldwell and Kubiak, and he seems on his way to doing the same with Trestman, who has a professorial demeanor, an analytical mind and not your typical coaching background. The 59-year-old has a law degree, once sold municipal bonds during a hiatus from coaching and was playfully described in his own book by his wife, Cindy, as being "socially dysfunctional."

"You can see the wheels spinning all the time," Flacco said of Trestman. "He's always thinking about something. It's always good to see him try to throw jokes out there. Whether they land flat or not, it's always pretty funny."

Flacco insists that his public comments about embracing change aren't lip service. And while he politely answers, his tone suggests that he's sick of fielding questions on a subject that he perceives as overblown.

The Ravens will run a system similar to the West Coast offense they used last year under Kubiak, though Trestman and new quarterbacks coach Marty Mornhinweg will add their imprint. Ravens backup quarterback Matt Schaub, who has had five coordinators in 12 NFL seasons, described the quarterback room as an open collaboration, where ideas are traded and both positive and negative feedback is shared.

Flacco compared the environment to a group of guys, hanging out, learning football together and developing friendships. And as he views it, what's so difficult about that?

"In terms of being on a successful team, I have to go into it with an open mind, be positive about it, and then after I get to know the guy and see what he does and see how we work, I quickly realize that there's no reason I should've ever thought about not going into it with an open mind," Flacco said. "As an outsider, you tend to look at the negative effects. My job as a quarterback is to have the team feel as few negative effects as possible. It's been a lot of fun. It's always great to get different perspectives on things, meet new people and learn more football, really."