

2013 SEASON



REVIEW GUIDE

BALTIMORE  
**RAVENS**



**BALTIMORE RAVENS FOOTBALL**  
EST. 1996

2 SUPER BOWL CHAMPIONSHIPS • 4 AFC TITLE GAMES • 4 AFC NORTH DIVISION TITLES • 9 PLAYOFF BERTHS



# RAVENS WINNING WAYS

## 2013 ESPN FRANCHISE RANKINGS



Every year, *ESPN The Magazine* compiles the results of fan surveys and financial analysis to determine which teams in the NFL, NBA, MLB and NHL offer the greatest rewards for all the emotion, money and time that fans invest in them. The rankings

are determined by a multi-tiered analysis that examines a team's efficiency in spending fan money as compared to its on-field performance. It also factors in feedback in 25 sub-categories from more than 60,000 fans nationwide, both online at *ESPN.com* and in polling conducted by independent third parties. In 2013, the Baltimore Ravens ranked as the 10th-best overall sports franchise and the second-best NFL franchise.

### TOP U.S. SPORTS FRANCHISES (ESPN Franchise Rankings)

#### Rk. Franchise

1. Memphis Grizzlies
2. San Antonio Spurs
3. Indiana Pacers
4. Oklahoma City Thunder
5. Green Bay Packers
6. Arizona Diamondbacks
7. Pittsburgh Penguins
8. Anaheim Ducks
9. Ottawa Senators
10. **Baltimore Ravens**

### TOP NFL FRANCHISES (ESPN Franchise Rankings)

#### Rk. Franchise

1. Green Bay Packers
2. **Baltimore Ravens**
3. Denver Broncos
4. Seattle Seahawks
5. Indianapolis Colts
6. Atlanta Falcons
7. Houston Texans
8. New Orleans Saints
9. Pittsburgh Steelers
10. San Francisco 49ers

## BEST POSTSEASON MARK

### PLAYOFF WINNING PERCENTAGE / SINCE 1970 MERGER

| Rk. Team                    | Record | Pct. |
|-----------------------------|--------|------|
| 1. Baltimore Ravens**       | 14-7   | .667 |
| 2. New York Giants****      | 20-11  | .645 |
| 3. Pittsburgh Steelers***** | 33-20  | .623 |
| 4. San Francisco 49ers***** | 30-19  | .612 |
| 5. Dallas Cowboys*****      | 32-21  | .604 |

\* Number of Super Bowl Titles

## JOHN HARBAUGH ERA (SINCE 2008)

### PLAYOFF BERTHS

1. **Baltimore Ravens . . . . . 5**
- Green Bay Packers . . . . . 5
- Indianapolis Colts . . . . . 5
- New England Patriots . . . . . 5
5. Atl., Cin., NO, Phi. . . . . 4

### TOTAL WINS

1. New England Patriots . . 76
2. **Baltimore Ravens . . . . . 71**
3. New Orleans Saints . . . 68
4. Green Bay Packers . . . . 66
- Pittsburgh Steelers. . . . 66

### PLAYOFF WINS

1. **Baltimore Ravens . . . . . 9**
2. Green Bay Packers . . . . . 5
- New Orleans Saints . . . . . 5
- Pittsburgh Steelers . . . . . 5
- San Francisco, Seattle . . . 5

### PLAYOFF GAMES

1. **Baltimore Ravens . . . . . 13**
2. Green Bay Packers . . . . . 9
- New England Patriots . . . 9
4. Indianapolis Colts. . . . . 8
- New Orleans, San Francisco . . 8

### AFC TITLE GAMES

1. **Baltimore Ravens . . . . . 3**
- New England Patriots . . . 3
3. New York Jets . . . . . 2
- Pittsburgh Steelers. . . . . 2
5. Denver, Indianapolis . . . . 1

### PLAYOFF ROAD WINS

1. **Baltimore Ravens . . . . . 6**
2. New York Jets . . . . . 4
3. Green Bay Packers . . . . . 3
- San Francisco 49ers . . . . . 3
5. NY Giants, Philadelphia . . 2

### REG. SEASON WIN %

1. New England Patriots . . 750
2. New Orleans Saints . . . 656
3. **Baltimore Ravens . . . . 646**
4. Green Bay Packers . . . . 641
5. Pittsburgh Steelers. . . . 635

### REG. SEASON WINS

1. New England Patriots . . 72
2. New Orleans Saints . . . 63
3. **Baltimore Ravens . . . . 62**
4. Green Bay Packers . . . . 61
- Pittsburgh Steelers. . . . 61

## SUPER BOWL XXXV & XLVII

The Baltimore Ravens are one of four franchises (New England, NY Giants and Pittsburgh) to win multiple Super Bowls since the year 2000.

## NFL'S WINNINGEST FRANCHISES SINCE 2000

### REG. SEASON WIN %

1. New England Patriots . . 728
2. Indianapolis Colts. . . . 665
3. Pittsburgh Steelers. . . . 641
4. Green Bay Packers . . . . 623
5. Philadelphia Eagles . . . 605
6. **Baltimore Ravens . . . . 598**

### SUPER BOWL BERTHS

1. New England Patriots . . . 5
2. New York Giants. . . . . 3
- Pittsburgh Steelers. . . . . 3
4. **Baltimore Ravens . . . . . 2**
- Indianapolis Colts . . . . . 2
- Seattle Seahawks . . . . . 2

### SUPER BOWL TITLES

1. New England Patriots . . . 3
2. **Baltimore Ravens . . . . . 2**
- New York Giants. . . . . 2
- Pittsburgh Steelers. . . . . 2
5. GB, Ind., NO, Sea., TB. . . . 1

### CONF. TITLE GAMES

1. New England Patriots . . . 8
2. Philadelphia Eagles . . . . 5
- Pittsburgh Steelers. . . . . 5
4. **Baltimore Ravens . . . . . 4**
5. Indianapolis, NY Giants . . 3
- San Francisco . . . . . 3

### WINNING SEASONS

1. New England Patriots . . 13
2. Indianapolis Colts. . . . . 12
3. Green Bay Packers . . . . . 11
4. **Baltimore Ravens . . . . . 10**
- Philadelphia, Pittsburgh . . 10

### PLAYOFF BERTHS

1. Indianapolis Colts. . . . . 12
2. New England Patriots . . 11
3. Green Bay Packers. . . . . 10
- Philadelphia Eagles . . . . 10
5. **Baltimore Ravens . . . . . 9**

### PLAYOFF GAMES

1. New England Patriots . . 26
2. **Baltimore Ravens . . . . . 21**
- Indianapolis Colts. . . . . 21
4. Philadelphia Eagles . . . . 20
5. Pittsburgh Steelers. . . . . 18

### PLAYOFF WINS

1. New England Patriots . . 18
2. **Baltimore Ravens . . . . . 14**
3. Pittsburgh Steelers. . . . . 12
4. Indianapolis, NY Giants . . 10
- Philadelphia . . . . . 10



# BALTIMORE RAVENS PRESS RELEASE

2000 • WORLD • 2012  
CHAMPIONS

UNDER ARMOUR PERFORMANCE CENTER | 1 WINNING DRIVE | OWINGS MILLS, MD 21117  
PH: 410-701-4000 | FX: 410-701-4100 | WEBSITE: WWW.BALTIMORERAVENS.COM | TWITTER: @RAVENS

## 2013 SEASON REVIEW / 2014 KEY INFORMATION

### SEASON OVERVIEW

For the first time since 2008 – the year the Ravens hired **John Harbaugh** – Baltimore did not make the playoffs, coming one game short with an 8-8 mark and placing third in the AFC North (the Ravens were 3-3 in the division, splitting with all three rivals). ... Baltimore played an NFL-high nine games decided by 3 points or less (5-4 record in those contests). ... How close were the Ravens to making the playoffs? They were tied 17-17 near the end of the third quarter in the season-ending loss at Cincinnati. ... The Ravens, Colts, Patriots and Packers are the only teams to earn a playoff berth in five of the previous six seasons, with Baltimore making six postseason appearances in the past eight years.

### DEFENSE

- The Ravens' third-down "D" (33.5%) ranked third in the NFL, while their red zone unit (48.8%) was seventh. Baltimore's final defensive NFL rankings: points (12th), net yards (12th), passing (12th) & rushing (11th).
- **LB Daryl Smith** had 19 passes defended, setting a Ravens' record by a linebacker (Ray Lewis, 13 in 2003). Smith finished with career highs in sacks (5), INTs (3) & PD (19) and led the team in tackles (123).
- **OLB Terrell Suggs** (10) and **OLB Elvis Dumervil** (9.5) combined for 19.5 sacks, with Suggs earning his sixth Pro Bowl invite. **NT Haloti Ngata** was elected to his fifth Pro Bowl, while **CB Lardarius Webb's** 22 PD ranked as the NFL's second most.

### OFFENSE

- **QB Joe Flacco** set career highs in passing yards (3,912), but also INTs (22), throwing for 19 TDs. Flacco engineered four game-winning drives in the fourth quarter/overtime.
- **WR Torrey Smith** tallied 1,128 receiving yards, the second most in single-season team history (Michael Jackson - 1,201 in 1996). Smith had a career-high 65 catches, posting the NFL's fifth-best yards-per-catch average (17.4).
- Undrafted rookie **WR Marlon Brown's** 7 receiving TDs tied (Torrey Smith, 2011) for the most by a rookie in team history and tied (Detroit TE Joseph Fauria) for the most by a 2013 rookie free agent. Brown finished second (Torrey Smith, 2011) in catches (49) and receiving yards (524) by a Ravens' rookie.

### SPECIAL TEAMS

- The Ravens' kickoff return unit averaged 26.4 yards per return, ranking second in the NFL. Baltimore's punt return unit averaged 14.2 yards per return, good for the NFL's third-best mark. The Ravens posted an NFL-high 20 punt returns of 20-plus yards.
- Pro Bowl **K Justin Tucker** set franchise records in FGs made (38) and FGs attempted (41), with both figures tying (NE K Stephen Gostkowski) for the NFL's most. Tucker produced a franchise-record 140 points (tied for sixth in NFL), while his 6 FGs of 50-plus yards tied (several players) for the NFL's most. The second-year Tucker kicked 3 game-winning FGs in 2013, including a 61-yarder at Detroit.

### 2014 OPPONENTS

**Home:** Cincinnati Bengals, Cleveland Browns, Pittsburgh Steelers, Jacksonville Jaguars, Tennessee Titans, San Diego Chargers, Atlanta Falcons, Carolina Panthers

**Away:** Cincinnati Bengals, Cleveland Browns, Pittsburgh Steelers, Houston Texans, Indianapolis Colts, Miami Dolphins, New Orleans Saints, Tampa Bay Buccaneers

**Note:** The Ravens will play six games against 2013 playoff teams: Carolina, Cincinnati (twice), Indianapolis, New Orleans, San Diego

### RESULTS (8-8)

| Date           | Opponent               | Result/Score |
|----------------|------------------------|--------------|
| Thurs. Sept. 5 | at Denver Broncos      | L 27-49      |
| Sun. Sept. 15  | Cleveland Browns       | W 14-6       |
| Sun. Sept. 22  | Houston Texans         | W 30-9       |
| Sun. Sept. 29  | at Buffalo Bills       | L 20-23      |
| Sun. Oct. 6    | at Miami Dolphins      | W 26-23      |
| Sun. Oct. 13   | Green Bay Packers      | L 17-19      |
| Sun. Oct. 20   | at Pittsburgh Steelers | L 16-19      |
| Sun. Nov. 3    | at Cleveland Browns    | L 18-24      |
| Sun. Nov. 10   | Cincinnati Bengals     | W 20-17 (OT) |
| Sun. Nov. 17   | at Chicago Bears       | L 20-23 (OT) |
| Sun. Nov. 24   | New York Jets          | W 19-3       |
| Thurs. Nov. 28 | Pittsburgh Steelers    | W 22-20      |
| Sun. Dec. 8    | Minnesota Vikings      | W 29-26      |
| Mon. Dec. 16   | at Detroit Lions       | W 18-16      |
| Sun. Dec. 22   | New England Patriots   | L 7-41       |
| Sun. Dec. 29   | at Cincinnati Bengals  | L 17-34      |

### 2014 FIRST-ROUND DRAFT ORDER

The Ravens will pick at either 16 or 17, a position to be determined by a coin flip between Baltimore and Dallas at the NFL Combine.

| Pick | Team                                | 2013 Record | Win %       | Schedule Strength |
|------|-------------------------------------|-------------|-------------|-------------------|
| 1.   | Houston Texans                      | 2-14        | .125        | .559              |
| 2.   | St. Louis Rams (from Was.)          | 7-9         | .438        | .551              |
| 3.   | Jacksonville Jaguars                | 4-12        | .250        | .504              |
| 4.   | Cleveland Browns                    | 4-12        | .250        | .516              |
| 5.   | Oakland Raiders                     | 4-12        | .250        | .523              |
| 6.   | Atlanta Falcons                     | 4-12        | .250        | .553              |
| 7.   | Tampa Bay Buccaneers                | 4-12        | .250        | .574              |
| 8.   | Minnesota Vikings                   | 5-10-1      | .344        | .512              |
| 9.   | Buffalo Bills                       | 6-10        | .375        | .520              |
| 10.  | Detroit Lions                       | 7-9         | .438        | .457              |
| 11.  | Tennessee Titans                    | 7-9         | .438        | .504              |
| 12.  | New York Giants                     | 7-9         | .438        | .520              |
| 13.  | St. Louis Rams                      | 7-9         | .438        | .551              |
| 14.  | Chicago Bears                       | 8-8         | .500        | .465              |
| 15.  | Pittsburgh Steelers                 | 8-8         | .500        | .469              |
| 16.  | <b>Baltimore Ravens (coin flip)</b> | <b>8-8</b>  | <b>.500</b> | <b>.484</b>       |
|      | Dallas Cowboys (coin flip)          | 8-8         | .500        | .484              |
| 18.  | New York Jets                       | 8-8         | .500        | .488              |
| 19.  | Miami Dolphins                      | 8-8         | .500        | .523              |
| 20.  | Arizona Cardinals                   | 10-6        | .625        | .531              |
| 21.  | Green Bay Packers                   | 8-7-1       | .531        | .453              |
| 22.  | Philadelphia Eagles                 | 10-6        | .625        | .453              |
| 23.  | Kansas City Chiefs                  | 11-5        | .688        | .445              |
| 24.  | Cincinnati Bengals                  | 11-5        | .688        | .480              |
| 25.  | San Diego Chargers                  | 9-7         | .563        | .496              |
| 26.  | Cleveland Browns (from Ind.)        | 4-12        | .250        | .516              |
| 27.  | New Orleans Saints                  | 11-5        | .688        | .516              |
| 28.  | Carolina Panthers                   | 12-4        | .750        | .494              |
| 29.  | New England Patriots                | 12-4        | .750        | .473              |
| 30.  | San Francisco 49ers                 | 12-4        | .750        | .494              |
| 31.  | Denver Broncos                      | 13-3        | .813        | .469              |
| 32.  | Seattle Seahawks                    | 13-3        | .813        | .490              |

# 2013 SEASON INFORMATION

## FINAL 2013 NFL RANKINGS

### OFFENSE

| Category            | Stats | Rank |
|---------------------|-------|------|
| Total Offense       | 307.4 | 29   |
| Rush Offense        | 83.0  | 30   |
| Pass Offense        | 224.4 | 18   |
| Points Per Game     | 20.0  | 25   |
| 3rd-Down Off. %     | 36.4  | 20   |
| 4th-Down Off. %     | 37.5  | 22   |
| Red Zone Off. (TD%) | 46.2  | 31   |

### DEFENSE

| Category            | Stats | Rank |
|---------------------|-------|------|
| Total Defense       | 335.5 | 12   |
| Rush Defense        | 105.4 | 11   |
| Pass Defense        | 230.1 | 12   |
| Points Per Game     | 22.0  | 12   |
| 3rd-Down Def. %     | 33.5  | 3    |
| 4th-Down Def. %     | 57.1  | 23t  |
| Red Zone Def. (TD%) | 48.8  | 7    |

### TEAM

| Category       | Stats | Rank |
|----------------|-------|------|
| Turnover Ratio | -5    | 22   |
| Penalties      | 112   | 26t  |
| Penalty Yards  | 942   | 25   |

## 2013 AFC NORTH STANDINGS

| Teams            | W        | L        | T        | Home       | Road       | Div.       | Con.       | PF         | PA         | Streak        |
|------------------|----------|----------|----------|------------|------------|------------|------------|------------|------------|---------------|
| Cincinnati       | 11       | 5        | 0        | 8-0        | 3-5        | 3-3        | 8-4        | 430        | 305        | Won 2         |
| Pittsburgh       | 8        | 8        | 0        | 5-3        | 3-5        | 4-2        | 6-6        | 379        | 370        | Won 3         |
| <b>Baltimore</b> | <b>8</b> | <b>8</b> | <b>0</b> | <b>6-2</b> | <b>2-6</b> | <b>3-3</b> | <b>6-6</b> | <b>320</b> | <b>352</b> | <b>Lost 2</b> |
| Cleveland        | 4        | 12       | 0        | 3-5        | 1-7        | 2-4        | 3-9        | 308        | 406        | Lost 7        |

## 2013 RAVENS LEADERS

### Passing Yards (TDS/INTS)

Joe Flacco . . . . . 3,912 (19/22)

### Rushing Yards (YPC)

Ray Rice . . . . . 660 (3.1)

Bernard Pierce . . . . . 436 (2.9)

### Receiving Yards (Catches)

Torrey Smith . . . . . 1,128 (65)

Marlon Brown . . . . . 524 (49)

Jacoby Jones . . . . . 455 (37)

### Points

Justin Tucker . . . . . 140

Marlon Brown . . . . . 44

T. Smith / R. Rice . . . . . 26

### Interceptions (Yards)

Corey Graham . . . . . 4 (28)

James Ihedigbo . . . . . 3 (54)

Daryl Smith . . . . . 3 (41)

### Sacks (Yards)

Terrell Suggs . . . . . 10 (-48)

Elvis Dumervil . . . . . 9.5 (-64)

Daryl Smith . . . . . 5 (-43.5)

Arthur Jones . . . . . 4 (-27)

### Tackles

Daryl Smith . . . . . 123

James Ihedigbo . . . . . 99

Terrell Suggs . . . . . 80

## 2013 TALE OF THE TAPE

| Category            | Stat  |
|---------------------|-------|
| Record              | 8-8   |
| Best Streak         | Won 4 |
| Points Scored       | 320   |
| TDs Scored          | 29    |
| Rushing TDs Scored  | 7     |
| Passing TDs Scored  | 19    |
| TDs on Returns      | 3     |
| Points Against      | 352   |
| TDs Allowed         | 37    |
| Rushing TDs Allowed | 7     |
| Passing TDs Allowed | 25    |

| Category               | Stat  |
|------------------------|-------|
| TDs Allowed by Return  | 5     |
| Time of Possession Avg | 29:51 |
| KOR Avg. For           | 26.4  |
| KOR Avg. Against       | 23.0  |
| PR Avg. For            | 14.2  |
| PR Avg. Against        | 9.1   |
| Sacks                  | 40    |
| Sacks Allowed          | 48    |
| Interceptions          | 16    |
| Interceptions Thrown   | 23    |

## 2013 HONOR ROLL

### WR MARLON BROWN

#### • Pepsi NEXT Rookie of the Week - Week 14 at Min.

Brown had 7 receptions for 92 yards and a touchdown in the Ravens' 29-26 victory over the Minnesota Vikings. His score was a 9-yard game-winner with 4 seconds left in the game.

### QB JOE FLACCO

#### • GMC Never Say Never Moment of the Week - Week 14 vs. Min.

Flacco threw a 9-yard TD pass to WR Marlon Brown with 4 seconds left, capping a frenzied final two minutes and lifting the Ravens to a thrilling 29-26 win. Despite playing in a snowstorm, the Ravens and Vikings combined for 5 touchdowns in the game's final 125 seconds. The Flacco-to-Brown score finished a five-play, 80-yard drive that eclipsed all but four of the game's final 45 seconds.

### NT HALOTI NGATA

#### • Pro Bowl - Fifth Invite

Ngata posted 52 tackles (23 solo), 1.5 sacks (-12 yards) and had 3 PD as part of the Ravens' 12th-ranked defense.

### OLB TERRELL SUGGS

#### • Pro Bowl - Sixth Invite

Suggs tallied a team-best 10 sacks (-48 yards) and finished third on the team with 80 tackles. It marked the fifth time in his career that he posted double-digit sacks in a season.

### K JUSTIN TUCKER

#### • Pro Bowl - First Invite • Associated Press First-Team All-Pro

#### • Sporting News First-Team All-Pro • PFWA First-Team All-Pro

Tucker set franchise records in FGs made (38) and FGs attempted (41), with both figures tying (NE K Stephen Gostkowski) for the NFL's most. Making 38 of 41 FGAs, Tucker produced a franchise-record 140 points (tied for sixth in NFL), while his 6 FGs of 50+ yards tied (several players) for the NFL's most. He kicked 3 game-winning FGs in 2013, including a 61-yarder at Detroit.

#### • AFC Special Teams Player of the Month - November

Tucker finished November 14-of-14 on FG attempts, going 3-for-3 from 50-plus-yards. He scored 49 points during the month. It marked Tucker's first-career Player of the Month Award.

#### • AFC Special Teams Player of the Week - Week 15 at Det.

#### • GMC Never Say Never Moment of the Week - Week 15 at Det.

Against Detroit, Tucker was 6-for-6 on FGAs, posting a franchise-record 61-yard game-winner. It marked the sixth overall game-winner of his career (5 regular season, 1 playoffs). The 6 FGs set a single-game team record and were the most in a 2013 NFL game. Tucker became the first kicker in NFL history to connect from the 20-, 30-, 40-, 50- and 60-yard range in a game.

#### • AFC Special Teams Player of the Week - Week 12 vs. NYJ

Tucker scored 13 points, connecting on 4 FGAs (30, 26, 33, 53) and his lone PAT in the 19-3 win over New York.

#### • AFC Special Teams Player of the Week - Week 10 vs. Cin.

Tucker kicked his fifth-career game-winning FG (a 46-yarder in overtime), as well as one other FG in regulation (36 yards), and 2 PATs in the 20-17 win over Cincinnati.

### CB LARDARIUS WEBB

#### • USA TODAY All-Joe Team

Webb posted the NFL's second-most PD (22), adding 2 INTs and a career-high 74 tackles (63 solo).

### G MARSHAL YANDA

#### • Pro Bowl - Third Invite • Sporting News First-Team All-Pro

Yanda earned his third-straight Pro Bowl honor, helping QB Joe Flacco set a career high with 3,912 passing yards.



# 2013 SEASON HIGHLIGHTS / 2014 INFO

## HARBAUGH WINS 2013 SALUTE TO SERVICE AWARD



The NFL awarded head coach **John Harbaugh** the 2013 Salute to Service Award, presented by USAA. The award was created to acknowledge the exceptional efforts by members of the NFL community to honor and support military members and their families. Harbaugh took part in the annual NFL-USO coaches' tour of the Middle East in 2009, has visited numerous military bases in the U.S. and abroad, has purchased school supplies for children whose parents are serving in the military and sent care packages to troops overseas. This February, Harbaugh made another visit to troops in the Middle East. Harbaugh helped institute Military Appreciation Day, an annual event that takes place during Ravens training camp. He also took the Ravens to Gettysburg, PA, during offseason team activities to learn about the Civil War, and he invites wounded warriors as his guests to every Ravens home game. In 2012, Harbaugh was presented with the Outstanding Civilian Service Award by Army Chief of Staff General Raymond Odierno.

## 2014 COACHING CHANGES

- **Gary Kubiak** was hired as offensive coordinator following the departure of **Jim Caldwell**, who was tabbed as Detroit's new head coach. Kubiak, a 21-year NFL coaching veteran, spent the past eight seasons (2006-13) as head coach of the Houston Texans. Under Kubiak, the Texans earned their Top 6 all-time offensive outputs in scoring, total offense and passing yards from 2007-12. During this time, the Texans also boasted the franchise's Top 3 rushing outputs, including the NFL's No. 2 ground attack in 2011 when they posted a franchise-record 153.0 yards per game. From 2008-12, Kubiak's "O" was one of only two teams (Denver) to have their total offense, passing offense and rushing offense each rank in the Top 5 at least once during that span.
- **Rick Dennison** joined the Ravens as their quarterbacks coach. Dennison is a 20-year NFL coaching veteran who served the past four seasons (2010-13) on Kubiak's staff as the Texans' offensive coordinator. Prior to joining Houston in 2010, Dennison spent his entire NFL career with the Denver Broncos – as a player from 1982-90 and as a coach from 1995-2009.
- **Thomas Hammock** was hired as the team's running backs coach. An 11-year collegiate coaching veteran, Hammock joins the NFL after spending the past three seasons (2011-13) as the University of Wisconsin's assistant head coach/running backs coach/recruiting coordinator. During Hammock's three seasons as Wisconsin's RBs coach, the Badgers ranked third nationally in rushing yards per attempt (5.7), fourth in rushing touchdowns (121) and seventh overall in rushing yards per game (251.1 ypg), with each category also leading the Big Ten during this span.
- **Brian Pariani** was hired as the Ravens' tight ends coach. Pariani, who enters his 24th season of NFL coaching, spent the past eight years (2006-13) as the Houston Texans' tight ends coach while serving under Kubiak.
- **Bobby Engram** was hired as the Ravens' wide receivers coach after spending the past two seasons (2012-13) in the same capacity at the University of Pittsburgh. He began his coaching career as an offensive assistant with the San Francisco 49ers in 2011 following a 14-year NFL playing career as a wideout.
- The Ravens appointed **Steve Spagnuolo** as secondary coach while promoting him to assistant head coach. A 16-year NFL coaching veteran, Spagnuolo was hired as the Ravens' senior defensive assistant in 2013. Prior to his Baltimore arrival, Spagnuolo was defensive coordinator for the Saints (2012) and head coach of the St. Louis Rams (2009-11). He replaced **Teryl Austin**, who was hired as Detroit's defensive coordinator.

## 2013 INJURY REPORT

### Ravens starters missed a combined 36 games in 2013:

- On offense, **G Kelechi Osemele** (back) missed nine games after being placed on Injured Reserve. **WR/RS Jacoby Jones** (knee) missed four contests, while **RB Ray Rice** (hip) missed one. **TE Dennis Pitta**, who sustained a dislocated/broken hip on the first day of training camp, missed 12 games after being placed on Injured Reserve - Designated for Return, but played in the season's final four contests.
- For the defense, **DT Arthur Jones** (concussion/illness) missed the season's first and last games, while **NT Haloti Ngata** (knee) and **DE Chris Canty** (thigh) each sat out one game. **LB Jameel McClain**, the team's 2013 Ed Block Courage Award recipient, returned from a serious spinal cord contusion suffered in 2012. However, he missed the season's first six games.

## 2013 NUMBERS TO RAVE ABOUT

**9**

Games the Ravens played in 2013 that were decided by 3 points or less, marking an NFL high. (NE was second with 7 such contests.) Baltimore was 5-4 in these games.

**17.4**

Yards-per-catch average by **WR Torrey Smith**, who posted career highs in catches (65) and receiving yards (1,128). The 17.4 ranked as the NFL's fifth-best mark, while the 1,128 stand as the second most in Ravens single-season history.

**19.5**

Combined sacks by **OLB Terrell Suggs** (10) and **OLB Elvis Dumervil** (9.5). Suggs had 33.5 QB knockdowns/hurries, while Dumervil posted 28.5.

**33**

Consecutive field goals made by **K Justin Tucker** during the 2013 season, marking the NFL's fourth-longest streak ever. Tucker finished the year 38-of-41 on FGAs.

**96**

Consecutive regular season starts by **QB Joe Flacco**, who has never missed a game in his six NFL seasons. Including playoffs, Flacco has started 109-straight games.

**9,214**

Yards from scrimmage that **RB Ray Rice** has posted during his career, the most in Ravens franchise history. In 2013, Rice surpassed RB Jamal Lewis' previous record of 9,166.

# 2013 PLAYER HIGHLIGHTS

## **WR Marlon Brown**

- Recorded 7 receiving TDs, tying Torrey Smith (2011) for the most by a Ravens' rookie in team history & tied (TE Joseph Fauria of Detroit) for the most by a 2013 rookie free agent
- His 44 total points scored rank second all-time by a rookie (Justin Tucker, 132 in 2012)
- Second-most receptions (49) and receiving yards (524) by a Raven in a rookie season (Torrey Smith, 2011)

## **WR/RS Tandon Doss**

- Led the NFL with a 15.6 average on PRs (career-high 23 returns for 359 yards, including a career-long 82-yard TD)
- Established career highs in receptions (19), receiving yards (305) and long reception (63)

## **OLB Elvis Dumervil**

- Finished second on the team with 9.5 sacks for a team-high -64 yards in his first season with the Ravens

## **QB Joe Flacco**

- Started all 16 games for the sixth-consecutive year, with his 96-consecutive starts ranking as the most in Ravens franchise history
- Set career highs in attempts (614), completions (362) and passing yards (3,912), becoming the first player in franchise history to throw for 20,000 yards (has 21,545 career yards)
- Posted 4 game-winning drives in the fourth-quarter/overtime
- His 62 regular season victories are the most by a QB in the first six seasons of a career

## **CB Corey Graham**

- Led the team with a career-high 4 INTs
- Recorded 68 tackles (51 solo), his first-career sack, a career-high 12 PD and 1 FF
- Has played in 109-consecutive games, the second-longest active streak by an NFL CB (William Gay, 112)

## **S James Ihedigbo**

- Started all 16 games for the first time in his career
- Finished second on the team with a career-high 99 tackles, also recording a career-high 11 PD and his first-career INT (finished second on the team with 3 picks), 2 FFs and 1 FR

## **DT Arthur Jones**

- Posted a career-high 13 starts, recorded a career-high 53 tackles (28 solo) and had 4 sacks (second-highest total of his career)

## **WR/RS Jacoby Jones**

- Led the team with 31 KORs for 892 yards (28.8 avg. – fourth in the NFL) and 1 TD (a 77-yarder)
- Posted a career-high 12.5 yards per PR (19 for 237 yards)

## **P Sam Koch**

- Posted career highs in punts (90) and punting yards (4,138), while averaging 46.0 yards per punt (38.9 net)
- Has played in 128-consecutive games, one shy of the Ravens' all-time record (Jarret Johnson – 129)

## **LB Jameel McClain**

- Earned the team's Ed Block Courage Award in 2013, returning to play after missing the final three games of 2012 (and all of the postseason) and the first six games of 2013 with a spinal cord contusion

## **NT Haloti Ngata**

- Earned his fifth-straight Pro Bowl and led all Ravens D-linemen with 52 tackles
- Now has 496 career tackles, ranking ninth in franchise history

## **T Michael Oher**

- Started all 16 games for the fifth-straight season, having never missed a contest since entering the NFL in 2009
- His 80-straight starts tie (Jarret Johnson) for second most in franchise history

## **RB Ray Rice**

- Surpassed Jamal Lewis (9,166) as the Ravens' all-time leader in total yards from scrimmage (9,214)
- Finished second on the team with 58 receptions for 321 yards

## **LB Daryl Smith**

- Led the Ravens with 123 tackles (57 solo) and set career highs in sacks (5 for -43.5 yards), INTs (3 for 41 return yards) and PD (19)
- Set a Ravens' franchise record for a linebacker with 19 PD (Ray Lewis, 13 in 2003)
- His 19 PD tied for sixth overall in the NFL and tied for first among linebackers (Arizona's Karlos Dansby)
- Scored his first-career touchdown when he returned an INT 37 yards vs. Hou. (9/22/13)

## **CB Jimmy Smith**

- Started all 16 games for the first time in his career
- Established career highs in tackles (58), solo tackles (49), PD (16), and FFs (2), also posting a career-high-tying 2 INTs

## **WR Torrey Smith**

- Led the team with career highs in receptions (65) and receiving yards (1,128 – second most in single-season team history), also posting a career-high-tying 17.4 yards per catch average and 4 TDs
- Became the first Ravens player since 2009 (Derrick Mason - 1,028) to produce 1,000-plus receiving yards in a season
- His 17.4 yards-per-catch average ranked fifth in the NFL
- Recorded a career-high 166 receiving yards at Buf. (9/29/13), the third-most in Ravens single-game history

## **OLB Terrell Suggs**

- Earned his sixth Pro Bowl after leading the team with 10 sacks (fifth time in his career he has produced double-digit sacks)
- Finished third on the team with 80 tackles (47 solo) and had 1 FR
- With 762 career tackles, Suggs surpassed Kelly Gregg (721) for second all time in franchise history
- Tied a franchise record with at least 1 sack in five-consecutive games (Paul Kruger, 2012 and Adalius Thomas, 2005 and 2006)
- Has played in 165 career games, ranking fourth most in Ravens franchise history

## **K Justin Tucker**

- Earned his first-career Pro Bowl honor and was named Special Teams Player of the Month (November)
- Had a team-record 38 FGs and 41 FGAs (both tied NE's Stephen Gostkowski for NFL's most)
- Tucker's 6 field goals made on 12/16 at Det. are a team record and were a single-game NFL high in 2013
- Kicked 3 game-winning FGs, including a team-record 61-yarder at Det.
- Made 33-straight FGs at one point during the season, ranking as the NFL's fourth-longest streak of all time

## **CB Lardarius Webb**

- Started all 16 games for the first time in his career and was named to *USA Today's* All-Joe Team
- Recorded career highs in tackles (74), solo tackles (led the Ravens with 63), PD (led Ravens with 22) and recorded 2 INTs
- His 22 PD ranked as the NFL's second most

## **G Marshal Yanda**

- Started all 16 games and earned his third-consecutive Pro Bowl



# COACH HARBAUGH NOTES

## COACH HARBS



**John Harbaugh** has led Baltimore to a playoff berth in five (2008-12) of his first six seasons, and in 2012, captured the franchise's second Super Bowl championship. Under his guidance, the Ravens have also secured an appearance in three AFC Championship games (2008, 2011 and 2012).

Here are several Harbaugh quick hits:

### HEAD COACH SNAPSHOT (Baltimore Ravens: 2008-13)

- Overall Career Record . . . 71-38
- Regular Season Record . . . 62-34
- at Home . . . . . 39-9
- on Road . . . . . 23-25
- vs. AFC . . . . . 47-25
- vs. AFC North . . . . . 24-12
- vs. NFC . . . . . 15-9
- Playoffs Record . . . . . 9-4
- Home Playoff Games . . . . . 2-0
- Road Playoff Games . . . . . 6-4
- Super Bowl Record . . . . . 1-0

- The Ravens are one of only four teams (GB, Ind. and NE) to earn a playoff berth in five of the past six seasons, doing so from 2008-12. Baltimore also won at least one playoff game in each of those years.

- Harbaugh is the only head coach in NFL history to win a playoff game in each of his first four and five seasons. (The Ravens made the playoffs from 2008-12.)

- John and his brother, Jim

of the 49ers, are the only head coaches to advance to three conference title games in the first five years as NFL bosses.

- Harbaugh, George Seifert (49ers) and Mike Holmgren (Packers) own the most playoff victories (9) by an NFL head coach in the first six seasons of a coaching career (since the 1970 merger).

- Harbaugh has guided the Ravens to 62 regular season wins since 2008, ranking third most in the NFL (Baltimore is 62-34). Including playoffs (9-4), the Ravens are 71-38 under Harbaugh, posting the NFL's second-most total wins since his Baltimore arrival.

### NFL WINS / INCLUDING PLAYOFFS (Since Coach Harbaugh's Arrival in 2008)

| Rk. | Team                 | Total Wins |
|-----|----------------------|------------|
| 1.  | New England Patriots | 76         |
| 2.  | Baltimore Ravens     | 71         |
| 3.  | New Orleans Saints   | 68         |

## NABBING FIVE STRAIGHT

In 2012, **John Harbaugh** became the third coach in NFL history (since 1970 merger) to guide his team to the playoffs in each of his first five seasons. The Ravens own a 9-4 playoff mark under "Harbs."

### CONSECUTIVE PLAYOFF BERTHS TO BEGIN A COACHING CAREER (Since 1970 Merger)

| Coach (Team)                  | Berths   | Seasons        |
|-------------------------------|----------|----------------|
| Bill Cowher (Steelers)        | 6        | 1992-97        |
| <b>John Harbaugh (Ravens)</b> | <b>5</b> | <b>2008-12</b> |
| Chuck Knox (L.A. Rams)        | 5        | 1973-77        |

### HEAD COACH CAREER PLAYOFF WINNING PERCENTAGE (NFL History / Min. 10 Games)

| Rk. | Coach                | Record     | Pct.        |
|-----|----------------------|------------|-------------|
| 1.  | Vince Lombardi       | 9-1        | .900        |
| 2.  | Tom Flores           | 8-3        | .727        |
| 3.  | Bill Walsh           | 10-4       | .714        |
| 4.  | Joe Gibbs            | 17-7       | .708        |
| 5.  | <b>John Harbaugh</b> | <b>9-4</b> | <b>.692</b> |
|     | Jimmy Johnson        | 9-4        | .692        |

## MAKING HIS MARK

**John Harbaugh** owns the fourth-best winning percentage (.651) among active NFL head coaches, compiling a 71-38 overall record (including playoffs). For active head coaches who've coached a minimum of 60 games, Harbaugh ranks second behind Bill Belichick.

### ACTIVE HEAD COACH CAREER WINNING PERCENTAGE (Totals Include Regular Season and Playoff Games)

| Rk. | Coach                | Team          | Seasons          | Record       | Pct.        |
|-----|----------------------|---------------|------------------|--------------|-------------|
| 1.  | Jim Harbaugh         | 49ers         | 2011-13          | 41-14-1      | .732        |
| 2.  | Bill Belichick       | Cle./NE       | 1991-95, 2000-13 | 218-114      | .657        |
|     | Chuck Pagano         | Colts         | 2012-13          | 23-12        | .657        |
| 4.  | <b>John Harbaugh</b> | <b>Ravens</b> | <b>2008-13</b>   | <b>71-38</b> | <b>.651</b> |
| 5.  | Sean Payton          | Saints        | 2006-13          | 79-43        | .648        |
| 6.  | Mike Tomlin          | Steelers      | 2007-13          | 76-44        | .633        |

## PLAYOFF RECORDS

(Active Coaches)

| Rk. | Coach                | Rec.       | Pct.        |
|-----|----------------------|------------|-------------|
| 1.  | <b>John Harbaugh</b> | <b>9-4</b> | <b>.692</b> |
| 2.  | Bill Belichick       | 19-9       | .679        |
| 3.  | Rex Ryan             | 4-2        | .667        |
| 4.  | Tom Coughlin         | 12-7       | .632        |
| 5.  | Jim Harbaugh         | 5-3        | .625        |
|     | Mike Tomlin          | 5-3        | .625        |

## SUPER BOWL TITLES

(Active Coaches)

|    |                      |          |
|----|----------------------|----------|
| 1. | Bill Belichick       | 3        |
| 2. | Tom Coughlin         | 2        |
| 3. | <b>John Harbaugh</b> | <b>1</b> |
|    | Pete Carroll         | 1        |
|    | Mike McCarthy        | 1        |
|    | Sean Payton          | 1        |
|    | Mike Tomlin          | 1        |

## PLAYOFF MILESTONES

Along with two other coaches, **John Harbaugh** has compiled the most playoff victories (9) by a head coach in his first six seasons (since the 1970 merger).

### MOST PLAYOFF WINS BY A HEAD COACH / FIRST SIX SEASONS (Since 1970 Merger)

| Coach (Team)                | Playoff Wins | Seasons        |
|-----------------------------|--------------|----------------|
| <b>John Harbaugh (Bal.)</b> | <b>9</b>     | <b>2008-13</b> |
| Mike Holmgren (GB)          | 9            | 1992-97        |
| George Seifert (SF)         | 9            | 1989-94        |
| Tom Flores (Oak./LA)        | 8            | 1979-84        |
| Joe Gibbs (Was.)            | 8            | 1981-86        |

Only in First Five:

- "Harbs" is the only head coach in NFL history to win a playoff game in each of his first four and five seasons. He and his brother, Jim (in three seasons with the 49ers), are also the only coaches to advance to three conference title games in the first five years of a coaching career.

## RAVENS COACHING RECORDS

**John Harbaugh** is the third head coach in Ravens history, producing a 62-34 record (9-4 playoffs) in six seasons with the franchise.

| Coach                | Seasons        | Regular Season Record | Playoffs Record |
|----------------------|----------------|-----------------------|-----------------|
| <b>John Harbaugh</b> | <b>2008-13</b> | <b>62-34</b>          | <b>9-4</b>      |
| Brian Billick        | 1999-2007      | 80-64                 | 5-3             |
| Ted Marchibroda      | 1996-98        | 16-31-1               | n/a             |

### JOHN HARBAUGH SEASON-BY-SEASON

| Year | Record | Playoffs (Final Result)    |
|------|--------|----------------------------|
| 2013 | 8-8    | No playoff berth           |
| 2012 | 10-6   | 4-0 (won Super Bowl XLVII) |
| 2011 | 12-4   | 1-1 (lost in AFC Champ.)   |
| 2010 | 12-4   | 1-1 (lost in Divisional)   |
| 2009 | 9-7    | 1-1 (lost in Divisional)   |
| 2008 | 11-5   | 2-1 (lost in AFC Champ.)   |

# COACH HARBAUGH / ROSBURG NOTES

## HARBAUGH TIMELINE

| Team                     | Position                   | Years     |
|--------------------------|----------------------------|-----------|
| Baltimore Ravens         | Head Coach                 | 2008-14   |
| Philadelphia Eagles      | Secondary                  | 2007      |
| Philadelphia Eagles      | Special Teams Coord.       | 1998-2006 |
| Indiana University       | DBs/Special Teams Coord.   | 1997      |
| University of Cincinnati | Assistant Head Coach       | 1995-96   |
| University of Cincinnati | TEs/OLBs/RBs/Special Teams | 1989-94   |
| Morehead State           | DBs/ST Coord./S&C Coach    | 1988      |
| University of Pittsburgh | Tight Ends                 | 1987      |
| Western Michigan         | Graduate Assistant         | 1984-86   |

## RECORDS UNDER HARBAUGH

|                                  |       |
|----------------------------------|-------|
| Regular Season                   | 62-34 |
| vs. AFC North                    | 24-12 |
| vs. AFC                          | 47-25 |
| vs. NFC                          | 15-9  |
| Home                             | 39-9  |
| Away                             | 23-25 |
| On grass                         | 17-13 |
| Artificial turf                  | 45-21 |
| September                        | 14-6  |
| October                          | 11-10 |
| November                         | 20-7  |
| December                         | 14-11 |
| January                          | 3-0   |
| Leading at halftime              | 52-10 |
| Leading After 3 quarters         | 57-10 |
| When scoring first               | 44-10 |
| Positive or even turnover ratio  | 50-14 |
| Scoring 20 or more points        | 49-12 |
| Scoring 30 or more points        | 27-1  |
| Totaling 350 or more net yards   | 32-9  |
| Rushing for 150 or more yards    | 18-4  |
| Holding opp. under 250 net yards | 22-4  |
| Holding opp. under 21 points     | 49-10 |
| Holding opp. under 15 points     | 37-4  |

## THAT'S TIGHT

During the Ravens' Super Bowl-winning 2012 season, Baltimore played eight contests that were decided by 3 points or less, compiling a 5-3 record. Similarly, in 2013, the Ravens played a league-high nine such 3-point games, with Baltimore tallying a 5-4 record in those contests.

### RAVENS GAMES DECIDED BY 3 POINTS OR LESS (Comparing 2012 and 2013)

#### 2013 Season (5-4 Record)

9/29 at Buffalo..... L, 20-23  
 10/6 at Miami..... W, 26-23  
 10/13 vs. Green Bay .... L, 17-19  
 10/20 at Pittsburgh ..... L, 16-19  
 11/10 vs. Cincinnati..... W, 20-17 OT  
 11/17 at Chicago ..... L, 20-23 OT  
 11/28 vs. Pittsburgh .... W, 22-20  
 12/8 vs. Minnesota ..... W, 29-26  
 12/16 at Detroit..... W, 18-16

#### 2012 Season (5-3 Record)

9/16 at Philadelphia .... L, 23-24  
 9/23 vs. New England... W, 31-30  
 10/7 at Kansas City ..... W, 9-6  
 10/14 vs. Dallas ..... W, 31-29  
 11/18 at Pittsburgh ..... W, 13-10  
 11/25 at San Diego..... W, 16-13 OT  
 12/2 vs. Pittsburgh .... L, 20-23  
 12/9 at Washington... L, 28-31 OT

## RAVENS' TWO-STRAIGHT TOP 5'S

In 2013, senior NFL writer Rick Gosselin of *The Dallas Morning News* ranked the Ravens' special teams unit No. 5 in the league in his annual comprehensive ratings system that is based on 22 categories, assigning points according to each standing — 1 for best, 32 for worst. In 2012, Gosselin ranked the Ravens' unit No. 2 in the NFL, just behind the Vikings, who finished first.

## SPECIAL FORCES



Associate head coach/special teams coordinator **Jerry Rosburg**, a 36-year coaching veteran, has guided a strong special teams group since arriving in Baltimore in 2008.

- In 2013, Pro Bowl K **Justin Tucker** set franchise records in FGs made (38) and FGs attempted (41). Going 38-of-41 on FGAs, Tucker produced a franchise-record 140 points (tied for sixth in NFL), while his 6 FGs of 50+ yards tied (several players) for the NFL's most. Tucker kicked an impressive 3 game-winning FGs on the season, including a 61-yarder at Detroit.

- Additionally, in 2013, the Ravens' kickoff return unit averaged 26.4 yards per return, ranking second in the NFL. Baltimore's punt return unit averaged 14.2 yards per return, good for the NFL's third-best mark. The Ravens posted an NFL-high 20 punt returns of 20+ yards.

- In 2012's Super Bowl-winning season, the Ravens' special teams units excelled. Led by Pro Bowl **RS Jacoby Jones**, Baltimore ranked first in the NFL in kickoff return average (27.3), also setting a team record. Jones, who became the first player ever to record dual KORs of at least 105 yards in a career, tied for a league-leading 3 kick return TDs (2 KORs & 1 PR) and averaged an NFL-best 30.7 yards per kickoff return. Jones also tied an NFL record for longest KOR in Super Bowl history with his 108-yard KOR-TD.

- Prior to Baltimore, Rosburg built a successful NFL special teams resume both with the Browns (2001-06) and Falcons (2007). Under his leadership, Cleveland's special teams units were consistently ranked among the NFL's best. Over a five-year span (2002-06), the Browns' special teams were ranked as the top NFL unit in Rick Gosselin's annual comprehensive special teams report.

- Four Ravens players have earned Pro Bowl honors while playing for Rosburg: ST Brendon Ayanbadejo (2008), K Billy Cundiff (2010), RS Jacoby Jones (2012) and K Justin Tucker (2013).

- Dating back to 2011, Baltimore has produced 6 total kick return TDs (3 PR & 3 KOR), tying (Den., Min. & Ten.) for the NFL's most.

## A STRONG RETURN

Dating back to 2008 when **Jerry Rosburg** became the Ravens' special teams coordinator, Baltimore has produced the NFL's No. 1 kickoff return average (25.0) and fourth-most KOR-TDs (5).

### NFL KICKOFF RETURN AVERAGE (Since 2008 / Rosburg's Baltimore Tenure)

| Rk. | Team             | KOR | Yards | Avg. | Long | TD |
|-----|------------------|-----|-------|------|------|----|
| 1.  | Baltimore Ravens | 310 | 7,757 | 25.0 | 108t | 5  |
| 2.  | New York Jets    | 325 | 8,031 | 24.7 | 107t | 6  |
| 3.  | Atlanta Falcons  | 238 | 5,827 | 24.5 | 102t | 1  |

#### 2013 Return Quick Hit:

- The Ravens' 26.4 KOR average in 2013 ranked second in the NFL, while their 14.2-yard punt return average stood No. 3 (see below).

### PUNT RETURN AVERAGE (2013 Season)

|    |                     |       |
|----|---------------------|-------|
| 1. | Minnesota Vikings   | 15.22 |
| 2. | Chicago Bears       | 14.22 |
| 3. | Baltimore Ravens    | 14.16 |
| 4. | Pittsburgh Steelers | 12.78 |
| 5. | Dallas Cowboys      | 12.45 |

### KICKOFF RETURN AVERAGE (2013 Season)

|    |                      |      |
|----|----------------------|------|
| 1. | Kansas City Chiefs   | 29.9 |
| 2. | Baltimore Ravens     | 26.4 |
| 3. | Jacksonville Jaguars | 25.9 |
| 4. | Dallas Cowboys       | 25.5 |
| 5. | Cincinnati Bengals   | 25.1 |



# COORDINATORS NOTES

## THE KUBIAK ATTACK



**Gary Kubiak**, a 21-year NFL coaching veteran who spent the past eight seasons (2006-13) as head coach of the Houston Texans, was hired as the Ravens' offensive coordinator on Jan. 27. Under his guidance, Houston earned back-to-back AFC South crowns from 2011-12 and two playoff berths. Kubiak owns a Texans' franchise-record 63 total wins, posting a 63-66 overall mark (61-64 regular season, 2-2 postseason).

- Prior to his time with the Texans, Kubiak spent 11 seasons (1995-2005) as the Denver Broncos' offensive coordinator, also coaching the quarterbacks during his first eight seasons. Under his guidance, Denver's offense reached new heights behind the likes of QB John Elway, TE Shannon Sharpe and RB Terrell Davis, with the team earning seven postseason trips and back-to-back Super Bowl titles (1997-98) during that span. As Denver's offensive coordinator, the Broncos averaged NFL bests in yards per game (365.0) and points per game (25.2) from 1995-2005.

## TEXANS SUCCESS

Under **Gary Kubiak**, the Texans earned their Top 6 all-time offensive outputs in scoring, total offense and passing yards from 2007-12. During this time, the Texans also boasted the franchise's Top 3 rushing outputs, including the NFL's No. 2 ground attack in 2011 when they posted a franchise-record 153.0 yards per game. From 2008-12, Kubiak's offense was one of only two teams (Denver) to have its total offense, passing offense and rushing offense each rank in the Top 5 at least once during that span.

### HOUSTON TEXANS OFFENSIVE RANKINGS (2006-13 Under Gary Kubiak)

| Year | Total | Rk. | Rush  | Rk. | Pass  | Rk. |
|------|-------|-----|-------|-----|-------|-----|
| 2006 | 279.1 | 28  | 105.4 | 21  | 173.6 | 27  |
| 2007 | 333.6 | 14  | 99.1  | 22  | 234.4 | 11  |
| 2008 | 382.1 | 3   | 115.4 | 13  | 266.7 | 4   |
| 2009 | 383.1 | 4   | 92.2  | 30  | 290.9 | 1   |
| 2010 | 386.6 | 3   | 127.6 | 7   | 259.0 | 4   |
| 2011 | 372.1 | 13  | 153.0 | 2   | 219.1 | 18  |
| 2012 | 372.1 | 7   | 132.7 | 8   | 239.4 | 11  |
| 2013 | 347.3 | 11  | 108.9 | 20t | 238.3 | 15  |

## "O" UNDER HARBS & FLACCO

The Ravens' Top 5 all-time single-game marks have all come in the **John Harbaugh/QB Joe Flacco** Era (since 2008).

### RAVENS TOP TOTAL NET YARDS (Single-Game History)

| Yards | Game/Date         | Results  |
|-------|-------------------|----------|
| 553   | 9/25/11 at STL    | W, 37-7  |
| 548   | 12/13/09 vs. Det. | W, 48-3  |
| 533   | 12/23/12 vs. NYG  | W, 33-14 |
| 503   | 9/23/12 vs. NE    | W, 31-30 |
| 501   | 9/13/09 vs. KC    | W, 38-24 |

## OFFENSIVE QUICK HITS

- Since **John Harbaugh's** arrival (2008), two of the Ravens' Top 3 single-game scoring outputs have occurred: 55 vs. Oak. (11/11/12) and 48 vs. Det. (12/13/09). (Baltimore also scored 48 on 12/19/05 vs. GB.)
- Under Harbaugh, the Ravens have totaled at least 400 yards 19 times, producing an 18-1 mark in those games. Baltimore has piled up at least 375 net yards 27 times since '08, producing a 24-3 record in those contests.

## PEES LEADS THE "D"



**Dean Pees**, a 10-year NFL-coaching veteran, was promoted to defensive coordinator on Jan. 27, 2012, after guiding the Ravens' LBs for two seasons. He is the sixth "D" coordinator in franchise history. Pees, who was New England's "D" coordinator from 2006-09, leads a Baltimore unit that in 2013 finished with the following NFL rankings: points (22.0 ppg, 12th), net yards (335.5 ypg, 12th), passing (230.1 ypg, 12th) and rushing (105.4 ypg, 11th).

### Pees leads a unit that during the John Harbaugh Era (2008-13)...

- Has allowed the NFL's second-fewest points (18.1) and the third-fewest net yards (309.3) per game during this span.

### POINTS PER GAME ALLOWED (Since 2008)

1. Pittsburgh . . . . . 17.6
2. Baltimore . . . . . **18.1**
3. San Francisco . . . . . 18.6

### TOUCHDOWNS ALLOWED (Since 2008)

1. Baltimore . . . . . **176**
2. Pittsburgh . . . . . 177
3. San Francisco . . . . . 186

### TOTAL NET YARDS ALLOWED (Since 2008)

1. Pittsburgh . . . . . 284.0
2. NY Jets . . . . . 307.3
3. Baltimore . . . . . **309.3**

### OPPONENT PASSER RATING (Since 2008)

1. Baltimore . . . . . **73.6**
2. Pittsburgh . . . . . 75.6
3. NY Jets . . . . . 76.9

## 2013 NUMBERS TO RAVE ABOUT

In 2013, the Ravens' defense ranked in the Top 12 in many major categories. Impressively, there were seven games during the season when the Ravens' "D" has allowed just 1 TD or none at all.

### RAVENS TOP DEFENSIVE RANKINGS / 2013 SEASON

| Category                 | Stats | NFL Rank |
|--------------------------|-------|----------|
| Third-Down Defense Pct.  | 33.5  | 3        |
| Rushing Avg. Against     | 3.8   | 5        |
| Rushing TDs Allowed      | 7     | 5        |
| First Downs Allowed      | 284   | 6t       |
| Red Zone TD Pct.         | 48.8  | 7        |
| Passer Rating            | 82.2  | 11       |
| Rushing YPG Allowed      | 105.4 | 11       |
| Sacked/Passing Play Pct. | 6.8   | 11       |
| Total Net YPG Allowed    | 335.5 | 12       |
| Points Per Game Allowed  | 22.0  | 12       |

### Final 15 Games Quick Hit:

- In the season's final 15 games, the Ravens allowed 20.2 points per contest, tying (KC) for the NFL's seventh-best mark.

## "D" COORD. BREAKDOWN

Four "D" coordinators in Ravens history have gone on to become NFL head coaches: Marvin Lewis (1996-2001), Mike Nolan (2002-04), Rex Ryan (2005-08) and Chuck Pagano (2011). Former Jaguars head coach Jack Del Rio was the Ravens' LBs coach from 1999-2001, while Atlanta's Mike Smith also coached on the "D" from 1999-2002.

### RAVENS DEFENSIVE COORDINATOR BREAKDOWN

| D Coord. (Years)         | G  | Avg. PPG | Net YPG | Rush YPG | Pass YPG |
|--------------------------|----|----------|---------|----------|----------|
| Dean Pees (2012-13)      | 32 | 21.8*    | 343.2^  | 114.1    | 229.1    |
| Chuck Pagano (2011)      | 16 | 16.6     | 288.9   | 92.6     | 196.3    |
| Greg Mattison (2009-10)  | 32 | 16.6     | 309.7   | 93.6     | 216.1    |
| Rex Ryan (2005-08)       | 64 | 17.6     | 277.8   | 84.0     | 193.8    |
| Mike Nolan (2002-04)     | 48 | 18.8     | 302.0   | 103.7    | 198.3    |
| Marvin Lewis (1996-2001) | 96 | 19.0     | 304.0   | 93.0     | 211.0    |

\* Ranks 10th in the NFL since 2012. ^ Ranks 10th in the NFL since 2012.

# OZZIE NEWSOME / PERSONNEL NOTES

## WIZARD OF OZ



Ozzie Newsome's legacy is unlike any the game has seen. Known throughout all of sports as a premier leader, Newsome is a Hall of Fame player, the architect of Baltimore's 2000 and 2012 Super Bowl championship teams and an elite personnel evaluator who became the NFL's first African American GM.

"Ozzie's credibility is what stands out the most," head coach **John Harbaugh** states. "And it's not just about what he has accomplished. To me, it's his commitment and focus while striving to do more."

### OZZIE NEWSOME CAREER SNAPSHOT

- NFL's first African American General Manager (promoted in 2002)
- Architect of Ravens 2000 & 2012 Super Bowl Championship Teams
- NFL Executive of the Year (2000)
- Pro Football Hall of Fame (class of 1999)
- State of Alabama Hall of Fame (class of 1995)
- National Football Foundation College Hall of Fame and NCAA Hall of Fame (class of 1994)
- 13-Year NFL Tight End with Cleveland Browns (1978-90)
- Three-Time Pro Bowler (1981, 1984-85)
- Four-Time Cleveland Touchdown Club Offensive Player of the Year
- Current Member of Three Major NFL Policy-Making Committees: Competition, Diversity and Player Care Foundation Committees

## FIRST-ROUND FINDS

Since moving to Baltimore in 1996, the Ravens, led by **Ozzie Newsome**, have had 18 drafts and selected 18 players in the first round. These picks have earned an amazing 55 combined Pro Bowls, several All-Rookie honors, multiple Defensive Player of the Year Awards and two Super Bowl MVP honors.

### RAVENS FIRST-ROUND DRAFT PICKS

| Year | Name                 | Pick | Pro Bowls |
|------|----------------------|------|-----------|
| 1996 | T Jonathan Ogden*    | 4    | 11        |
| 1996 | LB Ray Lewis* ++ ~   | 26   | 13        |
| 1997 | LB Peter Boulware*   | 4    | 4         |
| 1998 | CB Duane Starks*     | 10   |           |
| 1999 | CB Chris McAlister*  | 10   | 3         |
| 2000 | RB Jamal Lewis*=     | 5    | 1         |
| 2000 | WR Travis Taylor     | 10   |           |
| 2001 | TE Todd Heap*        | 31   | 2         |
| 2002 | S Ed Reed* +         | 24   | 9         |
| 2003 | OLB Terrell Suggs* + | 10   | 6         |
| 2003 | QB Kyle Boller       | 19   |           |
| 2005 | WR Mark Clayton*     | 22   |           |
| 2006 | DT Haloti Ngata*     | 12   | 5         |
| 2007 | G Ben Grubbs*        | 29   | 1         |
| 2008 | QB Joe Flacco^ ~     | 18   |           |
| 2009 | T Michael Oher*      | 23   |           |
| 2011 | CB Jimmy Smith       | 27   |           |
| 2013 | S Matt Elam          | 32   |           |

\* All-Rookie Team    ^ Rookie of the Year (NFL.com Fan Vote)    ~ Super Bowl MVP  
+ Defensive Player of the Year Awards    = Offensive Player of the Year Award

### Top 10 Quick Hit:

• Of the seven players chosen in the Top 10 by Baltimore, five have earned Pro Bowl status. Two of those players – Peter Boulware and Terrell Suggs – also earned Defensive Rookie of the Year honors.

### Late-Round Success Quick Hit:

• The Ravens have found gems late in the first round, including LB Ray Lewis (26th), TE Todd Heap (31st), S Ed Reed (24th), G Ben Grubbs (29th), QB Joe Flacco (18th) and T Michael Oher (23rd).

## NEWSOME'S NFL TREE

GM **Ozzie Newsome** also fosters a working environment that breeds standout coaches. By bringing in individuals who embrace the "Raven way," Newsome aims to create a synergy that manufactures success among scouts, coaches and players. As a result, Baltimore has had many assistants move on to become head coaches on the collegiate and NFL levels.

### CURRENT HEAD COACHES ROOTED IN RAVENS ORGANIZATION

| Head Coach (Team)       | Last Position Held w/ Ravens (Years)     |
|-------------------------|--|
| Jim Caldwell (Lions)    | Offensive Coordinator (2012-13)          |
| Kirk Ferentz (Iowa)     | Asst. Head Coach/Offense (1996-98)       |
| Marvin Lewis (Bengals)  | Def. Coordinator (1996-2001)             |
| Chuck Pagano (Colts)    | Def. Coordinator (2008-11)               |
| Mike Pettine (Browns)   | Outside Linebackers (2002-08)            |
| Rex Ryan (Jets)         | Asst. Head Coach/Def. Coord. (1999-2008) |
| David Shaw (Stanford)   | Wide Receivers (2002-05)                 |
| Mike Smith (Falcons)    | Linebackers (1999-2002)                  |
| Ken Whisenhunt (Titans) | Tight Ends (1997-98)                     |

• Other former Ravens assistants who became head coaches include Jack Del Rio (Jacksonville), Pat Hill (Fresno State), Hue Jackson (Oakland), Eric Mangini (NY Jets and Cleveland), Mike Nolan and Mike Singletary (San Francisco), Rick Neuheisel (UCLA) and Jim Schwartz (Detroit).

## HOMEGROWN

The Ravens have had 31 different players earn Pro Bowl honors since the team's inception in 1996. Of those, 17 are homegrown players – 15 drafted and two signed as a rookie free agent:

### RAVENS HOMEGROWN PRO BOWLERS

| Year Drafted (Rd.) | Name                     | Pro Bowls |
|--------------------|--------------------------|-----------|
| 1996 (1st)         | LB Ray Lewis             | 13        |
| 1996 (1st)         | T Jonathan Ogden         | 11        |
| 2002 (1st)         | S Ed Reed                | 9         |
| <b>2003 (1st)</b>  | <b>OLB Terrell Suggs</b> | <b>6</b>  |
| <b>2006 (1st)</b>  | <b>DT Haloti Ngata</b>   | <b>5</b>  |
| 1997 (1st)         | OLB Peter Boulware       | 4         |
| 1999 (1st)         | CB Chris McAlister       | 3         |
| 2008 (2nd)         | RB Ray Rice              | 3         |
| <b>2007 (3rd)</b>  | <b>G Marshal Yanda</b>   | <b>3</b>  |
| 2001 (1st)         | TE Todd Heap             | 2         |
| 1996 (5th)         | WR/RS Jermaine Lewis     | 2         |
| 2007 (4th)         | FB Le'Ron McClain        | 2         |
| 2000 (6th)         | OLB Adalius Thomas       | 2         |
| 2007 (1st)         | G Ben Grubbs             | 1         |
| 2000 (1st)         | RB Jamal Lewis           | 1         |
| 2002 (RFA)         | LB Bart Scott #          | 1         |
| <b>2012 (RFA)</b>  | <b>K Justin Tucker #</b> | <b>1</b>  |

# Undrafted rookie free agent

**Bold** indicates 2013 Pro Bowler

## PRO BOWLERS DRAFTED



### Most Pro Bowlers Drafted: 1996-2013

| Rk. | Team                               | Players   |
|-----|------------------------------------|-----------|
| 1.  | Green Bay Packers . . . . .        | 21        |
| 2.  | San Francisco 49ers . . . . .      | 20        |
| 3.  | Kansas City Chiefs . . . . .       | 19        |
|     | New England Patriots . . . . .     | 19        |
| 5.  | <b>Baltimore Ravens . . . . .</b>  | <b>17</b> |
|     | Chicago, Dallas, Denver . . . . .  | 17        |
|     | Pittsburgh, Philadelphia . . . . . | 17        |

Totals include players who have earned Pro Bowl honors with any team (not just their original draft club) during a respective career.



# RAVENS TEAM / PERSONNEL NOTES

## ROOKIE FREE AGENT GEMS

The Ravens have a history of unearthing rookie free agent gems. On their final 2013 53-man roster, Baltimore had 13 players who entered the NFL as rookie free agents. Of those 13, nine were originally signed by the Ravens (listed below):

### ORIGINAL RAVENS ROOKIE FREE AGENT SIGNINGS (On Final 2013 Roster)

|                           |                             |
|---------------------------|-----------------------------|
| 2008: LB Jameel McClain*  | 2012: WR/RS Deonte Thompson |
| 2010: LS Morgan Cox*      | 2012: K Justin Tucker*      |
| 2010: LB Albert McClellan | 2013: WR Marlon Brown*      |
| 2011: LB Josh Bynes       | 2013: S Brynden Trawick     |
| 2012: S Omar Brown        | * first-teamer/starter      |

## AFC NORTH CROWNS

The Ravens have produced four AFC North titles since 2002 division realignment, including back-to-back division crowns from 2011-12 under head coach **John Harbaugh**.

### MOST AFC NORTH TITLES (Since 2002 Division Realignment)

| Rk. | Team                    | AFC North Titles |
|-----|-------------------------|------------------|
| 1.  | Pittsburgh Steelers     | 5                |
| 2.  | <b>Baltimore Ravens</b> | <b>4</b>         |
| 3.  | Cincinnati Bengals      | 3                |
| 4.  | Cleveland Browns        | 0                |

### RAVENS AFC NORTH TITLE SEASONS (Franchise History)

| Season | Coach         | Final Record | Postseason (Rec.) |
|--------|---------------|--------------|-------------------|
| 2012   | John Harbaugh | 10-6         | SB Champs (4-0)   |
| 2011   | John Harbaugh | 12-4         | AFC Champ. (1-1)  |
| 2006   | Brian Billick | 13-3         | Div. Game (0-1)   |
| 2003   | Brian Billick | 10-6         | WC Game (0-1)     |

## FIVE OF PAST SIX

The Ravens are one of only four teams to earn a playoff berth in five of the past six seasons, doing so from 2008-12. In each of those seasons, Baltimore won at least one playoff game.

### MOST NFL PLAYOFF BERTHS (Past Six Seasons)

| Berths | Team                    | Seasons          |
|--------|-------------------------|------------------|
| 5      | <b>Baltimore Ravens</b> | <b>2008-12</b>   |
| 5      | Green Bay Packers       | 2009-13          |
| 5      | Indianapolis Colts      | 2008-10, 2012-13 |
| 5      | New England Patriots    | 2009-13          |

## SUPER BOWLS SINCE 2000

The Baltimore Ravens have won two Super Bowl titles during their 17-year history, capturing the Lombardi Trophy in 2000 and 2012. Baltimore is just one of four NFL franchises to win multiple World Championships since 2000.



### MOST SUPER BOWL CHAMPIONSHIPS (Since 2000 Season)

| Titles | Team                    | Seasons           |
|--------|-------------------------|-------------------|
| 3      | New England Patriots    | 2001, 2003-04     |
| 2      | <b>Baltimore Ravens</b> | <b>2000, 2012</b> |
| 2      | New York Giants         | 2007, 2011        |
| 2      | Pittsburgh Steelers     | 2005, 2008        |

## 20/20 CLUB

The Ravens' "20/20 Club" includes members of the team's personnel staff who started with the Ravens as young assistants and grew into evaluators with more input. The term "20/20" refers to hiring 20-year-olds for \$20,000. According to **Ozzie Newsome**: "The guys actually started when they were a little older than 20 and for more than \$20,000, but that's what we call them."

### RAVENS "20/20 CLUB" GRADUATES (Current Personnel Staff)

| Name                  | Joined Ravens | Current Title                |
|-----------------------|---------------|------------------------------|
| George Kokinis (Cle.) | 1991          | Senior Personnel Asst.       |
| Eric DeCosta          | 1996          | Assistant General Manager    |
| Joe Hortiz            | 1998          | Director of College Scouting |
| Chad Alexander        | 1999          | Asst. Dir. of Pro Personnel  |
| Joe Douglas           | 2000          | National Scout               |
| Mark Azevedo          | 2005          | Northeast Area Scout         |
| David Blackburn       | 2007          | West Area Scout              |
| Ian Cunningham        | 2008          | Southeast Area Scout         |

## HEATING UP DOWN THE STRETCH

Since the **John Harbaugh** Era began in 2008, Baltimore has compiled a stout record in the combined months of November, December and January, going 37-18 overall (.673). Also, under Harbaugh, the Ravens have posted a combined 16-8 (.667) record in the final four games of a season.

### BEST RECORDS IN NOVEMBER/DECEMBER/JANUARY (Since 2008)

| Rk. | Team             | Nov.        | Dec./Jan     | Overall      | Pct.        |
|-----|------------------|-------------|--------------|--------------|-------------|
| 1.  | New England      | 15-8        | 25-4         | 40-12        | .769        |
| 2.  | Indianapolis     | 17-9        | 20-8         | 37-17        | .685        |
| 3.  | <b>Baltimore</b> | <b>20-7</b> | <b>17-11</b> | <b>37-18</b> | <b>.673</b> |
|     | New Orleans      | 19-5        | 16-12        | 35-17        | .673        |

## ELITE AFTER FIVE

### TEAMS TO WIN AT LEAST ONE PLAYOFF GAME IN FIVE-CONSECUTIVE POSTSEASONS (Since 1970 Merger)

| Team                    | Cons. Seasons | Years          | Wins     |
|-------------------------|---------------|----------------|----------|
| Dallas Cowboys          | 6             | 1991-96        | 12       |
| <b>Baltimore Ravens</b> | <b>5</b>      | <b>2008-12</b> | <b>9</b> |
| New England Patriots    | 5             | 2003-07        | 11       |
| Philadelphia Eagles     | 5             | 2000-04        | 7        |
| Green Bay Packers       | 5             | 1993-97        | 9        |
| Oakland Raiders         | 5             | 1973-77        | 7        |

## PLAYOFF PERFORMERS

The Ravens have earned nine playoff berths in their history (2012, 2011, 2010, 2009, 2008, 2006, 2003, 2001, 2000). Baltimore's nine berths since 2000 rank third in the AFC and tie for fifth in the NFL.

### MOST NFL PLAYOFF BERTHS (2000-13)

| AFC                  | NFC              |
|----------------------|------------------|
| 12 - Indianapolis    | 10 - GB/Phi.     |
| 11 - New England     | 8 - Seattle      |
| 9 - <b>Baltimore</b> | 7 - NY Giants    |
| 8 - Pittsburgh       | 6 - Atl., NO     |
| 7 - Denver           | 5 - SF, TB, Min. |
| 6 - NYJ, SD          | 4 - Dal., STL    |

# THAT M&T MAGIC

## THE M&T ADVANTAGE

Under **John Harbaugh**, the Ravens have won 30 of their last 35 regular season home games and are 39-9 in games played in Baltimore, ranking as the NFL's second-best home mark since the 2008 NFL campaign began.

### NFL'S BEST REGULAR SEASON HOME RECORDS (John Harbaugh Era / Since 2008)

| Rk. | Team                    | Record      | Pct.        |
|-----|-------------------------|-------------|-------------|
| 1.  | New England Patriots    | 42-6        | .875        |
| 2.  | <b>Baltimore Ravens</b> | <b>39-9</b> | <b>.813</b> |
| 3.  | New Orleans Saints      | 37-11       | .771        |
| 4.  | Green Bay Packers       | 36-11-1     | .760        |
| 5.  | Atlanta Falcons         | 36-12       | .750        |

## HISTORY OF DOMINANCE

Simply put, the Ravens have been dominant at home since the day they arrived in Baltimore. Below are the Ravens' respective home records and corresponding NFL rankings during several periods.

### RAVENS HOME RECORDS / NFL RANKINGS

| Time Period (Milestone)              | Record   | NFL Rank |
|--------------------------------------|----------|----------|
| Since 2010 (Past Three-Plus Seasons) | 27-5     | 2        |
| Since 2008 (John Harbaugh Arrival)   | 39-9     | 2        |
| Since 2000 (Super Bowl Season)       | 85-27    | 2        |
| Since 1998 (M&T Bank Stadium Opened) | 93-35    | 2        |
| Since 1996 (Team's Inception)        | 100-43-1 | 4t       |

## THE BANK'S LARGE RETURNS

Over the past two seasons (2012-13), the Ravens' return game has flourished at M&T Bank Stadium. Led by associate head coach/special teams coordinator **Jerry Rosburg**, the Baltimore unit has produced NFL home bests in KOR average (28.8) and KOR TDs (3).

### NFL KICKOFF RETURN AVERAGE AT HOME (Since 2012)

| Rk. | Team                    | KOR       | Yards        | Avg.        | Long        | TD       |
|-----|-------------------------|-----------|--------------|-------------|-------------|----------|
| 1.  | <b>Baltimore Ravens</b> | <b>47</b> | <b>1,355</b> | <b>28.8</b> | <b>108t</b> | <b>3</b> |
| 2.  | Buffalo Bills           | 33        | 933          | 28.3        | 89t         | 1        |
| 3.  | New Orleans Saints      | 34        | 931          | 27.4        | 82          | 0        |

#### Total Return TDs Quick Hit:

• Over the past two seasons (2012-13), Baltimore's special teams units have produced 4 total kick return TDs (3 KOR and 1 PR), tying Tennessee for the most among NFL home teams.

## FIREPOWER AT HOME

Under **John Harbaugh** (since 2008), the Ravens have scored an average of 25.6 points per game at M&T Bank Stadium, ranking as the NFL's ninth-best mark among home teams. Baltimore has 56 rushing TDs during this span, tying (NYG) for the NFL's fourth most among home teams.

## THE M&T QB CRUSH

### MOST SACKS AT HOME / SINCE 2011

| Rk. | Team                    | Sacks     | Yards      |
|-----|-------------------------|-----------|------------|
| 1.  | Minnesota Vikings       | 80        | 526        |
| 2.  | St. Louis Rams          | 76        | 471        |
| 3.  | Arizona Cardinals       | 75        | 526        |
| 4.  | <b>Baltimore Ravens</b> | <b>72</b> | <b>471</b> |

## M&T BANK SECURITY

The Ravens' "D" has been stout at home for many seasons. Since the 2003 campaign, Baltimore ranks first in fewest points allowed per game among NFL home teams. The Ravens also have the most INTs (122) and have posted the second-most sacks (241).

### BEST NFL DEFENSES AT HOME (Since 2003)

| TOTAL DEFENSE<br>(Fewest Yards Allowed)    | POINTS PER GAME<br>(Fewest Allowed) |
|--|-------------------------------------|
| 1. Pittsburgh . . . . . 276.1              | 1. Baltimore . . . . . <b>15.8</b>  |
| 2. <b>Baltimore</b> . . . . . <b>286.8</b> | 2. Pittsburgh . . . . . 16.6        |
| 3. NY Jets . . . . . 303.6                 | 3. New England . . . . . 16.8       |

| INTERCEPTIONS<br>(Most in NFL)    | SACKS<br>(Most in NFL)                   |
|-----------------------------------|--|
| 1. Baltimore . . . . . <b>122</b> | 1. Minnesota . . . . . 243               |
| 2. Chicago . . . . . 118          | 2. <b>Baltimore</b> . . . . . <b>241</b> |
| 3. New England . . . . . 116      | 3. NY Giants . . . . . 240               |

## HOME FAST FACTS

- In the Ravens' 18-year history, Baltimore has hosted 17 games when the temperature was below 40 degrees. Impressively, the Ravens are 15-2 in these contests, winning 15 of the past 16.
- Baltimore has won 14 of its last 15 home games vs. NFC teams.
- Under **John Harbaugh**, the Ravens are 11-0 in September home games, ranking as the NFL's best such mark since 2008. The Ravens have won 14-straight home games in September dating back to 2005.
- Under Harbaugh, the Ravens are 11-1 in November home games, tying (NO) for the NFL's best such mark since 2008. The Ravens have won nine-straight home games in November.
- Under Harbaugh, the Ravens are 14-4 in overall home games played against AFC North foes.

## AT HOME UNDER HARBAUGH

**15.5**

Points per game Baltimore has permitted at home since 2008, the NFL's best defensive mark (Pit. is next at 15.9).

**62**

Interceptions by the Ravens at home since 2008, tying (SF) for the NFL's second most (GB is first with 72).

**68.0**

Passer rating the Ravens have forced for opposing QBs at M&T Bank Stadium since 2008, the NFL's top defensive mark.

**292.1**

Yards per game the Ravens' defense has permitted at home since 2008, ranking as the NFL's third-tightest average during that span (Pit. - 272.4 and NYJ - 291.6).

**1,229-746**

Ratio the Ravens have outscored opponents at home since 2008, limiting foes to 15.5 points per game. In their 39 wins during this span, the margin of victory has been 13.3 ppg.



# DEFENSIVE NOTES

## RAVENS IN THE RED

The Ravens' "D" was strong in the red zone in 2013, limiting foes to a 48.8% TD success rate once inside the 20-yard line.

### RED ZONE DEFENSE / TD PERCENTAGE (2013 Season)

| Rk. | Team                    | RZ Drives | RZ TDs    | RZ TD Pct.  |
|-----|-------------------------|-----------|-----------|-------------|
| 1.  | Seattle Seahawks        | 36        | 13        | 36.1        |
| 2.  | Detroit Lions           | 42        | 16        | 38.1        |
| 3.  | Carolina Panthers       | 41        | 17        | 41.5        |
| 4.  | New York Jets           | 49        | 22        | 44.9        |
| 5.  | Miami Dolphins          | 56        | 26        | 46.4        |
| 6.  | Buffalo Bills           | 51        | 24        | 47.1        |
| 7.  | <b>Baltimore Ravens</b> | <b>41</b> | <b>20</b> | <b>48.8</b> |

#### Ravens Red Zone History:

• The Ravens have ranked in the NFL's Top 5 in red zone "D" for nine of the past 10 seasons: 2004 (second), 2005 (fifth), 2006 (first), 2007 (third), 2008 (second), 2009 (fourth), 2010 (fifth), 2011 (first), 2012 (second) & 2013 (seventh).

## THIRD-DOWN DOMINANCE

In 2013, the Ravens owned the NFL's No. 3 third-down defense, allowing foes to convert just 33.5% of their attempts.

### THIRD-DOWN DEFENSE / OPP. CONVERSION PCT. (2013 Season)

| Rk. | Team                    | Conv.     | Att.       | Pct.        |
|-----|-------------------------|-----------|------------|-------------|
| 1.  | Detroit Lions           | 64        | 211        | 30.3        |
| 2.  | Cincinnati Bengals      | 74        | 225        | 32.9        |
| 3.  | <b>Baltimore Ravens</b> | <b>78</b> | <b>233</b> | <b>33.5</b> |

## SACK STREAK SNAPPED

Entering 2013's Week 13 game vs. Pittsburgh, in which the Ravens did not record a sack, Baltimore had posted at least 1 sack in 22-straight games, tying a franchise record. The original record was set with a streak spanning the 2000 and 2001 seasons.

### MOST CONSECUTIVE GAMES OPPONENTS SACKED (Ravens Franchise History)

| Games | Span/Seasons/Games                   |
|-------|--------------------------------------|
| 22    | 6th game in 2012 - 11th game in 2013 |
| 22    | 9th game in 2000 - 14th in 2001      |
| 21    | 5th game in 2008 - 9th game in 2009  |
| 21    | 15th game in 2005 - 3rd in 2007      |
| 21    | 8th game in 1997 - 12th in 1998      |

### CONSECUTIVE GAMES W/ AT LEAST 2 SACKS (NFL Streaks Since 1990)

| Games | Team                 | Span    | Sacks |
|-------|----------------------|---------|-------|
| 19    | Baltimore Ravens     | 2012-13 | 61    |
| 19    | Philadelphia Eagles  | 2003-04 | 58    |
| 16    | Jacksonville Jaguars | 2000-01 | 55    |
| 16    | New York Giants      | 2010-11 | 52    |

## RAVENS TOP 2013 "D" RANKINGS



| Category                | Stats | NFL Rank |
|-------------------------|-------|----------|
| Third-Down Defense Pct. | 33.5  | 3        |
| Rushing Avg. Against    | 3.8   | 5        |
| Rushing TDs Allowed     | 7     | 5        |
| First Downs Allowed     | 284   | 6t       |
| Red Zone TD Pct.        | 48.8  | 7        |
| Passer Rating           | 82.2  | 11       |
| Rushing YPG Allowed     | 105.4 | 11       |
| Total Net YPG Allowed   | 335.5 | 12       |
| Points Per Game Allowed | 22.0  | 12       |

## 2013 TOP "D" NUMBERS

**14.7**

Success rate by Ravens opponents in third-and-long situations (10+ yards to go), ranking as the NFL's eighth-best defensive mark.

**50.0**

Opponent success rate on third-/fourth-and-1 situations, tying (NE) for the NFL's second-best defensive mark.

**54**

Three-and-out drives the Ravens forced opponents into, ranking as the NFL's second most in 2013.

**60.0**

Success rate by Ravens opponents in goal-to-go situations (12 TDs allowed on 20 drives), ranking as the NFL's sixth-best defensive mark.

## SHUTOUT CITY

Since 2000, Baltimore's "D" has tied (Seattle) to produce the NFL's most shutouts, blanking opponents nine times. The Ravens' last shut-out came on 11/16/09 in a 16-0 win at Cleveland on Monday night.

### NFL SHUTOUT LEADERS (Since 2000)

| Rk. | Team                     | Shutouts |
|-----|--------------------------|----------|
| 1.  | Baltimore / Seattle      | 9        |
| 2.  | New England / Pittsburgh | 8        |

## AN OFFENSIVE DEFENSE

Since 1996, the Ravens own 53 defensive TDs, scoring at least one in each year of their existence (including 2013's Week 3 INT by **LB Daryl Smith**). Baltimore is 42-7 all time when tallying a D-TD. Since 2003, the Ravens own the NFL's third-most D-TDs (40), going 31-5.

### NFL DEFENSIVE TOUCHDOWNS (Since 2003)

| Rk. | Team                    | D-TDs     |
|-----|-------------------------|-----------|
| 1.  | Green Bay Packers       | 42        |
| 2.  | Chicago Bears           | 41        |
| 3.  | <b>Baltimore Ravens</b> | <b>40</b> |

### INTERCEPTION TDs (Since 2003)

|    |                  |           |
|----|------------------|-----------|
| 1. | Chicago          | 32        |
| 2. | <b>Baltimore</b> | <b>30</b> |
| 3. | Green Bay        | 28        |

## OVER A DECADE OF DOMINANCE

Dating back to their 2000 Super Bowl-winning season, the Ravens' "D" ranks in the Top 3 in most significant categories.

### TOTAL DEFENSE (Yards Allowed Since 2000)

|    |                  |              |
|----|------------------|--------------|
| 1. | Pittsburgh       | 283.4        |
| 2. | <b>Baltimore</b> | <b>295.5</b> |
| 3. | NY Jets          | 315.6        |

### POINTS PER GAME (Fewest Allowed Since 2000)

|    |                  |             |
|----|------------------|-------------|
| 1. | Pittsburgh       | 17.5        |
| 2. | <b>Baltimore</b> | <b>17.7</b> |
| 3. | New England      | 18.8        |

### TAKE-AWAYS (Most Since 2000)

|    |                  |            |
|----|------------------|------------|
| 1. | Chicago          | 443        |
| 2. | <b>Baltimore</b> | <b>440</b> |
|    | New England      | 440        |

### RUSHING YARDS/GAME (Fewest Allowed Since 2000)

|    |                  |             |
|----|------------------|-------------|
| 1. | Pittsburgh       | 90.0        |
| 2. | <b>Baltimore</b> | <b>93.1</b> |
| 3. | Minnesota        | 103.0       |

### 3RD-DOWN CONV. PCT. (Pct. Since 2000)

|    |                  |             |
|----|------------------|-------------|
| 1. | <b>Baltimore</b> | <b>34.3</b> |
| 2. | Philadelphia     | 35.3        |
| 3. | Chicago          | 35.5        |

### 4TH-DOWN CONV. PCT. (Pct. Since 2000)

|    |                  |             |
|----|------------------|-------------|
| 1. | <b>Baltimore</b> | <b>41.8</b> |
| 2. | Cincinnati       | 43.5        |
| 3. | New England      | 43.6        |

### INTERCEPTIONS (Most Since 2000)

|    |                  |            |
|----|------------------|------------|
| 1. | Green Bay        | 282        |
| 2. | Tampa Bay        | 277        |
| 3. | <b>Baltimore</b> | <b>276</b> |

### OPPONENT QB RATING (Lowest Since 2000)

|    |                  |             |
|----|------------------|-------------|
| 1. | <b>Baltimore</b> | <b>72.4</b> |
| 2. | Pittsburgh       | 75.1        |
| 3. | NY Jets          | 76.8        |

# OFFENSIVE / SPECIAL TEAMS NOTES

## BIG-PLAY "O"

Over the past two seasons (2012-13), Baltimore owns the NFL's eighth-most passing plays that have gained 20-or-more yards (107), with 13 of those "bombs" resulting in touchdowns.

### PASSING PLAYS GAINING 20+ YARDS (Since 2012)

| Rk. | Team                | 20+ Yard Pass Plays | 20+ Yard Pass TD |
|-----|---------------------|---------------------|------------------|
| 1.  | New Orleans Saints  | 133                 | 29               |
| 2.  | Denver Broncos      | 132                 | 28               |
| 3.  | Philadelphia Eagles | 131                 | 20               |
| 4.  | Detroit Lions       | 129                 | 14               |
| 5.  | Green Bay Packers   | 120                 | 23               |
| 6.  | Indianapolis Colts  | 110                 | 17               |
|     | Pittsburgh Steelers | 110                 | 17               |
| 8.  | Baltimore Ravens    | 107                 | 13               |



## GROUND IT OUT

During the **John Harbaugh** Era, Baltimore has rushed for the NFL's 10th-most yards per game (121.2) since 2008, adding the eighth-most rushing touchdowns (92).

### NFL RUSHING LEADERS / SINCE 2008

#### RUSHING YARDS PER GAME

| Rk. | Team                 | YPG   |
|-----|----------------------|-------|
| 1.  | Carolina Panthers    | 138.6 |
| 2.  | Minnesota Vikings    | 137.8 |
| 3.  | New York Jets        | 134.2 |
| 4.  | Kansas City Chiefs   | 132.4 |
| 5.  | Philadelphia Eagles  | 128.9 |
| 6.  | New England Patriots | 126.9 |
| 7.  | Buffalo Bills        | 123.7 |
| 8.  | Oakland Raiders      | 122.0 |
| 9.  | Houston Texans       | 121.6 |
| 10. | Baltimore Ravens     | 121.2 |

#### MOST RUSHING TDs

| Rk. | Team                 | TD  |
|-----|----------------------|-----|
| 1.  | New England Patriots | 121 |
| 2.  | Carolina Panthers    | 116 |
| 3.  | Minnesota Vikings    | 107 |
| 4.  | New York Giants      | 96  |
|     | Philadelphia Eagles  | 96  |
| 6.  | Houston Texans       | 93  |
|     | New York Jets        | 93  |
| 8.  | Baltimore Ravens     | 92  |
| 9.  | Tennessee Titans     | 90  |
| 10. | Atlanta Falcons      | 89  |

## RAVENS TEAM RECORDS

The Ravens committed just 16 turnovers in their 2012 Super Bowl-winning campaign, producing a franchise single-season low. Baltimore also scored 398 points during the '12 campaign, setting another Ravens single-season record.

### MOST POINTS SCORED (Ravens Single-Season History)

| Rk. | Year | Points |
|-----|------|--------|
| 1.  | 2012 | 398    |
| 2.  | 2009 | 391    |
|     | 2003 | 391    |

### FEWEST TURNOVERS (Ravens Single-Season History)

| Rk. | Year | TO |
|-----|------|----|
| 1.  | 2012 | 16 |
| 2.  | 2010 | 20 |
| 3.  | 2008 | 21 |

## OFFENSE EXPLODES

Baltimore produced 72 offensive plays of 20-or-more yards in their Super Bowl-winning season of 2012, setting a franchise record. Additionally, the Ravens threw 41 passes gaining at least 25 yards that year, a figure that ranks as the most in Ravens single-season history and second in the NFL.

### "BIG-PLAY" BREAKDOWN / SEASON HIGHS (Ravens Franchise History)

#### TOTAL PLAYS GAINING 20+ YARDS

| Rk. | Year | Plays |
|-----|------|-------|
| 1.  | 2012 | 72    |
| 2.  | 1996 | 62    |
| 3.  | 2009 | 60    |
| 4.  | 2011 | 57    |

#### COMPLETIONS OF 25+ YARDS

| Rk. | Year | Comp. |
|-----|------|-------|
| 1.  | 2012 | 41    |
| 2.  | 1996 | 36    |
| 3.  | 1999 | 31    |
| 4.  | 2011 | 29    |

## OFFENSE UNDER HARBS

The Ravens' Top 5 all-time single-game offensive outputs have come during the **John Harbaugh/QB Joe Flacco** Era (since 2008).

### RAVENS TOP TOTAL NET YARDS (Single-Game History)

| Yards | Game/Date         | Results  |
|-------|-------------------|----------|
| 553   | 9/25/11 at STL    | W, 37-7  |
| 548   | 12/13/09 vs. Det. | W, 48-3  |
| 533   | 12/23/12 vs. NYG  | W, 33-14 |
| 503   | 9/23/12 vs. NE    | W, 31-30 |
| 501   | 9/13/09 vs. KC    | W, 38-24 |

## RETURN GAME RUNS WILD

In 2013, the Ravens' return game was outstanding, with Baltimore boasting the NFL's No. 3 punt return team (14.2 avg.) and No. 2 kickoff return unit (26.4 average).

### NFL PUNT RETURN AVERAGE (2013 Season)

| Rk. | Team              | PR | Yards | Avg.  | Long | TD |
|-----|-------------------|----|-------|-------|------|----|
| 1.  | Minnesota Vikings | 22 | 335   | 15.22 | 86t  | 1  |
| 2.  | Chicago Bears     | 18 | 256   | 14.22 | 81t  | 1  |
| 3.  | Baltimore Ravens  | 43 | 609   | 14.16 | 82t  | 1  |

### NFL KICKOFF RETURN AVERAGE (2013 Season)

| Rk. | Team                 | KOR | Yards | Avg. | Long | TD |
|-----|----------------------|-----|-------|------|------|----|
| 1.  | Kansas City Chiefs   | 44  | 1,316 | 29.9 | 108t | 2  |
| 2.  | Baltimore Ravens     | 44  | 1,163 | 26.4 | 77t  | 1  |
| 3.  | Jacksonville Jaguars | 41  | 1,060 | 25.9 | 59   | 0  |

### 20+ YARD PUNT RETURNS (2013 Season)

|    |                      |    |
|----|----------------------|----|
| 1. | Baltimore Ravens     | 12 |
| 2. | Kansas City Chiefs   | 11 |
| 3. | Seattle Seahawks     | 8  |
| 4. | Cleveland/Pittsburgh | 7  |

### 30+ YARD KICKOFF RETURNS (2013 Season)

|    |                    |    |
|----|--------------------|----|
| 1. | Minnesota Vikings  | 18 |
| 2. | Kansas City Chiefs | 17 |
| 3. | Baltimore Ravens   | 16 |
| 4. | Chicago/Tennessee  | 13 |

## GROUND GAME GRIT

During the **John Harbaugh** Era (since 2008), Baltimore has rushed for a strong 149.4 yards per game in December/January and has allowed a stout 95.7 rushing yards per game in those months.

### RUSHING YARDS PER GAME: DECEMBER/JANUARY (Since 2008)

| Rk. | Team              | Att. | Yds.  | TD | YPG   |
|-----|-------------------|------|-------|----|-------|
| 1.  | Carolina Panthers | 919  | 4,858 | 42 | 167.5 |
| 2.  | Baltimore Ravens  | 884  | 4,183 | 29 | 149.4 |
|     | Minnesota Vikings | 874  | 4,332 | 33 | 149.4 |

### RUSHING YARDS ALLOWED PER GAME: DECEMBER/JANUARY (Since 2008)

| Rk. | Team                | Att. | Yds.  | TD | YPG  |
|-----|---------------------|------|-------|----|------|
| 1.  | San Francisco 49ers | 739  | 2,679 | 19 | 92.4 |
| 2.  | Baltimore Ravens    | 722  | 2,679 | 16 | 95.7 |
| 3.  | Pittsburgh Steelers | 707  | 2,794 | 15 | 99.8 |



# RAVENS IRONMEN / TURNOVER NOTES

## NFL IRONMEN

**FB Vonta Leach** owns the longest active consecutive games played streak (123) by an NFL fullback, while **QB Joe Flacco** (96) is third among active NFL signal-callers.

### CONSECUTIVE GAMES PLAYED / CURRENT STREAKS (NFL Players)

| QUARTERBACKS                     |   | FULLBACKS                         |  |
|----------------------------------|---|-----------------------------------|--|
| 1. Eli Manning (NYG) . . . .151  | 1. Vonta Leach (Bal.) . . . . 123       | 2. Le’Ron McClain (SD) . . . . 52 |  |
| 2. Philip Rivers (SD) . . . .129 | 3. Reese (Oak.) / Tolbert (Car.) . . 41 |                                   |  |
| 3. Joe Flacco (Bal.) . . . . .96 |   |                                   |  |

## BALTIMORE’S IRONMEN

**P Sam Koch** currently owns the Ravens’ active consecutive games played streak, seeing action in 128-straight contests, also having never missed a game in his career:

### RAVENS CONSECUTIVE GAMES PLAYED / CURRENT STREAKS

| Rk. | Player       | Games |
|-----|--------------|-------|
| 1.  | Sam Koch     | 128   |
| 2.  | Joe Flacco   | 96    |
| 3.  | Michael Oher | 80    |

### RAVENS CONSECUTIVE GAMES PLAYED / ALL-TIME STREAKS

| Rk. | Player          | Games      | Years               |
|-----|-----------------|------------|---------------------|
| 1.  | Jarret Johnson  | 129        | 2003-11             |
| 2.  | <b>Sam Koch</b> | <b>128</b> | <b>2006-present</b> |
| 3.  | Peter Boulware  | 111        | 1997-2003           |
| 4.  | Matt Stover     | 110        | 2002-08             |
| 5.  | Terrell Suggs   | 105        | 2003-09             |

## GRIDIRON GRIT

**46**

Consecutive games started by **WR Torrey Smith**, the third-longest active streak among NFL wide receivers.

**80**

Straight starts made by **T Michael Oher**, the fourth-longest active streak among NFL tackles. Oher has not missed a game in his career.

**96**

Consecutive starts by **QB Joe Flacco**, the most in team history. (Former OLB Jarret Johnson, currently playing for San Diego, made 80-straight starts for the Ravens from 2007-11.) Including playoffs, Flacco has started 109-consecutive games, which is the most ever by an NFL QB in the first six seasons of a career.

**109**

Straight games played by **CB Corey Graham** in his seven-year career, the second-longest active streak (112 - William Gay) by an NFL CB.



## LITTLE GIVE, PLENTY TAKE

Since head coach **John Harbaugh** took over the Ravens in 2008, Baltimore has compiled a +36 turnover margin, ranking as the NFL’s fourth-best mark. (The Ravens were -5 in 2013.)

### NFL’S TOP TURNOVER MARGIN / SINCE 2008

| Rk. | Team             | Turnover Diff. | Take-Aways | Give-Aways |
|-----|------------------|----------------|------------|------------|
| 1.  | New England      | +86            | 192        | 106        |
| 2.  | Green Bay        | +69            | 183        | 114        |
| 3.  | San Francisco    | +40            | 166        | 126        |
| 4.  | <b>Baltimore</b> | <b>+36</b>     | <b>168</b> | <b>132</b> |

### MOST TAKE-AWAYS (Since 2008)

|    |                       |     |
|----|-----------------------|-----|
| 1. | Chicago . . . . .     | 198 |
| 2. | New England . . . . . | 192 |
| 3. | Green Bay . . . . .   | 183 |
| 4. | NY Giants . . . . .   | 180 |
| 5. | Arizona . . . . .     | 171 |

### FEWEST GIVE-AWAYS (Since 2008)

|    |                            |            |
|----|----------------------------|------------|
| 1. | New England . . . . .      | 106        |
| 2. | Green Bay . . . . .        | 114        |
| 3. | San Francisco . . . . .    | 126        |
| 4. | Atlanta . . . . .          | 130        |
| 5. | <b>Baltimore . . . . .</b> | <b>132</b> |

## PROTECT THAT PIGSKIN

During the **John Harbaugh** Era (since 2008), the Ravens have produced 28 games without turning the ball over, a mark that ranks fourth in the NFL. Baltimore’s record is 25-3 in those contests.

### ZERO-TURNOVER GAMES (Since 2008)

| Rk. | Team                    | Zero-Turnover Games |
|-----|-------------------------|---------------------|
| 1.  | New England Patriots    | 35                  |
| 2.  | San Francisco 49ers     | 30                  |
| 3.  | Green Bay Packers       | 29                  |
| 4.  | <b>Baltimore Ravens</b> | <b>28</b>           |
| 5.  | Indianapolis Colts      | 27                  |

## TURNOVER TABLE SINCE 2000

| Year         | TA/TO          | Plus/Minus | Record        |
|--------------|----------------|------------|---------------|
| 2013         | 24/29          | -5         | 8-8           |
| 2012         | 25/16          | +9         | 10-6          |
| 2011         | 25/23          | +2         | 12-4          |
| 2010         | 27/20          | +7         | 12-4          |
| 2009         | 32/22          | +10        | 9-7           |
| 2008         | 34/21          | +13        | 11-5          |
| 2007         | 23/40          | -17        | 5-11          |
| 2006         | 40/23          | +17        | 13-3          |
| 2005         | 26/36          | -10        | 6-10          |
| 2004         | 34/23          | +11        | 9-7           |
| 2003         | 41/38          | +3         | 10-6          |
| 2002         | 31/32          | -1         | 7-9           |
| 2001         | 28/36          | -8         | 10-6          |
| 2000         | 49/26          | +23        | 12-4          |
| <b>Total</b> | <b>439/381</b> | <b>+58</b> | <b>134-90</b> |

Since 2000, here are the Ravens’ records in a game:

|   |       |
|---|-------|
| When turnover ratio is +2 or better . . . . . | 64-2  |
| When turnover ratio is +1 or better . . . . . | 91-9  |
| When turnover ratio is even . . . . .         | 22-17 |
| When turnover ratio is negative . . . . .     | 20-64 |

**64-2**

Since 2000, the Ravens own a 63-2 record when posting at least a +2 turnover margin in a game, with the only losses coming in 2010 in a 23-20 OT thriller at New England (10/17) and in Week 2 of 2012 in a 24-23 dramatic game at Philadelphia (9/16).

# ALL-TIME RESULTS / TRENDS

## REGULAR SEASON RECORDS

|   | <u>Overall Record</u> | <u>Home</u> | <u>Away</u> |
|---|-----------------------|-------------|-------------|
| Overall   | 158-129-1             | 100-43-1    | 58-86       |
| In M&T Bank Stadium (since 1998)  | 93-35                 | 93-35       | n/a         |
| Coached by Ted Marchibroda  | 16-31-1               | 11-12-1     | 5-19        |
| Coached by Brian Billick  | 80-64                 | 50-22       | 30-42       |
| Coached by John Harbaugh  | 62-34                 | 39-9        | 23-25       |
| vs. AFC Teams   | 123-101               | 78-40       | 45-61       |
| vs. AFC North   | 42-30                 | 26-10       | 16-20       |
| vs. AFC Central (1996-2001)   | 26-28                 | 13-14       | 13-14       |
| vs. AFC East  | 18-18                 | 13-5        | 5-13        |
| vs. AFC South   | 12-12                 | 8-4         | 4-8         |
| vs. AFC West  | 21-13                 | 14-4        | 7-9         |
| vs. NFC Teams   | 40-29-1               | 27-6-1      | 13-23       |
| vs. NFC North   | 6-6                   | 5-1         | 1-5         |
| vs. NFC Central (1996-2001)   | 3-5                   | 3-1         | 0-4         |
| vs. NFC East  | 12-6-1                | 7-1-1       | 5-5         |
| vs. NFC South   | 6-6                   | 3-3         | 3-3         |
| vs. NFC West  | 13-6                  | 9-0         | 4-6         |
| On Monday Night Football - ABC/ESPN   | 9-9                   | 4-2         | 5-7         |
| On NBC/ESPN - Sunday Night or Thursday Night  | 14-12                 | 10-5        | 4-7         |
| On NFL Network  | 3-2                   | 2-0         | 1-2         |
| In Overtime   | 11-9-1                | 7-2-1       | 4-7         |
| Ravens Shutout Wins   | 10-0                  | 5-0         | 5-0         |
| In Season Openers   | 9-9                   | 6-3         | 3-6         |
| Indoors   | 5-11                  | n/a         | 5-11        |
| <b>Note:</b> Baltimore has played in Houston's Reliant Stadium three times (2-1), Indy's Lucas Oil Stadium once (0-1) and Dallas' Texas Stadium once (1-0). Two of those games at Reliant Stadium (12/13/10 and 10/21/12) came when the roof was closed, meaning those games were "indoors," while the other games are considered "outdoors" due to open roofs. |                       |             |             |
| In August   | 0-1                   | 0-1         | 0-0         |
| In September  | 37-24                 | 25-5        | 12-19       |
| In October  | 30-37                 | 17-14       | 13-23       |
| In November   | 45-33-1               | 26-10-1     | 19-23       |
| In December   | 41-32                 | 29-12       | 12-20       |
| In January  | 5-2                   | 3-0         | 2-2         |

## RAVENS REGULAR SEASON TRENDS

| <u>Team</u>                     | <u>Since 2000</u> | <u>Since 2008</u> | <u>2013</u> | <u>Offense</u>                    | <u>Since 2000</u> | <u>Since 2008</u> | <u>2013</u> |
|---------------------------------|-------------------|-------------------|-------------|-----------------------------------|-------------------|-------------------|-------------|
| Record                          | 134-90            | 62-34             | 8-8         | Scoring 20 or more points         | 100-27            | 49-12             | 5-3         |
| vs. AFC North (since 2002)      | 42-30             | 24-12             | 3-3         | Scoring 30 or more points         | 47-3              | 27-1              | 1-0         |
| vs. AFC                         | 101-68            | 47-25             | 6-6         | Having 20 or more first downs     | 55-30             | 33-11             | 2-2         |
| vs. NFC                         | 33-22             | 15-9              | 2-2         | Totaling 350 or more net yards    | 57-24             | 32-9              | 1-3         |
| Home                            | 85-27             | 39-9              | 6-2         | At least 35 minutes time of poss. | 36-5              | 16-3              | 2-1         |
| Away                            | 49-63             | 23-25             | 2-6         | Rushing for 150 or more yards     | 43-12             | 18-4              | 0-1         |
| On grass                        | 55-49             | 17-13             | 1-4         | When not throwing an INT          | 76-13             | 38-6              | 4-2         |
| Artificial turf                 | 79-41             | 45-21             | 7-4         | With a 100-yard rusher            | 46-17             | 18-4              | 0-1         |
| Outdoors                        | 130-82            | 57-30             | 7-8         | Without a 100-yard rusher         | 88-73             | 44-30             | 8-7         |
| Indoors                         | 4-8               | 5-4               | 1-0         | With a 100-yard receiver          | 29-14             | 16-7              | 2-1         |
| September                       | 29-17             | 14-6              | 2-2         | Without a 100-yard receiver       | 105-76            | 46-27             | 6-7         |
| October                         | 27-26             | 11-10             | 1-2         | With a 300-yard passer            | 15-9              | 12-4              | 0-3         |
| November                        | 40-21             | 20-7              | 3-2         | Without a 300-yard passer         | 119-81            | 50-30             | 8-5         |
| December                        | 33-25             | 14-11             | 2-2         | <u>Defense</u>                    | <u>Since 2000</u> | <u>Since 2008</u> | <u>2013</u> |
| January                         | 5-1               | 3-0               | 0-0         | When scoring a defensive TD       | 36-5              | 13-2              | 1-0         |
| Leading at halftime             | 107-16            | 52-10             | 6-2         | When returning an INT for a TD    | 30-2              | 12-1              | 1-0         |
| Trailing at halftime            | 20-63             | 7-21              | 2-6         | When returning a fumble for a TD  | 7-3               | 2-1               | 0-0         |
| Tied at halftime                | 7-11              | 3-3               | 0-0         | Recording 3 or more sacks         | 71-27             | 25-13             | 5-4         |
| Tied after 3 quarters           | 3-6               | 1-2               | 0-0         | Holding opp. under 250 net yards  | 38-4              | 22-4              | 1-0         |
| Leading After 3 quarters        | 115-12            | 57-10             | 8-1         | Holding opp. under 21 points      | 106-31            | 49-10             | 6-2         |
| Trailing after 3 quarters       | 17-71             | 4-25              | 0-7         | Holding opp. under 15 points      | 86-14             | 38-4              | 4-0         |
| Decided by 7 points or less     | 55-47             | 24-23             | 5-5         | Allowing a 100-yard rusher        | 13-19             | 6-8               | 0-1         |
| Decided by 3 points or less     | 32-29             | 16-15             | 5-4         | Not allowing a 100-yard rusher    | 120-72            | 56-26             | 8-7         |
| When scoring first              | 89-25             | 44-10             | 4-3         | Allowing a 100-yard receiver      | 29-27             | 12-11             | 3-3         |
| When not scoring first          | 45-65             | 18-24             | 4-5         | Not allowing a 100-yard receiver  | 106-62            | 50-23             | 5-5         |
| Positive or even turnover ratio | 114-27            | 50-14             | 5-4         | Allowing a 300-yard passer        | 19-13             | 11-5              | 1-2         |
| Negative turnover ratio         | 20-64             | 12-20             | 3-4         | Not allowing a 300-yard passer    | 114-77            | 51-29             | 7-6         |
| Winning penalty ratio           | 62-38             | 31-12             | 6-5         |                                   |                   |                   |             |
| Losing penalty ratio            | 62-45             | 25-17             | 2-3         |                                   |                   |                   |             |
| Overtime                        | 8-7               | 5-4               | 1-1         |                                   |                   |                   |             |
| When returning a KOR for a TD   | 5-1               | 5-0               | 1-0         |                                   |                   |                   |             |
| When returning a PR for a TD    | 7-2               | 3-0               | 1-0         |                                   |                   |                   |             |



# OFFENSIVE PLAYER NOTES

## THE FRANCHISE QB



In 2013, QB Joe Flacco set career highs in passing yards (3,912), completions (362) and attempts (614). Flacco's completions and attempts also set new franchise marks, surpassing the records of QB Vinny Testaverde (325 for 549) from 1996. Flacco also threw for 19 TDs and had 22 INTs (a career high) in 2013.

### RAVENS ALL-TIME PASSING LEADERS (Franchise History)

| Rk. | Player        | G  | Att   | Cmp   | Pct  | Yards  | TD  | INT | Rate |
|-----|---------------|----|-------|-------|------|--------|-----|-----|------|
| 1.  | Joe Flacco    | 96 | 3,103 | 1,869 | 60.2 | 21,545 | 121 | 78  | 83.7 |
| 2.  | Kyle Boller   | 53 | 1,311 | 746   | 56.9 | 7,846  | 45  | 44  | 71.9 |
| 3.  | V. Testaverde | 29 | 1,019 | 596   | 58.5 | 7,148  | 51  | 34  | 82.8 |

## AIR IT OUT

| PASSING YARDS<br>(2013 Season) |       | PASSING YARDS<br>(Since 2010)   |        | 25+ YARD PASSES<br>(Since 2010) |     |
|--------------------------------|-------|---------------------------------|--------|---------------------------------|-----|
| 1. Peyton Manning . . .        | 5,477 | 1. Drew Brees . . .             | 20,435 | 1. Drew Brees . . . . .         | 160 |
| 2. Drew Brees . . . . .        | 5,162 | 2. Tom Brady . . . . .          | 18,305 | 2. Philip Rivers . . . . .      | 141 |
| 3. Matt Stafford . . . . .     | 4,650 | 3. Philip Rivers . . . . .      | 17,418 | Aaron Rodgers . . . . .         | 141 |
| 4. Matt Ryan . . . . .         | 4,515 | 4. Matt Ryan . . . . .          | 17,116 | 4. Eli Manning . . . . .        | 136 |
| 5. Philip Rivers . . . . .     | 4,478 | 5. Eli Manning . . . . .        | 16,701 | 5. Tom Brady . . . . .          | 132 |
| 6. Tom Brady . . . . .         | 4,343 | 6. Aaron Rodgers . . . . .      | 15,396 | 6. Joe Flacco . . . . .         | 123 |
| 7. Andy Dalton . . . . .       | 4,293 | 7. Matt Stafford . . . . .      | 15,190 | 7. Peyton Manning . . . . .     | 113 |
| 8. Carson Palmer . . . . .     | 4,274 | 8. Carson Palmer . . . . .      | 15,015 | 8. Matt Stafford . . . . .      | 111 |
| 9. B. Roethlisberger . . . . . | 4,261 | 9. Joe Flacco . . . . .         | 14,961 | 9. Tony Romo . . . . .          | 109 |
| 10. Ryan Tannehill . . . . .   | 3,913 | 10. Peyton Manning . . . . .    | 14,836 |                                 |     |
| 11. Joe Flacco . . . . .       | 3,912 | 11. B. Roethlisberger . . . . . | 14,803 |                                 |     |

Note: Flacco had 27 such pass completions in 2013.

## LEADER OF THE 300S

QB Joe Flacco owns a team-record 16 300-yard passing games, including three such contests during the 2013 campaign.

| 300-YARD PASSING GAMES<br>(Ravens Single Season) | 300-YARD PASSING GAMES<br>(Ravens History) |
|--|--|
| 1. Joe Flacco (2012) . . . . . 5                 | 1. Joe Flacco (2008-13) . . . 16           |
| V. Testaverde (1996) . . . 5                     | 2. V. Testaverde (1996-97) . . 8           |
| 3. Joe Flacco (2011) . . . . . 4                 | 3. Steve McNair (2006-07) . . 2            |
| 4. Joe Flacco (2013) . . . . . 3                 | Jeff Blake (2002) . . . . . 2              |
| Joe Flacco (2009) . . . . . 3                    | Eric Zeier (1996-97) . . . . . 2           |

## RAVENS RECORDS

QB Joe Flacco owns a franchise-record 31 100-plus single-game passer ratings. Flacco has also posted three of the Top 4 passing games and five of the Top 6 passing seasons in team history.

### RAVENS SINGLE-GAME PASSING YARDS

| Yards | Player           | Opp./Date         |
|-------|------------------|-------------------|
| 429   | Vinny Testaverde | vs. STL, 10/27/96 |
| 389   | Joe Flacco       | at STL, 9/25/11   |
| 385   | Joe Flacco       | at Min., 10/18/09 |
| 382   | Joe Flacco       | vs. NE, 9/23/12   |

### RAVENS SINGLE-SEASON PASSING YARDS

| Rk. | Player (Year)       | Cmp-Att | Pct. | Yards | TD | INT | Rate |
|-----|---------------------|---------|------|-------|----|-----|------|
| 1.  | V. Testaverde ('96) | 325-549 | 59.2 | 4,177 | 33 | 19  | 88.7 |
| 2.  | Joe Flacco ('13)    | 362-614 | 59.0 | 3,912 | 19 | 22  | 73.1 |
| 3.  | Joe Flacco ('12)    | 317-531 | 59.7 | 3,817 | 22 | 10  | 87.7 |
| 4.  | Joe Flacco ('10)    | 306-489 | 62.6 | 3,622 | 25 | 10  | 93.6 |
| 5.  | Joe Flacco ('09)    | 315-499 | 63.1 | 3,613 | 21 | 12  | 88.9 |
| 6.  | Joe Flacco ('11)    | 312-542 | 57.6 | 3,610 | 20 | 12  | 80.9 |

## FLACCO #WINNING

• QB Joe Flacco's 62 regular season wins are the most by a starting QB in his first six seasons in NFL history.

• Flacco's 62 regular season wins rank second to Drew Brees (63) for the most by a starting QB since 2008.

• Flacco has 39 career regular season wins at home, the most among NFL starting QBs since he entered the league in 2008.

• Baltimore is 35-6 when Flacco produces at least a 95 passer rating.

• Baltimore is 18-3 when Flacco is at 110.0 or better.

• Flacco is 27-5 in home games dating back to 2010.

### MOST REG. SEASON WINS BY QUARTERBACKS (First Six Seasons / NFL History)

| Rk. | Player                                 | Wins |
|-----|--|------|
| 1.  | Joe Flacco (2008-13) . . . . .         | 62   |
| 2.  | Matt Ryan (2008-13) . . . . .          | 61   |
| 3.  | Ben Roethlisberger (2004-09) . . . . . | 60   |
| 4.  | Tom Brady (2000-05) . . . . .          | 58   |

### MOST TOTAL WINS BY QBs (Includes Playoffs / Since 2008)

| Rk. | Player                   | Record |
|-----|--------------------------|--------|
| 1.  | Joe Flacco . . . . .     | 71-38  |
| 2.  | Drew Brees . . . . .     | 68-35  |
| 3.  | Tom Brady . . . . .      | 66-24  |
|     | Peyton Manning . . . . . | 66-23  |
| 5.  | Aaron Rodgers . . . . .  | 63-33  |

### MOST CONSECUTIVE STARTS BY QUARTERBACKS (Active Streaks / Regular Season)

| Rk. | Player                  | Starts |
|-----|-------------------------|--------|
| 1.  | Eli Manning . . . . .   | 151    |
| 2.  | Philip Rivers . . . . . | 128    |
| 3.  | Joe Flacco . . . . .    | 96     |

## SUPER BOWL MVP

Super Bowl XLVII MVP QB Joe Flacco was masterful during the Ravens' 2012 playoff run, completing 73 of 126 passes for 1,140 yards, 11 TDs and 0 INTs to produce a 117.2 passer rating. Flacco joined Hall of Fame QB Joe Montana (1989) as the only players to produce 11 TDs and 0 INTs during an NFL postseason.

### JOE FLACCO STATISTICS / 2012 PLAYOFFS

| Game (Opp./Rd.)             | Cmp-Att       | Pct.        | Yards        | TD        | INT      | Rate         |
|-----------------------------|---------------|-------------|--------------|-----------|----------|--------------|
| 1/06/13 vs. Ind. (WC)       | 12-23         | 52.2        | 282          | 2         | 0        | 125.6        |
| 1/12/13 at Den. (Div.)      | 18-34         | 52.9        | 331          | 3         | 0        | 116.2        |
| 1/20/13 at NE (AFC)         | 21-36         | 58.3        | 240          | 3         | 0        | 106.3        |
| 2/03/13 at SF (SB)          | 22-33         | 66.6        | 287          | 3         | 0        | 124.2        |
| <b>Totals (Record: 4-0)</b> | <b>73-126</b> | <b>57.9</b> | <b>1,140</b> | <b>11</b> | <b>0</b> | <b>117.2</b> |

### Flacco Quick Hits:

• In his final six games of 2012 (including playoffs and dating back to 12/23 of the regular season), Flacco was 102-of-170 for 1,483 yards, 13 TDs and 0 INTs, producing a 113.9 passer rating.

• Flacco, Joe Montana (1989) and Kurt Warner (2008) are the only QBs in NFL history to throw 11 TDs in a single postseason. Neither Flacco nor Montana threw an INT in their postseasons.

• In the Ravens' last eight playoff games (since the 2010 season), Flacco is 150-of-253 for 2,012 yards, 18 TDs and 2 INTs (105.0 rating).

## NFL POSTSEASON RECORDS

### PASSING YARDS (Single-Season Playoff History)

|                              |       |
|------------------------------|-------|
| 1. Eli Manning (2011) . . .  | 1,219 |
| 2. Kurt Warner (2008) . . .  | 1,147 |
| 3. Joe Flacco (2012) . . . . | 1,140 |

### PASSING FIRST DOWNS (Single-Season Playoff History)

|                                    |    |
|------------------------------------|----|
| 1. Eli Manning (2011) . . . . .    | 61 |
| 2. Peyton Manning (2006) . . . . . | 55 |
| 3. Joe Flacco (2012) . . . . .     | 53 |
| Aaron Rodgers (2010) . . . . .     | 53 |

### PASSING TOUCHDOWNS (Single-Season Playoff History)

|                                |    |
|--------------------------------|----|
| 1. Joe Flacco (2012) . . . . . | 11 |
| Joe Montana (1989) . . . . .   | 11 |
| Kurt Warner (2008) . . . . .   | 11 |

### PASSER RATING (Min. 80 Att.) (Single-Season Playoff History)

|                                 |       |
|---------------------------------|-------|
| 1. Joe Montana (1989) . . . . . | 146.4 |
| 2. Troy Aikman (1992) . . . . . | 126.4 |
| 3. Joe Flacco (2012) . . . . .  | 117.2 |
| Steve Young (1994) . . . . .    | 117.2 |

# OFFENSIVE PLAYER NOTES

## ALL-WEATHER QB

**QB Joe Flacco** has played well late in the season when the temperature drops below 40 degrees, producing a 10-4 record.

### JOE FLACCO WHEN TEMPERATURE IS 40 OR BELOW

| Date/Opp.         | Result      | Att.       | Cmp.       | Pct.        | Yards        | TD        | INT       | Rate        |
|-------------------|-------------|------------|------------|-------------|--------------|-----------|-----------|-------------|
| 11/23/08 vs. Phi. | W           | 26         | 12         | 46.2        | 183          | 2         | 0         | 95.5        |
| 12/07/08 vs. Was. | W           | 21         | 10         | 47.6        | 134          | 1         | 1         | 64.4        |
| 12/07/09 @GB      | L           | 36         | 15         | 41.7        | 137          | 1         | 3         | 27.2        |
| 12/13/09 Det.     | W           | 20         | 13         | 65.0        | 230          | 1         | 0         | 120.8       |
| 12/20/09 Chi.     | W           | 29         | 21         | 72.4        | 234          | 4         | 0         | 135.6       |
| 12/27/09 @Pit.    | L           | 25         | 13         | 52.0        | 166          | 2         | 1         | 83.1        |
| 12/05/10 Pit.     | L           | 33         | 17         | 51.5        | 266          | 1         | 0         | 88.7        |
| 12/19/10 NO       | W           | 20         | 10         | 50.0        | 172          | 2         | 0         | 112.9       |
| 12/26/10 @Cle.    | W           | 19         | 12         | 63.2        | 102          | 2         | 1         | 90.2        |
| 11/04/12 @Cle.    | W           | 24         | 15         | 62.5        | 153          | 1         | 0         | 94.6        |
| 12/30/12 @Cin.    | L           | 8          | 4          | 50.0        | 34           | 0         | 0         | 61.5        |
| 11/24/13 NYJ      | W           | 26         | 17         | 65.4        | 273          | 1         | 1         | 97.1        |
| 11/28/13 Pit.     | W           | 35         | 24         | 68.6        | 251          | 1         | 0         | 98.6        |
| 12/08/13 Min.     | W           | 50         | 28         | 56.0        | 245          | 3         | 3         | 64.2        |
| <b>Totals</b>     | <b>10-4</b> | <b>372</b> | <b>211</b> | <b>56.7</b> | <b>2,580</b> | <b>22</b> | <b>10</b> | <b>86.8</b> |

## FLACCO HOT AT HOME

**QB Joe Flacco** has been stout at M&T Bank Stadium over the past three-plus seasons, helping lead the Ravens to a 27-5 record.

### JOE FLACCO AT HOME / SINCE 2010

| Player (Record)   | Att   | Cmp | Pct  | Yards | TD | INT | Rate |
|-------------------|-------|-----|------|-------|----|-----|------|
| Joe Flacco (27-5) | 1,029 | 627 | 60.9 | 7,900 | 48 | 21  | 91.9 |

## FLACCO TRENDS

Here are Baltimore's regular season records since 2008 when **QB Joe Flacco** hits a certain milestone or plays in a particular game:

|   |      |                                      |       |
|---|------|--------------------------------------|-------|
| With 300 passing yards . . . . .        | 12-4 | Playing in < 40 degree weather . .   | 10-4  |
| With 3-or-more TD passes . . . . .      | 9-2  | vs. AFC North . . . . .              | 24-12 |
| When not throwing an INT . . . . .      | 39-7 | vs. NFC . . . . .                    | 15-9  |
| With at least 4 comps. of 25+ yards . . | 8-3  | In November . . . . .                | 20-7  |
| With at least a 95 QB rating . . . . .  | 35-6 | In December/January . . . . .        | 17-11 |
| With at least a 110 QB rating . . . . . | 18-3 | In season's final four games . . . . | 16-8  |

## HOT IN THE COLD

**QB Joe Flacco** has played particularly well at home during the month of November, leading the Ravens to an 11-1 record. In those games, he has compiled a 98.2 passer rating while completing 65.3% of his passes for 18 TDs and just 7 INTS. Flacco has helped lead the Ravens to nine-straight home wins during the month.

### QB JOE FLACCO AT HOME IN NOVEMBER (Career Games)

| Date/Opp.         | Result      | Att.       | Cmp.       | Pct.        | Yards        | TD        | INT      | Rate        |
|-------------------|-------------|------------|------------|-------------|--------------|-----------|----------|-------------|
| 11/23/08 vs. Phi. | W           | 26         | 12         | 46.2        | 183          | 2         | 0        | 95.5        |
| 11/01/09 vs. Den. | W           | 25         | 20         | 80.0        | 175          | 1         | 0        | 109.2       |
| 11/22/09 vs. Ind. | L           | 35         | 23         | 65.7        | 256          | 0         | 1        | 75.4        |
| 11/29/09 vs. Pit. | W           | 35         | 23         | 65.7        | 289          | 1         | 0        | 100.8       |
| 11/07/10 vs. Mia. | W           | 27         | 20         | 74.1        | 266          | 2         | 0        | 129.6       |
| 11/28/10 vs. TB   | W           | 35         | 25         | 71.4        | 289          | 2         | 1        | 103.2       |
| 11/20/11 vs. Cin. | W           | 27         | 17         | 63.0        | 270          | 2         | 1        | 105.5       |
| 11/24/11 vs. SF   | W           | 23         | 15         | 65.2        | 161          | 1         | 0        | 100.1       |
| 11/11/12 vs. Oak. | W           | 33         | 21         | 63.6        | 341          | 3         | 1        | 115.8       |
| 11/10/13 vs. Cin. | W           | 36         | 20         | 55.6        | 140          | 2         | 2        | 60.0        |
| 11/24/13 vs. NYJ  | W           | 26         | 17         | 65.4        | 273          | 1         | 1        | 97.1        |
| 11/28/13 vs. Pit. | W           | 35         | 24         | 68.6        | 251          | 1         | 0        | 98.6        |
| <b>Totals</b>     | <b>11-1</b> | <b>363</b> | <b>237</b> | <b>65.3</b> | <b>2,894</b> | <b>18</b> | <b>7</b> | <b>98.2</b> |

### November Quick Hit:

- Flacco has a 20-7 career record during the month of November, completing 62.8% of his passes for 6,276 yards, 36 TDs and just 16 INTS.



## FLACCO COMEBACK WINS (17 REGULAR SEASON, 2 PLAYOFFS)

### GAME-WINNING DRIVES IN FOURTH QUARTER OR OVERTIME (19 TOTAL)

| Date/Opp.              | Drive Length               | Scoring Play                            | Time Left   | Score               |
|------------------------|----------------------------|---|-------------|---------------------|
| 11/2/08 at Cle.        | 5 plays, 59 yards in 1:54  | Stover 22-yard field goal               | 5:36        | 30-27               |
| 1/10/09 at Ten. (Div.) | 9 plays, 51 yards in 3:30  | Stover 43-yard field goal               | 0:53        | 13-10               |
| 9/13/09 vs. KC         | 8 plays, 74 yards in 3:15  | Clayton 31-yard pass from Flacco        | 2:06        | 38-24               |
| 11/29/09 vs. Pit.      | 6 plays, 17 yards in 3:23  | Cundiff 29-yard field goal              | 6:42 (OT)   | 20-17               |
| 9/26/10 vs. Cle.       | 10 plays, 69 yards in 5:41 | Boldin 27-yard pass from Flacco         | 9:13        | 21-17               |
| 10/3/10 at Pit.        | 4 plays, 40 yards in 0:36  | Houshmandzadeh 18-yard pass from Flacco | 0:32        | 17-14               |
| 10/24/10 vs. Buf.      | 4 plays, 9 yards in 1:58   | Cundiff 38-yard field goal              | 10:54 (OT)  | 37-34               |
| 12/19/10 vs. NO        | 5 plays, 66 yards in 1:31  | Cundiff 32-yard field goal              | 10:03       | 27-24 (30-24 final) |
| 10/30/11 vs. Ari.      | 5 plays, 37 yards in 0:52  | Cundiff 25-yard field goal              | 0:00        | 30-27               |
| 11/6/11 at Pit.        | 13 plays, 92 yards in 2:16 | T. Smith 26-yard pass from Flacco       | 0:08        | 23-20               |
| 11/24/11 vs. SF        | 16 plays, 76 yards in 7:34 | Pitta 8-yard pass from Flacco           | 14:56       | 13-6 (16-6 final)   |
| 9/23/12 vs. NE         | 7 plays, 70 yards in 1:55  | Tucker 27-yard field goal               | 0:00        | 31-30               |
| 11/04/12 at Cle.       | 9 plays, 81 yards in 4:22  | T. Smith 19-yard pass from Flacco       | 4:26        | 22-15 (25-15 final) |
| 11/25/12 at SD         | 12 plays, 40 yards in 3:09 | Tucker 38-yard field goal               | 0:00        | 13-13               |
|                        | 12 plays, 69 yards in 3:49 | Tucker 38-yard field goal               | 1:07 (OT)   | 16-13               |
| 1/12/13 at Den. (Div.) | 3 plays, 77 yards in :38   | J. Jones 70-yard pass from Flacco       | 0:31        | 35-35               |
|                        | 6 plays, 16 yards in 2:33  | Tucker 47-yard field goal               | 13:18 (2OT) | 38-35               |
| 10/06/13 at Mia.       | 7 plays, 34 yards in 2:25  | Tucker 44-yard field goal               | 1:42        | 26-23               |
| 11/10/13 vs. Cin.      | 8 plays, 28 yards in 4:34  | Tucker 46-yard field goal               | 5:27 (OT)   | 20-17               |
| 12/8/13 vs. Min.       | 5 plays, 80 yards in 0:41  | M. Brown 9-yard pass from Flacco        | 0:04        | 29-26               |
| 12/16/13 at Det.       | 7 plays, 24 yards in 1:43  | Tucker 61-yard field goal               | 0:38        | 18-16               |

# OFFENSIVE PLAYER NOTES

## RICE RANKS AMONG THE BEST



Three-time Pro Bowl RB **Ray Rice** owns the NFL's most total yards from scrimmage (8,487) dating back to the 2009 season, registering 42 games where he's gained 100-or-more total yards. In 2013, Rice broke RB Jamal Lewis' all-time Ravens record for yards from scrimmage and now has 9,214 career yards (6,180 rushing and 3,034 receiving) in his six NFL seasons.

### NFL NET YARDS FROM SCRIMMAGE (Since 2009)

| Rk. | Player          | Scrim.<br>Yards | ---Rush---<br>Att-Yds TD | ---Rec.---<br>Rec-Yds TD |
|-----|-----------------|-----------------|--------------------------|--------------------------|
| 1.  | Ray Rice        | 8,487           | 1,323-5,726 37           | 336-2,761 6              |
| 2.  | Chris Johnson   | 8,480           | 1,491-6,737 41           | 229-1,743 7              |
| 3.  | Adrian Peterson | 8,318           | 1,432-7,014 64           | 166-1,304 4              |

### Rice Quick Hits: Since 2009...

- Rice averages 72.5 rushing yards per game (NFL's 10th best average).
- Rice averages 107.4 total yards from scrimmage per game, the NFL's fourth-best average.
- Rice averages 4.3 receptions and 34.9 receiving yards per game, both marks second only to Darren Sproles (4.4 for 39.4) among NFL RBs.

## RICE RANKS NO. 1

### RAVENS CAREER YARDS FROM SCRIMMAGE

| Rk. | Player        | Scrim.<br>Yards | ---Rush---<br>Att-Yds TD | ---Rec.---<br>Rec-Yds TD |
|-----|---------------|-----------------|--------------------------|--------------------------|
| 1.  | Ray Rice      | 9,214           | 1,430-6,180 37           | 369-3,034 6              |
| 2.  | Jamal Lewis   | 9,166           | 1,822-7,801 45           | 160-1,365 2              |
| 3.  | Derrick Mason | 5,778           | 3-1 0                    | 471-5,777 29             |

## RB RECEIVING RECORDS

RB **Ray Rice** is the Ravens' career receiving leader by a RB (369-3,034). In 2013, Rice had 58 catches for 321 yards and posted 50 catches for a fifth-straight year, tying Todd Heap for the second-most such campaigns in team history (Derrick Mason had six seasons).

### RECEIVING YARDS BY A RUNNING BACK (Ravens Single-Game History)

| Rk. | Player        | Game/Date         | Yards | Rec. | Avg. |
|-----|---------------|-------------------|-------|------|------|
| 1.  | Ray Rice      | 10/18/09 at Min.  | 117   | 10   | 11.7 |
| 2.  | Jamal Lewis   | 12/08/02 vs. NO   | 108   | 4    | 27.0 |
| 3.  | Priest Holmes | 10/11/98 vs. Ten. | 98    | 13   | 7.5  |
| 4.  | Ray Rice      | 11/7/10 vs. Mia.  | 97    | 7    | 13.9 |
| 5.  | Earnest Byner | 10/27/96 vs. STL  | 96    | 6    | 16.0 |
| 6.  | Ray Rice      | 11/8/09 at Cin.   | 87    | 8    | 10.9 |
| 7.  | Ray Rice      | 9/25/11 at STL    | 83    | 5    | 16.6 |
| 8.  | Ray Rice      | 12/19/10 vs. NO   | 80    | 5    | 16.0 |
| 9.  | Ray Rice      | 10/11/09 vs. Cin. | 74    | 7    | 10.6 |
| 10. | Bam Morris    | 11/10/96 at Jax.  | 73    | 3    | 24.3 |

## RAVENS ALL-TIME RUSHING

| Rk. | Player         | Att.  | Yards | Avg. | LG  | TD |
|-----|----------------|-------|-------|------|-----|----|
| 1.  | Jamal Lewis    | 1,822 | 7,801 | 4.3  | 82t | 45 |
| 2.  | Ray Rice       | 1,430 | 6,180 | 4.3  | 70t | 37 |
| 3.  | Willis McGahee | 673   | 2,802 | 4.2  | 77t | 31 |

## HUNDREDS ALL AROUND

RB **Ray Rice** has compiled 44 games with at least 100 total yards from scrimmage during his career, including 42 since he became a full-time starter and earned his first Pro Bowl in 2009. Rice's 42 games dating back to '09 rank as the NFL's second most.

### GAMES W/ 100+ TOTAL YARDS FROM SCRIMMAGE (Running Backs / Since 2009)

| Rk. | Player (Team)                     | 100-Yard Games |
|-----|-----------------------------------|----------------|
| 1.  | Adrian Peterson (Min.)            | 44             |
| 2.  | Ray Rice (Bal.)                   | 42             |
| 3.  | Chris Johnson (Ten.)              | 39             |
|     | Matt Forte (Chi.)                 | 39             |
| 5.  | J. Charles (KC) / L. McCoy (Phi.) | 37             |

### RAY RICE'S TOP THREE YARDS FROM SCRIMMAGE (Since Career Began in 2008)

| Rk. | Date/Opp.         | Total<br>Yards | ---Rush---<br>Att-Yds TD | ---Pass---<br>Rec-Yds TD |
|-----|-------------------|----------------|--------------------------|--------------------------|
| 1.  | 12/19/10 vs. NO   | 233            | 31-153 1                 | 5-80 1                   |
| 2.  | 12/13/09 vs. Det. | 219            | 13-166 1                 | 4-53 0                   |
| 3.  | 12/4/11 at Cle.   | 214            | 29-204 1                 | 2-10 0                   |

## TOP RB TARGET

RB **Ray Rice** ranks first in the NFL in catches and second in receiving yards by a RB since 2008, amassing 369 receptions for 3,034 yards. Rice also owns 104 catches for 961 yards on third down during this time, tying Darren Sproles (104 for 1,042) for the most such catches and second-most such yards among NFL RBs.

### NFL RECEPTIONS BY A RB (Since 2008)

1. Ray Rice (Bal.) . . . . . 369
2. Darren Sproles (NO) . . 365
3. Matt Forte (Chi.) . . . 341

### NFL RECEIVING YARDS BY A RB (Since 2008)

1. Darren Sproles (NO) . . 3,340
2. Ray Rice (Bal.) . . . . . 3,034
3. Matt Forte (Chi.) . . . . 2,919

## RICE TRENDS

Since RB **Ray Rice** entered the NFL in 2008, here are Baltimore's records when he hits a certain milestone during a game:

|   |                                       |
|---|---------------------------------------|
| With 100+ rushing yards . . . . . 14-4    | With 100+ scrimmage yards . . . 31-13 |
| With 15+ rushing attempts . . . . . 41-8  | With 150+ scrimmage yards . . . 13-4  |
| With at least 1 rushing TD . . . . . 22-6 | With 175+ scrimmage yards . . . . 6-1 |

## 1,000/700 CLUB

RB **Ray Rice** and Marshall Faulk are the only players in NFL history to post multiple 1,000-yard rushing/700-yard receiving seasons.

### PLAYERS WITH 1,000 RUSHING & 700 RECEIVING YARDS (Single-Season NFL History)

| Player (Year)              | Rushing Yards | Receiving Yards |
|----------------------------|---------------|-----------------|
| Marcus Allen (1984)        | 1,168         | 758             |
| William Andrews (1981)     | 1,301         | 735             |
| Roger Craig (1985)         | 1,050         | 1,016           |
| Marshall Faulk (2001)      | 1,382         | 765             |
| Marshall Faulk (2000)      | 1,359         | 830             |
| Marshall Faulk (1999)      | 1,381         | 1,048           |
| Marshall Faulk (1998)      | 1,319         | 908             |
| Steven Jackson (2006)      | 1,528         | 806             |
| Ray Rice (2011)            | 1,364         | 704             |
| Ray Rice (2009)            | 1,339         | 702             |
| LaDainian Tomlinson (2003) | 1,645         | 725             |
| Brian Westbrook (2007)     | 1,333         | 771             |



# OFFENSIVE PLAYER NOTES

## DEEP THREAT



Third-year WR **Torrey Smith** ranked fifth in the NFL with a 17.4 yards-per-catch average in 2013, posting a career-high 1,128 yards on 65 receptions. Smith's 1,128 yards rank as the second most in Ravens single-season history (Michael Jackson – 1,201 in 1996) and were the NFL's 17th most in 2013.

### NFL AVERAGE YARDS-PER-CATCH LEADERS (2013 Season)

| Rk. | Player              | Rec.      | Yards        | Avg.        | LG        | TD       |
|-----|---------------------|-----------|--------------|-------------|-----------|----------|
| 1.  | Kenny Stills        | 32        | 641          | 20.0        | 76t       | 5        |
| 2.  | Josh Gordon         | 87        | 1,646        | 18.9        | 95t       | 9        |
| 3.  | Riley Cooper        | 47        | 835          | 17.8        | 63t       | 8        |
|     | Calvin Johnson      | 84        | 1,492        | 17.8        | 87        | 12       |
| 5.  | <b>Torrey Smith</b> | <b>65</b> | <b>1,128</b> | <b>17.4</b> | <b>74</b> | <b>4</b> |

## SMITH WAS SCINTILLATING

WR **Torrey Smith** excelled in 2013. With 6 receptions for 121 yards in Week 5 at Miami, Smith became the first Raven since Qadry Ismail in 1999 to post back-to-back 100-yard receiving games. (Ismail had three straight that year.)

- In Week 15 at Detroit, Smith (now 37) moved past Derrick Mason (35) to produce a franchise record in receptions of 25-or-more yards.
- Smith had 13 catches gaining 25-plus yards in 2013, just 1 shy of the franchise single-season record set by WR Michael Jackson (14) in 1996.
- Smith's 1,128 receiving yards in 2013 were the second most in Ravens single-season franchise history (Jackson – 1,201 in 1996).
- Smith, who produced a 17.4-yard receiving average in 2013, pulled in a 42-yard bomb in Week 16 vs. NE, marking his eighth catch of 40-or-more yards in 2013.

## NOTE THE SMITH QUOTE



**Rookie WR Marlon Brown on Smith's leadership:** "If you're having a tough day of practice, everyone is hurting and tired, usually I just look over at Torrey, and I just see how he responds. He responds with a good attitude, so I'm going to get out there and respond with a good attitude. If something is going wrong, or if I need help with something, I go to Torrey before I go to anybody. He's our leader."

## TORREY'S COURAGEOUS NIGHT

WR **Torrey Smith** played in the 2012 Week 3 Sunday night victory over New England after his brother, 19-year-old Tevin Jones, passed away in a motorcycle accident that morning. Smith posted 6 catches for 127 yards and 2 TDs in the come-from-behind win, producing the third 100-yard game of his young career.

## SMITH BIG IN SUPER BOWL RUN

In the 2012 thrilling, double-overtime Divisional Playoff win at Denver (38-35 on 1/12/13), **WR Torrey Smith** caught 59-yard and 32-yard TD passes, helping mark the first game in NFL playoff history that a QB (**Joe Flacco**) threw 2 TDs of 59-plus yards (the other being to **WR Jacoby Jones** on a 70-yarder). In the 2012 postseason, Smith recorded a 21.2 yards-per-catch average, reeling in 11 passes for 233 yards.

## LONG BALL LOVE

WR **Torrey Smith** ranks first in Ravens franchise history in yards-per-catch average, posting a 17.2 mark over the three seasons in which he's caught 164 passes for 2,824 yards and 19 TDs. Dating back to his rookie campaign (2011), his 17.2 average ranks fifth in the NFL.

### NFL AVERAGE YARDS-PER-CATCH LEADERS (Since 2011)

| Rk. | Player              | Rec.       | Yards        | Avg.        | LG         | TD        |
|-----|---------------------|------------|--------------|-------------|------------|-----------|
| 1.  | Josh Gordon         | 137        | 2,451        | 17.9        | 95t        | 14        |
| 2.  | Vincent Jackson     | 210        | 3,714        | 17.7        | 95         | 24        |
| 3.  | Malcom Floyd        | 105        | 1,819        | 17.3        | 52t        | 10        |
|     | Danario Alexander   | 63         | 1,089        | 17.3        | 80t        | 9         |
| 5.  | <b>Torrey Smith</b> | <b>164</b> | <b>2,824</b> | <b>17.2</b> | <b>74t</b> | <b>19</b> |

### MOST RECEIVING YARDS (RAVENS SINGLE-GAME HISTORY)

| Yds. | Player/Game (Catches)                           |
|------|---|
| 258  | Qadry Ismail @ Pit., 12/12/99 (6 rec.)          |
| 198  | Derrick Alexander vs. Pit., 12/1/96 (7 rec.)    |
| 166  | <b>Torrey Smith at Buf., 9/29/13 (5 rec.)</b>   |
| 165  | <b>Torrey Smith vs. Cin., 11/20/11 (6 rec.)</b> |
| 164  | Mark Clayton @ Cin., 11/30/08 (5 rec.)          |
| 152  | <b>Torrey Smith at STL, 9/25/11 (5 rec.)</b>    |

### NFL'S MOST 25+ YARD RECEPTIONS (SINCE 2012)

| Rk. | Player                     | 25+ Yard Catches |
|-----|----------------------------|------------------|
| 1.  | Demaryius Thomas (Den.)    | 35               |
| 2.  | Calvin Johnson (Det.)      | 31               |
| 3.  | Vincent Jackson (SD/TB)    | 28               |
| 4.  | Dez Bryant (Dal.)          | 27               |
| 5.  | <b>Torrey Smith (Bal.)</b> | <b>25</b>        |
|     | Jordy Nelson (GB)          | 25               |

## SMITH NEARS TEAM RECORD

WR **Torrey Smith's** 1,128 receiving yards (on 65 catches) in 2013 rank second in Ravens single-season history. Smith was just shy of the team mark set by Michael Jackson (1,201 on 76 catches) in 1996.

### MOST RECEIVING YARDS (Ravens Single-Season History)

| Yards        | Catches   | Player (Season)            |
|--------------|-----------|----------------------------|
| 1,201        | 76        | Michael Jackson (1996)     |
| <b>1,128</b> | <b>65</b> | <b>Torrey Smith (2013)</b> |
| 1,105        | 68        | Qadry Ismail (1999)        |
| 1,099        | 62        | Derrick Alexander (1996)   |

## IMPRESSIVE SINCE DAY ONE

In 2011's Week 11 game vs. Cin., **WR Torrey Smith** set a Ravens' single-season and single-game record for receiving yards by a rookie, totaling 165 yards on 6 catches (27.5 avg.). In 2011, he had 50 catches for 841 yards and a Ravens' rookie-record 7 TDs.

### Smith Quick Hits:

- Smith's 26-yard TD catch with 8 seconds remaining in 2011's Week 9 at Pit. capped a 92-yard drive and sealed the Ravens' 23-20 win.
- Impressively, 5 of his 7 TD receptions in 2011 covered at least 25 yards (74, 41, 38, 36, 26, 18 and 8 yards), and he averaged a sensational 34.4 yards-per-TD catch.
- Never before has a Ravens' wideout registered dual 150-yard receiving games in a season (165 vs. Cin. and 152 at STL). Smith also posted the Top 2 receiving yards outputs by a rookie in the NFL in 2011.

# DEFENSIVE PLAYER NOTES

## DEFENSIVE PLAYER OF THE YEAR



**OLB Terrell Suggs**, the 2011 Defensive Player of the Year, owns a franchise-record 94.5 sacks. "Sizzle" posted a team-high 10 sacks in 2013, marking his fifth-career double-digit sack campaign. In Week 5 at Miami, he tied a Ravens' record by notching a sack in his fifth-straight contest. (Paul Kruger - 2012 & Adalius Thomas - 2005 & 2006 also each had five-game-sack stretches.)

### RAVENS ALL-TIME SACKS (Career Leaders)

| Rk. | Player (Years)                      | Sacks       |
|-----|-------------------------------------|-------------|
| 1.  | <b>Terrell Suggs (2003-present)</b> | <b>94.5</b> |
| 2.  | Peter Boulware (1997-2005)          | 70.0        |
| 3.  | Michael McCrary (1997-2002)         | 51.0        |
| 4.  | Ray Lewis (1996-2012)               | 41.5        |

### RAVENS ALL-TIME TACKLES (Career Leaders)

| Rk. | Player (Years)                      | Tackles    |
|-----|-------------------------------------|------------|
| 1.  | Ray Lewis (1996-2012)               | 2,643      |
| 2.  | <b>Terrell Suggs (2003-present)</b> | <b>762</b> |
| 3.  | Kelly Gregg (2001-2010)             | 721        |

#### SUGGS' CAREER SACKS (Most vs. a Single Team)

- Cleveland Browns . . . . . 15
- Pittsburgh Steelers. . . . . 14.5
- Cincinnati Bengals . . . . . 7.5
- Miami Dolphins . . . . . 7
- Houston Texans . . . . . 6

**Note:** Including playoffs, Suggs has totaled 19.5 sacks vs. Pittsburgh.

#### RAVENS SACKS LEADERS (Single-Season Records)

- Peter Boulware (2001) . . . . . 15
- Michael McCrary (1998) . . . . . 14.5
- Terrell Suggs (2011) . . . . . 14**
- Trevor Pryce (2006) . . . . . 13
- Terrell Suggs (2003) . . . . . 12**
- Peter Boulware (1997) . . . . . 11.5
- Michael McCrary (1999) . . . . . 11.5

## HOT OFF THE EDGE

Since entering the NFL in 2003, **OLB Terrell Suggs'** 94.5 sacks rank seventh among active players, while his 673 yards lost stand sixth. Suggs had a team-, career- and AFC-high 14 sacks in 2011 and had an impressive 10 QB drops during the 2013 campaign.

### NFL ACTIVE SACKS LEADERS (Since 2003)

| Rk. | Player                      | Sacks       | Yards      |
|-----|-----------------------------|-------------|------------|
| 1.  | Jared Allen (Min.)          | 128.5       | 810.5      |
| 2.  | DeMarcus Ware (Dal.)        | 117         | 747        |
| 3.  | Robert Mathis (Ind.)        | 111         | 777.5      |
| 4.  | Julius Peppers (Chi.)       | 107         | 652.5      |
| 4.  | John Abraham (Ari.)         | 106         | 735.5      |
| 6.  | Dwight Freeney (SD)         | 95          | 696.5      |
| 7.  | <b>Terrell Suggs (Bal.)</b> | <b>94.5</b> | <b>673</b> |
| 8.  | Osi Umenyiora (Atl.)        | 82.5        | 576        |

#### Suggs Quick Hit:

- The Ravens are 55-22 all time when Suggs records at least 1 sack. Baltimore is 14-1 when he tallies 2 or more sacks and 5-0 when he posts 3 sacks.

## SACKS OF "DOOM"



In 2013, the Ravens signed free agent **OLB Elvis Dumervil**, who spent his first seven seasons with Denver. Though he missed the entire 2010 campaign with a pectoral injury, Dumervil has totaled 295 tackles (210 solo), 73 sacks, 19 FFs, 9 FRs, 1 INT and 14 passes defended during his career. In Baltimore's 2013 Week 10 win over Cincinnati, Dumervil led the Ravens with a season-high 3 sacks. He had 9.5 QB drops in 2013, ranking as the Ravens' second most (**OLB Terrell Suggs**, 10). Since entering the NFL in 2006, Dumervil's 73 sacks rank ninth most among active players. His 17 quarterback drops during the 2009 campaign ranked first in the NFL that season.

### NFL ACTIVE SACKS LEADERS (Since 2006)

| Rk. | Player                       | Sacks     | Yards        |
|-----|------------------------------|-----------|--------------|
| 1.  | DeMarcus Ware (Dal.)         | 109       | 700          |
| 2.  | Jared Allen (Min.)           | 108.5     | 698.5        |
| 3.  | Robert Mathis (Ind.)         | 85.5      | 547.5        |
| 4.  | John Abraham (Ari.)          | 80        | 562.5        |
| 5.  | Julius Peppers (Chi.)        | 78.5      | 481          |
| 6.  | Mario Williams (Buf.)        | 76.5      | 449          |
| 7.  | Trent Cole (Phi.)            | 74        | 565          |
| 8.  | Tamba Hali (KC)              | 73.5      | 473.5        |
| 9.  | <b>Elvis Dumervil (Bal.)</b> | <b>73</b> | <b>452.5</b> |

#### NFL SACKS LEADERS (2009 Season)

- Elvis Dumervil. . . . . 17**
- Jared Allen . . . . . 14.5
- Dwight Freeney . . . . . 13.5
- LaMarr Woodley . . . . . 13.5

#### RAVENS SACKS LEADERS (2013 Season)

- Terrell Suggs . . . . . 10
- Elvis Dumervil. . . . . 9.5**
- Daryl Smith . . . . . 5
- Arthur Jones . . . . . 4

## DUAL SACKS FOR DUMERVIL

Though he missed the entire 2010 campaign due to injury (torn pectoral), **OLB Elvis Dumervil's** 22 games with at least 1.5 sacks rank as the NFL's fourth most since his rookie season of 2006.

### MOST MULTIPLE-SACK GAMES (Since 2006)

| Rk. | Player                       | Multiple Sack Games |
|-----|------------------------------|---------------------|
| 1.  | Jared Allen (Min.)           | 30                  |
| 2.  | DeMarcus Ware (Dal.)         | 27                  |
| 3.  | Robert Mathis (Ind.)         | 23                  |
| 4.  | <b>Elvis Dumervil (Bal.)</b> | <b>22</b>           |
| 5.  | Julius Peppers (Chi.)        | 20                  |

## BALTIMORE BOOKENDS

**OLB Terrell Suggs** and **OLB Elvis Dumervil**, who teamed to form one of the NFL's top pass-rushing duos in 2013, have combined to produce 489 QB hurries/knockdowns and 167.5 sacks in their careers. (QB hurries/knockdowns are compiled by STATS.)

### CAREER PASS-RUSHING STATS (Terrell Suggs & Elvis Dumervil)

| Player         | QB Hurries/<br>Knockdowns | Sacks        | Yards          |
|----------------|---------------------------|--------------|----------------|
| Terrell Suggs  | 307.5                     | 94.5         | 673            |
| Elvis Dumervil | 181.5                     | 73           | 452.5          |
| <b>Totals</b>  | <b>489</b>                | <b>167.5</b> | <b>1,125.5</b> |

#### RAVENS FORCED FUMBLES (Career Leaders)

- Terrell Suggs . . . . . 29**
- Ray Lewis . . . . . 20
- Adalius Thomas . . . . . 15

#### RAVENS FUMBLE RECOVERIES (Career Leaders)

- Ray Lewis . . . . . 20
- Terrell Suggs . . . . . 12**
- Ed Reed . . . . . 10

# DEFENSIVE PLAYER NOTES

## D. SMITH STOUT IN THE MIDDLE



Ravens ILB **Daryl Smith**, who signed as a free agent (Jax.) in 2013, was outstanding in his first year as a Raven. Smith, who led the team with 123 tackles, was one of just three NFL defenders to post at least 100 tackles, 5 sacks and 3 INTs. Impressively, his 19 PD rank as a Ravens' record among LBs in a season (Ray Lewis, 13 in 2003) and tied for the NFL's fifth most in 2013. In one of his top games, a Week 15 matchup at Detroit, Smith had 5 stops, 1 INT and 1 sack in the Ravens' 18-16 win.

### NFL PLAYERS W/ AT LEAST 100 TACKLES, 5 SACKS & 3 INTS (2013 Season)

| Player (Team)             | Tackles    | Sacks                | INTs                  | PD                     |
|---------------------------|------------|----------------------|-----------------------|------------------------|
| Lavonte David (TB)        | 143        | 6                    | 5                     | 10                     |
| Carlos Dansby (Ari.)      | 122        | 6.5                  | 4                     | 19                     |
| <b>Daryl Smith (Bal.)</b> | <b>123</b> | <b>5<sup>^</sup></b> | <b>3<sup>*^</sup></b> | <b>19<sup>~^</sup></b> |

\* One returned for a TD    <sup>^</sup> Career high    <sup>~</sup> Ravens LB record

## TANGLED IN THE WEBB



Ravens **CB/RS Lardarius Webb** led the Ravens with 22 passes defended in 2013, a total that ranked second in the NFL (Tennessee's Alterraun Verner had 23). Webb, who missed most of the 2012 campaign with a torn ACL, returned to action in 2013 and helped guide a Ravens' secondary that allowed just 56.9 percent of opponent passes to be completed. That mark stood as the NFL's third-best defensive figure.

### NFL'S MOST PASSES DEFENSED (2013 Season)

| Rk. | Player (Team)                | PD        | INTs     |
|-----|------------------------------|-----------|----------|
| 1.  | Alterraun Verner (Ten.)      | 23        | 5        |
| 2.  | <b>Lardarius Webb (Bal.)</b> | <b>22</b> | <b>2</b> |
| 3.  | Leodis McKelvin (Buf.)       | 21        | 1        |
| 4.  | Joe Haden (Cle.)             | 20        | 4        |

### RAVENS PASSES DEFENSED (2013 Season)

| Rk. | Player                          | PD        |
|-----|---------------------------------|-----------|
| 1.  | <b>Lardarius Webb</b> . . . . . | <b>22</b> |
| 2.  | Daryl Smith . . . . .           | 19*       |
| 3.  | Jimmy Smith . . . . .           | 16        |
| 4.  | Corey Graham . . . . .          | 12        |
| 5.  | James Ihedigbo . . . . .        | 11        |

\* Ravens LB Record

### OPPONENT COMPLETION PCT. (2013 Season)

| Rk. | Team                          | Cmp. %      |
|-----|-------------------------------|-------------|
| 1.  | Buffalo Bills . . . . .       | 55.3        |
| 2.  | Kansas City Chiefs . . .      | 56.4        |
| 3.  | <b>Baltimore Ravens</b> . . . | <b>56.9</b> |
| 4.  | New England Patriots . .      | 57.0        |
| 5.  | Pittsburgh Steelers . . .     | 57.8        |

## J. SMITH JAMMIN'



Ravens **CB Jimmy Smith**, the team's 2011 first-round draft pick (27th overall), was outstanding in 2013. Smith totaled 16 passes defended (third most on the team), adding 2 INTs, 2 forced fumbles and 58 total tackles in his first season as a regular starter. In the season's final 15 games, the Ravens allowed just 18 passing TDs, tied (New Orleans) for the NFL's sixth fewest. Baltimore also yielded 215.7 net passing yards a game during this span, the NFL's eighth-best mark.

## THE DOMINANT DT



One of the NFL's most disruptive forces, **DT Haloti Ngata** was named to his fifth Pro Bowl in 2013. Perhaps the NFL's most athletic defensive tackle, Ngata stops the run (497 career tackles), rushes the passer (23.5 career sacks) and can even drop into coverage (3 career INTs).

Baltimore has a history of strong run defense, and with Ngata's help since 2006, has been consistently sturdy on the ground.

### RAVENS RUSHING DEFENSE RANKINGS (Past Eight Seasons/Since Ngata Entered NFL)

| Year | Yards Per Game Allowed |      | Avg. Per Play Allowed |      |
|------|------------------------|------|-----------------------|------|
|      | Total                  | Rank | Total                 | Rank |
| 2013 | 105.4                  | 11th | 3.8                   | 5th  |
| 2012 | 122.8                  | 20th | 4.0                   | 8th  |
| 2011 | 92.6                   | 2nd  | 3.5                   | 2nd  |
| 2010 | 93.9                   | 5th  | 3.9                   | 8th  |
| 2009 | 93.3                   | 5th  | 3.4                   | 1st  |
| 2008 | 81.4                   | 3rd  | 3.6                   | 5th  |
| 2007 | 79.3                   | 2nd  | 2.8                   | 1st  |
| 2006 | 75.9                   | 2nd  | 3.3                   | 2nd  |

## "NGATA" ON US

Dating back to 2006, when **DT Haloti Ngata** entered the NFL, the Ravens have allowed the NFL's fewest rushing TDs (63) and the NFL's third-fewest rushing yards per game (93.1 ypg).

### RUSHING TOUCHDOWNS (Fewest Allowed Since 2006)

1. Baltimore . . . . . **63**
2. Pittsburgh . . . . . 68
3. Minnesota . . . . . 75

### RUSHING YARDS PER GAME (Fewest Allowed Since 2006)

1. Pittsburgh . . . . . 89.6
2. Minnesota . . . . . 90.6
3. Baltimore . . . . . **93.1**

## D-TACKLE DOMINANCE

**DT Haloti Ngata** has 11.5 sacks dating back to 2011, also racking up 167 tackles (tied for third among NFL DTs) and posting 9 PD, which tie (Ndamukong Suh) for fifth most among NFL DTs during this span. In 2013, Ngata registered 53 total tackles, 1.5 sacks and 3 PD.

### MOST TACKLES BY NFL DTs (Since 2011)

1. Justin Smith (SF) . . . . . 173
2. Domata Peko (Cin.) . . . 171
3. **Haloti Ngata (Bal.)** . . . **167**
- Linval Joseph (NYG) . . . 167
5. Jurrell Casey (Ten.) . . . 161



### Ngata Quick Hit:

- Dating back to 2011, Ngata is the only NFL DT who has posted at least 160 tackles (167), 10 sacks (11.5) and 5 PD (9).
- Ngata ranks ninth on the Ravens' all-time tackles chart (497).

## RUSH "D" NUMBER TO RAVE ABOUT

**7**

Rushing TDs the Ravens allowed in 2013, ranking as the NFL's fifth fewest. Baltimore also allowed just 79 rushing first downs (the NFL's seventh fewest).



# SPECIAL TEAMS PLAYER NOTES

## JACOBY'S JAUNTS



Two seasons ago (in 2012), Pro Bowler **WR/RS Jacoby Jones** posted 2 KOR-TDs (108 yards and 105 yards) and was the NFL's only player with dual KOR-TDs. He also became the first Raven to ever have multiple KOR-TDs in a single season *and* a career. (Jones now has 3 regular season KOR-TDs and 1 playoff KOR-TD as a Raven.) With a 29.8 career return mark in Baltimore, Jones is the Ravens' all-time leader in KOR average (listed below).

### RAVENS CAREER KICKOFF RETURN AVERAGE (Franchise History)

| Rk. | Player (Years)           | KOR | Yards | Avg. | Long | TD |
|-----|--------------------------|-----|-------|------|------|----|
| 1.  | Jacoby Jones (2012-13)   | 69  | 2,059 | 29.8 | 108t | 3  |
| 2.  | Corey Harris (1998-2001) | 123 | 2,950 | 24.0 | 95t  | 1  |
| 3.  | Yamon Figurs (2007-08)   | 75  | 1,746 | 23.3 | 94t  | 1  |

#### NFL Record Note:

• In 2012, Jones became the only player in NFL history to record dual KOR-TDs of at least 105 yards in a career (108- & 105-yarders). Minnesota's Cordarrelle Patterson has since joined him, doing so in 2013 (105- & 109-yarders).

## PRIME PUNT RETURNER

Since entering the NFL in 2007, **WR/RS Jacoby Jones** has registered the NFL's second-most PR yards (2,398 on 235 returns). Jones has returned 4 punts for TDs during this time, including a 63-yarder in 2012's Week 11 win at Pit. He also owns 8 punt returns of 50-or-more yards, including three 70-plus-yarders that produced TDs.

### NFL PUNT RETURN YARDS (Since 2007)

| Rk. | Player       | PR  | Yards | Avg. | Long | TD |
|-----|--------------|-----|-------|------|------|----|
| 1.  | Devin Hester | 217 | 2,641 | 12.2 | 89t  | 10 |
| 2.  | Jacoby Jones | 235 | 2,398 | 10.2 | 79t  | 4  |
| 3.  | Josh Cribbs  | 196 | 2,194 | 11.2 | 84t  | 3  |

## DOSS STEPS UP



Splitting time with **WR/RS Jacoby Jones** as the Ravens' punt returner, **WR/RS Tandon Doss** was spectacular when called to action in 2013. In the Week 3 win over Houston, Doss posted an 82-yard PR-TD, which is the fifth longest in team history. On 23 PRs in 2013, he tallied a 15.6 average, which ranked first in the NFL.

### NFL PUNT RETURN AVERAGE (2013 Season)

| Rk. | Player                | PR | Yards | Avg. | Long | TD |
|-----|-----------------------|----|-------|------|------|----|
| 1.  | Tandon Doss (Bal.)    | 23 | 359   | 15.6 | 82t  | 1  |
| 2.  | Marcus Sherels (Min.) | 22 | 335   | 15.2 | 86t  | 1  |
| 3.  | Dwayne Harris (Dal.)  | 20 | 256   | 12.8 | 86t  | 1  |
|     | Antonio Brown (Pit.)  | 32 | 409   | 12.8 | 67t  | 1  |

## A DIFFERENCE-MAKER

• In 2013's Week 14 thrilling win over Minnesota, **WR/RS Jacoby Jones** ripped off his fourth-career KOR-TD and his third as a Raven when he sped 77 yards to help give the Ravens a 22-19 lead with 1:16 remaining in the game.

• Including playoffs, Jones has 5-career KOR-TDs (4 in two seasons as a Raven, with one memorable highlight being his 108-yard Super Bowl XLVII return in New Orleans).

• Jones returned 14 kickoffs for 442 yards and 1 TD over the 2013 season's final five games, sporting a 31.6-yard average.

### NFL KICKOFF RETURN AVG. (Since 2012 / Min. 30 Ret.)

|    |                             |      |
|----|-----------------------------|------|
| 1. | Cordarrelle Patterson . . . | 32.4 |
| 2. | Quintin Demps . . . . .     | 30.1 |
| 3. | Jacoby Jones . . . . .      | 29.8 |

### COMBINED KICK RETURN TDS (Since 2012)

|    |                            |                 |
|----|----------------------------|-----------------|
| 1. | Jacoby Jones . . . . .     | 4 (3 KOR, 1 PR) |
|    | Trindon Holliday . . . . . | 4 (2 KOR, 2 PR) |
| 3. | Darius Reynaud . . . . .   | 3 (2 PR, 1 KOR) |

## LEAGUE'S LONGEST

In the 2012 Week 6 victory vs. Dallas, **WR/RS Jacoby Jones** posted a then-NFL-record 108-yard KOR-TD, tying Ellis Hobbs and Randall Cobb for the then-longest in NFL history.

### LONGEST KICKOFF RETURNS / NFL HISTORY

| Rk. | Player                       | KOR Long | Game/Date         |
|-----|------------------------------|----------|-------------------|
| 1.  | Cordarrelle Patterson (Min.) | 109t     | 10/27/13 vs. GB   |
| 2.  | Jacoby Jones (Bal.)          | 108t     | 10/14/12 vs. Dal. |
|     | Knile Davis (KC)             | 108t     | 12/1/13 vs. Den.  |
|     | Randall Cobb (GB)            | 108t     | 9/8/11 vs. NO     |
|     | Ellis Hobbs (NE)             | 108t     | 9/9/07 at NYJ     |

## JONES ELECTRIFIES

**WR/RS Jacoby Jones** ranked first in the NFL with a 30.7 KOR average and had three combined kick return TDs (2 KOR & 1 PR) in the Ravens' 2012 Super Bowl-winning season. Not only is Jones the first Raven to ever tally 3 total kick return TDs in a season, but he's just one of six NFL players since 2008 to score a PR, KOR and receiving TD in a single campaign.

### KICKOFF RETURN AVG. (2012 Season)

|    |                           |      |
|----|---------------------------|------|
| 1. | Jacoby Jones . . . . .    | 30.7 |
| 2. | Leon Washington . . . . . | 29.0 |
| 3. | Joe McKnight . . . . .    | 27.5 |
| 4. | Josh Cribbs . . . . .     | 27.4 |
|    | Marcus Thigpen . . . . .  | 27.4 |

### COMBINED KICK RETURN TDS (2012 Season)

|    |                            |                 |
|----|----------------------------|-----------------|
| 1. | Jacoby Jones . . . . .     | 3 (2 KOR, 1 PR) |
|    | Darius Reynaud . . . . .   | 3 (2 PR, 1 KOR) |
| 3. | Trindon Holliday . . . . . | 2 (1 KOR, 1 PR) |
|    | Leodis McKelvin . . . . .  | 2 (both PR)     |
|    | Michael Spurlock . . . . . | 2 (1 PR, 1 KOR) |
|    | Marcus Thigpen . . . . .   | 2 (1 KOR, 1 PR) |

### PLAYERS W/ KOR, PR & REC. TOUCHDOWNS IN A SEASON (Since 2008)

| Player                | Season | KR-TD | PR-TD | Rec. TD |
|-----------------------|--------|-------|-------|---------|
| Jeremy Ross (Det.)    | 2013   | 1     | 1     | 1       |
| Jacoby Jones (Bal.)   | 2012   | 2     | 1     | 1       |
| Michael Spurlock (SD) | 2012   | 1     | 1     | 1       |
| Randall Cobb (GB)     | 2011   | 1     | 1     | 1       |
| Devin Hester (Chi.)   | 2011   | 1     | 2     | 1       |

## SPECIAL TEAMS UNIT RECEIVES HIGH MARK... AGAIN

In 2013, senior NFL writer Rick Gosselin of *The Dallas Morning News* ranked the Ravens' special teams unit No. 5 in the league in his annual comprehensive ratings system that is based on 22 categories, assigning points according to each standing — 1 for best, 32 for worst. In 2012, Gosselin ranked the Ravens' unit No. 2 in the NFL, just behind the Vikings, who finished first.

# SPECIAL TEAMS / OFFENSIVE PLAYER NOTES

## SOARING WITH SAM



**P Sam Koch**, a 2010 Pro Bowl alternate, owns a 44.8 career gross average and 38.6 career net average, both marks that rank first in Ravens history. In 2012, Koch posted a career-high and Ravens franchise-record 47.1-yard gross average and a 40.8-yard net average, shattering his previous personal bests.

### CAREER GROSS PUNTING AVG. (Ravens History)

| Rk. | Player          | Avg. |
|-----|-----------------|------|
| 1.  | Sam Koch        | 44.8 |
| 2.  | Greg Montgomery | 43.2 |
| 3.  | Dave Zastudil   | 41.6 |

### CAREER NET PUNTING AVG. (Ravens History)

| Rk. | Player          | Avg. |
|-----|-----------------|------|
| 1.  | Sam Koch        | 38.6 |
| 2.  | Greg Montgomery | 37.2 |
| 3.  | Kyle Richardson | 35.4 |

## PINNING 'EM DEEP

**P Sam Koch** is the Ravens' all-time leader in punts inside the 20 (currently has 225 during his career). In 2010, he posted a career-high 39 boots inside the 20, which were the NFL's second most and tied for sixth best all time in league history.

### PUNTS INSIDE THE 20 (Ravens History)

| Rk. | Player          | In 20 |
|-----|-----------------|-------|
| 1.  | Sam Koch        | 225   |
| 2.  | Kyle Richardson | 128   |
| 3.  | Dave Zastudil   | 89    |

### PUNTS INSIDE THE 20 (2010 NFL Season)

| Rk. | Player            | In 20 |
|-----|-------------------|-------|
| 1.  | Steve Weatherford | 42    |
| 2.  | Sam Koch          | 39    |
| 3.  | Andy Lee          | 34    |

#### Koch Quick Hits:

- In 2010, Koch (39) tied (Kyle Richardson, 1999) for the most single-season punts inside the 20 in Ravens history.

## KOCH AMONG THE BEST

Since entering the NFL in 2006, **P Sam Koch's** 225 punts inside the 20 rank third in the league.

### NFL PUNTS INSIDE THE 20 (Since 2006)

| Rk. | Player               | In 20 |
|-----|----------------------|-------|
| 1.  | Dustin Colquitt (KC) | 258   |
| 2.  | Andy Lee (SF)        | 232   |
| 3.  | Sam Koch (Bal.)      | 225   |

## SAMS SCORES

In the 2012 Week 10 win over Oakland, **P Sam Koch** scored his first-career TD on a fake FG in the third quarter, scampering 7 yards for the score. The Ravens would total a franchise-record 55 points that day, beating the Raiders 55-20.

## SAM'S SINGLE-GAME HIGHS

| RAVENS GROSS AVERAGE (Single-Game History) |      |                   | RAVENS NET AVERAGE (Single-Game History) |      |                   |
|--|------|-------------------|--|------|-------------------|
| Player                                     | Avg. | Game              | Player                                   | Avg. | Game              |
| Sam Koch                                   | 54.7 | 12/8/13 vs. Min.  | Sam Koch                                 | 52.5 | 11/11/12 vs. Oak. |
| Sam Koch                                   | 53.0 | 12/22/13 vs. NE   | Sam Koch                                 | 48.8 | 12/2/12 vs. Pit.  |
| Sam Koch                                   | 52.5 | 11/11/12 vs. Oak. | Sam Koch                                 | 48.8 | 10/21/12 at Hou.  |
| Dave Zastudil                              | 52.5 | 9/30/02 vs. Den.  | Sam Koch                                 | 46.6 | 12/20/08 vs. Dal. |
| Sam Koch                                   | 52.2 | 10/24/11 at Jax.  | Sam Koch                                 | 46.0 | 9/7/08 vs. Cin.   |

## HERE'S WHAT BROWN DOES



Rookie **WR Marlon Brown**, an undrafted free agent, had 7 TD catches in 2013, tying **WR Torrey Smith** (7 in 2011) for the franchise rookie record and the most (tied with Detroit TE Joseph Fauria) among all NFL RFAs in 2013. In Week 14 vs. Minnesota, Brown led the Ravens by setting career highs in catches (7) and receiving yards (92), winning Pepsi Next Rookie of the Week honors. Brown scored the dramatic game-winning TD (9 yards) for Baltimore with 4 seconds remaining in the contest.

### MOST TOUCHDOWNS (All-Time Ravens Rookies)

| Rk. | Player (Year)       | TD |
|-----|---------------------|----|
| 1.  | Marlon Brown (2013) | 7  |
|     | Torrey Smith (2011) | 7  |
| 3.  | Jamal Lewis (2000)  | 6  |

### MOST TOUCHDOWNS (2013 NFL Undrafted Rookies)

| Rk. | Player (Team)        | TD |
|-----|----------------------|----|
| 1.  | Marlon Brown (Bal.)  | 7  |
|     | Joseph Fauria (Det.) | 7  |
| 3.  | Tim Wright (TB)      | 5  |

## RAVING ABOUT THE ROOKIE

In 2013, rookie free agent **WR Marlon Brown** (49 catches for 524 yards) produced the second-most catches by a rookie in Ravens history (WR Torrey Smith had 50 in 2011). Brown's 524 receiving yards also rank as the second most by a rookie in club history (Smith is first with 841) and were seventh among all NFL rookies during the 2013 campaign.

### NFL ROOKIE RECEIVING YARDS LEADERS (2013 Season)

| Rk. | Player                   | Rec. | Yards | Avg. | LG  | TD |
|-----|--------------------------|------|-------|------|-----|----|
| 1.  | Keenan Allen (SD)        | 71   | 1,046 | 14.7 | 43t | 8  |
| 2.  | DeAndre Hopkins (Hou.)   | 52   | 802   | 15.4 | 66  | 2  |
| 3.  | Terrance Williams (Dal.) | 44   | 736   | 16.7 | 82t | 5  |
| 4.  | Kenny Stills (NO)        | 32   | 641   | 20.0 | 76t | 5  |
| 5.  | Robert Woods (Buf.)      | 40   | 587   | 14.7 | 57  | 3  |
| 6.  | Tim Wright (TB)          | 54   | 571   | 10.6 | 36  | 5  |
| 7.  | Marlon Brown (Bal.)      | 49   | 524   | 10.7 | 59  | 7  |

## CLARK CLIMBING THE CHARTS



**TE Dallas Clark**, who joined the Ravens as a free agent in 2013, ranked fourth on the team with 343 receiving yards, while his 31 catches stood fifth. In Week 11 at Chicago, Clark, one of the NFL's all-time great tight ends, became the ninth TE in league history to post 500 career catches.

### NFL ALL-TIME RECEIVING LEADERS / TIGHT ENDS (NFL History)

#### RECEPTIONS

|    |                |       |
|----|----------------|-------|
| 1. | Tony Gonzalez  | 1,325 |
| 2. | Jason Witten   | 879   |
| 3. | Shannon Sharpe | 815   |
| 4. | Antonio Gates  | 719   |
| 5. | Ozzie Newsome  | 662   |
| 6. | Jeremy Shockey | 547   |
| 7. | Kellen Winslow | 541   |
| 8. | Dallas Clark   | 505   |
|    | Frank Wycheck  | 505   |

#### TOUCHDOWN RECEPTIONS

|    |                |     |
|----|----------------|-----|
| 1. | Tony Gonzalez  | 111 |
| 2. | Antonio Gates  | 87  |
| 3. | Shannon Sharpe | 62  |
| 4. | Jerry Smith    | 60  |
| 5. | Wesley Walls   | 54  |
| 6. | Dallas Clark   | 53  |
|    | Vernon Davis   | 53  |

#### MOST RECEPTIONS BY A TE (NFL Single-Season Records)

|    |                      |     |
|----|----------------------|-----|
| 1. | Jason Witten (2012)  | 110 |
| 2. | Tony Gonzalez (2004) | 102 |
| 3. | Dallas Clark (2009)  | 100 |

- Clark's 5,665 career receiving yards rank 15th on the NFL's all-time list by a TE.

# SPECIAL TEAMS PLAYER NOTES

## JUST FOR KICKS



In 2013, **K Justin Tucker** earned his first Pro Bowl honor by setting team records in FGs made (38) and FGs attempted (41), with both figures tying (Stephen Gostkowski) for the NFL's most. Tucker had a franchise-record 140 points (tied for sixth in NFL), while his 6 FGs of 50+ yards tied (several players) for the NFL's most.

- In addition to his Pro Bowl honor, Tucker was named Special Teams Player of the Month (November) and AFC Special Teams Player of the Week three times.
- Tucker made 33-straight FGs at one point during the 2013 season, ranking as the NFL's fourth-longest streak of all time.
- His 6 FGs made on 12/16 at Detroit set a team record and were a single-game NFL high in 2013. Against the Lions, he became the first NFL kicker ever to connect from the 20-, 30-, 40-, 50- and 60-yard range in a game.
- Tucker kicked 3 game-winning FGs in 2013, including a franchise-record 61-yarder at Detroit. (He now has 6-career game-winners.)
- He is now 24-of-26 during his career when the Ravens are losing a game, and he's 16-of-17 when Baltimore is down by 7 points or less. The Pro Bowler is 12-of-13 in the last 2 minutes of a game during his career, and he's 22-of-24 in the fourth quarter.

### JUSTIN TUCKER FIELD GOALS / CAREER STATS

| Year          | 1-19       | 20-29        | 30-39        | 40-49        | 50+          | Total        | Pct.        | LG        | PAT          | Pts        |
|---------------|------------|--------------|--------------|--------------|--------------|--------------|-------------|-----------|--------------|------------|
| 2012          | 0-0        | 8-8          | 8-8          | 10-13        | 4-4          | 30-33        | 90.9        | 56        | 42-42        | 132        |
| 2013          | 0-0        | 10-10        | 12-13        | 10-11        | 6-7          | 38-41        | 92.7        | 61        | 26-26        | 140        |
| <b>Totals</b> | <b>0-0</b> | <b>18-18</b> | <b>20-21</b> | <b>20-24</b> | <b>10-11</b> | <b>68-74</b> | <b>91.9</b> | <b>61</b> | <b>68-68</b> | <b>272</b> |

## TOUCHBACK TIME

### MOST KICKOFF TOUCHBACKS / SINCE 2012

| Rk. | Player               | KO         | TB        | Pct.        | Yds.          | Avg.        | Ret.      |
|-----|----------------------|------------|-----------|-------------|---------------|-------------|-----------|
| 1.  | Matt Prater          | 210        | 146       | 69.5        | 13,675        | 65.1        | 64        |
| 2.  | Stephen Gostkowski   | 208        | 117       | 56.3        | 13,588        | 65.3        | 91        |
| 3.  | Michael Koenen       | 150        | 99        | 66.0        | 10,006        | 66.7        | 51        |
| 4.  | Thomas Morstead      | 173        | 97        | 56.1        | 11,429        | 66.1        | 75        |
| 5.  | Blair Walsh          | 168        | 96        | 57.1        | 11,233        | 66.9        | 71        |
| 6.  | Matt Bosher          | 166        | 95        | 57.2        | 10,951        | 66.0        | 71        |
| 7.  | <b>Justin Tucker</b> | <b>166</b> | <b>91</b> | <b>54.8</b> | <b>11,087</b> | <b>66.8</b> | <b>74</b> |

## TUCKER'S NFL NUMBERS

**6**

### Career game-winning FGs by K Justin Tucker:

- 2013: Week 15 at Det., 61-yarder
- 2013: Week 10 vs. Cin., 46-yarder in OT
- 2013: Week 5 at Mia., 44-yarder
- 2012: Div. Playoff at Den., 47-yarder in 2OT
- 2012: Week 12 at SD, 38-yarder in OT
- 2012: Week 3 vs. NE, 27-yarder

**33**

Consecutive FGs Tucker made before finally missing in 2013's Week 16 matchup vs. NE. Tucker's stretch was the fourth-longest streak in NFL history and the longest in the league since former Ravens K Matt Stover hit 36-straight boots from 2005-06.

## 50, 51, 51, 51, 52, 53, 53, 54, 56, 61

10-career 50-plus-yard FGs by Tucker (on 11 attempts). Tucker has had three games where he's connected on dual 50+ FGs (Week 2 at Phi. & Week 7 at Hou. in 2012, and Week 15 at Det. in 2013).

## OVERHEARD ABOUT TUCK

### Former Ravens kicker and Ring of Honor inductee Matt Stover on K Justin Tucker:

"He's got good, high character, and that's very important. But more than anything, when you look at what he's able to do, he is just going to learn and continue to learn. He's not one of those guys that thinks he has it all figured it out, and that's the key. You never want someone to be content or to be fine staying status quo. You want someone who wants to get better, and I know he wants to do that."

### ESPN.com's Kevin Seifert on K Justin Tucker:

"It helps that Tucker is a delightfully even-keeled personality who felt compelled, first and foremost, to joke Monday night (12/16/13 at Detroit) about his impact on fantasy football playoffs. He doesn't appear to be a person easily affected by pressure."

## TUCKER STOUT IN FIRST TWO SEASONS

### BEST CAREER FIELD GOAL PERCENTAGE (Active Kickers / Min. 60 Att.)

| Rk. | Player (Team)               | FGM-FGA      | Pct.        |
|-----|-----------------------------|--------------|-------------|
| 1.  | <b>Justin Tucker (Bal.)</b> | <b>68-74</b> | <b>91.9</b> |
| 2.  | Dan Bailey (Dal.)           | 89-98        | 90.8        |
| 3.  | Blair Walsh (Min.)          | 61-68        | 89.7        |
| 4.  | Alex Henery (Phi.)          | 74-86        | 86.0        |

### MOST NFL POINTS (Since 2012)

| Rk. | Player (Team)               | Points     |
|-----|-----------------------------|------------|
| 1.  | Stephen Gostkowski (NE)     | 311        |
| 2.  | Matt Prater (Den.)          | 283        |
| 3.  | <b>Justin Tucker (Bal.)</b> | <b>272</b> |
| 4.  | Blair Walsh (Min.)          | 262        |

### CONSECUTIVE FIELD GOALS MADE (All-Time NFL Streaks)

| Rk. | Kicker (Years)              | FGs Made  |
|-----|-----------------------------|-----------|
| 1.  | Mike Vanderjagt (2002-04)   | 42        |
| 2.  | Gary Anderson (1997-98)     | 40        |
| 3.  | Matt Stover (2005-06)       | 36        |
| 4.  | <b>Justin Tucker (2013)</b> | <b>33</b> |

## TUCK'S SUPERB ROOKIE SEASON

### BEST NFL FIELD GOAL PERCENTAGE (2012 Season)

| Rk. | Player (Team)               | FGM-FGA      | Pct.        |
|-----|-----------------------------|--------------|-------------|
| 1.  | Kai Forbath (Was.)          | 17-18        | 94.4        |
| 2.  | Dan Bailey (Dal.)           | 29-31        | 93.5        |
|     | Phil Dawson (Cle.)          | 29-31        | 93.5        |
| 4.  | Blair Walsh (Min.)          | 35-38        | 92.1        |
| 5.  | S. Janikowski (Oak.)        | 31-34        | 91.2        |
| 6.  | <b>Justin Tucker (Bal.)</b> | <b>30-33</b> | <b>90.9</b> |

### BEST FIELD GOAL PERCENTAGE / ROOKIES (NFL History)

| Rk. | Player (Year)               | FGM-FGA      | Pct.        |
|-----|-----------------------------|--------------|-------------|
| 1.  | Blair Walsh (2012)          | 35-38        | 92.1        |
| 2.  | <b>Justin Tucker (2012)</b> | <b>30-33</b> | <b>90.9</b> |
| 3.  | Alex Henery (2011)          | 24-27        | 88.9        |
| 4.  | Dan Bailey (2011)           | 32-37        | 86.5        |
| 5.  | Ryan Succop (2009)          | 25-29        | 86.2        |
|     | Kris Brown (1999)           | 25-29        | 86.2        |

### BEST FIELD GOAL PERCENTAGE (Ravens Single-Season History)

| Rk. | Player (Year)               | FGM-FGA      | Pct.        |
|-----|-----------------------------|--------------|-------------|
| 1.  | Matt Stover (2006)          | 28-30        | 93.3        |
| 2.  | <b>Justin Tucker (2013)</b> | <b>38-41</b> | <b>92.7</b> |
| 3.  | <b>Justin Tucker (2012)</b> | <b>30-33</b> | <b>90.9</b> |
| 4.  | Matt Stover (2004)          | 29-32        | 90.6        |
| 5.  | Matt Stover (2000)          | 35-39        | 89.7        |
|     | Billy Cundiff (2010)        | 26-29        | 89.7        |



# QUOTH THE RAVENS

BALTIMORE



FOOTBALL

“The thing I love about our football team is that we are a team of faith. We believe. We trust. Because of that, we’ll fight. We will run the race right down to the end. That’s something that our football team does. I’m very proud of them for that.”

- John Harbaugh on overcoming adversity and battling back

## TEAM QUOTES

### **Head coach John Harbaugh on the Ravens’ motivation heading into the 2014 offseason:**

“I know one thing: Our players are more motivated than ever. So, it’s a different problem than last year, that’s for sure. I had a chance to text some guys and talk to some guys over the weekends when [playoff] games were being played. Our guys weren’t real happy about not playing. I like that. I like the fact that they’re not pleased with sitting home at watching. So, we should come back more highly-motivated than ever. Like [owner] Steve [Bisciotti] talked about, we’ve had probably more gut-wrenching losses in the playoffs than we had this year. But, we were in the playoffs. It’s just not acceptable, and I like the fact that [our players] are not happy about it.”

### **Owner Steve Bisciotti reflecting on the Ravens’ 2013 season:**

“I think your heart wants to react quickly [to not making the playoffs]. I think your head, if you are a wise businessman, you take time, and you listen to a lot of people, and you contemplate a lot of different things. But, failure is part of success. We’re all very disappointed here, as disappointed, obviously, as our fans are – more so. I’m comfortable with where we are; I’m comfortable where we’re headed.”

### **BaltimoreRavens.com’s John Eisenberg on the 2013 Ravens:**

“In the sweeping theatrical production that is the NFL, every team plays a certain character, fills a role. There are royals. There are peasants. There are court jesters. There are dashing young men destined to break your heart. There are radicals, over-the-hill knights, honorable soldiers and Rex Ryan’s team. (See if you can match those archetypes with teams. It’s fun.) Who are the Ravens? I see them as the savvy gladiator, calm in conflict, knowing what it takes to prevail – a role they have almost perfected.”

### **The Baltimore Sun’s Childs Walker on the Ravens:**

“I’ve said from early in the season that resilience has been the overlooked trump card for the Ravens in the era of John Harbaugh and Joe Flacco. No matter how helpless they look in stretches, no matter how painful a loss they suffer, they never quit on games, and they never quit on seasons.”

### **Ravens WR Torrey Smith on the Ravens’ mentality:**

“No one throws in the towel. No one doubts for a second that we aren’t going to get it done no matter what the situation is.”

### **OLB Terrell Suggs on the Ravens’ mentality:**

“We are pretty much battle-tested against anything a team can throw against us. We just keep trucking along. This team is very tough and very mentally strong.”

### **RB Ray Rice on the longstanding mentality of the Ravens:**

“We’ve always been underdogs. There’s something about the Ravens, something about us [that] we’ve always been underdogs. I don’t think it’s something that our guys read into. I think we’ve embraced

being the villain at times. We don’t mind going into the game saying that we’re the underdog. We don’t mind that kind of stuff, because when you overcome it, [you gain confidence]. We were never the perfect football team. We won a Super Bowl last year, but we were never the perfect football team. We just found ways to win games, and that’s the kind of football team we are.”

### **CBSSports.com’s Jason La Canfora on the Ravens’ reputation:**

“They are first-class from the owner on down. People want to work for them, and players want to play for them. They are an elite franchise in every sense of the word in any way you want to evaluate it.”

### **DE Chris Canty on the Ravens’ work ethic:**

“This is the hardest-working team I have been around. And, the speed and tempo of our practices have us ready for games. The work pays off. The way we practice makes us feel uncomfortable at times, but that’s what happens in games. Games aren’t scripted. Coach [Harbaugh] wants us to be battle-hardened. He wants a tough-minded team. The kind of rigorous work we do produces that kind of team. Now that I’m a Raven, I see why it works.”

## PERSONNEL QUOTES

### **Giants GM Jerry Reese on Ravens GM Ozzie Newsome:**

“Really, Ozzie is an ambassador for the NFL, period. I think about three ‘C’s’ when I think about Ozzie: classy, consistency and championships. That’s what I think about. We’re all chasing Ozzie Newsome, man. He doesn’t talk about it, but go in his office, he’s got skins on the wall. He doesn’t have to talk about it. His resume says it all for him.”

### **Former NBC analyst Scott Pioli on the Ravens and their leadership:**

“If you’re smart and humble, you realize that you have to work harder than you did the year before. I think it takes a great deal of humility throughout the organization, and that’s why they have a chance. The leadership group in terms of Steve [Bisciotti], Ozzie [Newsome] and John [Harbaugh], they are all strong men with tremendous humility. They don’t think they have it all figured out.”

### **NFL.com’s Albert Breer on the Ravens’ front office:**

“Ozzie Newsome has headed up personnel for 18 years, the last 12 as GM, and he retains final say over all personnel matters, including the 53-man roster. But this behemoth is built on the strength of more than just one guy. Pat Moriarty, Eric DeCosta, Vince Newsome and George Kokinis were all part of the original Ravens staff with Ozzie in 1996, and Joe Hortiz came aboard in 1998. In few other places does that kind of continuity exist, and the benefit is a tried-and-true system that is inclusive across the board.”

### **Fox Sports analyst Brian Billick on his respect for Ravens general manager & executive vice president Ozzie Newsome:**

“When you can look to a leader who’s in the Hall of Fame and has two rings that he won with two different coaches and two different quarterbacks, whatever he thinks it takes, you can’t question.”

# QUOTH THE RAVENS

## **The NFL Network's Mike Mayock on what makes Baltimore one of the best drafting teams in the NFL:**

"I think Baltimore, historically, has been one of the best and most consistent drafting teams out there, and it starts with Ozzie Newsome and his philosophy, and it extends to Eric [DeCosta] and his staff. I think they are one of the best staffs that I've seen in this league, and part of the reason is they have been together for so long. That's the first piece. I think there's a lot of talent on the personnel side led by Ozzie."

## **Senior Bowl exec. director and former Ravens personnel executive Phil Savage on Baltimore's success with undrafted free agents:**

"The reason they've been successful is they work at it, and they have a history and a tradition. Really from the moment we got to Baltimore, we put a lot of emphasis on college free agents. I think the Ravens have always approached it like it's the eighth round of the draft, and their scouts take great pride in unearthing a player or two. If you can get one of those players on your team, the impact of it on the salary cap is really significant."

## **Assistant GM Eric DeCosta on the Ravens' scouting process and signing of undrafted free agents:**

"I don't want to compare it to Coke's secret recipe, but we compare it to Coke's secret recipe. We try to treat the process as one of the most competitive things that we do all year. Besides the games [themselves], undrafted free agency is when you're competing against the other 31 teams for a very small amount of players with a very small amount of money. ... For us, it's critically important."

## **JOHN HARBAUGH QUOTES**

### **CB Lardarius Webb on why he admires John Harbaugh:**

"If I ever become a coach, I want to be just like him. I want to coach just like him. Sometimes he can be hard on you, but I want to be just like him. He's hard on us, but he's hard on us for good reason. He's always trying to get the best out of me. I love that guy, I do."

### **CBS analyst Bill Cowher on Ravens head coach John Harbaugh:**

"I think it's one of those things again [where] he surrounds himself with good coaches, which is a big part of the success of any organization. He's a good manager of people. He understands the game, and he respects the game. He's a leader. I think he obviously inspires people around him."

## **DEFENSIVE QUOTES**

### **Steelers QB Ben Roethlisberger on OLB Terrell Suggs:**

"I respect him. I respect the way he plays the game. He plays it hard, and he plays it physical, but he also respects the players. If he hits you and hits you hard, he'll love it, but he wants to make sure you're OK because he wants you to keep playing because he wants to keep hitting you. He doesn't have a dirty attitude like some of these young guys coming into the league at linebacker and [other] defensive players have. He has a respect for the players and the game, and I respect that."

### **Patriots QB Tom Brady on ILB Daryl Smith:**

"He looks a lot like Ray Lewis. Ray Lewis is Hall of Fame; he's one of the best players I've ever played against, but Daryl Smith has really stepped in and been a big leader for them. He's right in the middle of the defense. He's a really smart, instinctive player, really good against the pass, fast sideline to sideline. He's got a lot of qualities for a great linebacker. He's made a lot of plays from an interception return for a touchdown, strip-sacks, fumbles and stuff like that. He's really good."

### **Bengals head coach Marvin Lewis on NT Haloti Ngata:**

"He still is so big and strong and just gets up and swats guys and goes. He's another guy, who down the line, will have an opportunity to be considered as a possible Hall of Fame player for his accomplishments since he's been in the league."

## **QB Joe Flacco on CB Jimmy Smith's progress in 2013:**

"He's so much more sure of what he's doing. He's not afraid to be wrong. He's not second-guessing himself [thinking], 'Should I have done this?' or 'Should I have done that?' He's just going out there and playing. I think because of that, his ball skills have improved so much. He's reacting to those things so much better because he's not thinking in his head, 'What happens if I don't make this play?' He has confidence, he's very sure of himself, and a lot of the basic things that his talent allows him to do – he's freed up, and those things are just starting to come out."

## **OFFENSIVE QUOTES**

### **Former Ravens offensive coordinator Jim Caldwell on QB Joe Flacco and his clutch play-making ability:**

"He hasn't been lucky. I think what you see is a real highly-competitive guy that has the ability when things are on the line to get focused. The game doesn't ever get too big for him, and he certainly knows how to move the ball down the field under some very, very difficult circumstances."

### **Ravens assistant GM Eric DeCosta on QB Joe Flacco:**

"The thing about Joe that is great is that he doesn't get flustered. He may have a bad quarter, he may have a bad half, he may have a bad game. But, he's going to come back and play better every single time. You have a bad first half, he comes out and has a great second half. It's happened repeatedly. His personality lends itself to tough situations, critical situations. Players respond to that, and those are the things about Joe that make him special and unique."

### **Former Giant and new Raven DE Chris Canty comparing QB Joe Flacco and QB Eli Manning:**

"They both want to put the dagger in the heart of the other football team. I think Joe is just going to talk to the other football team while he does it. You love to see the confidence exuded from Joe, the command that he has in the huddle. It really energizes other guys."

### **Rookie WR Marlon Brown on WR Torrey Smith's leadership:**

"If you're having a tough day of practice, everyone is hurting and tired, usually I just look over at Torrey, and I just see how he responds. He responds with a good attitude, so I'm going to get out there and respond with a good attitude. If something is going wrong, or if I need help with something, I go to Torrey before I go to anybody. He's our leader."

### **RB Ray Rice on leading the Ravens:**

"A leadership role is something I definitely don't mind taking on now, because I was mentored by one of the greatest leaders probably ever to play the game in Ray Lewis. A lot of his leading was by example, and when he spoke, everybody listened, because they had that respect for him. So, I think being a leader comes with how much respect people have for you. These guys look at the way I work, and they understand that my actions are going to show on the field."

### **Ravens Ring of Honor inductee Matt Stover on K Justin Tucker:**

"He's got good, high character, and that's very important. But more than anything, when you look at what he's able to do, he is just going to learn and continue to learn. He's not one of those guys that thinks he has it all figured out, and that's the key. You never want someone to be content or to be fine staying status quo. You want someone who wants to get better, and I know he wants to do that."



# 2013 COMMUNITY RECAP

During the 2013 season, Baltimore Ravens players, coaches, cheerleaders, mascot Poe and staff served the Baltimore community through a variety of outreach events and programs. By partnering with local schools, military groups and non-profits, the Ravens were able to affect the lives of many.

## PLAY 60



The Ravens hosted four different *Play 60* assemblies at local elementary and middle schools. Several players, including **FB Kyle Juszczyk** and **DT Brandon Williams**, encouraged students to take part in 60 minutes of physical activity per day to maintain a healthy lifestyle.



By hosting football clinics, Ravens players were able to interact with and teach children the fundamentals of football. **OLB John Simon** and teammates took part in the team's first Youth Military Combine with 150 youth from military families.



The Ravens hosted their annual NFL/United Way Hometown Huddle at M&T Bank Stadium. **WR Torrey Smith** and many other players joined nearly 100 Curtis Bay Elementary students for a day full of activities as part of the *Play 60* initiative.

## MILITARY



During training camp, the Ravens hosted wounded warriors as well as service members from several local branches of the military. After practices, the service members had the opportunity to meet players and coaches including **OLB Elvis Dumervil**.



Ravens players, including **QB Tyrod Taylor** and **ILB Josh Byner**, visited the BWI Thurgood Marshall Airport to welcome service members upon their return to US soil. Players distributed Ravens military t-shirts and autographed team photos.



Throughout the season, the Ravens continued their support for the military. In addition to providing complimentary game tickets to service members, they also sent care packages and skyped with troops overseas.

## HOLIDAY GIVING EFFORTS



CB Jimmy Smith, NT Terrance Cody, TE Ed Dickson



G/T Marshal Yanda



ILB Jameel McClain



RB Ray Rice



QB Tyrod Taylor



ILB Josh Byner, CB Corey Graham





**RAVENS 2013 SEASON REVIEW PRESS CONFERENCE**

***Owner Steve Bisciotti, President Dick Cass,  
General Manager/Executive Vice President Ozzie Newsome & Head Coach John Harbaugh***

**Opening statement by Steve Bisciotti:**

“The room isn’t quite as crowded as it was last year. I don’t remember this many empty seats. Thanks for coming. I don’t have much to say. You’re going to hear it all when you ask your questions, and you all ask very good questions. So, we’re ready to go if you want to start. Who gets to start?”

**You’ve run many other business, and now with 10 years as the majority owner of the Ravens, when you are faced with a situation that you’re not accustomed to and you don’t like, are you tempted to go for the quick fix and knee-jerk reaction, or do you consider it a more deliberate and tempered thing? (Joe Platania)**

*(STEVE BISCIOTTI)* “Both. I think your heart wants to react quickly. I think your head, if you are a wise businessman, you take time, and you listen to a lot of people, and you contemplate a lot of different things. But, failure is part of success. We’re all very disappointed here, as disappointed, obviously, as our fans are – more so. I’m comfortable with where we are; I’m comfortable where we’re headed.”

**What is your No. 1 priority looking to the offseason? (Gerry Sandusky)**

*(STEVE BISCIOTTI)* “Work on that 30-yard chip shot. I’m horrible at it. *(laughter)* Supporting these guys. That’s it. My role really doesn’t change. It’s to support my coach and my GM and get this thing moving in the right direction. We had a lot of failures on the football field – offense and defense – and so I know they’ve got their work cut out for them. So, it’s to be a sounding board to them and encourage them to make the kind of decisions that they believe are the right ones for us. And I love that part of the job. Even under duress, I still love that part of the job. I think I’ve said to you guys in the past, I really love the offseason more than the season itself because of the lack of stress involved in that. I just sit back and start worrying from Thursday on for 17 weeks of the year and pray for good outcomes. So, the offseason is really just an extension of Mondays, Tuesdays and Wednesdays overcoming losses in the regular season. It’s just the macro scale here in the offseason.”

**Ozzie, last year you made some tough decisions about personnel, whether it was Anquan Boldin, Ed Reed or Bernard Pollard. You have some players that are due a lot of money this year. Do you anticipate restructuring contracts, or do you feel you’ll have to make more tough decisions this offseason to keep balance? (Brent Harris)**

*(OZZIE NEWSOME)* “I think we’ll continue with our theme of not restructuring contracts. But, there’s a difference between restructuring and offering guys extensions. We have guys that are in the last year of their contract [or] going into the last year of their contract, and we’ve had a history of being able to get good deals done with guys heading into that last year. So, I don’t think we will embark on doing any more restructuring, but we will probably look at doing some extensions.”

**What is your assessment of the run game this past year, particularly after having a run game that has been so consistently good over the years and this season falling to last place in the NFL in yards per carry? (Brett Hollander)**

*(OZZIE NEWSOME)* “To say we’re disappointed in the run game, no doubt. The history of this franchise has been our ability to run the football. When you run the football, especially in the AFC North with the type of defenses that you face, you have to have the ability to run the football. We think that’s a friend to the quarterback when you have that ability, and that’s one of the things that we’ve already started to work on. When I say that, we’ve had a chance to talk to the guys that were personally involved in the run game, which means the offensive linemen, the tight ends, the quarterbacks, the running backs and also the coaches. Already, we’ve had the opportunity to talk with those guys, and everybody understands that in 2014, we will do everything we can to be a better run team, because it will make us a better football team.”

**Steve, you talked about having a lot of failures on the football field, offensively in particular. How concerned are you with what you saw from Joe Flacco this year, or do you think there are other systemic problems that need to be addressed? (Jeff Zrebiec)**

*(STEVE BISCIOTTI)* “That’s the hard part. I’m really not a football guy. I watch it like a fan with maybe a little more knowledge than everybody else. And when you look at these guys who have been coaching in the league and have had success in the past, and you look at our players that have had success in the past, if we could have fixed it, we would have. I certainly expected more in the second half of the season. So, as interrelated as the running game is to the play-action pass and the execution of the offensive line, trying to divide up the blame is something I’m really not much more qualified than you guys are to do. But, when you have a short window of failure that comes out of the blue, the key is not to make wholesale changes. I know that Ray Rice was limited this year,



and Bernard Pierce was limited. And, if they had been better, then maybe the offensive line would have performed better. Obviously, if the offensive line were blowing open holes, then maybe [Rice and Pierce] could have achieved more with their physical limitations. And, if that had worked a little better, then I think Joe [Flacco] would have performed a little better. All the things, the numbers that are so striking to me to find yourself in the bottom five in offense in almost every category is again something that – had we not had a [good] history in the last five years – then I would probably demand wholesale changes. But, I think you have to be careful to not to look in a vacuum and decide you have to throw out the baby with the bathwater, and [you] let people get healthy, let these guys work together for another year, add some people to the team in the draft and free agency. I think it's safe to say that we're going to look at the offense with the same fine tooth comb that we looked at the defense last year. So, I think you're going to see a lot of changes in personnel and how we approach that. I'm pretty proud of the defense for being able to retool on the fly, and I've got the same amount of confidence with these guys in building the offense."

**Given the offensive struggles this season, how much emphasis will there be on getting Joe more help with a receiver or on the offensive line? (Aaron Wilson)**

(OZZIE NEWSOME) "John [Harbaugh] has already done a good job of assessing the offense, spending time with his coaches, spending time with Joe [Flacco], some time with Ray [Rice], and there's no doubt in my mind John has a very good understanding of the direction of this offense and of what we need to do. He and I have had several conversations of what we think we need to do to get our offense better – an offense that can not only just perform in crucial times like we did down the stretch, but to be able to play a 60-minute football game. He and I are very much on the same page. Is it going to be bringing in some additional talent? Probably, yes. Is it going to be expecting some of our guys to develop and get better? We will need that, too. And then [it will be] a cohesiveness of direction that's going to be provided by John with his coaching staff as to what we want to be and what we want to look like."

**When you look at this team personnel-wise, what do you identify as the top needs in this offseason? (Ryan Mink)**

(OZZIE NEWSOME) "We've got to get bigger in the interior of our offensive line. That's one of the areas that I think we need to improve on. I think we need to have a more athletic safety in the defense. We need to be able to get a receiver – whether it's a tight end or a wide receiver – that can make a third-and-7, third-and-8 catch and run after the catch. If I was to look at the three things today, and that's coming out of a full day of personnel meetings and talking with my staff, those are some areas where we can probably add some [and] we will try to add some. But, I also believe in this: You get better by getting yourself better. And, I have no doubt with the work that John and his staff have done in the past, we can have that. The players that we retain on this team will be better players."

**You didn't have to use the franchise tag last year, but do you anticipate having to use the franchise tag option for Dennis Pitta or another player to keep them this season? (Garrett Downing)**

(OZZIE NEWSOME) "It's a possibility. We'll have the opportunity to go down to the principal's office [Steve Bisciotti's house in Florida] this weekend, and we'll lay everything out there. We'll know exactly what our cap situation is. We'll talk about guys that we want to re-sign, extend, whatever, release, and we will do whatever it takes. And, the possibility of using the franchise tag is something that we might have to do."

**Ozzie, can you explain the "principal's office" to the group please? (Kevin Byrne)**

(OZZIE NEWSOME) "You get a chance to go to a man's house who just happens to live next to Tiger Woods. (laughter) It's great dialogue. It's something that we started doing four years ago, maybe five years ago. We take two days." (BISCIOTTI: "We invited [assistant general manager] Eric [DeCosta] and [senior VP of football administration] Pat [Moriarty] last year, or two years ago.") Exactly, and what I try to do is I try to bring as much information to the table about the contractual situations, about the makeup of the roster, and we sit down and tear it apart. And we look at all elements of it. We have John [Harbaugh] there providing all the insights from the coaching [team], and then we come away with a plan, and we try to execute that plan."

**Steve, you termed the season a failure, but do you weigh that against the fact that Ozzie didn't go into cap hell by restructuring a Super Bowl team? Do you look at it as a team that at least got within one win of getting in [the playoffs]? (Dave Ginsburg)**

(STEVE BISCIOTTI) "Yes, exactly. We were tied with Cincinnati in the third quarter, and we knew we needed that win. We came up a half short of being in the playoffs, and I think you saw last year that anybody can play [well once in the postseason]. Anybody can win it; we've seen it in the last few years. I think it's fair to say it's a failure because our goal is to be one of the Top 12. There are bigger failures out there. There are teams that are a whole lot more disappointed. If we found ourselves at 3-13, like the Falcons, then I think that they're sitting there thinking, 'We've got to make a lot of changes.' I really don't think that we do. If 8-8 is a failure, I hope it's a long time before I feel worse than this. That's just the way it goes; it really does open up. We've been this disappointed five of the six times we've sat up here with John [Harbaugh]. It didn't matter. I was more disappointed two years ago after losing to



New England [in the AFC Championship] because it hurts worse. It doesn't mean that our team was worse. Our team obviously wasn't worse, or we wouldn't have gotten there. We're a half away from getting there, and I think we could have beaten Cincinnati like San Diego did. I'd be just as comfortable going into Denver and New England this year because of what happened last year. We're still 10 days away from losing and it still bothers us all, but quality people take that as fuel and make the most of it. I'm getting over it and I'm excited about going forward."

**There's been a lot of talk about the offense, but defensively, there were some issues. Particularly, late in games, the defense not getting off the field and also the pass rush weakened as the season went on. What do you attribute those things to and what do you think you can do personnel-wise to correct that? (Clifton Brown)**

*(OZZIE NEWSOME)* "No. 1, not having the ability to get off the field cost us maybe three or four ball games this year. I think we recognized that. To improve on that, I think, No. 1, you have to start with the guys you've got. We've got to get those guys better and put those guys in better position to make plays. On the other side of that, I talked about a free safety [and] maybe getting a free safety that can be a playmaker – when tipped balls are in the air, guys that can come away with that. I think all of those things. And, I think the other thing that we talked about doing this season [is] in order to be successful, you have to have confidence. I think we've got to build a confidence amongst our defensive players that, in those situations, they can make a play and win the game. They don't have to go out there and play tentative or scared. Go make the play; the other 10 guys have got your back. I think we'll be able to get to that because it was a new mixture of guys. It was seven new guys on defense, so they had to get the cohesiveness going. You have to get to the point where you feel like you can make that play and get the defense off the field."

**Looking back on the draft class, how would you assess the play of those guys? What can players – like Arthur Brown, Brandon Williams, John Simon, some of the earlier picks – do with you? What are you looking for them to do to carve out bigger roles going into next year? (Matt Zenitz)**

*(OZZIE NEWSOME)* "I'll give a general statement. I guess I'll let John [Harbaugh] be more specific. Having guys grow and improve from the first year to the second year is all about us having a successful football team. A case in point is a DeAngelo Tyson. Sitting here a year ago, we probably did not count on DeAngelo being a guy that would be in our rotation, and he was able to get into that. We had our meeting, and we talked about things that our young guys need to do. As we say, we have an offseason with them. We don't get them until May once you draft them, but now we've got them. We've had a year to find out what their strengths and weaknesses are. That's from my perspective, and I'll let John share from his."

*(JOHN HARBAUGH)* "That's the main thing. The biggest improvement usually is between the first and second year. That's something that's an old wives' tale in coaching a little bit and football a little bit. Whether it's the first week to the second week, the first game to the second game or the first year to the second year, these guys have been through it now one time. They're going to make major strides. Every one of those guys; you know the guys. Matt Elam should be a really, really good safety in this league. He's fast, he's physical and he's going to understand the expectations a little more. He's going to anticipate checks a little better. He's going to understand what it means to stay deep when you're supposed to stay deep – not to stop your feet when you've got a vertical receiver running up on you and you're a deep-third or deep-half player. Those are things that sometimes you learn from experience the hard way. He didn't make too many mistakes for a guy who played that many repetitions as a safety, so it's a good start for him. Art Brown did a really good job in our nickel packages. Art is a guy who's learning a lot of football. He bounced [between defensive positions] a little bit in college. And football, understanding the complexity of defensive schemes in this league – at this level – is going to take him to a starting role. He's going to compete for a starting job. He'll be competing for that WILL linebacker starting job. I expect him to win the job, but he's got to go win the job. Brandon Williams should be in the rotation at least as a defensive tackle. He proved that he can play. We had a lot of depth there this year. He had a little maturing to do, and he should be in the mix. Kyle [Juszczyk] played great on special teams. [He] was one of our best special teams players – played like a linebacker on special teams. That's a great thing for a fullback/tight end-type guy, but we've got to get him into the mix more. Kyle has got to be a huge part of what we do going forward. He's transitioned from a two-back to one-back scheme. He's the link, as far as being a move guy, lining up in the backfield and lining up out as a wide receiver. He can do those things. We have high hopes for him. John Simon – nobody practices harder, works harder than John Simon. I think he's just going to make himself into a player. He'll find a way to get on the field, one way or another. He's got some pass rushing talent. We've got two linemen in the fifth and sixth round. You don't know about these guys – developmental guys – between Ryan [Jensen] and Rick [Wagner]. These guys are potential starters in this league. They could be starting for us next year if they earn the job. That's the draft class right there. I don't think I missed anybody."

*(OZZIE NEWSOME)* "Aaron [Mellette] and Kapron [Lewis-Moore]."





(JOHN HARBAUGH) "Kapron Lewis-Moore, who practiced for three weeks for us ... [He's] got a chance to be a starting five- technique or be in the rotation for sure in that three weeks of practice. Then Aaron Mellette, who showed a lot as a deep ball wide receiver and a red zone threat in preseason, hurt his knee. Aaron is going to be a guy who's going to be in the mix, too."

(KEVIN BYRNE) "Do you want to throw Marlon [Brown] in there?"

(JOHN HARBAUGH) "You guys can throw Marlon in there, right? *(laughter)* You saw it. Marlon has to improve on some catch radius things and seam routes and nine-ball routes. Here's a guy who's already a red zone threat, played really well in the slot and can play inside or outside. Marlon is going to compete for a starting job, and he's right there already."

**Terrell Suggs has a high salary cap number for this year. Is he definitely back for this team next year? Is he definitely back next year at the contract he has right now? *(Jamison Hensley)***

(OZZIE NEWSOME) "I've had the opportunity to talk to [Terrell] Suggs every day. He kind of makes sure of that. That's a decision that we'll talk about when we get down to Jupiter. Terrell is a really good football player. He not only shows up in the pass game, but he shows up in the run game. That being said, we let a good football player go last year, so we're not afraid. I'm not a virgin when it comes to letting guys walk out the door. What we'll do is we'll look at every aspect of it and see what's best for the 2014, 2015 and 2016 Ravens and then make that decision once we get to it."

**Steve, as one of 32 partners in this league, obviously the league is highly successful. TV ratings are through the roof. I'm wondering, from your point of view, what are you concerned about? What are the things about the league that you feel like have to get better, or as an owner, that you have on your mind that you would want to fix? *(Mark Viviano)***

(STEVE BISCOTTI) "The one that sticks out to me more than anything are the changes in the safety rules and how much harder we made it on the referees. They already had a tough job, and then you talk about ... We've gotten better with the 10 camera angles, and we've gotten better with the HD, and we've got novice fans that can see that a referee is wrong. I think that we can look at revamping ... I was talking with [head coach John Harbaugh] and Bill Belichick on the field this second-to-last game. And really, trying to make these refs in a split second understand what is a helmet-to-helmet hit in and of itself is impossible, because you see heads snap back, and other times you realize that it was the shoulder to the shoulder, and they still get a flag. And, sometimes they still get fined. I heard talk of the potential to do it the NHL way, where these reviews are done in New York. I'm all for it. And, I think it takes almost three minutes, even though they're only allowed under the hood for one minute, by the time the ref goes over and talks to the guy, and he throws his flag, and then he walks over, and he's on the headset, and he looks at all the different replays. I think we can expedite that process and make it better. I think it's easier for a nonpartisan guy up in New York to overrule that ref than it is that ref walking over to overrule himself or his teammate, so to speak. So, I'm all for the New York thing. I think it would make it better, I think it would make it more efficient, and I think we could even consider maybe giving these [head coaches] an extra challenge, because if we could expedite that process, cut that down to one-and-a-half minutes and give them one extra [challenge] ... I think having to decide whether you want to use a challenge in the first quarter, it's hard for a coach, because he's thinking, 'I think we see it, we might have a chance at it, but I can't afford to give that challenge up.' That, to me – if I was in charge – I would be heading there full-speed ahead, and I really think the league is at least heading in that direction. If I can kick their asses a little bit faster, I certainly will. But, I'm not on the Competition Committee [like Ozzie Newsome is]. *(laughter)* I really think that we need to make it fairer for the refs – not easier for the refs, but just fairer for the refs – because I think that we can all conclude that we still have the best refs out there. It's still a system that has been evolving. And guys get fired; refs get fired. They don't announce it in *USA Today* and on SportsCenter that they relieved two referees of their duties because of repeated mistakes, but it happens. And then new guys get a chance, and the new guys are the best out of the Pac-12 and the best guys out of the SEC. So, they care very much to do a great job. Unfortunately for them, I think a great job is being right 80 percent of the time. But, when it costs you a game, it doesn't matter whether they're 95 percent right or 30 percent right. So, I kind of think they get a bad rap. But, I think we can get that better. I think the new rules have made it ridiculously hard on these guys."

**Ozzie, with the draft being later this year, does that change your approach to how you address free agency, and just your thoughts on it being later? *(Morgan Adsit)***

(OZZIE NEWSOME) "No, not really. It gives us more time to prepare. It will allow our coaches to have more time to get involved in the draft because of the two additional weeks. But, as far as free agency, one of the things that when we decided to move the draft, we wanted to keep free agency as it was – not to impact that – because I think there are so many things that happen during the calendar year for us in the league. Keeping some stability allows us to maintain some type of life. So, it will not change free agency. It will just allow 31 other teams to be better prepared going into the draft, in my estimation."



**John, how different is it for you this year? I guess every offseason is a little different. This year, you have to come back after a devastating loss; last year, you had to come back after winning a Super Bowl. How different is it for you, and how did you approach the offseason with your players after not making the playoffs? (Stan White)**

(JOHN HARBAUGH) "I'm not sure about the difficulty. It is different, like you're saying. I know one thing: Our players are more motivated than ever. So, it's a different problem than last year, that's for sure. I had a chance to text some guys and talk to some guys over the weekend when games were being played. Our guys weren't real happy about not playing. I like that. I like the fact that they're not pleased with the fact that they were sitting home watching. So, we should come back more highly-motivated than ever. Like Steve [Bisciotti] talked about, we've had probably more gut-wrenching losses in the playoffs than we had this year. But, we were in the playoffs. It's just not acceptable. I don't think any of our guys feel that way, and I like the fact that they're not happy about it."

**You mentioned gut-wrenching losses and the frustration of being so close. You almost had one against Pittsburgh here – Mike Tomlin on the field. What was your reaction to that? Was that just gamesmanship, or was that a pure mistake? (Pete Gilbert)**

(STEVE BISCIOTTI) "It's not my job to figure out intent. I'm glad we won the game. My feelings for that move might have been a lot different [had we lost]. But, [it was] bizarre, weird, strange, unexplainable, and I think Mike [Tomlin] was embarrassed about it. And I like Mike a lot. He's a really good guy. So, his intent – that is completely in his court. He got fined for it, and again, he's embarrassed as a competitor. Like I said, I'm glad we won."

**Steve, do you go to the coaches and to Ozzie and make suggestions or demands when it comes to personnel or staff – like what transpired with Wilbert Montgomery? There has been a lot of talk around town about Juan Castillo's future as well. Is that something that you guys can address? (Jerry Coleman)**

(STEVE BISCIOTTI) "I can't address it. Ozzie [Newsome], I think has talked a lot with John [Harbaugh] about the coaches. I really will get into it maybe this weekend more when we're in Florida. But no, I never demand. I do suggest, but right now, I haven't suggested to John to revamp his coaching staff."

(OZZIE NEWSOME) "John relies on me to give him the input on his coaches. He trusts me. He trusts me because I helped hire him, I guess." (laughter)

(STEVE BISCIOTTI) "He doesn't rely on or trust me, so maybe that's why I haven't gotten into it yet." (laughter)

(OZZIE NEWSOME) "Yes, and it's constant, the dialogue that he and I have. He allows me ... He wants me to ask questions about his staff because he wants to have the best staff in the National Football League. And John is not afraid to make tough decisions or unpopular decisions if he thinks it's in the best interest of the Baltimore Ravens. So, our relationship about his coaching staff – I don't know if it's matched in the league when it comes to that – and his ability to allow me to be real frank about what I think, and he listens."

**Ozzie, even though Dennis Pitta was able to get on the field for the final four games, did you see enough from him to feel comfortable in establishing his free agent value? Or, perhaps when you look at the franchise tag, could that be something that works for both sides as far as him coming back in 2014? (Luke Jones)**

(OZZIE NEWSOME) "Well, [to answer] the first part of your question, yes. We saw Dennis [Pitta] for three weeks before we put him on the field, and he still has his skills and the skill set to be a very productive receiver in this league. Going forward, we would like to have Dennis on our football team. He plays winning football for us in a lot of manners. He is a mismatch problem for defenses. And I've seen other teams in the league kind of take that prototype and use it now – having a guy like Dennis on their team and the matchup problems that it presents. So yes, he is someone we will be talking about down in Jupiter, and we'd like to have him. There are no guarantees; [that is] one thing about this business. We wanted [Paul] Kruger and [Dannell] Ellerbe back last year, and we weren't able to keep them."

**You guys made an uncharacteristic move with the mid-season trade for Eugene Monroe. Where does that originate from, and did you guys look at possibly exploring anything else during the season? (Kris Jones)**

(OZZIE NEWSOME) "We're always open to bettering our team 12 months out of the year. And part of our league [is] that there are relationships that our employees, our associates, have with other teams that are very close. And just in conversation, sometimes you hear things about what other teams are doing, or other teams will actually call you to run things by you. 'What do you think?' And that was a little bit of the situation that happened with Eugene. It ended up being very unique in how it was able to be done. You probably can't imagine the way we put everything through a process, the amount of time we spend on making that decision, and the people that were involved in it for us to get it done. But we did it. We did it because we thought it would help us to win this year, but



also give us potential to win going forward, because he is our player right now, and we don't have to go out and get him as a UFA [unrestricted free agent]."

**Just to the concept of doing this [press conference] – the ownership, general manager, president, coach standing in front of everyone taking questions ... Not every sports team does it, not every league does it, but you do it. The genesis of it and why you think it's important to do this event each year? (Nestor Aparicio)**

(STEVE BISCOTTI) "So I don't have to do any more. (laughter) Honest to God, I almost didn't come last year, and I thought, 'Good, if I don't come the year I win the Super Bowl, then they don't ever [ask].' And so, I woke up last week and thought, 'Oh, I've got to do that press conference,' and I thought, 'But I can't [skip it], because then I'll look like a sore loser after I was sitting up here grinning from ear to ear after the Super Bowl.' I missed my opportunity, so if I win the Super Bowl next time, I'm not coming up, and then I might never do it again. (laughter) So, I have to do it, and ..." (Reporter: "Why? Why is it important?") Because I think that we really like each other. We really like what we're doing, and so like I said, five of the six years it's been a week after major disappointment, and I owe it to these guys. And I owe it to the fans, obviously. I think the fans appreciate the fact that maybe I'm a little bit of a loose cannon and think the way they do and ask the same questions that they do and complain the same way. So, I do it because I owe it to the fans. I owe it to you guys [the media] – you're great. You guys are smart and you have a lot of opinions, and so I guess I should come up here and answer your questions, even if they're tough ones."

**Even with limited cap space last year, you guys found a way to be active in the free agent market. This year, you guys have limited cap space again, I guess you could say, but how much would you like to be active in free agency, especially since this class seems to be strong in some areas that could potentially help you guys? (Matt Zenitz)**

(OZZIE NEWSOME) "We will be active, but let me say something: All of those players that we signed last year were free agents and weren't UFAs [unrestricted free agents]. They were cap casualties of other teams, which allowed us to be able to maintain our compensatory picks for the guys that we lost. So, there is a rhyme and reason in how we acquire players – to continue to maintain our ability to stay strong going forward. And we will do the same [this year], and even if it means we have to go out and get a UFA this time, which means we probably lose a compensatory pick, we won't say, 'No' to anything. We look at everything from an individual standpoint, and then we see what's going to make us better for this year and years going forward. The cap room ... You can make the cap as fluid as you want it to be, but again, we're not restructuring contracts. We're not doing that."

**You mentioned earlier that the wide receiver position was a potential need. Can you expand on the particular qualities you might be looking for in a receiver, and as it pertains to the draft, what have you learned in the past couple of years from drafting and developing wide receivers? (Matt Vensel)**

(OZZIE NEWSOME) "The second part of your question: You can draft a Torrey Smith in the second round, and you can have some success, and you can draft Travis Taylor in the first [round], and you can blow it. The wide receiver position in the draft – there are a lot of hits and misses. And what we've tried to do is identify guys that have certain traits that can come in, and I think we've got a real, real good receivers coach in Jim Hostler who helps develop ... But you can't discount that receivers also come in undrafted college free agents, like Marlon [Brown]. [He was] a guy that we had ranked, blew out his knee, and then we were able to get him after some things happened with the Texans. So, we will try to acquire, I think – and I already know this and I won't share it with you – I think we've identified the type of receiver that we want. And when John [Harbaugh] told me, I lit up, because I was right there with him as to what we're looking for in a receiver this year. And I think before the 2014 season ends, we will have that guy on our football team."

**Steve mentioned that he knows both Ray Rice and Bernard Pierce were hampered this year. With regards to Ray, how concerned, or not concerned, are you that he can return to being the type of back that he has been most of his career? (Clifton Brown)**

(OZZIE NEWSOME) "Ray was one of the players that I sat down with last week. I think Ray is committed to being as good a football player as he has been. We had great dialogue yesterday on what we think we can do to help Ray to get there. But that combination of us having an understanding and a willingness to provide some help to him, and him having a willingness to work his butt off, we will again have a Pro Bowl running back in Ray Rice next year. But I can say that, and in Game 2, [maybe there's] an ACL [injury]. I can't handle that; nobody can [control] that aspect of it." (John Harbaugh: "Knock on wood, Ozzie. (laughter) I want to mitigate that a little bit.")

**In the first round of the playoffs, we saw that three of the home sites – for varying reasons – did not sell out until they got an extension. There has been continued conversation about fans enjoying the product more at home than in person. Is that a concern for the Baltimore Ravens or for the league in general? (Mark Viviano)**

(STEVE BISCOTTI) "It's a huge concern, but I think we only had two blackouts in the entire league in the regular season. And I'll be real quick with this: They're talking about expanding the playoffs. It seems to be gaining momentum – adding a seventh team per





conference. That would add a game, then the second seed would have to play in the first weekend. Only the first seed would be off. It adds two games. I read [about] the extra time slots and the money that it would be worth. The problem that that would create is that teams like the Packers and teams that are borderline are sending out playoff tickets and making people send in their money early, because you have to, because you have to be prepared. And then you have 15,000 people that come to the game every week and don't sign up, because their team is 6-6, and then they go on to win three of their last four games and they're in, and now you've got to go back within a week and try to get all of those fulfilled. So, it's not really a lack of a demand as much as it is a logistics problem. We've always been able to sell out our playoff games, but we've also always been able to get that money in from our fans if we have a playoff. And when you expand, then it's going to mean that there's going to be six other teams that are still in the running that are going to be asking their fans to send in that money in December to be prepared to have that ticket in hand if you're right back in at the end of the season. So, that's crazy, because I remember years ago being in Florida when Miami got in, and they didn't sell out a playoff game. And I was there watching their last game – or heading into the playoff game – and they were like 10,000 fans short of a sellout for a playoff game, and I just couldn't understand that. But it really came down to the logistics of people come December, and they're 6-6, and they say, 'I'm not paying that \$600 for two rounds of playoffs.' And I don't know how you deal with that. But they all sold out, but you only get a week to do it. And we start getting in renewals, right away, and then we're still banging on people's doors in July saying, 'This is your last notice.' We're sending certified letters for people, and they all come back in, they drag their feet, they have personal issues that maybe they can't afford it, but every year we're getting about a 98 to 99 percent renewal rate. So, we're very fortunate here, and we thank the fans for that. Other teams struggle a little bit more; that's their problem."

**John, you kind of mentioned last week how we are the conduit for the fans. There has been no greater name since the end of the season than Juan Castillo. Would you be willing to shed some light on what exactly he did this year, how his job was different than Andy Moeller's, and if you will come back next year with the same structure of what most people perceive to be two offensive line coaches – the same structure of him as run game coordinator and Andy Moeller? (Steve Davis)**

*(JOHN HARBAUGH)* "That's a good question, thanks. I can understand why Juan [Castillo] is a lightning rod right now because of the way that was set up and structured. Then, we go into the season, and we have our worst year ever running the ball, and he's got that [run game coordinator] title. So, that's on me. When we hired Juan, and we added Juan and had a chance to add Juan last year, the idea was to add another great coach into our mix. Juan functioned as the lead offensive line coach last year; that was his job. The title was a way to have three great offensive line coaches in our mix right there. Andy [Moeller] had a big contribution last year, was a little bit different than he had the year before. It wasn't the same as he had when he was with John Matsko. So, we had three guys working together, and I thought it was going to be a really good mix. And, I thought those guys did a really good job of coaching together. We didn't get the result we wanted to get. But, Juan was the offensive line coach. And the titles going forward – and that's one of the things that Ozzie and I talked a lot about, and I talked a lot with Juan about this and talked with Andy about this – Juan's title is going to be the 'offensive line coach.' That's the way he worked last year; he worked as an offensive line coach. The offensive line coach works the run schemes and the pass protection schemes. He is pretty much out front and leads on that, but the offensive coordinator is in charge of the offense. He organizes the offense and decides exactly how we're going to do the details of that. Then, I'm on top of that, and I make all the final decisions as far as what direction we go and how we do it. So, it really didn't function any differently last year than it had the year before or the four years before that, and that's the way it worked. Going forward, our plan right now is to improve, is to get better. There are a lot of things that we didn't do well as a coaching staff, and we look at ourselves first. We've got to do a better job of putting our players in a position to make plays – offense, defense and special teams. If we find a way to score another couple touchdowns in the red zone, we're in the playoffs. If we find a way to eliminate a couple turnovers, we're in the playoffs. If we find a way to get a stop in a critical situation at the end of a game – even right to the Cincinnati game – if we do just a little bit more of that, we're in the playoffs. But, that's the fine line of the National Football League. That's what makes the league so great – what we're talking about. That is why it's so exciting and so competitive. But, we've got to find a way as a coaching staff to get the very most out of the players that we have, and that's what I'm working on right now, along with Ozzie and Steve and Dick and our coaching staff. Let's set this thing up as well as we possibly can with our staff, working together, utilizing everybody's strengths, balancing our weaknesses with a lot of great coaches, and building schemes that are going to make us the best we can be next year. And that's what we're going to try to do. So, Juan will be the offensive line coach next year. The rest of it is a little bit in flux right now. We're two weeks earlier to this probably – two, three, four weeks even – than we have been in the past. We've been coaching football games at this point in time. So, as all this NFL coaching drama goes on, some of our guys are involved in that, and we'll just have to see how it shakes out. But, we're going to build a great coaching staff again this year."

**Geographically, you have a team 80 miles to the north, and you have a team 40 miles to the south, so you're sort of pinched a little bit from a market standpoint. With the rising costs, are you concerned about tapping the fan base out? Is there any concern two years, five years down the road that this group of fans, you can't keep pushing the expenses off on them? (Drew Forrester)**



(STEVE BISCIOTTI) "I don't want to say 'pushing the expenses off on them.' They are buying a good product. And our metro area is growing in population, and we're converting fans by having a good team. So, I certainly would be concerned if we miss the playoffs for six-straight years. I bet you'd see a softness in our demand. But, like I said, I really like working with these guys, and I believe that we're going to continue to produce that kind of product. Dick [Cass] and I have talked a lot about slowing down the tradition of raising the prices every two years, because we know that it gets very expensive. But, so does gas, and it doesn't stop people from driving. I can't worry about them not buying. I can only worry about creating a product that makes them want to buy. So, I see what you're saying, but I'm attacking it from the other way. I'm building pride in our organization, stability in our organization, success, and then I believe that demand will stay up. So, I'm sensitive to it, but there is only one way I can attack it."

(DICK CASS) "Our goal is to build our fan base, and I think we're doing a good job of that. We've got more work to do. We raised ticket prices in 2009 and did not raise them again until 2013. So, we slowed down the rate of ticket price increases. I think we are very much aware of how expensive it is to go to an NFL game, and we're trying to take that into account. The money we generate from our increased ticket sales, we've plowed right back into the stadium to try to make the gameday experience better. We're in the midst of a \$35 million capital improvement program at the stadium. So, I think we're aware we have to keep doing that. We're aware we've got to keep the gameday experience a good one in our stadium – not only on the field, but off the field – and we're committed to doing that."

**What was the communication, like between [Jim] Caldwell up in the booth to the field and coach [Jim] Hostler and into Joe [Flacco's] ear? What would you change if anything? (Glenn Younes)**

(JOHN HARBAUGH) "The communication was good, generally. There weren't too many times where we had a miscue there, other than technical sometimes. There are sometimes when the phone goes out and you've got to signal something in. We had a few timeouts early in games when the phones went out and the clock was running down. I hear about clock management a lot of times from some of you all, and a lot of times that's communication management. (laughter) I'm not pointing any fingers [at media members]. (laughter) That's the reality of the whole thing; that's where your signaling system comes in. But, there are some things we can do schematically. We've talked about our system. What's happening now with the high definition television and all the audio you're getting on your television ... All those things that you hear quarterbacks say and coaches say, our opponents hear those things, too. We hear all those things, also. We're studying those things. We've got to find a way to hide what we're doing from our opponents. The more the fans know, the more the opponents know. That's something we're working on, [like] shortening our calls and building a coach system where we can get things called quickly but we can change it up from one play. It's the same play, [but] maybe it's a different direction. Ways that we can hide it from our opponents is a big deal. Communication is a huge thing. Stadiums are loud, and we've got to find a way to talk to each other without having timeouts get called in the second quarter."

**You mentioned earlier about the wide receiver. You've identified the type of receiver you want and you're confident that by the end of the 2014 season you'll have him on your team. Are there any obstacles that you can see from having him on your team by the start of the 2014 season? (Gerry Sandusky)**

(OZZIE NEWSOME) "No, because I think we've identified the type of player that we're looking for. That player will be available between now [and the start of the season], whether it's in free agency, whether he's a cap casualty, whether it's in the draft or whether it's through trade. No, there is no reason that he might not be here at the beginning of the season, but I always try to leave myself a little leeway to give us a chance to get it right."

(JOHN HARBAUGH) "I'm going to put a little pressure on Ozzie to get that going a little bit before the first game, if possible." (laughter)

(OZZIE NEWSOME) "We've identified it, and that's the first step."



# – ROSTER BREAKDOWN –

- Rosters
- Coaching Staff
- Depth Chart
- Pronunciation Guide
- Participation Chart
- Game-By-Game Starters
- How Built
- Transactions



# 2013 ALPHABETICAL ROSTER

## Final Season Information

| No. | Name              | Pos.  | Ht.  | Wt. | Birthdate | Exp. | College               | Hometown             |
|-----|-------------------|-------|------|-----|-----------|------|-----------------------|----------------------|
| 59  | Brown, Arthur     | ILB   | 6-0  | 235 | 6/17/90   | R    | Kansas State          | Wichita, KS          |
| 23  | Brown, Chykie     | CB    | 5-11 | 190 | 12/26/86  | 3    | Texas                 | Houston, TX          |
| 14  | Brown, Marlon     | WR    | 6-5  | 205 | 4/22/91   | R    | Georgia               | Memphis, TN          |
| 31  | Brown, Omar       | S     | 5-11 | 195 | 6/6/88    | 2    | Marshall              | Moncks Corner, SC    |
| 56  | Bynes, Josh       | ILB   | 6-1  | 240 | 8/24/89   | 2    | Auburn                | Lauderdale Lakes, FL |
| 99  | Canty, Chris      | DE    | 6-7  | 317 | 11/10/82  | 9    | Virginia              | Charlotte, NC        |
| 87  | Clark, Dallas     | TE    | 6-3  | 252 | 6/12/79   | 11   | Iowa                  | Livermore, IA        |
| 62  | Cody, Terrence    | NT    | 6-4  | 340 | 6/28/88   | 4    | Alabama               | Fort Myers, FL       |
| 46  | Cox, Morgan       | LS    | 6-4  | 241 | 4/26/86   | 4    | Tennessee             | Collierville, TN     |
| 84  | Dickson, Ed       | TE    | 6-4  | 255 | 7/25/87   | 4    | Oregon                | Bellflower, CA       |
| 17  | Doss, Tandon      | WR/RS | 6-2  | 207 | 9/22/89   | 3    | Indiana               | Indianapolis, IN     |
| 58  | Dumervil, Elvis   | OLB   | 5-11 | 260 | 1/19/84   | 8    | Louisville            | Miami, FL            |
| 26  | Elam, Matt        | S     | 5-10 | 210 | 9/21/91   | R    | Florida               | West Palm Beach, FL  |
| 5   | Flacco, Joe       | QB    | 6-6  | 245 | 1/16/85   | 6    | Delaware              | Audubon, NJ          |
| 66  | Gradkowski, Gino  | G/C   | 6-3  | 300 | 11/5/88   | 2    | Delaware              | Pittsburgh, PA       |
| 24  | Graham, Corey     | CB    | 6-0  | 196 | 7/25/85   | 7    | New Hampshire         | Buffalo, NY          |
| 32  | Ihedigbo, James   | S     | 6-1  | 214 | 12/3/83   | 7    | Massachusetts         | Amherst, MA          |
| 25  | Jackson, Asa      | CB/RS | 5-10 | 182 | 12/2/89   | 2    | Cal Poly              | Sacramento, CA       |
| 77  | Jensen, Ryan      | C     | 6-4  | 318 | 5/27/91   | R    | Colorado State-Pueblo | Fort Morgan, CO      |
| 97  | Jones, Arthur     | DT    | 6-3  | 315 | 6/3/86    | 4    | Syracuse              | Endicott, NY         |
| 12  | Jones, Jacoby     | WR/RS | 6-2  | 215 | 7/11/84   | 7    | Lane                  | New Orleans, LA      |
| 40  | Juszczyk, Kyle    | FB    | 6-1  | 245 | 4/23/91   | R    | Harvard               | Medina, OH           |
| 4   | Koch, Sam         | P     | 6-1  | 218 | 8/13/82   | 8    | Nebraska              | Seward, NE           |
| 44  | Leach, Vonta      | FB    | 6-0  | 260 | 11/6/81   | 10   | East Carolina         | Rowland, NC          |
| 41  | Levine, Anthony   | S     | 5-11 | 203 | 3/27/87   | 2    | Tennessee State       | Winston Salem, NC    |
| 53  | McClain, Jameel   | ILB   | 6-1  | 245 | 7/25/85   | 6    | Syracuse              | Philadelphia, PA     |
| 50  | McClellan, Albert | ILB   | 6-2  | 245 | 6/4/86    | 3    | Marshall              | Lakeland, FL         |
| 90  | McPhee, Pernell   | OLB   | 6-3  | 280 | 12/17/88  | 3    | Mississippi State     | Pahokee, FL          |
| 36  | Miles, Jeromy     | S     | 6-2  | 214 | 7/20/87   | 4    | Massachusetts         | Sicklerville, NJ     |
| 60  | Monroe, Eugene    | T     | 6-5  | 306 | 4/18/87   | 5    | Virginia              | Plainfield, NJ       |
| 92  | Ngata, Haloti     | NT    | 6-4  | 340 | 1/21/84   | 8    | Oregon                | Salt Lake City, UT   |
| 74  | Oher, Michael     | T     | 6-4  | 315 | 5/28/86   | 5    | Mississippi           | Memphis, TN          |
| 30  | Pierce, Bernard   | RB    | 6-0  | 218 | 5/10/91   | 2    | Temple                | Ardmore, PA          |
| 88  | Pitta, Dennis     | TE    | 6-4  | 245 | 6/29/85   | 4    | BYU                   | Moorpark, CA         |
| 76  | Reid, Jah         | G/T   | 6-7  | 340 | 7/21/88   | 3    | Central Florida       | Haines City, FL      |
| 27  | Rice, Ray         | RB    | 5-8  | 212 | 1/22/87   | 6    | Rutgers               | New Rochelle, NY     |
| 34  | Scott, Bernard    | RB    | 5-10 | 195 | 2/10/84   | 5    | Abilene Christian     | Wichita Falls, TX    |
| 68  | Shipley, A.Q.     | C     | 6-1  | 309 | 5/22/86   | 3    | Penn State            | Moon Township, PA    |
| 94  | Simon, John       | OLB   | 6-1  | 257 | 10/14/90  | R    | Ohio State            | Youngstown, OH       |
| 51  | Smith, Daryl      | ILB   | 6-2  | 248 | 3/14/82   | 10   | Georgia Tech          | Albany, GA           |
| 22  | Smith, Jimmy      | CB    | 6-2  | 200 | 7/26/88   | 3    | Colorado              | Colton, CA           |
| 82  | Smith, Torrey     | WR    | 6-0  | 205 | 1/26/89   | 3    | Maryland              | Falmouth, VA         |
| 55  | Suggs, Terrell    | OLB   | 6-3  | 260 | 10/11/82  | 11   | Arizona State         | Chandler, AZ         |
| 2   | Taylor, Tyrod     | QB    | 6-1  | 215 | 8/3/89    | 3    | Virginia Tech         | Hampton, VA          |
| 83  | Thompson, Deonte  | WR/RS | 6-0  | 203 | 2/14/89   | 2    | Florida               | Belle Glade, FL      |
| 28  | Trawick, Brynden  | S     | 6-2  | 215 | 10/23/89  | R    | Troy                  | Marietta, GA         |
| 9   | Tucker, Justin    | K     | 6-0  | 180 | 11/21/89  | 2    | Texas                 | Austin, TX           |
| 93  | Tyson, DeAngelo   | DE    | 6-2  | 315 | 4/12/89   | 2    | Georgia               | Statesboro, GA       |
| 91  | Upshaw, Courtney  | OLB   | 6-2  | 272 | 12/13/89  | 2    | Alabama               | Eufaula, AL          |
| 71  | Wagner, Rick      | G/T   | 6-6  | 310 | 10/21/89  | R    | Wisconsin             | West Allis, WI       |
| 21  | Webb, Lardarius   | CB/RS | 5-10 | 182 | 10/12/85  | 5    | Nicholls State        | Opelika, AL          |
| 98  | Williams, Brandon | DT    | 6-1  | 335 | 2/21/89   | R    | Missouri Southern St. | Kirkwood, MO         |
| 73  | Yanda, Marshal    | G/T   | 6-3  | 305 | 9/15/84   | 7    | Iowa                  | Anamosa, IA          |

### Practice Squad

|    |                   |    |     |     |          |   |                    |                  |
|----|-------------------|----|-----|-----|----------|---|--------------------|------------------|
| 11 | Aiken, Kamar      | WR | 6-2 | 215 | 5/30/89  | 3 | Central Florida    | Hollywood, FL    |
| 35 | Gray, Jonas       | RB | 5-9 | 230 | 6/27/90  | R | Notre Dame         | Pontiac, MI      |
| 69 | Larsen, Cody      | DT | 6-4 | 300 | 12/31/87 | R | Southern Utah      | Draper, UT       |
| 70 | Mims, David       | T  | 6-8 | 350 | 5/18/88  | 1 | Virginia Union     | Charlotte, NC    |
| 86 | Overbay, Nathan   | TE | 6-5 | 270 | 1/4/87   | 1 | Eastern Washington | Lakewood, WA     |
| 7  | Sheppard, Gerrard | WR | 6-2 | 215 | 11/16/90 | R | Towson             | Baltimore, MD    |
| 3  | Stephens, Nick    | QB | 6-3 | 221 | 5/19/87  | 1 | Tarleton State     | Flower Mound, TX |
| 65 | Stephens, Reggie  | C  | 6-3 | 325 | 8/28/87  | 2 | Iowa State         | Rowlett, TX      |

### Reserve/Injured List

|    |                          |     |     |     |          |    |                     |               |
|----|--------------------------|-----|-----|-----|----------|----|---------------------|---------------|
| 49 | Bryant, D.J. (knee)      | OLB | 6-3 | 248 | 3/3/89   | 1  | James Madison       | Baltimore, MD |
| 95 | Hamilton, Adrian (wrist) | OLB | 6-3 | 255 | 11/29/87 | 2  | Prairie View A&M    | Dallas, TX    |
| 13 | Mellette, Aaron (knee)   | WR  | 6-2 | 217 | 12/28/89 | R  | Elon                | Sanford, NC   |
| 72 | Osemele, Kelechi (back)  | G/T | 6-5 | 330 | 6/24/89  | 2  | Iowa State          | Houston, TX   |
| 80 | Stokley, Brandon (head)  | WR  | 6-0 | 194 | 6/23/76  | 15 | Louisiana-Lafayette | Lafayette, LA |

### Practice Squad Reserve/Injured List

|    |                                   |    |     |     |         |   |          |                |
|----|-----------------------------------|----|-----|-----|---------|---|----------|----------------|
| 85 | Furstenburg, Matt (sports hernia) | TE | 6-3 | 244 | 6/19/89 | R | Maryland | Flemington, NJ |
|----|-----------------------------------|----|-----|-----|---------|---|----------|----------------|

### Reserve/Non-Football Injury

|    |                            |    |     |     |         |   |            |                 |
|----|----------------------------|----|-----|-----|---------|---|------------|-----------------|
| 67 | Lewis-Moore, Kapron (knee) | DE | 6-4 | 310 | 1/24/90 | R | Notre Dame | Weatherford, TX |
|----|----------------------------|----|-----|-----|---------|---|------------|-----------------|

# 2013 NUMERICAL ROSTER

## Final Season Information

| No. | Name             | Pos.  | Ht.  | Wt. | Birthdate | Exp. | College               | How Acq.      | 2013 Games |    |     |     |
|-----|------------------|-------|------|-----|-----------|------|-----------------------|---------------|------------|----|-----|-----|
|     |                  |       |      |     |           |      |                       |               | P          | S  | DNP | INA |
| 2   | Tyrod Taylor     | QB    | 6-1  | 215 | 8/3/89    | 3    | Virginia Tech         | D6 '11        | 3          | 0  | 13  | 0   |
| 4   | Sam Koch         | P     | 6-1  | 218 | 8/13/82   | 8    | Nebraska              | D6a '06       | 16         | 0  | 0   | 0   |
| 5   | Joe Flacco       | QB    | 6-6  | 245 | 1/16/85   | 6    | Delaware              | D1 '08        | 16         | 16 | 0   | 0   |
| 9   | Justin Tucker    | K     | 6-0  | 180 | 11/21/89  | 2    | Texas                 | FA '12        | 16         | 0  | 0   | 0   |
| 12  | Jacoby Jones     | WR/RS | 6-2  | 215 | 7/11/84   | 7    | Lane                  | FA '12        | 12         | 9  | 0   | 4   |
| 14  | Marlon Brown     | WR    | 6-5  | 205 | 4/22/91   | R    | Georgia               | RFA '13       | 14         | 12 | 0   | 2   |
| 17  | Tandon Doss      | WR/RS | 6-2  | 207 | 9/22/89   | 3    | Indiana               | D4 '11        | 15         | 2  | 0   | 0   |
| 21  | Lardarius Webb   | CB/RS | 5-10 | 182 | 10/12/85  | 5    | Nicholls State        | D3 '09        | 16         | 16 | 0   | 0   |
| 22  | Jimmy Smith      | CB    | 6-2  | 200 | 7/26/88   | 3    | Colorado              | D1 '11        | 16         | 16 | 0   | 0   |
| 23  | Chykie Brown     | CB    | 5-11 | 190 | 12/26/86  | 3    | Texas                 | D5a '11       | 16         | 0  | 0   | 0   |
| 24  | Corey Graham     | CB    | 6-0  | 196 | 7/25/85   | 7    | New Hampshire         | UFA (CHI) '12 | 16         | 5  | 0   | 0   |
| 25  | Asa Jackson      | CB/RS | 5-10 | 182 | 12/2/89   | 2    | Cal Poly              | D5 '12        | 4          | 0  | 0   | 4   |
| 26  | Matt Elam        | S     | 5-10 | 210 | 9/21/91   | R    | Florida               | D1 '13        | 16         | 15 | 0   | 0   |
| 27  | Ray Rice         | RB    | 5-8  | 212 | 1/22/87   | 6    | Rutgers               | D2 '08        | 15         | 15 | 0   | 1   |
| 28  | Brynden Trawick  | S     | 6-2  | 215 | 10/23/89  | R    | Troy                  | RFA '13       | 8          | 0  | 0   | 4   |
| 30  | Bernard Pierce   | RB    | 6-0  | 218 | 5/10/91   | 2    | Temple                | D3 '12        | 16         | 1  | 0   | 0   |
| 31  | Omar Brown       | S     | 5-11 | 195 | 6/6/88    | 2    | Marshall              | FA '12        | 1          | 0  | 0   | 8   |
| 32  | James Ihedigbo   | S     | 6-1  | 214 | 12/3/83   | 7    | Massachusetts         | FA '12        | 16         | 16 | 0   | 0   |
| 34  | Bernard Scott    | RB    | 5-10 | 195 | 2/10/84   | 5    | Abilene Christian     | FA '13        | 2          | 0  | 0   | 6   |
| 36  | Jeromy Miles     | S     | 6-2  | 214 | 7/20/87   | 4    | Massachusetts         | FA '13        | 12         | 0  | 0   | 1   |
| 40  | Kyle Juszczyk    | FB    | 6-1  | 245 | 4/23/91   | R    | Harvard               | D4b '13       | 16         | 0  | 0   | 0   |
| 41  | Anthony Levine   | S     | 5-11 | 203 | 3/27/87   | 2    | Tennessee State       | FA '12        | 16         | 0  | 0   | 0   |
| 44  | Vonta Leach      | FB    | 6-0  | 260 | 11/6/81   | 10   | East Carolina         | FA '13        | 16         | 7  | 0   | 0   |
| 46  | Morgan Cox       | LS    | 6-4  | 241 | 4/26/86   | 4    | Tennessee             | FA '10        | 16         | 0  | 0   | 0   |
| 50  | Albert McClellan | ILB   | 6-2  | 245 | 6/4/86    | 3    | Marshall              | FA '10        | 15         | 0  | 0   | 1   |
| 51  | Daryl Smith      | ILB   | 6-2  | 248 | 3/14/82   | 10   | Georgia Tech          | UFA (JAX) '13 | 16         | 16 | 0   | 0   |
| 53  | Jameel McClain   | ILB   | 6-1  | 245 | 7/25/85   | 6    | Syracuse              | FA '08        | 10         | 10 | 0   | 0   |
| 55  | Terrell Suggs    | OLB   | 6-3  | 260 | 10/11/82  | 11   | Arizona State         | D1a '03       | 16         | 16 | 0   | 0   |
| 56  | Josh Bynes       | ILB   | 6-1  | 240 | 8/24/89   | 2    | Auburn                | FA '11        | 15         | 6  | 0   | 1   |
| 58  | Elvis Dumervil   | OLB   | 5-11 | 260 | 1/19/84   | 8    | Louisville            | FA '13        | 15         | 3  | 0   | 1   |
| 59  | Arthur Brown     | ILB   | 6-0  | 235 | 6/17/90   | R    | Kansas State          | D2 '13        | 14         | 0  | 0   | 2   |
| 60  | Eugene Monroe    | T     | 6-5  | 306 | 4/18/87   | 5    | Virginia              | TR (JAX) '13  | 11         | 11 | 0   | 1   |
| 62  | Terrence Cody    | NT    | 6-4  | 340 | 6/28/88   | 4    | Alabama               | D2b '10       | 12         | 1  | 0   | 4   |
| 66  | Gino Gradkowski  | G/C   | 6-3  | 300 | 11/5/88   | 2    | Delaware              | D4a '12       | 16         | 16 | 0   | 0   |
| 68  | A.Q. Shipley     | G/C   | 6-1  | 309 | 5/22/86   | 2    | Penn State            | TR (IND) '13  | 16         | 9  | 0   | 0   |
| 71  | Rick Wagner      | G/T   | 6-6  | 310 | 10/21/89  | R    | Wisconsin             | D5 '13        | 16         | 2  | 0   | 0   |
| 73  | Marshal Yanda    | G/T   | 6-3  | 305 | 9/15/84   | 7    | Iowa                  | D3b '07       | 16         | 16 | 0   | 0   |
| 74  | Michael Oher     | T     | 6-4  | 315 | 5/28/86   | 5    | Mississippi           | D1 '09        | 16         | 16 | 0   | 0   |
| 76  | Jah Reid         | G/T   | 6-7  | 340 | 7/21/88   | 3    | Central Florida       | D3 '11        | 10         | 0  | 0   | 6   |
| 77  | Ryan Jensen      | C     | 6-4  | 318 | 5/27/91   | R    | Colorado State-Pueblo | D6b '13       | 0          | 0  | 0   | 16  |
| 82  | Torrey Smith     | WR    | 6-0  | 205 | 1/26/89   | 3    | Maryland              | D2 '11        | 16         | 16 | 0   | 0   |
| 83  | Deonte Thompson  | WR/RS | 6-0  | 203 | 2/14/89   | 2    | Florida               | FA '12        | 7          | 0  | 0   | 9   |
| 84  | Ed Dickson       | TE    | 6-4  | 255 | 7/25/87   | 4    | Oregon                | D3 '10        | 16         | 14 | 0   | 0   |
| 87  | Dallas Clark     | TE    | 6-3  | 252 | 6/12/79   | 11   | Iowa                  | UFA (TB) '13  | 12         | 0  | 1   | 3   |
| 88  | Dennis Pitta     | TE    | 6-4  | 245 | 6/29/85   | 4    | BYU                   | D4 '10        | 4          | 1  | 0   | 0   |
| 90  | Pernell McPhee   | OLB   | 6-3  | 280 | 12/17/88  | 3    | Mississippi State     | D5b '11       | 16         | 0  | 0   | 0   |
| 91  | Courtney Upshaw  | OLB   | 6-2  | 272 | 12/13/89  | 2    | Alabama               | D2a '12       | 16         | 13 | 0   | 0   |
| 92  | Haloti Ngata     | NT    | 6-4  | 340 | 1/21/84   | 8    | Oregon                | D1 '06        | 15         | 15 | 0   | 1   |
| 93  | DeAngelo Tyson   | DE    | 6-2  | 315 | 4/12/89   | 2    | Georgia               | D7 '12        | 13         | 0  | 0   | 3   |
| 94  | John Simon       | OLB   | 6-1  | 257 | 10/14/90  | R    | Ohio State            | D4a '13       | 7          | 0  | 0   | 9   |
| 97  | Arthur Jones     | DT    | 6-3  | 315 | 6/3/86    | 4    | Syracuse              | D5b '10       | 14         | 13 | 0   | 2   |
| 98  | Brandon Williams | DT    | 6-1  | 335 | 2/21/89   | R    | Missouri Southern St. | D3 '13        | 7          | 0  | 0   | 9   |
| 99  | Chris Canty      | DE    | 6-7  | 317 | 11/10/82  | 9    | Virginia              | FA '13        | 15         | 13 | 0   | 1   |

### Practice Squad

|    |                  |    |     |     |          |   |                    |         |   |   |   |   |
|----|------------------|----|-----|-----|----------|---|--------------------|---------|---|---|---|---|
| 3  | Nick Stephens    | QB | 6-3 | 221 | 5/19/87  | 1 | Tarleton State     | FA '13  | 0 | 0 | 0 | 0 |
| 7  | Gerrard Sheppard | WR | 6-2 | 215 | 11/16/90 | R | Towson             | RFA '13 | 0 | 0 | 0 | 0 |
| 11 | Kamar Aiken      | WR | 6-2 | 215 | 5/30/89  | 3 | Central Florida    | FA '13  | 0 | 0 | 0 | 0 |
| 35 | Jonas Gray       | RB | 5-9 | 230 | 6/27/90  | R | Notre Dame         | FA '13  | 0 | 0 | 0 | 0 |
| 65 | Reggie Stephens  | C  | 6-3 | 325 | 8/28/87  | 2 | Iowa State         | FA '12  | 0 | 0 | 0 | 0 |
| 69 | Cody Larsen      | DT | 6-4 | 300 | 12/31/87 | R | Southern Utah      | RFA '13 | 0 | 0 | 0 | 0 |
| 70 | David Mims       | T  | 6-8 | 350 | 5/18/88  | 1 | Virginia Union     | RFA '13 | 0 | 0 | 0 | 0 |
| 86 | Nathan Overbay   | TE | 6-5 | 270 | 1/4/87   | 1 | Eastern Washington | FA '13  | 0 | 0 | 0 | 0 |

### Reserve/Injured List

|    |                         |     |     |     |          |    |                     |               |   |   |   |   |
|----|-------------------------|-----|-----|-----|----------|----|---------------------|---------------|---|---|---|---|
| 13 | Aaron Mellette (knee)   | WR  | 6-2 | 217 | 12/28/89 | R  | Elon                | D7a '13       | 0 | 0 | 0 | 1 |
| 49 | D.J. Bryant (knee)      | OLB | 6-3 | 248 | 3/3/89   | 1  | James Madison       | FA '12        | 0 | 0 | 0 | 0 |
| 72 | Kelechi Osemele (back)  | G/T | 6-5 | 330 | 6/24/89  | 2  | Iowa State          | D2b '12       | 7 | 7 | 0 | 1 |
| 80 | Brandon Stokley (head)  | WR  | 6-0 | 194 | 6/23/76  | 15 | Louisiana-Lafayette | UFA (DEN) '13 | 6 | 0 | 0 | 6 |
| 95 | Adrian Hamilton (wrist) | OLB | 6-3 | 255 | 11/29/87 | 2  | Prairie View A&M    | FA '12        | 0 | 0 | 0 | 0 |

### Practice Squad Reserve/Injured List

|    |                                  |    |     |     |         |   |          |         |   |   |   |   |
|----|----------------------------------|----|-----|-----|---------|---|----------|---------|---|---|---|---|
| 85 | Matt Furstenburg (sports hernia) | TE | 6-3 | 244 | 6/19/89 | R | Maryland | RFA '13 | 0 | 0 | 0 | 0 |
|----|----------------------------------|----|-----|-----|---------|---|----------|---------|---|---|---|---|

### Reserve/Non-Football Injury

|    |                           |    |     |     |         |   |            |         |   |   |   |   |
|----|---------------------------|----|-----|-----|---------|---|------------|---------|---|---|---|---|
| 67 | Kapron Lewis-Moore (knee) | DE | 6-4 | 310 | 1/24/90 | R | Notre Dame | D6a '13 | 0 | 0 | 0 | 0 |
|----|---------------------------|----|-----|-----|---------|---|------------|---------|---|---|---|---|

# 2013 POSITIONAL ROSTER

Final Season Information

## QUARTERBACKS

|   |              |    |
|---|--------------|----|
| 2 | Tyrod Taylor | QB |
| 5 | Joe Flacco   | QB |

## WIDE RECEIVERS

|    |                 |       |
|----|-----------------|-------|
| 12 | Jacoby Jones    | WR/RS |
| 14 | Marlon Brown    | WR    |
| 17 | Tandon Doss     | WR/RS |
| 82 | Torrey Smith    | WR    |
| 83 | Deonte Thompson | WR/RS |

## RUNNING BACKS

|    |                |    |
|----|----------------|----|
| 27 | Ray Rice       | RB |
| 30 | Bernard Pierce | RB |
| 34 | Bernard Scott  | RB |
| 40 | Kyle Juszczyk  | FB |
| 44 | Vonta Leach    | FB |

## TIGHT ENDS

|    |              |    |
|----|--------------|----|
| 84 | Ed Dickson   | TE |
| 87 | Dallas Clark | TE |
| 88 | Dennis Pitta | TE |

## OFFENSIVE LINE

|    |                 |     |
|----|-----------------|-----|
| 60 | Eugene Monroe   | T   |
| 66 | Gino Gradkowski | G/C |
| 68 | A.Q. Shipley    | C   |
| 71 | Rick Wagner     | G/T |
| 73 | Marshal Yanda   | G/T |
| 74 | Michael Oher    | T   |
| 76 | Jah Reid        | G/T |
| 77 | Ryan Jensen     | C   |

## SPECIALISTS

|    |               |    |
|----|---------------|----|
| 4  | Sam Koch      | P  |
| 9  | Justin Tucker | K  |
| 46 | Morgan Cox    | LS |

## PRACTICE SQUAD

|    |                  |    |
|----|------------------|----|
| 3  | Nick Stephens    | QB |
| 7  | Gerrard Sheppard | WR |
| 11 | Kamar Aiken      | WR |
| 35 | Jonas Gray       | RB |
| 65 | Reggie Stephens  | C  |
| 69 | Cody Larsen      | DT |
| 70 | David Mims       | T  |
| 86 | Nathan Overbay   | TE |

## SECONDARY

|    |                 |       |
|----|-----------------|-------|
| 21 | Lardarius Webb  | CB/RS |
| 22 | Jimmy Smith     | CB    |
| 23 | Chykie Brown    | CB    |
| 24 | Corey Graham    | CB    |
| 25 | Asa Jackson     | CB/RS |
| 26 | Matt Elam       | S     |
| 28 | Brynden Trawick | S     |
| 31 | Omar Brown      | S     |
| 32 | James Ihedigbo  | S     |
| 36 | Jeromy Miles    | S     |
| 41 | Anthony Levine  | S     |

## LINEBACKERS

|    |                  |     |
|----|------------------|-----|
| 50 | Albert McClellan | ILB |
| 51 | Daryl Smith      | ILB |
| 53 | Jameel McClain   | ILB |
| 55 | Terrell Suggs    | OLB |
| 56 | Josh Bynes       | ILB |
| 58 | Elvis Dumervil   | OLB |
| 59 | Arthur Brown     | ILB |
| 90 | Pernell McPhee   | OLB |
| 91 | Courtney Upshaw  | OLB |
| 94 | John Simon       | OLB |

## DEFENSIVE LINE

|    |                  |    |
|----|------------------|----|
| 62 | Terrence Cody    | NT |
| 92 | Haloti Ngata     | NT |
| 93 | DeAngelo Tyson   | DE |
| 97 | Arthur Jones     | DT |
| 98 | Brandon Williams | DT |
| 99 | Chris Canty      | DE |

## RESERVE/INJURED

|    |                         |     |
|----|-------------------------|-----|
| 13 | Aaron Mellette (knee)   | WR  |
| 49 | D.J. Bryant (knee)      | OLB |
| 72 | Kelechi Osemele (back)  | G/T |
| 80 | Brandon Stokley (head)  | WR  |
| 95 | Adrian Hamilton (wrist) | OLB |

## PRACTICE SQUAD RESERVE/INJURED

|    |                                  |    |
|----|----------------------------------|----|
| 85 | Matt Furstenburg (sports hernia) | TE |
|----|----------------------------------|----|

## RESERVE/NON-FOOTBALL INJURY

|    |                           |    |
|----|---------------------------|----|
| 67 | Kapron Lewis-Moore (knee) | DE |
|----|---------------------------|----|

# 2013 COACHING STAFF

|                        |  |
|------------------------|--|
| <b>John Harbaugh</b>   | Head Coach                                     |
| <b>Jerry Rosburg</b>   | Assistant Head Coach/Special Teams Coordinator |
| <b>Jim Caldwell</b>    | Offensive Coordinator                          |
| <b>Dean Pees</b>       | Defensive Coordinator                          |
| <b>Teryl Austin</b>    | Secondary                                      |
| <b>Juney Barnett</b>   | Assistant Strength and Conditioning            |
| <b>Clarence Brooks</b> | Defensive Line                                 |
| <b>Randy Brown</b>     | Kicking Consultant                             |
| <b>Juan Castillo</b>   | Run Game Coordinator                           |
| <b>Jay Harbaugh</b>    | Offensive Assistant                            |
| <b>Wade Harman</b>     | Tight Ends                                     |

|                           |                            |
|---------------------------|----------------------------|
| <b>Chris Hewitt</b>       | Assistant Special Teams    |
| <b>Jim Hostler</b>        | Wide Receivers             |
| <b>Don Martindale</b>     | Inside Linebackers         |
| <b>Andy Moeller</b>       | Offensive Line             |
| <b>Ted Monachino</b>      | Linebackers                |
| <b>Wilbert Montgomery</b> | Running Backs              |
| <b>Bob Rogucki</b>        | Strength and Conditioning  |
| <b>Steve Spagnuolo</b>    | Senior Defensive Assistant |
| <b>Craig Ver Steeg</b>    | Senior Offensive Assistant |
| <b>Todd Washington</b>    | Assistant Offensive Line   |
| <b>Matt Weiss</b>         | Defensive Quality Control  |



# 2013 DEPTH CHART

Updated by Ravens PR staff.

## OFFENSE

|           |    |                              |           |                             |                                    |
|-----------|----|------------------------------|-----------|-----------------------------|------------------------------------|
| <b>WR</b> | 82 | Torrey Smith (16/16)         | 17        | Tandon Doss (15/2)          |                                    |
| <b>WR</b> | 12 | Jacoby Jones (12/9)          | <u>14</u> | <u>Marlon Brown (14/12)</u> | 83 Deonte Thompson (7/0)           |
| <b>LT</b> | 60 | Eugene Monroe (11/11, 15/15) | <u>71</u> | <u>Rick Wagner (16/2)</u>   |                                    |
| <b>LG</b> | 68 | A.Q. Shipley (16/9)          | 76        | Jah Reid (10/0)             |                                    |
| <b>C</b>  | 66 | Gino Gradkowski (16/16)      | 68        | A.Q. Shipley (16/9)         | <u>77</u> <u>Ryan Jensen (0/0)</u> |
| <b>RG</b> | 73 | Marshal Yanda (16/16)        | 76        | Jah Reid (10/0)             |                                    |
| <b>RT</b> | 74 | Michael Oher (16/16)         | <u>71</u> | <u>Rick Wagner (16/2)</u>   |                                    |
| <b>TE</b> | 84 | Ed Dickson (16/14)           | 88        | Dennis Pitta (4/1)          | 87 Dallas Clark (12/0)             |
| <b>QB</b> | 5  | Joe Flacco (16/16)           | 2         | Tyrod Taylor (3/0)          |                                    |
| <b>FB</b> | 44 | Vonta Leach (16/7)           | <u>40</u> | <u>Kyle Juszczyk (16/0)</u> |                                    |
| <b>RB</b> | 27 | Ray Rice (15/15)             | 30        | Bernard Pierce (16/1)       | 34 Bernard Scott (2/0)             |

## DEFENSE

|             |           |                              |           |                               |  |
|-------------|-----------|------------------------------|-----------|-------------------------------|--|
| <b>DT</b>   | 97        | Arthur Jones (14/13)         | <u>98</u> | <u>Brandon Williams (7/0)</u> |  |
| <b>NT</b>   | 92        | Haloti Ngata (15/15)         | 62        | Terrence Cody (12/1)          |  |
| <b>DE</b>   | 99        | Chris Canty (15/13)          | 93        | DeAngelo Tyson (13/0)         |  |
| <b>Rush</b> | 55        | Terrell Suggs (16/16)        | 90        | Pernell McPhee (16/0)         |  |
| <b>Will</b> | 53        | Jameel McClain (10/10)       | 56        | Josh Byner (15/6)             | <u>59</u> <u>Arthur Brown (14/0)</u>   |
| <b>Mike</b> | 51        | Daryl Smith (16/16)          | 50        | Albert McClellan (15/0)       |  |
| <b>Sam</b>  | 91        | Courtney Upshaw (16/13) -OR- | 58        | Elvis Dumervil (15/3)         | <u>94</u> <u>John Simon (7/0)</u>      |
| <b>LCB</b>  | 21        | Lardarius Webb (16/16)       | 23        | Chykie Brown (16/0)           |  |
| <b>SS</b>   | 32        | James Ihedigbo (16/16)       | 41        | Anthony Levine (16/0)         | 36 Jeromy Miles (12/0, 13/0)           |
| <b>FS</b>   | <u>26</u> | <u>Matt Elam (16/15)</u>     | 31        | Omar Brown (1/0)              | <u>28</u> <u>Brynden Trawick (8/0)</u> |
| <b>RCB</b>  | 22        | Jimmy Smith (16/16)          | 24        | Corey Graham (16/5)           | 25 Asa Jackson (4/0)                   |

## SPECIAL TEAMS

|            |    |                      |    |                       |                           |
|------------|----|----------------------|----|-----------------------|---------------------------|
| <b>P</b>   | 4  | Sam Koch (16/0)      |    |                       |                           |
| <b>K</b>   | 9  | Justin Tucker (16/0) |    |                       |                           |
| <b>H</b>   | 4  | Sam Koch (16/0)      |    |                       |                           |
| <b>LS</b>  | 46 | Morgan Cox (16/0)    |    |                       |                           |
| <b>KOR</b> | 12 | Jacoby Jones (12/9)  | 83 | Deonte Thompson (7/0) | 17 Tandon Doss (15/2)     |
| <b>PR</b>  | 12 | Jacoby Jones (12/9)  | 17 | Tandon Doss (15/2)    | 21 Lardarius Webb (16/16) |

(2013 Games Played/Games Started)

Rookie Players Underlined

\* Injured

## PRONUNCIATION GUIDE

**Players:** Chykie Brown (SHOCK-ee), James Ihedigbo (ee-HEAD-ee-bo), Asa Jackson (ACE-uh), Kyle Juszczyk (YOOZ-check), Sam Koch (Cook), Vonta Leach (von-TAY), Kapron Lewis-Moore (CAP-rin), Pernell McPhee (purr-NELL), Aaron Mellette (muh-LETT), Haloti Ngata (ha-LOW-tee NAH-tah), Michael Oher (Oar), Kelechi Osemele (kah-LETCH-ee oh-SEM-uh-lee), Dennis Pitta (PIT-uh), Deonte Thompson (dee-ON-tay), Brynden Trawick (BREN-den TRAH-wick), Lardarius Webb (lahr-DARE-ee-us), Marshal Yanda (YAWN-da) **Coaches:** Juan Castillo (cass-TEE-yo), Ted Monachino (mah-nah-KEY-no), Bob Rogucki (ruh-GUS-key), Steve Spagnuolo (spag-NO-lo), Craig Ver Steeg (ver-STEGG)



# 2013 GAME-BY-GAME STARTERS

## OFFENSE

| GAME     | WR       | LT       | LG      | C          | RG    | RT   | TE      | WR              | QB     | RB            | FB    | OTHER             |
|----------|----------|----------|---------|------------|-------|------|---------|-----------------|--------|---------------|-------|-------------------|
| 09/05/13 | T. Smith | McKinnie | Osemele | Gradkowski | Yanda | Oher | Dickson | <b>M. Brown</b> | Flacco | Rice          | Leach | n/a               |
| 09/15/13 | T. Smith | McKinnie | Osemele | Gradkowski | Yanda | Oher | Dickson | M. Brown        | Flacco | Rice          | Leach | n/a               |
| 09/22/13 | T. Smith | McKinnie | Osemele | Gradkowski | Yanda | Oher | Dickson | M. Brown        | Flacco | <b>Pierce</b> | Leach | n/a               |
| 09/29/13 | T. Smith | McKinnie | Osemele | Gradkowski | Yanda | Oher | Dickson | M. Brown        | Flacco | Rice          | Leach | n/a               |
| 10/06/13 | T. Smith | McKinnie | Osemele | Gradkowski | Yanda | Oher | Dickson | <b>Doss</b>     | Flacco | Rice          | Leach | n/a               |
| 10/13/13 | T. Smith | Monroe   | Osemele | Gradkowski | Yanda | Oher | Bajema  | M. Brown        | Flacco | Rice          | n/a   | <b>Wagner (T)</b> |
| 10/20/13 | T. Smith | Monroe   | Osemele | Gradkowski | Yanda | Oher | Dickson | M. Brown        | Flacco | Rice          | n/a   | J. Jones (WR)     |
| 11/03/13 | T. Smith | Monroe   | Shipley | Gradkowski | Yanda | Oher | Dickson | M. Brown        | Flacco | Rice          | n/a   | J. Jones (WR)     |
| 11/10/13 | T. Smith | Monroe   | Shipley | Gradkowski | Yanda | Oher | Dickson | M. Brown        | Flacco | Rice          | n/a   | J. Jones (WR)     |
| 11/17/13 | T. Smith | Monroe   | Shipley | Gradkowski | Yanda | Oher | Dickson | Doss            | Flacco | Rice          | n/a   | J. Jones (WR)     |
| 11/24/13 | T. Smith | Monroe   | Shipley | Gradkowski | Yanda | Oher | Dickson | M. Brown        | Flacco | Rice          | n/a   | J. Jones (WR)     |
| 11/28/13 | T. Smith | Monroe   | Shipley | Gradkowski | Yanda | Oher | Dickson | J. Jones        | Flacco | Rice          | Leach | n/a               |
| 12/08/13 | T. Smith | Monroe   | Shipley | Gradkowski | Yanda | Oher | Dickson | J. Jones        | Flacco | Rice          | n/s   | M. Brown (WR)     |
| 12/16/13 | T. Smith | Monroe   | Shipley | Gradkowski | Yanda | Oher | Dickson | J. Jones        | Flacco | Rice          | n/s   | M. Brown (WR)     |
| 12/22/13 | T. Smith | Monroe   | Shipley | Gradkowski | Yanda | Oher | Dickson | n/a             | Flacco | Rice          | Leach | Wagner (TE)       |
| 12/29/13 | T. Smith | Monroe   | Shipley | Gradkowski | Yanda | Oher | Pitta   | J. Jones        | Flacco | Rice          | n/a   | M. Brown (WR)     |

## DEFENSE

| GAME     | DT       | DE     | NT    | SAM      | MIKE     | WILL    | RUSH  | RCB      | LCB  | SS      | FS          | OTHER       |
|----------|----------|--------|-------|----------|----------|---------|-------|----------|------|---------|-------------|-------------|
| 09/05/13 | n/a      | Canty  | Ngata | Dumervil | D. Smith | Bynes   | Suggs | J. Smith | Webb | hedigbo | Huff        | Graham (CB) |
| 09/15/13 | A. Jones | Canty  | Ngata | Upshaw   | D. Smith | Bynes   | Suggs | J. Smith | Webb | hedigbo | <b>Elam</b> | n/a         |
| 09/22/13 | A. Jones | Spears | Ngata | Upshaw   | D. Smith | Bynes   | Suggs | J. Smith | Webb | hedigbo | Elam        | n/a         |
| 09/29/13 | A. Jones | Canty  | Ngata | Upshaw   | D. Smith | Bynes   | Suggs | J. Smith | Webb | hedigbo | Elam        | n/a         |
| 10/06/13 | A. Jones | n/a    | Ngata | Dumervil | D. Smith | Bynes   | Suggs | J. Smith | Webb | hedigbo | Elam        | Graham (CB) |
| 10/13/13 | n/a      | Canty  | Ngata | Dumervil | D. Smith | Bynes   | Suggs | J. Smith | Webb | hedigbo | Elam        | Graham (CB) |
| 10/20/13 | A. Jones | Canty  | Ngata | Upshaw   | D. Smith | McClain | Suggs | J. Smith | Webb | hedigbo | Elam        | n/a         |
| 11/03/13 | A. Jones | Canty  | Ngata | Upshaw   | D. Smith | McClain | Suggs | J. Smith | Webb | hedigbo | Elam        | n/a         |
| 11/10/13 | A. Jones | Canty  | Ngata | Upshaw   | D. Smith | McClain | Suggs | J. Smith | Webb | hedigbo | Elam        | n/a         |
| 11/17/13 | A. Jones | Canty  | Cody  | Upshaw   | D. Smith | McClain | Suggs | J. Smith | Webb | hedigbo | Elam        | n/a         |
| 11/24/13 | A. Jones | Canty  | Ngata | Upshaw   | D. Smith | McClain | Suggs | J. Smith | Webb | hedigbo | Elam        | n/a         |
| 11/28/13 | A. Jones | Canty  | Ngata | Upshaw   | D. Smith | McClain | Suggs | J. Smith | Webb | hedigbo | Elam        | n/a         |
| 12/08/13 | A. Jones | Canty  | Ngata | Upshaw   | D. Smith | McClain | Suggs | J. Smith | Webb | hedigbo | Elam        | n/a         |
| 12/16/13 | A. Jones | n/a    | Ngata | Upshaw   | D. Smith | McClain | Suggs | J. Smith | Webb | hedigbo | Elam        | Graham (CB) |
| 12/22/13 | A. Jones | Canty  | Ngata | Upshaw   | D. Smith | McClain | Suggs | J. Smith | Webb | hedigbo | Elam        | n/a         |
| 12/29/13 | n/a      | Canty  | Ngata | Upshaw   | D. Smith | McClain | Suggs | J. Smith | Webb | hedigbo | Elam        | Graham (CB) |

**Bold denotes first NFL start**



# HOW 2013 RAVENS WERE BUILT

## HOW ACQUIRED

| YEAR | PLAYER                             | ACQ.       |
|------|------------------------------------|------------|
| 2003 | OLB Terrell Suggs                  | D1a        |
| 2006 | P Sam Koch                         | D6a        |
|      | DT Haloti Ngata                    | D1         |
| 2007 | G/T Marshal Yanda                  | D3b        |
| 2008 | QB Joe Flacco                      | D1         |
|      | LB Jameel McClain                  | RFA        |
|      | RB Ray Rice                        | D2         |
| 2009 | T Michael Oher                     | D1         |
|      | CB/RS Lardarius Webb               | D3         |
| 2010 | NT Terrence Cody                   | D2b        |
|      | LS Morgan Cox                      | RFA        |
|      | TE Ed Dickson                      | D3         |
|      | DE Arthur Jones                    | D5b        |
|      | LB Albert McClellan                | RFA        |
|      | TE Dennis Pitta                    | D4         |
| 2011 | CB Chykie Brown                    | D5a        |
|      | LB Josh Bynes                      | RFA        |
|      | WR Tandon Doss                     | D4         |
|      | FB Vonta Leach                     | UFA (Hou.) |
|      | DE Pernell McPhee                  | D5b        |
|      | T Jah Reid                         | D3         |
|      | CB Jimmy Smith                     | D1         |
|      | WR Torrey Smith                    | D2         |
|      | QB Tyrod Taylor                    | D6         |
| 2012 | S Omar Brown                       | RFA        |
|      | <i>OLB D.J. Bryant [IR]</i>        | FA         |
|      | G/C Gino Gradkowski                | D4a        |
|      | CB Corey Graham                    | UFA (Chi.) |
|      | <i>OLB Adrian Hamilton [IR]</i>    | RFA        |
|      | S James Ihedigbo                   | FA         |
|      | CB/RS Asa Jackson                  | D5         |
|      | WR/RS Jacoby Jones                 | FA         |
|      | DB Anthony Levine                  | FA         |
|      | <i>G/T Kelechi Osemele [IR]</i>    | D2b        |
|      | RB Bernard Pierce                  | D3         |
|      | WR/RS Deonte Thompson              | RFA        |
|      | K Justin Tucker                    | RFA        |
|      | DE DeAngelo Tyson                  | D7         |
|      | OLB Courtney Upshaw                | D2a        |
| 2013 | LB Arthur Brown                    | D2         |
|      | WR Marlon Brown                    | RFA        |
|      | DE Chris Canty                     | FA         |
|      | TE Dallas Clark                    | UFA (TB)   |
|      | OLB Elvis Dumervil                 | FA         |
|      | S Matt Elam                        | D1         |
|      | G/C Ryan Jensen                    | D6b        |
|      | FB Kyle Juszczyk                   | D4b        |
|      | <i>DE Kapron Lewis-Moore [NFI]</i> | D6a        |
|      | <i>WR Aaron Mellette [IR]</i>      | D7a        |
|      | S Jeromy Miles                     | FA         |
|      | T Eugene Monroe                    | TR (Jax.)  |
|      | RB Bernard Scott                   | FA         |
|      | C A.Q. Shipley                     | TR (Ind.)  |
|      | OLB John Simon                     | D4a        |
|      | LB Daryl Smith                     | UFA (Jax.) |
|      | <i>WR Brandon Stokley [IR]</i>     | UFA (Den.) |
|      | S Brynden Trawick                  | RFA        |
|      | T Rick Wagner                      | D5         |
|      | DT Brandon Williams                | D3         |

## RAVENS BY DRAFT ROUND

| 1st ROUND (8)                      | TEAM          | YEAR        |
|------------------------------------|---------------|-------------|
| TE Dallas Clark                    | Indianapolis  | 2003 (24th) |
| OLB Terrell Suggs                  | Baltimore     | 2003 (10th) |
| DT Haloti Ngata                    | Baltimore     | 2006 (12th) |
| QB Joe Flacco                      | Baltimore     | 2008 (18th) |
| T Eugene Monroe                    | Jacksonville  | 2009 (8th)  |
| T Michael Oher                     | Baltimore     | 2009 (23rd) |
| CB Jimmy Smith                     | Baltimore     | 2010 (27th) |
| S Matt Elam                        | Baltimore     | 2013 (32nd) |
| <b>2nd ROUND (7)</b>               |               |             |
| LB Daryl Smith                     | Jacksonville  | 2004        |
| RB Ray Rice                        | Baltimore     | 2008        |
| NT Terrence Cody                   | Baltimore     | 2010        |
| WR Torrey Smith                    | Baltimore     | 2011        |
| <i>G/T Kelechi Osemele [IR]</i>    | Baltimore     | 2012        |
| OLB Courtney Upshaw                | Baltimore     | 2012        |
| LB Arthur Brown                    | Baltimore     | 2013        |
| <b>3rd ROUND (7)</b>               |               |             |
| WR/RS Jacoby Jones                 | Houston       | 2007        |
| G/T Marshal Yanda                  | Baltimore     | 2007        |
| CB/RS Lardarius Webb               | Baltimore     | 2009        |
| TE Ed Dickson                      | Baltimore     | 2010        |
| T Jah Reid                         | Baltimore     | 2011        |
| RB Bernard Pierce                  | Baltimore     | 2012        |
| DT Brandon Williams                | Baltimore     | 2013        |
| <b>4th ROUND (8)</b>               |               |             |
| <i>WR Brandon Stokley [IR]</i>     | Baltimore     | 1999        |
| DE Chris Canty                     | Dallas        | 2005        |
| OLB Elvis Dumervil                 | Denver        | 2006        |
| TE Dennis Pitta                    | Baltimore     | 2010        |
| WR Tandon Doss                     | Baltimore     | 2011        |
| G/C Gino Gradkowski                | Baltimore     | 2012        |
| FB Kyle Juszczyk                   | Baltimore     | 2013        |
| OLB John Simon                     | Baltimore     | 2013        |
| <b>5th ROUND (6)</b>               |               |             |
| CB Corey Graham                    | Chicago       | 2007        |
| DE Arthur Jones                    | Baltimore     | 2010        |
| CB Chykie Brown                    | Baltimore     | 2011        |
| DE Pernell McPhee                  | Baltimore     | 2011        |
| CB/RS Asa Jackson                  | Baltimore     | 2012        |
| G/T Rick Wagner                    | Baltimore     | 2013        |
| <b>6th ROUND (5)</b>               |               |             |
| P Sam Koch                         | Baltimore     | 2006        |
| RB Bernard Scott                   | Cincinnati    | 2009        |
| QB Tyrod Taylor                    | Baltimore     | 2011        |
| G/C Ryan Jensen                    | Baltimore     | 2013        |
| <i>DE Kapron Lewis-Moore [NFI]</i> | Baltimore     | 2013        |
| <b>7th ROUND (3)</b>               |               |             |
| C A.Q. Shipley                     | Pittsburgh    | 2009        |
| DE DeAngelo Tyson                  | Baltimore     | 2012        |
| <i>WR Aaron Mellette [IR]</i>      | Baltimore     | 2013        |
| <b>UNDRAFTED (15)</b>              |               |             |
| FB Vonta Leach                     | Green Bay     | 2004        |
| S James Ihedigbo                   | New York Jets | 2007        |
| LB Jameel McClain                  | Baltimore     | 2008        |
| LS Morgan Cox                      | Baltimore     | 2010        |
| S Anthony Levine                   | Green Bay     | 2010        |
| LB Albert McClellan                | Baltimore     | 2010        |
| S Jeromy Miles                     | Cincinnati    | 2010        |
| LB Josh Bynes                      | Baltimore     | 2011        |
| S Omar Brown                       | Baltimore     | 2012        |
| <i>OLB D.J. Bryant [IR]</i>        | Houston       | 2012        |
| <i>OLB Adrian Hamilton [IR]</i>    | Dallas        | 2012        |
| WR/RS Deonte Thompson              | Baltimore     | 2012        |
| K Justin Tucker                    | Baltimore     | 2012        |
| WR Marlon Brown                    | Baltimore     | 2013        |
| S Brynden Trawick                  | Baltimore     | 2013        |

# 2013 TRANSACTIONS

- **Jan. 3:** Signed **OLB Spencer Adkins**, **WR Tori Gurley**, **DT Swanson Miller**, **T David Mims** and **TE/FB Steve Watson Jr.** to Reserve/Future contracts
- **Feb. 5:** Signed RB Lonyae Miller and C Reggie Stephens to Reserve/Future contracts.
- **Feb. 6:** Signed LB D.J. Bryant, LB Nigel Carr, G/T Jack Cornell, G Antoine McClain and TE Alex Silvestro to Reserve/Future contracts.
- **Feb. 28:** Placed C Matt Birk and LB Ray Lewis on the Reserve/Retired list
- **March 8:** Terminated the contract of vested veteran G Bobbie Williams.
- **March 11:** Traded WR Anquan Boldin to the 49ers in exchange for a 2013 sixth-round draft choice.
- **March 12:** Re-signed restricted free agents LS Morgan Cox and WR/RS David Reed.
- **March 13:** Re-signed exclusive rights free agent RB Damien Berry and restricted free agent Ramon Harewood; Signed free agent **DE Chris Canty**.
- **March 14:** Terminated the contract of vested veteran S Bernard Pollard; Re-signed unrestricted free agents S James Ihedigbo and CB Chris Johnson.
- **March 18:** Signed free agent **DT Marcus Spears**.
- **March 26:** Signed free agent **OLB Elvis Dumervil**.
- **March 27:** Re-signed restricted free agent DE Arthur Jones and exclusive rights free agent LB Albert McClellan.
- **March 28:** Signed free agent **S Michael Huff**.
- **April 2:** Re-signed exclusive rights free agent RB Anthony Allen.
- **April 4:** Terminated the contract of vested veteran LB Brendon Ayanbadejo.
- **April 5:** Re-signed exclusive rights free agent DL Bryan Hall.
- **April 15:** Signed free agent **LB Rolando McClain**.
- **April 16:** Signed free agent **QB Caleb Hanie**.
- **April 22:** Re-signed exclusive rights free agent LB Josh Bynes.
- **April 29:** Waived TE Steve Watson Jr.
- **May 3:** Waived RB Lonyae Miller; Signed 2013 draft choices **CB Marc Anthony**, **C Ryan Jensen**, **FB Kyle Juszyk**, **DE Kapron Lewis-Moore**, **WR Aaron Mellette** and **G/T Rick Wagner**; Signed rookie free agents **G Jeff Braun**, **CB Jose Cheeseborough**, **LB Brandon Copeland**, **T Jordan Devey**, **TE Matt Furstenburg**, **T Rogers Gaines**, **WR Omarius Hines**, **RB Ray Holley**, **TE Murphy Holloway**, **DE Will Pericak**, **WR Gerrard Sheppard**, **QB Nathan Stanley**, **S Brynden Trawick** and **T J.J. 'Unga**
- **May 7:** Waived CB Jose Cheeseborough, RB Ray Holley, TE Murphy Holloway, DT Swanson Miller and QB Nathan Stanley.
- **May 8:** Re-signed unrestricted free agent T Bryant McKinnie.
- **May 9:** Waived G Jeff Braun; Traded a conditional 2014 draft choice to Indianapolis in exchange for **C A.Q. Shipley**.
- **May 13:** Signed **WR Rashaad Carter**, **CB Mo Lee**, **S Gary Walker** and **OLB Meshak Williams**; Signed restricted free agent TE Dennis Pitta; Waived WR Tori Gurley.
- **May 14:** Waived WR Gerrard Sheppard; Signed **WR Marlon Brown**.
- **May 15:** Placed LB Rolando McClain on Reserve/Retired; Signed **QB Dayne Crist**.
- **May 20:** Signed rookie free agent **DT Cody Larsen**.
- **May 21:** Signed 2013 draft choice **LB John Simon**.
- **May 22:** Re-signed rookie free agent WR Gerrard Sheppard; Signed exclusive rights free agents LB Adrian Hamilton and DB Anthony Levine.
- **May 23:** Signed 2013 draft choice **LB Arthur Brown**; Re-signed exclusive free agents S Omar Brown and RB Bobby Rainey.
- **June 4:** Waived QB Dayne Crist; Signed **WR Marcus Rivers**.
- **June 5:** Waived OLB Michael McAdoo; Signed unrestricted free agent **LB Daryl Smith**.
- **June 7:** Signed 2013 draft choice **DT Brandon Williams**.
- **June 11:** Terminated the contract of vested veteran FB Vonta Leach; Re-signed unrestricted free agent TE Billy Bajema.
- **July 21:** Signed 2013 draft choice **S Matt Elam**.
- **July 22:** Placed LB Jameel McClain (neck) and G Marshal Yanda (shoulder) on the Physically Unable to Perform list; Waived WR Omarius Hines; Placed DE Kapron Lewis-Moore on the Active Non-Football Injury list.
- **July 25:** Placed DB Anthony Levine (foot) on the Physically Unable to Perform list.
- **July 28:** Signed free agent **TE Visanthe Shiancoe**.
- **July 30:** Waived LB Spencer Adkins; Re-signed free agent **FB Vonta Leach**.
- **Aug. 11:** Waived WR Marcus Rivers; Signed **WR Brandon Stokley**.
- **Aug. 13:** Waived S Gary Walker; Signed **TE Dallas Clark**.
- **Aug. 19:** Waived CB Chris Johnson.
- **Aug. 21:** Traded WR/RS David Reed to the Colts in exchange for **RB Delone Carter**.
- **Aug. 25:** Waived the following players: RB Damien Berry, WR Rashaad Carter, G/T Jack Cornell, LB Bryan Hall, G/T Ramon Harewood, CB Moe Lee, T David Mims, DE Will Pericak, WR Gerrard Sheppard, WR Tommy Streater and OLB Meshak Williams; Terminated the contract of vested veteran TE Visanthe Shiancoe; Placed OLB Adrian Hamilton (wrist) on Injured Reserve; Re-signed QB Dayne Crist.
- **Aug. 27:** Placed LB Jameel McClain (spine) on the Reserve/Physically Unable to Perform list; Placed DE Kapron Lewis-Moore (knee) on the Reserve/Non-Football Injury list.
- **Aug. 30:** Placed LB D.J. Bryant (knee) on Injured Reserve; Terminated the contract of vested veteran QB Caleb Hanie; Waived RB Anthony Allen; CB Marc Anthony; LB Nigel Carr; RB Delone Carter; LB Brandon Copeland; QB Dayne Crist; T Jordan Devey; T Rogers Gaines; TE Alex Silvestro and C Reggie Stephens
- **Aug. 31:** Terminated the contract of vested veteran TE Billy Bajema; Waived S Omar Brown, WR Tandon Doss, TE Matt Furstenburg, DT Cody Larsen, G Antoine McClain, RB Bobby Rainey and T J.J. 'Unga.
- **Sept. 1:** Signed S Omar Brown, LB Brandon Copeland, T Jordan Devey, TE Matt Furstenburg, DT Cody Larsen, C Reggie Stephens and T J.J. 'Unga to the practice squad; Waived (injured) WR LaQuan Williams (leg).
- **Sept. 2:** Signed **RB Jonas Gray** and WR Gerrard Sheppard to the practice squad; Claimed **LB Robert James** off waivers (Atl.).
- **Sept. 4:** Placed TE Dennis Pitta (hip) on the Injured Reserve/Designated for Return list; Re-signed TE Billy Bajema.
- **Sept. 9:** Waived (injured) LB Robert James (hamstring); Re-signed WR Tandon Doss.
- **Sept. 11:** Placed WR Aaron Mellette (knee) on Injured Reserve; Signed **RB/RS Shaun Draughn**.
- **Sept. 24:** Waived S Brynden Trawick; Claimed **S Jeromy Miles** (Cin.) off waivers; Waived LB Brandon Copeland from the practice squad; Signed S Brynden Trawick to the practice squad.
- **Oct. 1:** Waived S Christian Thompson.
- **Oct. 3:** Terminated the contract of vested veteran TE Billy Bajema; Completed a trade with the Jacksonville Jaguars for **T Eugene Monroe**.
- **Oct. 5:** Terminated the contract of vested veteran WR Brandon Stokley; Re-signed TE Billy Bajema.
- **Oct. 8:** Terminated the contract of vested veteran TE Billy Bajema; Re-signed WR Brandon Stokley.
- **Oct. 10:** Waived RB Shaun Draughn; Re-signed TE Billy Bajema.
- **Oct. 19:** Terminated the contract of vested veteran TE Billy Bajema; Activated LB Jameel McClain from the Physically Unable to Perform list (spine) to the active roster.
- **Oct. 21:** Traded T Bryant McKinnie to the Miami Dolphins in exchange for a future conditional draft pick.
- **Oct. 28:** Signed free agent **RB Bernard Scott**.
- **Oct. 30:** Waived the following vested veteran players S Michael Huff and DE Marcus Spears; Signed S Omar Brown and S Brynden Trawick from the practice squad to the 53-man roster; Signed **WR Kamar Aiken** and **QB Nick Stephens** to the practice squad.
- **Nov. 8:** Placed G/T Kelechi Osemele (back) on Injured Reserve; Activated CB/RS Asa Jackson from the Exempt/Commissioner Permission list (following his NFL suspension) to the 53-man roster.
- **Nov. 20:** Signed T David Mims to the practice squad after T J.J. 'Unga was signed by the Buffalo Bills off the practice squad.
- **Dec. 7:** Waived RB Bernard Scott; Activated TE Dennis Pitta to the 53-man roster from the Injured Reserve/Designated for Return list.
- **Dec. 10:** Placed WR Brandon Stokley (head) on Injured Reserve; Re-signed RB Bernard Scott to the 53-man roster.
- **Dec. 17:** Placed TE Matt Furstenburg on Practice Squad Injured Reserve; Signed **TE Nathan Overbay** to the practice squad.

(Bold denotes first time player has joined the Ravens.)



# – RAVENS STATISTICS –

- Cumulative Season Stats
- Team Game-by-Game Statistics
- Longest Plays from Scrimmage
- Team Superlatives
- Individual Superlatives
- Turnover Table
- Inside-the-20 Scoring
- First Downs
- Pass Completions by Distance
- The Last Time
- Penalty Challenges
- Seasonal Drive Charts
- 2013 Game Recaps



# 2013 RAVENS STATISTICS

## WON 8, LOST 8

|       |            |               |        |
|-------|------------|---------------|--------|
| 09/05 | L 27-49    | at Denver     | 76,977 |
| 09/15 | W 14- 6    | Cleveland     | 71,098 |
| 09/22 | W 30- 9    | Houston       | 71,168 |
| 09/29 | L 20-23    | at Buffalo    | 68,296 |
| 10/06 | W 26-23    | at Miami      | 68,342 |
| 10/13 | L 17-19    | Green Bay     | 71,319 |
| 10/20 | L 16-19    | at Pittsburgh | 62,295 |
| 11/03 | L 18-24    | at Cleveland  | 71,513 |
| 11/10 | W 20-17 OT | Cincinnati    | 70,992 |
| 11/17 | L 20-23 OT | at Chicago    | 62,367 |
| 11/24 | W 19- 3    | New York Jets | 71,148 |
| 11/28 | W 22-20    | Pittsburgh    | 71,005 |
| 12/08 | W 29-26    | Minnesota     | 70,921 |
| 12/16 | W 18-16    | at Detroit    | 64,742 |
| 12/22 | L 7-41     | New England   | 71,433 |
| 12/29 | L 17-34    | at Cincinnati | 62,406 |

|                          | Balt.          | Opp.            |
|--------------------------|----------------|-----------------|
| <b>TOTAL FIRST DOWNS</b> | <b>295</b>     | <b>284</b>      |
| Rushing                  | 68             | 79              |
| Passing                  | 189            | 176             |
| Penalty                  | 38             | 29              |
| 3rd Down: Made/Att       | 92/253         | 78/233          |
| 3rd Down Pct.            | 36.4           | 33.5            |
| 4th Down: Made/Att       | 6/16           | 8/14            |
| 4th Down Pct.            | 37.5           | 57.1            |
| <b>POSSESSION AVG.</b>   | <b>29:51</b>   | <b>30:09</b>    |
| <b>TOTAL NET YARDS</b>   | <b>4918</b>    | <b>5368</b>     |
| Avg. Per Game            | 307.4          | 335.5           |
| Total Plays              | 1090           | 1032            |
| Avg. Per Play            | 4.5            | 5.2             |
| <b>NET YARDS RUSHING</b> | <b>1328</b>    | <b>1687</b>     |
| Avg. Per Game            | 83.0           | 105.4           |
| Total Rushes             | 423            | 440             |
| <b>NET YARDS PASSING</b> | <b>3590</b>    | <b>3681</b>     |
| Avg. Per Game            | 224.4          | 230.1           |
| Sacked/Yards Lost        | 48/324         | 40/257          |
| Gross Yards              | 3914           | 3938            |
| Att./Completions         | 619/363        | 552/314         |
| Completion Pct.          | 58.6           | 56.9            |
| Had Intercepted          | 23             | 16              |
| <b>PUNTS/AVERAGE</b>     | <b>91/45.5</b> | <b>98/45.8</b>  |
| <b>NET PUNTING AVG.</b>  | <b>91/38.9</b> | <b>98/37.5</b>  |
| <b>PENALTIES/YARDS</b>   | <b>112/942</b> | <b>126/1196</b> |
| <b>FUMBLES/BALL LOST</b> | <b>15/6</b>    | <b>21/8</b>     |
| <b>TOUCHDOWNS</b>        | <b>29</b>      | <b>37</b>       |
| Rushing                  | 7              | 7               |
| Passing                  | 19             | 25              |
| Returns                  | 3              | 5               |

| * SCORE BY PERIODS | Q1 | Q2 | Q3 | Q4  | OT | PTS |
|--------------------|----|----|----|-----|----|-----|
| <b>TEAM</b>        | 59 | 79 | 64 | 115 | 3  | 320 |
| <b>OPPONENTS</b>   | 63 | 89 | 63 | 134 | 3  | 352 |

| * SCORING        | TD | Ru | Pa | Rt | K-PAT | FG    | S | PTS |
|------------------|----|----|----|----|-------|-------|---|-----|
| Tucker           | 0  | 0  | 0  | 0  | 26/26 | 38/41 | 0 | 140 |
| M. Brown         | 7  | 0  | 7  | 0  |       |       | 0 | 44  |
| Rice             | 4  | 4  | 0  | 0  |       |       | 0 | 26  |
| T. Smith         | 4  | 0  | 4  | 0  |       |       | 0 | 26  |
| Clark            | 3  | 0  | 3  | 0  |       |       | 0 | 18  |
| J. Jones         | 3  | 0  | 2  | 1  |       |       | 0 | 18  |
| Pierce           | 2  | 2  | 0  | 0  |       |       | 0 | 12  |
| Dickson          | 1  | 0  | 1  | 0  |       |       | 0 | 6   |
| Doss             | 1  | 0  | 0  | 1  |       |       | 0 | 6   |
| Flacco           | 1  | 1  | 0  | 0  |       |       | 0 | 6   |
| Leach            | 1  | 0  | 1  | 0  |       |       | 0 | 6   |
| Pitta            | 1  | 0  | 1  | 0  |       |       | 0 | 6   |
| D. Smith         | 1  | 0  | 0  | 1  |       |       | 0 | 6   |
| <b>TEAM</b>      | 29 | 7  | 19 | 3  | 26/26 | 38/41 | 0 | 320 |
| <b>OPPONENTS</b> | 37 | 7  | 25 | 5  | 34/34 | 32/35 | 0 | 352 |

**2-Pt Conv:** M. Brown, Rice, T. Smith, TM 3-3, **OPP 0-3**  
**SACKS:** Suggs 10, Dumervil 9.5, D. Smith 5, A. Jones 4, Canty 2, McPhee 2, Tyson 2, Ngata 1.5, Upshaw 1.5, Graham 1, B. Williams 1, A. Brown 0.5, TM 40, **OPP 48**  
**FUM/LOST:** Flacco 8/2, Gradkowski 2/1, Rice 2/2, Doss 1/1, Leach 1/0, T. Smith 1/0

| * RUSHING        | No.        | Yds         | Avg        | Long      | TD       |
|------------------|------------|-------------|------------|-----------|----------|
| Rice             | 214        | 660         | 3.1        | 47        | 4        |
| Pierce           | 152        | 436         | 2.9        | 28        | 2        |
| Flacco           | 27         | 131         | 4.9        | 22        | 1        |
| Taylor           | 8          | 64          | 8.0        | 25        | 0        |
| Leach            | 11         | 23          | 2.1        | 6         | 0        |
| Scott LG         | 4          | 14          | 3.5        | 9         | 0        |
| Scott TM         | 4          | 14          | 3.5        | 9         | 0        |
| Draughn          | 4          | 2           | 0.5        | 3         | 0        |
| J. Jones         | 2          | 0           | 0.0        | 4         | 0        |
| M. Brown         | 1          | -2          | -2.0       | -2        | 0        |
| <b>TEAM</b>      | <b>423</b> | <b>1328</b> | <b>3.1</b> | <b>47</b> | <b>7</b> |
| <b>OPPONENTS</b> | <b>440</b> | <b>1687</b> | <b>3.8</b> | <b>43</b> | <b>7</b> |

| * RECEIVING      | No.        | Yds         | Avg         | Long       | TD        |
|------------------|------------|-------------|-------------|------------|-----------|
| T. Smith         | 65         | 1128        | 17.4        | 74         | 4         |
| Rice             | 58         | 321         | 5.5         | 22         | 0         |
| M. Brown         | 49         | 524         | 10.7        | 59         | 7         |
| J. Jones         | 37         | 455         | 12.3        | 66t        | 2         |
| Clark            | 31         | 343         | 11.1        | 45         | 3         |
| Dickson          | 25         | 273         | 10.9        | 43         | 1         |
| Pitta            | 20         | 169         | 8.5         | 18         | 1         |
| Pierce           | 20         | 104         | 5.2         | 15         | 0         |
| Doss             | 19         | 305         | 16.1        | 63         | 0         |
| Stokley          | 13         | 115         | 8.8         | 18         | 0         |
| Leach            | 11         | 47          | 4.3         | 12         | 1         |
| D. Thompson      | 10         | 96          | 9.6         | 33         | 0         |
| Bajema           | 2          | 18          | 9.0         | 18         | 0         |
| Scott LG         | 2          | 10          | 5.0         | 8          | 0         |
| Scott TM         | 2          | 10          | 5.0         | 8          | 0         |
| Taylor           | 1          | 6           | 6.0         | 6          | 0         |
| <b>TEAM</b>      | <b>363</b> | <b>3914</b> | <b>10.8</b> | <b>74</b>  | <b>19</b> |
| <b>OPPONENTS</b> | <b>314</b> | <b>3938</b> | <b>12.5</b> | <b>79t</b> | <b>25</b> |

| * INTERCEPTIONS  | No.       | Yds        | Avg         | Long       | TD       |
|------------------|-----------|------------|-------------|------------|----------|
| Graham           | 4         | 28         | 7.0         | 28         | 0        |
| Ihedigbo         | 3         | 54         | 18.0        | 37         | 0        |
| D. Smith         | 3         | 41         | 13.7        | 37t        | 1        |
| Webb             | 2         | 19         | 9.5         | 19         | 0        |
| J. Smith         | 2         | 0          | 0.0         | 0          | 0        |
| Elam             | 1         | 18         | 18.0        | 18         | 0        |
| Tyson            | 1         | 0          | 0.0         | 0          | 0        |
| <b>TEAM</b>      | <b>16</b> | <b>160</b> | <b>10.0</b> | <b>37t</b> | <b>1</b> |
| <b>OPPONENTS</b> | <b>23</b> | <b>219</b> | <b>9.5</b>  | <b>74t</b> | <b>4</b> |

| * PUNTING        | No.       | Yds         | Avg         | Net         | TB        | In        | Lg        | B        |
|------------------|-----------|-------------|-------------|-------------|-----------|-----------|-----------|----------|
| Koch             | 90        | 4138        | 46.0        | 38.9        | 9         | 27        | 69        | 1        |
| <b>TEAM</b>      | <b>91</b> | <b>4138</b> | <b>45.5</b> | <b>38.9</b> | <b>9</b>  | <b>27</b> | <b>69</b> | <b>1</b> |
| <b>OPPONENTS</b> | <b>98</b> | <b>4484</b> | <b>45.8</b> | <b>37.5</b> | <b>10</b> | <b>34</b> | <b>67</b> | <b>0</b> |

| * PUNT RETURNS   | Ret       | FC        | Yds        | Avg         | Long       | TD       |
|------------------|-----------|-----------|------------|-------------|------------|----------|
| Doss             | 23        | 7         | 359        | 15.6        | 82t        | 1        |
| J. Jones         | 19        | 2         | 237        | 12.5        | 37         | 0        |
| Webb             | 1         | 7         | 13         | 13.0        | 13         | 0        |
| <b>TEAM</b>      | <b>43</b> | <b>16</b> | <b>609</b> | <b>14.2</b> | <b>82t</b> | <b>1</b> |
| <b>OPPONENTS</b> | <b>46</b> | <b>14</b> | <b>419</b> | <b>9.1</b>  | <b>27</b>  | <b>0</b> |

| * KICKOFF RETURNS | No.       | Yds         | Avg         | Long       | TD       |
|-------------------|-----------|-------------|-------------|------------|----------|
| J. Jones          | 31        | 892         | 28.8        | 77t        | 1        |
| D. Thompson       | 7         | 201         | 28.7        | 47         | 0        |
| Draughn           | 2         | 53          | 26.5        | 31         | 0        |
| Juszczyk          | 2         | 17          | 8.5         | 9          | 0        |
| Dickson           | 1         | 0           | 0.0         | 0          | 0        |
| Leach             | 1         | 0           | 0.0         | 0          | 0        |
| <b>TEAM</b>       | <b>44</b> | <b>1163</b> | <b>26.4</b> | <b>77t</b> | <b>1</b> |
| <b>OPPONENTS</b>  | <b>38</b> | <b>873</b>  | <b>23.0</b> | <b>44</b>  | <b>0</b> |

| * FIELD GOALS    | 1-19  | 20-29        | 30-39        | 40-49        | 50+        |
|------------------|---|--------------|--------------|--------------|------------|
| Tucker           | 0/0   | 10/10        | 12/13        | 10/11        | 6/7        |
| <b>TEAM</b>      | <b>0/0</b>  | <b>10/10</b> | <b>12/13</b> | <b>10/11</b> | <b>6/7</b> |
| <b>OPPONENTS</b> | <b>0/0</b>  | <b>11/11</b> | <b>10/10</b> | <b>9/11</b>  | <b>2/3</b> |
| <b>Tucker:</b>   | (25G, 30G) (50N, 44N) (28G, 45G, 43G) (35G, 24G) (42G, 50G, 25G, 44G) (23G) (46G, 38G, 32G) (51G) (36G, 46G) (52G, 21G) (30G, 26G, 33G, 53G) (43G, 34G, 38G, 45G, 48G) ( ) (29G, 24G, 32G, 49G, 53G, 61G) (37N) (38G, 22G, 34G) |              |              |              |            |
| <b>OPP:</b>      | ( ) (21G, 51G) (27G, 29G, 47G) (27G, 27G, 22G) (37G, 25G, 48G, 57N) (45G, 44N, 31G, 50G, 31G) (34G, 28G, 38G, 42G) (22G) (42N, 32G) (20G, 46G, 38G) (27G) ( ) (39G, 40G) (40G) (45G, 42G) (39G, 38G)                            |              |              |              |            |

| * PASSING        | Att        | Cmp        | Yds         | Cmp%        | Yds/Att     | TD        | TD%        | Int       | Int%       | Long       | Sack/Lost     | Rating      |
|------------------|------------|------------|-------------|-------------|-------------|-----------|------------|-----------|------------|------------|---------------|-------------|
| Flacco           | 614        | 362        | 3912        | 59.0        | 6.37        | 19        | 3.1        | 22        | 3.6        | 74         | 48/324        | 73.1        |
| Taylor           | 5          | 1          | 2           | 20.0        | 0.40        | 0         | 0.0        | 1         | 20.0       | 2          | 0/0           | 0.0         |
| <b>TEAM</b>      | <b>619</b> | <b>363</b> | <b>3914</b> | <b>58.6</b> | <b>6.32</b> | <b>19</b> | <b>3.1</b> | <b>23</b> | <b>3.7</b> | <b>74</b>  | <b>48/324</b> | <b>72.0</b> |
| <b>OPPONENTS</b> | <b>552</b> | <b>314</b> | <b>3938</b> | <b>56.9</b> | <b>7.13</b> | <b>25</b> | <b>4.5</b> | <b>16</b> | <b>2.9</b> | <b>79t</b> | <b>40/257</b> | <b>82.2</b> |

# 2013 RAVENS DEFENSIVE STATS

from Press Box Stats

| Name              | Total      | Solo       | Assists    | Sacks     | Yds.       | INT       | Yds.       | PD         | FF        | FR       |
|-------------------|------------|------------|------------|-----------|------------|-----------|------------|------------|-----------|----------|
| Smith, Daryl      | 123        | 57         | 66         | 5         | 43.5       | 3         | 41         | 19         | 2         | 0        |
| Ihedigbo, James   | 99         | 62         | 37         | 0         | 0          | 3         | 54         | 11         | 2         | 1        |
| Suggs, Terrell    | 80         | 47         | 33         | 10        | 48         | 0         | 0          | 0          | 0         | 1        |
| Elam, Matt        | 76         | 53         | 23         | 0         | 0          | 1         | 18         | 3          | 0         | 2        |
| Webb, Lardarius   | 74         | 63         | 11         | 0         | 0          | 2         | 19         | 22         | 0         | 0        |
| Graham, Corey     | 68         | 51         | 17         | 1         | 0          | 4         | 28         | 12         | 1         | 0        |
| Smith, Jimmy      | 58         | 49         | 9          | 0         | 0          | 2         | 0          | 16         | 2         | 0        |
| Jones, Arthur     | 53         | 28         | 25         | 4         | 27         | 0         | 0          | 0          | 0         | 0        |
| Ngata, Haloti     | 52         | 23         | 29         | 1.5       | 12         | 0         | 0          | 3          | 0         | 0        |
| McClain, Jameel   | 50         | 27         | 23         | 0         | 0          | 0         | 0          | 0          | 1         | 0        |
| Bynes, Josh       | 41         | 19         | 22         | 0         | 0          | 0         | 0          | 3          | 0         | 0        |
| Dumervil, Elvis   | 31         | 18         | 13         | 9.5       | 64         | 0         | 0          | 3          | 2         | 0        |
| Canty, Chris      | 30         | 20         | 10         | 2         | 22         | 0         | 0          | 4          | 2         | 0        |
| Upshaw, Courtney  | 29         | 18         | 11         | 1.5       | 13         | 0         | 0          | 2          | 0         | 0        |
| McPhee, Pernell   | 21         | 13         | 8          | 2         | 13         | 0         | 0          | 1          | 1         | 0        |
| Cody, Terrence    | 15         | 7          | 8          | 0         | 0          | 0         | 0          | 0          | 0         | 0        |
| Brown, Arthur     | 12         | 8          | 4          | 0.5       | 4.5        | 0         | 0          | 0          | 1         | 0        |
| Spears, Marcus    | 10         | 5          | 5          | 0         | 0          | 0         | 0          | 0          | 0         | 0        |
| Tyson, DeAngelo   | 10         | 9          | 1          | 2         | 5          | 1         | 0          | 1          | 0         | 0        |
| Williams, Brandon | 6          | 3          | 3          | 1         | 5          | 0         | 0          | 0          | 0         | 1        |
| Huff, Michael     | 4          | 3          | 1          | 0         | 0          | 0         | 0          | 0          | 0         | 0        |
| Brown, Chykie     | 2          | 1          | 1          | 0         | 0          | 0         | 0          | 1          | 0         | 0        |
| Miles, Jeromy     | 1          | 1          | 0          | 0         | 0          | 0         | 0          | 0          | 0         | 0        |
| <b>Totals</b>     | <b>945</b> | <b>585</b> | <b>360</b> | <b>40</b> | <b>257</b> | <b>16</b> | <b>160</b> | <b>101</b> | <b>14</b> | <b>5</b> |

\*Daryl Smith returned an INT 37 yards for a TD vs. Hou. (9/22)

# 2013 RAVENS SPECIAL TEAMS STATS

from Press Box Stats

| Name              | Total     | Solo      | Assists  | FF       | FR       | Blocked Kicks |
|-------------------|-----------|-----------|----------|----------|----------|---------------|
| McClellan, Albert | 12        | 12        | 0        | 0        | 0        | 0             |
| Levine, Anthony   | 11        | 10        | 1        | 0        | 0        | 0             |
| Brown, Chykie     | 8         | 7         | 1        | 0        | 0        | 0             |
| Miles, Jeromy     | 8         | 8         | 0        | 0        | 0        | 0             |
| Trawick, Brynden  | 8         | 8         | 0        | 0        | 0        | 0             |
| Graham, Corey     | 5         | 4         | 1        | 0        | 0        | 0             |
| Juszczyk, Kyle    | 5         | 3         | 2        | 0        | 1        | 0             |
| Bynes, Josh       | 4         | 3         | 1        | 0        | 0        | 0             |
| Simon, John       | 4         | 4         | 0        | 0        | 0        | 0             |
| Brown, Arthur     | 3         | 3         | 0        | 0        | 0        | 0             |
| Dickson, Ed       | 3         | 2         | 1        | 0        | 0        | 0             |
| Bajema, Billy     | 2         | 2         | 0        | 0        | 0        | 0             |
| Cox, Morgan       | 2         | 2         | 0        | 0        | 1        | 0             |
| Huff, Michael     | 2         | 2         | 0        | 0        | 0        | 0             |
| Ihedigbo, James   | 2         | 1         | 1        | 0        | 1        | 0             |
| McClain, Jameel   | 2         | 2         | 0        | 0        | 0        | 0             |
| Doss, Tandon      | 1         | 1         | 0        | 0        | 0        | 0             |
| Elam, Matt        | 1         | 1         | 0        | 0        | 0        | 0             |
| Koch, Sam         | 1         | 1         | 0        | 0        | 0        | 0             |
| Upshaw, Courtney  | 1         | 1         | 0        | 0        | 0        | 0             |
| <b>Totals</b>     | <b>85</b> | <b>77</b> | <b>8</b> | <b>0</b> | <b>3</b> | <b>0</b>      |

## 2013 SINGLE-GAME BESTS

|                               |           |  |
|-------------------------------|-----------|--|
| <b>Tackles:</b>               | <b>17</b> | by Terrell Suggs at Buf. (9/29)  |
| <b>Sacks:</b>                 | <b>3</b>  | by Elvis Dumervil vs. Cin. (11/10) & Terrell Suggs at Mia. (10/6)                |
| <b>Tackles For Loss:</b>      | <b>3</b>  | by Terrell Suggs at Mia. (10/6) & Corey Graham at Buf. (9/29)                    |
| <b>Interceptions:</b>         | <b>2</b>  | by Corey Graham vs. NYJ (11/24) & James Ihedigbo vs. Cin. (11/10)                |
| <b>Passes Defensed:</b>       | <b>6</b>  | by Lardarius Webb vs. Cin. (11/10)   |
| <b>Forced Fumbles:</b>        | <b>2</b>  | by Elvis Dumervil vs. GB (10/13) & Chris Canty at Buf. (9/29)                    |
| <b>Fumble Recoveries:</b>     | <b>1</b>  | by four different players  |
| <b>Special Teams Tackles:</b> | <b>3</b>  | by Anthony Levine vs. NYJ (11/24), at Det. (12/16) & Corey Graham at Cle. (11/3) |

## BALTIMORE RAVENS 2013 REGULAR SEASON GAME BY GAME OFFENSIVE STATISTICS

| Game                 | 9/5 at Den. | 9/15 vs. Cle. | 9/22 vs. Hou. | 9/29 at Buf. | 10/6 at Mia. | 10/13 vs. GB | 10/20 at Pit. | 11/3 at Cle. | 11/10 vs. Cin. | 11/17 at Chi. | 11/24 vs. NYJ | 11/28 vs. Pit. | 12/8 vs. Min. | 12/16 at Det. | 12/22 vs. NE | 12/29 at Cin. |
|----------------------|-------------|---------------|---------------|--------------|--------------|--------------|---------------|--------------|----------------|---------------|---------------|----------------|---------------|---------------|--------------|---------------|
| Points               | 27          | 14            | 30            | 20           | 26           | 17           | 16            | 18           | 20             | 20            | 19            | 22             | 29            | 18            | 7            | 17            |
| 1st Qtr              | 7           | 0             | 0             | 0            | 3            | 0            | 3             | 3            | 10             | 10            | 3             | 7              | 7             | 0             | 0            | 6             |
| 2nd Qtr              | 10          | 0             | 17            | 7            | 3            | 0            | 3             | 7            | 7              | 7             | 6             | 3              | 0             | 9             | 0            | 0             |
| 3rd Qtr              | 0           | 7             | 7             | 7            | 10           | 3            | 0             | 0            | 0              | 0             | 10            | 6              | 0             | 3             | 0            | 11            |
| 4th Qtr              | 10          | 7             | 6             | 6            | 10           | 14           | 10            | 8            | 0              | 3             | 0             | 6              | 22            | 6             | 7            | 0             |
| Overtime             | 0           | 0             | 0             | 0            | 0            | 0            | 0             | 0            | 3              | 0             | 0             | 0              | 0             | 0             | 0            | 0             |
| TDs (Ru-P-Ret)       | 1-2-0       | 1-1-0         | 1-0-2         | 0-2-0        | 2-0-0        | 0-2-0        | 0-1-0         | 0-2-0        | 0-2-0          | 1-1-0         | 0-1-0         | 0-1-0          | 0-3-1         | 0-0-0         | 1-0-0        | 0-1-0         |
| PATs (M/A)           | 3-3         | 2-2           | 3-3           | 2-2          | 2-2          | 2-2          | 1-1           | 1-1          | 2-2            | 2-2           | 1-1           | 1-1            | 3-3           | 0-0           | 1-1          | 0-0           |
| 2PT Convs (M/A)      | 0-0         | 0-0           | 0-0           | 0-0          | 0-0          | 0-0          | 0-0           | 1-1          | 0-0            | 0-0           | 0-0           | 0-0            | 1-1           | 0-0           | 0-0          | 1-1           |
| FGs (M/A)            | 2-2         | 0-2           | 3-3           | 2-2          | 4-4          | 1-1          | 3-3           | 1-1          | 2-2            | 2-2           | 4-4           | 5-5            | 0-0           | 6-6           | 0-1          | 3-3           |
| Safeties             | 0           | 0             | 0             | 0            | 0            | 0            | 0             | 0            | 0              | 0             | 0             | 0              | 0             | 0             | 0            | 0             |
| First Downs          | 24          | 19            | 16            | 15           | 20           | 15           | 19            | 18           | 18             | 23            | 15            | 16             | 23            | 18            | 19           | 17            |
| Rushing              | 3           | 5             | 5             | 0            | 6            | 2            | 7             | 6            | 1              | 9             | 5             | 4              | 4             | 4             | 5            | 2             |
| Passing              | 18          | 13            | 7             | 13           | 12           | 11           | 10            | 11           | 11             | 10            | 9             | 11             | 17            | 11            | 13           | 12            |
| Penalty              | 3           | 1             | 4             | 2            | 2            | 2            | 2             | 1            | 6              | 4             | 1             | 1              | 2             | 3             | 1            | 3             |
| 3rd Down Conv (M/A)  | 8-22        | 8-16          | 8-16          | 3-16         | 6-16         | 2-14         | 7-14          | 7-16         | 3-16           | 8-18          | 3-13          | 10-17          | 6-16          | 4-14          | 5-14         | 4-15          |
| 3rd Down Conv Pct    | 36.36%      | 50.00%        | 50.00%        | 18.75%       | 37.50%       | 14.29%       | 50.00%        | 43.75%       | 18.75%         | 44.44%        | 23.08%        | 58.82%         | 37.50%        | 28.57%        | 35.71%       | 26.67%        |
| 4th Down Conv (M/A)  | 0-1         | 0-0           | 0-0           | 1-1          | 0-0          | 1-2          | 1-1           | 1-1          | 0-0            | 1-2           | 0-0           | 0-0            | 1-3           | 0-0           | 0-3          | 0-2           |
| 4th Down Conv Pct    | 0.00%       | 0.00%         | 0.00%         | 100.00%      | 0.00%        | 50.00%       | 100.00%       | 100.00%      | 0.00%          | 50.00%        | 0.00%         | 0.00%          | 33.33%        | 0.00%         | 0.00%        | 0.00%         |
| Total Net Yards      | 393         | 296           | 236           | 345          | 384          | 360          | 287           | 278          | 189            | 317           | 312           | 311            | 325           | 305           | 358          | 222           |
| Total Off. Plays     | 87          | 71            | 57            | 63           | 74           | 61           | 61            | 67           | 71             | 75            | 62            | 62             | 79            | 60            | 74           | 66            |
| Avg. Gain Per Play   | 4.5         | 4.2           | 4.1           | 5.5          | 5.2          | 5.9          | 4.7           | 4.1          | 2.7            | 4.2           | 5             | 5              | 4.1           | 5.1           | 4.8          | 3.4           |
| Net Yards Rushing    | 58          | 99            | 75            | 24           | 133          | 47           | 82            | 55           | 85             | 174           | 67            | 74             | 97            | 90            | 121          | 47            |
| Total Rushing Plays  | 21          | 36            | 31            | 9            | 40           | 22           | 26            | 21           | 30             | 41            | 31            | 25             | 27            | 21            | 28           | 14            |
| Avg. Gain Per Rush   | 2.8         | 2.8           | 2.4           | 2.7          | 3.3          | 2.1          | 3.2           | 2.6          | 2.8            | 4.2           | 2.2           | 3              | 3.6           | 4.3           | 4.3          | 3.4           |
| Net Yards Passing    | 335         | 197           | 161           | 321          | 251          | 313          | 205           | 223          | 104            | 143           | 245           | 237            | 228           | 215           | 237          | 175           |
| Times Sacked         | 4           | 2             | 2             | 4            | 2            | 5            | 1             | 5            | 5              | 3             | 4             | 2              | 2             | 1             | 4            | 2             |
| Yards Lost on Sacks  | 27          | 14            | 10            | 26           | 18           | 29           | 10            | 27           | 36             | 19            | 28            | 14             | 17            | 7             | 25           | 17            |
| Gross Yards Passing  | 362         | 211           | 171           | 347          | 269          | 342          | 215           | 250          | 140            | 162           | 273           | 251            | 245           | 222           | 262          | 192           |
| Pass Attempts        | 62          | 33            | 24            | 50           | 32           | 34           | 34            | 41           | 36             | 31            | 27            | 35             | 50            | 38            | 42           | 50            |
| Pass Completions     | 34          | 22            | 16            | 25           | 19           | 20           | 24            | 24           | 20             | 17            | 17            | 24             | 28            | 20            | 23           | 30            |
| Completion Pct       | 54.84%      | 66.67%        | 66.67%        | 50.00%       | 59.38%       | 58.82%       | 70.59%        | 58.54%       | 55.56%         | 54.84%        | 62.96%        | 68.57%         | 56.00%        | 52.63%        | 54.76%       | 60.00%        |
| Avg. Gain Per Pass   | 5.1         | 5.6           | 6.2           | 5.9          | 7.4          | 8            | 5.9           | 4.8          | 2.5            | 4.2           | 7.9           | 6.4            | 4.4           | 5.5           | 5.2          | 3.4           |
| Interceptions        | 2           | 0             | 0             | 5            | 1            | 0            | 0             | 1            | 2              | 2             | 1             | 0              | 3             | 0             | 3            | 3             |
| Fumbles / Fum. Lost  | 1-0         | 1-1           | 1-0           | 0-0          | 1-1          | 2-1          | 1-0           | 1-1          | 1-1            | 2-0           | 0-0           | 1-0            | 1-0           | 1-0           | 1-1          | 0-0           |
| Penalties            | 7           | 3             | 10            | 8            | 6            | 6            | 9             | 9            | 8              | 5             | 5             | 9              | 5             | 7             | 9            | 6             |
| PenaltyYards         | 53          | 41            | 87            | 59           | 64           | 40           | 67            | 80           | 65             | 46            | 41            | 55             | 45            | 60            | 83           | 56            |
| Punts                | 10          | 6             | 4             | 7            | 5            | 9            | 3             | 7            | 8              | 4             | 6             | 1              | 6             | 5             | 4            | 6             |
| Gross Punting Avg    | 45.6        | 48.5          | 48.5          | 47.3         | 34.2         | 41.7         | 42            | 42.6         | 44.4           | 44.3          | 45.5          | 26             | 54.7          | 48            | 53           | 47.5          |
| Touchbacks           | 0           | 0             | 0             | 0            | 0            | 1            | 1             | 2            | 0              | 1             | 1             | 0              | 2             | 0             | 1            | 0             |
| Inside20             | 2           | 3             | 0             | 2            | 2            | 2            | 1             | 2            | 3              | 0             | 3             | 1              | 2             | 2             | 1            | 1             |
| Punts Blocked        | 1           | 0             | 0             | 0            | 0            | 0            | 0             | 0            | 0              | 0             | 0             | 0              | 0             | 0             | 0            | 0             |
| Net Punting Average  | 35.7        | 45.3          | 44            | 42.4         | 32           | 31.9         | 29.3          | 34.9         | 36.6           | 39.3          | 37.8          | 26             | 45.7          | 42.8          | 45.3         | 41.7          |
| Punt Returns         | 1           | 3             | 2             | 4            | 4            | 2            | 1             | 4            | 3              | 2             | 5             | 2              | 4             | 1             | 4            | 1             |
| Punt Return Yards    | 13          | 43            | 93            | 31           | 50           | 38           | 12            | 71           | 17             | 7             | 108           | 19             | 44            | 24            | 36           | 3             |
| Punt Return Avg.     | 13          | 14.3          | 46.5          | 7.8          | 12.5         | 19           | 12            | 17.8         | 5.7            | 3.5           | 21.6          | 9.5            | 11            | 24            | 9            | 3             |
| Fair Catches         | 4           | 2             | 1             | 1            | 0            | 1            | 0             | 2            | 0              | 1             | 0             | 0              | 0             | 3             | 1            | 0             |
| Kickoff Returns      | 0           | 0             | 2             | 3            | 4            | 4            | 4             | 2            | 2              | 4             | 2             | 3              | 4             | 2             | 2            | 6             |
| Kickoff Return Yards | 0           | 0             | 53            | 73           | 128          | 102          | 81            | 45           | 41             | 47            | 38            | 113            | 152           | 60            | 61           | 169           |
| Kickoff Return Avg.  | 0           | 0             | 26.5          | 24.3         | 32           | 25.5         | 20.3          | 22.5         | 20.5           | 11.8          | 19            | 37.7           | 38            | 30            | 30.5         | 28.2          |
| Time of Possession   | 33:48:00    | 30:35:00      | 29:24:00      | 23:34:00     | 36:16:00     | 28:38:00     | 28:59:00      | 29:10:00     | 31:35:00       | 35:41:00      | 34:05:00      | 29:56:00       | 32:12:00      | 27:35:00      | 28:02:00     | 26:03:00      |



## BALTIMORE RAVENS 2013 REGULAR SEASON GAME BY GAME DEFENSIVE STATISTICS

| Game                  | 9/5 at Den. | 9/15 vs. Cle. | 9/22 vs. Hou. | 9/29 at Buf. | 10/6 at Mia. | 10/13 vs. GB | 10/20 at Pit. | 11/3 at Cle. | 11/10 vs. Cin. | 11/17 at Chi. | 11/24 vs. NYJ | 11/28 vs. Pit. | 12/8 vs. Min. | 12/16 at Det. | 12/22 vs. NE | 12/29 at Cin. |
|-----------------------|-------------|---------------|---------------|--------------|--------------|--------------|---------------|--------------|----------------|---------------|---------------|----------------|---------------|---------------|--------------|---------------|
| Points                | 49          | 6             | 9             | 23           | 23           | 19           | 19            | 24           | 17             | 23            | 3             | 20             | 26            | 16            | 41           | 34            |
| 1st Qtr               | 0           | 3             | 3             | 6            | 3            | 3            | 7             | 7            | 0              | 0             | 3             | 0              | 0             | 7             | 14           | 7             |
| 2nd Qtr               | 14          | 3             | 6             | 14           | 10           | 3            | 3             | 7            | 0              | 13            | 0             | 0              | 3             | 0             | 3            | 10            |
| 3rd Qtr               | 21          | 0             | 0             | 3            | 0            | 10           | 3             | 7            | 3              | 0             | 0             | 7              | 3             | 3             | 3            | 0             |
| 4th Qtr               | 14          | 0             | 0             | 0            | 10           | 3            | 6             | 3            | 14             | 7             | 0             | 13             | 20            | 6             | 21           | 17            |
| Overtime              | 0           | 0             | 0             | 0            | 0            | 0            | 0             | 0            | 0              | 3             | 0             | 0              | 0             | 0             | 0            | 0             |
| TDs (Ru-P-Ret)        | 0-7-0       | 0-0-0         | 0-0-0         | 1-1-0        | 0-1-1        | 0-1-0        | 0-1-0         | 0-3-0        | 0-2-0          | 0-1-1         | 0-0-0         | 1-2-0          | 1-2-0         | 1-1-0         | 2-1-2        | 1-2-1         |
| PATs (M/A)            | 7-7         | 0-0           | 0-0           | 2-2          | 2-2          | 1-1          | 1-1           | 3-3          | 2-2            | 2-2           | 0-0           | 2-2            | 2-2           | 1-1           | 5-5          | 4-4           |
| 2PT Convs (M/A)       | 0-0         | 0-0           | 0-0           | 0-0          | 0-0          | 0-0          | 0-0           | 0-0          | 0-0            | 0-0           | 0-0           | 0-1            | 0-1           | 0-1           | 0-0          | 0-0           |
| FGs (M/A)             | 0-0         | 2-2           | 3-3           | 3-3          | 3-4          | 4-5          | 4-4           | 1-1          | 1-2            | 3-3           | 1-1           | 0-0            | 2-2           | 1-1           | 2-2          | 2-2           |
| Safeties              | 0           | 0             | 0             | 0            | 0            | 0            | 0             | 0            | 0              | 0             | 0             | 0              | 0             | 0             | 0            | 0             |
| First Downs           | 24          | 13            | 18            | 19           | 10           | 15           | 17            | 19           | 21             | 18            | 12            | 22             | 15            | 19            | 21           | 21            |
| Rushing               | 2           | 1             | 5             | 10           | 0            | 6            | 7             | 4            | 7              | 5             | 4             | 5              | 3             | 6             | 7            | 7             |
| Passing               | 20          | 11            | 11            | 7            | 9            | 9            | 7             | 11           | 13             | 10            | 8             | 15             | 11            | 12            | 10           | 12            |
| Penalty               | 2           | 1             | 2             | 2            | 1            | 0            | 3             | 4            | 1              | 3             | 0             | 2              | 1             | 1             | 4            | 2             |
| 3rd Down Conv (M/A)   | 8-15        | 4-15          | 3-12          | 5-18         | 3-16         | 6-17         | 7-12          | 4-15         | 5-19           | 5-13          | 1-12          | 7-13           | 5-17          | 4-13          | 4-13         | 7-13          |
| 3rd Down Conv Pct     | 53.33%      | 26.67%        | 25.00%        | 27.78%       | 18.75%       | 35.29%       | 58.33%        | 26.67%       | 26.32%         | 38.46%        | 8.33%         | 53.85%         | 29.41%        | 30.77%        | 30.77%       | 53.85%        |
| 4th Down Conv (M/A)   | 0-0         | 0-2           | 0-1           | 0-0          | 1-1          | 0-0          | 0-0           | 2-2          | 3-5            | 0-0           | 0-0           | 1-2            | 1-1           | 0-0           | 0-0          | 0-0           |
| 4th Down Conv Pct     | 0.00%       | 0.00%         | 0.00%         | 0.00%        | 100.00%      | 0.00%        | 0.00%         | 100.00%      | 60.00%         | 0.00%         | 0.00%         | 50.00%         | 100.00%       | 0.00%         | 0.00%        | 0.00%         |
| Total Net Yards       | 510         | 259           | 264           | 350          | 294          | 438          | 286           | 315          | 364            | 319           | 220           | 329            | 379           | 349           | 300          | 392           |
| Total Off. Plays      | 68          | 62            | 61            | 79           | 57           | 65           | 55            | 68           | 87             | 59            | 55            | 62             | 63            | 63            | 62           | 66            |
| Avg. Gain Per Play    | 7.5         | 4.2           | 4.3           | 4.4          | 5.2          | 6.7          | 5.2           | 4.6          | 4.2            | 5.4           | 4             | 5.3            | 6             | 5.5           | 4.8          | 5.9           |
| Net Yards Rushing     | 65          | 65            | 94            | 203          | 22           | 140          | 141           | 73           | 120            | 104           | 102           | 72             | 114           | 119           | 142          | 111           |
| Total Rushing Plays   | 23          | 20            | 23            | 55           | 11           | 30           | 29            | 28           | 31             | 26            | 28            | 18             | 25            | 28            | 34           | 30            |
| Avg. Gain Per Rush    | 2.8         | 3.3           | 4.1           | 3.7          | 2            | 4.7          | 4.9           | 2.6          | 3.9            | 4             | 3.6           | 4              | 4.6           | 4.3           | 4.2          | 3.7           |
| Net Yards Passing     | 445         | 194           | 170           | 147          | 272          | 298          | 145           | 242          | 244            | 215           | 118           | 257            | 265           | 230           | 158          | 281           |
| Times Sacked          | 3           | 5             | 3             | 2            | 6            | 3            | 3             | 3            | 5              | 2             | 3             | 0              | 0             | 1             | 2            | 0             |
| Yards Lost on Sacks   | 17          | 39            | 24            | 20           | 35           | 17           | 15            | 18           | 30             | 1             | 22            | 0              | 0             | 5             | 14           | 0             |
| Gross Yards Passing   | 462         | 233           | 194           | 167          | 307          | 315          | 160           | 260          | 274            | 216           | 140           | 257            | 265           | 235           | 172          | 281           |
| Pass Attempts         | 42          | 37            | 35            | 22           | 40           | 32           | 23            | 37           | 51             | 31            | 24            | 44             | 38            | 34            | 26           | 36            |
| Pass Completions      | 27          | 22            | 25            | 10           | 21           | 17           | 17            | 24           | 24             | 19            | 10            | 28             | 17            | 18            | 14           | 21            |
| Completion Pct        | 64.29%      | 59.46%        | 71.43%        | 45.45%       | 52.50%       | 53.13%       | 73.91%        | 64.86%       | 47.06%         | 61.29%        | 41.67%        | 63.64%         | 44.74%        | 52.94%        | 53.85%       | 58.33%        |
| Avg. Gain Per Pass    | 9.9         | 4.6           | 4.5           | 6.1          | 5.9          | 8.5          | 5.6           | 6.1          | 4.4            | 6.5           | 4.4           | 5.8            | 7             | 6.6           | 5.6          | 7.8           |
| Interceptions         | 0           | 0             | 1             | 2            | 0            | 1            | 0             | 0            | 3              | 0             | 2             | 0              | 0             | 3             | 0            | 4             |
| Fumbles / Fum. Lost   | 3-2         | 0-0           | 0-0           | 4-1          | 1-0          | 3-1          | 1-1           | 1-1          | 1-0            | 2-0           | 1-1           | 0-0            | 3-1           | 0-0           | 0-0          | 1-0           |
| Penalties             | 8           | 5             | 14            | 11           | 4            | 8            | 7             | 6            | 9              | 13            | 6             | 4              | 6             | 8             | 7            | 10            |
| PenaltyYards          | 61          | 33            | 113           | 99           | 65           | 55           | 50            | 55           | 134            | 111           | 56            | 51             | 90            | 89            | 58           | 76            |
| Punts                 | 7           | 8             | 5             | 8            | 8            | 6            | 1             | 7            | 6              | 6             | 8             | 4              | 9             | 5             | 7            | 3             |
| Gross Punting Average | 45.6        | 42            | 50.4          | 43.3         | 52.5         | 54.8         | 36            | 48.1         | 37.2           | 38.7          | 51.4          | 43.5           | 44.1          | 46            | 47.7         | 36            |
| Touchbacks            | 1           | 2             | 0             | 1            | 0            | 2            | 0             | 1            | 0              | 0             | 0             | 0              | 1             | 1             | 1            | 0             |
| Inside20              | 5           | 1             | 3             | 3            | 3            | 0            | 0             | 2            | 0              | 2             | 3             | 2              | 1             | 3             | 4            | 2             |
| Punts Blocked         | 0           | 0             | 0             | 0            | 0            | 0            | 0             | 0            | 0              | 0             | 0             | 0              | 0             | 0             | 0            | 0             |
| Net Punting Average   | 40.9        | 31.6          | 31.8          | 36.9         | 46.3         | 41.8         | 24            | 35.1         | 34.3           | 37.5          | 37.9          | 38.8           | 37            | 37.2          | 39.7         | 35            |
| Punt Returns          | 6           | 4             | 2             | 4            | 1            | 6            | 1             | 2            | 6              | 1             | 2             | 0              | 1             | 4             | 1            | 5             |
| Punt Return Yards     | 63          | 19            | 18            | 34           | 11           | 68           | 18            | 14           | 62             | 0             | 26            | 0              | 14            | 26            | 11           | 35            |
| Punt Return Avg.      | 10.5        | 4.8           | 9             | 8.5          | 11           | 11.3         | 18            | 7            | 10.3           | 0             | 13            | 0              | 14            | 6.5           | 11           | 7             |
| Fair Catches          | 1           | 0             | 1             | 3            | 1            | 1            | 1             | 2            | 1              | 0             | 0             | 1              | 0             | 1             | 1            | 0             |
| Kickoff Returns       | 0           | 2             | 2             | 0            | 2            | 1            | 3             | 2            | 2              | 3             | 5             | 4              | 5             | 2             | 1            | 4             |
| Kickoff Return Yards  | 0           | 44            | 55            | 0            | 49           | 19           | 97            | 27           | 50             | 32            | 102           | 102            | 131           | 38            | 22           | 105           |
| Kickoff Return Avg.   | 0           | 22            | 27.5          | 0            | 24.5         | 19           | 32.3          | 13.5         | 25             | 10.7          | 20.4          | 25.5           | 26.2          | 19            | 22           | 26.3          |
| Time of Possession    | 26:12:00    | 29:25:00      | 30:36:00      | 36:26:00     | 23:44:00     | 31:22:00     | 31:01:00      | 30:50:00     | 37:58:00       | 30:38:00      | 25:55:00      | 30:04:00       | 27:48:00      | 32:25:00      | 31:58:00     | 33:57:00      |

# RAVENS LONGEST PLAYS FROM SCRIMMAGE

| <u>Length</u> | <u>Player</u>                   | <u>Opponent</u>   | <u>Date</u> | <u>Outcome</u> |
|---------------|---------------------------------|-------------------|-------------|----------------|
| 74 yards      | Torrey Smith from Joe Flacco    | at Buffalo        | 9/29/13     | L, 20-23       |
| 66t yards     | Jacoby Jones from Joe Flacco    | vs. New York Jets | 11/24/13    | W, 19-3        |
| 63 yards      | Tandon Doss from Joe Flacco     | vs. Green Bay     | 10/13/13    | L, 17-19       |
| 60 yards      | Torrey Smith from Joe Flacco    | vs. New York Jets | 11/24/13    | W, 19-3        |
| 59 yards      | Marlon Brown from Joe Flacco    | vs. Green Bay     | 10/13/13    | L, 17-19       |
| 54 yards      | Torrey Smith from Joe Flacco    | vs. Pittsburgh    | 11/28/13    | W, 22-20       |
| 48 yards      | Torrey Smith from Joe Flacco    | vs. Houston       | 9/22/13     | W, 30-9        |
| 47 yards      | Ray Rice Run                    | at Chicago        | 11/17/13    | L, 20-23 OT    |
| 46 yards      | Torrey Smith from Joe Flacco    | at Cleveland      | 11/3/13     | L, 18-24       |
| 45 yards      | Dallas Clark from Joe Flacco    | vs. Green Bay     | 10/13/13    | L, 17-19       |
| 43 yards      | Ed Dickson from Joe Flacco      | at Miami          | 10/6/13     | W, 26-23       |
| 42 yards      | Torrey Smith from Joe Flacco    | vs. New England   | 12/22/13    | L, 7-41        |
| 41 yards      | Torrey Smith from Joe Flacco    | at Pittsburgh     | 10/20/13    | L, 16-19       |
| 41 yards      | Torrey Smith from Joe Flacco    | at Miami          | 10/6/13     | W, 26-23       |
| 40 yards      | Tandon Doss from Joe Flacco     | at Miami          | 10/6/13     | W, 26-23       |
| 35 yards      | Marlon Brown from Joe Flacco    | vs. Minnesota     | 12/8/13     | W, 29-26       |
| 34 yards      | Jacoby Jones from Joe Flacco    | vs. Pittsburgh    | 11/28/13    | W, 22-20       |
| 34 yards      | Torrey Smith from Joe Flacco    | at Denver         | 9/5/13      | L, 27-49       |
| 33 yards      | Deonte Thompson from Joe Flacco | at Buffalo        | 9/29/13     | L, 20-23       |
| 31 yards      | Jacoby Jones from Joe Flacco    | vs. Green Bay     | 10/13/13    | L, 17-19       |
| 31 yards      | Dallas Clark from Joe Flacco    | at Denver         | 9/5/13      | L, 27-49       |
| 29 yards      | Torrey Smith from Joe Flacco    | at Denver         | 9/5/13      | L, 27-49       |
| 28 yards      | Bernard Pierce Run              | at Miami          | 10/6/13     | W, 26-23       |
| 27 yards      | Jacoby Jones from Joe Flacco    | at Detroit        | 12/16/13    | W, 18-16       |
| 27 yards      | Ed Dickson from Joe Flacco      | vs. New York Jets | 11/24/13    | W, 19-3        |
| 27 yards      | Dallas Clark from Joe Flacco    | at Denver         | 9/5/13      | L, 27-49       |
| 27 yards      | Torrey Smith from Joe Flacco    | vs. Cleveland     | 9/15/13     | W, 14-6        |
| 26t yards     | Torrey Smith from Joe Flacco    | at Buffalo        | 9/29/13     | L, 20-23       |
| 25 yards      | Tyrod Taylor Run                | vs. New England   | 12/22/13    | L, 7-41        |
| 25 yards      | Torrey Smith from Joe Flacco    | at Detroit        | 12/16/13    | W, 18-16       |
| 25 yards      | Bernard Pierce Run              | vs. Houston       | 9/22/13     | W, 30-9        |
| 24 yards      | Marlon Brown from Joe Flacco    | at Detroit        | 12/16/13    | W, 18-16       |
| 24 yards      | Tandon Doss from Joe Flacco     | at Buffalo        | 9/29/13     | L, 20-23       |
| 24 yards      | Torrey Smith from Joe Flacco    | vs. Houston       | 9/22/13     | W, 30-9        |
| 23 yards      | Tandon Doss from Joe Flacco     | at Cleveland      | 11/3/13     | L, 18-24       |
| 23 yards      | Torrey Smith from Joe Flacco    | at Buffalo        | 9/29/13     | L, 20-23       |
| 23 yards      | Torrey Smith from Joe Flacco    | vs. Cleveland     | 9/15/13     | W, 14-6        |
| 23 yards      | Marlon Brown from Joe Flacco    | at Denver         | 9/5/13      | L, 27-49       |
| 22 yards      | Torrey Smith from Joe Flacco    | at Detroit        | 12/16/13    | W, 18-16       |
| 22 yards      | Joe Flacco Run                  | vs. Minnesota     | 12/8/13     | W, 29-26       |
| 22 yards      | Ray Rice from Joe Flacco        | vs. Pittsburgh    | 11/28/13    | W, 22-20       |
| 22 yards      | Tandon Doss from Joe Flacco     | at Pittsburgh     | 10/20/13    | L, 16-19       |
| 22 yards      | Torrey Smith from Joe Flacco    | at Miami          | 10/6/13     | W, 26-23       |
| 22 yards      | Torrey Smith from Joe Flacco    | at Buffalo        | 9/29/13     | L, 20-23       |
| 22 yards      | Marlon Brown from Joe Flacco    | at Denver         | 9/5/13      | L, 27-49       |
| 21 yards      | Marlon Brown from Joe Flacco    | vs. New England   | 12/22/13    | L, 7-41        |
| 21 yards      | Jacoby Jones from Joe Flacco    | at Detroit        | 12/16/13    | W, 18-16       |
| 21 yards      | Torrey Smith from Joe Flacco    | at Buffalo        | 9/29/13     | L, 20-23       |
| 21 yards      | Dallas Clark from Joe Flacco    | vs. Houston       | 9/22/13     | W, 30-9        |
| 20 yards      | Tandon Doss from Joe Flacco     | vs. Green Bay     | 10/13/13    | L, 17-19       |

# OPPONENT LONGEST PLAYS FROM SCRIMMAGE

| <u>Length</u> | <u>Player</u>                             | <u>Opponent</u>   | <u>Date</u> | <u>Outcome</u> |
|---------------|---|-------------------|-------------|----------------|
| 79t yards     | Cordarrelle Patterson from Matt Cassel    | vs. Minnesota     | 12/8/13     | W, 29-26       |
| 78t yards     | Demaryius Thomas from Peyton Manning      | at Denver         | 9/5/13      | L, 27-49       |
| 64t yards     | Jordy Nelson from Aaron Rodgers           | vs. Green Bay     | 10/13/13    | L, 17-19       |
| 53t yards     | A.J. Green from Andy Dalton               | at Cincinnati     | 12/29/13    | L, 17-34       |
| 53 yards      | Jordan Cameron from Brandon Weeden        | vs. Cleveland     | 9/15/13     | W, 14-6        |
| 52 yards      | Jermichael Finley from Aaron Rodgers      | vs. Green Bay     | 10/13/13    | L, 17-19       |
| 51t yards     | A.J. Green from Andy Dalton               | vs. Cincinnati    | 11/10/13    | W, 20-17       |
| 49 yards      | Mike Wallace from Ryan Tannehill          | at Miami          | 10/6/13     | W, 26-23       |
| 46 yards      | Greg Little from Jason Campbell           | at Cleveland      | 11/3/13     | L, 18-24       |
| 46 yards      | Brandon Gibson from Ryan Tannehill        | at Miami          | 10/6/13     | W, 26-23       |
| 45 yards      | Charles Clay from Ryan Tannehill          | at Miami          | 10/6/13     | W, 26-23       |
| 44 yards      | Julius Thomas from Peyton Manning         | at Denver         | 9/5/13      | L, 27-49       |
| 43 yards      | Le'Veon Bell Run                          | vs. Pittsburgh    | 11/28/13    | W, 22-20       |
| 43 yards      | Martellus Bennett from Josh McCown        | at Chicago        | 11/17/13    | L, 20-23 OT    |
| 43 yards      | A.J. Green from Andy Dalton               | vs. Cincinnati    | 11/10/13    | W, 20-17       |
| 43 yards      | Jarrett Boykin from Aaron Rodgers         | vs. Green Bay     | 10/13/13    | L, 17-19       |
| 42t yards     | Robert Woods from E.J. Manuel             | at Buffalo        | 9/29/13     | L, 20-23       |
| 41t yards     | Toby Gerhart Run                          | vs. Minnesota     | 12/8/13     | W, 29-26       |
| 40 yards      | Tyler Eifert from Andy Dalton             | vs. Cincinnati    | 11/10/13    | W, 20-17       |
| 38 yards      | Andrew Hawkins from Andy Dalton           | at Cincinnati     | 12/29/13    | L, 17-34       |
| 37 yards      | Calvin Johnson from Matthew Stafford      | at Detroit        | 12/16/13    | W, 18-16       |
| 37 yards      | Eddie Lacy Run                            | vs. Green Bay     | 10/13/13    | L, 17-19       |
| 34 yards      | Danny Amendola from Tom Brady             | vs. New England   | 12/22/13    | L, 7-41        |
| 34 yards      | Jordy Nelson from Aaron Rodgers           | vs. Green Bay     | 10/13/13    | L, 17-19       |
| 34 yards      | Demaryius Thomas from Peyton Manning      | at Denver         | 9/5/13      | L, 27-49       |
| 32 yards      | Greg Little from Jason Campbell           | at Cleveland      | 11/3/13     | L, 18-24       |
| 30 yards      | Greg Salas from Geno Smith                | vs. New York Jets | 11/24/13    | W, 19-3        |
| 30 yards      | Brian Hartline from Ryan Tannehill        | at Miami          | 10/6/13     | W, 26-23       |
| 29 yards      | Le'Veon Bell from Ben Roethlisberger      | vs. Pittsburgh    | 11/28/13    | W, 22-20       |
| 28 yards      | Lee Smith from E.J. Manuel                | at Buffalo        | 9/29/13     | L, 20-23       |
| 28t yards     | Andre Caldwell from Peyton Manning        | at Denver         | 9/5/13      | L, 27-49       |
| 27 yards      | Giovani Bernard from Andy Dalton          | at Cincinnati     | 12/29/13    | L, 17-34       |
| 27 yards      | Jerome Simpson from Matt Cassel           | vs. Minnesota     | 12/8/13     | W, 29-26       |
| 27 yards      | Josh Gordon from Jason Campbell           | at Cleveland      | 11/3/13     | L, 18-24       |
| 27 yards      | Eric Decker from Peyton Manning           | at Denver         | 9/5/13      | L, 27-49       |
| 26 yards      | T.J. Graham from E.J. Manuel              | at Buffalo        | 9/29/13     | L, 20-23       |
| 26t yards     | Demaryius Thomas from Peyton Manning      | at Denver         | 9/5/13      | L, 27-49       |
| 24 yards      | Cordarrelle Patterson from Matt Cassel    | vs. Minnesota     | 12/8/13     | W, 29-26       |
| 24t yards     | Julius Thomas from Peyton Manning         | at Denver         | 9/5/13      | L, 27-49       |
| 23 yards      | Joiique Bell from Matthew Stafford        | at Detroit        | 12/16/13    | W, 18-16       |
| 23 yards      | Nate Burleson from Matthew Stafford       | at Detroit        | 12/16/13    | W, 18-16       |
| 23t yards     | Julius Thomas from Peyton Manning         | at Denver         | 9/5/13      | L, 27-49       |
| 23 yards      | Knowshon Moreno from Peyton Manning       | at Denver         | 9/5/13      | L, 27-49       |
| 22 yards      | Andrew Hawkins from Andy Dalton           | at Cincinnati     | 12/29/13    | L, 17-34       |
| 22 yards      | Jerricho Cotchery from Ben Roethlisberger | at Pittsburgh     | 10/20/13    | L, 16-19       |
| 22 yards      | Travis Benjamin from Brandon Weeden       | vs. Cleveland     | 9/15/13     | W, 14-6        |
| 21 yards      | Aaron Dobson from Tom Brady               | vs. New England   | 12/22/13    | L, 7-41        |
| 21 yards      | Calvin Johnson from Matthew Stafford      | at Detroit        | 12/16/13    | W, 18-16       |
| 21 yards      | Toby Gerhart Run                          | vs. Minnesota     | 12/8/13     | W, 29-26       |
| 21 yards      | Heath Miller from Ben Roethlisberger      | vs. Pittsburgh    | 11/28/13    | W, 22-20       |
| 21 yards      | Brian Hartline from Ryan Tannehill        | at Miami          | 10/6/13     | W, 26-23       |
| 21 yards      | Jordan Cameron from Brandon Weeden        | vs. Cleveland     | 9/15/13     | W, 14-6        |
| 20 yards      | Cordarrelle Patterson from Matt Cassel    | vs. Minnesota     | 12/8/13     | W, 29-26       |
| 20 yards      | Matt Forte Run                            | at Chicago        | 11/17/13    | L, 20-23 OT    |
| 20 yards      | A.J. Green from Andy Dalton               | vs. Cincinnati    | 11/10/13    | W, 20-17       |
| 20t yards     | Davone Bess from Jason Campbell           | at Cleveland      | 11/3/13     | L, 18-24       |



# TEAM SUPERLATIVES

## SCORING

### **MOST POINTS**

Ravens: 30 vs. Hou. 9/22  
Opponents: 49 at Den. 9/5\*

### **MOST POINTS IN A QUARTER**

Ravens: 22 vs. Min. 12/8 (4<sup>th</sup>)  
Opponents: 21 2 times, last vs. NE 12/22 (4<sup>th</sup>)

### **MOST POINTS IN A HALF**

Ravens: 22 vs. Min. 12/8 (2<sup>nd</sup>)  
Opponents: 35 at Den. 9/5 (2<sup>nd</sup>)

### **FEWEST POINTS**

Ravens: 7 vs. NE 12/22  
Opponents: 3 vs. NYJ 11/24

## FIRST DOWNS

### **MOST FIRST DOWNS**

Ravens: 24 at Den. 9/5  
Opponents: 24 at Den. 9/5

### **FEWEST FIRST DOWNS**

Ravens: 15 3 times, last vs. NYJ 11/24  
Opponents: 10 at Mia. 10/6

## YARDAGE

### **MOST TOTAL NET YARDAGE**

Ravens: 393 at Den. 9/5  
Opponents: 510 at Den. 9/5

### **LEAST TOTAL NET YARDAGE**

Ravens: 189 vs. Cin. 11/10  
Opponents: 220 vs. NYJ 11/24

## RUSHING

### **MOST NET RUSHING YARDAGE**

Ravens: 174 at Chi. 11/17  
Opponents: 203 at Buf. 9/29

### **FEWEST NET RUSHING YARDS**

Ravens: 24 at Buf. 9/29  
Opponents: 22 at Mia. 10/6

### **MOST RUSHING ATTEMPTS**

Ravens: 41 at Chi. 11/17  
Opponents: 55 at Buf. 9/29\*

### **FEWEST RUSHING ATTEMPTS**

Ravens: 9 at Buf. 9/29\*  
Opponents: 11 at Mia. 10/6\*\*

### **HIGHEST AVERAGE GAIN PER RUSH**

Ravens: 4.3 2 times, last vs. NE 12/22  
Opponents: 4.9 at Pit 10/20

\*Ravens record

\*\*Ties Ravens record

## PASSING

### **MOST NET PASSING YARDAGE**

Ravens: 335 at Den. 9/5  
Opponents: 445 at Den. 9/5

### **FEWEST NET YARDS PASSING**

Ravens: 104 vs. Cin. 11/10  
Opponents: 118 vs. NYJ 11/24

### **MOST PASS ATTEMPTS**

Ravens: 62 at Den. 9/5  
Opponents: 51 vs. Cin. 11/10

### **FEWEST PASS ATTEMPTS**

Ravens: 24 vs. Hou. 9/22  
Opponents: 22 at Buf. 9/29

## SACKS

### **MOST TIMES SACKED**

Ravens: 5 3 times, last vs. Cin. 11/10  
Opponents: 6 at Mia. 10/6

### **FEWEST TIMES SACKED**

Ravens: 1 2 times, last at Det. 12/16  
Opponents: 0 3 times, last at Cin. 12/29

## FUMBLES

### **MOST FUMBLES**

Ravens: 2 2 times, last at Chi. 11/17  
Opponents: 4 at Buf. 9/29

### **MOST FUMBLES LOST**

Ravens: 1 6 times, last vs. NE 12/22  
Opponents: 2 at Den. 9/5

## INTERCEPTIONS, PUNTS, ATTENDANCE

### **MOST INTERCEPTIONS BY DEFENSE**

Ravens: 4 at Cin. 12/29  
Opponents: 5 at Buf. 9/29\*

### **MOST PUNTS**

Ravens: 10 at Den. 9/5\*\*  
Opponents: 9 vs. Min. 12/8

### **HIGHEST ATTENDANCE**

Ravens: 71,433 vs. NE 12/22  
Opponents: 76,977 at Den. 9/5

## TURNOVERS

### **MOST TURNOVERS LOST BY**

Ravens: 5 at Buf. 9/29  
Opponents: 4 at Cin. 12/29

# INDIVIDUAL SUPERLATIVES

## SCORING

### **MOST KICKING POINTS**

Ravens: 18 Justin Tucker at Det. 12/16  
Opponents: 13 2 times, last by S. Suisham at Pit. 10/20

### **MOST NON-KICKING POINTS**

Ravens: 14 Marlon Brown at Cle. 11/3  
Opponents: 12 5 times, last by LeGarrette Blount vs. NE 12/22

### **MOST FGs**

Ravens: 6 Justin Tucker at Det. 12/16\*  
Opponents: 4 2 times, last by S. Suisham at Pit. 10/20

### **LONGEST FG**

Ravens: 61 Justin Tucker at Det. 12/16  
Opponents: 51 Billy Cundiff vs. Cle. 9/15

### **LONGEST FG ATTEMPT**

Ravens: 61 Justin Tucker at Det. 12/16  
Opponents: 57 Caleb Sturgis at Mia. 10/6

### **MOST TOUCHDOWNS**

Ravens: 2 2 times, last by Marlon Brown at Cle. 11/3  
Opponents: 2 5 times, last by LeGarrette Blount vs. NE 12/22

## RUSHING

### **MOST RUSHING ATTEMPTS**

Ravens: 27 Ray Rice at Mia. 10/6  
Opponents: 23 2 times, last by Eddie Lacy vs. GB 10/13

### **MOST YARDS RUSHING**

Ravens: 131 Ray Rice at Chi. 11/17  
Opponents: 120 Eddie Lacy vs. GB 10/13

### **LONGEST RUSH FROM SCRIMMAGE**

Ravens: 47 Ray Rice at Chi. 11/17  
Opponents: 43 Le'Veon Bell vs. Pit. 11/28

### **LONGEST TD RUSH**

Ravens: 5 Bernard Pierce vs. Cle. 9/15  
Opponents: 41 Toby Gerhart vs. Min. 12/8

### **MOST TDs RUSHING**

Ravens: 2 Ray Rice at Mia. 10/6  
Opponents: 2 LeGarrette Blount vs. NE 12/22

### **HIGHEST RUSHING AVG. (min. 7 carries)**

Ravens: 5.2 Ray Rice at Chi. 11/17  
Opponents: 6.0 BenJarvus Green-Ellis at Cin. 12/29

## RECEIVING

### **MOST RECEPTIONS**

Ravens: 8 2 times, last by Dennis Pitta at Cin. 12/29  
Opponents: 9 Wes Welker at Den. 9/5

### **MOST YARDS RECEIVING**

Ravens: 166 Torrey Smith at Buf. 9/29  
Opponents: 161 Demaryius Thomas at Den. 9/5

### **LONGEST RECEPTION**

Ravens: 74 Torrey Smith at Buf. 9/29  
Opponents: 79t Cordarrelle Patterson vs. Min. 12/8

### **MOST TDs RECEIVING**

Ravens: 2 Marlon Brown at Cle. 11/3  
Opponents: 2 4 times, last by Davone Bess at Cle. 11/3

### **LONGEST TD RECEPTION**

Ravens: 66 Jacoby Jones vs. NYJ 11/24  
Opponents: 79 Cordarrelle Patterson vs. Min. 12/8

## PASSING

### **MOST PASSES ATTEMPTED**

Ravens: 62 Joe Flacco at Den. 9/5  
Opponents: 51 Andy Dalton vs. Cin. 11/10

### **MOST COMPLETIONS**

Ravens: 34 Joe Flacco at Den. 9/5  
Opponents: 28 Ben Roethlisberger vs. Pit. 11/28

### **HIGHEST COMPLETION PERCENTAGE (min. 20 attempts)**

Ravens: 70.6 Joe Flacco at Pit. 10/20 (34 attempts)  
Opponents: 73.9 B. Roethlisberger at Pit. 10/20 (23 attempts)

### **MOST YARDS PASSING**

Ravens: 362 Joe Flacco at Den. 9/5  
Opponents: 462 Peyton Manning at Den. 9/5

### **MOST TDs PASSING**

Ravens: 3 Joe Flacco vs. Min. 12/8  
Opponents: 7 Peyton Manning at Den. 9/5

### **MOST HAD INTERCEPTED**

Ravens: 5 Joe Flacco at Buf. 9/29  
Opponents: 4 Andy Dalton at Cin. 12/29

# INDIVIDUAL SUPERLATIVES

## INTERCEPTIONS BY DEFENSE

### **MOST INTERCEPTIONS**

Ravens: 2 2 times, last by Corey Graham vs. NYJ 11/24  
Opponents: 2 4 times, last by Dre Kirkpatrick at Cin. 12/29

### **LONGEST INT. RETURN**

Ravens: 37 2 times, last by James Ihedigbo vs. Cin. 11/10  
Opponents: 74t Tavon Wilson vs. NE 12/22

### **LONGEST INT. RETURN FOR A TD**

Ravens: 37 Daryl Smith vs. Hou. 9/22  
Opponents: 74 Tavon Wilson vs. NE 12/22

## KICKOFF & PUNT RETURNS

### **LONGEST KICKOFF RETURN**

Ravens: 77t Jacoby Jones vs. Min. 12/8  
Opponents: 44 Emmanuel Sanders at Pit. 10/20

### **LONGEST PUNT RETURN**

Ravens: 82t Tandon Doss vs. Hou. 9/22  
Opponents: 27 Wes Welker at Den. 9/5

## PUNTING

### **LONGEST PUNT**

Ravens: 69 Sam Koch vs. Min. 12/8  
Opponents: 67 Ryan Quigley vs. NYJ 11/24

### **MOST PUNTS INSIDE 20**

Ravens: 3 3 times, last by Sam Koch vs. NYJ 11/24  
Opponents: 5 Britton Colquitt at Den. 9/5

## TACKLES, SACKS & FUMBLE RETURNS

### **MOST TACKLES**

Ravens: 17 Terrell Suggs at Buf. 9/29  
Opponents: 17 Lawrence Timmons at Pit. 10/20

### **MOST SACKS**

Ravens: 3 2 times, last by Elvis Dumervil vs. Cin. 11/10  
Opponents: 3 2 times, last by Vincent Rey vs. Cin. 11/10

### **LONGEST OWN FUMBLE RETURN**

Ravens: 0 9 times, last by Gino Gradkowski at Det. 12/16  
Opponents: 0 11 times, last by Andrew Whitworth at Cin. 12/29

### **LONGEST OPPONENTS' FUMBLE RETURN**

Ravens: 7 Matt Elam at Pit. 10/20  
Opponents: 20 Datone Jones vs. GB 10/13



# TURNOVER TABLE

| MATCHUP                      |                  | FORCED TURNOVERS |      |       | TURNOVERS CONVERTED |    |      |           |         | OUTCOME   |        |
|------------------------------|------------------|------------------|------|-------|---------------------|----|------|-----------|---------|-----------|--------|
| Date                         | Game             | Fum              | INTs | Total | TD                  | FG | Pts. | Pts. Pct. | TD Pct. | Net Diff. | Result |
| 9/5                          | Ravens           | 2                | 0    | 2     | 1                   | 0  | 7    | 50.0      | 50.0    | E         | L      |
|                              | BRONCOS          | 0                | 2    | 2     | 2                   | 0  | 14   | 100.0     | 100.0   | E         | W      |
| 9/15                         | RAVENS           | 0                | 0    | 0     | 0                   | 0  | 0    | 0.0       | 0.0     | -1        | W      |
|                              | Browns           | 1                | 0    | 1     | 0                   | 0  | 0    | 0.0       | 0.0     | +1        | L      |
| 9/22                         | RAVENS           | 0                | 1    | 1     | 1                   | 0  | 7    | 100.0     | 100.0   | +1        | W      |
|                              | Texans           | 0                | 0    | 0     | 0                   | 0  | 0    | 0.0       | 0.0     | -1        | L      |
| 9/29                         | Ravens           | 1                | 2    | 3     | 1                   | 1  | 10   | 66.7      | 33.3    | -2        | L      |
|                              | BILLS            | 0                | 5    | 5     | 1                   | 2  | 13   | 60.0      | 20.0    | +2        | W      |
| 10/6                         | Ravens           | 0                | 0    | 0     | 0                   | 0  | 0    | 0.0       | 0.0     | -2        | W      |
|                              | DOLPHINS         | 1                | 1    | 2     | 1                   | 1  | 10   | 100.0     | 50.0    | +2        | L      |
| 10/13                        | RAVENS           | 1                | 1    | 2     | 0                   | 0  | 0    | 0.0       | 0.0     | +1        | L      |
|                              | Packers          | 1                | 0    | 1     | 0                   | 1  | 3    | 100.0     | 0.0     | -1        | W      |
| 10/20                        | Ravens           | 1                | 0    | 1     | 0                   | 1  | 3    | 100.0     | 0.0     | +1        | L      |
|                              | STEELERS         | 0                | 0    | 0     | 0                   | 0  | 0    | 0.0       | 0.0     | -1        | W      |
| 11/3                         | Ravens           | 1                | 0    | 1     | 0                   | 0  | 0    | 0.0       | 0.0     | -1        | L      |
|                              | BROWNS           | 1                | 1    | 2     | 1                   | 0  | 7    | 50.0      | 50.0    | +1        | W      |
| 11/10                        | RAVENS           | 0                | 3    | 3     | 1                   | 0  | 7    | 33.3      | 33.3    | E         | W      |
|                              | Bengals          | 1                | 2    | 3     | 1                   | 0  | 7    | 33.3      | 33.3    | E         | L      |
| 11/17                        | Ravens           | 0                | 0    | 0     | 0                   | 0  | 0    | 0.0       | 0.0     | -2        | L      |
|                              | BEARS            | 0                | 2    | 2     | 1                   | 1  | 10   | 100.0     | 50.0    | +2        | W      |
| 11/24                        | RAVENS           | 1                | 2    | 3     | 1                   | 0  | 7    | 33.3      | 33.3    | +2        | W      |
|                              | Jets             | 0                | 1    | 1     | 0                   | 0  | 0    | 0.0       | 0.0     | -2        | L      |
| 11/28                        | RAVENS           | 0                | 0    | 0     | 0                   | 0  | 0    | 0.0       | 0.0     | E         | W      |
|                              | Steelers         | 0                | 0    | 0     | 0                   | 0  | 0    | 0.0       | 0.0     | E         | L      |
| 12/8                         | RAVENS           | 1                | 0    | 1     | 1                   | 0  | 7    | 100.0     | 100.0   | -2        | W      |
|                              | Vikings          | 0                | 3    | 3     | 1                   | 0  | 6    | 33.3      | 33.3    | +2        | L      |
| 12/16                        | Ravens           | 0                | 3    | 3     | 0                   | 2  | 6    | 66.7      | 0.0     | +3        | W      |
|                              | LIONS            | 0                | 0    | 0     | 0                   | 0  | 0    | 0.0       | 0.0     | -3        | L      |
| 12/22                        | RAVENS           | 0                | 0    | 0     | 0                   | 0  | 0    | 0.0       | 0.0     | -4        | L      |
|                              | Patriots         | 1                | 3    | 4     | 3                   | 1  | 24   | 100.0     | 75.0    | +4        | W      |
| 12/29                        | Ravens           | 0                | 4    | 4     | 0                   | 3  | 9    | 75.0      | 0.0     | +1        | L      |
|                              | BENGALS          | 0                | 3    | 3     | 1                   | 1  | 10   | 66.7      | 33.3    | -1        | W      |
| <b>Regular Season Totals</b> |                  |                  |      |       |                     |    |      |           |         |           |        |
|                              | <b>RAVENS</b>    | 8                | 16   | 24    | 6                   | 7  | 63   | 54.2      | 25.0    | -5        | 8-8    |
|                              | <b>Opponents</b> | 6                | 23   | 29    | 12                  | 7  | 104  | 65.5      | 41.4    | +5        | 8-8    |

# RED ZONE EFFICIENCY

## RAVENS RED ZONE STATS

| Date                         | Opp.     | Inside 20 | Scores    | TDs       | FGs       | TD Pct.     | In 20 Pts. | Total Pts. |
|------------------------------|----------|-----------|-----------|-----------|-----------|-------------|------------|------------|
| 9/5                          | at Den.  | 5         | 5         | 3         | 2         | 60.0        | 27         | 27         |
| 9/15                         | vs. Cle. | 3         | 2         | 2         | 0         | 66.7        | 14         | 14         |
| 9/22                         | vs. Hou. | 2         | 2         | 1         | 1         | 50.0        | 10         | 30         |
| 9/29                         | at Buf.  | 4         | 3         | 1         | 2         | 25.0        | 13         | 20         |
| 10/6                         | at Mia.  | 3         | 3         | 2         | 1         | 66.7        | 17         | 26         |
| 10/13                        | vs. GB   | 4         | 3         | 2         | 1         | 50.0        | 17         | 17         |
| 10/20                        | at Pit.  | 2         | 2         | 1         | 1         | 50.0        | 10         | 16         |
| 11/3                         | at Cle.  | 2         | 2         | 2         | 0         | 100.0       | 15         | 18         |
| 11/10                        | vs. Cin. | 3         | 3         | 2         | 1         | 66.7        | 17         | 20         |
| 11/17                        | at Chi.  | 3         | 3         | 2         | 1         | 66.7        | 17         | 20         |
| 11/24                        | vs. NYJ  | 4         | 3         | 0         | 3         | 0.0         | 9          | 19         |
| 11/28                        | vs. Pit. | 4         | 4         | 1         | 3         | 25.0        | 16         | 22         |
| 12/8                         | vs. Min. | 3         | 3         | 3         | 0         | 100.0       | 22         | 29         |
| 12/16                        | at Det.  | 3         | 3         | 0         | 3         | 0.0         | 9          | 18         |
| 12/22                        | vs. NE   | 3         | 1         | 1         | 0         | 33.3        | 7          | 7          |
| 12/29                        | at Cin.  | 4         | 3         | 1         | 2         | 25.0        | 14         | 17         |
| <b>Regular Season Totals</b> |          | <b>52</b> | <b>45</b> | <b>24</b> | <b>21</b> | <b>46.2</b> | <b>234</b> | <b>320</b> |

## OPPONENTS RED ZONE STATS

| Date                         | Opp.     | Inside 20 | Scores    | TDs       | FGs       | TD Pct.     | In 20 Pts. | Total Pts. |
|------------------------------|----------|-----------|-----------|-----------|-----------|-------------|------------|------------|
| 9/5                          | at Den.  | 2         | 2         | 2         | 0         | 100.0       | 14         | 49         |
| 9/15                         | vs. Cle. | 1         | 1         | 0         | 1         | 0.0         | 3          | 6          |
| 9/22                         | vs. Hou. | 2         | 2         | 0         | 2         | 0.0         | 6          | 9          |
| 9/29                         | at Buf.  | 4         | 4         | 1         | 3         | 25.0        | 16         | 23         |
| 10/6                         | at Mia.  | 3         | 3         | 1         | 2         | 33.3        | 13         | 23         |
| 10/13                        | vs. GB   | 4         | 2         | 0         | 2         | 0.0         | 6          | 19         |
| 10/20                        | at Pit.  | 3         | 3         | 1         | 2         | 33.3        | 13         | 19         |
| 11/3                         | at Cle.  | 3         | 3         | 2         | 1         | 66.7        | 17         | 24         |
| 11/10                        | vs. Cin. | 2         | 2         | 1         | 1         | 50.0        | 10         | 17         |
| 11/17                        | at Chi.  | 4         | 4         | 1         | 3         | 25.0        | 16         | 23         |
| 11/24                        | vs. NYJ  | 1         | 1         | 0         | 1         | 0.0         | 3          | 3          |
| 11/28                        | vs. Pit. | 3         | 3         | 3         | 0         | 100.0       | 20         | 20         |
| 12/8                         | vs. Min. | 1         | 1         | 1         | 0         | 100.0       | 6          | 26         |
| 12/16                        | at Det.  | 2         | 2         | 2         | 0         | 100.0       | 13         | 16         |
| 12/22                        | vs. NE   | 3         | 3         | 3         | 0         | 100.0       | 21         | 41         |
| 12/29                        | at Cin.  | 3         | 2         | 2         | 0         | 66.7        | 14         | 34         |
| <b>Regular Season Totals</b> |          | <b>41</b> | <b>38</b> | <b>20</b> | <b>18</b> | <b>48.8</b> | <b>191</b> | <b>352</b> |



# FIRST DOWNS

## REGULAR SEASON

**295 Total: 68 rushing; 189 passing; 38 penalty**

| Player          | Total      | Rush      | Pass       | 3rd Down Conversion | 4th Down Conversion |
|-----------------|------------|-----------|------------|---------------------|---------------------|
| Torrey Smith    | 49         | 0         | 49         | 15                  | 0                   |
| Ray Rice        | 41         | 28        | 13         | 11                  | 0                   |
| Marlon Brown    | 29         | 0         | 29         | 8                   | 0                   |
| Bernard Pierce  | 23         | 20        | 3          | 6                   | 0                   |
| Jacoby Jones    | 20         | 0         | 20         | 6                   | 0                   |
| Dallas Clark    | 19         | 0         | 19         | 12                  | 1                   |
| Ed Dickson      | 16         | 0         | 16         | 2                   | 0                   |
| Tandon Doss     | 13         | 0         | 13         | 8                   | 2                   |
| Joe Flacco      | 11         | 11        | 0          | 6                   | 2                   |
| Dennis Pitta    | 11         | 0         | 11         | 4                   | 1                   |
| Brandon Stokley | 8          | 0         | 8          | 7                   | 0                   |
| Vonta Leach     | 6          | 3         | 3          | 4                   | 0                   |
| Tyrod Taylor    | 5          | 5         | 0          | 2                   | 0                   |
| Deonte Thompson | 4          | 0         | 4          | 0                   | 0                   |
| Billy Bajema    | 1          | 0         | 1          | 0                   | 0                   |
| Shaun Draughn   | 1          | 1         | 0          | 1                   | 0                   |
| <b>Totals</b>   | <b>257</b> | <b>68</b> | <b>189</b> | <b>92</b>           | <b>6</b>            |



# COMPLETIONS BY DISTANCE

| Date                    | Opp.     | QB     | Loss | 0-9      | 10-19    | 20-29   | 30-39  | 40-49 | 50+   |       |
|-------------------------|----------|--------|------|----------|----------|---------|--------|-------|-------|-------|
| 9/5                     | at Den.  | Flacco | 3    | 17 (1)   | 8 (1)    | 4       | 2      | 0     | 0     |       |
| 9/15                    | vs. Cle. | Flacco | 2    | 9 (1)    | 9        | 2       | 0      | 0     | 0     |       |
| 9/22                    | vs. Hou. | Flacco | 0    | 12       | 1        | 2       | 0      | 1     | 0     |       |
| 9/29                    | at Buf.  | Flacco | 0    | 13       | 5 (1)    | 5 (1)   | 1      | 0     | 1     |       |
| 10/6                    | at Mia.  | Flacco | 1    | 9        | 5        | 1       | 0      | 3     | 0     |       |
| 10/13                   | vs. GB   | Flacco | 2    | 6        | 8 (2)    | 1       | 1      | 1     | 1     |       |
| 10/20                   | at Pit.  | Flacco | 0    | 17 (1)   | 5        | 1       | 0      | 1     | 0     |       |
| 11/3                    | at Cle.  | Flacco | 0    | 15 (1)   | 7 (1)    | 1       | 0      | 1     | 0     |       |
| 11/10                   | vs. Cin. | Flacco | 1    | 12 (2)   | 7        | 0       | 0      | 0     | 0     |       |
| 11/17                   | at Chi.  | Flacco | 0    | 8 (1)    | 9        | 0       | 0      | 0     | 0     |       |
| 11/24                   | vs. NYJ  | Flacco | 1    | 7        | 6        | 1       | 0      | 0     | 2 (1) |       |
| 11/28                   | vs. Pit. | Flacco | 0    | 15 (1)   | 6        | 1       | 1      | 0     | 1     |       |
| 12/8                    | vs. Min. | Flacco | 0    | 20 (3)   | 7        | 0       | 1      | 0     | 0     |       |
| 12/16                   | at Det.  | Flacco | 1    | 10       | 4        | 5       | 0      | 0     | 0     |       |
| 12/22                   | vs. NE   | Flacco | 0    | 9        | 11       | 1       | 0      | 1     | 0     |       |
|                         |          | Taylor | 0    | 1        | 0        | 0       | 0      | 0     | 0     |       |
| 12/29                   | at Cin.  | Flacco | 1    | 24 (1)   | 5        | 0       | 0      | 0     | 0     |       |
| <b>Regular Season</b>   |          |        |      |          |          |         |        |       |       |       |
| <b>Totals</b>           |          | Flacco | 12   | 203 (12) | 103 (5)  | 25 (1)  | 6      | 8     | 5 (1) |       |
|                         |          | Taylor | 0    | 1        | 0        | 0       | 0      | 0     | 0     |       |
| <b>2013 Team Totals</b> |          |        |      | 12       | 204 (12) | 103 (5) | 25 (1) | 6     | 8     | 5 (1) |

*(Touchdowns in parenthesis)*

# THE LAST TIME IT HAPPENED – OFFENSIVE TOTALS

## Won in Overtime

Ravens: 11/10/13 vs. Cincinnati (W, 20-17 OT) (Tucker 46-yard FG)  
**1/12/13 (Div.) at Denver (W, 38-35, 2OT) (Tucker 47-yard FG)**  
 Opponent: 11/17/13 at Chicago (L, 20-23 OT) (Gould 38-yard FG)

## Won by Scoring in the Last Two Minutes of Regulation

Ravens: 12/16/13 at Detroit (W, 18-16) (Tucker 61-yard FG with 0:38 remaining)  
 12/8/13 vs. Minnesota (W, 29-26) (M. Brown 9-yard pass from J. Flacco with 0:04 remaining)  
 10/6/13 at Miami (W, 26-23) (Tucker 44-yard FG with 1:42 remaining)  
 Opponent: 10/20/13 at Pittsburgh (L, 16-19) (Suisham 42-yard FG with 0:00 remaining)

## Tied Game by Scoring in the Last Two Minutes of Regulation

Ravens: 11/17/13 at Chicago (L, 20-23 OT) (Tied game with 0:03 remaining)  
**1/12/13 (Div.) at Denver (W, 38-35, 2OT) (Tied game with 0:31 remaining)**  
 Opponent: 11/10/13 vs. Cincinnati (W, 20-17 OT) (Tied game with 0:00 remaining)

## Shutout

Ravens: 11/16/09 at Cleveland (W, 16-0)  
 Opponent: 9/15/02 at Tampa Bay (L, 0-25)

## Won by 20-or-More Points

Ravens: 9/22/13 vs. Houston (W, 30-9)  
 Opponent: 12/22/13 vs. New England (L, 7-41)  
 9/5/13 at Denver (L, 27-49)

## Held a 28-or-More Point Lead

Ravens: 11/11/12 vs. Oakland (W, 55-20) (led 48-17 in 3rd quarter and by 35 at conclusion of game)  
 Opponent: 12/22/13 vs. New England (L, 7-41) (led 41-7 at conclusion of game)

## Held a 21-or-More Point Lead

Ravens: 9/22/13 vs. Houston (W, 30-9) (led 30-9 in 4th quarter)  
**2/3/13 (SB) at San Francisco (W, 34-31) (led 28-6 in 3rd quarter)**  
 Opponent: 12/22/13 vs. New England (L, 7-41) (led 34-7 in 4th quarter and by 34 at conclusion of game)  
 9/5/13 at Denver (L, 27-49) (led 42-17 in 4th quarter)

## Scored 40-or-More Points

Ravens: 11/11/12 vs. Oakland (W, 55-20)  
 Opponent: 12/22/13 vs. New England (L, 7-41)  
 9/5/13 at Denver (L, 27-49)

## Scored 20-or-More Points in a Half

Ravens: 12/8/13 vs. Minnesota (W, 29-26) (22 points, 2nd half)  
 10/6/13 at Miami (W, 26-23) (20 points, 2nd half)  
**2/3/13 (SB) at San Francisco (W, 34-31) (21 points, 1st half)**  
 Opponent: 12/22/13 vs. New England (L, 7-41) (24 points, 2nd half)  
 12/8/13 vs. Minnesota (W, 29-26) (23 points, 2nd half)  
 11/28/13 vs. Pittsburgh (W, 22-20) (20 points, 2nd half)  
 9/5/13 at Denver (L, 27-49) (35 points, 2nd half)  
**2/3/13 (SB) at San Francisco (W, 34-31) (25 points, 2nd half)**

## Held Opponent Without a Touchdown

Ravens: 11/24/13 vs. N.Y. Jets (W, 19-3) (1 FG)  
 9/22/13 vs. Houston (W, 30-9) (3 FGs)  
 9/15/13 vs. Cleveland (W, 14-6) (2 FGs)  
**1/6/13 (WC) vs. Indianapolis (W, 24-9) (3 FGs)**  
 Opponent: 12/16/13 at Detroit (W, 18-16) (6 FGs)

## Touchdowns Scored by Offense and Defense

Ravens: 9/22/13 vs. Houston (W, 30-9) (1 offense, 1 defense)  
**1/12/13 (Div.) at Denver (W, 38-35, 2OT) (4 offense, 1 defense)**  
 Opponent: 12/29/13 at Cincinnati (L, 17-34) (3 offense, 1 defense)  
 12/22/13 vs. New England (L, 7-41) (3 offense, 2 defense)  
 11/17/13 at Chicago (L, 20-23 OT) (1 offense, 1 defense)  
 10/6/13 at Miami (W, 26-23) (1 offense, 1 defense)

**Bold/Italics Denotes Playoff Game**

# THE LAST TIME IT HAPPENED – OFFENSIVE TOTALS

## Touchdowns Scored by Offense, Defense and Special Teams

Ravens: 9/22/13 vs. Houston (W, 30-9) (1 offense, 1 defense, 1 special teams)  
 Opponent: 11/1/98 vs. Jacksonville (L, 19-45) (4 offense, 1 defense, 1 special teams)

## Safety Scored

Ravens: 11/23/08 Jameel McClain, blocked punt out of end zone vs. Philadelphia (W, 36-7)  
 Opponent: **2/3/13 (SB)** *Chris Culliver, forced Sam Koch out of the end zone at San Francisco (W, 34-31)*  
 10/21/12 Connor Barwin, sacked Joe Flacco in end zone at Houston (L, 13-43)

## Successful 2-Point Conversion

Ravens: 12/29/13 Ray Rice rush at Cincinnati (L, 17-34)  
 12/8/13 Torrey Smith pass from Joe Flacco vs. Minnesota (W, 29-26)  
 11/3/13 Marlon Brown pass from Joe Flacco at Cleveland (L, 18-24)  
 Opponent: 12/9/12 Kirk Cousins rush at Washington (L, 28-31 OT)

## Failed 2-Point Conversion Attempt

Ravens: 12/23/07 Troy Smith pass attempt to Devard Darling failed at Seattle (L, 6-27)  
 Opponent: 12/16/13 Matt Stafford pass attempt to Calvin Johnson failed at Detroit (W, 18-16)  
 12/8/13 Matt Cassel pass attempt to Greg Jennings failed vs. Minnesota (W, 29-26)  
 11/28/13 Ben Roethlisberger pass attempt to Emmanuel Sanders failed vs. Pittsburgh (W, 22-20)  
**2/3/13 (SB)** *Colin Kaepernick pass attempt to Randy Moss failed at San Francisco (W, 34-31)*

## No Turnovers

Ravens: 12/16/13 at Detroit (W, 18-16)  
 11/28/13 vs. Pittsburgh (W, 22-20)  
 10/20/13 at Pittsburgh (L, 16-19)  
 9/22/13 vs. Houston (W, 30-9)  
**1/20/13 (AFC)** *at New England (W, 28-13)*  
 Opponent: 12/22/13 vs. New England (L, 7-41)  
 11/28/13 vs. Pittsburgh (W, 22-20)  
 11/17/13 at Chicago (L, 20-23 OT)  
 10/6/13 at Miami (W, 26-23)  
 9/15/13 vs. Cleveland (W, 14-6)

## Touchdown Drive of 10-or-More Plays (2013 Totals: Ravens, 5; Opponents, 6)

Ravens: 10/20/13 16 plays, 73 yards in 8:01 at Pittsburgh (L, 16-19)  
 10/13/13 10 plays, 80 yards in 5:20 vs. Green Bay (L, 17-19)  
 10/6/13 11 plays, 94 yards in 5:30 at Miami (W, 26-23)  
 9/15/13 12 plays, 80 yards in 5:50 vs. Cleveland (W, 14-6)  
 9/5/13 10 plays, 80 yards in 3:58 at Denver (L, 27-49)  
 Opponent: 12/29/13 12 plays, 90 yards in 6:44 at Cincinnati (L, 17-34)  
 12/16/13 11 plays, 80 yards in 5:45 at Detroit (W, 18-16)  
 11/28/13 13 plays, 79 yards in 4:34 vs. Pittsburgh (W, 22-20)  
 11/28/13 10 plays, 60 yards in 4:27 vs. Pittsburgh (W, 22-20)  
 11/17/13 11 plays, 83 yards in 5:59 at Chicago (L, 20-23 OT)  
 10/20/13 10 plays, 60 yards in 6:05 at Pittsburgh (L, 16-19)  
**1/20/13 (AFC)** *11 plays, 79 yards in 5:10 at New England (W, 28-13)*

## Touchdown Drive of 15-or-More Plays

Ravens: 10/20/13 16 plays, 73 yards in 8:01 at Pittsburgh (L, 16-19)  
 Opponent: 10/14/12 18 plays, 80 yards in 4:09 vs. Dallas (W, 31-29)

## Touchdown Drive of 80-or-More Yards (2013 Totals: Ravens, 13; Opponents, 9)

Ravens: 12/22/13 9 plays, 90 yards in 2:48 vs. New England (L, 7-41)  
 12/8/13 5 plays, 80 yards in 0:41 vs. Minnesota (W, 29-26)  
 11/24/13 3 plays, 88 yards in 1:28 vs. N.Y. Jets (W, 19-3)  
 11/17/13 9 plays, 80 yards in 4:30 at Chicago (L, 20-23 OT)  
 10/13/13 6 plays, 90 yards in 2:13 vs. Green Bay (L, 17-19)  
 10/13/13 10 plays, 80 yards in 5:20 vs. Green Bay (L, 17-19)  
 10/6/13 11 plays, 94 yards in 5:30 at Miami (W, 26-23)  
 10/6/13 6 plays, 80 yards in 2:53 at Miami (W, 26-23)  
 9/29/13 4 plays, 80 yards in 1:31 at Buffalo (L, 20-23)  
 9/22/13 9 plays, 80 yards in 3:55 vs. Houston (W, 30-9)  
 9/15/13 12 plays, 80 yards in 5:50 vs. Cleveland (W, 14-9)

**Bold/Italics Denotes Playoff Game**



# THE LAST TIME IT HAPPENED – OFFENSIVE TOTALS

|           |                      |  |
|-----------|----------------------|--|
|           | 9/5/13               | 5 plays, 80 yards in 1:38 at Denver (L, 27-49)               |
|           | 9/5/13               | 10 plays, 80 yards in 3:58 at Denver (L, 27-49)              |
| Opponent: | <b>1/20/13 (AFC)</b> | <b>10 plays, 87 yards in 3:49 at New England (W, 28-13)</b>  |
|           | 12/29/13             | 12 plays, 90 yards in 6:44 at Cincinnati (L, 17-34)          |
|           | 12/16/13             | 11 plays, 80 yards in 5:45 at Detroit (W, 18-16)             |
|           | 11/28/13             | 7 plays, 80 yards in 2:55 vs. Pittsburgh (W, 22-20)          |
|           | 11/17/13             | 11 plays, 83 yards in 5:59 at Chicago (L, 20-23 OT)          |
|           | 11/3/13              | 8 plays, 80 yards in 3:41 at Cleveland (L, 18-24)            |
|           | 10/13/13             | 4 plays, 80 yards in 2:22 vs. Green Bay (L, 17-19)           |
|           | 9/5/13               | 3 plays, 80 yards in 0:59 at Denver (L, 27-49)               |
|           | 9/5/13               | 6 plays, 80 yards in 2:30 at Denver (L, 27-49)               |
|           | 9/5/13               | 6 plays, 90 yards in 2:29 at Denver (L, 27-49)               |
|           | <b>2/3/13 (SB)</b>   | <b>7 plays, 80 yards in 3:06 at San Francisco (W, 34-31)</b> |

## Touchdown Drive of 90-or-More Yards

|           |                      |   |
|-----------|----------------------|---|
| Ravens:   | 12/22/13             | 9 plays, 90 yards in 2:48 vs. New England (L, 7-41)         |
|           | 10/13/13             | 6 plays, 90 yards in 2:13 vs. Green Bay (L, 17-19)          |
|           | 10/6/13              | 11 plays, 94 yards in 5:30 at Miami (W, 26-23)              |
| Opponent: | <b>1/20/13 (AFC)</b> | <b>13 plays, 90 yards in 5:51 at New England (W, 28-13)</b> |
|           | 12/29/13             | 12 plays, 90 yards in 6:44 at Cincinnati (L, 17-34)         |

## Touchdown Drive of 7-or-More Minutes

|           |          |   |
|-----------|----------|---|
| Ravens:   | 10/20/13 | 16 plays, 73 yards in 8:01 at Pittsburgh (L, 16-19) |
| Opponent: | 10/21/12 | 12 plays, 80 yards in 7:40 at Houston (L, 13-43)    |

## Touchdown Drive of 8-or-More Minutes

|           |          |   |
|-----------|----------|---|
| Ravens:   | 10/20/13 | 16 plays, 73 yards in 8:01 at Pittsburgh (L, 16-19) |
| Opponent: | 10/14/12 | 14 plays, 80 yards in 8:05 vs. Dallas (W, 31-29)    |

## 500-or-More Total Net Yards of Offense

|           |          |                                |
|-----------|----------|--------------------------------|
| Ravens:   | 12/23/12 | 533 vs. N.Y. Giants (W, 33-14) |
| Opponent: | 9/5/13   | 510 at Denver (L, 27-49)       |

## 400-or-More Total Net Yards of Offense

|           |                       |  |
|-----------|-----------------------|--|
| Ravens:   | <b>1/12/13 (Div.)</b> | <b>479 at Denver (W, 38-35, 2OT)</b>   |
|           | 12/23/12              | 533 vs. N.Y. Giants (W, 33-14)         |
| Opponent: | 10/13/13              | 438 vs. Green Bay (L, 17-19)           |
|           | 9/5/13                | 510 at Denver (L, 27-49)               |
|           | <b>2/3/13 (SB)</b>    | <b>468 at San Francisco (W, 34-31)</b> |

## 300-or-More Net Yards Rushing by Team

|           |                    |                           |
|-----------|--------------------|---------------------------|
| Ravens:   | 12/13/09           | 308 vs. Detroit (W, 48-3) |
| Opponent: | Has never happened |                           |

## 200-or-More Net Yards Rushing by Team

|           |          |                              |
|-----------|----------|------------------------------|
| Ravens:   | 12/30/12 | 206 at Cincinnati (L, 17-23) |
| Opponent: | 9/29/13  | 203 at Buffalo (L, 20-23)    |

## Individual 200-Yard Rushing Game

|           |                    |                                       |
|-----------|--------------------|---------------------------------------|
| Ravens:   | 12/4/11            | Ray Rice, 204 at Cleveland (W, 24-10) |
| Opponent: | Has never happened |                                       |

## Individual 150-Yard Rushing Game

|           |         |   |
|-----------|---------|---|
| Ravens:   | 1/1/12  | Ray Rice, 191 at Cincinnati (W, 24-16)                |
| Opponent: | 12/4/05 | Domanick (Davis) Williams, 155 vs. Houston (W, 16-15) |

## Individual 100-Yard Rushing Game

|           |                       |  |
|-----------|-----------------------|--|
| Ravens:   | 11/17/13              | Ray Rice, 131 at Chicago (L, 20-23 OT)             |
|           | <b>1/12/13 (Div.)</b> | <b>Ray Rice, 131 at Denver (W, 38-35, 2OT)</b>     |
| Opponent: | 10/13/13              | Eddie Lacy, 120 vs. Green Bay (L, 17-19)           |
|           | <b>2/3/13 (SB)</b>    | <b>Frank Gore, 110 at San Francisco (W, 34-31)</b> |

**Bold/Italics Denotes Playoff Game**

# THE LAST TIME IT HAPPENED – OFFENSIVE TOTALS

## Two 100-Yard Rushers in the Same Game

Ravens: 12/23/12 Bernard Pierce, 123 & Ray Rice, 107 vs. N.Y. Giants (W, 33-14)  
 Opponent: Has never happened

## Consecutive 100-Yard Rushing Games

Ravens: **1/6-1/12/13** **Bernard Pierce, 103 vs. Indianapolis (WC) (W, 24-9) & Ray Rice, 131 at Denver (Div.) (W, 38-35, 2OT)**  
 12/4-12/11/11 Ray Rice, 204 at Cleveland (W, 24-10) & Ray Rice, 103 vs. Indianapolis (W, 24-10)  
 Opponents: 12/9-12/16/12 Alfred Morris, 129 at Washington (L, 28-31) & Knowshon Moreno, 118 vs. Denver (L, 17-34)

## Combined 200 Yards Rushing by Two Players

Ravens: 12/23/12 230 – Bernard Pierce, 123 & Ray Rice, 107 vs. N.Y. Giants (W, 33-14)  
 Opponents: 10/5/97 215 – Jerome Bettis, 137 & Kordell Stewart, 78 vs. Pittsburgh (L, 34-42)

## Individual with 30-or-More Carries

Ravens: **1/12/13 (Div.)** **Ray Rice, 30 at Denver (W, 38-35, 2OT)**  
 12/19/10 Ray Rice, 31 vs. New Orleans (W, 30-24)  
 Opponents: 10/7/12 Jamaal Charles, 30 at Kansas City (W, 9-6)

## Rushing Play of 80-or-More Yards

Ravens: 12/20/08 Le’Ron McClain, 82t yards at Dallas (W, 33-24)  
 Opponent: Has never happened

## Rushing Play of 60-or-More Yards

Ravens: 12/23/12 Bernard Pierce, 78 yards vs. N.Y. Giants (W, 33-14)  
 Opponent: 11/16/08 Ahmad Bradshaw, 77 yards at N.Y. Giants (L, 10-30)

## Rushing Play of 40-or-More Yards

Ravens: 11/17/13 Ray Rice, 47 yards at Chicago (L, 20-23 OT)  
**1/6/13 (WC)** **Bernard Pierce, 43 yards vs. Indianapolis (W, 24-9)**  
 Opponent: 12/8/13 Toby Gerhart, 41 yards vs. Minnesota (W, 29-26)  
 11/28/13 Le’Veon Bell, 43 yards vs. Pittsburgh (W, 22-20)  
**1/9/11 (WC)** **Jamaal Charles, 41t yards at Kansas City (W, 30-7)**

## Individual with 3-or-More Rushing Touchdowns

Ravens: 10/30/11 Ray Rice, 3 vs. Arizona (W, 30-27)  
 Opponent: 12/8/02 Deuce McCallister, 3 vs. New Orleans (L, 25-37)

## Individual with 2-or-More Rushing Touchdowns

Ravens: 10/6/13 Ray Rice, 2 at Miami (W, 26-23)  
 Opponent: 12/22/13 LeGarrette Blount, 2 vs. New England (L, 7-41)

## 400 Net Yards Passing by Team

Ravens: 10/27/96 404 vs. St. Louis (W, 37-31)  
 Opponent: 9/5/13 445 at Denver (L, 27-49)

## 300 Net Yards Passing by Team

Ravens: 10/13/13 313 vs. Green Bay (L, 17-19)  
 9/29/13 321 at Buffalo (L, 20-23)  
 9/5/13 335 at Denver (L, 27-49)  
**1/12/13 (Div.)** **324 at Denver (W, 38-35, 2OT)**  
 Opponent: 9/5/13 445 at Denver (L, 27-49)  
**1/20/13 (AFC)** **320 at New England (W, 28-13)**

## Individual with 40-or-More Pass Attempts

Ravens: 12/29/13 Joe Flacco, 50 at Cincinnati (L, 17-34)  
 12/8/13 Joe Flacco, 50 vs. Minnesota (W, 29-26)  
 11/3/13 Joe Flacco, 41 at Cleveland (L, 18-24)  
 9/29/13 Joe Flacco, 50 at Buffalo (L, 20-23)  
 9/5/13 Joe Flacco, 62 at Denver (L, 27-49)  
 Opponent: 11/28/13 Ben Roethlisberger, 44 vs. Pittsburgh (W, 22-20)  
 11/10/13 Andy Dalton, 51 vs. Cincinnati (W, 20-17 OT)  
 10/6/13 Ryan Tannehill, 40 at Miami (W, 26-23)  
 9/5/13 Peyton Manning, 42 at Denver (L, 27-49)  
**1/20/13 (AFC)** **Tom Brady, 54 at New England (W, 28-13)**

**Bold/Italics Denotes Playoff Game**

# THE LAST TIME IT HAPPENED – OFFENSIVE TOTALS

## Individual with 35-or-More Pass Attempts

|           |                      |  |
|-----------|----------------------|--|
| Ravens:   | 12/29/13             | Joe Flacco, 50 at Cincinnati (L, 17-34)          |
|           | 12/22/13             | Joe Flacco, 38 vs. New England (L, 7-41)         |
|           | 12/16/13             | Joe Flacco, 38 at Detroit (W, 18-16)             |
|           | 12/8/13              | Joe Flacco, 50 vs. Minnesota (W, 29-26)          |
|           | 11/28/13             | Joe Flacco, 35 vs. Pittsburgh (W, 22-20)         |
|           | 11/10/13             | Joe Flacco, 36 vs. Cincinnati (W, 20-17 OT)      |
|           | 11/3/13              | Joe Flacco, 41 at Cleveland (L, 18-24)           |
|           | 9/29/13              | Joe Flacco, 50 at Buffalo (L, 20-23)             |
|           | 9/5/13               | Joe Flacco, 62 at Denver (L, 27-49)              |
|           | <b>1/20/13 (AFC)</b> | <b>Joe Flacco, 36 at New England (W, 28-13)</b>  |
| Opponent: | 12/29/13             | Andy Dalton, 36 at Cincinnati (L, 17-34)         |
|           | 12/8/13              | Matt Cassel, 38 vs. Minnesota (W, 29-26)         |
|           | 11/28/13             | Ben Roethlisberger, 44 vs. Pittsburgh (W, 22-20) |
|           | 11/10/13             | Andy Dalton, 51 vs. Cincinnati (W, 20-17 OT)     |
|           | 11/3/13              | Jason Campbell, 35 at Cleveland (L, 18-24)       |
|           | 10/6/13              | Ryan Tannehill, 40 at Miami (W, 26-23)           |
|           | 9/22/13              | Matt Schaub, 35 vs. Houston (W, 30-9)            |
|           | 9/5/13               | Peyton Manning, 42 at Denver (L, 27-49)          |
|           | <b>1/20/13 (AFC)</b> | <b>Tom Brady, 54 at New England (W, 28-13)</b>   |

## Individual with 25-or-More Pass Completions

|           |                      |  |
|-----------|----------------------|--|
| Ravens:   | 12/29/13             | Joe Flacco, 30 at Cincinnati (L, 17-34)          |
|           | 12/8/13              | Joe Flacco, 28 vs. Minnesota (W, 29-26)          |
|           | 9/29/13              | Joe Flacco, 25 at Buffalo (L, 20-23)             |
|           | 9/5/13               | Joe Flacco, 34 at Denver (L, 27-49)              |
| Opponent: | 11/28/13             | Ben Roethlisberger, 28 vs. Pittsburgh (W, 22-20) |
|           | 9/22/13              | Matt Schaub, 25 vs. Houston (W, 30-9)            |
|           | 9/5/13               | Peyton Manning, 27 at Denver (L, 27-49)          |
|           | <b>1/20/13 (AFC)</b> | <b>Tom Brady, 29 at New England (W, 28-13)</b>   |

## Individual 400-Yard Passing Game

|           |          |   |
|-----------|----------|---|
| Ravens:   | 10/27/96 | Vinny Testaverde, 429 vs. St. Louis (W, 37-31 OT) |
| Opponent: | 9/5/13   | Peyton Manning, 462 at Denver (L, 27-49)          |

## Individual 300-Yard Passing Game

|           |                       |  |
|-----------|-----------------------|--|
| Ravens:   | 10/13/13              | Joe Flacco, 342 vs. Green Bay (L, 17-19)                 |
|           | 9/29/13               | Joe Flacco, 347 at Buffalo (L, 20-23)                    |
|           | 9/5/13                | Joe Flacco, 362 at Denver (L, 27-49)                     |
|           | <b>1/12/13 (Div.)</b> | <b>Joe Flacco, 331 at Denver (W, 38-35, 2OT)</b>         |
| Opponent: | 10/13/13              | Aaron Rodgers, 315 vs. Green Bay (L, 17-19)              |
|           | 10/6/13               | Ryan Tannehill, 307 at Miami (W, 26-23)                  |
|           | 9/5/13                | Peyton Manning, 462 at Denver (L, 27-49)                 |
|           | <b>2/3/13 (SB)</b>    | <b>Colin Kaepernick, 302 at San Francisco (W, 34-31)</b> |

## Consecutive 300-Yard Passing Games

|           |                    |   |
|-----------|--------------------|---|
| Ravens:   | 9/23-9/27/12       | Joe Flacco, 382 vs. New England (W, 31-30) & Joe Flacco, 356 vs. Cleveland (W, 23-16)                   |
| Opponent: | 10/6-10/13/13      | Ryan Tannehill, 307 at Miami (W, 26-23) & Aaron Rodgers, 315 vs. Green Bay (L, 17-19)                   |
|           | <b>1/20-2/3/13</b> | <b>Tom Brady, 320 at New England (W, 34-31) &amp; Colin Kaepernick, 302 at San Francisco (W, 34-31)</b> |

## Individual with 5-or-More Touchdown Passes

|           |         |   |
|-----------|---------|---|
| Ravens:   | 9/10/00 | Tony Banks, 5 vs. Jacksonville (W, 39-36) |
| Opponent: | 9/5/13  | Peyton Manning, 7 at Denver (L, 27-49)    |

## Individual with 4-or-More Touchdown Passes

|           |          |  |
|-----------|----------|--|
| Ravens:   | 12/20/09 | Joe Flacco, 4 vs. Chicago (W, 31-7)    |
| Opponent: | 9/5/13   | Peyton Manning, 7 at Denver (L, 27-49) |

## Individual with 3-or-More Touchdown Passes

|           |                       |  |
|-----------|-----------------------|--|
| Ravens:   | 12/8/13               | Joe Flacco, 3 vs. Minnesota (W, 29-26)             |
|           | <b>2/3/13 (SB)</b>    | <b>Joe Flacco, 3 at San Francisco (W, 34-31)</b>   |
| Opponent: | 11/3/13               | Jason Campbell, 3 at Cleveland (L, 18-24)          |
|           | 9/5/13                | Peyton Manning, 7 at Denver (L, 27-49)             |
|           | <b>1/12/13 (Div.)</b> | <b>Peyton Manning, 3 at Denver (W, 38-35, 2OT)</b> |

**Bold/Italics Denotes Playoff Game**

# THE LAST TIME IT HAPPENED – OFFENSIVE TOTALS

## Individual with 10-or-More Receptions

Ravens: 11/13/11 Ed Dickson, 10 at Seattle (L, 17-22)  
 Opponent: 10/14/12 Dez Bryant, 13 vs. Dallas (W, 31-29)

## Individual 200-Yard Receiving Game

Ravens: 12/12/99 Qadry Ismail, 258 at Pittsburgh (W, 31-24)  
 Opponent: 9/10/00 Jimmy Smith, 291 vs. Jacksonville (W, 39-36)

## Individual 150-Yard Receiving Game

Ravens: 9/29/13 Torrey Smith, 166 at Buffalo (L, 20-23)  
 Opponent: 11/10/13 A.J. Green, 151 vs. Cincinnati (W, 20-17 OT)  
 9/5/13 Demaryius Thomas, 161 at Denver (L, 27-49)

## Individual 100-Yard Receiving Game

Ravens: 11/24/13 Jacoby Jones, 103 vs. N.Y. Jets (W, 19-3)  
 10/6/13 Torrey Smith, 121 at Miami (W, 26-23)  
 9/29/13 Torrey Smith, 166 at Buffalo (L, 20-23)  
**2/3/13 (SB) Anquan Boldin, 104 at San Francisco (W, 34-31)**  
 Opponent: 12/8/13 Cordarrelle Patterson, 141 vs. Minnesota (W, 29-26)  
 11/10/13 A.J. Green, 151 vs. Cincinnati (W, 20-17 OT)  
 11/3/13 Greg Little, 122 at Cleveland (L, 18-24)  
 10/13/13 Jordy Nelson, 113 vs. Green Bay (L, 17-19)  
 10/6/13 Mike Wallace, 105 at Miami (W, 26-23)  
 9/5/13 Demaryius Thomas, 161 at Denver (L, 27-49)  
 9/5/13 Julius Thomas, 110 at Denver (L, 27-49)  
**2/3/13 (SB) Vernon Davis, 104 at San Francisco (W, 34-31)**  
**2/3/13 (SB) Michael Crabtree, 109 at San Francisco (W, 34-31)**

## Two 100-Yard Receivers in the Same Game

Ravens: 10/19/03 Travis Taylor, 138, & Todd Heap, 129, at Cincinnati (L, 26-34)  
 Opponent: 9/5/13 Demaryius Thomas, 161 & Julius Thomas, 110 at Denver (L, 27-49)  
**2/3/13 (SB) Vernon Davis, 104 & Michael Crabtree, 109 at San Francisco (W, 34-31)**

## No Sacks Allowed

Ravens: 12/23/12 vs. N.Y. Giants (W, 33-14)  
 Opponent: 12/29/13 at Cincinnati (L, 17-34)  
 12/8/13 vs. Minnesota (W, 29-26)  
 11/28/13 vs. Pittsburgh (W, 22-20)  
**1/20/13 (AFC) at New England (W, 28-13)**

## Pass Play of 80-or-More Yards

Ravens: 12/10/06 87t yards, Steve McNair to Mark Clayton at Kansas City (W, 20-10)  
 Opponent: 11/21/10 88t yards, Brian St. Pierre to David Gettis at Carolina (W, 37-13)

## Pass Play of 60-or-More Yards

Ravens: 11/24/13 66 yards, Joe Flacco to Jacoby Jones vs. N.Y. Jets (W, 19-3)  
 11/24/13 60 yards, Joe Flacco to Torrey Smith vs. N.Y. Jets (W, 19-3)  
 10/13/13 63 yards, Joe Flacco to Tandon Doss vs. Green Bay (L, 17-19)  
 9/29/13 74 yards, Joe Flacco to Torrey Smith at Buffalo (L, 20-23)  
**1/12/13 (Div.) 70t yards, Joe Flacco to Jacoby Jones at Denver (W, 38-35, 2OT)**  
 Opponent: 12/8/13 79t yards, Matt Cassel to Cordarrelle Patterson (W, 29-26)  
 10/13/13 64 yards, Aaron Rodgers to Jordy Nelson (L, 17-19)  
 9/5/13 78t yards, Peyton Manning to Demaryius Thomas (L, 27-49)

## Individual with 4-or-More Touchdown Receptions

Ravens: 11/23/03 Marcus Robinson, 4 vs. Seattle (W, 44-41 OT)  
 Opponent: Has never happened

## Individual with 3-or-More Touchdown Receptions

Ravens: 9/25/11 Torrey Smith, 3 at St. Louis (W, 37-7)  
 Opponent: 10/24/10 Lee Evans, 3 vs. Buffalo (W, 37-34 OT)

## Individual with 2-or-More Touchdown Receptions

Ravens: 11/3/13 Marlon Brown, 2 at Cleveland (L, 18-24)

**Bold/Italics Denotes Playoff Game**



# THE LAST TIME IT HAPPENED – OFFENSIVE TOTALS

**1/20/13 (AFC) Anquan Boldin, 2 at New England (W, 28-13)**  
 Opponent: 11/3/13 Davone Bess, 2 at Cleveland (L, 18-24)  
 9/5/13 Demaryius Thomas, 2 at Denver (L, 27-49)  
 9/5/13 Julius Thomas, 2 at Denver (L, 27-49)  
 9/5/13 Wes Welker, 2 at Denver (L, 27-49)

## Led Team in Both Rushing & Receiving Yards in the Same Game

Ravens: 12/24/11 Ray Rice (87 rushing, 48 receiving) vs. Cleveland (W, 20-14)  
 Opponent: 11/13/11 Marshawn Lynch (109 rushing, 58 receiving) at Seattle (L, 17-22)

## 100-Yard Rusher & Receiver in the Same Game

Ravens: **1/6/13 (WC) Bernard Pierce (103 rushing) & Anquan Boldin (145 receiving) vs. Indianapolis (W, 24-9)**  
 9/23/12 Ray Rice (101 rushing) & Torrey Smith (127 receiving) vs. New England (W, 31-30)  
 Opponent: 10/13/13 Eddie Lacy (120 rushing) & Jordy Nelson (113 receiving) vs. Green Bay (L, 17-19)  
**2/3/13 (SB) Frank Gore (110 rushing) & Vernon Davis (104 receiving) & Michael Crabtree (109 receiving) at San Francisco (W, 34-31)**

## 100-Yard Rusher, 100-Yard Receiver & 300-Yard Passer in the Same Game

Ravens: 9/23/12 Ray Rice (101 rushing), Torrey Smith (127 receiving) & Joe Flacco (382 passing) vs. New England (W, 31-30)  
 Opponent: 10/13/13 Eddie Lacy (120 rushing), Jordy Nelson (113 receiving) & Aaron Rodgers (315 passing) vs. Green Bay (L, 17-19)  
**2/3/13 (SB) Frank Gore (110 rushing), Vernon Davis (104 receiving) & Michael Crabtree (109 receiving) & Colin Kaepernick (302 passing) at San Francisco (W, 34-31)**

## Individual with at Least 1 Rushing & 1 Receiving Touchdown in the Same Game

Ravens: 9/11/11 Ray Rice (1 rushing, 1 receiving) vs. Pittsburgh (W, 35-7)  
 Opponent: 12/9/07 Joseph Addai (2 rushing, 1 receiving) vs. Indianapolis (L, 20-44)

## Individual with at Least 1 Rushing Touchdown & 1 Touchdown Pass in the Same Game

Ravens: 12/23/12 Joe Flacco (1 rushing, 2 passing) vs. N.Y. Giants (W, 33-14)  
 Opponent: 12/29/13 Andy Dalton (1 rushing, 2 passing) at Cincinnati (L, 17-34)  
**2/3/13 (SB) Colin Kaepernick (1 rushing, 1 passing) at San Francisco (W, 34-31)**

# THE LAST TIME IT HAPPENED – DEFENSIVE TOTALS

## Held Opponent Under 200 Yards of Total Offense

|           |          |                                  |
|-----------|----------|----------------------------------|
| Ravens:   | 12/30/12 | 189 at Cincinnati (L, 17-23)     |
| Opponent: | 11/10/13 | 189 vs. Cincinnati (W, 20-17 OT) |

## Held Opponent Under 300 Yards of Total Offense

|           |          |                                  |
|-----------|----------|----------------------------------|
| Ravens:   | 11/24/13 | 220 vs. N.Y. Jets (W, 19-3)      |
|           | 10/20/13 | 286 at Pittsburgh (L, 16-19)     |
|           | 10/6/13  | 294 at Miami (W, 26-23)          |
|           | 9/22/13  | 264 vs. Houston (W, 30-9)        |
|           | 9/15/13  | 259 vs. Cleveland (W, 14-6)      |
| Opponent: | 12/29/13 | 222 at Cincinnati (L, 17-34)     |
|           | 11/10/13 | 189 vs. Cincinnati (W, 20-17 OT) |
|           | 11/3/13  | 278 at Cleveland (L, 18-24)      |
|           | 10/20/13 | 287 at Pittsburgh (L, 16-19)     |
|           | 9/22/13  | 236 vs. Houston (W, 30-9)        |
|           | 9/15/13  | 296 vs. Cleveland (W, 14-6)      |

## Held Opponent Under 50 Net Yards Rushing

|           |          |                             |
|-----------|----------|-----------------------------|
| Ravens:   | 10/6/13  | 22 at Miami (W, 26-23)      |
| Opponent: | 12/29/13 | 47 at Cincinnati (L, 17-34) |
|           | 10/13/13 | 47 vs. Green Bay (L, 17-19) |
|           | 9/29/13  | 24 at Buffalo (L, 20-23)    |

## Held Opponent Under 75 Net Yards Rushing

|           |          |                              |
|-----------|----------|------------------------------|
| Ravens:   | 11/28/13 | 72 vs. Pittsburgh (W, 22-20) |
|           | 11/3/13  | 73 at Cleveland (L, 18-24)   |
|           | 10/6/13  | 22 at Miami (W, 26-23)       |
|           | 9/15/13  | 65 vs. Cleveland (W, 14-6)   |
|           | 9/5/13   | 65 at Denver (L, 27-49)      |
| Opponent: | 12/29/13 | 47 at Cincinnati (L, 17-34)  |
|           | 11/28/13 | 74 vs. Pittsburgh (W, 22-20) |
|           | 11/24/13 | 67 vs. N.Y. Jets (W, 19-3)   |
|           | 11/3/13  | 55 at Cleveland (L, 18-24)   |
|           | 10/13/13 | 47 vs. Green Bay (L, 17-19)  |
|           | 9/29/13  | 24 at Buffalo (L, 20-23)     |
|           | 9/5/13   | 58 at Denver (L, 27-49)      |

## Held Opponent Under 100 Net Yards Rushing

|           |                    |                                       |
|-----------|--------------------|---------------------------------------|
| Ravens:   | 11/28/13           | 72 vs. Pittsburgh (W, 22-20)          |
|           | 11/3/13            | 73 at Cleveland (L, 18-24)            |
|           | 10/20/13           | 82 at Pittsburgh (L, 16-19)           |
|           | 10/6/13            | 22 at Miami (W, 26-23)                |
|           | 9/22/13            | 94 vs. Houston (W, 30-9)              |
|           | 9/15/13            | 65 vs. Cleveland (W, 14-6)            |
|           | 9/5/13             | 65 at Denver (L, 27-49)               |
| Opponent: | 12/29/13           | 47 at Cincinnati (L, 17-34)           |
|           | 12/16/13           | 90 at Detroit (W, 18-16)              |
|           | 12/8/13            | 97 vs. Minnesota (W, 29-26)           |
|           | 11/28/13           | 74 vs. Pittsburgh (W, 22-20)          |
|           | 11/24/13           | 67 vs. N.Y. Jets (W, 19-3)            |
|           | 11/10/13           | 85 vs. Cincinnati (W, 20-17 OT)       |
|           | 11/3/13            | 55 at Cleveland (L, 18-24)            |
|           | 10/13/13           | 47 vs. Green Bay (L, 17-19)           |
|           | 9/29/13            | 24 at Buffalo (L, 20-23)              |
|           | 9/22/13            | 75 vs. Houston (W, 30-9)              |
|           | 9/15/13            | 99 vs. Cleveland (W, 14-6)            |
|           | 9/5/13             | 58 at Denver (L, 27-49)               |
|           | <b>2/3/13 (SB)</b> | <b>93 at San Francisco (W, 34-31)</b> |

## Held Opponent Under 100 Net Yards Passing

|           |                       |                                    |
|-----------|-----------------------|------------------------------------|
| Ravens:   | 11/24/11              | 96 vs. San Francisco (W, 16-6)     |
| Opponent: | <b>1/15/11 (Div.)</b> | <b>91 at Pittsburgh (L, 24-31)</b> |
|           | 12/26/10              | 97 at Cleveland (W, 20-10)         |

## Held Opponent Under 150 Net Yards Passing

|           |          |                                  |
|-----------|----------|----------------------------------|
| Ravens:   | 11/24/13 | 118 vs. N.Y. Jets (W, 19-3)      |
|           | 10/20/13 | 145 at Pittsburgh (L, 16-19)     |
|           | 9/29/13  | 147 at Buffalo (L, 20-23)        |
| Opponent: | 11/17/13 | 143 at Chicago (L, 20-23 OT)     |
|           | 11/10/13 | 104 vs. Cincinnati (W, 20-17 OT) |

**Bold/Italics Denotes Playoff Game**

# THE LAST TIME IT HAPPENED – DEFENSIVE TOTALS

## Interception Return for a Touchdown

|           |                       |  |
|-----------|-----------------------|--|
| Ravens:   | 9/22/13               | Daryl Smith, 37 yards, vs. Houston (W, 30-9)             |
|           | <b>1/12/13 (Div.)</b> | <b>Corey Graham, 39 yards, at Denver (W, 38-35, 2OT)</b> |
| Opponent: | 12/29/13              | Dre Kirkpatrick, 21 yards at Cincinnati (L, 17-34)       |
|           | 12/22/13              | Tavon Wilson, 74 yards, vs. New England (L, 7-41)        |
|           | 11/17/13              | David Bass, 24 yards, at Chicago (L, 20-23 OT)           |
|           | 10/6/13               | Reshad Jones, 25 yards, at Miami (W, 26-23)              |

## Individual with 3-or-More Interceptions

|           |                    |   |
|-----------|--------------------|---|
| Ravens:   | Has Never Happened |   |
| Opponent: | 11/18/01           | Anthony Henry, 3 vs. Cleveland (L, 17-27) |

## Individual with 2-or-More Interceptions

|           |                       |  |
|-----------|-----------------------|--|
| Ravens:   | 11/24/13              | Corey Graham, 2 vs. N.Y. Jets (W, 19-3)          |
|           | 11/10/13              | James Ihedigbo, 2 vs. Cincinnati (W, 20-17 OT)   |
|           | <b>1/12/13 (Div.)</b> | <b>Corey Graham, 2 at Denver (W, 38-35, 2OT)</b> |
| Opponent: | 12/29/13              | Dre Kirkpatrick, 2 at Cincinnati (L, 17-34)      |
|           | 12/22/13              | Logan Ryan, 2 vs. New England (L, 7-41)          |
|           | 9/29/13               | Kiko Alonso, 2 at Buffalo (L, 20-23)             |
|           | 9/29/13               | Aaron Williams, 2 at Buffalo (L, 20-23)          |

## Fumble Return for a Touchdown

|           |          |   |
|-----------|----------|---|
| Ravens:   | 10/2/11  | Jarret Johnson, 26 yards vs. N.Y. Jets (W, 34-17) |
| Opponent: | 12/22/13 | Chandler Jones, 0 yards vs. New England (L, 7-41) |

## 9-or-More Sacks by Team

|           |                    |                               |
|-----------|--------------------|-------------------------------|
| Ravens:   | 11/24/11           | 9 vs. San Francisco (W, 16-6) |
| Opponent: | Has Never Happened |                               |

## 8-or-More Sacks by Team

|           |                    |                               |
|-----------|--------------------|-------------------------------|
| Ravens:   | 11/24/11           | 9 vs. San Francisco (W, 16-6) |
| Opponent: | Has Never Happened |                               |

## 7-or-More Sacks by Team

|           |          |                               |
|-----------|----------|-------------------------------|
| Ravens:   | 11/24/11 | 9 vs. San Francisco (W, 16-6) |
| Opponent: | 12/18/11 | 7 at San Diego (L, 14-34)     |

## 6-or-More Sacks by Team

|           |          |                           |
|-----------|----------|---------------------------|
| Ravens:   | 10/6/13  | 6 at Miami (W, 26-23)     |
| Opponent: | 12/18/11 | 7 at San Diego (L, 14-34) |

## 5-or-More Sacks by Team

|           |          |                                |
|-----------|----------|--------------------------------|
| Ravens:   | 11/10/13 | 5 vs. Cincinnati (W, 20-17 OT) |
|           | 10/6/13  | 6 at Miami (W, 26-23)          |
|           | 9/15/13  | 5 vs. Cleveland (W, 14-6)      |
| Opponent: | 11/10/13 | 5 vs. Cincinnati (W, 20-17 OT) |
|           | 11/3/13  | 5 at Cleveland (L, 18-24)      |
|           | 10/13/13 | 5 vs. Green Bay (L, 17-19)     |

## Individual with 4-or-More Sacks

|           |          |   |
|-----------|----------|---|
| Ravens:   | 1/7/02   | Peter Boulware, 4 vs. Minnesota (W, 19-3) |
| Opponent: | 12/18/11 | Antwan Barnes, 4 at San Diego (L, 14-34)  |

## Individual with 3-or-More Sacks

|            |          |  |
|------------|----------|--|
| Ravens:    | 11/10/13 | Elvis Dumervil, 3 vs. Cincinnati (W, 20-17 OT) |
|            | 10/6/13  | Terrell Suggs, 3 at Miami (W, 26-23)           |
| Opponents: | 11/10/13 | Vincent Rey, 3 vs. Cincinnati (W, 20-17 OT)    |
|            | 10/13/13 | A.J. Hawk, 3 vs. Green Bay (L, 17-19)          |

## Individual with 2-or-More Sacks

|            |                      |   |
|------------|----------------------|---|
| Ravens:    | 11/10/13             | Elvis Dumervil, 3 vs. Cincinnati (W, 20-17 OT)    |
|            | 10/13/13             | Elvis Dumervil, 2 vs. Green Bay (L, 17-19)        |
|            | 10/6/13              | Terrell Suggs, 3 at Miami (W, 26-23)              |
|            | <b>2/3/13 (SB)</b>   | <b>Paul Kruger, 2 at San Francisco (W, 34-31)</b> |
| Opponents: | 11/28/13             | Jason Worilds, 2 vs. Pittsburgh (W, 22-20)        |
|            | 11/24/13             | Muhammad Wilkerson, 2 vs. N.Y. Jets (W, 19-3)     |
|            | 11/17/13             | Julius Peppers, 2 at Chicago (L, 20-23 OT)        |
|            | 11/10/13             | Vincent Rey, 3 vs. Cincinnati (W, 20-17 OT)       |
|            | 10/13/13             | A.J. Hawk, 3 vs. Green Bay (L, 17-19)             |
|            | 9/29/13              | Marcell Dareus, 2 at Buffalo (L, 20-23)           |
|            | 9/5/13               | Shaun Phillips, 2.5 at Denver (L, 27-49)          |
|            | <b>1/20/13 (AFC)</b> | <b>Rob Ninkovich, 2 at New England (W, 28-13)</b> |

**Bold/Italics Denotes Playoff Game**

# THE LAST TIME IT HAPPENED – SPECIAL TEAMS TOTALS

## Kickoff Return for a Touchdown

Ravens: 12/8/13 Jacoby Jones, 77 yards vs. Minnesota (W, 29-26)  
**2/3/13 (SB) *Jacoby Jones, 108 yards at San Francisco (W, 34-31)***  
 Opponent: **1/12/13 (Div.) *Trindon Holliday, 104 yards at Denver (W, 38-35, 2OT)***  
 10/2/11 Joe McKnight, 107 yards vs. N.Y. Jets (W, 34-17)

## Kickoff Return for a Touchdown to Start a Game

Ravens: Has Never Happened  
 Opponent: 11/7/04 Richard Alston, 93 yards vs. Cleveland (W, 27-13)

## 2 Kickoff Return Touchdowns in the Same Game

Ravens: 12/13/98 Corey Harris, 95 yards; Patrick Johnson, 97 yards vs. Minnesota (both in 1st quarter) (L, 28-38)  
 Opponent: Has never happened

## Punt Return for a Touchdown

Ravens: 9/22/13 Tandon Doss, 82 yards vs. Houston (W, 30-9)  
 Opponent: **1/12/13 (Div.) *Trindon Holliday, 90 yards at Denver (W, 38-35, 2OT)***  
 12/24/11 Joshua Cribbs, 84 yards vs. Cleveland (W, 20-14)

## 2 Punt Return Touchdowns in the Same Game

Ravens: 12/24/00 Jermaine Lewis, 89 yards & 54 yards vs. N.Y. Jets (W, 34-20)  
 Opponent: Has never happened

## Blocked Punt Return for a Touchdown

Ravens: 11/23/03 Ed Reed, 16 yards (Reed blocked Tom Rouen punt) vs. Seattle (W, 44-41 OT)  
 Opponent: 9/13/09 Jon McGraw, recovery in end zone (McGraw blocked Sam Koch punt) vs. Kansas City (W, 38-24)

## Blocked Punt

Ravens: 11/23/08 Jameel McClain blocked Sav Rocca punt vs. Philadelphia (W, 36-7)  
 Opponent: 9/5/13 David Bruton blocked Sam Koch punt at Denver (L, 27-49)

## Blocked Extra Point Attempt

Ravens: 9/10/07 Dwan Edwards blocked Kyle Larson attempt vs. Cincinnati (L, 20-27)  
 Opponent: 11/16/09 Shaun Rogers blocked Steven Hauschka attempt at Cleveland (W, 16-0)

## Missed (Not Blocked) Extra Point Attempt

Ravens: 10/27/96 Matt Stover vs. St. Louis (W, 37-31 OT)  
 Opponent: 12/11/05 Jason Elam at Denver (L, 10-12)

## Blocked Field Goal

Ravens: 10/11/09 Kelly Gregg blocked Shayne Graham 32-yard attempt vs. Cincinnati (L, 14-17)  
 Opponent: 11/16/08 Fred Robbins blocked Matt Stover 32-yard attempt at N.Y. Giants (L, 10-30)

## Individual with 5-or-More Field Goals

Ravens: 12/16/13 Justin Tucker, 6-for-6 at Detroit (W, 18-16)  
 11/28/13 Justin Tucker, 5-for-5 vs. Pittsburgh (W, 22-20)  
 Opponent: 11/4/12 Phil Dawson, 5-for-5 at Cleveland (W, 25-15)

## Individual with 4-or-More Field Goals

Ravens: 12/16/13 Justin Tucker, 6-for-6 at Detroit (W, 18-16)  
 11/28/13 Justin Tucker, 5-for-5 vs. Pittsburgh (W, 22-20)  
 11/24/13 Justin Tucker, 4-for-4 vs. N.Y. Jets (W, 19-3)  
 10/6/13 Justin Tucker, 4-for-4 at Miami (W, 26-23)  
 Opponent: 10/20/13 Shaun Suisham, 4-for-4 at Pittsburgh (L, 16-19)  
 10/13/13 Mason Crosby, 4-for-5 vs. Green Bay (L, 17-19)

## Successful Onside Kick

Ravens: 10/14/01 Matt Stover kick recovered by Edgerton Hartwell at Green Bay (L, 23-31)  
 Opponent: 10/14/12 Dan Bailey kick recovered by Andre Holmes vs. Dallas (W, 31-29)

## Failed Onside Kick

Ravens: 10/20/13 Justin Tucker kick recovered by Vince Williams at Pittsburgh (L, 16-19)  
 Opponent: 11/28/13 Shaun Suisham kick only travels 6 yards and is illegally touched by Jericho Cotchery (W, 22-20)

**Bold/Italics Denotes Playoff Game**



# REPLAY CHALLENGE TOTALS

## RAVENS

| <u>Date</u>   | <u>Opp.</u> | <u>Initial Ruling</u>   | <u>Ruling</u>                   |
|---------------|-------------|---|---------------------------------|
| 9/5           | at Den.     | P. Manning pass to D. Thomas to BLT 44 for 5 yards                      | Reversed, Ruled Incomplete Pass |
| 9/15          | vs. Cle.    | Penalty on M. Elam for defensive pass interference prior to tipped pass | Upheld                          |
| 9/22          | vs. Hou.    | B. Pierce right guard to HST 31 for no gain, short of first down        | Upheld                          |
| 9/29          | at Buf.     | E. Manuel pass deep right to S. Chandler to BUF 34 for 24 yards         | Reversed, Ruled Incomplete Pass |
| 10/6          | at Mia.     | R. Tannehill pass deep right to M. Wallace to BLT 27 for 18 yards       | Reversed, Ruled Incomplete Pass |
| 11/10         | vs. Cin.    | A. Dalton pass to A. Green to BLT 25 for 5 yards, first down            | Reversed, Ruled down at BLT 26  |
| 11/10         | vs. Cin.    | A. Dalton pass to A. Green to BLT 41 for -1 yards                       | Upheld                          |
| 11/17         | at Chi.     | J. McCown pass to A. Jeffery to CHI 30 for 7 yards                      | Reversed, Ruled Incomplete Pass |
| 11/17         | at Chi.     | J. McCown pass to A. Jeffery to BLT 23 for 8 yards                      | Upheld                          |
| 12/16         | at Det.     | M. Stafford pass deep middle to B. Pettigrew to BLT 15 for 18 yards     | Upheld                          |
| 12/22         | vs. NE      | J. Flacco pass incomplete to D. Pitta                                   | Reversed, Ruled Complete Pass   |
| 12/22         | vs. NE      | J. Jones kickoff return 14 yards to BLT 5                               | Reversed, Ruled Touchback       |
| <b>TOTALS</b> |             | <b>7-for-12 (58.3%)</b>   |                                 |

## OPPONENTS

| <u>Date</u>   | <u>Opp.</u> | <u>Initial Ruling</u>  | <u>Ruling</u>                   |
|---------------|-------------|--|---------------------------------|
| 9/15          | vs. Cle.    | B. Weeden pass to J. Cameron to BLT 36 for 3 yards, short of first down  | Upheld                          |
| 9/22          | vs. Hou.    | J. Flacco pass deep left to T. Smith to HST 9 for 23 yards               | Reversed, Ruled Incomplete Pass |
| 10/20         | at Pit.     | J. Flacco pass short right to M. Brown to PIT 18 for 9 yards             | Reversed, Ruled out at PIT 19   |
| 11/10         | vs. Cin.    | A. Dalton pass to G. Bernard to CIN 45 for 6 yards, short of first down  | Reversed, Ruled down at CIN 46  |
| 11/24         | vs. NYJ     | G. Smith pass incomplete short middle to S. Holmes                       | Reversed, Ruled Complete Pass   |
| 12/8          | vs. Min.    | J. Flacco pass short right to D. Pitta to BLT 35 for 9 yards, first down | Reversed, Ruled down at BLT 34  |
| 12/29         | at Cin.     | J. Flacco pass short right to M. Brown to CIN 6 for 14 yards             | Reversed, Ruled Incomplete Pass |
| 12/29         | at Cin.     | J. Flacco pass short middle to M. Brown to CIN 12 for 9 yards            | Upheld                          |
| <b>TOTALS</b> |             | <b>6-for-8 (75.0%)</b>   |                                 |

## REPLAY ASSISTANT

*Last two minutes of the half and overtime and any touchdown scoring play or turnover*

| <u>Date</u>   | <u>Opp.</u> | <u>Initial Ruling</u>  | <u>Ruling</u>                   |
|---------------|-------------|--|---------------------------------|
| 9/15          | vs. Cle.    | B. Pierce run up the middle for 5 yards, Touchdown                                 | Upheld                          |
| 9/22          | vs. Hou.    | T. Doss punt return for 82 yards, Touchdown  | Upheld                          |
| 9/29          | at Buf.     | J. Flacco pass complete to T. Doss, fumble by T. Doss recovered by BUF             | Reversed, Ruled Incomplete Pass |
| 9/29          | at Buf.     | E. Manuel pass short right to R. Woods for 4 yards, Touchdown                      | Reversed, Ruled Incomplete Pass |
| 9/29          | at Buf.     | J. Flacco pass deep middle to T. Smith to 50 for 21 yards                          | Upheld                          |
| 9/29          | at Buf.     | J. Flacco pass short middle intercepted by K. Alonso at BUF 36                     | Upheld                          |
| 10/6          | at Mia.     | R. Tannehill pass intercepted by J. Ihedigbo at MIA 45                             | Reversed, Ruled Incomplete Pass |
| 10/6          | at Mia.     | R. Tannehill pass short left to C. Clay for 9 yards, Touchdown                     | Upheld                          |
| 11/3          | at Cle.     | J. Flacco pass deep middle intended for J. Jones intercepted by J. Haden at CLV 23 | Upheld                          |
| 11/28         | vs. Pit.    | B. Roethlisberger pass deep middle to H. Miller for 20 yards, Touchdown            | Reversed, Ruled down at BLT 1   |
| 11/28         | vs. Pit.    | L. Bell left tackle for 1 yard, Touchdown  | Reversed, Ruled down at BLT 1   |
| 12/8          | vs. Min.    | T. Gerhart left guard for 2 yards, fumbles, recovered by M. Elam at MIN 25         | Upheld                          |
| 12/8          | vs. Min.    | J. Jones kickoff return for 77 yards, Touchdown                                    | Upheld                          |
| 12/8          | vs. Min.    | J. Flacco pass short middle to M. Brown for 9 yards, Touchdown                     | Upheld                          |
| 12/22         | vs. NE      | T. Brady pass complete to D. Amendola, fumble by D. Amendola recovered by BLT      | Reversed, Ruled down at BLT 45  |
| 12/22         | vs. NE      | J. Flacco pass intercepted by L. Ryan, L. Ryan to BLT 8 for 35 yards               | Reversed, Ruled down at BLT 43  |
| <b>TOTALS</b> |             | <b>7-for-16 (43.8%)</b>  |                                 |

## HARBAUGH CAREER CHALLENGE TOTALS

### REGULAR SEASON

| <u>Year</u>  | <u>No.</u> | <u>Reversed</u> | <u>Upheld</u> | <u>Pct.</u> |
|--------------|------------|-----------------|---------------|-------------|
| 2008         | 6          | 3               | 3             | 50.0        |
| 2009         | 11         | 6               | 5             | 54.5        |
| 2010         | 9          | 1               | 8             | 11.1        |
| 2011         | 12         | 8               | 4             | 66.7        |
| 2012         | 6          | 3               | 3             | 50.0        |
| 2013         | 12         | 7               | 5             | 58.3        |
| <b>Total</b> | <b>56</b>  | <b>28</b>       | <b>28</b>     | <b>50.0</b> |

### POSTSEASON

| <u>Year</u>  | <u>No.</u> | <u>Reversed</u> | <u>Upheld</u> | <u>Pct.</u> |
|--------------|------------|-----------------|---------------|-------------|
| 2008         | 3          | 2               | 1             | 66.7        |
| 2009         | 2          | 1               | 1             | 50.0        |
| 2010         | 0          | 0               | 0             | 0.0         |
| 2011         | 1          | 0               | 1             | 0.0         |
| 2012         | 1          | 0               | 1             | 0.0         |
| 2013         | —          | —               | —             | —           |
| <b>Total</b> | <b>7</b>   | <b>3</b>        | <b>4</b>      | <b>42.9</b> |

## Ball Possession And Drive Chart

### Baltimore Ravens

| #  | Time Recd | Time Lost | Time Poss | How Ball Obtained | Drive Began | # Play | Yds Gain | Yds Pen | Net Yds | 1st Down | Last Scrm | How Given Up |
|----|-----------|-----------|-----------|-------------------|-------------|--------|----------|---------|---------|----------|-----------|--------------|
| 1  | 14:42     | 13:48     | 0:54      | Interception      | CIN 21      | 4      | 1        | 0       | 1       | 0        | CIN 20    | Field Goal   |
| 2  | 9:03      | 2:26      | 6:37      | Interception      | BLT 35      | 12     | 56       | 5       | 61      | 4        | * CIN 4   | Field Goal   |
| 3  | 0:17      | 13:43     | 1:34      | Kickoff           | BLT 23      | 3      | 12       | -5      | 7       | 0        | BLT 30    | Punt         |
| 4  | 9:54      | 8:53      | 1:01      | Punt              | BLT 1       | 3      | 1        | 0       | 1       | 0        | BLT 2     | Punt         |
| 5  | 6:36      | 4:41      | 1:55      | Kickoff           | BLT 16      | 3      | 10       | -5      | 5       | 0        | BLT 21    | Punt         |
| 6  | 1:51      | 0:21      | 1:30      | Kickoff           | BLT 23      | 5      | 10       | 0       | 10      | 1        | BLT 33    | Punt         |
| 7  | 15:00     | 13:46     | 1:14      | Kickoff           | BLT 20      | 3      | -9       | 0       | -9      | 0        | BLT 11    | Punt         |
| 8  | 12:14     | 9:30      | 2:44      | Interception      | CIN 47      | 7      | 26       | 5       | 31      | 2        | * CIN 16  | Field Goal   |
| 9  | 7:34      | 5:13      | 2:21      | Punt              | CIN 40      | 6      | 40       | 0       | 40      | 3        | * CIN 8   | Touchdown    |
| 10 | 13:29     | 13:16     | 0:13      | Kickoff           | BLT 22      | 1      | 0        | 0       | 0       | 0        | BLT 22    | Interception |
| 11 | 12:19     | 10:47     | 1:32      | Kickoff           | BLT 30      | 3      | 4        | 0       | 4       | 0        | BLT 34    | Punt         |
| 12 | 8:23      | 7:50      | 0:33      | Interception      | BLT 20      | 5      | 0        | 30      | 30      | 2        | 50        | Interception |
| 13 | 4:15      | 4:07      | 0:08      | Punt              | BLT 13      | 1      | 0        | 0       | 0       | 0        | BLT 13    | Interception |
| 14 | 4:07      | 0:20      | 3:47      | Kickoff           | BLT 24      | 13     | 71       | 0       | 71      | 5        | * CIN 7   | Downs        |

(419) Average BLT 30

### Cincinnati Bengals

| #  | Time Recd | Time Lost | Time Poss | How Ball Obtained | Drive Began | # Play | Yds Gain | Yds Pen | Net Yds | 1st Down | Last Scrm | How Given Up |
|----|-----------|-----------|-----------|-------------------|-------------|--------|----------|---------|---------|----------|-----------|--------------|
| 1  | 15:00     | 14:42     | 0:18      | Kickoff           | CIN 20      | 1      | 0        | 0       | 0       | 0        | CIN 20    | Interception |
| 2  | 13:48     | 9:03      | 4:45      | Kickoff           | CIN 20      | 7      | 24       | -5      | 19      | 2        | CIN 39    | Interception |
| 3  | 2:26      | 0:17      | 2:09      | Kickoff           | CIN 22      | 4      | 78       | 0       | 78      | 2        | CIN 47    | Touchdown    |
| 4  | 13:43     | 9:54      | 3:49      | Punt              | CIN 17      | 7      | 37       | -5      | 32      | 2        | CIN 49    | Punt         |
| 5  | 8:53      | 6:36      | 2:17      | Punt              | BLT 43      | 7      | 22       | 0       | 22      | 1        | BLT 21    | Field Goal   |
| 6  | 4:41      | 1:51      | 2:50      | Punt              | CIN 48      | 5      | 52       | 0       | 52      | 2        | * BLT 16  | Touchdown    |
| 7  | 0:21      | 0:00      | 0:21      | Punt              | CIN 17      | 1      | 0        | 0       | 0       | 0        | CIN 17    | End of Half  |
| 8  | 13:46     | 12:14     | 1:32      | Punt              | CIN 41      | 6      | 17       | 0       | 17      | 1        | BLT 42    | Interception |
| 9  | 9:30      | 7:34      | 1:56      | Kickoff           | CIN 32      | 3      | 3        | -5      | -2      | 0        | CIN 30    | Punt         |
| 10 | 5:13      | 13:29     | 6:44      | Kickoff           | CIN 10      | 12     | 76       | 14      | 90      | 7        | * BLT 1   | Touchdown    |
| 11 | 13:16     | 12:19     | 0:57      | Interception      | BLT 20      | 4      | 0        | 0       | 0       | 0        | BLT 20    | Field Goal   |
| 12 | 10:47     | 8:23      | 2:24      | Punt              | CIN 29      | 4      | 58       | 12      | 70      | 3        | * BLT 1   | Interception |
| 13 | 7:50      | 4:15      | 3:35      | Interception      | CIN 16      | 6      | 26       | 0       | 26      | 1        | CIN 42    | Punt         |
| 14 | 0:20      | 0:00      | 0:20      | Downs             | CIN 5       | 1      | -1       | 0       | -1      | 0        | CIN 5     | End of Game  |

(414) Average CIN 30

\* inside opponent's 20

| Time of Possession by Quarter |                    | 1st  | 2nd  | 3rd  | 4th  | OT | Total |
|-------------------------------|--------------------|------|------|------|------|----|-------|
| Visitor                       | Baltimore Ravens   | 7:48 | 5:43 | 6:19 | 6:13 |    | 26:03 |
| Home                          | Cincinnati Bengals | 7:12 | 9:17 | 8:41 | 8:47 |    | 33:57 |

Kickoff Drive No.-Start Average Ravens: 7 - BLT 23 Bengals: 5 - CIN 21

## Ball Possession And Drive Chart

### New England Patriots

| #  | Time Recd | Time Lost | Time Poss | How Ball Obtained | Drive Began | # Play | Yds Gain | Yds Pen | Net Yds | 1st Down | Last Scrm | How Given Up |
|----|-----------|-----------|-----------|-------------------|-------------|--------|----------|---------|---------|----------|-----------|--------------|
| 1  | 15:00     | 13:20     | 1:40      | Kickoff           | NE 22       | 3      | 5        | 0       | 5       | 0        | NE 27     | Punt         |
| 2  | 12:26     | 9:39      | 2:47      | Punt              | NE 36       | 6      | 30       | 34      | 64      | 4        | * BLT 1   | Touchdown    |
| 3  | 8:17      | 4:51      | 3:26      | Interception      | NE 47       | 6      | 48       | 5       | 53      | 3        | * BLT 4   | Touchdown    |
| 4  | 2:18      | 14:55     | 2:23      | Punt              | NE 36       | 6      | 37       | 0       | 37      | 2        | BLT 27    | Field Goal   |
| 5  | 11:55     | 8:11      | 3:44      | Punt              | NE 19       | 6      | 14       | 0       | 14      | 2        | NE 33     | Punt         |
| 6  | 4:30      | 0:16      | 4:14      | Punt              | NE 20       | 7      | 58       | -20     | 38      | 2        | BLT 42    | Punt         |
| 7  | 12:17     | 11:48     | 0:29      | Downs             | NE 39       | 3      | 0        | 0       | 0       | 0        | NE 39     | Punt         |
| 8  | 10:25     | 7:15      | 3:10      | Interception      | BLT 43      | 7      | 19       | 0       | 19      | 1        | BLT 24    | Field Goal   |
| 9  | 2:56      | 0:58      | 1:58      | Downs             | NE 4        | 3      | 2        | 0       | 2       | 0        | NE 6      | Punt         |
| 10 | 14:19     | 12:09     | 2:10      | Missed FG         | NE 27       | 5      | 38       | 0       | 38      | 2        | BLT 35    | Punt         |
| 11 | 9:21      | 7:56      | 1:25      | Kickoff           | NE 20       | 3      | 9        | 0       | 9       | 0        | NE 29     | Punt         |
| 12 | 6:37      | 2:05      | 4:32      | Downs             | BLT 48      | 9      | 40       | 8       | 48      | 5        | * BLT 7   | Touchdown    |

(379) Average NE 32

### Baltimore Ravens

| #  | Time Recd | Time Lost | Time Poss | How Ball Obtained | Drive Began | # Play | Yds Gain | Yds Pen | Net Yds | 1st Down | Last Scrm | How Given Up |
|----|-----------|-----------|-----------|-------------------|-------------|--------|----------|---------|---------|----------|-----------|--------------|
| 1  | 13:20     | 12:26     | 0:54      | Punt              | BLT 7       | 3      | 5        | 0       | 5       | 0        | BLT 12    | Punt         |
| 2  | 9:39      | 8:17      | 1:22      | Kickoff           | BLT 20      | 3      | 12       | 0       | 12      | 1        | BLT 32    | Interception |
| 3  | 4:51      | 2:18      | 2:33      | Kickoff           | BLT 20      | 5      | 10       | -5      | 5       | 1        | BLT 25    | Punt         |
| 4  | 14:55     | 11:55     | 3:00      | Kickoff           | BLT 21      | 6      | 14       | 0       | 14      | 1        | BLT 35    | Punt         |
| 5  | 8:11      | 4:30      | 3:41      | Punt              | BLT 10      | 7      | 31       | -5      | 26      | 2        | BLT 36    | Punt         |
| 6  | 0:16      | 0:00      | 0:16      | Punt              | BLT 20      | 1      | -1       | 0       | -1      | 0        | BLT 20    | End of Half  |
| 7  | 15:00     | 12:17     | 2:43      | Kickoff           | BLT 20      | 7      | 41       | 0       | 41      | 2        | NE 39     | Downs        |
| 8  | 11:48     | 10:25     | 1:23      | Punt              | BLT 19      | 4      | 20       | 0       | 20      | 1        | BLT 39    | Interception |
| 9  | 7:15      | 2:56      | 4:19      | Kickoff           | BLT 28      | 10     | 78       | -10     | 68      | 2        | * NE 4    | Downs        |
| 10 | 0:58      | 14:19     | 1:39      | Punt              | NE 38       | 6      | 19       | 0       | 19      | 1        | * NE 19   | Missed FG    |
| 11 | 12:09     | 9:21      | 2:48      | Punt              | BLT 10      | 9      | 62       | 28      | 90      | 5        | * NE 1    | Touchdown    |
| 12 | 7:56      | 6:37      | 1:19      | Punt              | BLT 31      | 6      | 17       | 0       | 17      | 1        | BLT 48    | Downs        |
| 13 | 2:05      | 1:59      | 0:06      | Kickoff           | BLT 20      | 1      | -20      | 0       | -20     | 0        | BLT 20    | Fumble       |
| 14 | 1:59      | 0:40      | 1:19      | Kickoff           | BLT 20      | 6      | 41       | 0       | 41      | 2        | NE 39     | Interception |
| 15 | 0:40      | 0:00      | 0:40      | Kickoff           | BLT 20      | 1      | 9        | 0       | 9       | 0        | BLT 20    | End of Game  |

(328) Average BLT 22

\* inside opponent's 20

| Time of Possession by Quarter   |                      | 1st                 | 2nd  | 3rd                | 4th  | OT | Total |
|---------------------------------|----------------------|---------------------|------|--------------------|------|----|-------|
| Visitor                         | New England Patriots | 10:11               | 8:03 | 5:37               | 8:07 |    | 31:58 |
| Home                            | Baltimore Ravens     | 4:49                | 6:57 | 9:23               | 6:53 |    | 28:02 |
| Kickoff Drive No.-Start Average |                      | Patriots: 2 - NE 21 |      | Ravens: 8 - BLT 21 |      |    |       |

# Ball Possession And Drive Chart

## Baltimore Ravens

| #  | Time Recd | Time Lost | Time Poss | How Ball Obtained | Drive Began | # Play | Yds Gain | Yds Pen | Net Yds | 1st Down | Last Scrm | How Given Up |
|----|-----------|-----------|-----------|-------------------|-------------|--------|----------|---------|---------|----------|-----------|--------------|
| 1  | 10:57     | 8:45      | 2:12      | Kickoff           | BLT 16      | 3      | 9        | 0       | 9       | 0        | BLT 25    | Punt         |
| 2  | 4:14      | 12:49     | 6:25      | Punt              | BLT 8       | 15     | 76       | 5       | 81      | 5        | * DET 11  | Field Goal   |
| 3  | 9:40      | 8:08      | 1:32      | Punt              | BLT 46      | 3      | 0        | 0       | 0       | 0        | BLT 46    | Punt         |
| 4  | 6:21      | 2:32      | 3:49      | Punt              | BLT 18      | 8      | 37       | 39      | 76      | 4        | * DET 6   | Field Goal   |
| 5  | 1:20      | 0:00      | 1:20      | Punt              | BLT 15      | 7      | 56       | 15      | 71      | 4        | * DET 14  | Field Goal   |
| 6  | 15:00     | 13:21     | 1:39      | Kickoff           | BLT 20      | 3      | 6        | 0       | 6       | 0        | BLT 26    | Punt         |
| 7  | 10:40     | 8:00      | 2:40      | Interception      | BLT 27      | 7      | 47       | -5      | 42      | 2        | DET 31    | Field Goal   |
| 8  | 1:49      | 13:02     | 3:47      | Kickoff           | BLT 20      | 5      | 23       | 5       | 28      | 1        | BLT 48    | Punt         |
| 9  | 10:57     | 9:55      | 1:02      | Punt              | BLT 20      | 3      | 4        | 0       | 4       | 0        | BLT 24    | Punt         |
| 10 | 9:02      | 8:06      | 0:56      | Interception      | DET 34      | 4      | -1       | 0       | -1      | 0        | DET 35    | Field Goal   |
| 11 | 2:21      | 0:38      | 1:43      | Kickoff           | BLT 33      | 7      | 29       | -5      | 24      | 1        | DET 43    | Field Goal   |
| 12 | 0:30      | 0:00      | 0:30      | Interception      | DET 43      | 1      | 19       | 0       | 19      | 1        | DET 43    | End of Game  |

(346) Average BLT 29

## Detroit Lions

| #  | Time Recd | Time Lost | Time Poss | How Ball Obtained | Drive Began | # Play | Yds Gain | Yds Pen | Net Yds | 1st Down | Last Scrm | How Given Up |
|----|-----------|-----------|-----------|-------------------|-------------|--------|----------|---------|---------|----------|-----------|--------------|
| 1  | 15:00     | 10:57     | 4:03      | Kickoff           | DET 22      | 8      | 63       | 15      | 78      | 4        | * BLT 14  | Touchdown    |
| 2  | 8:45      | 4:14      | 4:31      | Punt              | DET 14      | 7      | 34       | 5       | 39      | 3        | BLT 47    | Punt         |
| 3  | 12:49     | 9:40      | 3:09      | Kickoff           | DET 20      | 5      | 11       | 5       | 16      | 1        | DET 36    | Punt         |
| 4  | 8:08      | 6:21      | 1:47      | Punt              | DET 28      | 3      | 11       | -5      | 6       | 0        | DET 34    | Punt         |
| 5  | 2:32      | 1:20      | 1:12      | Kickoff           | DET 29      | 5      | 12       | 0       | 12      | 1        | DET 41    | Punt         |
| 6  | 13:21     | 10:40     | 2:41      | Punt              | DET 37      | 5      | 32       | 0       | 32      | 1        | BLT 31    | Interception |
| 7  | 8:00      | 1:49      | 6:11      | Kickoff           | DET 20      | 11     | 58       | 0       | 58      | 3        | BLT 22    | Field Goal   |
| 8  | 13:02     | 10:57     | 2:05      | Punt              | DET 13      | 5      | 30       | 0       | 30      | 1        | DET 43    | Punt         |
| 9  | 9:55      | 9:02      | 0:53      | Punt              | DET 25      | 3      | 8        | 0       | 8       | 0        | DET 33    | Interception |
| 10 | 8:06      | 2:21      | 5:45      | Kickoff           | DET 20      | 11     | 90       | -10     | 80      | 5        | * BLT 14  | Touchdown    |
| 11 | 0:38      | 0:30      | 0:08      | Kickoff           | DET 20      | 1      | 0        | 0       | 0       | 0        | DET 20    | Interception |

(248) Average DET 23

\* inside opponent's 20

| Time of Possession by Quarter   |                  | 1st                | 2nd  | 3rd               | 4th  | OT | Total |
|---------------------------------|------------------|--------------------|------|-------------------|------|----|-------|
| Visitor                         | Baltimore Ravens | 6:26               | 8:52 | 6:08              | 6:09 |    | 27:35 |
| Home                            | Detroit Lions    | 8:34               | 6:08 | 8:52              | 8:51 |    | 32:25 |
| Kickoff Drive No.-Start Average |                  | Ravens: 4 - BLT 22 |      | Lions: 6 - DET 22 |      |    |       |



# Ball Possession And Drive Chart

## Minnesota Vikings

| #  | Time Recd | Time Lost | Time Poss | How Ball Obtained | Drive Began | # Play | Yds Gain | Yds Pen | Net Yds | 1st Down | Last Scrm | How Given Up |
|----|-----------|-----------|-----------|-------------------|-------------|--------|----------|---------|---------|----------|-----------|--------------|
| 1  | 11:08     | 9:35      | 1:33      | Interception      | MIN 18      | 3      | 3        | 0       | 3       | 0        | MIN 21    | Punt         |
| 2  | 8:41      | 6:29      | 2:12      | Punt              | MIN 6       | 4      | 26       | -10     | 16      | 1        | MIN 20    | Fumble       |
| 3  | 4:14      | 1:31      | 2:43      | Kickoff           | MIN 20      | 6      | 31       | 0       | 31      | 1        | BLT 49    | Punt         |
| 4  | 15:00     | 13:26     | 1:34      | Punt              | MIN 19      | 4      | 11       | 0       | 11      | 1        | MIN 30    | Punt         |
| 5  | 12:21     | 10:59     | 1:22      | Punt              | MIN 20      | 3      | 9        | 0       | 9       | 0        | MIN 29    | Punt         |
| 6  | 10:10     | 4:28      | 5:42      | Punt              | MIN 34      | 11     | 60       | -15     | 45      | 3        | BLT 21    | Field Goal   |
| 7  | 2:45      | 1:09      | 1:36      | Punt              | MIN 33      | 4      | 24       | 0       | 24      | 1        | BLT 43    | Punt         |
| 8  | 15:00     | 12:02     | 2:58      | Kickoff           | MIN 40      | 8      | 38       | 0       | 38      | 2        | BLT 22    | Field Goal   |
| 9  | 10:05     | 8:43      | 1:22      | Punt              | MIN 20      | 3      | 2        | 0       | 2       | 0        | MIN 22    | Punt         |
| 10 | 4:34      | 2:58      | 1:36      | Downs             | MIN 36      | 3      | 7        | 0       | 7       | 0        | MIN 43    | Punt         |
| 11 | 1:02      | 14:22     | 1:40      | Interception      | BLT 33      | 5      | 23       | 10      | 33      | 3        | * BLT 8   | Touchdown    |
| 12 | 10:36     | 9:41      | 0:55      | Downs             | MIN 21      | 3      | 4        | 0       | 4       | 0        | MIN 25    | Punt         |
| 13 | 7:54      | 6:32      | 1:22      | Interception      | MIN 10      | 3      | 7        | 0       | 7       | 0        | MIN 17    | Punt         |
| 14 | 2:05      | 1:27      | 0:38      | Kickoff           | MIN 32      | 2      | 68       | 0       | 68      | 2        | BLT 41    | Touchdown    |
| 15 | 1:16      | 0:45      | 0:31      | Kickoff           | MIN 21      | 3      | 79       | 0       | 79      | 1        | MIN 21    | Touchdown    |
| 16 | 0:04      | 0:00      | 0:04      | Kickoff           |             | 0      | 0        | 0       | 0       | 0        |           | End of Game  |

(397) Average MIN 26

## Baltimore Ravens

| #  | Time Recd | Time Lost | Time Poss | How Ball Obtained | Drive Began | # Play | Yds Gain | Yds Pen | Net Yds | 1st Down | Last Scrm | How Given Up |
|----|-----------|-----------|-----------|-------------------|-------------|--------|----------|---------|---------|----------|-----------|--------------|
| 1  | 15:00     | 11:08     | 3:52      | Kickoff           | BLT 22      | 8      | 44       | 0       | 44      | 3        | MIN 34    | Interception |
| 2  | 9:35      | 8:41      | 0:54      | Punt              | BLT 40      | 3      | 2        | 0       | 2       | 0        | BLT 42    | Punt         |
| 3  | 6:29      | 4:14      | 2:15      | Fumble            | MIN 25      | 4      | 25       | 0       | 25      | 2        | * MIN 1   | Touchdown    |
| 4  | 1:31      | 0:00      | 1:31      | Punt              | BLT 7       | 3      | 0        | 5       | 5       | 0        | BLT 12    | Punt         |
| 5  | 13:26     | 12:21     | 1:05      | Punt              | MIN 48      | 3      | -4       | 0       | -4      | 0        | BLT 48    | Punt         |
| 6  | 10:59     | 10:10     | 0:49      | Punt              | BLT 27      | 3      | 0        | 0       | 0       | 0        | BLT 27    | Punt         |
| 7  | 4:28      | 2:45      | 1:43      | Kickoff           | BLT 26      | 3      | 0        | 5       | 5       | 0        | BLT 31    | Punt         |
| 8  | 1:09      | 0:00      | 1:09      | Punt              | BLT 20      | 9      | 36       | -10     | 26      | 3        | MIN 40    | End of Half  |
| 9  | 12:02     | 10:05     | 1:57      | Kickoff           | BLT 25      | 3      | 9        | 0       | 9       | 0        | BLT 34    | Punt         |
| 10 | 8:43      | 4:34      | 4:09      | Punt              | BLT 29      | 9      | 35       | 0       | 35      | 2        | MIN 36    | Downs        |
| 11 | 2:58      | 1:02      | 1:56      | Punt              | BLT 20      | 4      | 16       | 0       | 16      | 1        | BLT 36    | Interception |
| 12 | 14:22     | 10:36     | 3:46      | Kickoff           | BLT 40      | 7      | 39       | 0       | 39      | 2        | MIN 21    | Downs        |
| 13 | 9:41      | 7:54      | 1:47      | Punt              | BLT 31      | 6      | 24       | 0       | 24      | 2        | MIN 45    | Interception |
| 14 | 6:32      | 2:05      | 4:27      | Punt              | BLT 36      | 9      | 37       | 27      | 64      | 4        | * MIN 1   | Touchdown    |
| 15 | 1:27      | 1:16      | 0:11      | Kickoff           |             | 0      | 0        | 0       | 0       | 0        |           | Touchdown    |
| 16 | 0:45      | 0:04      | 0:41      | Kickoff           | BLT 20      | 5      | 62       | 18      | 80      | 4        | * MIN 9   | Touchdown    |

(470) Average BLT 31

\* inside opponent's 20

| Time of Possession by Quarter   |                   | 1st                 | 2nd   | 3rd                | 4th   | OT | Total |
|---------------------------------|-------------------|---------------------|-------|--------------------|-------|----|-------|
| Visitor                         | Minnesota Vikings | 6:28                | 10:14 | 6:58               | 4:08  |    | 27:48 |
| Home                            | Baltimore Ravens  | 8:32                | 4:46  | 8:02               | 10:52 |    | 32:12 |
| Kickoff Drive No.-Start Average |                   | Vikings: 4 - MIN 28 |       | Ravens: 5 - BLT 27 |       |    |       |

## Ball Possession And Drive Chart

### Pittsburgh Steelers

| # | Time Recd | Time Lost | Time Poss | How Ball Obtained | Drive Began | # Play | Yds Gain | Yds Pen | Net Yds | 1st Down | Last Scrm | How Given Up |
|---|-----------|-----------|-----------|-------------------|-------------|--------|----------|---------|---------|----------|-----------|--------------|
| 1 | 15:00     | 12:24     | 2:36      | Kickoff           | PIT 20      | 3      | 6        | 0       | 6       | 0        | PIT 26    | Punt         |
| 2 | 9:18      | 3:00      | 6:18      | Kickoff           | PIT 21      | 11     | 37       | 5       | 42      | 3        | BLT 37    | Punt         |
| 3 | 13:32     | 7:19      | 6:13      | Punt              | PIT 15      | 12     | 46       | -5      | 41      | 4        | BLT 32    | Downs        |
| 4 | 3:01      | 1:50      | 1:11      | Kickoff           | PIT 28      | 3      | 9        | 0       | 9       | 0        | PIT 37    | Punt         |
| 5 | 9:21      | 6:26      | 2:55      | Kickoff           | PIT 20      | 7      | 80       | 0       | 80      | 3        | * BLT 8   | Touchdown    |
| 6 | 3:49      | 1:59      | 1:50      | Kickoff           | PIT 21      | 3      | 7        | 0       | 7       | 0        | PIT 28    | Punt         |
| 7 | 13:59     | 9:32      | 4:27      | Kickoff           | PIT 40      | 10     | 50       | 10      | 60      | 6        | * BLT 1   | Touchdown    |
| 8 | 5:37      | 1:03      | 4:34      | Kickoff           | PIT 21      | 13     | 94       | -15     | 79      | 6        | * BLT 1   | Touchdown    |

(186) Average PIT 23

### Baltimore Ravens

| # | Time Recd | Time Lost | Time Poss | How Ball Obtained | Drive Began | # Play | Yds Gain | Yds Pen | Net Yds | 1st Down | Last Scrm | How Given Up |
|---|-----------|-----------|-----------|-------------------|-------------|--------|----------|---------|---------|----------|-----------|--------------|
| 1 | 12:24     | 9:18      | 3:06      | Punt              | BLT 29      | 8      | 71       | 0       | 71      | 3        | * PIT 7   | Touchdown    |
| 2 | 3:00      | 13:32     | 4:28      | Punt              | BLT 11      | 10     | 48       | 0       | 48      | 3        | PIT 41    | Punt         |
| 3 | 7:19      | 3:01      | 4:18      | Downs             | BLT 44      | 9      | 10       | 21      | 31      | 2        | * PIT 25  | Field Goal   |
| 4 | 1:50      | 0:00      | 1:50      | Punt              | BLT 15      | 5      | 22       | -5      | 17      | 1        | BLT 28    | End of Half  |
| 5 | 15:00     | 9:21      | 5:39      | Kickoff           | BLT 32      | 13     | 57       | -5      | 52      | 4        | * PIT 16  | Field Goal   |
| 6 | 6:26      | 3:49      | 2:37      | Kickoff           | PIT 27      | 5      | 22       | -15     | 7       | 1        | * PIT 20  | Field Goal   |
| 7 | 1:59      | 13:59     | 3:00      | Punt              | BLT 36      | 7      | 42       | -5      | 37      | 1        | PIT 27    | Field Goal   |
| 8 | 9:32      | 5:37      | 3:55      | Kickoff           | BLT 34      | 7      | 41       | -5      | 36      | 1        | PIT 30    | Field Goal   |
| 9 | 1:03      | 0:00      | 1:03      | Kickoff           | PIT 36      | 3      | -2       | 0       | -2      | 0        | PIT 37    | End of Game  |

(338) Average BLT 38

\* inside opponent's 20

| Time of Possession by Quarter   |                     | 1st                  | 2nd  | 3rd                | 4th  | OT | Total |
|---------------------------------|---------------------|----------------------|------|--------------------|------|----|-------|
| Visitor                         | Pittsburgh Steelers | 8:54                 | 7:24 | 4:45               | 9:01 |    | 30:04 |
| Home                            | Baltimore Ravens    | 6:06                 | 7:36 | 10:15              | 5:59 |    | 29:56 |
| Kickoff Drive No.-Start Average |                     | Steelers: 7 - PIT 24 |      | Ravens: 3 - BLT 46 |      |    |       |

## Ball Possession And Drive Chart

### New York Jets

| #  | Time Recd | Time Lost | Time Poss | How Ball Obtained | Drive Began | # Play | Yds Gain | Yds Pen | Net Yds | 1st Down | Last Scrm | How Given Up |
|----|-----------|-----------|-----------|-------------------|-------------|--------|----------|---------|---------|----------|-----------|--------------|
| 1  | 15:00     | 12:42     | 2:18      | Kickoff           | NYJ 24      | 3      | 9        | 0       | 9       | 0        | NYJ 33    | Punt         |
| 2  | 10:45     | 6:52      | 3:53      | Punt              | NYJ 37      | 9      | 55       | 0       | 55      | 3        | * BLT 8   | Field Goal   |
| 3  | 1:59      | 14:45     | 2:14      | Kickoff           | NYJ 19      | 3      | 6        | 0       | 6       | 0        | NYJ 25    | Punt         |
| 4  | 10:15     | 9:14      | 1:01      | Kickoff           | NYJ 29      | 3      | -6       | -5      | -11     | 0        | NYJ 26    | Fumble       |
| 5  | 8:38      | 6:32      | 2:06      | Interception      | NYJ 29      | 3      | -1       | 0       | -1      | 0        | NYJ 28    | Punt         |
| 6  | 1:56      | 0:39      | 1:17      | Kickoff           | NYJ 36      | 3      | 3        | -5      | -2      | 0        | NYJ 34    | Punt         |
| 7  | 12:55     | 11:17     | 1:38      | Punt              | NYJ 2       | 3      | 4        | 0       | 4       | 0        | NYJ 6     | Punt         |
| 8  | 10:01     | 7:32      | 2:29      | Kickoff           | NYJ 19      | 4      | 16       | 0       | 16      | 1        | NYJ 35    | Punt         |
| 9  | 5:34      | 1:33      | 4:01      | Punt              | NYJ 20      | 9      | 49       | -11     | 38      | 3        | BLT 42    | Interception |
| 10 | 0:05      | 14:09     | 0:56      | Kickoff           | NYJ 20      | 3      | -6       | 0       | -6      | 0        | NYJ 14    | Punt         |
| 11 | 11:21     | 10:54     | 0:27      | Punt              | NYJ 16      | 3      | 0        | 0       | 0       | 0        | NYJ 16    | Punt         |
| 12 | 6:48      | 4:15      | 2:33      | Punt              | NYJ 10      | 6      | 62       | 0       | 62      | 3        | BLT 28    | Interception |
| 13 | 1:02      | 0:00      | 1:02      | Punt              | NYJ 37      | 4      | 21       | 0       | 21      | 2        | BLT 34    | End of Game  |

(298) Average NYJ 23

### Baltimore Ravens

| #  | Time Recd | Time Lost | Time Poss | How Ball Obtained | Drive Began | # Play | Yds Gain | Yds Pen | Net Yds | 1st Down | Last Scrm | How Given Up |
|----|-----------|-----------|-----------|-------------------|-------------|--------|----------|---------|---------|----------|-----------|--------------|
| 1  | 12:42     | 10:45     | 1:57      | Punt              | BLT 16      | 4      | 13       | -11     | 2       | 1        | BLT 18    | Punt         |
| 2  | 6:52      | 1:59      | 4:53      | Kickoff           | BLT 25      | 11     | 63       | 0       | 63      | 4        | * NYJ 12  | Field Goal   |
| 3  | 14:45     | 10:15     | 4:30      | Punt              | BLT 8       | 10     | 84       | 0       | 84      | 3        | * NYJ 8   | Field Goal   |
| 4  | 9:14      | 8:38      | 0:36      | Fumble            | NYJ 18      | 2      | 1        | 0       | 1       | 0        | * NYJ 17  | Interception |
| 5  | 6:32      | 1:56      | 4:36      | Punt              | BLT 40      | 9      | 50       | -5      | 45      | 2        | * NYJ 15  | Field Goal   |
| 6  | 0:39      | 0:00      | 0:39      | Punt              | BLT 16      | 1      | 1        | 0       | 1       | 0        | BLT 16    | End of Half  |
| 7  | 15:00     | 12:55     | 2:05      | Kickoff           | BLT 25      | 3      | 9        | 0       | 9       | 0        | BLT 34    | Punt         |
| 8  | 11:17     | 10:01     | 1:16      | Punt              | NYJ 33      | 4      | -2       | 0       | -2      | 0        | NYJ 35    | Field Goal   |
| 9  | 7:32      | 5:34      | 1:58      | Punt              | NYJ 31      | 3      | -9       | 0       | -9      | 0        | NYJ 40    | Punt         |
| 10 | 1:33      | 0:05      | 1:28      | Interception      | BLT 12      | 3      | 83       | 5       | 88      | 2        | BLT 34    | Touchdown    |
| 11 | 14:09     | 11:21     | 2:48      | Punt              | NYJ 49      | 5      | -13      | 15      | 2       | 1        | NYJ 47    | Punt         |
| 12 | 10:54     | 6:48      | 4:06      | Punt              | BLT 39      | 6      | 19       | -5      | 14      | 1        | NYJ 47    | Punt         |
| 13 | 4:15      | 1:02      | 3:13      | Interception      | BLT 20      | 5      | 13       | 0       | 13      | 1        | BLT 33    | Punt         |

(470) Average BLT 36

\* inside opponent's 20

| Time of Possession by Quarter   |                  | 1st              | 2nd   | 3rd                | 4th   | OT | Total |
|---------------------------------|------------------|------------------|-------|--------------------|-------|----|-------|
| Visitor                         | New York Jets    | 8:10             | 4:39  | 8:13               | 4:53  |    | 25:55 |
| Home                            | Baltimore Ravens | 6:50             | 10:21 | 6:47               | 10:07 |    | 34:05 |
| Kickoff Drive No.-Start Average |                  | Jets: 6 - NYJ 24 |       | Ravens: 2 - BLT 25 |       |    |       |

## Ball Possession And Drive Chart

### Baltimore Ravens

| #  | Time Recd | Time Lost | Time Poss | How Ball Obtained | Drive Began | # Play | Yds Gain | Yds Pen | Net Yds | 1st Down | Last Scrm | How Given Up |
|----|-----------|-----------|-----------|-------------------|-------------|--------|----------|---------|---------|----------|-----------|--------------|
| 1  | 12:14     | 9:58      | 2:16      | Punt              | BLT 34      | 6      | 57       | 9       | 66      | 3        | * CHI 1   | Touchdown    |
| 2  | 8:44      | 4:51      | 3:53      | Punt              | BLT 28      | 8      | 31       | 7       | 38      | 2        | CHI 34    | Field Goal   |
| 3  | 3:54      | 13:23     | 5:31      | Punt              | BLT 20      | 11     | 36       | -5      | 31      | 3        | CHI 49    | Punt         |
| 4  | 8:50      | 8:38      | 0:12      | Kickoff           | BLT 28      | 1      | 0        | 0       | 0       | 0        | BLT 28    | Interception |
| 5  | 8:38      | 4:08      | 4:30      | Kickoff           | BLT 20      | 9      | 65       | 15      | 80      | 6        | * CHI 5   | Touchdown    |
| 6  | 1:45      | 1:00      | 0:45      | Punt              | BLT 28      | 3      | -1       | -5      | -6      | 0        | BLT 22    | Interception |
| 7  | 15:00     | 7:37      | 7:23      | Kickoff           | BLT 29      | 13     | 27       | 5       | 32      | 3        | CHI 32    | Downs        |
| 8  | 3:49      | 1:32      | 2:17      | Punt              | BLT 13      | 3      | 9        | 0       | 9       | 0        | BLT 22    | Punt         |
| 9  | 10:33     | 9:05      | 1:28      | Kickoff           | BLT 10      | 3      | 9        | 0       | 9       | 0        | BLT 19    | Punt         |
| 10 | 4:48      | 0:03      | 4:45      | Punt              | BLT 16      | 15     | 66       | 15      | 81      | 5        | * CHI 3   | Field Goal   |
| 11 | 15:00     | 12:19     | 2:41      | Kickoff           | BLT 36      | 5      | 18       | 0       | 18      | 1        | CHI 46    | Punt         |

(262) Average BLT 24

### Chicago Bears

| #  | Time Recd | Time Lost | Time Poss | How Ball Obtained | Drive Began | # Play | Yds Gain | Yds Pen | Net Yds | 1st Down | Last Scrm | How Given Up |
|----|-----------|-----------|-----------|-------------------|-------------|--------|----------|---------|---------|----------|-----------|--------------|
| 1  | 15:00     | 12:14     | 2:46      | Kickoff           | CHI 20      | 5      | 15       | 0       | 15      | 1        | CHI 35    | Punt         |
| 2  | 9:58      | 8:44      | 1:14      | Kickoff           | CHI 20      | 3      | 4        | 0       | 4       | 0        | CHI 24    | Punt         |
| 3  | 4:51      | 3:54      | 0:57      | Kickoff           | CHI 33      | 3      | 4        | 0       | 4       | 0        | CHI 37    | Punt         |
| 4  | 13:23     | 8:50      | 4:33      | Punt              | CHI 10      | 12     | 72       | 16      | 88      | 6        | * BLT 2   | Field Goal   |
| 5  | 4:08      | 1:45      | 2:23      | Kickoff           | CHI 26      | 3      | 15       | -15     | 0       | 0        | CHI 26    | Punt         |
| 6  | 1:00      | 0:00      | 1:00      | Interception      | 50          | 5      | 32       | -10     | 22      | 2        | * BLT 28  | Field Goal   |
| 7  | 7:37      | 3:49      | 3:48      | Downs             | CHI 39      | 6      | 19       | 0       | 19      | 1        | BLT 42    | Punt         |
| 8  | 1:32      | 10:33     | 5:59      | Punt              | CHI 17      | 11     | 88       | -5      | 83      | 5        | * BLT 14  | Touchdown    |
| 9  | 9:05      | 4:48      | 4:17      | Punt              | CHI 30      | 6      | 11       | 15      | 26      | 1        | BLT 44    | Punt         |
| 10 | 0:03      | 0:00      | 0:03      | Kickoff           | CHI 19      | 1      | -1       | 0       | -1      | 0        | CHI 19    | End of Half  |
| 11 | 12:19     | 8:41      | 3:38      | Punt              | CHI 20      | 7      | 60       | 0       | 60      | 2        | * BLT 20  | Field Goal   |

(284) Average CHI 26

\* inside opponent's 20

| Time of Possession by Quarter   |                  | 1st                | 2nd  | 3rd  | 4th               | OT   | Total |
|---------------------------------|------------------|--------------------|------|------|-------------------|------|-------|
| Visitor                         | Baltimore Ravens | 10:03              | 7:04 | 9:40 | 6:13              | 2:41 | 35:41 |
| Home                            | Chicago Bears    | 4:57               | 7:56 | 5:20 | 8:47              | 3:38 | 30:38 |
| Kickoff Drive No.-Start Average |                  | Ravens: 5 - BLT 25 |      |      | Bears: 5 - CHI 24 |      |       |



## Ball Possession And Drive Chart

## Cincinnati Bengals

| #  | Time Recd | Time Lost | Time Poss | How Ball Obtained | Drive Began | # Play | Yds Gain | Yds Pen | Net Yds | 1st Down | Last Scrm | How Given Up |
|----|-----------|-----------|-----------|-------------------|-------------|--------|----------|---------|---------|----------|-----------|--------------|
| 1  | 13:43     | 11:08     | 2:35      | Punt              | CIN 31      | 6      | 22       | 0       | 22      | 1        | BLT 47    | Downs        |
| 2  | 9:42      | 6:34      | 3:08      | Kickoff           | CIN 20      | 7      | 17       | 10      | 27      | 2        | CIN 47    | Punt         |
| 3  | 4:39      | 13:58     | 5:41      | Kickoff           | CIN 20      | 13     | 56       | 0       | 56      | 4        | BLT 24    | Missed FG    |
| 4  | 11:19     | 10:14     | 1:05      | Interception      | CIN 35      | 3      | -3       | 0       | -3      | 0        | CIN 32    | Punt         |
| 5  | 8:56      | 7:19      | 1:37      | Punt              | CIN 35      | 3      | 0        | 0       | 0       | 0        | CIN 35    | Interception |
| 6  | 6:30      | 5:01      | 1:29      | Kickoff           | CIN 20      | 3      | 4        | 0       | 4       | 0        | CIN 24    | Punt         |
| 7  | 2:41      | 1:48      | 0:53      | Punt              | CIN 7       | 3      | 7        | 0       | 7       | 0        | CIN 14    | Punt         |
| 8  | 0:19      | 0:00      | 0:19      | Punt              | CIN 13      | 1      | -1       | 0       | -1      | 0        | CIN 13    | End of Half  |
| 9  | 15:00     | 10:37     | 4:23      | Kickoff           | CIN 25      | 11     | 61       | 0       | 61      | 3        | * BLT 14  | Field Goal   |
| 10 | 7:32      | 7:25      | 0:07      | Punt              | CIN 42      | 1      | 0        | 0       | 0       | 0        | CIN 42    | Interception |
| 11 | 5:23      | 2:59      | 2:24      | Punt              | CIN 16      | 5      | 43       | 0       | 43      | 1        | BLT 41    | Punt         |
| 12 | 0:54      | 14:18     | 1:36      | Punt              | CIN 22      | 3      | -12      | 0       | -12     | 0        | CIN 10    | Punt         |
| 13 | 12:30     | 8:22      | 4:08      | Interception      | CIN 29      | 8      | 61       | 10      | 71      | 4        | * BLT 18  | Touchdown    |
| 14 | 4:01      | 1:55      | 2:06      | Fumble            | CIN 50      | 5      | 13       | 0       | 13      | 1        | BLT 37    | Interception |
| 15 | 1:28      | 0:00      | 1:28      | Punt              | CIN 40      | 7      | 60       | 0       | 60      | 2        | CIN 49    | Touchdown    |
| 16 | 15:00     | 10:01     | 4:59      | Kickoff           | CIN 20      | 10     | 36       | 0       | 36      | 3        | BLT 33    | Downs        |

(425) Average CIN 27

## Baltimore Ravens

| #  | Time Recd | Time Lost | Time Poss | How Ball Obtained | Drive Began | # Play | Yds Gain | Yds Pen | Net Yds | 1st Down | Last Scrm | How Given Up |
|----|-----------|-----------|-----------|-------------------|-------------|--------|----------|---------|---------|----------|-----------|--------------|
| 1  | 15:00     | 13:43     | 1:17      | Kickoff           | BLT 23      | 3      | 6        | 0       | 6       | 0        | BLT 29    | Punt         |
| 2  | 11:08     | 9:42      | 1:26      | Downs             | BLT 47      | 3      | 5        | 48      | 53      | 2        | * CIN 1   | Touchdown    |
| 3  | 6:34      | 4:39      | 1:55      | Punt              | BLT 25      | 7      | 43       | 15      | 58      | 3        | * CIN 17  | Field Goal   |
| 4  | 13:58     | 11:19     | 2:39      | Missed FG         | BLT 32      | 6      | 21       | 14      | 35      | 2        | CIN 33    | Interception |
| 5  | 10:14     | 8:56      | 1:18      | Punt              | BLT 28      | 3      | 0        | 0       | 0       | 0        | BLT 28    | Punt         |
| 6  | 7:19      | 6:30      | 0:49      | Interception      | CIN 11      | 2      | 11       | 0       | 11      | 1        | * CIN 7   | Touchdown    |
| 7  | 5:01      | 2:41      | 2:20      | Punt              | BLT 34      | 7      | 8        | 5       | 13      | 2        | BLT 47    | Punt         |
| 8  | 1:48      | 0:19      | 1:29      | Punt              | CIN 48      | 3      | 0        | 0       | 0       | 0        | CIN 48    | Punt         |
| 9  | 10:37     | 7:32      | 3:05      | Kickoff           | BLT 20      | 6      | 5        | 0       | 5       | 1        | BLT 25    | Punt         |
| 10 | 7:25      | 5:23      | 2:02      | Interception      | BLT 49      | 3      | 6        | -5      | 1       | 0        | BLT 50    | Punt         |
| 11 | 2:59      | 0:54      | 2:05      | Punt              | BLT 25      | 5      | 14       | -5      | 9       | 1        | BLT 34    | Punt         |
| 12 | 14:18     | 12:30     | 1:48      | Punt              | BLT 44      | 4      | 7        | 0       | 7       | 1        | CIN 49    | Interception |
| 13 | 8:22      | 4:01      | 4:21      | Kickoff           | BLT 24      | 10     | 26       | 0       | 26      | 3        | CIN 42    | Fumble       |
| 14 | 1:55      | 1:28      | 0:27      | Interception      | BLT 21      | 3      | 9        | 0       | 9       | 0        | BLT 30    | Punt         |
| 15 | 10:01     | 5:27      | 4:34      | Downs             | BLT 44      | 8      | 28       | 0       | 28      | 2        | CIN 28    | Field Goal   |

(557) Average BLT 37

\* inside opponent's 20

| Time of Possession by Quarter |                    | 1st   | 2nd  | 3rd  | 4th  | OT   | Total |
|-------------------------------|--------------------|-------|------|------|------|------|-------|
| Visitor                       | Cincinnati Bengals | 10:22 | 6:25 | 7:48 | 8:24 | 4:59 | 37:58 |
| Home                          | Baltimore Ravens   | 4:38  | 8:35 | 7:12 | 6:36 | 4:34 | 31:35 |

Kickoff Drive No.-Start Average

Bengals: 5 - CIN 21

Ravens: 3 - BLT 22

## Ball Possession And Drive Chart

### Baltimore Ravens

| #  | Time Recd | Time Lost | Time Poss | How Ball Obtained | Drive Began | # Play | Yds Gain | Yds Pen | Net Yds | 1st Down | Last Scrm | How Given Up |
|----|-----------|-----------|-----------|-------------------|-------------|--------|----------|---------|---------|----------|-----------|--------------|
| 1  | 12:58     | 12:05     | 0:53      | Punt              | BLT 47      | 3      | 5        | 0       | 5       | 0        | CLV 48    | Punt         |
| 2  | 8:24      | 3:38      | 4:46      | Kickoff           | BLT 20      | 11     | 42       | 5       | 47      | 3        | CLV 33    | Field Goal   |
| 3  | 0:05      | 14:03     | 1:02      | Punt              | BLT 10      | 3      | -2       | 0       | -2      | 0        | BLT 8     | Punt         |
| 4  | 10:08     | 8:27      | 1:41      | Kickoff           | BLT 20      | 3      | -2       | 0       | -2      | 0        | BLT 18    | Punt         |
| 5  | 7:54      | 6:37      | 1:17      | Fumble            | CLV 38      | 3      | 0        | -10     | -10     | 0        | CLV 48    | Punt         |
| 6  | 5:08      | 3:06      | 2:02      | Punt              | BLT 25      | 5      | 15       | 0       | 15      | 1        | BLT 40    | Interception |
| 7  | 1:01      | 0:09      | 0:52      | Punt              | BLT 33      | 5      | 67       | 0       | 67      | 2        | * CLV 19  | Touchdown    |
| 8  | 15:00     | 8:43      | 6:17      | Kickoff           | BLT 20      | 13     | 45       | -10     | 35      | 4        | CLV 45    | Punt         |
| 9  | 5:11      | 1:48      | 3:23      | Kickoff           | BLT 27      | 6      | 23       | 0       | 23      | 1        | 50        | Punt         |
| 10 | 14:47     | 12:09     | 2:38      | Punt              | CLV 32      | 5      | 32       | 0       | 32      | 3        | * CLV 7   | Touchdown    |
| 11 | 10:49     | 6:44      | 4:05      | Punt              | BLT 20      | 9      | 21       | 5       | 26      | 2        | BLT 46    | Punt         |
| 12 | 0:14      | 0:00      | 0:14      | Kickoff           | BLT 20      | 2      | 32       | 0       | 32      | 2        | BLT 34    | End of Game  |

(372) Average BLT 31

### Cleveland Browns

| #  | Time Recd | Time Lost | Time Poss | How Ball Obtained | Drive Began | # Play | Yds Gain | Yds Pen | Net Yds | 1st Down | Last Scrm | How Given Up |
|----|-----------|-----------|-----------|-------------------|-------------|--------|----------|---------|---------|----------|-----------|--------------|
| 1  | 15:00     | 12:58     | 2:02      | Kickoff           | CLV 20      | 3      | 3        | 0       | 3       | 0        | CLV 23    | Punt         |
| 2  | 12:05     | 8:24      | 3:41      | Punt              | CLV 20      | 8      | 69       | 11      | 80      | 4        | * BLT 1   | Touchdown    |
| 3  | 3:38      | 0:05      | 3:33      | Kickoff           | CLV 20      | 7      | 14       | 0       | 14      | 2        | CLV 34    | Punt         |
| 4  | 14:03     | 10:08     | 3:55      | Punt              | CLV 47      | 9      | 68       | -15     | 53      | 4        | BLT 20    | Touchdown    |
| 5  | 8:27      | 7:54      | 0:33      | Punt              | CLV 39      | 2      | -1       | 0       | -1      | 0        | CLV 41    | Fumble       |
| 6  | 6:37      | 5:08      | 1:29      | Punt              | CLV 12      | 3      | 9        | 0       | 9       | 0        | CLV 21    | Punt         |
| 7  | 3:06      | 1:01      | 2:05      | Interception      | CLV 23      | 4      | -2       | 0       | -2      | 1        | CLV 21    | Punt         |
| 8  | 0:09      | 0:00      | 0:09      | Kickoff           | CLV 43      | 2      | 10       | -5      | 5       | 0        | CLV 48    | End of Half  |
| 9  | 8:43      | 5:50      | 2:53      | Punt              | CLV 20      | 5      | 24       | 5       | 29      | 1        | CLV 49    | Punt         |
| 10 | 5:50      | 5:11      | 0:39      | Muffed Punt       | BLT 11      | 2      | 6        | 5       | 11      | 1        | * BLT 4   | Touchdown    |
| 11 | 1:48      | 14:47     | 2:01      | Punt              | CLV 8       | 3      | 7        | 0       | 7       | 0        | CLV 15    | Punt         |
| 12 | 12:09     | 10:49     | 1:20      | Kickoff           | CLV 20      | 6      | 46       | 0       | 46      | 1        | BLT 34    | Punt         |
| 13 | 6:44      | 0:14      | 6:30      | Punt              | CLV 29      | 15     | 62       | 5       | 67      | 5        | * BLT 4   | Field Goal   |

(390) Average CLV 30

\* inside opponent's 20

| Time of Possession by Quarter |                  | 1st  | 2nd  | 3rd  | 4th  | OT | Total |
|-------------------------------|------------------|------|------|------|------|----|-------|
| Visitor                       | Baltimore Ravens | 5:44 | 6:49 | 9:40 | 6:57 |    | 29:10 |
| Home                          | Cleveland Browns | 9:16 | 8:11 | 5:20 | 8:03 |    | 30:50 |

Kickoff Drive No.-Start Average Ravens: 5 - BLT 21 Browns: 4 - CLV 26

**Baltimore Ravens vs Pittsburgh Steelers**  
**10/20/2013 at Heinz Field**

# Ball Possession And Drive Chart

**Baltimore Ravens**

| # | Time Recd | Time Lost | Time Poss | How Ball Obtained | Drive Began | # Play | Yds Gain | Yds Pen | Net Yds | 1st Down | Last Scrm | How Given Up |
|---|-----------|-----------|-----------|-------------------|-------------|--------|----------|---------|---------|----------|-----------|--------------|
| 1 | 12:25     | 11:29     | 0:56      | Punt              | BLT 34      | 3      | 1        | 0       | 1       | 0        | BLT 35    | Punt         |
| 2 | 5:24      | 0:05      | 5:19      | Kickoff           | BLT 24      | 10     | 49       | 0       | 49      | 2        | PIT 27    | Field Goal   |
| 3 | 9:59      | 4:40      | 5:19      | Kickoff           | BLT 14      | 10     | 42       | -5      | 37      | 4        | PIT 49    | Punt         |
| 4 | 0:39      | 0:08      | 0:31      | Fumble            | PIT 38      | 5      | 18       | 0       | 18      | 1        | PIT 20    | Field Goal   |
| 5 | 15:00     | 10:59     | 4:01      | Kickoff           | BLT 29      | 8      | 28       | 0       | 28      | 3        | PIT 43    | Punt         |
| 6 | 2:56      | 13:04     | 4:52      | Kickoff           | BLT 20      | 12     | 66       | 0       | 66      | 3        | * PIT 14  | Field Goal   |
| 7 | 9:59      | 1:58      | 8:01      | Kickoff           | BLT 27      | 16     | 83       | -10     | 73      | 6        | * PIT 1   | Touchdown    |

(210) Average BLT 30

**Pittsburgh Steelers**

| # | Time Recd | Time Lost | Time Poss | How Ball Obtained | Drive Began | # Play | Yds Gain | Yds Pen | Net Yds | 1st Down | Last Scrm | How Given Up |
|---|-----------|-----------|-----------|-------------------|-------------|--------|----------|---------|---------|----------|-----------|--------------|
| 1 | 15:00     | 12:25     | 2:35      | Kickoff           | PIT 20      | 4      | 27       | -5      | 22      | 1        | PIT 42    | Punt         |
| 2 | 11:29     | 5:24      | 6:05      | Punt              | PIT 40      | 10     | 60       | 0       | 60      | 4        | * BLT 3   | Touchdown    |
| 3 | 0:05      | 9:59      | 5:06      | Kickoff           | PIT 40      | 9      | 39       | 5       | 44      | 2        | * BLT 16  | Field Goal   |
| 4 | 4:40      | 0:39      | 4:01      | Punt              | PIT 9       | 9      | 51       | -15     | 36      | 2        | PIT 31    | Fumble       |
| 5 | 0:08      | 0:00      | 0:08      | Kickoff           | PIT 35      | 1      | -1       | 0       | -1      | 0        | PIT 35    | End of Half  |
| 6 | 10:59     | 2:56      | 8:03      | Punt              | PIT 20      | 13     | 58       | 12      | 70      | 4        | * BLT 10  | Field Goal   |
| 7 | 13:04     | 9:59      | 3:05      | Kickoff           | BLT 38      | 6      | 18       | 0       | 18      | 1        | BLT 20    | Field Goal   |
| 8 | 1:58      | 0:00      | 1:58      | Kickoff           | PIT 37      | 7      | 34       | 5       | 39      | 3        | BLT 24    | Field Goal   |

(263) Average PIT 33

\* inside opponent's 20

**Time of Possession by Quarter**

|                                 | 1st  | 2nd  | 3rd  | 4th  | OT | Total |
|---------------------------------|------|------|------|------|----|-------|
| <b>Visitor</b> Baltimore Ravens | 6:15 | 5:50 | 6:57 | 9:57 |    | 28:59 |
| <b>Home</b> Pittsburgh Steelers | 8:45 | 9:10 | 8:03 | 5:03 |    | 31:01 |

**Kickoff Drive No.-Start Average**

Ravens: 5 - BLT 23                      Steelers: 4 - PIT 33

## Ball Possession And Drive Chart

### Green Bay Packers

| #  | Time Recd | Time Lost | Time Poss | How Ball Obtained | Drive Began | # Play | Yds Gain | Yds Pen | Net Yds | 1st Down | Last Scrm | How Given Up |
|----|-----------|-----------|-----------|-------------------|-------------|--------|----------|---------|---------|----------|-----------|--------------|
| 1  | 15:00     | 13:11     | 1:49      | Kickoff           | GB 20       | 6      | 53       | 0       | 53      | 2        | BLT 27    | Field Goal   |
| 2  | 11:07     | 8:17      | 2:50      | Punt              | GB 34       | 5      | 11       | 0       | 11      | 1        | GB 45     | Punt         |
| 3  | 5:14      | 3:26      | 1:48      | Punt              | GB 20       | 5      | 20       | 0       | 20      | 1        | GB 40     | Punt         |
| 4  | 1:52      | 14:45     | 2:07      | Punt              | GB 30       | 3      | 6        | 0       | 6       | 0        | GB 36     | Punt         |
| 5  | 12:57     | 10:02     | 2:55      | Punt              | GB 6        | 6      | 16       | 0       | 16      | 1        | GB 22     | Punt         |
| 6  | 5:16      | 4:22      | 0:54      | Downs             | GB 1        | 3      | 0        | 0       | 0       | 0        | GB 1      | Punt         |
| 7  | 3:10      | 1:42      | 1:28      | Punt              | GB 12       | 3      | 7        | -6      | 1       | 0        | GB 13     | Punt         |
| 8  | 1:17      | 0:20      | 0:57      | Punt              | GB 49       | 5      | 50       | -25     | 25      | 1        | * BLT 26  | Missed FG    |
| 9  | 0:02      | 0:00      | 0:02      | Fumble            | BLT 13      | 1      | 0        | 0       | 0       | 0        | * BLT 13  | Field Goal   |
| 10 | 12:54     | 11:27     | 1:27      | Punt              | BLT 34      | 3      | 6        | 0       | 6       | 0        | BLT 28    | Interception |
| 11 | 9:10      | 6:06      | 3:04      | Punt              | GB 30       | 6      | 48       | -10     | 38      | 1        | BLT 32    | Field Goal   |
| 12 | 4:34      | 2:12      | 2:22      | Kickoff           | GB 20       | 4      | 80       | 0       | 80      | 2        | GB 36     | Touchdown    |
| 13 | 11:52     | 4:17      | 7:35      | Kickoff           | GB 16       | 12     | 72       | 0       | 72      | 4        | * BLT 12  | Field Goal   |
| 14 | 2:04      | 0:00      | 2:04      | Kickoff           | GB 20       | 8      | 69       | 0       | 69      | 2        | * BLT 10  | End of Game  |

(411) Average GB 29

### Baltimore Ravens

| #  | Time Recd | Time Lost | Time Poss | How Ball Obtained | Drive Began | # Play | Yds Gain | Yds Pen | Net Yds | 1st Down | Last Scrm | How Given Up |
|----|-----------|-----------|-----------|-------------------|-------------|--------|----------|---------|---------|----------|-----------|--------------|
| 1  | 13:11     | 11:07     | 2:04      | Kickoff           | BLT 32      | 3      | -10      | 0       | -10     | 0        | BLT 22    | Punt         |
| 2  | 8:17      | 5:14      | 3:03      | Punt              | BLT 20      | 7      | 43       | 0       | 43      | 2        | GB 37     | Punt         |
| 3  | 3:26      | 1:52      | 1:34      | Punt              | BLT 20      | 3      | 3        | 0       | 3       | 0        | BLT 23    | Punt         |
| 4  | 14:45     | 12:57     | 1:48      | Punt              | BLT 41      | 3      | 22       | -15     | 7       | 0        | BLT 48    | Punt         |
| 5  | 10:02     | 9:13      | 0:49      | Punt              | BLT 33      | 3      | -3       | 0       | -3      | 0        | BLT 30    | Punt         |
| 6  | 9:13      | 5:16      | 3:57      | Muffed Punt       | BLT 41      | 8      | 54       | 4       | 58      | 2        | * GB 1    | Downs        |
| 7  | 4:22      | 3:10      | 1:12      | Punt              | BLT 47      | 3      | 4        | 0       | 4       | 0        | GB 49     | Punt         |
| 8  | 1:42      | 1:17      | 0:25      | Punt              | BLT 31      | 3      | 10       | -5      | 5       | 0        | BLT 36    | Punt         |
| 9  | 0:20      | 0:02      | 0:18      | Missed FG         | BLT 34      | 2      | -1       | 0       | -1      | 0        | BLT 34    | Fumble       |
| 10 | 15:00     | 12:54     | 2:06      | Kickoff           | BLT 16      | 3      | -7       | 0       | -7      | 0        | BLT 9     | Punt         |
| 11 | 11:27     | 9:10      | 2:17      | Interception      | BLT 20      | 3      | 15       | -10     | 5       | 0        | BLT 25    | Punt         |
| 12 | 6:06      | 4:34      | 1:32      | Kickoff           | BLT 35      | 5      | 60       | 0       | 60      | 1        | * GB 5    | Field Goal   |
| 13 | 2:12      | 11:52     | 5:20      | Kickoff           | BLT 20      | 10     | 70       | 10      | 80      | 7        | * GB 11   | Touchdown    |
| 14 | 4:17      | 2:04      | 2:13      | Kickoff           | BLT 10      | 6      | 100      | -10     | 90      | 3        | * GB 18   | Touchdown    |

(400) Average BLT 29

\* inside opponent's 20

| Time of Possession by Quarter |                   | 1st  | 2nd  | 3rd  | 4th  | OT | Total |
|-------------------------------|-------------------|------|------|------|------|----|-------|
| Visitor                       | Green Bay Packers | 8:19 | 6:31 | 6:53 | 9:39 |    | 31:22 |
| Home                          | Baltimore Ravens  | 6:41 | 8:29 | 8:07 | 5:21 |    | 28:38 |

Kickoff Drive No.-Start Average      Packers: 4 - GB 19      Ravens: 5 - BLT 23



## Ball Possession And Drive Chart

### Baltimore Ravens

| #  | Time Recd | Time Lost | Time Poss | How Ball Obtained | Drive Began | # Play | Yds Gain | Yds Pen | Net Yds | 1st Down | Last Scrm | How Given Up |
|----|-----------|-----------|-----------|-------------------|-------------|--------|----------|---------|---------|----------|-----------|--------------|
| 1  | 12:53     | 10:24     | 2:29      | Punt              | BLT 27      | 7      | 49       | 0       | 49      | 1        | MIA 24    | Field Goal   |
| 2  | 9:17      | 7:11      | 2:06      | Punt              | BLT 35      | 3      | 9        | 0       | 9       | 0        | BLT 44    | Punt         |
| 3  | 5:15      | 3:45      | 1:30      | Punt              | BLT 15      | 4      | 13       | 0       | 13      | 1        | BLT 25    | Fumble       |
| 4  | 2:16      | 0:37      | 1:39      | Kickoff           | BLT 42      | 3      | 7        | 0       | 7       | 0        | BLT 49    | Punt         |
| 5  | 14:15     | 11:52     | 2:23      | Punt              | BLT 27      | 6      | 52       | -10     | 42      | 1        | MIA 31    | Field Goal   |
| 6  | 8:07      | 6:02      | 2:05      | Kickoff           | BLT 20      | 3      | 0        | 0       | 0       | 0        | BLT 20    | Punt         |
| 7  | 4:05      | 1:55      | 2:10      | Punt              | BLT 16      | 5      | 18       | 0       | 18      | 1        | BLT 34    | Punt         |
| 8  | 0:46      | 0:00      | 0:46      | Kickoff           | BLT 19      | 2      | -2       | 0       | -2      | 0        | BLT 28    | End of Half  |
| 9  | 15:00     | 12:07     | 2:53      | Kickoff           | BLT 20      | 6      | 25       | 55      | 80      | 4        | * MIA 2   | Touchdown    |
| 10 | 9:52      | 4:18      | 5:34      | Punt              | BLT 20      | 11     | 73       | 0       | 73      | 3        | * MIA 7   | Field Goal   |
| 11 | 2:36      | 12:06     | 5:30      | Punt              | BLT 6       | 11     | 89       | 5       | 94      | 6        | * MIA 3   | Touchdown    |
| 12 | 9:38      | 8:03      | 1:35      | Kickoff           | BLT 21      | 4      | -3       | -9      | -12     | 0        | BLT 9     | Interception |
| 13 | 8:03      | 5:25      | 2:38      | Kickoff           | BLT 40      | 5      | 21       | 0       | 21      | 1        | MIA 39    | Punt         |
| 14 | 4:07      | 1:42      | 2:25      | Punt              | BLT 40      | 7      | 34       | 0       | 34      | 2        | MIA 26    | Field Goal   |
| 15 | 0:33      | 0:00      | 0:33      | Missed FG         | BLT 47      | 1      | -1       | 0       | -1      | 0        | BLT 47    | End of Game  |

(395) Average BLT 26

### Miami Dolphins

| #  | Time Recd | Time Lost | Time Poss | How Ball Obtained | Drive Began | # Play | Yds Gain | Yds Pen | Net Yds | 1st Down | Last Scrm | How Given Up |
|----|-----------|-----------|-----------|-------------------|-------------|--------|----------|---------|---------|----------|-----------|--------------|
| 1  | 15:00     | 12:53     | 2:07      | Kickoff           | MIA 20      | 3      | 9        | 0       | 9       | 0        | MIA 29    | Punt         |
| 2  | 10:24     | 9:17      | 1:07      | Kickoff           | MIA 20      | 3      | -9       | 0       | -9      | 0        | MIA 11    | Punt         |
| 3  | 7:11      | 5:15      | 1:56      | Punt              | MIA 30      | 3      | 2        | 0       | 2       | 0        | MIA 32    | Punt         |
| 4  | 3:45      | 2:16      | 1:29      | Fumble            | BLT 29      | 4      | 5        | 5       | 10      | 1        | * BLT 19  | Field Goal   |
| 5  | 0:37      | 14:15     | 1:22      | Punt              | MIA 13      | 3      | 8        | 0       | 8       | 0        | MIA 21    | Punt         |
| 6  | 11:52     | 8:07      | 3:45      | Kickoff           | MIA 20      | 8      | 74       | 0       | 74      | 2        | * BLT 6   | Field Goal   |
| 7  | 6:02      | 4:05      | 1:57      | Punt              | MIA 38      | 3      | -2       | 0       | -2      | 0        | MIA 36    | Punt         |
| 8  | 1:55      | 0:46      | 1:09      | Punt              | MIA 40      | 7      | 65       | -5      | 60      | 3        | * BLT 9   | Touchdown    |
| 9  | 12:07     | 9:52      | 2:15      | Kickoff           | MIA 18      | 5      | 16       | 0       | 16      | 1        | MIA 34    | Punt         |
| 10 | 4:18      | 2:36      | 1:42      | Kickoff           | MIA 28      | 4      | 27       | 0       | 27      | 1        | BLT 45    | Punt         |
| 11 | 12:06     | 9:38      | 2:28      | Kickoff           | MIA 20      | 7      | 50       | 0       | 50      | 1        | BLT 30    | Field Goal   |
| 12 | 5:25      | 4:07      | 1:18      | Punt              | MIA 26      | 3      | -10      | 0       | -10     | 0        | MIA 16    | Punt         |
| 13 | 1:42      | 0:33      | 1:09      | Kickoff           | MIA 20      | 8      | 41       | 0       | 41      | 1        | BLT 39    | Missed FG    |

(364) Average MIA 28

\* inside opponent's 20

| Time of Possession by Quarter |                  | 1st  | 2nd  | 3rd   | 4th   | OT | Total |
|-------------------------------|------------------|------|------|-------|-------|----|-------|
| Visitor                       | Baltimore Ravens | 7:44 | 7:24 | 11:03 | 10:05 |    | 36:16 |
| Home                          | Miami Dolphins   | 7:16 | 7:36 | 3:57  | 4:55  |    | 23:44 |

Kickoff Drive No.-Start Average Ravens: 6 - BLT 27 Dolphins: 7 - MIA 21

## Ball Possession And Drive Chart

### Baltimore Ravens

| #  | Time Recd | Time Lost | Time Poss | How Ball Obtained | Drive Began | # Play | Yds Gain | Yds Pen | Net Yds | 1st Down | Last Scrm | How Given Up |
|----|-----------|-----------|-----------|-------------------|-------------|--------|----------|---------|---------|----------|-----------|--------------|
| 1  | 15:00     | 10:54     | 4:06      | Kickoff           | BLT 17      | 6      | 29       | -18     | 11      | 1        | BLT 28    | Punt         |
| 2  | 6:11      | 5:29      | 0:42      | Kickoff           | BLT 20      | 3      | 3        | 0       | 3       | 0        | BLT 23    | Interception |
| 3  | 3:03      | 0:58      | 2:05      | Kickoff           | BLT 20      | 3      | 6        | 0       | 6       | 0        | BLT 26    | Punt         |
| 4  | 14:49     | 13:55     | 0:54      | Fumble            | BUF 27      | 3      | 27       | 0       | 27      | 2        | * BUF 10  | Touchdown    |
| 5  | 11:27     | 10:39     | 0:48      | Punt              | BLT 18      | 3      | 8        | 0       | 8       | 0        | BLT 26    | Punt         |
| 6  | 8:40      | 8:05      | 0:35      | Kickoff           | BLT 30      | 1      | 0        | -10     | -10     | 0        | BLT 20    | Interception |
| 7  | 6:52      | 5:58      | 0:54      | Kickoff           | BLT 20      | 3      | 1        | 0       | 1       | 0        | BLT 21    | Punt         |
| 8  | 4:33      | 3:04      | 1:29      | Punt              | BLT 11      | 3      | -8       | 0       | -8      | 0        | BLT 3     | Punt         |
| 9  | 1:10      | 0:00      | 1:10      | Punt              | BLT 15      | 5      | 55       | 0       | 55      | 2        | BLT 46    | End of Half  |
| 10 | 13:04     | 11:59     | 1:05      | Punt              | BLT 45      | 3      | 4        | -5      | -1      | 0        | BLT 44    | Punt         |
| 11 | 11:16     | 10:22     | 0:54      | Interception      | BUF 18      | 3      | -6       | 5       | -1      | 0        | * BUF 19  | Interception |
| 12 | 8:48      | 7:17      | 1:31      | Punt              | BLT 20      | 4      | 65       | 15      | 80      | 4        | BUF 26    | Touchdown    |
| 13 | 5:55      | 4:53      | 1:02      | Punt              | BLT 33      | 4      | 21       | 0       | 21      | 1        | BUF 46    | Interception |
| 14 | 1:56      | 0:00      | 1:56      | Kickoff           | BLT 25      | 5      | 13       | 5       | 18      | 1        | BLT 43    | Punt         |
| 15 | 8:33      | 7:12      | 1:21      | Interception      | BLT 9       | 5      | 74       | 0       | 74      | 1        | * BUF 17  | Field Goal   |
| 16 | 5:43      | 4:04      | 1:39      | Punt              | BLT 44      | 5      | 38       | 12      | 50      | 2        | * BUF 6   | Field Goal   |
| 17 | 2:20      | 0:57      | 1:23      | Punt              | BLT 37      | 6      | 15       | 0       | 15      | 1        | BUF 48    | Interception |

(519) Average BLT 31

### Buffalo Bills

| #  | Time Recd | Time Lost | Time Poss | How Ball Obtained | Drive Began | # Play | Yds Gain | Yds Pen | Net Yds | 1st Down | Last Scrm | How Given Up |
|----|-----------|-----------|-----------|-------------------|-------------|--------|----------|---------|---------|----------|-----------|--------------|
| 1  | 10:54     | 6:11      | 4:43      | Punt              | BUF 27      | 11     | 64       | 0       | 64      | 3        | * BLT 9   | Field Goal   |
| 2  | 5:29      | 3:03      | 2:26      | Interception      | BLT 25      | 5      | 10       | 6       | 16      | 1        | * BLT 9   | Field Goal   |
| 3  | 0:58      | 14:49     | 1:09      | Punt              | BUF 30      | 3      | 12       | -15     | -3      | 1        | BUF 45    | Fumble       |
| 4  | 13:55     | 11:27     | 2:28      | Kickoff           | BUF 20      | 4      | 23       | 0       | 23      | 1        | BUF 43    | Punt         |
| 5  | 10:39     | 8:40      | 1:59      | Punt              | BUF 30      | 5      | 70       | 0       | 70      | 3        | BLT 42    | Touchdown    |
| 6  | 8:05      | 6:52      | 1:13      | Interception      | BLT 28      | 4      | 28       | 0       | 28      | 2        | * BLT 16  | Touchdown    |
| 7  | 5:58      | 4:33      | 1:25      | Punt              | BUF 39      | 3      | 6        | -5      | 1       | 0        | BUF 40    | Punt         |
| 8  | 3:04      | 1:10      | 1:54      | Punt              | BLT 37      | 3      | 9        | -10     | -1      | 0        | BLT 38    | Punt         |
| 9  | 15:00     | 13:04     | 1:56      | Kickoff           | BUF 20      | 3      | 1        | -5      | -4      | 0        | BUF 16    | Punt         |
| 10 | 11:59     | 11:16     | 0:43      | Punt              | BUF 12      | 3      | 2        | 0       | 2       | 0        | BUF 14    | Interception |
| 11 | 10:22     | 8:48      | 1:34      | Interception      | BUF 20      | 4      | 33       | 0       | 33      | 1        | BLT 47    | Punt         |
| 12 | 7:17      | 5:55      | 1:22      | Kickoff           | BUF 20      | 3      | 8        | -10     | -2      | 0        | BUF 18    | Punt         |
| 13 | 4:53      | 1:56      | 2:57      | Interception      | BLT 48      | 9      | 44       | 0       | 44      | 3        | * BLT 4   | Field Goal   |
| 14 | 15:00     | 8:33      | 6:27      | Punt              | BUF 11      | 11     | 46       | -12     | 34      | 3        | BUF 45    | Interception |
| 15 | 7:12      | 5:43      | 1:29      | Kickoff           | BUF 20      | 3      | 7        | 0       | 7       | 0        | BUF 27    | Punt         |
| 16 | 4:04      | 2:20      | 1:44      | Kickoff           | BUF 20      | 3      | 3        | 0       | 3       | 0        | BUF 23    | Punt         |
| 17 | 0:57      | 0:00      | 0:57      | Interception      | BUF 36      | 5      | -16      | 15      | -1      | 1        | BUF 37    | End of Game  |

(567) Average BUF 33

\* inside opponent's 20

| Time of Possession by Quarter |                  | 1st  | 2nd  | 3rd  | 4th   | OT | Total |
|-------------------------------|------------------|------|------|------|-------|----|-------|
| Visitor                       | Baltimore Ravens | 6:53 | 5:50 | 6:28 | 4:23  |    | 23:34 |
| Home                          | Buffalo Bills    | 8:07 | 9:10 | 8:32 | 10:37 |    | 36:26 |

## Ball Possession And Drive Chart

### Houston Texans

| #  | Time Recd | Time Lost | Time Poss | How Ball Obtained | Drive Began | # Play | Yds Gain | Yds Pen | Net Yds | 1st Down | Last Scrm | How Given Up |
|----|-----------|-----------|-----------|-------------------|-------------|--------|----------|---------|---------|----------|-----------|--------------|
| 1  | 15:00     | 7:06      | 7:54      | Kickoff           | HST 22      | 16     | 64       | 5       | 69      | 6        | * BLT 9   | Field Goal   |
| 2  | 5:47      | 3:57      | 1:50      | Punt              | HST 40      | 3      | 6        | -5      | 1       | 0        | HST 41    | Punt         |
| 3  | 2:31      | 14:56     | 2:35      | Punt              | BLT 29      | 5      | 13       | 5       | 18      | 1        | * BLT 11  | Field Goal   |
| 4  | 10:54     | 9:03      | 1:51      | Punt              | HST 28      | 3      | 6        | -10     | -4      | 0        | HST 24    | Punt         |
| 5  | 4:11      | 2:39      | 1:32      | Kickoff           | HST 20      | 3      | 15       | 0       | 15      | 1        | HST 35    | Interception |
| 6  | 2:39      | 0:45      | 1:54      | Kickoff           | HST 22      | 4      | 2        | 0       | 2       | 1        | HST 24    | Punt         |
| 7  | 0:45      | 0:00      | 0:45      | Kickoff           | HST 20      | 5      | 51       | 0       | 51      | 2        | BLT 29    | Field Goal   |
| 8  | 11:05     | 7:48      | 3:17      | Kickoff           | HST 20      | 6      | 29       | 0       | 29      | 2        | HST 49    | Punt         |
| 9  | 4:04      | 0:24      | 3:40      | Punt              | HST 20      | 8      | 39       | 0       | 39      | 3        | BLT 41    | Punt         |
| 10 | 9:09      | 4:59      | 4:10      | Kickoff           | HST 20      | 9      | 35       | -5      | 30      | 2        | HST 50    | Downs        |
| 11 | 1:08      | 0:00      | 1:08      | Kickoff           | HST 20      | 2      | 4        | 0       | 4       | 0        | HST 21    | End of Game  |

(303) Average HST 28

### Baltimore Ravens

| # | Time Recd | Time Lost | Time Poss | How Ball Obtained | Drive Began | # Play | Yds Gain | Yds Pen | Net Yds | 1st Down | Last Scrm | How Given Up |
|---|-----------|-----------|-----------|-------------------|-------------|--------|----------|---------|---------|----------|-----------|--------------|
| 1 | 7:06      | 5:47      | 1:19      | Kickoff           | BLT 7       | 3      | 7        | 0       | 7       | 0        | BLT 14    | Punt         |
| 2 | 3:57      | 2:31      | 1:26      | Punt              | BLT 1       | 3      | 3        | 0       | 3       | 0        | BLT 4     | Punt         |
| 3 | 14:56     | 10:54     | 4:02      | Kickoff           | BLT 24      | 6      | 14       | -15     | -1      | 1        | BLT 23    | Punt         |
| 4 | 9:03      | 4:11      | 4:52      | Punt              | BLT 28      | 11     | 41       | 21      | 62      | 3        | * HST 10  | Field Goal   |
| 5 | 15:00     | 11:05     | 3:55      | Kickoff           | BLT 20      | 9      | 73       | 7       | 80      | 4        | * HST 1   | Touchdown    |
| 6 | 7:48      | 4:04      | 3:44      | Punt              | BLT 6       | 6      | 13       | 20      | 33      | 2        | BLT 39    | Punt         |
| 7 | 0:24      | 9:09      | 6:15      | Punt              | BLT 4       | 13     | 59       | 10      | 69      | 4        | HST 27    | Field Goal   |
| 8 | 4:59      | 1:08      | 3:51      | Downs             | HST 50      | 9      | 26       | 0       | 26      | 2        | HST 24    | Field Goal   |

(140) Average BLT 18

\* inside opponent's 20

| Time of Possession by Quarter |                  | 1st   | 2nd  | 3rd  | 4th  | OT | Total |
|-------------------------------|------------------|-------|------|------|------|----|-------|
| Visitor                       | Houston Texans   | 12:15 | 6:06 | 6:57 | 5:18 |    | 30:36 |
| Home                          | Baltimore Ravens | 2:45  | 8:54 | 8:03 | 9:42 |    | 29:24 |

Kickoff Drive No.-Start Average

Texans: 7 - HST 21

Ravens: 3 - BLT 17

## Ball Possession And Drive Chart

### Cleveland Browns

| #  | Time Recd | Time Lost | Time Poss | How Ball Obtained | Drive Began | # Play | Yds Gain | Yds Pen | Net Yds | 1st Down | Last Scrm | How Given Up |
|----|-----------|-----------|-----------|-------------------|-------------|--------|----------|---------|---------|----------|-----------|--------------|
| 1  | 11:07     | 8:40      | 2:27      | Missed FG         | CLV 40      | 5      | 57       | 0       | 57      | 1        | * BLT 3   | Field Goal   |
| 2  | 6:19      | 3:07      | 3:12      | Punt              | CLV 33      | 5      | 19       | -5      | 14      | 1        | CLV 47    | Punt         |
| 3  | 1:39      | 13:20     | 3:19      | Punt              | CLV 4       | 6      | 25       | 0       | 25      | 1        | CLV 29    | Punt         |
| 4  | 11:41     | 5:20      | 6:21      | Punt              | CLV 7       | 10     | 43       | 0       | 43      | 3        | BLT 50    | Punt         |
| 5  | 3:19      | 1:10      | 2:09      | Punt              | CLV 32      | 3      | -3       | 0       | -3      | 0        | CLV 29    | Punt         |
| 6  | 0:31      | 0:02      | 0:29      | Missed FG         | CLV 34      | 5      | 33       | 0       | 33      | 2        | BLT 33    | Field Goal   |
| 7  | 15:00     | 11:03     | 3:57      | Kickoff           | CLV 18      | 8      | 29       | 0       | 29      | 2        | CLV 47    | Punt         |
| 8  | 5:13      | 2:16      | 2:57      | Kickoff           | CLV 21      | 6      | 17       | -5      | 12      | 1        | CLV 33    | Punt         |
| 9  | 1:01      | 14:44     | 1:17      | Fumble            | BLT 45      | 4      | 9        | 0       | 9       | 0        | BLT 39    | Downs        |
| 10 | 13:18     | 12:17     | 1:01      | Punt              | CLV 33      | 3      | -10      | 0       | -10     | 0        | CLV 23    | Punt         |
| 11 | 8:57      | 7:14      | 1:43      | Kickoff           | CLV 20      | 5      | 34       | -5      | 29      | 1        | CLV 49    | Punt         |
| 12 | 3:34      | 3:01      | 0:33      | Punt              | CLV 1       | 4      | 6        | 21      | 27      | 1        | CLV 22    | Downs        |

(298) Average CLV 25

### Baltimore Ravens

| #  | Time Recd | Time Lost | Time Poss | How Ball Obtained | Drive Began | # Play | Yds Gain | Yds Pen | Net Yds | 1st Down | Last Scrm | How Given Up |
|----|-----------|-----------|-----------|-------------------|-------------|--------|----------|---------|---------|----------|-----------|--------------|
| 1  | 15:00     | 11:07     | 3:53      | Kickoff           | BLT 20      | 12     | 33       | 15      | 48      | 4        | CLV 32    | Missed FG    |
| 2  | 8:40      | 6:19      | 2:21      | Kickoff           | BLT 20      | 5      | 17       | 0       | 17      | 1        | BLT 37    | Punt         |
| 3  | 3:07      | 1:39      | 1:28      | Punt              | BLT 14      | 4      | 23       | 0       | 23      | 1        | BLT 37    | Punt         |
| 4  | 13:20     | 11:41     | 1:39      | Punt              | BLT 44      | 3      | 4        | 0       | 4       | 0        | BLT 48    | Punt         |
| 5  | 5:20      | 3:19      | 2:01      | Punt              | BLT 21      | 3      | 7        | 0       | 7       | 0        | BLT 28    | Punt         |
| 6  | 1:10      | 0:31      | 0:39      | Punt              | BLT 35      | 6      | 39       | 0       | 39      | 1        | CLV 26    | Missed FG    |
| 7  | 0:02      | 0:00      | 0:02      | Kickoff           | BLT 20      | 1      | -1       | 0       | -1      | 0        | BLT 20    | End of Half  |
| 8  | 11:03     | 5:13      | 5:50      | Punt              | BLT 20      | 12     | 80       | 0       | 80      | 5        | * CLV 5   | Touchdown    |
| 9  | 2:16      | 1:01      | 1:15      | Punt              | BLT 28      | 3      | 15       | 0       | 15      | 1        | BLT 42    | Fumble       |
| 10 | 14:44     | 13:18     | 1:26      | Downs             | BLT 36      | 3      | -1       | -10     | -11     | 0        | BLT 25    | Punt         |
| 11 | 12:17     | 8:57      | 3:20      | Punt              | CLV 42      | 8      | 42       | 0       | 42      | 3        | * CLV 5   | Touchdown    |
| 12 | 7:14      | 3:34      | 3:40      | Punt              | BLT 20      | 8      | 30       | 0       | 30      | 2        | BLT 50    | Punt         |
| 13 | 3:01      | 0:00      | 3:01      | Downs             | CLV 28      | 5      | 8        | 0       | 8       | 1        | * CLV 19  | End of Game  |

(408) Average BLT 31

\* inside opponent's 20

| Time of Possession by Quarter |                  | 1st  | 2nd   | 3rd  | 4th   | OT | Total |
|-------------------------------|------------------|------|-------|------|-------|----|-------|
| Visitor                       | Cleveland Browns | 7:18 | 10:39 | 7:55 | 3:33  |    | 29:25 |
| Home                          | Baltimore Ravens | 7:42 | 4:21  | 7:05 | 11:27 |    | 30:35 |

Kickoff Drive No.-Start Average Browns: 3 - CLV 20 Ravens: 3 - BLT 20

## Ball Possession And Drive Chart

### Baltimore Ravens

| #  | Time Recd | Time Lost | Time Poss | How Ball Obtained | Drive Began | # Play | Yds Gain | Yds Pen | Net Yds | 1st Down | Last Scrm | How Given Up        |
|----|-----------|-----------|-----------|-------------------|-------------|--------|----------|---------|---------|----------|-----------|---------------------|
| 1  | 15:00     | 13:10     | 1:50      | Kickoff           | BLT 20      | 3      | 8        | 0       | 8       | 0        | BLT 28    | Punt                |
| 2  | 11:09     | 7:11      | 3:58      | Punt              | BLT 20      | 10     | 80       | 0       | 80      | 5        | * DEN 2   | Touchdown           |
| 3  | 3:39      | 14:45     | 3:54      | Punt              | BLT 10      | 8      | 26       | -5      | 21      | 2        | BLT 31    | Punt                |
| 4  | 12:57     | 11:40     | 1:17      | Punt              | BLT 15      | 3      | 1        | 0       | 1       | 0        | BLT 16    | Interception        |
| 5  | 11:35     | 8:08      | 3:27      | Kickoff           | BLT 20      | 7      | 40       | 0       | 40      | 2        | DEN 40    | Punt                |
| 6  | 8:08      | 8:03      | 0:05      | Muffed Punt       | DEN 1       | 1      | 1        | 0       | 1       | 1        | * DEN 1   | Touchdown           |
| 7  | 5:34      | 4:07      | 1:27      | Kickoff           | BLT 20      | 3      | -4       | 0       | -4      | 0        | BLT 16    | Punt                |
| 8  | 3:19      | 0:07      | 3:12      | Punt              | BLT 16      | 13     | 77       | 0       | 77      | 5        | * DEN 7   | Field Goal          |
| 9  | 12:30     | 11:08     | 1:22      | Kickoff           | BLT 20      | 3      | -6       | 0       | -6      | 0        | BLT 14    | Blocked Punt, Downs |
| 10 | 10:28     | 9:06      | 1:22      | Kickoff           | BLT 20      | 3      | 3        | 0       | 3       | 0        | BLT 23    | Punt                |
| 11 | 6:37      | 4:55      | 1:42      | Kickoff           | BLT 20      | 3      | 9        | 0       | 9       | 0        | BLT 29    | Punt                |
| 12 | 3:09      | 1:40      | 1:29      | Punt              | BLT 9       | 6      | 12       | -10     | 2       | 1        | BLT 11    | Punt                |
| 13 | 0:55      | 14:46     | 1:09      | Punt              | BLT 12      | 4      | 14       | 0       | 14      | 1        | BLT 26    | Punt                |
| 14 | 13:13     | 12:06     | 1:07      | Kickoff           | BLT 20      | 4      | 9        | 0       | 9       | 0        | BLT 29    | Interception        |
| 15 | 12:06     | 10:28     | 1:38      | Fumble            | BLT 20      | 5      | 65       | 15      | 80      | 4        | * DEN 13  | Touchdown           |
| 16 | 8:07      | 5:29      | 2:38      | Punt              | BLT 31      | 8      | 57       | 0       | 57      | 2        | * DEN 12  | Field Goal          |
| 17 | 4:30      | 2:19      | 2:11      | Kickoff           | BLT 20      | 5      | 1        | 6       | 7       | 1        | BLT 27    | Punt                |

(392) Average BLT 23

### Denver Broncos

| #  | Time Recd | Time Lost | Time Poss | How Ball Obtained | Drive Began | # Play | Yds Gain | Yds Pen | Net Yds | 1st Down | Last Scrm | How Given Up |
|----|-----------|-----------|-----------|-------------------|-------------|--------|----------|---------|---------|----------|-----------|--------------|
| 1  | 13:10     | 11:09     | 2:01      | Punt              | DEN 23      | 6      | 18       | 0       | 18      | 1        | DEN 41    | Punt         |
| 2  | 7:11      | 3:39      | 3:32      | Kickoff           | DEN 20      | 7      | 41       | 0       | 41      | 2        | BLT 39    | Punt         |
| 3  | 14:45     | 12:57     | 1:48      | Punt              | DEN 29      | 5      | 8        | 5       | 13      | 1        | DEN 42    | Punt         |
| 4  | 11:40     | 11:35     | 0:05      | Interception      | BLT 24      | 1      | 24       | 0       | 24      | 1        | BLT 24    | Touchdown    |
| 5  | 8:03      | 5:34      | 2:29      | Kickoff           | DEN 20      | 6      | 90       | -10     | 80      | 4        | BLT 23    | Touchdown    |
| 6  | 4:07      | 3:19      | 0:48      | Punt              | BLT 49      | 3      | -6       | -5      | -11     | 0        | DEN 40    | Punt         |
| 7  | 0:07      | 0:00      | 0:07      | Kickoff           | DEN 20      | 1      | -1       | 0       | -1      | 0        | DEN 20    | End of Half  |
| 8  | 15:00     | 12:30     | 2:30      | Kickoff           | DEN 20      | 6      | 80       | 0       | 80      | 3        | BLT 28    | Touchdown    |
| 9  | 11:08     | 10:28     | 0:40      | Blocked Punt,     | BLT 10      | 2      | 10       | 0       | 10      | 1        | * BLT 5   | Touchdown    |
| 10 | 9:06      | 6:37      | 2:29      | Punt              | DEN 37      | 9      | 58       | 5       | 63      | 6        | * BLT 2   | Touchdown    |
| 11 | 4:55      | 3:09      | 1:46      | Punt              | DEN 26      | 4      | 20       | -10     | 10      | 1        | DEN 36    | Punt         |
| 12 | 1:40      | 0:55      | 0:45      | Punt              | DEN 42      | 3      | 4        | 0       | 4       | 0        | DEN 46    | Punt         |
| 13 | 14:46     | 13:13     | 1:33      | Punt              | DEN 44      | 5      | 66       | -10     | 56      | 2        | BLT 26    | Touchdown    |
| 14 | 10:28     | 8:07      | 2:21      | Kickoff           | DEN 20      | 3      | 7        | 0       | 7       | 0        | DEN 27    | Punt         |
| 15 | 5:29      | 4:30      | 0:59      | Kickoff           | DEN 20      | 3      | 80       | 0       | 80      | 1        | DEN 22    | Touchdown    |
| 16 | 2:19      | 0:00      | 2:19      | Punt              | DEN 17      | 4      | 11       | 0       | 11      | 1        | DEN 29    | End of Game  |

(555) Average DEN 35

\* inside opponent's 20

| Time of Possession by Quarter |                  | 1st  | 2nd  | 3rd  | 4th  | OT | Total |
|-------------------------------|------------------|------|------|------|------|----|-------|
| Visitor                       | Baltimore Ravens | 9:27 | 9:43 | 6:50 | 7:48 |    | 33:48 |
| Home                          | Denver Broncos   | 5:33 | 5:17 | 8:10 | 7:12 |    | 26:12 |

Kickoff Drive No.-Start Average

Ravens: 8 - BLT 20

Broncos: 6 - DEN 20





# GAME 1: BRONCOS 49, RAVENS 27

Baltimore (0-1) · Denver (1-0)

Thursday, September 5, 2013 · 7:13 PM MT · Sports Authority Field at Mile High · Denver  
Weather: 83°, Mostly Cloudy, Wind NW 7 mph · Attendance: 76,977 · Time: 3:38



Allowing a team-record points (49) and touchdown passes (7, tying an NFL record), the Ravens dropped the NFL season opener in Denver, 49-27. The start of the game was delayed 34 minutes because of lightning storms in the area. Baltimore led 17-14 at the half after FB Vonta Leach caught a 2-yard touchdown pass from QB Joe Flacco, RB Ray Rice scored on a 1-yard run, and K Justin Tucker hit a 25-yard field goal. But behind QB Peyton Manning, who tied an NFL record with 7 TD passes in the game, Denver exploded for 35 second-half points to secure the victory. In one six-minute span in the third quarter, Manning threw 3 TD passes (28 yards to WR Andre Caldwell and 2 to WR Wes Welker – for 5 and 2 yards). That gave the Broncos a 35-17 lead they extended to 42-17 when Manning hit WR Demaryius Thomas with a 26-yard beauty early in the fourth quarter. Baltimore closed the gap to 42-24 after Flacco hit rookie WR Marlon Brown with a 13-yard scoring strike. Flacco completed 34 of 62 passes for 362 yards with 2 TDs and 2 INTs. Rice and newly-signed TE Dallas Clark caught 8 (35 yards) and 7 (87 yards) passes, respectively. Manning was spectacular in leading an offense that amassed 510 yards, completing 27 of 42 for 462 yards with 7 TDs. Welker caught 9 for 67 yards, while Thomas grabbed 5 for 161 yards and 2 TDs. Baltimore sacked Manning three times, including one by his former teammate in Denver, OLB Elvis Dumervil.

## BALTIMORE RAVENS (Head Coach: John Harbaugh)

### OFFENSE

|    |    |               |
|----|----|---------------|
| WR | 82 | T. Smith      |
| WR | 14 | M. Brown      |
| LT | 78 | B. McKinnie   |
| LG | 72 | K. Osemele    |
| C  | 66 | G. Gradkowski |
| RG | 73 | M. Yanda      |
| RT | 74 | M. Oher       |
| TE | 84 | E. Dickson    |
| QB | 5  | J. Flacco     |
| FB | 44 | V. Leach      |
| RB | 27 | R. Rice       |

### DEFENSE

|      |    |             |
|------|----|-------------|
| NT   | 92 | H. Ngata    |
| DE   | 99 | C. Canty    |
| DT   | 97 | A. Jones    |
| RUSH | 55 | T. Suggs    |
| MIKE | 51 | D. Smith    |
| SAM  | 91 | C. Upshaw   |
| WILL | 56 | J. Bynes    |
| LCB  | 21 | L. Webb     |
| FS   | 26 | M. Elam     |
| SS   | 32 | J. Ihedigbo |
| RCB  | 22 | J. Smith    |

## DENVER BRONCOS (Head Coach: John Fox)

### OFFENSE

|    |    |             |
|----|----|-------------|
| WR | 88 | D. Thomas   |
| LT | 78 | R. Clady    |
| LG | 68 | Z. Beadles  |
| C  | 66 | M. Ramirez  |
| RG | 65 | L. Vasquez  |
| RT | 74 | O. Franklin |
| TE | 80 | J. Thomas   |
| WR | 87 | E. Decker   |
| WR | 83 | W. Welker   |
| QB | 18 | P. Manning  |
| RB | 27 | K. Moreno   |

### DEFENSE

|     |    |                |
|-----|----|----------------|
| LDE | 95 | D. Wolfe       |
| DT  | 99 | K. Vickerson   |
| NT  | 94 | T. Knighton    |
| RDE | 91 | R. Ayers       |
| WLB | 59 | D. Trevathan   |
| MLB | 52 | W. Woodyard    |
| CB  | 25 | C. Harris      |
| LCB | 32 | T. Carter      |
| RCB | 45 | D. R-Cromartie |
| SS  | 33 | D. Ihenacho    |
| FS  | 26 | R. Moore       |

## GAME SUMMARY

|           | 1 | 2  | 3  | 4  | OT | TOTAL | FIELD GOALS (MADE) & MISSED |
|-----------|---|----|----|----|----|-------|-----------------------------|
| BALTIMORE | 7 | 10 | 0  | 10 | -  | 27    | J. Tucker (25, 30)          |
| DENVER    | 0 | 14 | 21 | 14 | -  | 49    | None                        |

| TEAM    | QTR | TIME  | PLAY DESCRIPTION (extra point)                           | DRIVE       | SCORE |
|---------|-----|-------|--|-------------|-------|
| Ravens  | 1   | 7:11  | V. Leach 2 yd. pass from J. Flacco (J. Tucker kick)      | 10-80, 3:58 | 7-0   |
| Broncos | 2   | 11:35 | J. Thomas 24 yd. pass from P. Manning (M. Prater kick)   | 1-24, 0:05  | 7-7   |
| Ravens  | 2   | 8:03  | R. Rice 1 yd. run (J. Tucker kick)                       | 2-1, 0:05   | 14-7  |
| Broncos | 2   | 5:34  | J. Thomas 23 yd. pass from P. Manning (M. Prater kick)   | 6-80, 2:29  | 14-14 |
| Ravens  | 2   | 0:07  | J. Tucker 25 yd. Field Goal                              | 13-77, 3:12 | 17-14 |
| Broncos | 3   | 12:30 | A. Caldwell 28 yd. pass from P. Manning (M. Prater kick) | 6-80, 2:30  | 17-21 |
| Broncos | 3   | 10:28 | W. Welker 5 yd. pass from P. Manning (M. Prater kick)    | 2-10, 0:40  | 17-28 |
| Broncos | 3   | 6:37  | W. Welker 2 yd. pass from P. Manning (M. Prater kick)    | 9-63, 2:29  | 17-35 |
| Broncos | 4   | 13:13 | D. Thomas 26 yd. pass from P. Manning (M. Prater kick)   | 5-56, 1:33  | 17-42 |
| Ravens  | 4   | 10:28 | M. Brown 13 yd. pass from J. Flacco (J. Tucker kick)     | 5-80, 1:38  | 24-42 |
| Ravens  | 4   | 5:29  | J. Tucker 30 yd. Field Goal                              | 8-57, 2:38  | 27-42 |
| Broncos | 4   | 4:30  | D. Thomas 78 yd. pass from P. Manning (M. Prater kick)   | 3-80, 0:59  | 27-49 |

**OFFICIALS** – Referee: Walt Coleman (65), **Umpire:** Roy Ellison (81), **Head Linesman:** Jerry Bergman (91), **Line Judge:** Rusty Baynes (59), **Side Judge:** Rick Patterson (15), **Field Judge:** Greg Gautreaux (80), **Back Judge:** Greg Yette (38)

## TEAM STATISTICS

|                               | RAVENS      | BRONCOS     |
|-------------------------------|-------------|-------------|
| First Downs                   | 24 (3-18-3) | 24 (2-20-2) |
| Third Downs                   | 8-22 (36%)  | 8-15 (53%)  |
| Fourth Downs                  | 0-1 (0%)    | 0-0 (0%)    |
| Total Net Yards               | 393         | 510         |
| Plays – Average               | 87-4.5      | 68-7.5      |
| Net Yds Rushing               | 58          | 65          |
| Rushes – Average              | 21-2.8      | 23-2.8      |
| Net Yards Passing             | 335         | 445         |
| Att. – Yds Lost – Gross Pass. | 4-27-362    | 3-17-462    |
| Passes Att. – Comp. – INT     | 62-34-2     | 42-27-0     |
| Red Zone                      | 3-5 (60%)   | 2-2 (100%)  |
| Goal-to-Go                    | 2-3 (67%)   | 2-2 (100%)  |
| Punts – Avg.                  | 10-45.6     | 7-45.6      |
| Penalties – Yards             | 7-53        | 8-61        |
| Fumbles – Lost                | 1-0         | 3-2         |
| Time of Possession            | 33:48       | 26:12       |

## INDIVIDUAL STATISTICS

| RAVENS  |    |    |      |      |   |    |   |      |  |  | BRONCOS   |    |     |      |      |   |    |   |       |  |  |
|---|----|----|------|------|---|----|---|------|--|--|---|----|-----|------|------|---|----|---|-------|--|--|
| <b>RUSHING</b>  |    |    |      |      |   |    |   |      |  |  | <b>RUSHING</b>  |    |     |      |      |   |    |   |       |  |  |
| R. Rice   | 12 | 36 | 3.0  | 12   | 1 |    |   |      |  |  | K. Moreno   | 9  | 28  | 3.1  | 7    | 0 |    |   |       |  |  |
| B. Pierce   | 9  | 22 | 2.4  | 14   | 0 |    |   |      |  |  | M. Ball   | 8  | 24  | 3.0  | 9    | 0 |    |   |       |  |  |
| <b>Total</b>  |    |    |      |      |   |    |   |      |  |  | <b>Total</b>  |    |     |      |      |   |    |   |       |  |  |
| <b>21 58 2.8 14 1</b>   |    |    |      |      |   |    |   |      |  |  | <b>23 65 2.8 9 0</b>  |    |     |      |      |   |    |   |       |  |  |
| <b>PASSING</b>  |    |    |      |      |   |    |   |      |  |  | <b>PASSING</b>  |    |     |      |      |   |    |   |       |  |  |
| J. Flacco   | 62 | 34 | 362  | 4/27 | 2 | 34 | 2 | 69.4 |  |  | P. Manning  | 42 | 27  | 462  | 3/17 | 7 | 78 | 0 | 141.1 |  |  |
| <b>Total</b>  |    |    |      |      |   |    |   |      |  |  | <b>Total</b>  |    |     |      |      |   |    |   |       |  |  |
| <b>62 34 362 4/27 2 34 2 69.4</b>                                     |    |    |      |      |   |    |   |      |  |  | <b>42 27 462 3/17 7 78 0 141.1</b>  |    |     |      |      |   |    |   |       |  |  |
| <b>RECEIVING</b>  |    |    |      |      |   |    |   |      |  |  | <b>RECEIVING</b>  |    |     |      |      |   |    |   |       |  |  |
| R. Rice   | 8  | 35 | 4.4  | 10   | 0 |    |   |      |  |  | W. Welker   | 9  | 67  | 7.4  | 15   | 2 |    |   |       |  |  |
| D. Clark  | 7  | 87 | 12.4 | 31   | 0 |    |   |      |  |  | D. Thomas   | 5  | 161 | 32.2 | 78   | 2 |    |   |       |  |  |
| T. Smith  | 4  | 92 | 23.0 | 34   | 0 |    |   |      |  |  | J. Thomas   | 5  | 110 | 22.0 | 44   | 2 |    |   |       |  |  |
| M. Brown  | 4  | 65 | 16.3 | 23   | 1 |    |   |      |  |  | K. Moreno   | 3  | 37  | 12.3 | 23   | 0 |    |   |       |  |  |
| B. Stokley  | 4  | 34 | 8.5  | 12   | 0 |    |   |      |  |  | E. Decker   | 2  | 32  | 16.0 | 27   | 0 |    |   |       |  |  |
| J. Jones  | 3  | 24 | 8.0  | 13   | 0 |    |   |      |  |  | R. Hillman  | 2  | 27  | 13.5 | 17   | 0 |    |   |       |  |  |
| V. Leach  | 3  | 12 | 4.0  | 6    | 1 |    |   |      |  |  | A. Caldwell   | 1  | 28  | 28.0 | 28   | 1 |    |   |       |  |  |
| E. Dickson  | 1  | 13 | 13.0 | 13   | 0 |    |   |      |  |  |   |    |     |      |      |   |    |   |       |  |  |
| <b>Total</b>  |    |    |      |      |   |    |   |      |  |  | <b>Total</b>  |    |     |      |      |   |    |   |       |  |  |
| <b>34 362 10.6 34 2</b>   |    |    |      |      |   |    |   |      |  |  | <b>27 462 17.1 78 7</b>   |    |     |      |      |   |    |   |       |  |  |
| <b>INTERCEPTIONS</b>  |    |    |      |      |   |    |   |      |  |  | <b>INTERCEPTIONS</b>  |    |     |      |      |   |    |   |       |  |  |
| <b>NO YDS AVG LG TD</b>   |    |    |      |      |   |    |   |      |  |  | <b>NO YDS AVG LG TD</b>   |    |     |      |      |   |    |   |       |  |  |
| <b>0 0 0 0 0</b>  |    |    |      |      |   |    |   |      |  |  | <b>D. Trevathan 1 29 29.0 29 0</b>  |    |     |      |      |   |    |   |       |  |  |
|   |    |    |      |      |   |    |   |      |  |  | <b>C. Harris 1 0 0.0 0 0</b>  |    |     |      |      |   |    |   |       |  |  |
| <b>Total</b>  |    |    |      |      |   |    |   |      |  |  | <b>Total</b>  |    |     |      |      |   |    |   |       |  |  |
| <b>0 0 0 0 0</b>  |    |    |      |      |   |    |   |      |  |  | <b>2 29 14.5 29 0</b>   |    |     |      |      |   |    |   |       |  |  |
| <b>SACKS</b>  |    |    |      |      |   |    |   |      |  |  | <b>SACKS</b>  |    |     |      |      |   |    |   |       |  |  |
| <b>C. Canty 1-4, E. Dumervil 1-7, T. Suggs 1-6</b>                    |    |    |      |      |   |    |   |      |  |  | <b>S. Phillips 2.5-14, R. Ayers 1-9, W. Woodyard 0.5-4</b>                    |    |     |      |      |   |    |   |       |  |  |
| <b>TACKLES (TOP 3)</b>  |    |    |      |      |   |    |   |      |  |  | <b>TACKLES (TOP 3)</b>  |    |     |      |      |   |    |   |       |  |  |
| <b>J. Bynes 8 (6 solo), C. Graham 7 (5 solo), J. Smith 6 (6 solo)</b> |    |    |      |      |   |    |   |      |  |  | <b>D. Ihenacho 12 (11 solo), W. Woodyard 10 (5 solo), R. Moore 6 (6 solo)</b> |    |     |      |      |   |    |   |       |  |  |
| <b>T. Suggs 6 (4 solo)</b>  |    |    |      |      |   |    |   |      |  |  |   |    |     |      |      |   |    |   |       |  |  |



# GAME 2: RAVENS 14, BROWNS 6

Baltimore (1-1) · Cleveland (0-2)

Sunday, September 15, 2013 · 1:02 PM ET · M&T Bank Stadium · Baltimore  
Weather: 75°, Partly Cloudy, Wind SSW 6 mph · Attendance: 71,098 · Time: 3:10



After being shut out in the first half, the Ravens rebounded from a 6-0 deficit to beat the Browns, 14-6, at M&T Bank Stadium. Baltimore QB Joe Flacco, whose wife, Dana, delivered their second son, Daniel, within two hours of kickoff, kept his focus as he directed the two second-half scoring drives. Cleveland grabbed a 3-0 first-quarter lead on former Raven K Billy Cundiff's 21-yard field goal. Cundiff converted a 51-yard FG with two seconds left in the second quarter to give the Browns a 6-0 halftime advantage. Ravens K Justin Tucker, who missed just 3 FGs a year ago in his rookie season, missed two attempts in the first half, one from 50 yards and the second from 44 yards. On Baltimore's first possession in the third quarter, Flacco led a balanced 12-play, 80-yard drive that ended with RB Bernard Pierce's 5-yard touchdown run. (Flacco completed first-down passes on three third-and-long situations during the drive.) The Ravens' second TD came in the fourth quarter when Flacco hit rookie WR Marlon Brown with a 5-yard TD strike. Baltimore's defense limited Cleveland to 259 yards and did not allow a TD for the first time since it held the Browns to 5 FGs on 11/4/12. The Ravens sacked Browns QB Brandon Weeden 5 times, including 1.5 by ILB Daryl Smith. RB Trent Richardson was limited to 58 yards on 18 carries (3.2 avg.). Flacco completed passes to eight receivers, finishing 22-of-33 for 211 yards. WR Torrey Smith caught a career-high-tying 7 balls for 85 yards. RB Bernard Pierce, who subbed in the fourth quarter for injured RB Ray Rice (hip), gained 57 rushing yards.

## CLEVELAND BROWNS (Head Coach: Rob Chudzinski)

| OFFENSE |               | DEFENSE |              |
|---------|---------------|---------|--------------|
| WR 80   | T. Benjamin   | LE 90   | B. Winn      |
| LT 73   | J. Thomas     | DT 98   | P. Taylor    |
| LG 77   | J. Greco      | RE 92   | D. Bryant    |
| C 55    | A. Mack       | OLB 99  | P. Kruger    |
| RG 75   | O. Cousins    | ILB 53  | C. Robertson |
| RT 72   | M. Schwartz   | ILB 52  | D. Jackson   |
| TE 84   | J. Cameron    | OLB 97  | J. Sheard    |
| WR 18   | G. Little     | LCB 23  | J. Haden     |
| TE 82   | G. Barnidge   | RCB 22  | B. Skrine    |
| QB 3    | B. Weeden     | FS 39   | T. Gipson    |
| RB 33   | T. Richardson | SS 43   | T. Ward      |

## BALTIMORE RAVENS (Head Coach: John Harbaugh)

| OFFENSE |               | DEFENSE |             |
|---------|---------------|---------|-------------|
| WR 82   | T. Smith      | NT 92   | H. Ngata    |
| WR 14   | M. Brown      | DE 99   | C. Canty    |
| LT 78   | B. McKinnie   | DT 97   | A. Jones    |
| LG 72   | K. Osemele    | RUSH 55 | T. Suggs    |
| C 66    | G. Gradkowski | MIKE 51 | D. Smith    |
| RG 73   | M. Yanda      | SAM 91  | C. Upshaw   |
| RT 74   | M. Oher       | WILL 56 | J. Bynes    |
| TE 84   | E. Dickson    | LCB 21  | L. Webb     |
| QB 5    | J. Flacco     | FS 26   | M. Elam     |
| FB 44   | V. Leach      | SS 32   | J. Ihedigbo |
| RB 27   | R. Rice       | RCB 22  | J. Smith    |

## GAME SUMMARY

|           | 1 | 2 | 3 | 4 | OT | TOTAL | FIELD GOALS (MADE) & MISSED |
|-----------|---|---|---|---|----|-------|-----------------------------|
| CLEVELAND | 3 | 3 | 0 | 0 | -  | 6     | B. Cundiff (21, 51)         |
| BALTIMORE | 0 | 0 | 7 | 7 | -  | 14    | J. Tucker 50WR, 44WR        |

| TEAM   | QTR | TIME | PLAY DESCRIPTION (extra point)                      | DRIVE       | SCORE |
|--------|-----|------|---|-------------|-------|
| Browns | 1   | 8:40 | B. Cundiff 21 yd. Field Goal                        | 5-57, 2:27  | 3-0   |
| Browns | 2   | 0:02 | B. Cundiff 51 yd. Field Goal                        | 5-33, 0:29  | 6-0   |
| Ravens | 3   | 5:13 | B. Pierce 5 yd. run (J. Tucker kick)                | 12-80, 5:50 | 6-7   |
| Ravens | 4   | 8:57 | M. Brown 5 yd. pass from J. Flacco (J. Tucker kick) | 8-42, 3:20  | 6-14  |

**OFFICIALS** – Referee: Bill Vinovich (52), Umpire: Paul King (121), Head Linesman: Jim Mello (48), Line Judge: Julian Mapp (10), Side Judge: Jimmy DeBell (58), Field Judge: Steve Zimmer (33), Back Judge: Jim Quirk (63)

## TEAM STATISTICS

|                               | BROWNS      | RAVENS      |
|-------------------------------|-------------|-------------|
| First Downs                   | 13 (1-11-1) | 19 (5-13-1) |
| Third Downs                   | 4-15 (27%)  | 8-16 (50%)  |
| Fourth Downs                  | 0-2 (0%)    | 0-0 (0%)    |
| Total Net Yards               | 259         | 296         |
| Plays – Average               | 62-4.2      | 71-4.2      |
| Net Yds Rushing               | 65          | 99          |
| Rushes – Average              | 20-3.3      | 36-2.8      |
| Net Yards Passing             | 194         | 197         |
| Att. – Yds Lost – Gross Pass. | 5-39-233    | 2-14-211    |
| Passes Att. – Comp. – INT     | 37-22-0     | 33-22-0     |
| Red Zone                      | 0-1 (0%)    | 2-3 (67%)   |
| Goal-to-Go                    | 0-1 (0%)    | 1-1 (100%)  |
| Punts – Avg.                  | 8-42.0      | 6-48.5      |
| Penalties – Yards             | 5-33        | 3-41        |
| Fumbles – Lost                | 0-0         | 1-1         |
| Time of Possession            | 29:25       | 30:35       |

## INDIVIDUAL STATISTICS

| BROWNS  |           |            |             |             |          |              |           |             |              |             | RAVENS  |            |             |             |           |          |             |  |  |  |  |
|---|-----------|------------|-------------|-------------|----------|--------------|-----------|-------------|--------------|-------------|---|------------|-------------|-------------|-----------|----------|-------------|--|--|--|--|
| <b>RUSHING</b>  |           |            |             |             |          |              |           |             |              |             | <b>RUSHING</b>  |            |             |             |           |          |             |  |  |  |  |
| T. Richardson   | ATT       | YDS        | AVG         | LG          | TD       | B. Pierce    | ATT       | YDS         | AVG          | LG          | TD  |            |             |             |           |          |             |  |  |  |  |
| B. Weeden   | 2         | 7          | 3.5         | 5           | 0        | R. Rice      | 13        | 36          | 2.8          | 14          | 0   |            |             |             |           |          |             |  |  |  |  |
| <b>Total</b>  | <b>20</b> | <b>65</b>  | <b>3.3</b>  | <b>9</b>    | <b>0</b> | J. Flacco    | 4         | 6           | 1.5          | 9           | 0   |            |             |             |           |          |             |  |  |  |  |
| <b>Total</b>  | <b>36</b> | <b>99</b>  | <b>2.8</b>  | <b>14</b>   | <b>1</b> | <b>Total</b> | <b>33</b> | <b>22</b>   | <b>211</b>   | <b>2/14</b> | <b>1</b>  | <b>27</b>  | <b>0</b>    | <b>94.4</b> |           |          |             |  |  |  |  |
| <b>PASSING</b>  |           |            |             |             |          |              |           |             |              |             | <b>PASSING</b>  |            |             |             |           |          |             |  |  |  |  |
| B. Weeden   | ATT       | CMP        | YDS         | SK/YD       | TD       | LG           | IN        | RT          | J. Flacco    | ATT         | CMP   | YDS        | SK/YD       | TD          | LG        | IN       | RT          |  |  |  |  |
| J. Campbell   | 4         | 1          | 6           | 0/0         | 0        | 6            | 0         | 39.6        | <b>Total</b> | <b>33</b>   | <b>22</b>   | <b>211</b> | <b>2/14</b> | <b>1</b>    | <b>27</b> | <b>0</b> | <b>94.4</b> |  |  |  |  |
| <b>Total</b>  | <b>37</b> | <b>22</b>  | <b>233</b>  | <b>5/39</b> | <b>0</b> | <b>53</b>    | <b>0</b>  | <b>77.9</b> | <b>Total</b> | <b>33</b>   | <b>22</b>   | <b>211</b> | <b>2/14</b> | <b>1</b>    | <b>27</b> | <b>0</b> | <b>94.4</b> |  |  |  |  |
| <b>RECEIVING</b>  |           |            |             |             |          |              |           |             |              |             | <b>RECEIVING</b>  |            |             |             |           |          |             |  |  |  |  |
| J. Cameron  | REC       | YDS        | AVG         | LG          | TD       | T. Smith     | REC       | YDS         | AVG          | LG          | TD  |            |             |             |           |          |             |  |  |  |  |
| D. Bess   | 5         | 38         | 7.6         | 12          | 0        | M. Brown     | 4         | 45          | 11.3         | 18          | 1   |            |             |             |           |          |             |  |  |  |  |
| T. Richardson   | 5         | 21         | 4.2         | 9           | 0        | B. Stokley   | 4         | 36          | 9.0          | 16          | 0   |            |             |             |           |          |             |  |  |  |  |
| G. Little   | 4         | 33         | 8.3         | 18          | 0        | R. Rice      | 3         | 9           | 3.0          | 7           | 0   |            |             |             |           |          |             |  |  |  |  |
| C. Ogbonnaya  | 2         | 24         | 12.0        | 15          | 0        | B. Bajema    | 1         | 18          | 18.0         | 18          | 0   |            |             |             |           |          |             |  |  |  |  |
| T. Benjamin   | 1         | 22         | 22.0        | 22          | 0        | V. Leach     | 1         | 12          | 12.0         | 12          | 0   |            |             |             |           |          |             |  |  |  |  |
| <b>Total</b>  | <b>22</b> | <b>233</b> | <b>10.6</b> | <b>53</b>   | <b>0</b> | D. Clark     | 1         | 8           | 8.0          | 8           | 0   |            |             |             |           |          |             |  |  |  |  |
| <b>Total</b>  | <b>22</b> | <b>233</b> | <b>10.6</b> | <b>53</b>   | <b>0</b> | B. Pierce    | 1         | -2          | -2.0         | -2          | 0   |            |             |             |           |          |             |  |  |  |  |
| <b>Total</b>  | <b>22</b> | <b>211</b> | <b>9.6</b>  | <b>27</b>   | <b>1</b> | <b>Total</b> | <b>22</b> | <b>211</b>  | <b>9.6</b>   | <b>27</b>   | <b>1</b>  |            |             |             |           |          |             |  |  |  |  |
| <b>INTERCEPTIONS</b>  |           |            |             |             |          |              |           |             |              |             | <b>INTERCEPTIONS</b>  |            |             |             |           |          |             |  |  |  |  |
| <b>Total</b>  | <b>0</b>  | <b>0</b>   | <b>0</b>    | <b>0</b>    | <b>0</b> | <b>Total</b> | <b>0</b>  | <b>0</b>    | <b>0</b>     | <b>0</b>    | <b>0</b>  |            |             |             |           |          |             |  |  |  |  |
| <b>SACKS</b>  |           |            |             |             |          |              |           |             |              |             | <b>SACKS</b>  |            |             |             |           |          |             |  |  |  |  |
| B. Mingo 1-9, D. Bryant .5-2.5, J. Sheard .5-2.5                  |           |            |             |             |          |              |           |             |              |             | D. Smith 1.5-14.5, E. Dumervil 1-9, A. Jones 1-9, T. Suggs 1-2, A. Brown .5-4.5 |            |             |             |           |          |             |  |  |  |  |
| <b>TACKLES (TOP 3)</b>  |           |            |             |             |          |              |           |             |              |             | <b>TACKLES (TOP 3)</b>  |            |             |             |           |          |             |  |  |  |  |
| B. Skrine 9 (7 solo), T. Gipson 9 (4 solo), D. Jackson 8 (4 solo) |           |            |             |             |          |              |           |             |              |             | D. Smith 11 (3 solo), L. Webb 9 (8 solo), J. Bynes 8 (3 solo),                  |            |             |             |           |          |             |  |  |  |  |
| J. Sheard 8 (3 solo)  |           |            |             |             |          |              |           |             |              |             |   |            |             |             |           |          |             |  |  |  |  |



# GAME 3: RAVENS 30, TEXANS 9

Baltimore (2-1) · Houston (2-1)

Sunday, September 22, 2013 · 1:03 PM ET · M&T Bank Stadium · Baltimore  
Weather: 73°, Sunny, Wind NNW 9 mph · Attendance: 71,168 · Time: 3:09



Playing without starters RB Ray Rice, WR/RS Jacoby Jones and DE Chris Canty, the Ravens overwhelmed previously-unbeaten Houston, 30-9, at M&T Bank Stadium. Holding the ball 13 of the first 16 minutes of the game, the Texans took a 6-0 early second-quarter lead on 2 K Randy Bullock field goals (27 and 29 yards). K Justin Tucker's 28-yard FG made the score 6-3 with 4:11 remaining in the first half. Baltimore ILB Daryl Smith then stole a QB Matt Schaub pass and raced 37 yards to the end zone to give the Ravens a 10-6 advantage. Less than two minutes later, WR/RS Tandon Doss returned a Texans' punt 82 yards for a TD, making the score 17-6. Another Bullock FG (29 yards) produced a 17-9 halftime score. Baltimore increased its advantage on the opening drive of the third quarter, producing a 9-play, 80-yard drive that finished with RB Bernard Pierce's 1-yard TD dash. WR Torrey Smith produced 2 of the first downs on that series with catches of 48 and 24 yards. Tucker added 2 fourth-quarter FGs (45 and 43 yards) to make the final margin. This marked the second-consecutive game that the Ravens' defense did not allow a TD. Houston produced just 264 yards behind Schaub, who was sacked 3 times, completing 25 of 35 passes for 194 yards (72.8 rating). Rookie WR DeAndre Hopkins caught 6 of those for 60 yards. Meanwhile, QB Joe Flacco threw 24 times with 16 completions for 171 yards (87.3 rating), with Smith catching 5 for 92 yards. TE Dallas Clark added 4 receptions for 46 more, and Pierce rushed 24 times for 65 yards.

## HOUSTON TEXANS (Head Coach: Gary Kubiak)

| OFFENSE |               | DEFENSE |                |
|---------|---------------|---------|----------------|
| WR      | 80 A. Johnson | DE      | 99 J. Watt     |
| LT      | 68 R. Harris  | NT      | 92 E. Mitchell |
| LG      | 74 W. Smith   | DE      | 94 A. Smith    |
| C       | 55 C. Myers   | SLB     | 58 B. Reed     |
| RG      | 79 B. Brooks  | MLB     | 56 B. Cushing  |
| RT      | 75 D. Newton  | MLB     | 53 J. Mays     |
| TE      | 81 O. Daniels | WLB     | 59 W. Mercilus |
| WR      | 10 D. Hopkins | LCB     | 25 K. Jackson  |
| QB      | 8 M. Schaub   | RCB     | 24 J. Joseph   |
| FB      | 33 G. Jones   | SS      | 38 D. Manning  |
| RB      | 23 A. Foster  | FS      | 20 E. Reed     |

## BALTIMORE RAVENS (Head Coach: John Harbaugh)

| OFFENSE |                  | DEFENSE |                |
|---------|------------------|---------|----------------|
| WR      | 82 T. Smith      | NT      | 92 H. Ngata    |
| WR      | 14 M. Brown      | DE      | 96 M. Spears   |
| LT      | 78 B. McKinnie   | DT      | 97 A. Jones    |
| LG      | 72 K. Osemele    | RUSH    | 55 T. Suggs    |
| C       | 66 G. Gradkowski | MIKE    | 51 D. Smith    |
| RG      | 73 M. Yanda      | SAM     | 91 C. Upshaw   |
| RT      | 74 M. Oher       | WILL    | 56 J. Bynes    |
| TE      | 84 E. Dickson    | LCB     | 21 L. Webb     |
| QB      | 5 J. Flacco      | FS      | 26 M. Elam     |
| FB      | 44 V. Leach      | SS      | 32 J. Ihedigbo |
| RB      | 30 B. Pierce     | RCB     | 22 J. Smith    |

## GAME SUMMARY

|           | 1 | 2  | 3 | 4 | OT | TOTAL | FIELD GOALS (MADE) & MISSED |
|-----------|---|----|---|---|----|-------|-----------------------------|
| HOUSTON   | 3 | 6  | 0 | 0 | -  | 9     | R. Bullock (27, 29, 47)     |
| BALTIMORE | 0 | 17 | 7 | 6 | -  | 30    | J. Tucker (28, 45, 43)      |

| TEAM   | QTR | TIME  | PLAY DESCRIPTION (extra point)                       | DRIVE       | SCORE |
|--------|-----|-------|--|-------------|-------|
| Texans | 1   | 7:06  | R. Bullock 27 yd. Field Goal                         | 16-69, 7:54 | 3-0   |
| Texans | 2   | 14:56 | R. Bullock 29 yd. Field Goal                         | 5-18, 2:35  | 6-0   |
| Ravens | 2   | 4:11  | J. Tucker 28 yd. Field Goal                          | 11-62, 4:52 | 6-3   |
| Ravens | 2   | 2:39  | D. Smith 37 yd. interception return (J. Tucker kick) |             | 6-10  |
| Ravens | 2   | 0:45  | T. Doss 82 yd. punt return (J. Tucker kick)          |             | 6-17  |
| Texans | 2   | 0:00  | R. Bullock 47 yd. Field Goal                         | 5-51, 0:45  | 9-17  |
| Ravens | 3   | 11:05 | B. Pierce 1 yd. Rush (J. Tucker kick)                | 9-80, 3:55  | 9-24  |
| Ravens | 4   | 9:09  | J. Tucker 45 yd. Field Goal                          | 13-69, 6:15 | 9-27  |
| Ravens | 4   | 1:08  | J. Tucker 43 yd. Field Goal                          | 9-26, 3:51  | 9-30  |

**OFFICIALS** – Referee: John Parry (132), Umpire: Dan Ferrell (64), Head Linesman: Derick Bowers (74), Line Judge: Adrian Hill (29), Side Judge: Joe Larrew (73), Field Judge: Scott Edwards (3), Back Judge: Perry Paganelli (46)

## TEAM STATISTICS

|                               | TEXANS      | RAVENS     |
|-------------------------------|-------------|------------|
| First Downs                   | 18 (5-11-2) | 16 (5-7-4) |
| Third Downs                   | 3-12 (25%)  | 8-16 (50%) |
| Fourth Downs                  | 0-1 (0%)    | 0-0 (0%)   |
| Total Net Yards               | 264         | 236        |
| Plays – Average               | 61-4.3      | 57-4.1     |
| Net Yds Rushing               | 94          | 75         |
| Rushes – Average              | 23-4.1      | 31-2.4     |
| Net Yards Passing             | 170         | 161        |
| Att. – Yds Lost – Gross Pass. | 3-24-194    | 2-10-171   |
| Passes Att. – Comp. – INT     | 35-25-1     | 24-16-0    |
| Red Zone                      | 0-2 (0%)    | 1-2 (50%)  |
| Goal-to-Go                    | 0-1 (0%)    | 1-1 (100%) |
| Punts – Avg.                  | 5-50.4      | 4-48.5     |
| Penalties – Yards             | 14-113      | 10-87      |
| Fumbles – Lost                | 0-0         | 1-0        |
| Time of Possession            | 30:36       | 29:24      |

## INDIVIDUAL STATISTICS

| TEXANS                 |  |  |  |  |  |   |            |            |             |          | RAVENS               |                        |             |                |  |  |           |  |             |           |           |            |             |          |           |          |             |
|------------------------|--|--|--|--|--|---|------------|------------|-------------|----------|----------------------|------------------------|-------------|----------------|--|--|-----------|--|-------------|-----------|-----------|------------|-------------|----------|-----------|----------|-------------|
| <b>RUSHING</b>         |  |  |  |  |  | ATT   | YDS        | AVG        | LG          | TD       | <b>RUSHING</b>       |                        |             |                |  |  | ATT       | YDS  | AVG         | LG        | TD        |            |             |          |           |          |             |
| A. Foster              |  |  |  |  |  | 12  | 54         | 4.5        | 10          | 0        | B. Pierce            |                        |             |                |  |  | 24        | 65   | 2.7         | 25        | 1         |            |             |          |           |          |             |
| B. Tate                |  |  |  |  |  | 9   | 36         | 4.0        | 10          | 0        | V. Leach             |                        |             |                |  |  | 3         | 8  | 2.7         | 5         | 0         |            |             |          |           |          |             |
| C. Wood                |  |  |  |  |  | 2   | 4          | 2.0        | 3           | 0        | S. Draughn           |                        |             |                |  |  | 4         | 2  | 0.5         | 3         | 0         |            |             |          |           |          |             |
| <b>Total</b>           |  |  |  |  |  | <b>23</b>   | <b>94</b>  | <b>4.1</b> | <b>10</b>   | <b>0</b> | <b>Total</b>         |                        |             |                |  |  | <b>31</b> | <b>75</b>  | <b>2.4</b>  | <b>25</b> | <b>1</b>  |            |             |          |           |          |             |
| <b>PASSING</b>         |  |  |  |  |  | ATT   | CMP        | YDS        | SK/YD       | TD       | LG                   | IN                     | RT          | <b>PASSING</b> |  |  |           |  |             | ATT       | CMP       | YDS        | SK/YD       | TD       | LG        | IN       | RT          |
| M. Schaub              |  |  |  |  |  | 35  | 25         | 194        | 3/24        | 0        | 18                   | 1                      | 72.8        | J. Flacco      |  |  |           |  |             | 24        | 16        | 171        | 2/10        | 0        | 48        | 0        | 87.3        |
| <b>Total</b>           |  |  |  |  |  | <b>35</b>   | <b>25</b>  | <b>194</b> | <b>3/24</b> | <b>0</b> | <b>18</b>            | <b>1</b>               | <b>72.8</b> | <b>Total</b>   |  |  |           |  |             | <b>24</b> | <b>16</b> | <b>171</b> | <b>2/10</b> | <b>0</b> | <b>48</b> | <b>0</b> | <b>87.3</b> |
| <b>RECEIVING</b>       |  |  |  |  |  | REC   | YDS        | AVG        | LG          | TD       | <b>RECEIVING</b>     |                        |             |                |  |  | REC       | YDS  | AVG         | LG        | TD        |            |             |          |           |          |             |
| D. Hopkins             |  |  |  |  |  | 6   | 60         | 10.0       | 18          | 0        | T. Smith             |                        |             |                |  |  | 5         | 92   | 18.4        | 48        | 0         |            |             |          |           |          |             |
| A. Johnson             |  |  |  |  |  | 5   | 36         | 7.2        | 12          | 0        | D. Clark             |                        |             |                |  |  | 4         | 46   | 11.5        | 21        | 0         |            |             |          |           |          |             |
| O. Daniels             |  |  |  |  |  | 5   | 29         | 5.8        | 13          | 0        | V. Leach             |                        |             |                |  |  | 2         | 11   | 5.5         | 7         | 0         |            |             |          |           |          |             |
| D. Posey               |  |  |  |  |  | 3   | 29         | 9.7        | 14          | 0        | B. Pierce            |                        |             |                |  |  | 2         | 7  | 3.5         | 5         | 0         |            |             |          |           |          |             |
| B. Tate                |  |  |  |  |  | 3   | 7          | 2.3        | 6           | 0        | M. Brown             |                        |             |                |  |  | 2         | 6  | 3.0         | 4         | 0         |            |             |          |           |          |             |
| K. Martin              |  |  |  |  |  | 2   | 35         | 17.5       | 18          | 0        | B. Stokley           |                        |             |                |  |  | 1         | 9  | 9.0         | 9         | 0         |            |             |          |           |          |             |
| A. Foster              |  |  |  |  |  | 1   | -2         | -2.0       | -2          | 0        | <b>Total</b>         |                        |             |                |  |  | <b>16</b> | <b>171</b>   | <b>10.7</b> | <b>48</b> | <b>0</b>  |            |             |          |           |          |             |
| <b>Total</b>           |  |  |  |  |  | <b>25</b>   | <b>194</b> | <b>7.8</b> | <b>18</b>   | <b>0</b> | <b>Total</b>         |                        |             |                |  |  | <b>16</b> | <b>171</b>   | <b>10.7</b> | <b>48</b> | <b>0</b>  |            |             |          |           |          |             |
| <b>INTERCEPTIONS</b>   |  |  |  |  |  | NO  | YDS        | AVG        | LG          | TD       | <b>INTERCEPTIONS</b> |                        |             |                |  |  | NO        | YDS  | AVG         | LG        | TD        |            |             |          |           |          |             |
| <b>Total</b>           |  |  |  |  |  | <b>0</b>  | <b>0</b>   | <b>0</b>   | <b>0</b>    | <b>0</b> | <b>Total</b>         |                        |             |                |  |  | <b>1</b>  | <b>37</b>  | <b>37.0</b> | <b>37</b> | <b>1</b>  |            |             |          |           |          |             |
| <b>SACKS</b>           |  |  |  |  |  | J. Watt 1-8, A. Smith 1-2                                     |            |            |             |          |                      | <b>SACKS</b>           |             |                |  |  |           | H. Ngata 1-9, T. Suggs 1-8, A. Jones 1-7                         |             |           |           |            |             |          |           |          |             |
| <b>TACKLES (TOP 3)</b> |  |  |  |  |  | J. Watt 9 (6 solo), B. Cushing 8 (5 solo), B. Reed 7 (3 solo) |            |            |             |          |                      | <b>TACKLES (TOP 3)</b> |             |                |  |  |           | D. Smith 10 (7 solo), J. Ihedigbo 9 (5 solo), L. Webb 7 (7 solo) |             |           |           |            |             |          |           |          |             |





# GAME 4: BILLS 23, RAVENS 20

Baltimore (2-2) • Buffalo (2-2)

Sunday, September 29, 2013 • 1:02 PM ET • Ralph Wilson Stadium • Orchard Park, NY  
Weather: 67°, Partly Cloudy, Wind SSW 15 mph • Attendance: 68,296 • Time: 3:34



QB Joe Flacco threw a career-high and Ravens-record 5 INTs, 2 off of Baltimore receivers' hands, when the Ravens lost to the Bills, 23-20. The Ravens' defense allowed 203 rushing yards, the most since giving up a franchise-high 227 against Dallas (10/14/12). Despite this, Baltimore had the ball at the 50-yard line on third-and-8 with 1:04 left in the game, trailing by 3 points. Flacco then threw his 5th pick of the day when the ball bounced off TE Dallas Clark's hands and was snagged by rookie ILB Kiko Alonso. It was Alonso's second of the day. CB Aaron Williams also had 2 INTs, both setting up Dan Carpenter field goals (27 and 22 yards) – one in the first quarter and the second in the third. Twice in the fourth quarter the Ravens penetrated Buffalo's 20, the first of these to the 17 and the second time to the 6-yard line. Both times Baltimore had to settle for Justin Tucker FGs (35 and 24 yards). The Bills led 6-0 after the first quarter on 2 Carpenter FGs. Baltimore then took a 7-6 advantage when Flacco hit rookie WR Marlon Brown with a 10-yard scoring strike. Buffalo quickly bounced back, scoring 2 TDs before halftime. Rookie QB EJ Manuel threw a 42-yard TD bullet to fellow first-year man WR Robert Woods for 1 tally. RB Fred Jackson then raced 16 yards for another TD after S Jim Leonhard stole a Flacco pass on the Ravens' 28-yard line. The Ravens closed the gap to 20-14 in the third quarter when Flacco hit WR Torrey Smith with a 26-yard TD toss. Smith finished with 5 catches for 166 yards. Flacco, who was sacked 4 times, was 25-of-50 for 347 yards. In the second half, the Ravens threw 28 passes and ran just twice. The Ravens were 3-of-16 on third-down conversions. LB Daryl Smith and CB Corey Graham each had INTs for Baltimore. Buffalo RBs Jackson and C.J. Spiller ran for 87 and 77 yards, respectively.

## BALTIMORE RAVENS (Head Coach: John Harbaugh)

| OFFENSE |    |               | DEFENSE |    |             |
|---------|----|---------------|---------|----|-------------|
| WR      | 82 | T. Smith      | DT      | 97 | A. Jones    |
| WR      | 14 | M. Brown      | NT      | 92 | H. Ngata    |
| LT      | 78 | B. McKinnie   | DE      | 99 | C. Canty    |
| LG      | 72 | K. Osemele    | RUSH    | 55 | T. Suggs    |
| C       | 66 | G. Gradkowski | MIKE    | 51 | D. Smith    |
| RG      | 73 | M. Yanda      | SAM     | 91 | C. Upshaw   |
| RT      | 74 | M. Oher       | WILL    | 56 | J. Bynes    |
| TE      | 84 | E. Dickson    | LCB     | 21 | L. Webb     |
| QB      | 5  | J. Flacco     | FS      | 26 | M. Elam     |
| FB      | 44 | V. Leach      | SS      | 32 | J. Ihedigbo |
| RB      | 27 | R. Rice       | RCB     | 22 | J. Smith    |

## BUFFALO BILLS (Head Coach: Doug Marrone)

| OFFENSE |    |            | DEFENSE |    |             |
|---------|----|------------|---------|----|-------------|
| WR      | 13 | S. Johnson | LDE     | 90 | A. Branch   |
| LT      | 77 | C. Glenn   | DE      | 95 | K. Williams |
| LG      | 74 | Co. Brown  | DE      | 99 | M. Dareus   |
| C       | 70 | E. Wood    | RT      | 94 | M. Williams |
| RG      | 60 | K. Urbik   | SLB     | 91 | M. Lawson   |
| RT      | 79 | E. Pears   | MLB     | 50 | K. Alonso   |
| TE      | 85 | L. Smith   | WLB     | 52 | A. Moats    |
| WR      | 10 | R. Woods   | LCB     | 23 | A. Williams |
| QB      | 3  | E. Manuel  | RCB     | 26 | J. Rogers   |
| FB      | 38 | F. Summers | SS      | 35 | J. Leonhard |
| RB      | 28 | C. Spiller | FS      | 25 | D. Searcy   |

## GAME SUMMARY

|           | 1 | 2  | 3 | 4 | OT | TOTAL | FIELD GOALS (MADE) & MISSED |
|-----------|---|----|---|---|----|-------|-----------------------------|
| BALTIMORE | 0 | 7  | 7 | 6 | -  | 20    | J. Tucker (35, 24)          |
| BUFFALO   | 6 | 14 | 3 | 0 | -  | 23    | D. Carpenter (27, 27, 22)   |

| TEAM   | QTR | TIME  | PLAY DESCRIPTION (extra point)                          | DRIVE       | SCORE |
|--------|-----|-------|---|-------------|-------|
| Bills  | 1   | 6:11  | D. Carpenter 27 yd. Field Goal                          | 11-64, 4:43 | 0-3   |
| Bills  | 1   | 3:03  | D. Carpenter 27 yd. Field Goal                          | 5-16, 2:26  | 0-6   |
| Ravens | 2   | 13:55 | M. Brown 10 yd. pass from J. Flacco (J. Tucker kick)    | 3-27, 0:54  | 7-6   |
| Bills  | 2   | 8:40  | R. Woods 42 yd. pass from E. Manuel (D. Carpenter kick) | 5-70, 1:59  | 7-13  |
| Bills  | 2   | 6:52  | F. Jackson 16 yd. run (D. Carpenter kick)               | 4-28, 1:13  | 7-20  |
| Ravens | 3   | 7:17  | T. Smith 26 yd. pass from J. Flacco (J. Tucker kick)    | 4-80, 1:31  | 14-20 |
| Bills  | 3   | 1:56  | D. Carpenter 22 yd. Field Goal                          | 9-44, 2:57  | 14-23 |
| Ravens | 4   | 7:12  | J. Tucker 35 yd. Field Goal                             | 5-74, 1:21  | 17-23 |
| Ravens | 4   | 4:04  | J. Tucker 24 yd. Field Goal                             | 5-50, 1:39  | 20-23 |

**OFFICIALS** – Referee: Jerome Boger (23), Umpire: Tony Michalek (115), Head Linesman: Ed Camp (134), Line Judge: Tom Stephan (68), Side Judge: Allen Baynes (56), Field Judge: Dyrol Prioleau (109), Back Judge: Tony Steratore (112)

## TEAM STATISTICS

|                               | RAVENS      | BILLS       |
|-------------------------------|-------------|-------------|
| First Downs                   | 15 (0-13-2) | 19 (10-7-2) |
| Third Downs                   | 3-16 (19%)  | 5-18 (28%)  |
| Fourth Downs                  | 1-1 (100%)  | 0-0 (0%)    |
| Total Net Yards               | 345         | 350         |
| Plays – Average               | 63-5.5      | 79-4.4      |
| Net Yds Rushing               | 24          | 203         |
| Rushes – Average              | 9-2.7       | 55-3.7      |
| Net Yards Passing             | 321         | 147         |
| Att. – Yds Lost – Gross Pass. | 4-26-347    | 2-20-167    |
| Passes Att. – Comp. – INT     | 50-25-5     | 22-10-2     |
| Red Zone                      | 1-4 (25%)   | 1-4 (25%)   |
| Goal-to-Go                    | 1-1 (100%)  | 0-1 (0%)    |
| Punts – Avg.                  | 7-47.3      | 8-43.3      |
| Penalties – Yards             | 8-59        | 11-99       |
| Fumbles – Lost                | 0-0         | 4-1         |
| Time of Possession            | 23:34       | 36:26       |

## INDIVIDUAL STATISTICS

| RAVENS                 |  |  |  |  |  |  |            |             |             |          | BILLS                |                        |             |                |  |  |           |  |             |           |           |            |             |          |           |          |             |
|------------------------|--|--|--|--|--|--|------------|-------------|-------------|----------|----------------------|------------------------|-------------|----------------|--|--|-----------|--|-------------|-----------|-----------|------------|-------------|----------|-----------|----------|-------------|
| <b>RUSHING</b>         |  |  |  |  |  | ATT  | YDS        | AVG         | LG          | TD       | <b>RUSHING</b>       |                        |             |                |  |  | ATT       | YDS  | AVG         | LG        | TD        |            |             |          |           |          |             |
| R. Rice                |  |  |  |  |  | 5  | 17         | 3.4         | 7           | 0        | F. Jackson           |                        |             |                |  |  | 16        | 87   | 5.4         | 16        | 1         |            |             |          |           |          |             |
| B. Pierce              |  |  |  |  |  | 4  | 7          | 1.8         | 3           | 0        | C. Spiller           |                        |             |                |  |  | 23        | 77   | 3.3         | 10        | 0         |            |             |          |           |          |             |
|                        |  |  |  |  |  |  |            |             |             |          | T. Graham            |                        |             |                |  |  | 1         | 14   | 14.0        | 14        | 0         |            |             |          |           |          |             |
|                        |  |  |  |  |  |  |            |             |             |          | R. Woods             |                        |             |                |  |  | 1         | 13   | 13.0        | 13        | 0         |            |             |          |           |          |             |
|                        |  |  |  |  |  |  |            |             |             |          | T. Choice            |                        |             |                |  |  | 3         | 11   | 3.7         | 7         | 0         |            |             |          |           |          |             |
|                        |  |  |  |  |  |  |            |             |             |          | E. Manuel            |                        |             |                |  |  | 11        | 1  | 0.1         | 5         | 0         |            |             |          |           |          |             |
| <b>Total</b>           |  |  |  |  |  | <b>9</b>   | <b>24</b>  | <b>2.7</b>  | <b>7</b>    | <b>0</b> | <b>Total</b>         |                        |             |                |  |  | <b>55</b> | <b>203</b>   | <b>3.7</b>  | <b>16</b> | <b>1</b>  |            |             |          |           |          |             |
| <b>PASSING</b>         |  |  |  |  |  | ATT  | CMP        | YDS         | SK/YD       | TD       | LG                   | IN                     | RT          | <b>PASSING</b> |  |  |           |  |             | ATT       | CMP       | YDS        | SK/YD       | TD       | LG        | IN       | RT          |
| J. Flacco              |  |  |  |  |  | 50   | 25         | 347         | 4/26        | 2        | 74                   | 5                      | 46.4        | E. Manuel      |  |  |           |  |             | 22        | 10        | 167        | 2/20        | 1        | 42        | 2        | 48.9        |
| <b>Total</b>           |  |  |  |  |  | <b>50</b>  | <b>25</b>  | <b>347</b>  | <b>4/26</b> | <b>2</b> | <b>74</b>            | <b>5</b>               | <b>46.4</b> | <b>Total</b>   |  |  |           |  |             | <b>22</b> | <b>10</b> | <b>167</b> | <b>2/20</b> | <b>1</b> | <b>42</b> | <b>2</b> | <b>48.9</b> |
| <b>RECEIVING</b>       |  |  |  |  |  | REC  | YDS        | AVG         | LG          | TD       | <b>RECEIVING</b>     |                        |             |                |  |  | REC       | YDS  | AVG         | LG        | TD        |            |             |          |           |          |             |
| T. Smith               |  |  |  |  |  | 5  | 166        | 33.2        | 74          | 1        | R. Woods             |                        |             |                |  |  | 4         | 80   | 20.0        | 42        | 1         |            |             |          |           |          |             |
| D. Thompson            |  |  |  |  |  | 4  | 50         | 12.5        | 33          | 0        | T. Graham            |                        |             |                |  |  | 2         | 32   | 16.0        | 26        | 0         |            |             |          |           |          |             |
| T. Doss                |  |  |  |  |  | 4  | 47         | 11.8        | 24          | 0        | S. Chandler          |                        |             |                |  |  | 2         | 28   | 14.0        | 14        | 0         |            |             |          |           |          |             |
| D. Clark               |  |  |  |  |  | 4  | 34         | 8.5         | 17          | 0        | L. Smith             |                        |             |                |  |  | 1         | 28   | 28.0        | 28        | 0         |            |             |          |           |          |             |
| M. Brown               |  |  |  |  |  | 4  | 34         | 8.5         | 14          | 1        | S. Johnson           |                        |             |                |  |  | 1         | -1   | -1.0        | -1        | 0         |            |             |          |           |          |             |
| E. Dickson             |  |  |  |  |  | 2  | 12         | 6.0         | 8           | 0        |                      |                        |             |                |  |  |           |  |             |           |           |            |             |          |           |          |             |
| V. Leach               |  |  |  |  |  | 1  | 2          | 2.0         | 2           | 0        |                      |                        |             |                |  |  |           |  |             |           |           |            |             |          |           |          |             |
| B. Pierce              |  |  |  |  |  | 1  | 2          | 2.0         | 2           | 0        |                      |                        |             |                |  |  |           |  |             |           |           |            |             |          |           |          |             |
| <b>Total</b>           |  |  |  |  |  | <b>25</b>  | <b>347</b> | <b>13.9</b> | <b>74</b>   | <b>2</b> | <b>Total</b>         |                        |             |                |  |  | <b>10</b> | <b>167</b>   | <b>16.7</b> | <b>42</b> | <b>1</b>  |            |             |          |           |          |             |
| <b>INTERCEPTIONS</b>   |  |  |  |  |  | NO   | YDS        | AVG         | LG          | TD       | <b>INTERCEPTIONS</b> |                        |             |                |  |  | NO        | YDS  | AVG         | LG        | TD        |            |             |          |           |          |             |
| D. Smith               |  |  |  |  |  | 1  | 1          | 1.0         | 1           | 0        | A. Williams          |                        |             |                |  |  | 2         | 6  | 3.0         | 6         | 0         |            |             |          |           |          |             |
| C. Graham              |  |  |  |  |  | 1  | 0          | 0.0         | 0           | 0        | K. Alonso            |                        |             |                |  |  | 2         | 6  | 3.0         | 6         | 0         |            |             |          |           |          |             |
|                        |  |  |  |  |  |  |            |             |             |          | J. Leonhard          |                        |             |                |  |  | 1         | 0  | 0.0         | 0         | 0         |            |             |          |           |          |             |
| <b>Total</b>           |  |  |  |  |  | <b>2</b>   | <b>1</b>   | <b>0.5</b>  | <b>1</b>    | <b>0</b> | <b>Total</b>         |                        |             |                |  |  | <b>5</b>  | <b>12</b>  | <b>2.4</b>  | <b>6</b>  | <b>0</b>  |            |             |          |           |          |             |
| <b>SACKS</b>           |  |  |  |  |  | C. Canty 1-18, T. Suggs 1-2                                      |            |             |             |          |                      | <b>SACKS</b>           |             |                |  |  |           | M. Dareus 2-16, M. Lawson 1-8, M. Williams 1-2                   |             |           |           |            |             |          |           |          |             |
| <b>TACKLES (TOP 3)</b> |  |  |  |  |  | T. Suggs 17 (9 solo), D. Smith 12 (4 solo), C. Graham 9 (7 solo) |            |             |             |          |                      | <b>TACKLES (TOP 3)</b> |             |                |  |  |           | J. Rogers 8 (6 solo), M. Dareus 7 (5 solo), D. Searcy 6 (6 solo) |             |           |           |            |             |          |           |          |             |



# GAME 5: RAVENS 26, DOLPHINS 23

Baltimore (3-2) • Miami (3-2)

Sunday, October 6, 2013 • 1:02 PM ET • Sun Life Stadium • Miami Gardens, FL  
Weather: 87°, Sunny, Wind SE 5 mph • Attendance: 68,342 • Time: 3:16



K Justin Tucker kicked his game-winning fourth field goal (44 yards) of the day with 1:42 remaining in the fourth quarter to help the Ravens earn a hard-fought 26-23 victory at Miami. Trailing 13-6 at the half, the Ravens dominated the third quarter, holding the ball for over 11 minutes to take a 16-13 lead. The Ravens opened the second half with a 6-play, 80-yard drive that ended with a 2-yard RB Ray Rice TD run. After forcing a Dolphins' punt, Baltimore came back with an 11-play series that ended with a 25-yard Tucker field goal. After a Miami three-and-out, the Ravens produced an even better drive – 11 plays for 94 yards – that ended with a Rice 3-yard TD scamper to give Baltimore a 23-13 lead at the start of the final period. Miami, however, responded immediately with 10 points in 1 minute and 45 seconds to tie the game at 23. (The Dolphins scored when S Reshad Jones returned a QB Joe Flacco INT for a 25-yard TD, which followed a 48-yard K Caleb Sturgis FG.) Sturgis missed a 57-yard FG attempt at the end of the game that would have sent the contest into overtime. Tucker (42 and 50 yards) and Sturgis (37 and 25 yards) exchanged a pair of field goals in the first two quarters before Miami QB Ryan Tannehill hit TE Charles Clay with a 9-yard TD pass with 46 seconds left in the second quarter. Baltimore's defense limited the Dolphins to 22 rushing yards (fourth fewest in Ravens history) and sacked Tannehill 6 times, including 3 by OLB Terrell Suggs in the fourth quarter. OLBs Elvis Dumervil, Courtney Upshaw and Pernell McPhee also produced QB takedowns. Flacco was 19-of-32 for 269 yards, including 6 passes for 121 yards to WR Torrey Smith. Rice rushed 27 times for 74 yards and added 6 catches for 28 more.

## BALTIMORE RAVENS (Head Coach: John Harbaugh)

### OFFENSE

|    |    |               |
|----|----|---------------|
| WR | 82 | T. Smith      |
| WR | 17 | T. Doss       |
| LT | 78 | B. McKinnie   |
| LG | 72 | K. Osemele    |
| C  | 66 | G. Gradkowski |
| RG | 73 | M. Yanda      |
| RT | 74 | M. Oher       |
| TE | 84 | E. Dickson    |
| QB | 5  | J. Flacco     |
| FB | 44 | V. Leach      |
| RB | 27 | R. Rice       |

### DEFENSE

|      |    |             |
|------|----|-------------|
| DT   | 97 | A. Jones    |
| NT   | 92 | H. Ngata    |
| OLB  | 58 | E. Dumervil |
| RUSH | 55 | T. Suggs    |
| WILL | 56 | J. Bynes    |
| MIKE | 51 | D. Smith    |
| CB   | 24 | C. Graham   |
| LCB  | 21 | L. Webb     |
| FS   | 26 | M. Elam     |
| SS   | 32 | J. Ihedigbo |
| RCB  | 22 | J. Smith    |

## MIAMI DOLPHINS (Head Coach: Joe Philbin)

### OFFENSE

|    |    |              |
|----|----|--------------|
| WR | 82 | B. Hartline  |
| LT | 71 | J. Martin    |
| LG | 68 | R. Incognito |
| C  | 51 | M. Pouncey   |
| RG | 74 | J. Jerry     |
| RT | 77 | T. Clabo     |
| TE | 42 | C. Clay      |
| WR | 11 | M. Wallace   |
| WR | 10 | B. Gibson    |
| QB | 17 | R. Tannehill |
| RB | 26 | L. Miller    |

### DEFENSE

|    |    |            |
|----|----|------------|
| LE | 91 | C. Wake    |
| DT | 94 | R. Starks  |
| DT | 96 | P. Soliai  |
| RE | 50 | O. Vernon  |
| LB | 52 | P. Wheeler |
| LB | 59 | D. Ellerbe |
| LB | 55 | K. Misi    |
| CB | 21 | B. Grimes  |
| CB | 28 | N. Carroll |
| S  | 30 | C. Clemons |
| S  | 20 | R. Jones   |

## GAME SUMMARY

|           | 1 | 2  | 3  | 4  | OT | TOTAL | FIELD GOALS (MADE) & MISSED  |
|-----------|---|----|----|----|----|-------|------------------------------|
| BALTIMORE | 3 | 3  | 10 | 10 | -  | 26    | J. Tucker (42, 50, 25, 44)   |
| MIAMI     | 3 | 10 | 0  | 10 | -  | 23    | C. Sturgis (37, 25, 48) 57WL |

| TEAM     | QTR | TIME  | PLAY DESCRIPTION (extra point)                         | DRIVE       | SCORE |
|----------|-----|-------|--|-------------|-------|
| Ravens   | 1   | 10:24 | J. Tucker 42 yd. Field Goal                            | 7-49, 2:29  | 3-0   |
| Dolphins | 1   | 2:16  | C. Sturgis 37 yd. Field Goal                           | 4-10, 1:29  | 3-3   |
| Ravens   | 2   | 11:52 | J. Tucker 50 yd. Field Goal                            | 6-42, 2:23  | 6-3   |
| Dolphins | 2   | 8:07  | C. Sturgis 25 yd. Field Goal                           | 8-74, 3:45  | 6-6   |
| Dolphins | 2   | 0:46  | C. Clay 9 yd. pass from R. Tannehill (C. Sturgis kick) | 7-60, 1:09  | 6-13  |
| Ravens   | 3   | 12:07 | R. Rice 2 yd. run (J. Tucker kick)                     | 6-80, 2:53  | 13-13 |
| Ravens   | 3   | 4:18  | J. Tucker 25 yd. Field Goal                            | 11-73, 5:34 | 16-13 |
| Ravens   | 4   | 12:06 | R. Rice 3 yd. run (J. Tucker kick)                     | 11-94, 5:30 | 23-13 |
| Dolphins | 4   | 9:38  | C. Sturgis 48 yd. Field Goal                           | 7-50, 2:28  | 23-16 |
| Dolphins | 4   | 8:03  | R. Jones 25 yd. interception return (C. Sturgis kick)  |             | 23-23 |
| Ravens   | 4   | 1:42  | J. Tucker 44 yd. Field Goal                            | 7-34, 2:25  | 26-23 |

**OFFICIALS** – Referee: Carl Cheffers (51), Umpire: Undrey Wash (96), Head Linesman: Kent Payne (79), Line Judge: Thomas Symonette (100), Side Judge: Laird Hayes (125), Field Judge: Jeff Lamberth (21), Back Judge: Todd Prukop (30)

## TEAM STATISTICS

|                               | RAVENS      | DOLPHINS   |
|-------------------------------|-------------|------------|
| First Downs                   | 20 (6-12-2) | 10 (0-9-1) |
| Third Downs                   | 6-16 (38%)  | 3-16 (19%) |
| Fourth Downs                  | 0-0 (0%)    | 1-1 (100%) |
| Total Net Yards               | 384         | 294        |
| Plays – Average               | 74-5.2      | 57-5.2     |
| Net Yds Rushing               | 133         | 22         |
| Rushes – Average              | 40-3.3      | 11-2.0     |
| Net Yards Passing             | 251         | 272        |
| Att. – Yds Lost – Gross Pass. | 2-18-269    | 6-35-307   |
| Passes Att. – Comp. – INT     | 32-19-1     | 40-21-0    |
| Red Zone                      | 2-3 (67%)   | 1-3 (33%)  |
| Goal-to-Go                    | 2-2 (100%)  | 1-1 (100%) |
| Punts – Avg.                  | 5-34.2      | 8-52.5     |
| Penalties – Yards             | 6-64        | 4-65       |
| Fumbles – Lost                | 1-1         | 1-0        |
| Time of Possession            | 36:16       | 23:44      |

## INDIVIDUAL STATISTICS

| RAVENS                 |  |            |             |             |          |           | DOLPHINS             |                        |  |                |           |           |            |             |          |           |          |             |
|------------------------|--|------------|-------------|-------------|----------|-----------|----------------------|------------------------|--|----------------|-----------|-----------|------------|-------------|----------|-----------|----------|-------------|
| <b>RUSHING</b>         | ATT  | YDS        | AVG         | LG          | TD       |           | <b>RUSHING</b>       | ATT                    | YDS  | AVG            | LG        | TD        |            |             |          |           |          |             |
| R. Rice                | 27   | 74         | 2.7         | 7           | 2        |           | L. Miller            | 7                      | 15   | 2.1            | 9         | 0         |            |             |          |           |          |             |
| B. Pierce              | 11   | 46         | 4.2         | 28          | 0        |           | R. Tannehill         | 2                      | 6  | 3.0            | 6         | 0         |            |             |          |           |          |             |
| J. Flacco              | 2  | 13         | 6.5         | 14          | 0        |           | D. Thomas            | 2                      | 1  | 0.5            | 1         | 0         |            |             |          |           |          |             |
| <b>Total</b>           | <b>40</b>  | <b>133</b> | <b>3.3</b>  | <b>28</b>   | <b>2</b> |           | <b>Total</b>         | <b>11</b>              | <b>22</b>  | <b>2.0</b>     | <b>9</b>  | <b>0</b>  |            |             |          |           |          |             |
| <b>PASSING</b>         | ATT  | CMP        | YDS         | SK/YD       | TD       | LG        | IN                   | RT                     |  | <b>PASSING</b> | ATT       | CMP       | YDS        | SK/YD       | TD       | LG        | IN       | RT          |
| J. Flacco              | 32   | 19         | 269         | 2/18        | 0        | 43        | 1                    | 73.6                   |  | R. Tannehill   | 40        | 21        | 307        | 6/35        | 1        | 49        | 0        | 86.1        |
| <b>Total</b>           | <b>32</b>  | <b>19</b>  | <b>269</b>  | <b>2/18</b> | <b>0</b> | <b>43</b> | <b>1</b>             | <b>73.6</b>            |  | <b>Total</b>   | <b>40</b> | <b>21</b> | <b>307</b> | <b>6/35</b> | <b>1</b> | <b>49</b> | <b>0</b> | <b>86.1</b> |
| <b>RECEIVING</b>       | REC  | YDS        | AVG         | LG          | TD       |           | <b>RECEIVING</b>     | REC                    | YDS  | AVG            | LG        | TD        |            |             |          |           |          |             |
| T. Smith               | 6  | 121        | 20.2        | 41          | 0        |           | M. Wallace           | 7                      | 105  | 15.0           | 49        | 0         |            |             |          |           |          |             |
| R. Rice                | 6  | 28         | 4.7         | 9           | 0        |           | B. Gibson            | 4                      | 74   | 18.5           | 46        | 0         |            |             |          |           |          |             |
| T. Doss                | 3  | 58         | 19.3        | 40          | 0        |           | B. Hartline          | 4                      | 60   | 15.0           | 30        | 0         |            |             |          |           |          |             |
| E. Dickson             | 2  | 51         | 25.5        | 43          | 0        |           | C. Clay              | 3                      | 52   | 17.3           | 45        | 1         |            |             |          |           |          |             |
| D. Thompson            | 2  | 11         | 5.5         | 6           | 0        |           | D. Thomas            | 2                      | 11   | 5.5            | 8         | 0         |            |             |          |           |          |             |
| <b>Total</b>           | <b>19</b>  | <b>269</b> | <b>14.2</b> | <b>43</b>   | <b>0</b> |           | <b>Total</b>         | <b>21</b>              | <b>307</b>   | <b>14.6</b>    | <b>49</b> | <b>1</b>  |            |             |          |           |          |             |
| <b>INTERCEPTIONS</b>   | NO   | YDS        | AVG         | LG          | TD       |           | <b>INTERCEPTIONS</b> | NO                     | YDS  | AVG            | LG        | TD        |            |             |          |           |          |             |
| <b>Total</b>           | <b>0</b>   | <b>0</b>   | <b>0</b>    | <b>0</b>    | <b>0</b> |           | <b>Total</b>         | <b>1</b>               | <b>25</b>  | <b>25.0</b>    | <b>25</b> | <b>1</b>  |            |             |          |           |          |             |
| <b>SACKS</b>           | T. Suggs 3-15, C. Upshaw 1-9, P. McPhee 1-6, E. Dumervil 1-5                       |            |             |             |          |           |                      | <b>SACKS</b>           | K. Misi 1-11, O. Vernon 1-7  |                |           |           |            |             |          |           |          |             |
| <b>TACKLES (TOP 3)</b> | D. Smith 6 (6 solo), T. Suggs 5 (5 solo), L. Webb 4 (4 solo), C. Graham 4 (4 solo) |            |             |             |          |           |                      | <b>TACKLES (TOP 3)</b> | P. Wheeler 10 (10 solo), K. Misi 8 (7 solo), C. Clemons 6 (6 solo), J. Odrick 6 (5 solo) |                |           |           |            |             |          |           |          |             |





# GAME 6: PACKERS 19, RAVENS 17

Baltimore (3-3) - Green Bay (3-2)

Sunday, October 13, 2013 - 1:02 PM ET - M&T Bank Stadium - Baltimore  
Weather: 61°, Cloudy, Wind NE 10 mph - Attendance: 71,319 - Time: 3:07



A Ravens' comeback came up short when the Packers stopped Baltimore, 19-17. After Green Bay took a 6-0 halftime lead that was increased to 9-0 in the third quarter on 3 K Mason Crosby field goals (45, 31 and 50 yards), the Ravens finally got on the board with K Justin Tucker's 23-yard FG. QB Aaron Rodgers, who made key third-down completions several times, found WR Jordy Nelson with a 64-yard scoring strike to give the Packers a 16-3, third-quarter lead. Baltimore battled back when QB Joe Flacco found WR Jacoby Jones in the back of the end zone with an 11-yard TD throw that made it 16-10 early in the fourth quarter. Another Crosby FG (31 yards) gave the Packers a 19-10 advantage with just 4:17 left in the contest. On the Ravens' next possession, faced with a fourth-and-21 on their own 19, Flacco hit WR Tandon Doss for 63 yards and a first down. The Ravens' QB then found TE Dallas Clark, who made a spectacular one-handed catch, in the end zone on the following play to get Baltimore within 2 (19-17) with 2:04 remaining. On a third-and-3 on the Packers' next series, Rodgers hit TE Jermichael Finley with a 52-yard completion to keep the ball. The Packers' ability to sustain drives in the second half was a key to the Green Bay victory. The Ravens had a chance to take a 7-3 lead in the second quarter, but failed on a fourth-and-goal at the Packers' 1 when RB Bernard Pierce was stopped for no gain. With 12 seconds left in the first half, Flacco was stripped of the ball, and DE Datone Jones ran 20 yards to the Ravens' 13, where Crosby hit a 31-yard FG. While Green Bay's RB Eddie Lacy rushed 23 times for 120 yards, the Ravens managed just 47 yards on 22 carries. However, Flacco was impressive, completing 20 of 34 for 342 yards and 2 TD throws and 0 INTS (112.6 rating).

## GREEN BAY PACKERS (Head Coach: Mike McCarthy)

| OFFENSE |    |                   | DEFENSE |    |              |
|---------|----|-------------------|---------|----|--------------|
| WR      | 87 | J. Nelson         | LDE     | 90 | B. Raji      |
| LT      | 69 | D. Bakhtiari      | NT      | 79 | R. Pickett   |
| LG      | 71 | J. Sitton         | RDE     | 97 | J. Jolly     |
| C       | 62 | E. Dietrich-Smith | LOLB    | 96 | M. Neal      |
| RG      | 70 | T. Lang           | BLB     | 50 | A. Hawk      |
| RT      | 67 | D. Barclay        | MLB     | 57 | J. Lattimore |
| TE      | 88 | J. Finley         | ROLB    | 53 | N. Perry     |
| WR      | 18 | R. Cobb           | LCB     | 38 | T. Williams  |
| WR      | 89 | J. Jones          | SS      | 42 | M. Burnett   |
| QB      | 12 | A. Rodgers        | FS      | 43 | M. Jennings  |
| RB      | 27 | E. Lacy           | RCB     | 37 | S. Shields   |

## BALTIMORE RAVENS (Head Coach: John Harbaugh)

| OFFENSE |    |               | DEFENSE |    |             |
|---------|----|---------------|---------|----|-------------|
| WR      | 82 | T. Smith      | DE      | 99 | C. Canty    |
| WR      | 14 | M. Brown      | NT      | 92 | H. Ngata    |
| LT      | 60 | E. Monroe     | SAM     | 58 | E. Dumervil |
| LG      | 72 | K. Osemele    | RUSH    | 55 | T. Suggs    |
| C       | 66 | G. Gradkowski | WILL    | 56 | J. Bynes    |
| RG      | 73 | M. Yanda      | MIKE    | 51 | D. Smith    |
| RT      | 74 | M. Oher       | CB      | 24 | C. Graham   |
| T       | 71 | R. Wagner     | LCB     | 21 | L. Webb     |
| TE      | 86 | B. Bajema     | FS      | 26 | M. Elam     |
| QB      | 5  | J. Flacco     | SS      | 32 | J. Ihedigbo |
| RB      | 27 | R. Rice       | RCB     | 22 | J. Smith    |

## GAME SUMMARY

|           | 1 | 2 | 3  | 4  | OT | TOTAL | FIELD GOALS (MADE) & MISSED       |
|-----------|---|---|----|----|----|-------|-----------------------------------|
| GREEN BAY | 3 | 3 | 10 | 3  | -  | 19    | M. Crosby (45) 44 WR (31, 50, 31) |
| BALTIMORE | 0 | 0 | 3  | 14 | -  | 17    | J. Tucker (23)                    |

| TEAM    | QTR | TIME  | PLAY DESCRIPTION (extra point)                         | DRIVE       | SCORE |
|---------|-----|-------|--|-------------|-------|
| Packers | 1   | 13:11 | M. Crosby 45 yd. Field Goal                            | 6-53, 1:49  | 3-0   |
| Packers | 2   | 0:00  | M. Crosby 31 yd. Field Goal                            | 1-0, 0:02   | 6-0   |
| Packers | 3   | 6:06  | M. Crosby 50 yd. Field Goal                            | 6-38, 3:04  | 9-0   |
| Ravens  | 3   | 4:34  | J. Tucker 23 yd. Field Goal                            | 5-60, 1:32  | 9-3   |
| Packers | 3   | 2:12  | J. Nelson 64 yd. pass from A. Rodgers (M. Crosby kick) | 4-80, 2:22  | 16-3  |
| Ravens  | 4   | 11:52 | J. Jones 11 yd. pass from J. Flacco (J. Tucker kick)   | 10-80, 5:20 | 16-10 |
| Packers | 4   | 4:17  | M. Crosby 31 yd. Field Goal                            | 12-72, 7:35 | 19-10 |
| Ravens  | 4   | 2:04  | D. Clark 18 yd. pass from J. Flacco (J. Tucker kick)   | 6-90, 2:13  | 19-17 |

**OFFICIALS** - Referee: Gene Steratore (114), Umpire: Bill Schuster (129), Head Linesman: Wayne Mackie (106), Line Judge: Jeff Seeman (45), Side Judge: Mike Weatherford (116), Field Judge: Bob Waggoner (25), Back Judge: Carl Paganelli (124)

## TEAM STATISTICS

|                               | PACKERS    | RAVENS      |
|-------------------------------|------------|-------------|
| First Downs                   | 15 (6-9-0) | 15 (2-11-2) |
| Third Downs                   | 6-17 (35%) | 2-14 (14%)  |
| Fourth Downs                  | 0-0 (0%)   | 1-2 (50%)   |
| Total Net Yards               | 438        | 360         |
| Plays - Average               | 65-6.7     | 61-5.9      |
| Net Yds Rushing               | 140        | 47          |
| Rushes - Average              | 30-4.7     | 22-2.1      |
| Net Yards Passing             | 298        | 313         |
| Att. - Yds Lost - Gross Pass. | 3-17-315   | 5-29-342    |
| Passes Att. - Comp. - INT     | 32-17-1    | 34-20-0     |
| Red Zone                      | 0-4 (0%)   | 2-4 (50%)   |
| Goal-to-Go                    | 0-1 (0%)   | 1-3 (33%)   |
| Punts - Avg.                  | 6-54.8     | 9-41.7      |
| Penalties - Yards             | 8-55       | 6-40        |
| Fumbles - Lost                | 3-1        | 2-1         |
| Time of Possession            | 31:22      | 28:38       |

## INDIVIDUAL STATISTICS

| PACKERS                |  |  |  |  |  |  |            |             |             |          |                      |                        | RAVENS      |                |  |  |           |   |             |           |           |            |             |          |           |          |              |
|------------------------|--|--|--|--|--|--|------------|-------------|-------------|----------|----------------------|------------------------|-------------|----------------|--|--|-----------|---|-------------|-----------|-----------|------------|-------------|----------|-----------|----------|--------------|
| <b>RUSHING</b>         |  |  |  |  |  | ATT  | YDS        | AVG         | LG          | TD       | <b>RUSHING</b>       |                        |             |                |  |  | ATT       | YDS   | AVG         | LG        | TD        |            |             |          |           |          |              |
| E. Lacy                |  |  |  |  |  | 23   | 120        | 5.2         | 37          | 0        | R. Rice              |                        |             |                |  |  | 14        | 34  | 2.4         | 11        | 0         |            |             |          |           |          |              |
| A. Rodgers             |  |  |  |  |  | 5  | 21         | 4.2         | 12          | 0        | B. Pierce            |                        |             |                |  |  | 6         | 9   | 1.5         | 10        | 0         |            |             |          |           |          |              |
| J. Kuhn                |  |  |  |  |  | 1  | 2          | 2.0         | 2           | 0        | J. Flacco            |                        |             |                |  |  | 1         | 6   | 6.0         | 6         | 0         |            |             |          |           |          |              |
| J. Franklin            |  |  |  |  |  | 1  | -3         | -3.0        | -3          | 0        | M. Brown             |                        |             |                |  |  | 1         | -2  | -2.0        | -2        | 0         |            |             |          |           |          |              |
| <b>Total</b>           |  |  |  |  |  | <b>30</b>  | <b>140</b> | <b>4.7</b>  | <b>37</b>   | <b>0</b> | <b>Total</b>         |                        |             |                |  |  | <b>22</b> | <b>47</b>   | <b>2.1</b>  | <b>11</b> | <b>0</b>  |            |             |          |           |          |              |
| <b>PASSING</b>         |  |  |  |  |  | ATT  | CMP        | YDS         | SK/YD       | TD       | LG                   | IN                     | RT          | <b>PASSING</b> |  |  |           |   |             | ATT       | CMP       | YDS        | SK/YD       | TD       | LG        | IN       | RT           |
| A. Rodgers             |  |  |  |  |  | 32   | 17         | 315         | 3/17        | 1        | 64                   | 1                      | 84.8        | J. Flacco      |  |  |           |   |             | 34        | 20        | 342        | 5/29        | 2        | 63        | 0        | 112.6        |
| <b>Total</b>           |  |  |  |  |  | <b>32</b>  | <b>17</b>  | <b>315</b>  | <b>3/17</b> | <b>1</b> | <b>64</b>            | <b>1</b>               | <b>84.8</b> | <b>Total</b>   |  |  |           |   |             | <b>34</b> | <b>20</b> | <b>342</b> | <b>5/29</b> | <b>2</b> | <b>63</b> | <b>0</b> | <b>112.6</b> |
| <b>RECEIVING</b>       |  |  |  |  |  | REC  | YDS        | AVG         | LG          | TD       | <b>RECEIVING</b>     |                        |             |                |  |  | REC       | YDS   | AVG         | LG        | TD        |            |             |          |           |          |              |
| J. Nelson              |  |  |  |  |  | 4  | 113        | 28.3        | 64          | 1        | T. Doss              |                        |             |                |  |  | 4         | 99  | 24.8        | 63        | 0         |            |             |          |           |          |              |
| R. Cobb                |  |  |  |  |  | 4  | 53         | 13.3        | 18          | 0        | D. Clark             |                        |             |                |  |  | 4         | 81  | 20.3        | 45        | 1         |            |             |          |           |          |              |
| J. Finley              |  |  |  |  |  | 3  | 75         | 25.0        | 52          | 0        | M. Brown             |                        |             |                |  |  | 3         | 71  | 23.7        | 59        | 0         |            |             |          |           |          |              |
| J. Kuhn                |  |  |  |  |  | 2  | 9          | 4.5         | 8           | 0        | R. Rice              |                        |             |                |  |  | 3         | 15  | 5.0         | 11        | 0         |            |             |          |           |          |              |
| J. Boykin              |  |  |  |  |  | 1  | 43         | 43.0        | 43          | 0        | J. Jones             |                        |             |                |  |  | 2         | 42  | 21.0        | 31        | 1         |            |             |          |           |          |              |
| J. Jones               |  |  |  |  |  | 1  | 10         | 10.0        | 10          | 0        | B. Pierce            |                        |             |                |  |  | 2         | 22  | 11.0        | 14        | 0         |            |             |          |           |          |              |
| J. Franklin            |  |  |  |  |  | 1  | 7          | 7.0         | 7           | 0        | T. Smith             |                        |             |                |  |  | 1         | 12  | 12.0        | 12        | 0         |            |             |          |           |          |              |
| E. Lacy                |  |  |  |  |  | 1  | 5          | 5.0         | 5           | 0        | B. Bajema            |                        |             |                |  |  | 1         | 0   | 0.0         | 0         | 0         |            |             |          |           |          |              |
| <b>Total</b>           |  |  |  |  |  | <b>17</b>  | <b>315</b> | <b>18.5</b> | <b>64</b>   | <b>1</b> | <b>Total</b>         |                        |             |                |  |  | <b>20</b> | <b>342</b>  | <b>17.1</b> | <b>63</b> | <b>2</b>  |            |             |          |           |          |              |
| <b>INTERCEPTIONS</b>   |  |  |  |  |  | NO   | YDS        | AVG         | LG          | TD       | <b>INTERCEPTIONS</b> |                        |             |                |  |  | NO        | YDS   | AVG         | LG        | TD        |            |             |          |           |          |              |
| <b>Total</b>           |  |  |  |  |  | <b>0</b>   | <b>0</b>   | <b>0</b>    | <b>0</b>    | <b>0</b> | <b>Total</b>         |                        |             |                |  |  | <b>1</b>  | <b>0</b>  | <b>0.0</b>  | <b>0</b>  | <b>0</b>  |            |             |          |           |          |              |
| <b>SACKS</b>           |  |  |  |  |  | A. Hawk 3-18, M. Hyde 1-10, N. Perry 1-1                       |            |             |             |          |                      | <b>SACKS</b>           |             |                |  |  |           | E. Dumervil 2-11, A. Jones 1-6                                      |             |           |           |            |             |          |           |          |              |
| <b>TACKLES (TOP 3)</b> |  |  |  |  |  | A. Hawk 10 (8 solo), M. Burnett 9 (3 solo), M. Hyde 6 (5 solo) |            |             |             |          |                      | <b>TACKLES (TOP 3)</b> |             |                |  |  |           | J. Ihedigbo 10 (5 solo), T. Suggs 10 (4 solo), D. Smith 10 (1 solo) |             |           |           |            |             |          |           |          |              |



# GAME 7: STEELERS 19, RAVENS 16

Baltimore (3-4) · Pittsburgh (2-4)

Sunday, October 20, 2013 · 4:25 PM ET · Heinz Field · Pittsburgh

Weather: 57°, Partly Cloudy, Wind SW 14 mph · Attendance: 62,295 · Time: 2:48



For the ninth time in the last 11 games – and for the sixth-consecutive time at Heinz Field – the Ravens and Steelers played a game decided by 3 points, with host Pittsburgh winning, 19-16. K Shaun Suisham drilled the 42-yard difference-maker as time expired in the fourth quarter. The Ravens trailed throughout the game until QB Joe Flacco directed a 16-play, 73-yard touchdown drive that tied the contest at 16-16 with 1:58 left in the heated battle. The tying score came on a 1-yard Flacco-to-TE Dallas Clark dart. Steelers WR/RS Emmanuel Sanders returned the ensuing kickoff to the Pittsburgh 37 to start the winning drive. Seven plays later, Suisham kicked his fourth field goal of the game. The Steelers took a 7-0 early lead when QB Ben Roethlisberger threw a shovel pass to TE Heath Miller for a 3-yard TD. Baltimore K Justin Tucker made it 7-3 after one quarter with a 46-yard FG. Suisham and Tucker traded FGs in the second quarter, giving the Steelers a 10-6 advantage at the half. The two kickers exchanged FGs another time in the second half to make the score 16-9 before the Ravens' lone TD was scored late in the final stanza. The loss was Baltimore's third in the last four games and gave the Ravens a 3-4 mark heading into their bye. (These losses were by 3, 2 and 3 points.) While the Ravens out-gained the Steelers by 1 yard (287-286), Pittsburgh was able to rush for 141 yards with rookie RB Le'Veon Bell gaining 93 of those on 19 carries. Flacco finished the game with 24 completions in 34 attempts for 215 yards, while Roethlisberger was 17-of-23 for 160. RB Ray Rice led the Ravens with 45 rushing yards and 4 catches for 27 more. It was the fifth game this season when the Ravens' defense allowed just one TD or none.

## BALTIMORE RAVENS (Head Coach: John Harbaugh)

| OFFENSE |               | DEFENSE |             |
|---------|---------------|---------|-------------|
| WR 82   | T. Smith      | DT 97   | A. Jones    |
| WR 12   | J. Jones      | NT 92   | H. Ngata    |
| LT 60   | E. Monroe     | DE 99   | C. Canty    |
| LG 72   | K. Osemele    | RUSH 55 | T. Suggs    |
| C 66    | G. Gradkowski | WILL 53 | J. McClain  |
| RG 73   | M. Yanda      | MIKE 51 | D. Smith    |
| RT 74   | M. Oher       | SAM 91  | C. Upshaw   |
| TE 84   | E. Dickson    | LCB 21  | L. Webb     |
| WR 14   | M. Brown      | FS 26   | M. Elam     |
| QB 5    | J. Flacco     | SS 32   | J. Ihedigbo |
| RB 27   | R. Rice       | RCB 22  | J. Smith    |

## PITTSBURGH STEELERS (Head Coach: Mike Tomlin)

| OFFENSE |                   | DEFENSE |             |
|---------|-------------------|---------|-------------|
| WR 88   | E. Sanders        | DE 97   | C. Heyward  |
| LT 68   | K. Beachum        | NT 90   | S. McLendon |
| LG 73   | R. Foster         | DE 99   | B. Keisel   |
| C 61    | F. Velasco        | LOLB 56 | L. Woodley  |
| RG 66   | D. DeCastro       | LILB 98 | V. Williams |
| RT 77   | M. Gilbert        | RILB 94 | L. Timmons  |
| TE 83   | H. Miller         | ROLB 93 | J. Worlds   |
| TE 76   | M. Adams          | LCB 22  | W. Gay      |
| QB 7    | B. Roethlisberger | FS 25   | R. Clark    |
| FB 46   | W. Johnson        | SS 43   | T. Polamalu |
| RB 26   | L. Bell           | RCB 24  | I. Taylor   |

## GAME SUMMARY

|            | 1 | 2 | 3 | 4  | OT | TOTAL | FIELD GOALS (MADE) & MISSED |
|------------|---|---|---|----|----|-------|-----------------------------|
| BALTIMORE  | 3 | 3 | 0 | 10 | -  | 16    | J. Tucker (46, 38, 32)      |
| PITTSBURGH | 7 | 3 | 3 | 6  | -  | 19    | S. Suisham (34, 28, 38, 42) |

| TEAM     | QTR | TIME  | PLAY DESCRIPTION (extra point)                               | DRIVE       | SCORE |
|----------|-----|-------|--|-------------|-------|
| Steelers | 1   | 5:24  | H. Miller 3 yd. pass from B.Roethlisberger (S. Suisham kick) | 10-60, 6:05 | 0-7   |
| Ravens   | 1   | 0:05  | J. Tucker 46 yd. Field Goal                                  | 10-49, 5:19 | 3-7   |
| Steelers | 2   | 9:59  | S. Suisham 34 yd. Field Goal                                 | 9-44, 5:06  | 3-10  |
| Ravens   | 2   | 0:08  | J. Tucker 38 yd. Field Goal                                  | 5-18, 0:31  | 6-10  |
| Steelers | 3   | 2:56  | S. Suisham 28 yd. Field Goal                                 | 13-70, 8:03 | 6-13  |
| Ravens   | 4   | 13:04 | J. Tucker 32 yd. Field Goal                                  | 12-66, 4:52 | 9-13  |
| Steelers | 4   | 9:59  | S. Suisham 38 yd. Field Goal                                 | 6-18, 3:05  | 9-16  |
| Ravens   | 4   | 1:58  | D. Clark 1 yd. pass from J. Flacco (J. Tucker kick)          | 16-73, 8:01 | 16-16 |
| Steelers | 4   | 0:00  | S. Suisham 42 yd. Field Goal                                 | 7-39, 1:58  | 16-19 |

**OFFICIALS** – Referee: Bill Leavy (127), Umpire: Ruben Fowler (71), Head Linesman: John McGrath (5), Line Judge: Mark Perlman (9), Side Judge: Keith Parham (87), Field Judge: Jimmy Buchanan (86), Back Judge: Keith Ferguson (61)

## TEAM STATISTICS

|                               | RAVENS      | STEELERS   |
|-------------------------------|-------------|------------|
| First Downs                   | 19 (7-10-2) | 17 (7-7-3) |
| Third Downs                   | 7-14 (50%)  | 7-12 (58%) |
| Fourth Downs                  | 1-1 (100%)  | 0-0 (0%)   |
| Total Net Yards               | 287         | 286        |
| Plays – Average               | 61-4.7      | 55-5.2     |
| Net Yds Rushing               | 82          | 141        |
| Rushes – Average              | 26-3.2      | 29-4.9     |
| Net Yards Passing             | 205         | 145        |
| Att. – Yds Lost – Gross Pass. | 1-10-215    | 3-15-160   |
| Passes Att. – Comp. – INT     | 34-24-0     | 23-17-0    |
| Red Zone                      | 1-2 (50%)   | 1-3 (33%)  |
| Goal-to-Go                    | 1-1 (100%)  | 0-0 (0%)   |
| Punts – Avg.                  | 3-42.0      | 1-36.0     |
| Penalties – Yards             | 9-67        | 7-50       |
| Fumbles – Lost                | 1-0         | 1-1        |
| Time of Possession            | 28:59       | 31:01      |

## INDIVIDUAL STATISTICS

| RAVENS  |           |            |            |             |          |           | STEELERS  |             |                  |            |           |            |             |          |           |          |              |
|---|-----------|------------|------------|-------------|----------|-----------|---|-------------|------------------|------------|-----------|------------|-------------|----------|-----------|----------|--------------|
| <b>RUSHING</b>  |           |            |            |             |          |           | <b>RUSHING</b>  |             |                  |            |           |            |             |          |           |          |              |
| R. Rice   | ATT       | YDS        | AVG        | LG          | TD       |           | L. Bell   | ATT         | YDS              | AVG        | LG        | TD         |             |          |           |          |              |
| J. Flacco   | 2         | 14         | 7.0        | 12          | 0        |           | B. Roethlisberger   | 3           | 25               | 8.3        | 19        | 0          |             |          |           |          |              |
| B. Pierce   | 6         | 13         | 2.2        | 6           | 0        |           | F. Jones  | 5           | 16               | 3.2        | 6         | 0          |             |          |           |          |              |
| V. Leach  | 3         | 10         | 3.3        | 6           | 0        |           | J. Dwyer  | 1           | 4                | 4.0        | 4         | 0          |             |          |           |          |              |
| <b>Total</b>  | <b>26</b> | <b>82</b>  | <b>3.2</b> | <b>13</b>   | <b>0</b> |           | A. Brown  | 1           | 3                | 3.0        | 3         | 0          |             |          |           |          |              |
| <b>PASSING</b>  |           |            |            |             |          |           | <b>PASSING</b>  |             |                  |            |           |            |             |          |           |          |              |
| J.Flacco  | ATT       | CMP        | YDS        | SK/YD       | TD       | LG        | IN  | RT          | B.Roethlisberger | ATT        | CMP       | YDS        | SK/YD       | TD       | LG        | IN       | RT           |
| <b>Total</b>  | <b>34</b> | <b>24</b>  | <b>215</b> | <b>1/10</b> | <b>1</b> | <b>41</b> | <b>0</b>  | <b>97.1</b> | <b>Total</b>     | <b>23</b>  | <b>17</b> | <b>160</b> | <b>3/15</b> | <b>1</b> | <b>19</b> | <b>0</b> | <b>107.2</b> |
| <b>RECEIVING</b>  |           |            |            |             |          |           | <b>RECEIVING</b>  |             |                  |            |           |            |             |          |           |          |              |
| J. Jones  | REC       | YDS        | AVG        | LG          | TD       |           | A. Brown  | REC         | YDS              | AVG        | LG        | TD         |             |          |           |          |              |
| R. Rice   | 4         | 32         | 8.0        | 12          | 0        |           | J. Cotchery   | 4           | 41               | 10.3       | 19        | 0          |             |          |           |          |              |
| M. Brown  | 4         | 22         | 5.5        | 9           | 0        |           | H. Miller   | 2           | 17               | 8.5        | 14        | 1          |             |          |           |          |              |
| T. Smith  | 3         | 61         | 20.3       | 41          | 0        |           | D. Moyer  | 1           | 19               | 19.0       | 19        | 0          |             |          |           |          |              |
| D. Clark  | 3         | 9          | 3.0        | 6           | 1        |           | D. Paulson  | 1           | 17               | 17.0       | 17        | 0          |             |          |           |          |              |
| T. Doss   | 2         | 35         | 17.5       | 22          | 0        |           | E. Sanders  | 1           | 7                | 7.0        | 7         | 0          |             |          |           |          |              |
| E. Dickson  | 2         | 17         | 8.5        | 11          | 0        |           | L. Bell   | 1           | 6                | 6.0        | 6         | 0          |             |          |           |          |              |
| B. Pierce   | 1         | 9          | 9.0        | 9           | 0        |           | F. Jones  | 1           | 3                | 3.0        | 3         | 0          |             |          |           |          |              |
| V. Leach  | 1         | 3          | 3.0        | 3           | 0        |           | <b>Total</b>  | <b>17</b>   | <b>160</b>       | <b>9.4</b> | <b>19</b> | <b>1</b>   |             |          |           |          |              |
| <b>Total</b>  | <b>24</b> | <b>215</b> | <b>9.0</b> | <b>41</b>   | <b>1</b> |           | <b>Total</b>  | <b>0</b>    | <b>0</b>         | <b>0.0</b> | <b>0</b>  | <b>0</b>   |             |          |           |          |              |
| <b>INTERCEPTIONS</b>  |           |            |            |             |          |           | <b>INTERCEPTIONS</b>  |             |                  |            |           |            |             |          |           |          |              |
| <b>Total</b>  | <b>0</b>  | <b>0</b>   | <b>0</b>   | <b>0</b>    | <b>0</b> |           | <b>Total</b>  | <b>0</b>    | <b>0</b>         | <b>0.0</b> | <b>0</b>  | <b>0</b>   |             |          |           |          |              |
| <b>SACKS</b>  |           |            |            |             |          |           | <b>SACKS</b>  |             |                  |            |           |            |             |          |           |          |              |
| B. Williams 1-5, T. Suggs 1-4, E. Dumervil .5-3, H. Ngata .5-3  |           |            |            |             |          |           | L. Woodley 1-10   |             |                  |            |           |            |             |          |           |          |              |
| <b>TACKLES (TOP 3)</b>  |           |            |            |             |          |           | <b>TACKLES (TOP 3)</b>  |             |                  |            |           |            |             |          |           |          |              |
| D. Smith 9 (4 solo), T. Suggs 7 (6 solo), J. McClain 5 (3 solo) |           |            |            |             |          |           | L. Timmons 17 (12 solo), T. Polamalu 8 (5 solo), C. Allen 6 (6 solo), S. Thomas 6 (3 solo), R. Clark 6 (1 solo) |             |                  |            |           |            |             |          |           |          |              |



# GAME 8: BROWNS 24, RAVENS 18

Baltimore (3-5) • Cleveland (4-5)

Sunday, November 3, 2013 • 4:25 PM ET • FirstEnergy Stadium • Cleveland  
Weather: 46°, Sunny, Wind NNE 9 mph • Attendance: 71,513 • Time: 3:16



After beating the Browns 11 consecutive times, Baltimore dropped a 24-18 decision in Cleveland last Sunday. (The Ravens had not lost to the Browns since the trio of John Harbaugh, QB Joe Flacco and RB Ray Rice joined the team in 2008.) A bold pair of fourth-down conversions were key to the Browns' victory. The first came in the first quarter when Cleveland faced a fourth-and-1 at the Baltimore 1-yard line. Instead of attempting a short field goal, Browns' QB Jason Campbell threw a TD bullet to WR Davone Bess for a 7-0 lead. With the game on the line and nursing a 21-18 advantage at the Ravens' 43 with 3:12 left in the contest, Cleveland faced another fourth-and-1. Campbell once again found a diving Bess for 3 yards to keep the drive alive. That first down was part of a game-clinching, 67-yard, 15-play series that ended with a K Billy Cundiff 22-yard field goal. This marked the third-consecutive game (GB and at Pitt.) that the Ravens' defense was unable to give the ball back to the offense with the game hanging in the balance. Campbell, the Browns' third starting QB of the season, was solid, throwing 3 TDs while completing 23 of 35 passes for 262 yards. Flacco was harassed throughout the contest – he was sacked 5 times – but he completed 24 of 41 for 250 yards with 2 TDs and 1 INT. Both of Flacco's TD tosses went to rookie WR Marlon Brown, who also added a 2-point conversion. After Bess' first TD of the game, Justin Tucker nailed a 51-yard FG to make the score 7-3 after one. Bess then caught a 20-yard TD throw to give Cleveland a 14-3, second-quarter lead. The Ravens rallied with nine seconds left in the period when Flacco threw a 19-yard scoring strike to Brown to make the score 14-10 at the half. Campbell's 4-yard TD throw to TE Gary Barnidge increased the Browns' advantage to 21-10 after three quarters. That score was set up when WR/RS Tandon Doss muffed a punt at the Ravens' 11-yard line that was recovered by Browns LB Eric Martin. A 7-yard TD pass from Flacco to Brown, plus a 2-point conversion by the same pair, brought Baltimore to within three at 21-18 with 12 minutes left in the game.

## BALTIMORE RAVENS (Head Coach: John Harbaugh)

| OFFENSE |               | DEFENSE |             |
|---------|---------------|---------|-------------|
| WR 82   | T. Smith      | DT 97   | A. Jones    |
| WR 12   | J. Jones      | NT 92   | H. Ngata    |
| LT 60   | E. Monroe     | DE 99   | C. Canty    |
| LG 68   | A. Shipley    | RUSH 55 | T. Suggs    |
| C 66    | G. Gradkowski | WILL 53 | J. McClain  |
| RG 73   | M. Yanda      | MIKE 51 | D. Smith    |
| RT 74   | M. Oher       | SAM 91  | C. Upshaw   |
| TE 84   | E. Dickson    | LCB 21  | L. Webb     |
| WR 14   | M. Brown      | FS 26   | M. Elam     |
| QB 5    | J. Flacco     | SS 32   | J. Ihedigbo |
| RB 27   | R. Rice       | RCB 22  | J. Smith    |

## CLEVELAND BROWNS (Head Coach: Rob Chudzinski)

| OFFENSE |              | DEFENSE |              |
|---------|--------------|---------|--------------|
| WR 18   | G. Little    | LE 71   | A. Rubin     |
| LT 73   | J. Thomas    | DT 98   | P. Taylor    |
| LG 77   | J. Greco     | RE 92   | D. Bryant    |
| C 55    | A. Mack      | OLB 99  | P. Kruger    |
| RG 66   | S. Lauvao    | ILB 53  | C. Robertson |
| RT 72   | M. Schwartz  | ILB 52  | D. Jackson   |
| TE 84   | J. Cameron   | OLB 97  | J. Sheard    |
| WR 35   | F. Whittaker | LCB 23  | J. Haden     |
| WR 12   | J. Gordon    | RCB 21  | C. Owens     |
| QB 17   | J. Campbell  | FS 22   | B. Skrine    |
| RB 25   | C. Ogbonnaya | SS 43   | T. Ward      |

## GAME SUMMARY

|           | 1 | 2 | 3 | 4 | OT | TOTAL | FIELD GOALS (MADE) & MISSED |
|-----------|---|---|---|---|----|-------|-----------------------------|
| BALTIMORE | 3 | 7 | 0 | 8 | -  | 18    | J. Tucker (51)              |
| CLEVELAND | 7 | 7 | 7 | 3 | -  | 24    | B. Cundiff (22)             |

| TEAM   | QTR | TIME  | PLAY DESCRIPTION (extra point)                               | DRIVE       | SCORE |
|--------|-----|-------|--|-------------|-------|
| Browns | 1   | 8:24  | D. Bess 1 yd. pass from J. Campbell (B. Cundiff kick)        | 8-80, 3:41  | 0-7   |
| Ravens | 1   | 3:38  | J. Tucker 51 yd. Field Goal                                  | 11-47, 4:46 | 3-7   |
| Browns | 2   | 10:08 | D. Bess 20 yd. pass from J. Campbell (B. Cundiff kick)       | 9-53, 3:55  | 3-14  |
| Ravens | 2   | 0:09  | M. Brown 19 yd. pass from J. Flacco (J. Tucker kick)         | 5-67, 0:52  | 10-14 |
| Browns | 3   | 5:11  | G. Barnidge 4 yd. pass from J. Campbell (B. Cundiff kick)    | 2-11, 0:39  | 10-21 |
| Ravens | 4   | 12:09 | M. Brown 7 yd. pass from J. Flacco (J. Flacco-M. Brown pass) | 5-32, 2:38  | 18-21 |
| Browns | 4   | 0:14  | B. Cundiff 22 yd. Field Goal                                 | 15-67, 6:30 | 18-24 |

**OFFICIALS** – Referee: Scott Green (19), Umpire: Bruce Stritesky (102), Head Linesman: Tom Stabile (24), Line Judge: Michael Spanier (90), Side Judge: Larry Rose (128), Field Judge: Boris Cheek (41), Back Judge: Scott Helverson (93)

## TEAM STATISTICS

|                               | RAVENS      | BROWNS      |
|-------------------------------|-------------|-------------|
| First Downs                   | 18 (6-11-1) | 19 (4-11-4) |
| Third Downs                   | 7-16 (44%)  | 4-15 (27%)  |
| Fourth Downs                  | 1-1 (100%)  | 2-2 (100%)  |
| Total Net Yards               | 278         | 315         |
| Plays – Average               | 67-4.1      | 68-4.6      |
| Net Yds Rushing               | 55          | 73          |
| Rushes – Average              | 21-2.6      | 29-2.5      |
| Net Yards Passing             | 223         | 242         |
| Att. – Yds Lost – Gross Pass. | 5-27-250    | 2-18-260    |
| Passes Att. – Comp. – INT     | 41-24-1     | 37-24-0     |
| Red Zone                      | 2-2 (100%)  | 2-3 (67%)   |
| Goal-to-Go                    | 1-1 (100%)  | 1-2 (50%)   |
| Punts – Avg.                  | 7-42.6      | 7-48.1      |
| Penalties – Yards             | 9-80        | 6-55        |
| Fumbles – Lost                | 1-1         | 1-1         |
| Time of Possession            | 29:10       | 30:50       |

## INDIVIDUAL STATISTICS

| RAVENS   |  |            |             |             |          | BROWNS               |           |             |                |           |          |     |       |    |    |    |       |
|--|--|------------|-------------|-------------|----------|----------------------|-----------|-------------|----------------|-----------|----------|-----|-------|----|----|----|-------|
| <b>RUSHING</b>   | ATT  | YDS        | AVG         | LG          | TD       | <b>RUSHING</b>       | ATT       | YDS         | AVG            | LG        | TD       |     |       |    |    |    |       |
| J. Flacco  | 3  | 25         | 8.3         | 15          | 0        | W. McGahee           | 21        | 31          | 1.5            | 7         | 0        |     |       |    |    |    |       |
| R. Rice  | 11   | 17         | 1.5         | 5           | 0        | J. Campbell          | 4         | 20          | 5.0            | 12        | 0        |     |       |    |    |    |       |
| B. Pierce  | 6  | 11         | 1.8         | 7           | 0        | F. Whittaker         | 2         | 11          | 5.5            | 11        | 0        |     |       |    |    |    |       |
| V. Leach   | 1  | 2          | 2.0         | 2           | 0        | J. Gordon            | 1         | 10          | 10.0           | 10        | 0        |     |       |    |    |    |       |
| <b>Total</b>   | <b>21</b>  | <b>55</b>  | <b>2.6</b>  | <b>15</b>   | <b>0</b> | M. Gray              | 1         | 1           | 1.0            | 1         | 0        |     |       |    |    |    |       |
| <b>PASSING</b>   | ATT  | CMP        | YDS         | SK/YD       | TD       | LG                   | IN        | RT          | <b>PASSING</b> | ATT       | CMP      | YDS | SK/YD | TD | LG | IN | RT    |
| J. Flacco  | 41   | 24         | 250         | 5/27        | 2        | 46                   | 1         | 82.4        | J. Campbell    | 35        | 23       | 262 | 2/18  | 3  | 46 | 0  | 116.6 |
| <b>Total</b>   | <b>41</b>  | <b>24</b>  | <b>250</b>  | <b>5/27</b> | <b>2</b> | <b>46</b>            | <b>1</b>  | <b>82.4</b> | B. Weeden      | 2         | 1        | -2  | 0/0   | 0  | -2 | 0  | 56.2  |
| <b>RECEIVING</b>   | REC  | YDS        | AVG         | LG          | TD       | <b>RECEIVING</b>     | REC       | YDS         | AVG            | LG        | TD       |     |       |    |    |    |       |
| T. Smith   | 5  | 78         | 15.6        | 46          | 0        | G. Little            | 7         | 122         | 17.4           | 46        | 0        |     |       |    |    |    |       |
| M. Brown   | 5  | 54         | 10.8        | 19          | 2        | C. Ogbonnaya         | 5         | 39          | 7.8            | 17        | 0        |     |       |    |    |    |       |
| J. Jones   | 4  | 27         | 6.8         | 9           | 0        | J. Gordon            | 3         | 44          | 14.7           | 27        | 0        |     |       |    |    |    |       |
| D. Thompson  | 3  | 24         | 8.0         | 10          | 0        | D. Bess              | 3         | 24          | 8.0            | 20        | 2        |     |       |    |    |    |       |
| R. Rice  | 3  | 21         | 7.0         | 18          | 0        | F. Whittaker         | 3         | 13          | 4.3            | 8         | 0        |     |       |    |    |    |       |
| T. Doss  | 2  | 29         | 14.5        | 23          | 0        | A. Edwards           | 1         | 10          | 10.0           | 10        | 0        |     |       |    |    |    |       |
| D. Clark   | 1  | 14         | 14.0        | 14          | 0        | J. Cameron           | 1         | 4           | 4.0            | 4         | 0        |     |       |    |    |    |       |
| E. Dickson   | 1  | 3          | 3.0         | 3           | 0        | G. Barnidge          | 1         | 4           | 4.0            | 4         | 1        |     |       |    |    |    |       |
| <b>Total</b>   | <b>24</b>  | <b>250</b> | <b>10.4</b> | <b>46</b>   | <b>2</b> | <b>Total</b>         | <b>24</b> | <b>260</b>  | <b>10.8</b>    | <b>46</b> | <b>3</b> |     |       |    |    |    |       |
| <b>INTERCEPTIONS</b>   | NO   | YDS        | AVG         | LG          | TD       | <b>INTERCEPTIONS</b> | NO        | YDS         | AVG            | LG        | TD       |     |       |    |    |    |       |
| <b>Total</b>   | <b>0</b>   | <b>0</b>   | <b>0</b>    | <b>0</b>    | <b>0</b> | J. Haden             | 1         | 0           | 0.0            | 0         | 0        |     |       |    |    |    |       |
| <b>SACKS</b>   | <b>SACKS</b>   |            |             |             |          |                      |           |             |                |           |          |     |       |    |    |    |       |
| D. Smith 1-13, T. Suggs 1-5  | Q. Groves 1-9, C. Owens 1-8, T. Ward 1-8, A. Bryant 1-1, J. Sheard 1-1 |            |             |             |          |                      |           |             |                |           |          |     |       |    |    |    |       |
| <b>TACKLES (TOP 3)</b>   | <b>TACKLES (TOP 3)</b>   |            |             |             |          |                      |           |             |                |           |          |     |       |    |    |    |       |
| D. Smith 9 (7 solo), T. Suggs 7 (4 solo), L. Webb 6 (5 solo), J. Ihedigbo 6 (3 solo) | D. Jackson 9 (4 solo), C. Owens 8 (5 solo), T. Ward 7 (4 solo)         |            |             |             |          |                      |           |             |                |           |          |     |       |    |    |    |       |





# GAME 9: RAVENS 20, BENGALS 17 (OT)

Baltimore (4-5) - Cincinnati (6-4)

Sunday, November 10, 2013 - 1:02 PM ET - M&T Bank Stadium - Baltimore  
Weather: 60°, Sunny, Wind W 17 mph - Attendance: 70,992 - Time: 3:41



In a thrilling overtime game at gusty M&T Bank Stadium, the Ravens beat the first-place Bengals, 20-17, on a 46-yard Justin Tucker field goal. Cincinnati tied the game at 17 on the final play of the fourth quarter when QB Andy Dalton's "Hail Mary" was tipped and caught by A.J. Green for a 51-yard touchdown. The ball bumped off the hand of S James Ihedigbo, who had 2 INTs (the first steals of his career). One of the main stories in this wild game were a pair of fourth-down stops by the Ravens' defense. On the Bengals' first possession of the game, they were stopped on a fourth-and-1 at the Ravens' 47. On the next play, QB Joe Flacco attempted a long pass to WR Jacoby Jones, who collided with S Reggie Nelson. Nelson was called for interference on the Cincinnati 5-yard line. Three plays later, Flacco found TE Dallas Clark at the back of the end zone for a 1-yard TD and a 7-0 Ravens' lead. Baltimore extended the advantage to 10-0 in the first quarter with a 36-yard Tucker FG. Flacco's 7-yard TD dart to WR Torrey Smith gave the Ravens a 17-0 halftime lead. Cincy produced more penalty yards (114) than total offense (102 yards) in the first half. Dalton, who finished the game with 24 completions on 51 attempts for 274 yards and 3 INTs, was just 8-of-21 for 47 yards (1 INT) in the first two quarters. Bengals K Mike Nugent provided the only points in the third quarter when he hit a 32-yard FG to make the score 17-3 entering the fourth period. RB Giovani Bernard's 18-yard catch and run got the Bengals to within 7 at 17-10 with 8:22 left in regulation. Baltimore's second fourth-down stop came on the first series of OT. The Bengals drove to the Ravens' 33-yard line and faced a fourth-and-2. Rather than attempt a 51-yard-FG against the wind, Dalton threw a short pass to Bernard, who was tackled for an 11-yard loss. Baltimore then produced 2 first downs to set up Tucker's game-winner. The Ravens sacked Dalton 5 times, 3 by OLB Elvis Dumervil. Bengals LB Vincent Rey produced 3 sacks and had an INT. Green caught 8 passes for 151 yards, including 4 for 98 in the fourth quarter and OT.

## CINCINNATI BENGALS (Head Coach: Marvin Lewis)

| OFFENSE |                | DEFENSE |             |
|---------|----------------|---------|-------------|
| WR 12   | M. Sanu        | LDE 96  | C. Dunlap   |
| LT 77   | A. Whitworth   | NT 94   | D. Peko     |
| LG 65   | C. Boling      | DT 98   | B. Thompson |
| C 64    | K. Cook        | RDE 93  | M. Johnson  |
| RG 68   | K. Zeitler     | LB 57   | V. Rey      |
| RT 71   | An. Smith      | LB 55   | V. Burfict  |
| TE 81   | Al. Smith      | DB 32   | C. Crocker  |
| TE 85   | T. Eifert      | LCB 23  | T. Newman   |
| WR 18   | A. Green       | RCB 24  | A. Jones    |
| QB 14   | A. Dalton      | SS 43   | G. Iloka    |
| HB 42   | B. Green-Ellis | FS 20   | R. Nelson   |

## BALTIMORE RAVENS (Head Coach: John Harbaugh)

| OFFENSE |               | DEFENSE |             |
|---------|---------------|---------|-------------|
| WR 82   | T. Smith      | DT 97   | A. Jones    |
| WR 12   | J. Jones      | NT 92   | H. Ngata    |
| LT 60   | E. Monroe     | DE 99   | C. Canty    |
| LG 68   | A. Shipley    | RUSH 55 | T. Suggs    |
| C 66    | G. Gradkowski | WILL 53 | J. McClain  |
| RG 73   | M. Yanda      | MIKE 51 | D. Smith    |
| RT 74   | M. Oher       | SAM 91  | C. Upshaw   |
| WR 14   | M. Brown      | LCB 21  | L. Webb     |
| TE 84   | E. Dickson    | FS 26   | M. Elam     |
| QB 5    | J. Flacco     | SS 32   | J. Ihedigbo |
| RB 27   | R. Rice       | RCB 22  | J. Smith    |

## GAME SUMMARY

|            | 1  | 2 | 3 | 4  | OT | TOTAL | FIELD GOALS (MADE) & MISSED |
|------------|----|---|---|----|----|-------|-----------------------------|
| CINCINNATI | 0  | 0 | 3 | 14 | 0  | 17    | M. Nugent 42 WL (32)        |
| BALTIMORE  | 10 | 7 | 0 | 0  | 3  | 20    | J. Tucker (36, 46)          |

| TEAM    | QTR | TIME  | PLAY DESCRIPTION (extra point)                         | DRIVE       | SCORE |
|---------|-----|-------|--|-------------|-------|
| Ravens  | 1   | 9:42  | D. Clark 1 yd. pass from J. Flacco (J. Tucker kick)    | 3-53, 1:26  | 0-7   |
| Ravens  | 1   | 4:39  | J. Tucker 36 yd. Field Goal                            | 7-58, 1:55  | 0-10  |
| Ravens  | 2   | 6:30  | T. Smith 7 yd. pass from J. Flacco (J. Tucker kick)    | 2-11, 0:49  | 0-17  |
| Bengals | 3   | 10:37 | M. Nugent 32 yd. Field Goal                            | 11-61, 4:23 | 3-17  |
| Bengals | 4   | 8:22  | G. Bernard 18 yd. pass from A. Dalton (M. Nugent kick) | 8-71, 4:08  | 10-17 |
| Bengals | 4   | 0:00  | A. Green 51 yd. pass from A. Dalton (M. Nugent kick)   | 7-60, 1:28  | 17-17 |
| Ravens  | 5   | 5:27  | J. Tucker 46 yd. Field Goal                            | 8-28, 4:34  | 17-20 |

**OFFICIALS** - Referee: Walt Coleman (65), Umpire: Roy Ellison (81), Head Linesman: Jerry Bergman (32), Line Judge: Rusty Baynes (59), Side Judge: Tom Hill (97), Field Judge: Greg Gautreaux (80), Back Judge: Greg Yette (38)

## TEAM STATISTICS

|                               | BENGALS     | RAVENS      |
|-------------------------------|-------------|-------------|
| First Downs                   | 21 (7-13-1) | 18 (1-11-6) |
| Third Downs                   | 5-19 (26%)  | 3-16 (19%)  |
| Fourth Downs                  | 3-5 (60%)   | 0-0 (0%)    |
| Total Net Yards               | 364         | 189         |
| Plays - Average               | 87-4.2      | 71-2.7      |
| Net Yds Rushing               | 120         | 85          |
| Rushes - Average              | 31-3.9      | 30-2.8      |
| Net Yards Passing             | 244         | 104         |
| Att. - Yds Lost - Gross Pass. | 5-30-274    | 5-36-140    |
| Passes Att. - Comp. - INT     | 51-24-3     | 36-20-2     |
| Red Zone                      | 1-2 (50%)   | 2-3 (67%)   |
| Goal-to-Go                    | 0-0 (0%)    | 1-1 (100%)  |
| Punts - Avg.                  | 6-37.2      | 8-44.4      |
| Penalties - Yards             | 9-134       | 8-65        |
| Fumbles - Lost                | 1-0         | 1-1         |
| Time of Possession            | 37:58       | 31:35       |

## INDIVIDUAL STATISTICS

| BENGALS   |            |             |            |             |          |              |           |             |              |           | RAVENS  |            |             |          |           |          |             |  |  |  |  |
|---|------------|-------------|------------|-------------|----------|--------------|-----------|-------------|--------------|-----------|---|------------|-------------|----------|-----------|----------|-------------|--|--|--|--|
| <b>RUSHING</b>  |            |             |            |             |          |              |           |             |              |           | <b>RUSHING</b>  |            |             |          |           |          |             |  |  |  |  |
|   | ATT        | YDS         | AVG        | LG          | TD       |              |           |             |              |           |   |            |             |          |           |          |             |  |  |  |  |
| G. Bernard  | 14         | 58          | 4.1        | 18          | 0        | B. Pierce    | 8         | 31          | 3.9          | 9         | 0   |            |             |          |           |          |             |  |  |  |  |
| B. Green-Ellis  | 9          | 36          | 4.0        | 7           | 0        | R. Rice      | 18        | 30          | 1.7          | 5         | 0   |            |             |          |           |          |             |  |  |  |  |
| A. Dalton   | 6          | 22          | 3.7        | 12          | 0        | T. Taylor    | 1         | 18          | 18.0         | 18        | 0   |            |             |          |           |          |             |  |  |  |  |
| M. Jones  | 1          | 7           | 7.0        | 7           | 0        | J. Flacco    | 1         | 4           | 4.0          | 4         | 0   |            |             |          |           |          |             |  |  |  |  |
| A. Hawkins  | 1          | -3          | -3.0       | -3          | 0        | V. Leach     | 2         | 2           | 1.0          | 1         | 0   |            |             |          |           |          |             |  |  |  |  |
| <b>Total</b>  | <b>31</b>  | <b>120</b>  | <b>3.9</b> | <b>18</b>   | <b>0</b> | <b>Total</b> | <b>30</b> | <b>85</b>   | <b>2.8</b>   | <b>18</b> | <b>0</b>  |            |             |          |           |          |             |  |  |  |  |
| <b>PASSING</b>  |            |             |            |             |          |              |           |             |              |           | <b>PASSING</b>  |            |             |          |           |          |             |  |  |  |  |
|   | ATT        | CMP         | YDS        | SK/YD       | TD       | LG           | IN        | RT          |              |           |   |            |             |          |           |          |             |  |  |  |  |
| A. Dalton   | 51         | 24          | 274        | 5/30        | 2        | 51           | 3         | 52.2        | J. Flacco    | 36        | 20  | 140        | 5/36        | 2        | 18        | 2        | 60.0        |  |  |  |  |
| <b>Total</b>  | <b>51</b>  | <b>24</b>   | <b>274</b> | <b>5/30</b> | <b>2</b> | <b>51</b>    | <b>3</b>  | <b>52.2</b> | <b>Total</b> | <b>36</b> | <b>20</b>   | <b>140</b> | <b>5/36</b> | <b>2</b> | <b>18</b> | <b>2</b> | <b>60.0</b> |  |  |  |  |
| <b>RECEIVING</b>  |            |             |            |             |          |              |           |             |              |           | <b>RECEIVING</b>  |            |             |          |           |          |             |  |  |  |  |
|   | REC        | YDS         | AVG        | LG          | TD       |              |           |             |              |           |   |            |             |          |           |          |             |  |  |  |  |
| A. Green  | 8          | 151         | 18.9       | 51          | 1        | R. Rice      | 6         | 26          | 4.3          | 13        | 0   |            |             |          |           |          |             |  |  |  |  |
| G. Bernard  | 8          | 37          | 4.6        | 18          | 1        | T. Smith     | 5         | 46          | 9.2          | 18        | 1   |            |             |          |           |          |             |  |  |  |  |
| T. Eifert   | 3          | 55          | 18.3       | 40          | 0        | E. Dickson   | 3         | 28          | 9.3          | 14        | 0   |            |             |          |           |          |             |  |  |  |  |
| M. Sanu   | 3          | 26          | 8.7        | 14          | 0        | J. Jones     | 2         | 17          | 8.5          | 9         | 0   |            |             |          |           |          |             |  |  |  |  |
| Al. Smith   | 1          | 3           | 3.0        | 3           | 0        | B. Pierce    | 2         | 12          | 6.0          | 12        | 0   |            |             |          |           |          |             |  |  |  |  |
| M. Jones  | 1          | 2           | 2.0        | 2           | 0        | M. Brown     | 1         | 10          | 10.0         | 10        | 0   |            |             |          |           |          |             |  |  |  |  |
| <b>Total</b>  | <b>274</b> | <b>11.4</b> | <b>51</b>  | <b>2</b>    |          | <b>Total</b> | <b>20</b> | <b>140</b>  | <b>7.0</b>   | <b>18</b> | <b>2</b>  |            |             |          |           |          |             |  |  |  |  |
| <b>INTERCEPTIONS</b>  |            |             |            |             |          |              |           |             |              |           | <b>INTERCEPTIONS</b>  |            |             |          |           |          |             |  |  |  |  |
|   | NO         | YDS         | AVG        | LG          | TD       |              |           |             |              |           |   |            |             |          |           |          |             |  |  |  |  |
| V. Rey  | 1          | 4           | 4.0        | 4           | 0        | J. Ihedigbo  | 2         | 46          | 23.0         | 37        | 0   |            |             |          |           |          |             |  |  |  |  |
| T. Newman   | 1          | -1          | -1.0       | -1          | 0        | L. Webb      | 1         | 0           | 0.0          | 0         | 0   |            |             |          |           |          |             |  |  |  |  |
| <b>Total</b>  | <b>2</b>   | <b>3</b>    | <b>1.5</b> | <b>4</b>    | <b>0</b> | <b>Total</b> | <b>3</b>  | <b>46</b>   | <b>15.3</b>  | <b>37</b> | <b>0</b>  |            |             |          |           |          |             |  |  |  |  |
| <b>SACKS</b>  |            |             |            |             |          |              |           |             |              |           | <b>SACKS</b>  |            |             |          |           |          |             |  |  |  |  |
| V. Rey 3-19, C. Dunlap 2-17                                       |            |             |            |             |          |              |           |             |              |           | E. Dumervil 3-21, D. Tyson 1-4, A. Jones 1-5,   |            |             |          |           |          |             |  |  |  |  |
| <b>TACKLES (TOP 3)</b>  |            |             |            |             |          |              |           |             |              |           | <b>TACKLES (TOP 3)</b>  |            |             |          |           |          |             |  |  |  |  |
| V. Rey 13 (8 solo), V. Burfict 12 (5 solo), M. Johnson 7 (2 solo) |            |             |            |             |          |              |           |             |              |           | J. Ihedigbo 9 (6 solo), D. Smith 9 (3 solo), J. Smith 5 (4 solo), L. Webb 5 (2 solo), C. Graham 5 (2 solo), H. Ngata 5 (1 solo) |            |             |          |           |          |             |  |  |  |  |



# GAME 10: BEARS 23, RAVENS 20 (OT)

Baltimore (4-6) • Chicago (6-4)

Sunday, November 17, 2013 • 12:02 PM CT • Soldier Field • Chicago  
Weather: 68°, Cloudy, Wind S 17 mph • Attendance: 62,367 • Time: 5:16



For the fourth time in six losses this season, the Ravens dropped a contest that was decided on the final series of the game. This time it was in Chicago, where the Bears handed Baltimore a 23-20 defeat in overtime. The Ravens tied the game in regulation at 20-20 when K Justin Tucker converted a 21-yard FG. Bears K Robbie Gould then won the battle with a 38-yard FG at the 8:41 mark of the extra period. The game was played in dramatic weather conditions that caused a nearly two-hour delay after just 10 minutes of the first quarter had been played. Powerful rain storms featuring wind gusts over 60 miles per hour and a tornado warning forced stadium officials to empty the seating bowl. At the time, the Ravens had built a 10-0 early lead by scoring on their first two possessions. On their first drive, which featured a 47-yard RB Ray Rice run, the Ravens grabbed a 7-0 advantage on a 1-yard Rice dash. Tucker then impressively drilled a 52-yard FG through the swirling winds before the game was delayed. At the 8:50 mark of the second quarter, Gould converted a 20-yard FG to make the score 10-3. On the next play from scrimmage, Chicago DE David Bass leaped high to steal a QB Joe Flacco pass and raced 24 yards to the end zone to tie the game at 10. The Ravens bounced right back with a 9-play, 80-yard scoring drive that ended with a 5-yard Flacco-to-WR Torrey Smith TD. Another Gould FG (46 yards) at the end of the second quarter had the Ravens leading 17-13 at the half. After a scoreless third, Chicago took a 20-17 lead with 10:33 left in regulation when RB Matt Forte scored a 14-yard TD on a pass from QB Josh McCown. Tucker's tying FG came with three seconds left in the fourth quarter. With the winds howling, passing was difficult with Flacco completing 17 of 31 for 162 yards and McCown also attempting 31, completing 19 for 216 yards. McCown was impressive in the OT, finding WR Alshon Jeffery and TE Martellus Bennett for 14 and 43 yards, respectively. Jeffery caught 7 passes for 83 yards. Rice rushed for a game-high 131 yards on 25 carries, his best outing thus far.

## BALTIMORE RAVENS (Head Coach: John Harbaugh)

### OFFENSE

|    |    |               |
|----|----|---------------|
| WR | 82 | T. Smith      |
| WR | 12 | J. Jones      |
| LT | 60 | E. Monroe     |
| LG | 68 | A. Shipley    |
| C  | 66 | G. Gradkowski |
| RG | 73 | M. Yanda      |
| RT | 74 | M. Oher       |
| TE | 84 | E. Dickson    |
| QB | 5  | J. Flacco     |
| WR | 17 | T. Doss       |
| RB | 27 | R. Rice       |

### DEFENSE

|      |    |             |
|------|----|-------------|
| DT   | 97 | A. Jones    |
| NT   | 62 | T. Cody     |
| DE   | 99 | C. Canty    |
| RUSH | 55 | T. Suggs    |
| WILL | 53 | J. McClain  |
| MIKE | 51 | D. Smith    |
| SAM  | 91 | C. Upshaw   |
| LCB  | 21 | L. Webb     |
| FS   | 26 | M. Elam     |
| SS   | 32 | J. Ihedigbo |
| RCB  | 22 | J. Smith    |

## CHICAGO BEARS (Head Coach: Marc Trestman)

### OFFENSE

|    |    |             |
|----|----|-------------|
| WR | 15 | B. Marshall |
| LT | 74 | J. Bushrod  |
| LG | 68 | M. Slauson  |
| C  | 63 | R. Garza    |
| RG | 75 | K. Long     |
| RT | 67 | J. Mills    |
| TE | 83 | M. Bennett  |
| WR | 17 | A. Jeffery  |
| QB | 12 | J. McCown   |
| RB | 22 | M. Forte    |
| TE | 62 | E. Britton  |

### DEFENSE

|     |    |              |
|-----|----|--------------|
| LE  | 98 | C. Wootton   |
| DT  | 97 | L. Cohen     |
| NT  | 90 | S. Paea      |
| RE  | 92 | J. Peppers   |
| MLB | 57 | J. Bostic    |
| SLB | 50 | Ja. Anderson |
| LCB | 26 | T. Jennings  |
| RCB | 38 | Z. Bowman    |
| SS  | 21 | M. Wright    |
| FS  | 47 | C. Conte     |
| CB  | 31 | I. Frey      |

## GAME SUMMARY

|           | 1  | 2  | 3 | 4 | OT | TOTAL | FIELD GOALS (MADE) & MISSED |
|-----------|----|----|---|---|----|-------|-----------------------------|
| BALTIMORE | 10 | 7  | 0 | 3 | 0  | 20    | J. Tucker (52, 21)          |
| CHICAGO   | 0  | 13 | 0 | 7 | 3  | 23    | R. Gould (20, 46, 38)       |

| TEAM   | QTR | TIME  | PLAY DESCRIPTION (extra point)                      | DRIVE       | SCORE |
|--------|-----|-------|---|-------------|-------|
| Ravens | 1   | 9:58  | R. Rice 1 yd. run (J. Tucker kick)                  | 6-66, 2:16  | 7-0   |
| Ravens | 1   | 4:51  | J. Tucker 52 yd. Field Goal                         | 8-38, 3:53  | 10-0  |
| Bears  | 2   | 8:50  | R. Gould 20 yd. Field Goal                          | 12-88, 4:33 | 10-3  |
| Bears  | 2   | 8:38  | D. Bass 24 yd. interception return (R. Gould kick)  |             | 10-10 |
| Ravens | 2   | 4:08  | T. Smith 5 yd. pass from J. Flacco (J. Tucker kick) | 9-80, 4:30  | 17-10 |
| Bears  | 2   | 0:00  | R. Gould 46 yd. Field Goal                          | 5-22, 1:00  | 17-13 |
| Bears  | 4   | 10:33 | M. Forte 14 yd. pass from J. McCown (R. Gould kick) | 11-83, 5:59 | 17-20 |
| Ravens | 4   | 0:03  | J. Tucker 21 yd. Field Goal                         | 15-81, 4:45 | 20-20 |
| Bears  | 5   | 8:41  | R. Gould 38 yd. Field Goal                          | 7-60, 3:38  | 20-23 |

**OFFICIALS** – Referee: Gene Steratore (114), **Umpire:** Bill Schuster (129), **Head Linesman:** Wayne Mackie (106), **Line Judge:** Jeff Seeman (45), **Side Judge:** Mike Weatherford (116), **Field Judge:** Bob Waggoner (25), **Back Judge:** Dino Paganelli (105)

## TEAM STATISTICS

|                               | RAVENS      | BEARS       |
|-------------------------------|-------------|-------------|
| First Downs                   | 23 (9-10-4) | 18 (5-10-3) |
| Third Downs                   | 8-18 (44%)  | 5-13 (38%)  |
| Fourth Downs                  | 1-2 (50%)   | 0-0 (0%)    |
| Total Net Yards               | 317         | 319         |
| Plays – Average               | 75-4.2      | 59-5.4      |
| Net Yds Rushing               | 174         | 104         |
| Rushes – Average              | 41-4.2      | 26-4.0      |
| Net Yards Passing             | 143         | 215         |
| Att. – Yds Lost – Gross Pass. | 3-19-162    | 2-1-216     |
| Passes Att. – Comp. – INT     | 31-17-2     | 31-19-0     |
| Red Zone                      | 2-3 (67%)   | 1-4 (25%)   |
| Goal-to-Go                    | 1-2 (50%)   | 0-1 (0%)    |
| Punts – Avg.                  | 4-44.3      | 6-38.7      |
| Penalties – Yards             | 5-46        | 13-111      |
| Fumbles – Lost                | 2-0         | 2-0         |
| Time of Possession            | 35:41       | 30:38       |

## INDIVIDUAL STATISTICS

| RAVENS                 |  |  |  |  |  |   |            |            |             |             | BEARS                |                        |  |  |  |  |           |   |             |            |            |             |               |    |
|------------------------|--|--|--|--|--|---|------------|------------|-------------|-------------|----------------------|------------------------|--|--|--|--|-----------|---|-------------|------------|------------|-------------|---------------|----|
| <b>RUSHING</b>         |  |  |  |  |  | ATT   | YDS        | AVG        | LG          | TD          | <b>RUSHING</b>       |                        |  |  |  |  | ATT       | YDS   | AVG         | LG         | TD         |             |               |    |
| R. Rice                |  |  |  |  |  | 25  | 131        | 5.2        | 47          | 1           | M. Forte             |                        |  |  |  |  | 18        | 83  | 4.6         | 20         | 0          |             |               |    |
| J. Flacco              |  |  |  |  |  | 4   | 20         | 5.0        | 11          | 0           | A. Jeffery           |                        |  |  |  |  | 3         | 17  | 5.7         | 11         | 0          |             |               |    |
| B. Pierce              |  |  |  |  |  | 10  | 18         | 1.8        | 8           | 0           | M. Bush              |                        |  |  |  |  | 3         | 5   | 1.7         | 5          | 0          |             |               |    |
| J. Jones               |  |  |  |  |  | 1   | 4          | 4.0        | 4           | 0           | J. McCown            |                        |  |  |  |  | 2         | -1  | -0.5        | 0          | 0          |             |               |    |
| V. Leach               |  |  |  |  |  | 1   | 1          | 1.0        | 1           | 0           | <b>Total</b>         |                        |  |  |  |  | <b>26</b> | <b>104</b>  | <b>4.0</b>  | <b>20</b>  | <b>0</b>   |             |               |    |
| <b>Total</b>           |  |  |  |  |  | <b>41</b>   | <b>174</b> | <b>4.2</b> | <b>47</b>   | <b>1</b>    | <b>PASSING</b>       |                        |  |  |  |  | ATT       | CMP   | YDS         | SK/YD      | TD         | LG          | IN            | RT |
| J. Flacco              |  |  |  |  |  | 31  | 17         | 162        | 3/19        | 1 17        | 2 53.4               | J. McCown              |  |  |  |  |           | 31  | 19          | 216        | 2/1        | 1 43        | 0 92.9        |    |
| <b>Total</b>           |  |  |  |  |  | <b>31</b>   | <b>17</b>  | <b>162</b> | <b>3/19</b> | <b>1 17</b> | <b>2 53.4</b>        | <b>Total</b>           |  |  |  |  |           | <b>31</b>   | <b>19</b>   | <b>216</b> | <b>2/1</b> | <b>1 43</b> | <b>0 92.9</b> |    |
| <b>RECEIVING</b>       |  |  |  |  |  | REC   | YDS        | AVG        | LG          | TD          | <b>RECEIVING</b>     |                        |  |  |  |  | REC       | YDS   | AVG         | LG         | TD         |             |               |    |
| T. Smith               |  |  |  |  |  | 5   | 32         | 6.4        | 13          | 1           | A. Jeffery           |                        |  |  |  |  | 7         | 83  | 11.9        | 18         | 0          |             |               |    |
| T. Doss                |  |  |  |  |  | 3   | 37         | 12.3       | 16          | 0           | M. Forte             |                        |  |  |  |  | 5         | 42  | 8.4         | 14         | 1          |             |               |    |
| R. Rice                |  |  |  |  |  | 3   | 17         | 5.7        | 12          | 0           | B. Marshall          |                        |  |  |  |  | 4         | 42  | 10.5        | 16         | 0          |             |               |    |
| D. Clark               |  |  |  |  |  | 2   | 31         | 15.5       | 17          | 0           | M. Bennett           |                        |  |  |  |  | 2         | 48  | 24.0        | 43         | 0          |             |               |    |
| J. Jones               |  |  |  |  |  | 2   | 18         | 9.0        | 9           | 0           | E. Bennett           |                        |  |  |  |  | 1         | 1   | 1.0         | 1          | 0          |             |               |    |
| E. Dickson             |  |  |  |  |  | 1   | 16         | 16.0       | 16          | 0           | <b>Total</b>         |                        |  |  |  |  | <b>19</b> | <b>216</b>  | <b>11.4</b> | <b>43</b>  | <b>1</b>   |             |               |    |
| D. Thompson            |  |  |  |  |  | 1   | 11         | 11.0       | 11          | 0           | <b>INTERCEPTIONS</b> |                        |  |  |  |  | NO        | YDS   | AVG         | LG         | TD         |             |               |    |
| <b>Total</b>           |  |  |  |  |  | <b>17</b>   | <b>162</b> | <b>9.5</b> | <b>17</b>   | <b>1</b>    | D. Bass              |                        |  |  |  |  | 1         | 24  | 24.0        | 24         | 1          |             |               |    |
| <b>INTERCEPTIONS</b>   |  |  |  |  |  | NO  | YDS        | AVG        | LG          | TD          | J. Bostic            |                        |  |  |  |  | 1         | 0   | 0.0         | 0          | 0          |             |               |    |
| <b>Total</b>           |  |  |  |  |  | <b>0</b>  | <b>0</b>   | <b>0</b>   | <b>0</b>    | <b>0</b>    | <b>Total</b>         |                        |  |  |  |  | <b>2</b>  | <b>24</b>   | <b>12.0</b> | <b>24</b>  | <b>1</b>   |             |               |    |
| <b>SACKS</b>           |  |  |  |  |  | D. Tyson 1-1, C. Graham 1-0   |            |            |             |             |                      | <b>SACKS</b>           |  |  |  |  |           | J. Peppers 2-12, C. Ozoegwu 1-7                                       |             |            |            |             |               |    |
| <b>TACKLES (TOP 3)</b> |  |  |  |  |  | C. Graham 8 (8 solo), J. Ihedigbo 6 (5 solo), D. Smith 6 (4 solo), M. Elam 5 (4 solo) |            |            |             |             |                      | <b>TACKLES (TOP 3)</b> |  |  |  |  |           | J. Peppers 11 (8 solo), Z. Bowman 9 (9 solo), Ja. Anderson 8 (7 solo) |             |            |            |             |               |    |






# GAME 11: RAVENS 19, JETS 3

Baltimore (5-6) • New York (5-6)

Sunday, November 24, 2013 • 1:02 PM ET • M&T Bank Stadium • Baltimore

Weather: 33°, Partly Cloudy, Windy, Wind NW 26 mph • Attendance: 71,148 • Time: 2:54



On a cold and windy day with gusts over 30 miles per hour, the Ravens found a way to beat the Jets, 19-3, at M&T Bank Stadium. K Justin Tucker converted all 4 of his field goal attempts, including blasting a 53-yarder through the swirling winds in the third quarter. The Ravens' defense was outstanding, getting 3 take-aways, including a pair of interceptions by CB Corey Graham off Jets rookie QB Geno Smith. OLB Terrell Suggs added a fumble recovery on a botched snap. The Jets were limited to just one third-down conversion in 12 attempts while being held to 118 passing yards (220 total net yards). Twenty-nine of New York's passing yards came on the game's last series in the final minute of play. It marked the seventh time this season when the Ravens' defense allowed one or no touchdowns. New York's lone scoring drive came on its second possession of the game when K Nick Folk completed a nine-play, 55-yard series with a 27-yard FG. Tucker then hit 3-consecutive FGs before the end of the second quarter to give Baltimore a 9-3 halftime lead. Tucker's 53-yarder made it 12-3 in the third period, which ended with QB Joe Flacco's throw that cut through the wind and landed into WR Jacoby Jones' hands for a 66-yard touchdown. Flacco completed 17 of 26 passes for 273 yards with 1 TD and 1 INT for a 97.1 QB rating. Jones caught 4 passes for 103 yards, adding 108 more yards on five punt returns and 38 more on two KORs. TE Ed Dickson and TE Dallas Clark each caught 3 balls for 55 and 24 yards, respectively. The Jets' Smith was limited to nine completions on 22 attempts for only 127 yards. The Ravens improved to 8-1 all time against the New York Jets, producing their eighth-consecutive win (a streak that dates back to 1998). Baltimore is now 5-0 vs. the Jets in games played in Baltimore.

## NEW YORK JETS (Head Coach: Rex Ryan)

| OFFENSE |               | DEFENSE |               |
|---------|---------------|---------|---------------|
| WR 84   | S. Hill       | END 96  | M. Wilkerson  |
| LT 60   | D. Ferguson   | NT 94   | D. Harrison   |
| LG 67   | B. Winters    | T 91    | S. Richardson |
| C 74    | N. Mangold    | OLB 98  | Q. Coples     |
| RG 66   | W. Colon      | WILL 56 | D. Davis      |
| RT 77   | A. Howard     | MIKE 52 | D. Harris     |
| TE 87   | J. Cumberland | OLB 97  | C. Pace       |
| WR 10   | S. Holmes     | CB 27   | D. Milliner   |
| QB 7    | G. Smith      | CB 31   | A. Cromartie  |
| FB 40   | T. Bohanon    | S 22    | E. Reed       |
| RB 29   | B. Powell     | S 26    | D. Landry     |

## BALTIMORE RAVENS (Head Coach: John Harbaugh)

| OFFENSE |               | DEFENSE |             |
|---------|---------------|---------|-------------|
| WR 82   | T. Smith      | DT 97   | A. Jones    |
| WR 12   | J. Jones      | NT 92   | H. Ngata    |
| LT 60   | E. Monroe     | DE 99   | C. Canty    |
| LG 68   | A. Shipley    | RUSH 55 | T. Suggs    |
| C 66    | G. Gradkowski | WILL 53 | J. McClain  |
| RG 73   | M. Yanda      | MIKE 51 | D. Smith    |
| RT 74   | M. Oher       | SAM 91  | C. Upshaw   |
| TE 84   | E. Dickson    | LCB 21  | L. Webb     |
| QB 5    | J. Flacco     | FS 26   | M. Elam     |
| WR 14   | M. Brown      | SS 32   | J. Ihedigbo |
| RB 27   | R. Rice       | RCB 22  | J. Smith    |

## GAME SUMMARY

|           | 1 | 2 | 3  | 4 | OT | TOTAL | FIELD GOALS (MADE) & MISSED |
|-----------|---|---|----|---|----|-------|-----------------------------|
| NEW YORK  | 3 | 0 | 0  | 0 | -  | 3     | N. Folk (27)                |
| BALTIMORE | 3 | 6 | 10 | 0 | -  | 19    | J. Tucker (30, 26, 33, 53)  |

| TEAM   | QTR | TIME  | PLAY DESCRIPTION (extra point)                       | DRIVE        | SCORE |
|--------|-----|-------|--|--------------|-------|
| Jets   | 1   | 6:52  | N. Folk 27 yd. Field Goal                            | 9-55, 3:53   | 3-0   |
| Ravens | 1   | 1:59  | J. Tucker 30 yd. Field Goal                          | 11-63, 4:53  | 3-3   |
| Ravens | 2   | 10:15 | J. Tucker 26 yd. Field Goal                          | 10-84, 4:30  | 3-6   |
| Ravens | 2   | 1:56  | J. Tucker 33 yd. Field Goal                          | 9-45, 4:36   | 3-9   |
| Ravens | 3   | 10:01 | J. Tucker 53 yd. Field Goal                          | 4-(-2), 1:16 | 3-12  |
| Ravens | 3   | 0:05  | J. Jones 66 yd. pass from J. Flacco (J. Tucker kick) | 3-88, 1:28   | 3-19  |

**OFFICIALS** – Referee: Jeff Triplette (42), Umpire: Butch Hannah (40), Head Linesman: Phil McKinnely (110), Line Judge: Jeff Bergman (32), Side Judge: Dave Wyant (16), Field Judge: Barry Anderson (20), Back Judge: Steve Freeman (133)

## TEAM STATISTICS

|                               | JETS       | RAVENS     |
|-------------------------------|------------|------------|
| First Downs                   | 12 (4-8-0) | 15 (5-9-1) |
| Third Downs                   | 1-12 (8%)  | 3-13 (23%) |
| Fourth Downs                  | 0-0 (0%)   | 0-0 (0%)   |
| Total Net Yards               | 220        | 312        |
| Plays – Average               | 55-4.0     | 62-5.0     |
| Net Yds Rushing               | 102        | 67         |
| Rushes – Average              | 28-3.6     | 31-2.2     |
| Net Yards Passing             | 118        | 245        |
| Att. – Yds Lost – Gross Pass. | 3-22-140   | 4-28-273   |
| Passes Att. – Comp. – INT     | 24-10-2    | 27-17-1    |
| Red Zone                      | 0-1 (0%)   | 0-4 (0%)   |
| Goal-to-Go                    | 0-1 (0%)   | 0-1 (0%)   |
| Punts – Avg.                  | 8-51.4     | 6-45.5     |
| Penalties – Yards             | 6-56       | 5-41       |
| Fumbles – Lost                | 1-1        | 0-0        |
| Time of Possession            | 25:55      | 34:05      |

## INDIVIDUAL STATISTICS

| JETS                   |  |  |  |  |  |  |            |             |             |          | RAVENS               |                        |             |              |  |  |           |   |             |           |           |            |             |          |           |          |             |
|------------------------|--|--|--|--|--|--|------------|-------------|-------------|----------|----------------------|------------------------|-------------|--------------|--|--|-----------|---|-------------|-----------|-----------|------------|-------------|----------|-----------|----------|-------------|
| <b>RUSHING</b>         |  |  |  |  |  | ATT  | YDS        | AVG         | LG          | TD       | <b>RUSHING</b>       |                        |             |              |  |  | ATT       | YDS   | AVG         | LG        | TD        |            |             |          |           |          |             |
| B. Powell              |  |  |  |  |  | 11   | 41         | 3.7         | 17          | 0        | R. Rice              |                        |             |              |  |  | 16        | 30  | 1.9         | 7         | 0         |            |             |          |           |          |             |
| C. Ivory               |  |  |  |  |  | 9  | 35         | 3.9         | 17          | 0        | B. Pierce            |                        |             |              |  |  | 11        | 30  | 2.7         | 10        | 0         |            |             |          |           |          |             |
| J. Cribbs              |  |  |  |  |  | 5  | 20         | 4.0         | 7           | 0        | T. Taylor            |                        |             |              |  |  | 4         | 7   | 1.8         | 17        | 0         |            |             |          |           |          |             |
| G. Smith               |  |  |  |  |  | 3  | 6          | 2.0         | 5           | 0        | <b>Total</b>         |                        |             |              |  |  | <b>31</b> | <b>67</b>   | <b>2.2</b>  | <b>17</b> | <b>0</b>  |            |             |          |           |          |             |
| <b>Total</b>           |  |  |  |  |  | <b>28</b>  | <b>102</b> | <b>3.6</b>  | <b>17</b>   | <b>0</b> | <b>PASSING</b>       |                        |             |              |  |  | ATT       | CMP   | YDS         | SK/YD     | TD        | LG         | IN          | RT       |           |          |             |
| G. Smith               |  |  |  |  |  | 22   | 9          | 127         | 3/22        | 0        | 30                   | 2                      | 22.3        | J. Flacco    |  |  |           |   |             | 26        | 17        | 273        | 4/28        | 1        | 66        | 1        | 97.1        |
| J. Cribbs              |  |  |  |  |  | 2  | 1          | 13          | 0/0         | 0        | 13                   | 0                      | 70.8        | T. Taylor    |  |  |           |   |             | 1         | 0         | 0          | 0/0         | 0        | 0         | 0        | 39.6        |
| <b>Total</b>           |  |  |  |  |  | <b>24</b>  | <b>10</b>  | <b>140</b>  | <b>3/22</b> | <b>0</b> | <b>30</b>            | <b>2</b>               | <b>26.4</b> | <b>Total</b> |  |  |           |   |             | <b>27</b> | <b>17</b> | <b>273</b> | <b>4/28</b> | <b>1</b> | <b>66</b> | <b>1</b> | <b>93.6</b> |
| <b>RECEIVING</b>       |  |  |  |  |  | REC  | YDS        | AVG         | LG          | TD       | <b>RECEIVING</b>     |                        |             |              |  |  | REC       | YDS   | AVG         | LG        | TD        |            |             |          |           |          |             |
| B. Powell              |  |  |  |  |  | 3  | 24         | 8.0         | 11          | 0        | J. Jones             |                        |             |              |  |  | 4         | 103   | 25.8        | 66        | 1         |            |             |          |           |          |             |
| G. Salas               |  |  |  |  |  | 2  | 48         | 24.0        | 30          | 0        | E. Dickson           |                        |             |              |  |  | 3         | 55  | 18.3        | 27        | 0         |            |             |          |           |          |             |
| K. Winslow             |  |  |  |  |  | 2  | 34         | 17.0        | 19          | 0        | D. Clark             |                        |             |              |  |  | 3         | 24  | 8.0         | 12        | 0         |            |             |          |           |          |             |
| G. Smith               |  |  |  |  |  | 1  | 13         | 13.0        | 13          | 0        | T. Smith             |                        |             |              |  |  | 2         | 74  | 37.0        | 60        | 0         |            |             |          |           |          |             |
| S. Holmes              |  |  |  |  |  | 1  | 12         | 12.0        | 12          | 0        | B. Stokley           |                        |             |              |  |  | 1         | 7   | 7.0         | 7         | 0         |            |             |          |           |          |             |
| J. Cumberland          |  |  |  |  |  | 1  | 9          | 9.0         | 9           | 0        | V. Leach             |                        |             |              |  |  | 1         | 6   | 6.0         | 6         | 0         |            |             |          |           |          |             |
| <b>Total</b>           |  |  |  |  |  | <b>10</b>  | <b>140</b> | <b>14.0</b> | <b>30</b>   | <b>0</b> | <b>Total</b>         |                        |             |              |  |  | <b>17</b> | <b>273</b>  | <b>16.1</b> | <b>66</b> | <b>1</b>  |            |             |          |           |          |             |
| <b>INTERCEPTIONS</b>   |  |  |  |  |  | NO   | YDS        | AVG         | LG          | TD       | <b>INTERCEPTIONS</b> |                        |             |              |  |  | NO        | YDS   | AVG         | LG        | TD        |            |             |          |           |          |             |
| A. Cromartie           |  |  |  |  |  | 1  | 20         | 20.0        | 20          | 0        | C. Graham            |                        |             |              |  |  | 2         | 0   | 0.0         | 0         | 0         |            |             |          |           |          |             |
| <b>Total</b>           |  |  |  |  |  | <b>1</b>   | <b>20</b>  | <b>20.0</b> | <b>20</b>   | <b>0</b> | <b>Total</b>         |                        |             |              |  |  | <b>2</b>  | <b>0</b>  | <b>0.0</b>  | <b>0</b>  | <b>0</b>  |            |             |          |           |          |             |
| <b>SACKS</b>           |  |  |  |  |  | M. Wilkerson 2-12, C. Pace 1-8, S. Richardson 1-8  |            |             |             |          |                      | <b>SACKS</b>           |             |              |  |  |           | E. Dumervil 1-8, P. McPhee 1-7, D. Smith 1-7  |             |           |           |            |             |          |           |          |             |
| <b>TACKLES (TOP 3)</b> |  |  |  |  |  | S. Richardson 9 (6 solo), D. Davis 8 (5 solo), D. Harris 8 (5 solo), M. Wilkerson 6 (5 solo) |            |             |             |          |                      | <b>TACKLES (TOP 3)</b> |             |              |  |  |           | L. Webb 6 (6 solo), M. Elam 5 (4 solo), P. McPhee 4 (3 solo), J. Ihedigbo 4 (2 solo), J. McClain 4 (1 solo) |             |           |           |            |             |          |           |          |             |



# GAME 12: RAVENS 22, STEELERS 20

Baltimore (6-6) · Pittsburgh (5-7)

Thursday, November 28, 2013 · 8:30 PM ET · M&T Bank Stadium · Baltimore  
Weather: 37°, Clear, Wind WSW 2 mph · Attendance: 71,005 · Time: 3:07



In what has become typical of contests between the Ravens and Steelers, this one came down to the final plays of the game. Baltimore won, 22-20, on Thanksgiving night at M&T Bank Stadium when its defense stopped Pittsburgh's attempt to tie the game on a 2-point conversion with 1:06 left in regulation. The Steelers earned the chance to tie the game when QB Ben Roethlisberger hit WR Jerricho Cotchery with a 1-yard TD throw. Big Ben then threw to WR Emmanuel Sanders for the tying conversion, but CB Chykie Brown broke up the play. The Ravens moved the ball well throughout the game, but scored just 1 TD while K Justin Tucker hit a career-high 5 FGs, including 3 over 40 yards. (Baltimore punted just once in the contest.) The Ravens' defense shut out the Steelers in the first half, taking a 10-0 lead into the intermission. On Baltimore's first possession of the game, QB Joe Flacco led an eight-play, 71-yard TD drive that ended when Flacco hit WR Torrey Smith with a 7-yard scoring strike. The key play of the drive came on a 54-yard, Flacco-to-Smith connection. Tucker then hit a 43-yard FG in the second quarter and made the score 13-0 in the third quarter with a 34-yard FG before the Steelers got on the scoreboard with a Roethlisberger 8-yard TD toss to Sanders. The Ravens responded with back-to-back FG drives with Tucker hitting from 38 and 45 yards to give the Ravens a 19-7 lead early in the fourth quarter. The Steelers came right back with a 10-play series that ended with RB LeVeon Bell's 1-yard TD plunge to make the score 19-14. Tucker responded once again, this time from 48 yards, to make the margin 8 at 22-14. With the Steelers' final TD making it a 2-point Ravens' win, it marked the 10th time in the last 12 games played between these rivals that the contest was decided by 3 points or less. (That includes nine of the last 10 and five straight.) There were no turnovers in the game.

## PITTSBURGH STEELERS (Head Coach: Mike Tomlin)

| OFFENSE |                   | DEFENSE |             |
|---------|-------------------|---------|-------------|
| WR 89   | J. Cotchery       | DE 97   | C. Heyward  |
| LT 68   | K. Beachum        | NT 65   | A. Woods    |
| LG 73   | R. Foster         | DE 99   | B. Keisel   |
| C 61    | F. Velasco        | LOLB 95 | J. Jones    |
| RG 66   | D. DeCastro       | LILB 98 | V. Williams |
| RT 77   | M. Gilbert        | RILB 94 | L. Timmons  |
| TE 83   | H. Miller         | ROLB 93 | J. Worilds  |
| TE 76   | M. Adams          | LCB 22  | W. Gay      |
| QB 7    | B. Roethlisberger | FS 25   | R. Clark    |
| FB 46   | W. Johnson        | SS 43   | T. Polamalu |
| RB 26   | L. Bell           | RCB 24  | I. Taylor   |

## BALTIMORE RAVENS (Head Coach: John Harbaugh)

| OFFENSE |               | DEFENSE |             |
|---------|---------------|---------|-------------|
| WR 82   | T. Smith      | DT 97   | A. Jones    |
| WR 12   | J. Jones      | NT 92   | H. Ngata    |
| LT 60   | E. Monroe     | DE 99   | C. Canty    |
| LG 68   | A. Shipley    | RUSH 55 | T. Suggs    |
| C 66    | G. Gradkowski | WILL 53 | J. McClain  |
| RG 73   | M. Yanda      | MIKE 51 | D. Smith    |
| RT 74   | M. Oher       | SAM 91  | C. Upshaw   |
| TE 84   | E. Dickson    | LCB 21  | L. Webb     |
| QB 5    | J. Flacco     | FS 26   | M. Elam     |
| FB 44   | V. Leach      | SS 32   | J. Ihedigbo |
| RB 27   | R. Rice       | RCB 22  | J. Smith    |

## GAME SUMMARY

|            | 1 | 2 | 3 | 4  | OT | TOTAL | FIELD GOALS (MADE) & MISSED    |
|------------|---|---|---|----|----|-------|--------------------------------|
| PITTSBURGH | 0 | 0 | 7 | 13 | -  | 20    | S. Suisham None                |
| BALTIMORE  | 7 | 3 | 6 | 6  | -  | 22    | J. Tucker (43, 34, 38, 45, 48) |

| TEAM     | QTR | TIME  | PLAY DESCRIPTION (extra point)                                 | DRIVE       | SCORE |
|----------|-----|-------|--|-------------|-------|
| Ravens   | 1   | 9:18  | T. Smith 7 yd. pass from J. Flacco (J. Tucker kick)            | 8-71, 3:06  | 0-7   |
| Ravens   | 2   | 3:01  | J. Tucker kick 43 yd. Field Goal                               | 9-31, 4:18  | 0-10  |
| Ravens   | 3   | 9:21  | J. Tucker kick 34 yd. Field Goal                               | 13-52, 5:39 | 0-13  |
| Steelers | 3   | 6:26  | E. Sanders 8 yd. pass from B. Roethlisberger (S. Suisham kick) | 7-80, 2:55  | 7-13  |
| Ravens   | 3   | 3:49  | J. Tucker kick 38 yd. Field Goal                               | 5-7, 2:37   | 7-16  |
| Ravens   | 4   | 13:59 | J. Tucker kick 45 yd. Field Goal                               | 7-37, 3:00  | 7-19  |
| Steelers | 4   | 9:32  | L. Bell 1 yd. run (S. Suisham kick)                            | 10-60, 4:27 | 14-19 |
| Ravens   | 4   | 5:37  | J. Tucker kick 48 yd. Field Goal                               | 7-36, 3:55  | 14-22 |
| Steelers | 4   | 1:03  | J. Cotchery 1 yd. pass from B. Roethlisberger (pass failed)    | 13-79, 4:34 | 20-22 |

**OFFICIALS** – Referee: Clete Blakeman (34), Umpire: Garth DeFelixe (53), Head Linesman: Tony Veteri (36), Line Judge: Ron Marinucci (107), Side Judge: Greg Meyer (78), Field Judge: David Meslow (118), Back Judge: Terrence Miles (111)

## TEAM STATISTICS

|                               | STEELERS    | RAVENS      |
|-------------------------------|-------------|-------------|
| First Downs                   | 22 (5-15-2) | 16 (4-11-1) |
| Third Downs                   | 7-13 (54%)  | 10-17 (59%) |
| Fourth Downs                  | 1-2 (50%)   | 0-0 (0%)    |
| Total Net Yards               | 329         | 311         |
| Plays – Average               | 62-5.3      | 62-5.0      |
| Net Yds Rushing               | 72          | 74          |
| Rushes – Average              | 18-4.0      | 25-3.0      |
| Net Yards Passing             | 257         | 237         |
| Att. – Yds Lost – Gross Pass. | 0-0-257     | 2-14-251    |
| Passes Att. – Comp. – INT     | 44-28-0     | 35-24-0     |
| Red Zone                      | 3-3 (100%)  | 1-4 (25%)   |
| Goal-to-Go                    | 3-3 (100%)  | 1-1 (100%)  |
| Punts – Avg.                  | 4-43.5      | 1-26.0      |
| Penalties – Yards             | 4-51        | 9-55        |
| Fumbles – Lost                | 0-0         | 1-0         |
| Time of Possession            | 30:04       | 29:56       |

## INDIVIDUAL STATISTICS

| STEELERS               |  |  |  |  |  |  |            |            |            |          | RAVENS               |                        |             |                |  |  |           |   |             |           |           |            |             |          |           |          |             |
|------------------------|--|--|--|--|--|--|------------|------------|------------|----------|----------------------|------------------------|-------------|----------------|--|--|-----------|---|-------------|-----------|-----------|------------|-------------|----------|-----------|----------|-------------|
| <b>RUSHING</b>         |  |  |  |  |  | ATT  | YDS        | AVG        | LG         | TD       | <b>RUSHING</b>       |                        |             |                |  |  | ATT       | YDS   | AVG         | LG        | TD        |            |             |          |           |          |             |
| L. Bell                |  |  |  |  |  | 16   | 73         | 4.6        | 43         | 1        | B. Pierce            |                        |             |                |  |  | 9         | 35  | 3.9         | 12        | 0         |            |             |          |           |          |             |
| B. Roethlisberger      |  |  |  |  |  | 1  | 11         | 11.0       | 11         | 0        | R. Rice              |                        |             |                |  |  | 12        | 32  | 2.7         | 9         | 0         |            |             |          |           |          |             |
| S. Suisham             |  |  |  |  |  | 1  | -12        | -12.0      | -12        | 0        | J. Flacco            |                        |             |                |  |  | 4         | 7   | 1.8         | 9         | 0         |            |             |          |           |          |             |
| <b>Total</b>           |  |  |  |  |  | <b>18</b>  | <b>72</b>  | <b>4.0</b> | <b>43</b>  | <b>1</b> | <b>Total</b>         |                        |             |                |  |  | <b>25</b> | <b>74</b>   | <b>3.0</b>  | <b>12</b> | <b>0</b>  |            |             |          |           |          |             |
| <b>PASSING</b>         |  |  |  |  |  | ATT  | CMP        | YDS        | SK/YD      | TD       | LG                   | IN                     | RT          | <b>PASSING</b> |  |  |           |   |             | ATT       | CMP       | YDS        | SK/YD       | TD       | LG        | IN       | RT          |
| B. Roethlisberger      |  |  |  |  |  | 44   | 28         | 257        | 0/0        | 2        | 29                   | 0                      | 94.6        | J. Flacco      |  |  |           |   |             | 35        | 24        | 251        | 2/14        | 1        | 54        | 0        | 98.6        |
| <b>Total</b>           |  |  |  |  |  | <b>44</b>  | <b>28</b>  | <b>257</b> | <b>0/0</b> | <b>2</b> | <b>29</b>            | <b>0</b>               | <b>94.6</b> | <b>Total</b>   |  |  |           |   |             | <b>35</b> | <b>24</b> | <b>251</b> | <b>2/14</b> | <b>1</b> | <b>54</b> | <b>0</b> | <b>98.6</b> |
| <b>RECEIVING</b>       |  |  |  |  |  | REC  | YDS        | AVG        | LG         | TD       | <b>RECEIVING</b>     |                        |             |                |  |  | REC       | YDS   | AVG         | LG        | TD        |            |             |          |           |          |             |
| H. Miller              |  |  |  |  |  | 8  | 86         | 10.8       | 21         | 0        | T. Smith             |                        |             |                |  |  | 6         | 93  | 15.5        | 54        | 1         |            |             |          |           |          |             |
| L. Bell                |  |  |  |  |  | 7  | 63         | 9.0        | 29         | 0        | R. Rice              |                        |             |                |  |  | 6         | 38  | 6.3         | 22        | 0         |            |             |          |           |          |             |
| E. Sanders             |  |  |  |  |  | 6  | 43         | 7.2        | 15         | 1        | J. Jones             |                        |             |                |  |  | 4         | 53  | 13.3        | 34        | 0         |            |             |          |           |          |             |
| A. Brown               |  |  |  |  |  | 5  | 59         | 11.8       | 19         | 0        | B. Pierce            |                        |             |                |  |  | 3         | 4   | 1.3         | 2         | 0         |            |             |          |           |          |             |
| J. Cotchery            |  |  |  |  |  | 2  | 6          | 3.0        | 5          | 1        | B. Stokley           |                        |             |                |  |  | 2         | 27  | 13.5        | 18        | 0         |            |             |          |           |          |             |
| <b>Total</b>           |  |  |  |  |  | <b>28</b>  | <b>257</b> | <b>9.2</b> | <b>29</b>  | <b>2</b> | <b>Total</b>         |                        |             |                |  |  | <b>24</b> | <b>251</b>  | <b>10.5</b> | <b>54</b> | <b>1</b>  |            |             |          |           |          |             |
| <b>INTERCEPTIONS</b>   |  |  |  |  |  | NO   | YDS        | AVG        | LG         | TD       | <b>INTERCEPTIONS</b> |                        |             |                |  |  | NO        | YDS   | AVG         | LG        | TD        |            |             |          |           |          |             |
| <b>Total</b>           |  |  |  |  |  | <b>0</b>   | <b>0</b>   | <b>0</b>   | <b>0</b>   | <b>0</b> | <b>Total</b>         |                        |             |                |  |  | <b>0</b>  | <b>0</b>  | <b>0.0</b>  | <b>0</b>  | <b>0</b>  |            |             |          |           |          |             |
| <b>SACKS</b>           |  |  |  |  |  | J. Worilds 2-14  |            |            |            |          |                      | <b>SACKS</b>           |             |                |  |  |           | None  |             |           |           |            |             |          |           |          |             |
| <b>TACKLES (TOP 3)</b> |  |  |  |  |  | J. Worilds 10 (6 solo), J. Timmons 8 (5 solo), C. Heyward 7 (2 solo) |            |            |            |          |                      | <b>TACKLES (TOP 3)</b> |             |                |  |  |           | J. Ihedigbo 10 (4 solo), C. Graham 8 (3 solo), D. Smith 6 (3 solo), J. Bynes 6 (3 solo) |             |           |           |            |             |          |           |          |             |



# GAME 13: RAVENS 29, VIKINGS 26

Baltimore (7-6) • Minnesota (3-9-1)

Sunday, December 8, 2013 • 1:03 PM ET • M&T Bank Stadium • Baltimore  
Weather: 33°, Snow, Wind NE 7 mph • Attendance: 70,921 • Time: 3:24



In a remarkable game that set NFL records for the most points scored (36) in the last 2:05 of a game and most lead changes (6) in a fourth quarter, the Ravens found a way to beat the Vikings, 29-26. In 121 seconds late in the contest, 36 points were scored, including the winning touchdown by Baltimore with 4 seconds left in the game. That score came when Joe Flacco, who led the game-winning, 5-play, 80-yard drive, hit rookie WR Marlon Brown with a 9-yard TD strike in the back of the end zone. This wild battle started with a first-half, near-blizzard snowfall that made it difficult for QBs to find receivers beyond the line of scrimmage. By the end of the game, it was raining ice pellets. Throughout the contest, plows and workers with shovels attempted to clear snow from the field. Baltimore took a 7-0, first-quarter lead when Flacco hit TE Ed Dickson with a 1-yard TD dart. A pair of Vikings K Blair Walsh field goals in the second (39 yards) and third (40 yards) quarters made the score 7-6 entering the final period. A Matt Cassel 8-yard scoring strike to WR Jerome Simpson gave the Vikings a 12-7 advantage early in the fourth. When Flacco threw a 1-yard TD dart to TE Dennis Pitta, who was playing for the first time in 2013, with 2:05 left in the game, the Ravens mounted a 15-12 advantage. (Flacco found WR Torrey Smith for the 2-point conversion.) That was just the start of one of the wildest 121 seconds in NFL history. Minnesota came right back with a 2-play, 68-yard series that ended with RB Toby Gerhart's 41-yard TD run to give the Vikes a 19-15 lead with 1:27 showing on the clock. Not to be outdone, WR/RS Jacoby Jones returned the ensuing kickoff 77 yards for a TD and a 22-19 Ravens' lead. The Vikings bounced right back and scored on a 79-yard Cassel-to-WR Cordarrelle Patterson screen pass that stunned the Ravens and the home crowd. Trailing 26-22 with 45 seconds remaining, Flacco led the game-winning TD drive that ended with 4 seconds left in this wild confrontation. Flacco completed 28 of 50 passes for 245 yards with 3 TDs and 3 INTs in the difficult conditions. Brown caught 7 for 92 (both career highs), while RB Ray Rice rushed for 67 yards on 17 carries and added 5 catches for 42 more. Patterson was impressive with 5 receptions for 141 yards. Gerhart ran for 89 yards on 15 rushes, after starting RB Adrian Peterson left the game with a foot injury.

## MINNESOTA VIKINGS (Head Coach: Leslie Frazier)

| OFFENSE |    |              | DEFENSE |    |             |
|---------|----|--------------|---------|----|-------------|
| WR      | 84 | C. Patterson | LDE     | 96 | B. Robison  |
| LT      | 75 | M. Kalil     | NT      | 98 | L. Guion    |
| LG      | 74 | C. Johnson   | UT      | 93 | K. Williams |
| C       | 65 | J. Sullivan  | RDE     | 69 | J. Allen    |
| RG      | 63 | B. Fusco     | SLB     | 52 | C. Greenway |
| RT      | 71 | P. Loadholt  | MLB     | 57 | A. Cole     |
| TE      | 89 | J. Carlson   | LCB     | 29 | X. Rhodes   |
| WR      | 15 | G. Jennings  | RCB     | 20 | C. Cook     |
| QB      | 16 | M. Cassel    | FS      | 33 | J. Sanford  |
| FB      | 42 | J. Felton    | FS      | 34 | A. Sendejo  |
| HB      | 28 | A. Peterson  | DB      | 36 | R. Blanton  |

## BALTIMORE RAVENS (Head Coach: John Harbaugh)

| OFFENSE |    |               | DEFENSE |    |             |
|---------|----|---------------|---------|----|-------------|
| WR      | 82 | T. Smith      | DT      | 97 | A. Jones    |
| WR      | 12 | J. Jones      | NT      | 92 | H. Ngata    |
| LT      | 60 | E. Monroe     | DE      | 99 | C. Canty    |
| LG      | 68 | A. Shipley    | RUSH    | 55 | T. Suggs    |
| C       | 66 | G. Gradkowski | WILL    | 53 | J. McClain  |
| RG      | 73 | M. Yanda      | MIKE    | 51 | D. Smith    |
| RT      | 74 | M. Oher       | SAM     | 91 | C. Upshaw   |
| TE      | 84 | E. Dickson    | LCB     | 21 | L. Webb     |
| QB      | 5  | J. Flacco     | FS      | 26 | M. Elam     |
| WR      | 14 | M. Brown      | SS      | 32 | J. Ihedigbo |
| RB      | 27 | R. Rice       | RCB     | 22 | J. Smith    |

## GAME SUMMARY

|           | 1 | 2 | 3 | 4  | OT | TOTAL | FIELD GOALS (MADE) & MISSED |
|-----------|---|---|---|----|----|-------|-----------------------------|
| MINNESOTA | 0 | 3 | 3 | 20 | -  | 26    | B. Walsh (39, 40)           |
| BALTIMORE | 7 | 0 | 0 | 22 | -  | 29    | J. Tucker None              |

| TEAM    | QTR | TIME  | PLAY DESCRIPTION (extra point)                               | DRIVE       | SCORE |
|---------|-----|-------|--|-------------|-------|
| Ravens  | 1   | 4:14  | E. Dickson 1 yd. pass from J. Flacco (J. Tucker kick)        | 4:25, 2:15  | 0-7   |
| Vikings | 2   | 4:28  | B. Walsh 39 yd. Field Goal                                   | 11-45, 5:42 | 3-7   |
| Vikings | 3   | 12:02 | B. Walsh 40 yd. Field Goal                                   | 8-38, 2:58  | 6-7   |
| Vikings | 4   | 14:22 | J. Simpson 8 yd. pass from M. Cassel (pass failed)           | 5-33, 1:40  | 12-7  |
| Ravens  | 4   | 2:05  | D. Pitta 1 yd. pass from J. Flacco (J. Flacco-T. Smith pass) | 9-64, 4:27  | 12-15 |
| Vikings | 4   | 1:27  | T. Gerhart 41 yd. run (B. Walsh kick)                        | 2-68, 0:38  | 19-15 |
| Ravens  | 4   | 1:16  | J. Jones 77 yd. kickoff return (J. Tucker kick)              | 0-0, 0:11   | 19-22 |
| Vikings | 4   | 0:45  | C. Patterson 79 yd. pass from M. Cassel (B. Walsh kick)      | 3-79, 0:31  | 26-22 |
| Ravens  | 4   | 0:04  | M. Brown 9 yd. pass from J. Flacco (J. Tucker kick)          | 5-80, 0:41  | 26-29 |

**OFFICIALS** – Referee: Pete Morelli (135), Umpire: Fred Bryan (11), Head Linesman: Dana McKenzie (8), Line Judge: Carl Johnson (101), Side Judge: Rob Vernatchi (75), Field Judge: Jon Lucivansky (89), Back Judge: Dale Shaw (104)

## TEAM STATISTICS

|                               | VIKINGS     | RAVENS      |
|-------------------------------|-------------|-------------|
| First Downs                   | 15 (3-11-1) | 23 (4-17-2) |
| Third Downs                   | 5-17 (29%)  | 6-16 (38%)  |
| Fourth Downs                  | 1-1 (100%)  | 1-3 (33%)   |
| Total Net Yards               | 379         | 325         |
| Plays – Average               | 63-6.0      | 79-4.1      |
| Net Yds Rushing               | 114         | 97          |
| Rushes – Average              | 25-4.6      | 27-3.6      |
| Net Yards Passing             | 265         | 228         |
| Att. – Yds Lost – Gross Pass. | 0-0-265     | 2-17-245    |
| Passes Att. – Comp. – INT     | 38-17-0     | 50-28-3     |
| Red Zone                      | 1-1 (100%)  | 3-3 (100%)  |
| Goal-to-Go                    | 1-1 (100%)  | 3-3 (100%)  |
| Punts – Avg.                  | 9-44.1      | 6-54.7      |
| Penalties – Yards             | 6-90        | 5-45        |
| Fumbles – Lost                | 3-1         | 1-0         |
| Time of Possession            | 27:48       | 32:12       |

## INDIVIDUAL STATISTICS

| VIKINGS   |   |            |             |            |          | RAVENS               |           |             |                |           |           |            |             |          |           |          |             |
|---|---|------------|-------------|------------|----------|----------------------|-----------|-------------|----------------|-----------|-----------|------------|-------------|----------|-----------|----------|-------------|
| <b>RUSHING</b>  | ATT   | YDS        | AVG         | LG         | TD       | <b>RUSHING</b>       | ATT       | YDS         | AVG            | LG        | TD        |            |             |          |           |          |             |
| T. Gerhart  | 15  | 89         | 5.9         | 41         | 1        | R. Rice              | 17        | 67          | 3.9            | 12        | 0         |            |             |          |           |          |             |
| A. Peterson   | 7   | 13         | 1.9         | 4          | 0        | J. Flacco            | 1         | 22          | 22.0           | 22        | 0         |            |             |          |           |          |             |
| M. Cassel   | 2   | 6          | 3.0         | 5          | 0        | B. Pierce            | 7         | 12          | 1.7            | 6         | 0         |            |             |          |           |          |             |
| C. Patterson  | 1   | 6          | 6.0         | 6          | 0        | V. Leach             | 1         | 0           | 0.0            | 0         | 0         |            |             |          |           |          |             |
| <b>Total</b>  | <b>25</b>   | <b>114</b> | <b>4.6</b>  | <b>41</b>  | <b>1</b> | J. Jones             | 1         | -4          | -4.0           | -4        | 0         |            |             |          |           |          |             |
| <b>PASSING</b>  | ATT   | CMP        | YDS         | SK/YD      | TD       | LG                   | IN        | RT          | <b>PASSING</b> | ATT       | CMP       | YDS        | SK/YD       | TD       | LG        | IN       | RT          |
| M. Cassel   | 38  | 17         | 265         | 0/0        | 2        | 79                   | 0         | 86.0        | J. Flacco      | 50        | 28        | 245        | 2/17        | 3        | 35        | 3        | 64.2        |
| <b>Total</b>  | <b>38</b>   | <b>17</b>  | <b>265</b>  | <b>0/0</b> | <b>2</b> | <b>79</b>            | <b>0</b>  | <b>86.0</b> | <b>Total</b>   | <b>50</b> | <b>28</b> | <b>245</b> | <b>2/17</b> | <b>3</b> | <b>35</b> | <b>3</b> | <b>64.2</b> |
| <b>RECEIVING</b>  | REC   | YDS        | AVG         | LG         | TD       | <b>RECEIVING</b>     | REC       | YDS         | AVG            | LG        | TD        |            |             |          |           |          |             |
| C. Patterson  | 5   | 141        | 28.2        | 79         | 1        | M. Brown             | 7         | 92          | 13.1           | 35        | 1         |            |             |          |           |          |             |
| G. Jennings   | 5   | 53         | 10.6        | 19         | 0        | D. Pitta             | 6         | 48          | 8.0            | 18        | 1         |            |             |          |           |          |             |
| J. Simpson  | 4   | 48         | 12.0        | 27         | 1        | R. Rice              | 5         | 42          | 8.4            | 13        | 0         |            |             |          |           |          |             |
| J. Carlson  | 2   | 19         | 9.5         | 12         | 0        | J. Jones             | 4         | 37          | 9.3            | 15        | 0         |            |             |          |           |          |             |
| A. Peterson   | 1   | 4          | 4.0         | 4          | 0        | E. Dickson           | 2         | 8           | 4.0            | 7         | 1         |            |             |          |           |          |             |
| <b>Total</b>  | <b>17</b>   | <b>265</b> | <b>15.6</b> | <b>79</b>  | <b>2</b> | T. Smith             | 1         | 11          | 11.0           | 11        | 0         |            |             |          |           |          |             |
| <b>INTERCEPTIONS</b>  | NO  | YDS        | AVG         | LG         | TD       | <b>INTERCEPTIONS</b> | NO        | YDS         | AVG            | LG        | TD        |            |             |          |           |          |             |
| A. Sendejo  | 1   | 1          | 1.0         | 1          | 0        | B. Pierce            | 1         | 5           | 5.0            | 5         | 0         |            |             |          |           |          |             |
| C. Greenway   | 1   | 0          | 0.0         | 0          | 0        | B. Stokley           | 1         | 2           | 2.0            | 2         | 0         |            |             |          |           |          |             |
| M. Sherels  | 1   | 0          | 0.0         | 0          | 0        | V. Leach             | 1         | 0           | 0.0            | 0         | 0         |            |             |          |           |          |             |
| <b>Total</b>  | <b>3</b>  | <b>1</b>   | <b>0.3</b>  | <b>1</b>   | <b>0</b> | <b>Total</b>         | <b>28</b> | <b>245</b>  | <b>8.8</b>     | <b>35</b> | <b>3</b>  |            |             |          |           |          |             |
| <b>SACKS</b>  | <b>SACKS</b>  |            |             |            |          |                      |           |             |                |           |           |            |             |          |           |          |             |
| J. Allen 1-14, B. Robison 1-3                                       | None  |            |             |            |          |                      |           |             |                |           |           |            |             |          |           |          |             |
| <b>TACKLES (TOP 3)</b>  | <b>TACKLES (TOP 3)</b>  |            |             |            |          |                      |           |             |                |           |           |            |             |          |           |          |             |
| A. Cole 12 (6 solo), C. Greenway 11 (6 solo), J. Sanford 8 (7 solo) | J. Ihedigbo 12 (7 solo), D. Smith 7 (1 solo), T. Suggs 6 (5 solo) |            |             |            |          |                      |           |             |                |           |           |            |             |          |           |          |             |





# GAME 14: RAVENS 18, LIONS 16

Baltimore (8-6) • Detroit (7-7)

Monday, December 16, 2013 • 8:40 PM ET • Ford Field • Detroit

Weather: Indoors • Attendance: 64,742 • Time: 2:59



K Justin Tucker's team-record 61-yard field goal with 38 seconds left in the game gave the Ravens a hard-fought 18-16 victory over the host Lions at Ford Field on ESPN's Monday Night Football. Tucker's game-winner was his sixth FG of the game, accounting for all of Baltimore's points. (The 6 FGs are also a team record.) The game didn't start well for the Ravens, as the Lions opened with an 8-play, 78-yard drive that ended with a RB Reggie Bush 14-yard touchdown run for a 7-0 Detroit lead. It then became Tucker time, starting with 3 second-quarter FGs (29, 24, 32 yards) for a 9-7 Ravens' halftime lead. Tucker and Detroit K David Akers then exchanged FGs – Tucker from 49 yards and Akers from 40 – in the third quarter to give the Ravens a 12-10 advantage. The Baltimore kicker blasted a 53-yarder to make the score 15-10 midway through the final period. But, the Lions roared back to take a 16-15 lead with 2:21 left in the game. The score came on a QB Matthew Stafford 14-yard TD strike to TE Joseph Fauria. However, the attempt for the 2-point conversion failed. A key play in the Ravens' field-goal-winning drive was a QB Joe Flacco-to-WR Jacoby Jones 27-yard completion on a third-and-15. That put the ball on Detroit's 45-yard line. The line of scrimmage for the winning FG was the 43. The Ravens intercepted Stafford three times (DE DeAngelo Tyson, ILB Daryl Smith and S Matt Elam), while not turning the ball over. Flacco completed 20 of 38 for 222 yards, including 6 to Jones for 80 yards and 4 each to WR Torrey Smith (69 yards) and WR Marlon Brown (31). WR Calvin Johnson caught 6 for 98 for the Lions; Bush added 86 rushing yards on 17 carries. The victory was the Ravens' fourth in a row and fifth in the last six games.

## BALTIMORE RAVENS (Head Coach: John Harbaugh)

### OFFENSE

|    |    |               |
|----|----|---------------|
| WR | 82 | T. Smith      |
| WR | 12 | J. Jones      |
| LT | 60 | E. Monroe     |
| LG | 68 | A. Shipley    |
| C  | 66 | G. Gradkowski |
| RG | 73 | M. Yanda      |
| RT | 74 | M. Oher       |
| TE | 84 | E. Dickson    |
| QB | 5  | J. Flacco     |
| WR | 14 | M. Brown      |
| RB | 27 | R. Rice       |

### DEFENSE

|      |    |             |
|------|----|-------------|
| DT   | 97 | A. Jones    |
| NT   | 92 | H. Ngata    |
| CB   | 24 | C. Graham   |
| RUSH | 55 | T. Suggs    |
| WILL | 53 | J. McClain  |
| MIKE | 51 | D. Smith    |
| SAM  | 91 | C. Upshaw   |
| LCB  | 21 | L. Webb     |
| FS   | 26 | M. Elam     |
| SS   | 32 | J. Ihedigbo |
| RCB  | 22 | J. Smith    |

## DETROIT LIONS (Head Coach: Jim Schwartz)

### OFFENSE

|    |    |              |
|----|----|--------------|
| WR | 13 | N. Burleson  |
| LT | 71 | R. Reiff     |
| LG | 67 | R. Sims      |
| C  | 51 | D. Raiola    |
| RG | 75 | L. Warford   |
| RT | 66 | L. Waddle    |
| TE | 87 | B. Pettigrew |
| WR | 18 | K. Durham    |
| WR | 81 | C. Johnson   |
| QB | 9  | M. Stafford  |
| RB | 21 | R. Bush      |

### DEFENSE

|     |    |            |
|-----|----|------------|
| DE  | 94 | E. Ansa    |
| DT  | 98 | N. Fairley |
| DT  | 90 | N. Suh     |
| DE  | 79 | W. Young   |
| S   | 32 | D. Carey   |
| MLB | 55 | S. Tulloch |
| OLB | 54 | D. Levy    |
| RCB | 31 | R. Mathis  |
| LCB | 36 | J. Green   |
| SS  | 27 | G. Quin    |
| FS  | 26 | L. Delmas  |

## GAME SUMMARY

|           | 1 | 2 | 3 | 4 | OT | TOTAL | FIELD GOALS (MADE) & MISSED        |
|-----------|---|---|---|---|----|-------|------------------------------------|
| BALTIMORE | 0 | 9 | 3 | 6 | 0  | 18    | J. Tucker (29, 24, 32, 49, 53, 61) |
| DETROIT   | 7 | 0 | 3 | 6 | 0  | 16    | D. Akers (40)                      |

| TEAM   | QTR | TIME  | PLAY DESCRIPTION (extra point)                       | DRIVE       | SCORE |
|--------|-----|-------|--|-------------|-------|
| Lions  | 1   | 10:57 | R. Bush 14 yd. run (D.Akers kick)                    | 8-78, 4:03  | 0-7   |
| Ravens | 2   | 12:49 | J. Tucker 29 yd. Field Goal                          | 15-81, 6:25 | 3-7   |
| Ravens | 2   | 2:32  | J. Tucker 24 yd. Field Goal                          | 8-76, 3:49  | 6-7   |
| Ravens | 2   | 0:00  | J. Tucker 32 yd. Field Goal                          | 7-71, 1:20  | 9-7   |
| Ravens | 3   | 8:00  | J. Tucker 49 yd. Field Goal                          | 7-42, 2:40  | 12-7  |
| Lions  | 3   | 1:49  | D. Akers 40 yd. Field Goal                           | 11-58, 6:11 | 12-10 |
| Ravens | 4   | 8:06  | J. Tucker 53 yd. Field Goal                          | 4--1, 0:56  | 15-10 |
| Lions  | 4   | 2:21  | J. Fauria 14 yd. pass from M. Stafford (pass failed) | 11-80, 5:45 | 15-16 |
| Ravens | 4   | 0:38  | J. Tucker 61 yd. Field Goal                          | 7-24, 1:43  | 18-16 |

**OFFICIALS** – Referee: Carl Cheffers (51), Umpire: Undrey Wash (96), Head Linesman: Kent Payne (79), Line Judge: Thomas Symonette (100), Side Judge: Laird Hayes (125), Field Judge: Jeff Lamberth (21), Back Judge: Todd Prukop (30)

## TEAM STATISTICS

|                               | RAVENS      | LIONS       |
|-------------------------------|-------------|-------------|
| First Downs                   | 18 (4-11-3) | 19 (6-12-1) |
| Third Downs                   | 4-14 (29%)  | 4-13 (31%)  |
| Fourth Downs                  | 0-0 (0%)    | 0-0 (0%)    |
| Total Net Yards               | 305         | 349         |
| Plays – Average               | 60-5.1      | 63-5.5      |
| Net Yds Rushing               | 90          | 119         |
| Rushes – Average              | 21-4.3      | 28-4.3      |
| Net Yards Passing             | 215         | 230         |
| Att. – Yds Lost – Gross Pass. | 1-7-222     | 1-5-235     |
| Passes Att. – Comp. – INT     | 38-20-0     | 34-18-3     |
| Red Zone                      | 0-3 (0%)    | 2-2 (100%)  |
| Goal-to-Go                    | 0-1 (0%)    | 0-0 (0%)    |
| Punts – Avg.                  | 5-48.0      | 5-46.0      |
| Penalties – Yards             | 7-60        | 8-89        |
| Fumbles – Lost                | 1-0         | 0-0         |
| Time of Possession            | 27:35       | 32:25       |

## INDIVIDUAL STATISTICS

| RAVENS  |           |            |             |            |          |              |           |             |              |           | LIONS   |            |            |          |           |          |             |  |  |  |  |
|---|-----------|------------|-------------|------------|----------|--------------|-----------|-------------|--------------|-----------|---|------------|------------|----------|-----------|----------|-------------|--|--|--|--|
| <b>RUSHING</b>  |           |            |             |            |          |              |           |             |              |           | <b>RUSHING</b>  |            |            |          |           |          |             |  |  |  |  |
| R. Rice   | ATT       | YDS        | AVG         | LG         | TD       | R. Bush      | ATT       | YDS         | AVG          | LG        | TD  |            |            |          |           |          |             |  |  |  |  |
| B. Pierce   | 7         | 21         | 3.0         | 11         | 0        | J. Bell      | 9         | 24          | 2.7          | 7         | 0   |            |            |          |           |          |             |  |  |  |  |
| J. Flacco   | 2         | 13         | 6.5         | 7          | 0        | M. Stafford  | 2         | 9           | 4.5          | 5         | 0   |            |            |          |           |          |             |  |  |  |  |
| <b>Total</b>  | <b>21</b> | <b>90</b>  | <b>4.3</b>  | <b>19</b>  | <b>0</b> | <b>Total</b> | <b>28</b> | <b>119</b>  | <b>4.3</b>   | <b>19</b> | <b>1</b>  |            |            |          |           |          |             |  |  |  |  |
| <b>PASSING</b>  |           |            |             |            |          |              |           |             |              |           | <b>PASSING</b>  |            |            |          |           |          |             |  |  |  |  |
| J. Flacco   | ATT       | CMP        | YDS         | SK/YD      | TD       | LG           | IN        | RT          | M. Stafford  | ATT       | CMP   | YDS        | SK/YD      | TD       | LG        | IN       | RT          |  |  |  |  |
| <b>Total</b>  | <b>38</b> | <b>20</b>  | <b>222</b>  | <b>1/7</b> | <b>0</b> | <b>27</b>    | <b>0</b>  | <b>70.3</b> | <b>Total</b> | <b>34</b> | <b>18</b>   | <b>235</b> | <b>1/5</b> | <b>1</b> | <b>37</b> | <b>3</b> | <b>48.0</b> |  |  |  |  |
| <b>RECEIVING</b>  |           |            |             |            |          |              |           |             |              |           | <b>RECEIVING</b>  |            |            |          |           |          |             |  |  |  |  |
| J. Jones  | REC       | YDS        | AVG         | LG         | TD       | C. Johnson   | REC       | YDS         | AVG          | LG        | TD  |            |            |          |           |          |             |  |  |  |  |
| T. Smith  | 4         | 69         | 17.3        | 25         | 0        | N. Burleson  | 4         | 51          | 12.8         | 23        | 0   |            |            |          |           |          |             |  |  |  |  |
| M. Brown  | 4         | 31         | 7.8         | 24         | 0        | B. Pettigrew | 2         | 23          | 11.5         | 18        | 0   |            |            |          |           |          |             |  |  |  |  |
| E. Dickson  | 3         | 10         | 3.3         | 5          | 0        | R. Bush      | 2         | 15          | 7.5          | 9         | 0   |            |            |          |           |          |             |  |  |  |  |
| D. Pitta  | 2         | 24         | 12.0        | 15         | 0        | J. Bell      | 1         | 23          | 23.0         | 23        | 0   |            |            |          |           |          |             |  |  |  |  |
| R. Rice   | 1         | 8          | 8.0         | 8          | 0        | J. Fauria    | 1         | 14          | 14.0         | 14        | 1   |            |            |          |           |          |             |  |  |  |  |
| <b>Total</b>  | <b>20</b> | <b>222</b> | <b>11.1</b> | <b>27</b>  | <b>0</b> | <b>Total</b> | <b>18</b> | <b>235</b>  | <b>13.1</b>  | <b>37</b> | <b>1</b>  |            |            |          |           |          |             |  |  |  |  |
| <b>INTERCEPTIONS</b>  |           |            |             |            |          |              |           |             |              |           | <b>INTERCEPTIONS</b>  |            |            |          |           |          |             |  |  |  |  |
| M. Elam   | NO        | YDS        | AVG         | LG         | TD       | M. Stafford  | NO        | YDS         | AVG          | LG        | TD  |            |            |          |           |          |             |  |  |  |  |
| D. Smith  | 1         | 18         | 18.0        | 18         | 0        | <b>Total</b> | <b>0</b>  | <b>0</b>    | <b>0.0</b>   | <b>0</b>  | <b>0</b>  |            |            |          |           |          |             |  |  |  |  |
| D. Tyson  | 1         | 3          | 3.0         | 3          | 0        |              |           |             |              |           |   |            |            |          |           |          |             |  |  |  |  |
| <b>Total</b>  | <b>3</b>  | <b>21</b>  | <b>7.0</b>  | <b>18</b>  | <b>0</b> |              |           |             |              |           |   |            |            |          |           |          |             |  |  |  |  |
| <b>SACKS</b>  |           |            |             |            |          |              |           |             |              |           | <b>SACKS</b>  |            |            |          |           |          |             |  |  |  |  |
| D. Smith 1-5  |           |            |             |            |          |              |           |             |              |           | G. Quin 1-7   |            |            |          |           |          |             |  |  |  |  |
| <b>TACKLES (TOP 3)</b>  |           |            |             |            |          |              |           |             |              |           | <b>TACKLES (TOP 3)</b>  |            |            |          |           |          |             |  |  |  |  |
| M. Elam 10 (7 solo), J. McClain 8 (5 solo), J. Smith 7 (6 solo) |           |            |             |            |          |              |           |             |              |           | S. Tulloch 8 (6 solo), L. Delmas 7 (6 solo), D. Levy 5 (4 solo) |            |            |          |           |          |             |  |  |  |  |



# GAME 15: PATRIOTS 41, RAVENS 7

Baltimore (8-7) · New England (11-4)

Sunday, December 22, 2013 · 4:25 PM ET · M&T Bank Stadium · Baltimore  
Weather: 65°, Cloudy, Wind SSW 8 mph · Attendance: 71,433 · Time: 3:34



The Ravens lost the ability to control their playoff destiny when they dropped a 41-7 decision to the Patriots at M&T Bank Stadium last Sunday. The game started badly for Baltimore and finished even worse when New England scored 21 points in the final 2:05 of the contest. A pass interference (CB Jimmy Smith) call in the end zone on the Pats' second possession of the game gave New England a first down on the Ravens' 1-yard line. RB LeGarrette Blount scored on a burst up the middle on the next play for a 7-0 NE lead. A QB Joe Flacco interception on the Baltimore 32 by CB Logan Ryan on the next series set up the Patriots' second score. That came when QB Tom Brady hit RB Shane Vereen with a 4-yard touchdown pass that helped the Pats to a 14-0 first-quarter lead. A K Stephen Gostkowski 45-yard field goal on the first play of the second quarter gave the Patriots a 17-0 advantage that they held through the remainder of the first half. A Gostkowski 42-yard FG made the score 20-0 entering the fourth quarter. The Ravens finally got on the board with 9:21 left in the game when Flacco plunged one yard for a TD to make the score 20-7. After holding the Patriots to a three-and-out, the Ravens had a fourth-and-10 from their 48 with 6:46 remaining. But, a pass from Flacco to TE Dennis Pitta landed incomplete. Nine Patriots' runs later, plus a personal foul on CB Lardarius Webb, Blount scored his second TD of the day – a 7-yard run. On the Ravens' next play, a bad snap to backup QB Tyrod Taylor was scooped up by NE DE Chandler Jones in the end zone for another TD to give the Pats a 34-7 lead. The Patriots weren't finished as CB Tavon Wilson intercepted Taylor and raced 74 yards for a TD, making the final margin, 41-7. Brady completed 14 of 26 for 172 yards, while Flacco was 22-of-38 for 260 yards with 2 INTs. Three Ravens caught four passes: WR Marlon Brown (51 yards), TE Ed Dickson (44) and Pitta (34). Blount led NE with 76 rush yards, and WR Julian Edelman caught seven from Brady. K Justin Tucker's streak of 33-straight field goals was snapped when he missed a 37-yarder wide left early in the fourth quarter.

## NEW ENGLAND PATRIOTS (Head Coach: Bill Belichick)

| OFFENSE |                 | DEFENSE |              |
|---------|-----------------|---------|--------------|
| TE 47   | M. Hoomanawanui | LE 50   | R. Ninkovich |
| LT 70   | L. Mankins      | DT 71   | S. Siliga    |
| LG 67   | J. Kline        | DT 94   | Chr. Jones   |
| C 62    | R. Wendell      | RE 95   | Cha. Jones   |
| RG 63   | D. Connolly     | LB 91   | J. Collins   |
| RT 61   | M. Cannon       | LB 55   | B. Spikes    |
| WR 17   | A. Dobson       | LB 54   | D. Hightower |
| WR 11   | J. Edelman      | LCB 31  | A. Talib     |
| TE 88   | M. Mulligan     | RCB 26  | L. Ryan      |
| QB 12   | T. Brady        | S 28    | S. Gregory   |
| RB 29   | L. Blount       | S 32    | D. McCourty  |

## BALTIMORE RAVENS (Head Coach: John Harbaugh)

| OFFENSE |               | DEFENSE |             |
|---------|---------------|---------|-------------|
| WR 82   | T. Smith      | DT 97   | A. Jones    |
| TE 71   | R. Wagner     | NT 92   | H. Ngata    |
| LT 60   | E. Monroe     | DE 99   | C. Canty    |
| LG 68   | A. Shipley    | RUSH 55 | T. Suggs    |
| C 66    | G. Gradkowski | WILL 53 | J. McClain  |
| RG 73   | M. Yanda      | MIKE 51 | D. Smith    |
| RT 74   | M. Oher       | SAM 91  | C. Upshaw   |
| TE 84   | E. Dickson    | LCB 21  | L. Webb     |
| QB 5    | J. Flacco     | FS 26   | M. Elam     |
| FB 44   | V. Leach      | SS 32   | J. Ihedigbo |
| RB 27   | R. Rice       | RCB 22  | J. Smith    |

## GAME SUMMARY

|             | 1  | 2 | 3 | 4  | OT | TOTAL | FIELD GOALS (MADE) & MISSED |
|-------------|----|---|---|----|----|-------|-----------------------------|
| NEW ENGLAND | 14 | 3 | 3 | 21 | -  | 41    | S. Gostkowski (45, 42)      |
| BALTIMORE   | 0  | 0 | 0 | 7  | -  | 7     | J. Tucker 37WL              |

| TEAM     | QTR | TIME  | PLAY DESCRIPTION (extra point)                              | DRIVE      | SCORE |
|----------|-----|-------|---|------------|-------|
| Patriots | 1   | 9:39  | L. Blount 1 yd. run (S. Gostkowski kick)                    | 6-64, 2:47 | 7-0   |
| Patriots | 1   | 4:51  | S. Vereen 4 yd. pass from T. Brady (S. Gostkowski kick)     | 6-53, 3:26 | 14-0  |
| Patriots | 2   | 14:55 | S. Gostkowski 45 yd. field goal                             | 6-37, 2:23 | 17-0  |
| Patriots | 3   | 7:15  | S. Gostkowski 42 yd. field goal                             | 7-19, 3:10 | 20-0  |
| Ravens   | 4   | 9:21  | J. Flacco 1 yd. run (J. Tucker kick)                        | 9-90, 2:48 | 20-7  |
| Patriots | 4   | 2:05  | L. Blount 7 yd. run (S. Gostkowski kick)                    | 9-48, 4:32 | 27-7  |
| Patriots | 4   | 1:59  | Cha. Jones fumble recovery in end zone (S. Gostkowski kick) |            | 34-7  |
| Patriots | 4   | 0:40  | T. Wilson 74 yd. interception return (S. Gostkowski kick)   |            | 41-7  |

**OFFICIALS** – Referee: Ron Winter (14), Umpire: Carl Paganelli (124), Head Linesman: Jim Howey (37), Line Judge: Gary Arthur (108), Side Judge: Tom Hill (97), Field Judge: Scott Steenson (88), Back Judge: Gregory Steed (12)

## TEAM STATISTICS

|                               | PATRIOTS    | RAVENS      |
|-------------------------------|-------------|-------------|
| First Downs                   | 21 (7-10-4) | 19 (5-13-1) |
| Third Downs                   | 4-13 (31%)  | 5-14 (36%)  |
| Fourth Downs                  | 0-0 (0%)    | 0-3 (0%)    |
| Total Net Yards               | 300         | 358         |
| Plays – Average               | 62-4.8      | 74-4.8      |
| Net Yds Rushing               | 142         | 121         |
| Rushes – Average              | 34-4.2      | 28-4.3      |
| Net Yards Passing             | 158         | 237         |
| Att. – Yds Lost – Gross Pass. | 2-14-172    | 4-25-262    |
| Passes Att. – Comp. – INT     | 26-14-0     | 42-23-3     |
| Red Zone                      | 3-3 (100%)  | 1-3 (33%)   |
| Goal-to-Go                    | 3-3 (100%)  | 1-1 (100%)  |
| Punts – Avg.                  | 7-47.7      | 4-53.0      |
| Penalties – Yards             | 7-58        | 9-83        |
| Fumbles – Lost                | 0-0         | 1-1         |
| Time of Possession            | 31:58       | 28:02       |

## INDIVIDUAL STATISTICS

| PATRIOTS   |           |            |             |             |          |              |           |             |              |           | RAVENS   |            |             |          |           |          |             |  |  |  |  |
|--|-----------|------------|-------------|-------------|----------|--------------|-----------|-------------|--------------|-----------|--|------------|-------------|----------|-----------|----------|-------------|--|--|--|--|
| <b>RUSHING</b>   |           |            |             |             |          |              |           |             |              |           | <b>RUSHING</b>   |            |             |          |           |          |             |  |  |  |  |
|  | ATT       | YDS        | AVG         | LG          | TD       |              | ATT       | YDS         | AVG          | LG        | TD   |            |             |          |           |          |             |  |  |  |  |
| L. Blount  | 16        | 76         | 4.8         | 14          | 2        | R. Rice      | 11        | 40          | 3.6          | 8         | 0  |            |             |          |           |          |             |  |  |  |  |
| S. Ridley  | 15        | 54         | 3.6         | 8           | 0        | T. Taylor    | 3         | 39          | 13.0         | 25        | 0  |            |             |          |           |          |             |  |  |  |  |
| S. Vereen  | 2         | 6          | 3.0         | 4           | 0        | B. Pierce    | 10        | 31          | 3.1          | 6         | 0  |            |             |          |           |          |             |  |  |  |  |
| B. Bolden  | 1         | 6          | 6.0         | 6           | 0        | B. Scott     | 2         | 11          | 5.5          | 9         | 0  |            |             |          |           |          |             |  |  |  |  |
| <b>Total</b>   | <b>34</b> | <b>142</b> | <b>4.2</b>  | <b>14</b>   | <b>2</b> | J. Flacco    | 2         | 0           | 0.0          | 1         | 1  |            |             |          |           |          |             |  |  |  |  |
|  |           |            |             |             |          | T. Taylor    | 2         | 0           | 0.0          | 1         | 1  |            |             |          |           |          |             |  |  |  |  |
|  |           |            |             |             |          | <b>Total</b> | <b>28</b> | <b>121</b>  | <b>4.3</b>   | <b>25</b> | <b>1</b>   |            |             |          |           |          |             |  |  |  |  |
| <b>PASSING</b>   |           |            |             |             |          |              |           |             |              |           | <b>PASSING</b>   |            |             |          |           |          |             |  |  |  |  |
|  | ATT       | CMP        | YDS         | SK/YD       | TD       | LG           | IN        | RT          |              | ATT       | CMP  | YDS        | SK/YD       | TD       | LG        | IN       | RT          |  |  |  |  |
| T. Brady   | 26        | 14         | 172         | 2/14        | 1        | 34           | 0         | 87.3        | J. Flacco    | 38        | 22   | 260        | 4/25        | 0        | 42        | 2        | 56.9        |  |  |  |  |
| <b>Total</b>   | <b>26</b> | <b>14</b>  | <b>172</b>  | <b>2/14</b> | <b>1</b> | <b>34</b>    | <b>0</b>  | <b>87.3</b> | T. Taylor    | 4         | 1  | 2          | 0/0         | 0        | 2         | 1        | 0.0         |  |  |  |  |
|  |           |            |             |             |          |              |           |             | <b>Total</b> | <b>42</b> | <b>23</b>  | <b>262</b> | <b>4/25</b> | <b>0</b> | <b>42</b> | <b>3</b> | <b>43.9</b> |  |  |  |  |
| <b>RECEIVING</b>   |           |            |             |             |          |              |           |             |              |           | <b>RECEIVING</b>   |            |             |          |           |          |             |  |  |  |  |
|  | REC       | YDS        | AVG         | LG          | TD       |              | REC       | YDS         | AVG          | LG        | TD   |            |             |          |           |          |             |  |  |  |  |
| J. Edelman   | 7         | 77         | 11.0        | 19          | 0        | M. Brown     | 4         | 51          | 12.8         | 21        | 0  |            |             |          |           |          |             |  |  |  |  |
| D. Amendola  | 2         | 45         | 22.5        | 34          | 0        | E. Dickson   | 4         | 44          | 11.0         | 17        | 0  |            |             |          |           |          |             |  |  |  |  |
| B. Bolden  | 2         | 16         | 8.0         | 12          | 0        | D. Pitta     | 4         | 34          | 8.5          | 15        | 0  |            |             |          |           |          |             |  |  |  |  |
| A. Dobson  | 1         | 21         | 21.0        | 21          | 0        | T. Smith     | 3         | 69          | 23.0         | 42        | 0  |            |             |          |           |          |             |  |  |  |  |
| M. Hoomanawanui  | 1         | 9          | 9.0         | 9           | 0        | B. Pierce    | 3         | 27          | 9.0          | 15        | 0  |            |             |          |           |          |             |  |  |  |  |
| S. Vereen  | 1         | 4          | 4.0         | 4           | 1        | R. Rice      | 2         | 23          | 11.5         | 13        | 0  |            |             |          |           |          |             |  |  |  |  |
| <b>Total</b>   | <b>14</b> | <b>172</b> | <b>12.3</b> | <b>34</b>   | <b>1</b> | J. Jones     | 1         | 11          | 11.0         | 11        | 0  |            |             |          |           |          |             |  |  |  |  |
|  |           |            |             |             |          | B. Scott     | 1         | 2           | 2.0          | 2         | 0  |            |             |          |           |          |             |  |  |  |  |
|  |           |            |             |             |          | V. Leach     | 1         | 1           | 1.0          | 1         | 0  |            |             |          |           |          |             |  |  |  |  |
|  |           |            |             |             |          | <b>Total</b> | <b>23</b> | <b>262</b>  | <b>11.4</b>  | <b>42</b> | <b>0</b>   |            |             |          |           |          |             |  |  |  |  |
| <b>INTERCEPTIONS</b>   |           |            |             |             |          |              |           |             |              |           | <b>INTERCEPTIONS</b>   |            |             |          |           |          |             |  |  |  |  |
|  | NO        | YDS        | AVG         | LG          | TD       |              | NO        | YDS         | AVG          | LG        | TD   |            |             |          |           |          |             |  |  |  |  |
| L. Ryan  | 2         | 1          | 0.5         | 1           | 0        |              | 0         | 0           | 0            | 0         | 0  |            |             |          |           |          |             |  |  |  |  |
| T. Wilson  | 1         | 74         | 74.0        | 74          | 1        | <b>Total</b> | <b>0</b>  | <b>0</b>    | <b>0</b>     | <b>0</b>  | <b>0</b>   |            |             |          |           |          |             |  |  |  |  |
| <b>Total</b>   | <b>3</b>  | <b>75</b>  | <b>25.0</b> | <b>74</b>   | <b>1</b> |              |           |             |              |           |  |            |             |          |           |          |             |  |  |  |  |
| <b>SACKS</b>   |           |            |             |             |          |              |           |             |              |           | <b>SACKS</b>   |            |             |          |           |          |             |  |  |  |  |
| K. Arrington 1-7, S. Siliga 1-7, A. Carter 1-6, R. Ninkovich 1-5 |           |            |             |             |          |              |           |             |              |           | T. Suggs 1-6, D. Smith 0.5-4, C. Upshaw 0.5-4                    |            |             |          |           |          |             |  |  |  |  |
| <b>TACKLES (TOP 3)</b>   |           |            |             |             |          |              |           |             |              |           | <b>TACKLES (TOP 3)</b>   |            |             |          |           |          |             |  |  |  |  |
| K. Arrington 8 (4 solo), B. Spikes 7 (3 solo), 4 tied 6          |           |            |             |             |          |              |           |             |              |           | D. Smith 11 (4 solo), A. Jones 8 (4 solo), J. McClain 8 (3 solo) |            |             |          |           |          |             |  |  |  |  |





# GAME 16: BENGALS 34, RAVENS 17

Baltimore (8-8) · Cincinnati (11-5)

Sunday, December 29, 2013 · 1:02 PM ET · Paul Brown Stadium · Cincinnati  
Weather: 43°, Cloudy, Wind S 3 mph · Attendance: 62,406 · Time: 3:06



The Ravens missed the postseason, snapping their NFL-best streak of five-consecutive playoff appearances after a 34-17 defeat at Cincinnati in the season finale. It was the first time that Baltimore failed to make the postseason under head coach John Harbaugh (2008-13). The Ravens forced Cincinnati into four turnovers, but were only able to turn them into nine points. Baltimore tied the game at 17 with 5:13 to go in the third quarter, but the AFC North champion Bengals put the game away in the fourth with 17 unanswered points. On the Bengals' first play from scrimmage, CB Corey Graham intercepted a QB Andy Dalton pass intended for WR Marvin Jones, returning it 28 yards. The INT, which led to a K Justin Tucker 38-yard field goal, was the first of four for Dalton in the game. After another Dalton INT, this one by S James Ihedigbo, Tucker hit his second field goal – a 22-yarder – making the score 6-0. Just before the end of the first quarter, Dalton hit WR A.J. Green on a 53-yard touchdown pass, giving the Bengals a 7-6 lead. A K Mike Nugent 39-yard field goal and a 16-yard Dalton-to-Jones touchdown in the second quarter gave Cincy a 17-6 lead at halftime. Early in the third, CB Lardarius Webb stole another Dalton pass, but the Ravens' drive stalled, and Baltimore had to settle for another Tucker FG (34 yards). On their next possession, QB Joe Flacco connected with rookie WR Marlon Brown on an 8-yard toss in the back of the end zone, and then RB Ray Rice ran in for the two-point conversion, tying the game at 17. Cincinnati scored 17 fourth-quarter points, following two Flacco INTs in the quarter, including one with 4:07 remaining in the game to CB Dre Kirkpatrick, who raced 21 yards to the end zone, giving the Bengals the 34-17 victory.

## BALTIMORE RAVENS (Head Coach: John Harbaugh)

### OFFENSE

|    |    |               |
|----|----|---------------|
| WR | 82 | T. Smith      |
| WR | 12 | J. Jones      |
| LT | 60 | E. Monroe     |
| LG | 68 | A. Shipley    |
| C  | 66 | G. Gradkowski |
| RG | 73 | M. Yanda      |
| RT | 74 | M. Oher       |
| TE | 88 | D. Pitta      |
| QB | 5  | J. Flacco     |
| WR | 14 | M. Brown      |
| RB | 27 | R. Rice       |

### DEFENSE

|      |    |             |
|------|----|-------------|
| NT   | 92 | H. Ngata    |
| DE   | 99 | C. Canty    |
| CB   | 24 | C. Graham   |
| RUSH | 55 | T. Suggs    |
| WILL | 53 | J. McClain  |
| MIKE | 51 | D. Smith    |
| SAM  | 91 | C. Upshaw   |
| LCB  | 21 | L. Webb     |
| FS   | 26 | M. Elam     |
| SS   | 32 | J. Ihedigbo |
| RCB  | 22 | J. Smith    |

## CINCINNATI BENGALS (Head Coach: Marvin Lewis)

### OFFENSE

|    |    |                 |
|----|----|-----------------|
| WR | 12 | M. Sanu         |
| LT | 73 | A. Collins      |
| LG | 77 | A. Whitworth    |
| C  | 64 | K. Cook         |
| RG | 68 | K. Zeitler      |
| RT | 71 | An. Smith       |
| WR | 82 | M. Jones        |
| WR | 11 | D. Sanzenbacher |
| WR | 18 | A. Green        |
| QB | 14 | A. Dalton       |
| HB | 42 | B. Green-Ellis  |

### DEFENSE

|     |    |                |
|-----|----|----------------|
| LDE | 96 | C. Dunlap      |
| NT  | 94 | D. Peko        |
| DT  | 98 | B. Thompson    |
| RDE | 93 | M. Johnson     |
| LB  | 58 | R. Mauluga     |
| LB  | 55 | V. Burfict     |
| DB  | 32 | C. Crocker     |
| LCB | 27 | D. Kirkpatrick |
| RCB | 24 | A. Jones       |
| FS  | 43 | G. Iloka       |
| FS  | 20 | R. Nelson      |

## GAME SUMMARY

|            | 1 | 2  | 3  | 4  | OT | TOTAL | FIELD GOALS (MADE) & MISSED |
|------------|---|----|----|----|----|-------|-----------------------------|
| BALTIMORE  | 6 | 0  | 11 | 0  | 0  | 17    | J. Tucker (38, 22, 34)      |
| CINCINNATI | 7 | 10 | 0  | 17 | 0  | 34    | M. Nugent (39, 38)          |

| TEAM    | QTR | TIME  | PLAY DESCRIPTION (extra point)                             | DRIVE       | SCORE |
|---------|-----|-------|--|-------------|-------|
| Ravens  | 1   | 13:48 | J. Tucker 38 yd. Field Goal                                | 4-1, 0:54   | 3-0   |
| Ravens  | 1   | 2:26  | J. Tucker 22 yd. Field Goal                                | 12-61, 6:37 | 6-0   |
| Bengals | 1   | 0:17  | A. Green 53 yd. pass from A. Dalton (M. Nugent kick)       | 4-78, 2:09  | 6-7   |
| Bengals | 2   | 6:36  | M. Nugent 39 yd. Field Goal                                | 7-22, 2:17  | 6-10  |
| Bengals | 2   | 1:51  | M. Jones 16 yd. pass from A. Dalton (M. Nugent kick)       | 5-52, 2:50  | 6-17  |
| Ravens  | 3   | 9:30  | J. Tucker 34 yd. Field Goal                                | 7-31, 2:44  | 9-17  |
| Ravens  | 3   | 5:13  | M. Brown 8 yd. pass from J. Flacco (R. Rice run)           | 6-40, 2:21  | 17-17 |
| Bengals | 4   | 13:29 | A. Dalton 1 yd. run (M. Nugent kick)                       | 12-90, 6:44 | 17-24 |
| Bengals | 4   | 12:19 | M. Nugent 38 yd. Field Goal                                | 4-0, 0:57   | 17-27 |
| Bengals | 4   | 4:07  | D. Kirkpatrick 21 yd. interception return (M. Nugent kick) |             | 17-34 |

**OFFICIALS** – Referee: Scott Green (19), Umpire: Bruce Stritesky (102), Head Linesman: Tom Stabile (24), Line Judge: Michael Spanier (90), Side Judge: Larry Rose (128), Field Judge: Boris Cheek (41), Back Judge: Scott Helverson (93)

## TEAM STATISTICS


|                               | RAVENS      | BENGALS     |
|-------------------------------|-------------|-------------|
| First Downs                   | 17 (2-12-3) | 21 (7-12-2) |
| Third Downs                   | 4-15 (27%)  | 7-13 (54%)  |
| Fourth Downs                  | 0-2 (0%)    | 0-0 (0%)    |
| Total Net Yards               | 222         | 392         |
| Plays – Average               | 66-3.4      | 66-5.9      |
| Net Yds Rushing               | 47          | 111         |
| Rushes – Average              | 14-3.4      | 30-3.7      |
| Net Yards Passing             | 175         | 281         |
| Att. – Yds Lost – Gross Pass. | 2-17-192    | 0-0-281     |
| Passes Att. – Comp. – INT     | 50-30-3     | 36-21-4     |
| Red Zone                      | 1-4 (25%)   | 2-3 (67%)   |
| Goal-to-Go                    | 0-2 (0%)    | 1-2 (50%)   |
| Punts – Avg.                  | 6-47.5      | 3-36.0      |
| Penalties – Yards             | 6-56        | 10-76       |
| Fumbles – Lost                | 0-0         | 1-0         |
| Time of Possession            | 26:03       | 33:57       |

## INDIVIDUAL STATISTICS

| RAVENS          |   |            |             |             |          |           | BENGALS         |             |              |             |           |            |            |          |           |          |             |
|-----------------|---|------------|-------------|-------------|----------|-----------|-----------------|-------------|--------------|-------------|-----------|------------|------------|----------|-----------|----------|-------------|
| RUSHING         | ATT   | YDS        | AVG         | LG          | TD       |           | RUSHING         | ATT         | YDS          | AVG         | LG        | TD         |            |          |           |          |             |
| B. Pierce       | 5   | 28         | 5.6         | 14          | 0        |           | B. Green-Ellis  | 11          | 66           | 6.0         | 12        | 0          |            |          |           |          |             |
| R. Rice         | 6   | 15         | 2.5         | 5           | 0        |           | A. Dalton       | 6           | 23           | 3.8         | 9         | 1          |            |          |           |          |             |
| B. Scott        | 2   | 3          | 1.5         | 2           | 0        |           | G. Bernard      | 13          | 22           | 1.7         | 7         | 0          |            |          |           |          |             |
| J. Flacco       | 1   | 1          | 1.0         | 1           | 0        |           |                 |             |              |             |           |            |            |          |           |          |             |
| <b>Total</b>    | <b>14</b>   | <b>47</b>  | <b>3.4</b>  | <b>14</b>   | <b>0</b> |           | <b>Total</b>    | <b>30</b>   | <b>111</b>   | <b>3.7</b>  | <b>12</b> | <b>1</b>   |            |          |           |          |             |
| PASSING         | ATT   | CMP        | YDS         | SK/YD       | TD       | LG        | IN              | RT          | PASSING      | ATT         | CMP       | YDS        | SK/YD      | TD       | LG        | IN       | RT          |
| J. Flacco       | 50  | 30         | 192         | 2/17        | 1        | 14        | 3               | 49.8        | A. Dalton    | 36          | 21        | 281        | 0/0        | 2        | 53        | 4        | 62.2        |
| <b>Total</b>    | <b>50</b>   | <b>30</b>  | <b>192</b>  | <b>2/17</b> | <b>1</b> | <b>14</b> | <b>3</b>        | <b>49.8</b> | <b>Total</b> | <b>36</b>   | <b>21</b> | <b>281</b> | <b>0/0</b> | <b>2</b> | <b>53</b> | <b>4</b> | <b>62.2</b> |
| RECEIVING       | REC   | YDS        | AVG         | LG          | TD       |           | RECEIVING       | REC         | YDS          | AVG         | LG        | TD         |            |          |           |          |             |
| D. Pitta        | 8   | 63         | 7.9         | 11          | 0        |           | M. Jones        | 5           | 61           | 12.2        | 17        | 1          |            |          |           |          |             |
| R. Rice         | 7   | 35         | 5.0         | 9           | 0        |           | G. Bernard      | 5           | 51           | 10.2        | 27        | 0          |            |          |           |          |             |
| M. Brown        | 5   | 30         | 6.0         | 9           | 1        |           | A. Green        | 4           | 61           | 15.3        | 53        | 1          |            |          |           |          |             |
| B. Pierce       | 4   | 18         | 4.5         | 8           | 0        |           | A. Hawkins      | 3           | 74           | 24.7        | 38        | 0          |            |          |           |          |             |
| T. Smith        | 3   | 27         | 9.0         | 14          | 0        |           | M. Sanu         | 1           | 12           | 12.0        | 12        | 0          |            |          |           |          |             |
| J. Jones        | 1   | 11         | 11.0        | 11          | 0        |           | O. Charles      | 1           | 8            | 8.0         | 8         | 0          |            |          |           |          |             |
| B. Scott        | 1   | 8          | 8.0         | 8           | 0        |           | D. Sanzenbacher | 1           | 7            | 7.0         | 7         | 0          |            |          |           |          |             |
| T. Doss         | 1   | 0          | 0.0         | 0           | 0        |           | Al. Smith       | 1           | 7            | 7.0         | 7         | 0          |            |          |           |          |             |
| <b>Total</b>    | <b>30</b>   | <b>192</b> | <b>6.4</b>  | <b>14</b>   | <b>1</b> |           | <b>Total</b>    | <b>21</b>   | <b>281</b>   | <b>13.4</b> | <b>53</b> | <b>2</b>   |            |          |           |          |             |
| INTERCEPTIONS   | NO  | YDS        | AVG         | LG          | TD       |           | INTERCEPTIONS   | NO          | YDS          | AVG         | LG        | TD         |            |          |           |          |             |
| C. Graham       | 1   | 28         | 28.0        | 28          | 0        |           | D. Kirkpatrick  | 2           | 21           | 10.5        | 21        | 1          |            |          |           |          |             |
| L. Webb         | 1   | 19         | 19.0        | 19          | 0        |           | C. Crocker      | 1           | 9            | 9.0         | 9         | 0          |            |          |           |          |             |
| J. Ihedigbo     | 1   | 8          | 8.0         | 8           | 0        |           |                 |             |              |             |           |            |            |          |           |          |             |
| J. Smith        | 1   | 0          | 0.0         | 0           | 0        |           |                 |             |              |             |           |            |            |          |           |          |             |
| <b>Total</b>    | <b>4</b>  | <b>55</b>  | <b>13.8</b> | <b>28</b>   | <b>0</b> |           | <b>Total</b>    | <b>3</b>    | <b>30</b>    | <b>10.0</b> | <b>21</b> | <b>1</b>   |            |          |           |          |             |
| SACKS           | None  |            |             |             |          |           |                 |             |              |             |           |            |            |          |           |          |             |
| TACKLES (TOP 3) | M. Elam 10 (7 solo), J. McClain 8 (4 solo), J. Ihedigbo 7 (5 solo), H. Ngata 7 (5 solo) |            |             |             |          |           |                 |             |              |             |           |            |            |          |           |          |             |
| SACKS           | C. Crocker 1-9, M. Johnson 5-4, M. Hunt 5-4   |            |             |             |          |           |                 |             |              |             |           |            |            |          |           |          |             |
| TACKLES (TOP 3) | V. Burfict 14 (9 solo), D. Kirkpatrick 9 (4 solo), D. Peko 8 (4 solo)                   |            |             |             |          |           |                 |             |              |             |           |            |            |          |           |          |             |



**– PLAYER BIOS –**



BALTIMORE  
RAVENS

59

**ARTHUR BROWN**  
LINEBACKER | 6-0 | 235

COLLEGE: Kansas State HS: Wichita East (Wichita, KS)  
BORN: 6/17/90, Wichita, KS  
EXP. (NFL/RAVENS): Rookie GP/GS (PLAYOFFS): 14/0 (0/0)

**2013 SEASON HIGHLIGHTS:** Saw action in 14 games (missed two contests with a chest injury) and finished with 12 tackles (8 solo), a half-sack and 1 FF...Also recorded 3 solo special teams stops as a rookie

- Recorded 2 tackles and his first-career FF from scrimmage and 1 special teams stop in the 29-26 win in **game 13 vs. Min. (12/8)**
- Posted a solo tackle for a defense that allowed just 3 points and held the Jets to 8% (1-of-12) on third down in the 19-3 win in **game 11 vs. NYJ (11/24)**
- Produced a career-high 4 tackles and 1 QB hit from scrimmage in the 20-17 overtime win in **game 9 vs. Cin. (11/10)**
- Recorded 1 tackle from scrimmage and a solo stop on special teams in **game 7 at Pit. (10/20)**
- Saw action from scrimmage and on special teams (posted a solo ST tackle) in **game 6 vs. GB (10/13)**
- Subbed and recorded 1 solo tackle for a defense that allowed 22 rushing yards (fourth fewest by an opponent in franchise history) in the 26-23 victory in **game 5 at Mia. (10/6)**
- Was a game-day inactive (chest) in **game 4 at Buf. (9/29)** and the 30-9 victory in **game 3 vs. Hou. (9/22)**
- Recorded his first-career NFL tackle and sack (a half-sack) before leaving the game with a pectoral injury in the 14-6 victory in **game 2 vs. Cle. (9/15)**
- Saw action in his first-career NFL game, playing both from scrimmage and on special teams in **game 1 at Den. (9/5)**

**COLLEGE HIGHLIGHTS:**

- Started all 26 games in his two-year career at Kansas State, leading the team in tackles both seasons (2011-12) to finish with 201 career stops
- Two-time team captain at K-State who also posted 3 sacks, 16.5 TFL, 3 INTs, 6 PD and 1 FR for the Wildcats...Became the first Wildcat since Josh Buhl (2003) to record at least 100 tackles in consecutive seasons
- Originally appeared in 24 games at Miami (FL), finishing with 17 tackles (10 solo) and 1 FR before transferring to K-State

**COLLEGE HONORS:**

- First-team All-American by *The NFL Draft Report* and Football Writers Association (2012)
- Second-team All-American by the *Associated Press* and Walter Camp Foundation (2012)
- Two-time first-team All-Big 12 from the *Associated Press* and conference coaches (2011-12)
- Big 12 Defensive Player of the Year by league coaches (2012)
- Bednarik Award (nation's top defender) semi-finalist (2011 and 2012)
- Lott IMPACT Trophy finalist (2012)
- Honorable mention All-American by *Sports Illustrated* (2011)
- Big 12 Defensive Newcomer of the Year (2011)

**2013**

**GAME-BY-GAME DEFENSE**

**RAVENS**

| Date/Opp.      | TT               | Solo     | Asst.    | Sacks          | INT        | PD       | FF       | FR       |
|----------------|------------------|----------|----------|----------------|------------|----------|----------|----------|
| 9/5 @ Den.     | 0                | 0        | 0        | 0-0            | 0-0        | 0        | 0        | 0        |
| 9/15 vs. Cle.  | 1                | 0        | 1        | 0.5-4.5        | 0-0        | 0        | 0        | 0        |
| 9/22 vs. Hou.  | INACTIVE - CHEST |          |          |                |            |          |          |          |
| 9/29 @ Buf.    | INACTIVE - CHEST |          |          |                |            |          |          |          |
| 10/6 @ Mia.    | 1                | 1        | 0        | 0-0            | 0-0        | 0        | 0        | 0        |
| 10/13 vs. GB   | 0                | 0        | 0        | 0-0            | 0-0        | 0        | 0        | 0        |
| 10/20 @ Pit.   | 1                | 0        | 1        | 0-0            | 0-0        | 0        | 0        | 0        |
| 11/3 @ Cle.    | 1                | 1        | 0        | 0-0            | 0-0        | 0        | 0        | 0        |
| 11/10 vs. Cin. | 4                | 2        | 2        | 0-0            | 0-0        | 0        | 0        | 0        |
| 11/17 @ Chi.   | 0                | 0        | 0        | 0-0            | 0-0        | 0        | 0        | 0        |
| 11/24 vs. NYJ  | 1                | 1        | 0        | 0-0            | 0-0        | 0        | 0        | 0        |
| 11/28 vs. Pit. | 0                | 0        | 0        | 0-0            | 0-0        | 0        | 0        | 0        |
| 12/8 vs. Min.  | 2                | 2        | 0        | 0-0            | 0-0        | 0        | 1        | 0        |
| 12/16 @ Det.   | 1                | 1        | 0        | 0-0            | 0-0        | 0        | 0        | 0        |
| 12/22 vs. NE   | 0                | 0        | 0        | 0-0            | 0-0        | 0        | 0        | 0        |
| 12/29 @ Cin.   | 0                | 0        | 0        | 0-0            | 0-0        | 0        | 0        | 0        |
| <b>Totals</b>  | <b>12</b>        | <b>8</b> | <b>4</b> | <b>0.5-4.5</b> | <b>0-0</b> | <b>0</b> | <b>1</b> | <b>0</b> |

**2013**

**GAME-BY-GAME SPECIAL TEAMS TACKLES**

**RAVENS**

| Date/Opp.      | TT       | Solo     | Asst.    | FF       | FR       | BK       |
|----------------|----------|----------|----------|----------|----------|----------|
| 9/5 @ Den.     | 0        | 0        | 0        | 0        | 0        | 0        |
| 9/15 vs. Cle.  | 0        | 0        | 0        | 0        | 0        | 0        |
| 9/22 vs. Hou.  | 0        | 0        | 0        | 0        | 0        | 0        |
| 9/29 @ Buf.    | 0        | 0        | 0        | 0        | 0        | 0        |
| 10/6 @ Mia.    | 0        | 0        | 0        | 0        | 0        | 0        |
| 10/13 vs. GB   | 1        | 1        | 0        | 0        | 0        | 0        |
| 10/20 @ Pit.   | 1        | 1        | 0        | 0        | 0        | 0        |
| 11/3 @ Cle.    | 0        | 0        | 0        | 0        | 0        | 0        |
| 11/10 vs. Cin. | 0        | 0        | 0        | 0        | 0        | 0        |
| 11/17 @ Chi.   | 0        | 0        | 0        | 0        | 0        | 0        |
| 11/24 vs. NYJ  | 0        | 0        | 0        | 0        | 0        | 0        |
| 11/28 vs. Pit. | 0        | 0        | 0        | 0        | 0        | 0        |
| 12/8 vs. Min.  | 1        | 1        | 0        | 0        | 0        | 0        |
| 12/16 @ Det.   | 0        | 0        | 0        | 0        | 0        | 0        |
| 12/22 vs. NE   | 0        | 0        | 0        | 0        | 0        | 0        |
| 12/29 @ Cin.   | 0        | 0        | 0        | 0        | 0        | 0        |
| <b>Totals</b>  | <b>3</b> | <b>3</b> | <b>0</b> | <b>0</b> | <b>0</b> | <b>0</b> |

# 59 ARTHUR BROWN

## REGULAR SEASON

| Year          | Team      | GP        | GS       | TACKLES   |          |          | SACKS      |            | INTERCEPTIONS |          |          |          |          | FUMBLES  |          |          |          |
|---------------|-----------|-----------|----------|-----------|----------|----------|------------|------------|---------------|----------|----------|----------|----------|----------|----------|----------|----------|
|               |           |           |          | TT        | Solo     | Asst.    | No.        | Yards      | No.           | Yards    | LG       | TD       | PD       | FF       | FR       | Yards    |          |
| 2013          | Baltimore | 14        | 0        | 12        | 8        | 4        | 0.5        | 4.5        | 0             | 0        | 0        | 0        | 0        | 0        | 1        | 0        | 0        |
| <b>Totals</b> |           | <b>14</b> | <b>0</b> | <b>12</b> | <b>8</b> | <b>4</b> | <b>0.5</b> | <b>4.5</b> | <b>0</b>      | <b>0</b> | <b>0</b> | <b>0</b> | <b>0</b> | <b>0</b> | <b>1</b> | <b>0</b> | <b>0</b> |

SPECIAL TEAMS TACKLES (3): 2013 (3)

## CAREER SINGLE-GAME HIGHS (REGULAR SEASON)

|  |  |
|--|--|
| <b>Total Tackles:</b><br>4 (11/10/13 vs. Cin.) | <b>Solo Tackles:</b><br>2 2 times (last: 12/8/13 vs. Min.) |
| <b>Sacks:</b><br>0.5 (9/15/13 vs. Cle.)        | <b>Interceptions:</b><br>None                              |
| <b>Forced Fumbles:</b><br>1 (12/8/13 vs. Min.) | <b>Fumble Recoveries:</b><br>None                          |
| <b>Passes Defensed:</b><br>None                |  |





BALTIMORE  
**RAVENS**

**23**

**CHYKIE BROWN**  
CORNERBACK | 5-11 | 190

COLLEGE: Texas HS: North Shore (Houston, TX)

BORN: 12/26/86, Houston, TX

EXP. (NFL/RAVENS): 3/3 GP/GS (PLAYOFFS): 39/1 (4/2)

**2013 SEASON HIGHLIGHTS:** Saw action in all 16 games for the second-consecutive season, finishing third on the team with 8 special teams tackles (7 solo), while recording 2 tackles and 1 PD from scrimmage

- Posted a season-high-tying 2 special teams tackles in the 22-20 victory in **game 12 vs. Pit. (11/28)**
- Posted 1 tackle from scrimmage and a solo special teams stop in the 20-17 overtime win in **game 9 vs. Cin. (11/10)**
- Recorded 2 special teams tackles and saw action from scrimmage in **game 8 at Cle. (11/3)**
- Posted a solo tackle, 1 PD from scrimmage and played on special teams in **game 4 at Buf. (9/29)**
- Saw action on special teams, recording a solo tackle, in the 30-9 victory in **game 3 vs. Hou. (9/22)**
- Played on special teams before leaving the game with a knee injury in the 14-6 victory in **game 2 vs. Cle. (9/15)**
- Saw action from scrimmage and on special teams in **game 1 at Den. (9/5)**

**CAREER HIGHLIGHTS:**

- Posted a career-high 4 PD vs. NYG (12/23/12)
- Started his first-career NFL game and tied a career high with 3 solo tackles vs. Pit. (12/2/12)
- Recorded his first-career tackles (finished with 3 stops) from scrimmage vs. Ind. (12/11/11)
- Saw action in his first-career NFL game at STL (9/25/11)

**2013**

**GAME-BY-GAME DEFENSE**

**RAVENS**

| Date/Opp.      | TT       | Solo     | Asst.    | Sacks      | INT        | PD       | FF       | FR       |
|----------------|----------|----------|----------|------------|------------|----------|----------|----------|
| 9/5 @ Den.     | 0        | 0        | 0        | 0-0        | 0-0        | 0        | 0        | 0        |
| 9/15 vs. Cle.  | 0        | 0        | 0        | 0-0        | 0-0        | 0        | 0        | 0        |
| 9/22 vs. Hou.  | 0        | 0        | 0        | 0-0        | 0-0        | 0        | 0        | 0        |
| 9/29 @ Buf.    | 1        | 1        | 0        | 0-0        | 0-0        | 1        | 0        | 0        |
| 10/6 @ Mia.    | 0        | 0        | 0        | 0-0        | 0-0        | 0        | 0        | 0        |
| 10/13 vs. GB   | 0        | 0        | 0        | 0-0        | 0-0        | 0        | 0        | 0        |
| 10/20 @ Pit.   | 0        | 0        | 0        | 0-0        | 0-0        | 0        | 0        | 0        |
| 11/3 @ Cle.    | 0        | 0        | 0        | 0-0        | 0-0        | 0        | 0        | 0        |
| 11/10 vs. Cin. | 1        | 0        | 1        | 0-0        | 0-0        | 0        | 0        | 0        |
| 11/17 @ Chi.   | 0        | 0        | 0        | 0-0        | 0-0        | 0        | 0        | 0        |
| 11/24 vs. NYJ  | 0        | 0        | 0        | 0-0        | 0-0        | 0        | 0        | 0        |
| 11/28 vs. Pit. | 0        | 0        | 0        | 0-0        | 0-0        | 0        | 0        | 0        |
| 12/8 vs. Min.  | 0        | 0        | 0        | 0-0        | 0-0        | 0        | 0        | 0        |
| 12/16 @ Det.   | 0        | 0        | 0        | 0-0        | 0-0        | 0        | 0        | 0        |
| 12/22 vs. NE   | 0        | 0        | 0        | 0-0        | 0-0        | 0        | 0        | 0        |
| 12/29 @ Cin.   | 0        | 0        | 0        | 0-0        | 0-0        | 0        | 0        | 0        |
| <b>Totals</b>  | <b>2</b> | <b>1</b> | <b>1</b> | <b>0-0</b> | <b>0-0</b> | <b>1</b> | <b>0</b> | <b>0</b> |

**2013**

**GAME-BY-GAME SPECIAL TEAMS TACKLES**

**RAVENS**

| Date/Opp.      | TT       | Solo     | Asst.    | FF       | FR       | BK       |
|----------------|----------|----------|----------|----------|----------|----------|
| 9/5 @ Den.     | 0        | 0        | 0        | 0        | 0        | 0        |
| 9/15 vs. Cle.  | 0        | 0        | 0        | 0        | 0        | 0        |
| 9/22 vs. Hou.  | 1        | 1        | 0        | 0        | 0        | 0        |
| 9/29 @ Buf.    | 0        | 0        | 0        | 0        | 0        | 0        |
| 10/6 @ Mia.    | 0        | 0        | 0        | 0        | 0        | 0        |
| 10/13 vs. GB   | 1        | 1        | 0        | 0        | 0        | 0        |
| 10/20 @ Pit.   | 0        | 0        | 0        | 0        | 0        | 0        |
| 11/3 @ Cle.    | 2        | 1        | 1        | 0        | 0        | 0        |
| 11/10 vs. Cin. | 1        | 1        | 0        | 0        | 0        | 0        |
| 11/17 @ Chi.   | 0        | 0        | 0        | 0        | 0        | 0        |
| 11/24 vs. NYJ  | 0        | 0        | 0        | 0        | 0        | 0        |
| 11/28 vs. Pit. | 2        | 2        | 0        | 0        | 0        | 0        |
| 12/8 vs. Min.  | 0        | 0        | 0        | 0        | 0        | 0        |
| 12/16 @ Det.   | 0        | 0        | 0        | 0        | 0        | 0        |
| 12/22 vs. NE   | 1        | 1        | 0        | 0        | 0        | 0        |
| 12/29 @ Cin.   | 0        | 0        | 0        | 0        | 0        | 0        |
| <b>Totals</b>  | <b>8</b> | <b>7</b> | <b>1</b> | <b>0</b> | <b>0</b> | <b>0</b> |

# 23 CHYKIE BROWN

## REGULAR SEASON

| Year          | Team      | GP        | GS       | TACKLES   |           |          | SACKS      |            | INTERCEPTIONS |          |          |          |          | FUMBLES  |          |          |          |
|---------------|-----------|-----------|----------|-----------|-----------|----------|------------|------------|---------------|----------|----------|----------|----------|----------|----------|----------|----------|
|               |           |           |          | TT        | Solo      | Asst.    | No.        | Yards      | No.           | Yards    | LG       | TD       | PD       | FF       | FR       | Yards    |          |
| 2011          | Baltimore | 7         | 0        | 3         | 3         | 0        | 0.0        | 0.0        | 0             | 0        | 0        | 0        | 0        | 1        | 0        | 0        | 0        |
| 2012          | Baltimore | 16        | 1        | 14        | 12        | 2        | 0.0        | 0.0        | 0             | 0        | 0        | 0        | 0        | 6        | 0        | 0        | 0        |
| 2013          | Baltimore | 16        | 0        | 2         | 1         | 1        | 0.0        | 0.0        | 0             | 0        | 0        | 0        | 0        | 1        | 0        | 0        | 0        |
| <b>Totals</b> |           | <b>39</b> | <b>1</b> | <b>19</b> | <b>16</b> | <b>3</b> | <b>0.0</b> | <b>0.0</b> | <b>0</b>      | <b>0</b> | <b>0</b> | <b>0</b> | <b>0</b> | <b>8</b> | <b>0</b> | <b>0</b> | <b>0</b> |

SPECIAL TEAMS TACKLES (20): 2011 (1); 2012 (11); 2013 (8)

## CAREER SINGLE-GAME HIGHS (REGULAR SEASON)

**Total Tackles:** 3 3 times (last: 12/30/12 at Cin.)  
**Solo Tackles:** 3 2 times (last: 12/2/12 vs. Pit.)  
**Sacks:** 0  
**Interceptions:** None  
**Forced Fumbles:** None  
**Fumble Recoveries:** None  
**Passes Defensed:** 4 (12/23/12 vs. NYG)

## POSTSEASON

| Year          | Team      | GP       | GS       | TACKLES  |          |          | SACKS      |            | INTERCEPTIONS |          |          |          |          | FUMBLES  |          |          |          |
|---------------|-----------|----------|----------|----------|----------|----------|------------|------------|---------------|----------|----------|----------|----------|----------|----------|----------|----------|
|               |           |          |          | TT       | Solo     | Asst.    | No.        | Yards      | No.           | Yards    | LG       | TD       | PD       | FF       | FR       | Yards    |          |
| 2011          | Baltimore | 0        | 0        | 0        | 0        | 0        | 0.0        | 0.0        | 0             | 0        | 0        | 0        | 0        | 0        | 0        | 0        | 0        |
| 2012          | Baltimore | 4        | 2        | 9        | 7        | 2        | 0.0        | 0.0        | 0             | 0        | 0        | 0        | 0        | 2        | 0        | 0        | 0        |
| <b>Totals</b> |           | <b>4</b> | <b>2</b> | <b>9</b> | <b>7</b> | <b>2</b> | <b>0.0</b> | <b>0.0</b> | <b>0</b>      | <b>0</b> | <b>0</b> | <b>0</b> | <b>0</b> | <b>2</b> | <b>0</b> | <b>0</b> | <b>0</b> |



BALTIMORE  
RAVENS

14

**MARLON BROWN**  
WIDE RECEIVER | 6-5 | 205

**COLLEGE:** Georgia **HS:** Harding Academy (Memphis, TN)  
**BORN:** 4/22/91, Memphis, TN  
**EXP. (NFL/RAVENS):** Rookie **GP/GS (PLAYOFFS):** 14/12 (0/0)

**2013 SEASON HIGHLIGHTS:** Saw action in 14 games (12 starts) and finished third on the team with 49 receptions for 524 yards (second on team), including a team-leading and rookie franchise-record-tying 7 TDs...With his TD against the Browns in Week 2 (9/15), Brown became the first rookie in Ravens franchise history to score a TD in each of his first two career games...Was one of just two rookie free agents (S Brynden Trawick) to make the Ravens' 53-man roster opening-day

- Started and recorded 5 catches for 30 yards and 1 TD in the **season finale at Cin. (12/29)**
- Tied for the team lead with 4 receptions for 51 yards in **game 15 vs. NE (12/22)**
- Earned Pepsi Next Rookie of the Week honors as he set career highs in receptions (7) and receiving yards (92) and secured his first-career game-winning TD (with :04 remaining) in the 29-26 win in **game 13 vs. Min. (12/8)**...His 7 catches for 92 yards led the team
- Started and tied for the team lead (Torrey Smith) with a career-high 5 receptions for 54 yards, a career-high 2 TDs and caught a 2-point conversion in **game 8 at Cle. (11/3)**
- Started and hauled in 4 receptions for 45 yards and 1 TD in the 14-6 victory in **game 2 vs. Cle. (9/15)**...With his TD against the Browns in Week 2, Brown became the first rookie in Ravens franchise history to score a TD in each of his first two career games
- Started his first-career NFL game, pulled in his first-career reception (finished with 4 receptions for 65 yards) and his first-career TD (13-yarder) in **game 1 at Den. (9/5)**

**COLLEGE HIGHLIGHTS:**

- Appeared in 40 career games (11 starts) at Georgia
- Recorded 55 receptions for 851 yards and 8 TDs
- Registered four-career 100-yard receiving contests
- Played in eight contests (six starts) as a senior in 2012, hauling in career highs in receptions (27), yards (469) and TDs (4) before suffering a season-ending knee injury

**2013**

**GAME-BY-GAME OFFENSE**

| RAVENS<br>Date/Opp. | RECEIVING        |            |             |           |          | RUSHING  |           |             |           |          |
|---------------------|------------------|------------|-------------|-----------|----------|----------|-----------|-------------|-----------|----------|
|                     | No.              | Yds.       | Avg.        | LG        | TD       | No.      | Yds.      | Avg.        | LG        | TD       |
| 9/5 @ Den.          | 4                | 65         | 16.3        | 23        | 1        | 0        | 0         | 0.0         | 0         | 0        |
| 9/15 vs. Cle.       | 4                | 45         | 11.3        | 18        | 1        | 0        | 0         | 0.0         | 0         | 0        |
| 9/22 vs. Hou.       | 2                | 6          | 3.0         | 4         | 0        | 0        | 0         | 0.0         | 0         | 0        |
| 9/29 @ Buf.         | 4                | 34         | 8.5         | 14        | 1        | 0        | 0         | 0.0         | 0         | 0        |
| 10/6 @ Mia.         | INACTIVE - THIGH |            |             |           |          | --       | --        | --          | --        | --       |
| 10/13 vs. GB        | 3                | 71         | 23.7        | 59        | 0        | 1        | -2        | -2.0        | -2        | 0        |
| 10/20 @ Pit.        | 4                | 22         | 5.5         | 9         | 0        | 0        | 0         | 0.0         | 0         | 0        |
| 11/3 @ Cle.         | 5                | 54         | 10.8        | 19t       | 2        | 0        | 0         | 0.0         | 0         | 0        |
| 11/10 vs. Cin.      | 1                | 10         | 10.0        | 10        | 0        | 0        | 0         | 0.0         | 0         | 0        |
| 11/17 @ Chi.        | INACTIVE - KNEE  |            |             |           |          | --       | --        | --          | --        | --       |
| 11/24 vs. NYJ       | 1                | 1          | 1.0         | 1         | 0        | 0        | 0         | 0.0         | 0         | 0        |
| 11/28 vs. Pit.      | 1                | 12         | 12.0        | 12        | 0        | 0        | 0         | 0.0         | 0         | 0        |
| 12/8 vs. Min.       | 7                | 92         | 13.1        | 35        | 1        | 0        | 0         | 0.0         | 0         | 0        |
| 12/16 @ Det.        | 4                | 31         | 7.8         | 24        | 0        | 0        | 0         | 0.0         | 0         | 0        |
| 12/22 vs. NE        | 4                | 51         | 12.8        | 21        | 0        | 0        | 0         | 0.0         | 0         | 0        |
| 12/29 @ Cin.        | 5                | 30         | 6.0         | 9         | 1        | 0        | 0         | 0.0         | 0         | 0        |
| <b>Totals</b>       | <b>49</b>        | <b>524</b> | <b>10.7</b> | <b>59</b> | <b>7</b> | <b>1</b> | <b>-2</b> | <b>-2.0</b> | <b>-2</b> | <b>0</b> |

**REGULAR SEASON**

| Year          | Team      | GP        | GS        | RECEIVING |            |             |           |          | RUSHING  |           |             |           |          |
|---------------|-----------|-----------|-----------|-----------|------------|-------------|-----------|----------|----------|-----------|-------------|-----------|----------|
|               |           |           |           | No.       | Yards      | Avg.        | LG        | TD       | No.      | Yards     | Avg.        | LG        | TD       |
| 2013          | Baltimore | 14        | 12        | 49        | 524        | 10.7        | 59        | *7       | 1        | -2        | -2.0        | -2        | 0        |
| <b>Totals</b> |           | <b>14</b> | <b>12</b> | <b>49</b> | <b>524</b> | <b>10.7</b> | <b>59</b> | <b>7</b> | <b>1</b> | <b>-2</b> | <b>-2.0</b> | <b>-2</b> | <b>0</b> |

\*LED TEAM

**CAREER SINGLE-GAME HIGHS (REGULAR SEASON)**

**RECEIVING**

**Receptions:**  
7 (12/8/13 vs. Min.)  
**Yardage:**  
92 (12/8/13 vs. Min.)  
**Long Gain:**  
59 (10/13/13 vs. GB)  
**Touchdowns:**  
2 (11/3/13 at Cle.)

**RUSHING**

**Carries:**  
1 (10/13/13 vs. GB)  
**Yardage:**  
-2 (10/13/13 vs. GB)  
**Long Gain:**  
-2 (10/13/13 vs. GB)  
**Touchdowns:**  
None





BALTIMORE  
**RAVENS**

**56**

**JOSH BYNES**  
LINEBACKER | 6-1 | 240

**COLLEGE:** Auburn **HS:** Boyd Anderson (Lauderdale Lakes, FL)  
**BORN:** 8/24/89, Lauderdale Lakes, FL  
**EXP. (NFL/RAVENS):** 2/2 **GP/GS (PLAYOFFS):** 26/9 (4/0)

**2013 SEASON HIGHLIGHTS:** Saw action in 15 games, including a career-high six starts (missed one game with a finger injury), and produced career highs in tackles (41), solo stops (19) and PD (3), while adding 4 special teams tackles

- Recorded 6 tackles (3 solo) in the 22-20 victory in **game 12 vs. Pit. (11/28)**
- Subbed and recorded 2 tackles from scrimmage and a special teams stop in the 20-17 overtime win in **game 9 vs. Cin. (11/10)**
- Started and posted 1 tackle and 1 PD for a defense that allowed 22 rushing yards (fourth fewest by an opponent in franchise history) in the 26-23 victory in **game 5 at Mia. (10/6)**
- Started and recorded 2 tackles and a QB hit for a defense that did not allow a TD for the second-consecutive contest and held the Texans to 25% (3-of-12) on third down in the 30-9 victory in **game 3 vs. Hou. (9/22)**
- Started and posted 8 tackles, including 1 TFL, for a defense that didn't allow a TD and held the Browns to 27% (4-of-15) on third down in the 14-6 victory in **game 2 vs. Cle. (9/15)**
- Started and led the team with 8 tackles (6 solo) in **game 1 at Den. (9/5)**

**CAREER HIGHLIGHTS:**

- Recorded Super Bowl XLVII's final tackle (Ted Ginn) that sealed the Ravens' 34-31 victory over San Francisco
- Posted a career-high 13 tackles in his first-career start vs. Den. (12/16/12)
- Recorded his first-career tackle from scrimmage in the 55-20 victory vs. Oak. (11/11/12)
- Played in his first-career NFL game vs. SF (11/24/11)

**2013**

**GAME-BY-GAME DEFENSE**

**RAVENS**

| Date/Opp.      | TT                       | Solo      | Asst.     | Sacks      | INT        | PD       | FF       | FR       |
|----------------|--------------------------|-----------|-----------|------------|------------|----------|----------|----------|
| 9/5 @ Den.     | 8                        | 6         | 2         | 0-0        | 0-0        | 0        | 0        | 0        |
| 9/15 vs. Cle.  | 8                        | 3         | 5         | 0-0        | 0-0        | 0        | 0        | 0        |
| 9/22 vs. Hou.  | 2                        | 1         | 1         | 0-0        | 0-0        | 0        | 0        | 0        |
| 9/29 @ Buf.    | 8                        | 4         | 4         | 0-0        | 0-0        | 0        | 0        | 0        |
| 10/6 @ Mia.    | 1                        | 0         | 1         | 0-0        | 0-0        | 1        | 0        | 0        |
| 10/13 vs. GB   | 4                        | 0         | 4         | 0-0        | 0-0        | 1        | 0        | 0        |
| 10/20 @ Pit.   | INACTIVE - FINGER, THIGH |           |           |            |            |          |          |          |
| 11/3 @ Cle.    | 0                        | 0         | 0         | 0-0        | 0-0        | 1        | 0        | 0        |
| 11/10 vs. Cin. | 2                        | 1         | 1         | 0-0        | 0-0        | 0        | 0        | 0        |
| 11/17 @ Chi.   | 1                        | 1         | 0         | 0-0        | 0-0        | 0        | 0        | 0        |
| 11/24 vs. NYJ  | 0                        | 0         | 0         | 0-0        | 0-0        | 0        | 0        | 0        |
| 11/28 vs. Pit. | 6                        | 3         | 3         | 0-0        | 0-0        | 0        | 0        | 0        |
| 12/8 vs. Min.  | 1                        | 0         | 1         | 0-0        | 0-0        | 0        | 0        | 0        |
| 12/16 @ Det.   | 0                        | 0         | 0         | 0-0        | 0-0        | 0        | 0        | 0        |
| 12/22 vs. NE   | 0                        | 0         | 0         | 0-0        | 0-0        | 0        | 0        | 0        |
| 12/29 @ Cin.   | 0                        | 0         | 0         | 0-0        | 0-0        | 0        | 0        | 0        |
| <b>Totals</b>  | <b>41</b>                | <b>19</b> | <b>22</b> | <b>0-0</b> | <b>0-0</b> | <b>3</b> | <b>0</b> | <b>0</b> |

**2013**

**GAME-BY-GAME SPECIAL TEAMS TACKLES**

**RAVENS**

| Date/Opp.      | TT                       | Solo     | Asst.    | FF       | FR       | BK       |
|----------------|--------------------------|----------|----------|----------|----------|----------|
| 9/5 @ Den.     | 0                        | 0        | 0        | 0        | 0        | 0        |
| 9/15 vs. Cle.  | 0                        | 0        | 0        | 0        | 0        | 0        |
| 9/22 vs. Hou.  | 0                        | 0        | 0        | 0        | 0        | 0        |
| 9/29 @ Buf.    | 1                        | 0        | 1        | 0        | 0        | 0        |
| 10/6 @ Mia.    | 1                        | 1        | 0        | 0        | 0        | 0        |
| 10/13 vs. GB   | 0                        | 0        | 0        | 0        | 0        | 0        |
| 10/20 @ Pit.   | INACTIVE - FINGER, THIGH |          |          |          |          |          |
| 11/3 @ Cle.    | 0                        | 0        | 0        | 0        | 0        | 0        |
| 11/10 vs. Cin. | 1                        | 1        | 0        | 0        | 0        | 0        |
| 11/17 @ Chi.   | 1                        | 1        | 0        | 0        | 0        | 0        |
| 11/24 vs. NYJ  | 0                        | 0        | 0        | 0        | 0        | 0        |
| 11/28 vs. Pit. | 0                        | 0        | 0        | 0        | 0        | 0        |
| 12/8 vs. Min.  | 0                        | 0        | 0        | 0        | 0        | 0        |
| 12/16 @ Det.   | 0                        | 0        | 0        | 0        | 0        | 0        |
| 12/22 vs. NE   | 0                        | 0        | 0        | 0        | 0        | 0        |
| 12/29 @ Cin.   | 0                        | 0        | 0        | 0        | 0        | 0        |
| <b>Totals</b>  | <b>4</b>                 | <b>3</b> | <b>1</b> | <b>0</b> | <b>0</b> | <b>0</b> |







BALTIMORE  
**RAVENS**

**99**

**CHRIS CANTY**  
DEFENSIVE END | 6-7 | 317

**COLLEGE:** Virginia **HS:** Charlotte Latin School (Charlotte, NC)  
**BORN:** 11/10/82, Charlotte, NC  
**EXP. (NFL/RAVENS):** 9/1 **GP/GS (PLAYOFFS):** 128/108 (6/6)

**2013 SEASON HIGHLIGHTS:** Played in 15 games (including 13 starts), finishing with 30 tackles (20 solo), 2 sacks (-22 yards), 4 PD and a career-high 2 FFs

- Recorded 4 solo tackles in **game 10 at Chi. (11/17)**
- Started his 100th-career game and posted 3 solo tackles in **game 7 at Pit. (10/20)**
- Recorded a solo tackle for a defense that allowed just 22 rushing yards (fourth fewest by an opponent in franchise history) in the 26-23 victory in **game 5 at Mia. (10/6)**
- Started and contributed 5 tackles (3 solo), 1 sack (-18 yards) and a career-high 2 FFs (one of which was recovered by the Ravens and led to a TD three plays later) for a defense that forced 3 turnovers in **game 4 at Buf. (9/29)**
- Started for a defense that didn't allow a TD and held the Browns to 27% (4-of-15) on third down, but left the game in the third quarter with a groin injury in the 14-6 victory in **game 2 vs. Cle. (9/15)**
- Started and posted 2 solo tackles, including 1 sack (-4 yards) and a team-high-tying (OLB Terrell Suggs) 3 QB hits, in **game 1 at Den. (9/5)**

**CAREER HIGHLIGHTS:**

- Won Super Bowl XLVI, with the NY Giants in 2011, while starting all 16 games
- Posted a career-high 8 tackles at Bal. (12/23/12)
- Recorded a career-high 4 sacks in 2011

**2013**

**GAME-BY-GAME DEFENSE**

**RAVENS**

| Date/Opp.      | TT               | Solo      | Asst.     | Sacks       | INT        | PD       | FF       | FR       |
|----------------|------------------|-----------|-----------|-------------|------------|----------|----------|----------|
| 9/5 @ Den.     | 2                | 2         | 0         | 1-4         | 0-0        | 0        | 0        | 0        |
| 9/15 vs. Cle.  | 0                | 0         | 0         | 0-0         | 0-0        | 0        | 0        | 0        |
| 9/22 vs. Hou.  | INACTIVE - THIGH |           |           |             |            |          |          |          |
| 9/29 @ Buf.    | 5                | 3         | 2         | 1-18        | 0-0        | 0        | 2        | 0        |
| 10/6 @ Mia.    | 1                | 1         | 0         | 0-0         | 0-0        | 0        | 0        | 0        |
| 10/13 vs. GB   | 1                | 1         | 0         | 0-0         | 0-0        | 0        | 0        | 0        |
| 10/20 @ Pit.   | 3                | 3         | 0         | 0-0         | 0-0        | 0        | 0        | 0        |
| 11/3 @ Cle.    | 3                | 2         | 1         | 0-0         | 0-0        | 0        | 0        | 0        |
| 11/10 vs. Cin. | 2                | 1         | 1         | 0-0         | 0-0        | 0        | 0        | 0        |
| 11/17 @ Chi.   | 4                | 4         | 0         | 0-0         | 0-0        | 0        | 0        | 0        |
| 11/24 vs. NYJ  | 0                | 0         | 0         | 0-0         | 0-0        | 1        | 0        | 0        |
| 11/28 vs. Pit. | 0                | 0         | 0         | 0-0         | 0-0        | 1        | 0        | 0        |
| 12/8 vs. Min.  | 2                | 0         | 2         | 0-0         | 0-0        | 2        | 0        | 0        |
| 12/16 @ Det.   | 2                | 1         | 1         | 0-0         | 0-0        | 0        | 0        | 0        |
| 12/22 vs. NE   | 2                | 0         | 2         | 0-0         | 0-0        | 0        | 0        | 0        |
| 12/29 @ Cin.   | 3                | 2         | 1         | 0-0         | 0-0        | 0        | 0        | 0        |
| <b>Totals</b>  | <b>30</b>        | <b>20</b> | <b>10</b> | <b>2-22</b> | <b>0-0</b> | <b>4</b> | <b>2</b> | <b>0</b> |

**REGULAR SEASON**

| Year          | Team      | GP         | GS         | TACKLES    |            |            | SACKS       |              | INTERCEPTIONS |          |          |          | FUMBLES   |          |          |          |
|---------------|-----------|------------|------------|------------|------------|------------|-------------|--------------|---------------|----------|----------|----------|-----------|----------|----------|----------|
|               |           |            |            | TT         | Solo       | Asst.      | No.         | Yards        | No.           | Yards    | LG       | TD       | PD        | FF       | FR       | Yards    |
| 2005          | Dallas    | 16         | 2          | 35         | 23         | 12         | 2.5         | 17.5         | 0             | 0        | 0        | 0        | 0         | 1        | 0        | 0        |
| 2006          | Dallas    | 16         | 16         | 33         | 24         | 9          | 1.0         | 2.0          | 0             | 0        | 0        | 0        | 1         | 0        | 0        | 0        |
| 2007          | Dallas    | 16         | 16         | 43         | 30         | 13         | 3.5         | 25.0         | 0             | 0        | 0        | 0        | 2         | 0        | 1        | 0        |
| 2008          | Dallas    | 16         | 16         | 37         | 25         | 12         | 3.0         | 23.5         | 0             | 0        | 0        | 0        | 5         | 0        | 0        | 0        |
| 2009          | NY Giants | 8          | 4          | 23         | 10         | 13         | 0.5         | 1.0          | 0             | 0        | 0        | 0        | 0         | 0        | 0        | 0        |
| 2010          | NY Giants | 16         | 16         | 54         | 36         | 18         | 1.5         | 14.0         | 0             | 0        | 0        | 0        | 3         | 1        | 0        | 0        |
| 2011          | NY Giants | 16         | 16         | 47         | 31         | 16         | 4.0         | 20.0         | 0             | 0        | 0        | 0        | 1         | 0        | 0        | 0        |
| 2012          | NY Giants | 9          | 9          | 28         | 20         | 8          | 3.0         | 19.0         | 0             | 0        | 0        | 0        | 0         | 0        | 0        | 0        |
| 2013          | Baltimore | 15         | 13         | 30         | 20         | 10         | 2.0         | 22.0         | 0             | 0        | 0        | 0        | 4         | 2        | 0        | 0        |
| <b>Totals</b> |           | <b>128</b> | <b>108</b> | <b>330</b> | <b>219</b> | <b>111</b> | <b>21.0</b> | <b>144.0</b> | <b>0</b>      | <b>0</b> | <b>0</b> | <b>0</b> | <b>16</b> | <b>4</b> | <b>1</b> | <b>0</b> |

**CAREER SINGLE-GAME HIGHS (REGULAR SEASON)**

**Total Tackles:** 8 (12/23/12 at Bal.)  
**Sacks:** 1 (13 times (last: 9/29/13 at Buf.))  
**Forced Fumbles:** 2 (9/29/13 at Buf.)  
**Passes Defensed:** 2 (12/8/13 vs. Min.)

**Solo Tackles:** 5 (3 times (last: 12/23/12 at Bal.))  
**INTs:** None  
**Fumble Recoveries:** 1 (11/18/07 vs. Was.)

**POSTSEASON**

| Year          | Team      | GP       | GS       | TACKLES   |           |          | SACKS      |             | INTERCEPTIONS |          |          |          | FUMBLES  |          |          |          |
|---------------|-----------|----------|----------|-----------|-----------|----------|------------|-------------|---------------|----------|----------|----------|----------|----------|----------|----------|
|               |           |          |          | TT        | Solo      | Asst.    | No.        | Yards       | No.           | Yards    | LG       | TD       | PD       | FF       | FR       | Yards    |
| 2006          | Dallas    | 1        | 1        | 7         | 7         | 0        | 0.0        | 0.0         | 0             | 0        | 0        | 0        | 0        | 0        | 0        | 0        |
| 2007          | Dallas    | 1        | 1        | 3         | 2         | 1        | 1.0        | 10.0        | 0             | 0        | 0        | 0        | 1        | 0        | 0        | 0        |
| 2011          | NY Giants | 4        | 4        | 5         | 2         | 3        | 0.0        | 0.0         | 0             | 0        | 0        | 0        | 2        | 0        | 0        | 0        |
| <b>Totals</b> |           | <b>6</b> | <b>6</b> | <b>15</b> | <b>11</b> | <b>4</b> | <b>1.0</b> | <b>10.0</b> | <b>0</b>      | <b>0</b> | <b>0</b> | <b>0</b> | <b>3</b> | <b>0</b> | <b>0</b> | <b>0</b> |



BALTIMORE  
**RAVENS**

**87**

**DALLAS CLARK**  
TIGHT END | 6-3 | 252

COLLEGE: Iowa HS: Twin River Valley (Bode, IA)

BORN: 6/12/79, Livermore, IA

EXP. (NFL/RAVENS): 11/1 GP/GS (PLAYOFFS): 143/118 (13/12)

**2013 SEASON HIGHLIGHTS:** Saw action in 12 games after being signed by the Ravens on 8/13...Recorded 31 receptions for 343 yards and 3 TDs...Became the ninth TE in NFL history to record 500-career catches at Chi. (11/17/13)

- Subbed and pulled in his 500th-career catch (finished the game with 2 receptions for 31 yards), becoming the ninth TE in NFL history to reach the milestone in **game 10 at Chi. (11/17)**
- Caught a 1-yard TD pass to open the scoring in the 20-17 overtime win in **game 9 vs. Cin. (11/10)**
- Netted 3 receptions for 9 yards and a TD for the second-consecutive week in **game 7 at Pit. (10/20)**
- Tied for the team lead (Tandon Doss) with 4 receptions for 81 yards, including a season-long 45-yarder and a one-handed 18-yard TD catch, in **game 6 vs. GB (10/13)**
- Finished second on the team with 4 receptions for 46 yards in the 30-9 victory in **game 3 vs. Hou. (9/22)**
- Netted 1 reception for 8 yards in the 14-6 victory in **game 2 vs. Cle. (9/15)**
- Saw action in his first game as a Raven and finished second on the team with 7 receptions for 87 yards in **game 1 at Den. (9/5)**

**CAREER HIGHLIGHTS:**

- Became the ninth TE in NFL history to record 500-career catches at Chi. (11/17/13)
- Holds the Colts' career records among TEs in receptions (427) and TDs (46), while ranking second in yards (4,887) and 100-yard receiving games (7)...Only Hall of Fame TE John Mackey's 5,126 receiving yards and 8 100-yard games best Clark
- Is one of just three TEs in NFL history with 100 receptions in a season (100) while with the Colts in 2009
- Recorded a career-high 14 receptions vs. Hou. (11/8/09), a career-high 183 receiving yards at Mia. (9/21/09) and pulled in a career-high 3 TDs vs. Den. (12/13/09)
- NFL's all-time leader among TEs in postseason receptions (64) and receiving yards (847)

**CAREER HONORS:**

- Pro Bowl (2009)
- *Associated Press* first-team All-Pro (2009)
- Colts Man of the Year (2009)
- NFL Alumni Tight End of the Year (2009)
- *Football Digest* NFL All-Rookie Team (2003)

| 2013                 |              |            |             |           |          |          |          |            |          |          |
|----------------------|--------------|------------|-------------|-----------|----------|----------|----------|------------|----------|----------|
| GAME-BY-GAME OFFENSE |              |            |             |           |          |          |          |            |          |          |
| RAVENS<br>Date/Opp.  | RECEIVING    |            |             |           |          | RUSHING  |          |            |          |          |
|                      | No.          | Yds.       | Avg.        | LG        | TD       | No.      | Yds.     | Avg.       | LG       | TD       |
| 9/5 @ Den.           | 7            | 87         | 12.4        | 31        | 0        | 0        | 0        | 0.0        | 0        | 0        |
| 9/15 vs. Cle.        | 1            | 8          | 8.0         | 8         | 0        | 0        | 0        | 0.0        | 0        | 0        |
| 9/22 vs. Hou.        | 4            | 46         | 11.5        | 21        | 0        | 0        | 0        | 0.0        | 0        | 0        |
| 9/29 @ Buf.          | 4            | 34         | 8.5         | 17        | 0        | 0        | 0        | 0.0        | 0        | 0        |
| 10/6 @ Mia.          | 0            | 0          | 0.0         | 0         | 0        | 0        | 0        | 0.0        | 0        | 0        |
| 10/13 vs. GB         | 4            | 81         | 20.3        | 45        | 1        | 0        | 0        | 0.0        | 0        | 0        |
| 10/20 @ Pit.         | 3            | 9          | 3.0         | 6         | 1        | 0        | 0        | 0.0        | 0        | 0        |
| 11/3 @ Cle.          | 1            | 14         | 14          | 14        | 0        | 0        | 0        | 0.0        | 0        | 0        |
| 11/10 vs. Cin.       | 1            | 1          | 1.0         | 1         | 1        | 0        | 0        | 0.0        | 0        | 0        |
| 11/17 @ Chi.         | 2            | 31         | 15.5        | 17        | 0        | 0        | 0        | 0.0        | 0        | 0        |
| 11/24 vs. NYJ        | 3            | 24         | 8.0         | 12        | 0        | 0        | 0        | 0.0        | 0        | 0        |
| 11/28 vs. Pit.       | 1            | 8          | 8.0         | 8         | 0        | 0        | 0        | 0.0        | 0        | 0        |
| 12/8 vs. Min.        | INACTIVE     |            |             |           |          | --       | --       | --         | --       | --       |
| 12/16 @ Det.         | DID NOT PLAY |            |             |           |          | --       | --       | --         | --       | --       |
| 12/22 vs. NE         | INACTIVE     |            |             |           |          | --       | --       | --         | --       | --       |
| 12/29 @ Cin.         | INACTIVE     |            |             |           |          | --       | --       | --         | --       | --       |
| <b>Totals</b>        | <b>31</b>    | <b>343</b> | <b>11.1</b> | <b>45</b> | <b>3</b> | <b>0</b> | <b>0</b> | <b>0.0</b> | <b>0</b> | <b>0</b> |

# 87 DALLAS CLARK

## REGULAR SEASON

| Year          | Team         | GP         | GS         | RECEIVING  |              |             |            |           | RUSHING  |           |             |           |          |
|---------------|--------------|------------|------------|------------|--------------|-------------|------------|-----------|----------|-----------|-------------|-----------|----------|
|               |              |            |            | No.        | Yards        | Avg.        | LG         | TD        | No.      | Yards     | Avg.        | LG        | TD       |
| 2003          | Indianapolis | 10         | 10         | 29         | 340          | 11.7        | 42         | 1         | 0        | 0         | 0.0         | 0         | 0        |
| 2004          | Indianapolis | 15         | 13         | 25         | 423          | 16.9        | 80t        | 5         | 0        | 0         | 0.0         | 0         | 0        |
| 2005          | Indianapolis | 15         | 14         | 37         | 488          | 13.2        | 56         | 4         | 0        | 0         | 0.0         | 0         | 0        |
| 2006          | Indianapolis | 12         | 12         | 30         | 367          | 12.2        | 40         | 4         | 0        | 0         | 0.0         | 0         | 0        |
| 2007          | Indianapolis | 15         | 15         | 58         | 616          | 10.6        | 39         | 11        | 2        | 29        | 14.5        | 15        | 0        |
| 2008          | Indianapolis | 15         | 15         | 77         | 848          | 11.0        | 33         | 6         | 0        | 0         | 0.0         | 0         | 0        |
| 2009          | Indianapolis | 16         | 16         | 100        | 1,106        | 11.1        | 80t        | 10        | 2        | 11        | 5.5         | 7         | 0        |
| 2010          | Indianapolis | 6          | 6          | 37         | 347          | 9.4         | 50t        | 3         | 0        | 0         | 0.0         | 0         | 0        |
| 2011          | Indianapolis | 11         | 10         | 34         | 352          | 10.4        | 21         | 2         | 0        | 0         | 0.0         | 0         | 0        |
| 2012          | Tampa Bay    | 16         | 9          | 47         | 435          | 9.3         | 33         | 4         | 0        | 0         | 0.0         | 0         | 0        |
| 2013          | Baltimore    | 12         | 0          | 31         | 343          | 11.1        | 45         | 3         | 0        | 0         | 0.0         | 0         | 0        |
| <b>Totals</b> |              | <b>143</b> | <b>118</b> | <b>505</b> | <b>5,665</b> | <b>11.2</b> | <b>80t</b> | <b>53</b> | <b>4</b> | <b>40</b> | <b>10.0</b> | <b>15</b> | <b>0</b> |

## CAREER SINGLE-GAME HIGHS (REGULAR SEASON)

### RECEIVING

#### Receptions:

14 (11/8/09 vs. Hou.)

#### Yardage:

183 (9/21/09 at Mia.)

#### Long Gain:

80t 2 times (last: 9/21/09 at Mia.)

#### Touchdowns:

3 (12/13/09 vs. Den.)

### RUSHING

#### Carries:

14 times (last: 11/8/09 vs. Hou.)

#### Yardage:

15 (12/23/07 vs. Hou.)

#### Long Gain:

15 (12/23/07 vs. Hou.)

#### Touchdowns:

None

**100-yard Receiving Games: 7** (last: 119 yards, 11/8/09 vs. Hou.)

## POSTSEASON

| Year          | Team         | GP        | GS        | RECEIVING |            |             |           |          | RUSHING  |           |            |          |          |
|---------------|--------------|-----------|-----------|-----------|------------|-------------|-----------|----------|----------|-----------|------------|----------|----------|
|               |              |           |           | No.       | Yards      | Avg.        | LG        | TD       | No.      | Yards     | Avg.       | LG       | TD       |
| 2003          | Indianapolis | 1         | 0         | 0         | 0          | 0.0         | 0         | 0        | 0        | 0         | 0.0        | 0        | 0        |
| 2004          | Indianapolis | 2         | 2         | 8         | 138        | 17.3        | 31        | 1        | 0        | 0         | 0.0        | 0        | 0        |
| 2005          | Indianapolis | 1         | 1         | 4         | 84         | 21.0        | 50t       | 1        | 0        | 0         | 0.0        | 0        | 0        |
| 2006          | Indianapolis | 4         | 4         | 21        | 317        | 15.1        | 52        | 0        | 1        | 1         | 1.0        | 1        | 0        |
| 2007          | Indianapolis | 1         | 1         | 6         | 95         | 15.8        | 25t       | 1        | 0        | 0         | 0.0        | 0        | 0        |
| 2008          | Indianapolis | 1         | 1         | 7         | 33         | 4.7         | 9         | 0        | 1        | 9         | 9.0        | 9        | 0        |
| 2009          | Indianapolis | 3         | 3         | 18        | 180        | 10.0        | 27t       | 1        | 0        | 0         | 0.0        | 0        | 0        |
| <b>Totals</b> |              | <b>13</b> | <b>12</b> | <b>64</b> | <b>847</b> | <b>13.2</b> | <b>52</b> | <b>4</b> | <b>2</b> | <b>10</b> | <b>5.0</b> | <b>9</b> | <b>0</b> |



BALTIMORE  
RAVENS

# 62 TERRENCE CODY

NOSE TACKLE | 6-4 | 340

COLLEGE: Alabama HS: Riverdale (Fort Myers, FL)  
 BORN: 6/28/88, Fort Myers, FL  
 EXP. (NFL/RAVENS): 4/4 GP/GS (PLAYOFFS): 56/21 (8/2)

**2013 SEASON HIGHLIGHTS:** Played in 12 games, including one start (missed four games with a knee injury), and posted 15 tackles, including 7 solo

- Tied a season high with 3 tackles in **game 15 vs. NE (12/22)**
- Recorded 3 tackles for a defense that allowed just 3 points and held the Jets to 8% (1-of-12) on third down in the 19-3 win in **game 11 vs. NYJ (11/24)**
- Saw his first action in four games (knee) and contributed 2 solo tackles and a QB hit in **game 8 at Cle. (11/3)**
- Was a game-day inactive (knee) in **games 4-7**
- Recorded 1 tackle for a defense that did not allow a TD for the second-consecutive contest and held the Texans to 25% (3-of-12) on third down, before leaving the game with a knee injury in the 30-9 victory in **game 3 vs. Hou. (9/22)**
- Played along the D-line for a defense that held the Browns to 27% (4-of-15) on third down in the 14-6 victory in **game 2 vs. Cle. (9/15)**
- Saw action from scrimmage and on special teams in **game 1 at Den. (9/5)**

**CAREER HIGHLIGHTS:**

- Recorded a career-high 6 tackles (4 solo) at Jax. (10/24/11)
- Started his first-career game at Car. (11/21/10)
- Recorded his first-career tackle vs. Buf. (10/24/10)

| 2013                 |           |          |          |                 |            |          |          |          |          |
|----------------------|-----------|----------|----------|-----------------|------------|----------|----------|----------|----------|
| GAME-BY-GAME DEFENSE |           |          |          |                 |            |          |          |          |          |
| RAVENS               |           |          |          |                 |            |          |          |          |          |
| Date/Opp.            | TT        | Solo     | Asst.    | Sacks           | INT        | PD       | FF       | FR       | FR       |
| 9/5 @ Den.           | 0         | 0        | 0        | 0-0             | 0-0        | 0        | 0        | 0        | 0        |
| 9/15 vs. Cle.        | 0         | 0        | 0        | 0-0             | 0-0        | 0        | 0        | 0        | 0        |
| 9/22 vs. Hou.        | 2         | 0        | 2        | 0-0             | 0-0        | 0        | 0        | 0        | 0        |
| 9/29 @ Buf.          |           |          |          | INACTIVE - KNEE |            |          |          |          |          |
| 10/6 @ Mia.          |           |          |          | INACTIVE - KNEE |            |          |          |          |          |
| 10/13 vs. GB         |           |          |          | INACTIVE - KNEE |            |          |          |          |          |
| 10/20 @ Pit.         |           |          |          | INACTIVE - KNEE |            |          |          |          |          |
| 11/3 @ Cle.          | 2         | 2        | 0        | 0-0             | 0-0        | 0        | 0        | 0        | 0        |
| 11/10 vs. Cin.       | 1         | 1        | 0        | 0-0             | 0-0        | 0        | 0        | 0        | 0        |
| 11/17 @ Chi.         | 1         | 1        | 0        | 0-0             | 0-0        | 0        | 0        | 0        | 0        |
| 11/24 vs. NYJ        | 3         | 1        | 2        | 0-0             | 0-0        | 0        | 0        | 0        | 0        |
| 11/28 vs. Pit.       | 0         | 0        | 0        | 0-0             | 0-0        | 0        | 0        | 0        | 0        |
| 12/8 vs. Min.        | 1         | 1        | 0        | 0-0             | 0-0        | 0        | 0        | 0        | 0        |
| 12/16 @ Det.         | 0         | 0        | 0        | 0-0             | 0-0        | 0        | 0        | 0        | 0        |
| 12/22 vs. NE         | 3         | 1        | 2        | 0-0             | 0-0        | 0        | 0        | 0        | 0        |
| 12/29 @ Cin.         | 2         | 0        | 2        | 0-0             | 0-0        | 0        | 0        | 0        | 0        |
| <b>Totals</b>        | <b>15</b> | <b>7</b> | <b>8</b> | <b>0-0</b>      | <b>0-0</b> | <b>0</b> | <b>0</b> | <b>0</b> | <b>0</b> |

**REGULAR SEASON**

| Year          | Team      | GP        | GS        | TACKLES   |           |           | SACKS      |            | INTERCEPTIONS |          |          |          |          | FUMBLES  |          |          |          |          |
|---------------|-----------|-----------|-----------|-----------|-----------|-----------|------------|------------|---------------|----------|----------|----------|----------|----------|----------|----------|----------|----------|
|               |           |           |           | TT        | Solo      | Asst.     | No.        | Yards      | No.           | Yards    | LG       | TD       | PD       | FF       | FR       | Yards    |          |          |
| 2010          | Baltimore | 13        | 1         | 13        | 5         | 8         | 0.0        | 0.0        | 0             | 0        | 0        | 0        | 0        | 0        | 0        | 0        | 0        | 0        |
| 2011          | Baltimore | 16        | 16        | 34        | 21        | 13        | 0.0        | 0.0        | 0             | 0        | 0        | 0        | 1        | 0        | 0        | 0        | 0        | 0        |
| 2012          | Baltimore | 15        | 3         | 25        | 12        | 13        | 0.0        | 0.0        | 0             | 0        | 0        | 0        | 1        | 0        | 0        | 0        | 0        | 0        |
| 2013          | Baltimore | 12        | 1         | 15        | 7         | 8         | 0.0        | 0.0        | 0             | 0        | 0        | 0        | 0        | 0        | 0        | 0        | 0        | 0        |
| <b>Totals</b> |           | <b>56</b> | <b>21</b> | <b>87</b> | <b>45</b> | <b>42</b> | <b>0.0</b> | <b>0.0</b> | <b>0</b>      | <b>0</b> | <b>0</b> | <b>0</b> | <b>2</b> | <b>0</b> | <b>0</b> | <b>0</b> | <b>0</b> | <b>0</b> |

**CAREER SINGLE-GAME HIGHS (REGULAR SEASON)**

**Total Tackles:** 6 (10/24/11 at Jax.)  
**Solo Tackles:** 4 (10/24/11 at Jax.)  
**Sacks:** None  
**INTs:** None  
**Forced Fumbles:** None  
**Fumble Recoveries:** None  
**Passes Defensed:** 1 2 times (last: 12/2/12 vs. Pit.)

**POSTSEASON**

| Year          | Team      | GP       | GS       | TACKLES   |          |          | SACKS      |            | INTERCEPTIONS |          |          |          |          | FUMBLES  |          |          |          |          |
|---------------|-----------|----------|----------|-----------|----------|----------|------------|------------|---------------|----------|----------|----------|----------|----------|----------|----------|----------|----------|
|               |           |          |          | TT        | Solo     | Asst.    | No.        | Yards      | No.           | Yards    | LG       | TD       | PD       | FF       | FR       | Yards    |          |          |
| 2010          | Baltimore | 2        | 0        | 2         | 1        | 1        | 0.0        | 0.0        | 0             | 0        | 0        | 0        | 0        | 0        | 1        | 0        | 0        | 0        |
| 2011          | Baltimore | 2        | 2        | 8         | 3        | 5        | 0.0        | 0.0        | 0             | 0        | 0        | 0        | 0        | 0        | 0        | 0        | 0        | 0        |
| 2012          | Baltimore | 4        | 0        | 3         | 2        | 1        | 0.0        | 0.0        | 0             | 0        | 0        | 0        | 0        | 0        | 0        | 0        | 0        | 0        |
| <b>Totals</b> |           | <b>8</b> | <b>2</b> | <b>13</b> | <b>6</b> | <b>7</b> | <b>0.0</b> | <b>0.0</b> | <b>0</b>      | <b>0</b> | <b>0</b> | <b>0</b> | <b>0</b> | <b>0</b> | <b>1</b> | <b>0</b> | <b>0</b> | <b>0</b> |





BALTIMORE  
RAVENS

# 46

**MORGAN COX**  
LONG SNAPPER | 6-4 | 241

**COLLEGE:** Tennessee **HS:** Evangelical Christian (Memphis, TN)

**BORN:** 4/26/86, Collierville, TN

**EXP. (NFL/RAVENS):** 4/4 **GP/GS (PLAYOFFS):** 64/0 (6/0)

**2013 SEASON HIGHLIGHTS:** Saw action in all 16 games, snapping on all 91 punts, 41 FGAs and 26 PATs, and tied a career high with 2 special teams stops

- Snapped on a franchise-record 6 FGM, including a franchise-record 61-yard game-winner by K Justin Tucker, in the 18-16 victory in **game 14 at Det. (12/16)**
- Snapped for all 8 punts, both PATs and both FGAs, including the 46-yard game-winner in overtime, in **game 9 vs. Cin. (11/10)**... Also recorded a solo special teams tackle against the Bengals
- Played in his 50th-career game and snapped on all 6 punts, both PATs and both FGAs in the 14-6 victory in **game 2 vs. Cle. (9/15)**

**CAREER HIGHLIGHTS:**

- Saw action in 15 games, posting 2 special teams stops as a rookie in 2010, before being placed on Injured Reserve (knee) on 12/29/10

**CAREER HONORS:**

- Earned the team's Ed Block Courage Award in 2011 after returning from an ACL injury suffered during the 2010 season

## 46 MORGAN COX

**REGULAR SEASON**

**SPECIAL TEAMS TACKLES (6):** 2010 (2); 2011 (0); 2012 (2); 2013 (2)

**CAREER SINGLE-GAME HIGHS (REGULAR SEASON)**

**Total Special Teams Tackles:**  
1 6 times (last: 11/10/13 vs. Cin.)



BALTIMORE  
RAVENS

84

**ED DICKSON**  
TIGHT END | 6-4 | 255

COLLEGE: Oregon HS: Bellflower (CA)  
BORN: 7/25/87, Inglewood, CA  
EXP. (NFL/RAVENS): 4/4 GP/GS (PLAYOFFS): 60/44 (8/5)

**2013 SEASON HIGHLIGHTS:** Saw action in all 16 games, including 14 starts, recording 25 receptions for 273 yards and 1 TD

- Started and tied for the team lead with a season-high 4 receptions for 44 yards in **game 15 vs. NE (12/22)**
- Started and netted 2 receptions for 8 yards, including his first TD catch of the season, in the 29-26 win in **game 13 vs. Min. (12/8)**
- Started and pulled in 3 receptions for a season-high 55 yards (18.3 avg.) in the 19-3 win in **game 11 vs. NYJ (11/24)**
- Started and recorded 3 receptions for 28 yards, including an 8-yarder in overtime (good for a first down) to get the Ravens in FG range, in the 20-17 overtime win in **game 9 vs. Cin. (11/10)**
- Started and pulled in 2 passes for 17 yards in **game 7 at Pit. (10/20)**
- Started and netted 2 receptions for 51 yards, including a season-long 43-yarder (second-longest reception of his career), in the 26-23 victory in **game 5 at Mia. (10/6)**
- Started and pulled in 2 receptions for 12 yards in **game 4 at Buf. (9/29)**
- Started, but did not post a catch in the 30-9 victory in **game 3 vs. Hou. (9/22)** and in the 14-6 victory in **game 2 vs. Cle. (9/15)**
- Started and netted 1 reception for 13 yards (good for a first down) in **game 1 at Den. (9/5)**

**CAREER HIGHLIGHTS:**

- Established career highs with 10 receptions (tied for third most in franchise history) for 79 yards and 2 TDs at Sea. (11/13/11)
- His 10 receptions at Sea. (11/13/11) are a Ravens' regular season record by a TE
- Caught his first-career TD reception (34-yarder) vs. NO (12/19/10)
- Started his first-career game vs. Buf. (10/24/10)

**2013**

**GAME-BY-GAME OFFENSE**

| Date/Opp.      | RECEIVING |            |             |           |          | RUSHING  |          |            |          |          |
|----------------|-----------|------------|-------------|-----------|----------|----------|----------|------------|----------|----------|
|                | No.       | Yds.       | Avg.        | LG        | TD       | No.      | Yds.     | Avg.       | LG       | TD       |
| 9/5 @ Den.     | 1         | 13         | 13.0        | 13        | 0        | 0        | 0        | 0.0        | 0        | 0        |
| 9/15 vs. Cle.  | 0         | 0          | 0.0         | 0         | 0        | 0        | 0        | 0.0        | 0        | 0        |
| 9/22 vs. Hou.  | 0         | 0          | 0.0         | 0         | 0        | 0        | 0        | 0.0        | 0        | 0        |
| 9/29 @ Buf.    | 2         | 12         | 6.0         | 8         | 0        | 0        | 0        | 0.0        | 0        | 0        |
| 10/6 @ Mia.    | 2         | 51         | 25.5        | 43        | 0        | 0        | 0        | 0.0        | 0        | 0        |
| 10/13 vs. GB   | 0         | 0          | 0.0         | 0         | 0        | 0        | 0        | 0.0        | 0        | 0        |
| 10/20 @ Pit.   | 2         | 17         | 8.5         | 11        | 0        | 0        | 0        | 0.0        | 0        | 0        |
| 11/3 @ Cle.    | 1         | 3          | 3.0         | 3         | 0        | 0        | 0        | 0.0        | 0        | 0        |
| 11/10 vs. Cin. | 3         | 28         | 9.3         | 14        | 0        | 0        | 0        | 0.0        | 0        | 0        |
| 11/17 @ Chi.   | 1         | 16         | 16.0        | 16        | 0        | 0        | 0        | 0.0        | 0        | 0        |
| 11/24 vs. NYJ  | 3         | 55         | 18.3        | 27        | 0        | 0        | 0        | 0.0        | 0        | 0        |
| 11/28 vs. Pit. | 1         | 16         | 16.0        | 16        | 0        | 0        | 0        | 0.0        | 0        | 0        |
| 12/8 vs. Min.  | 2         | 8          | 4.0         | 7         | 1        | 0        | 0        | 0.0        | 0        | 0        |
| 12/16 @ Det.   | 3         | 10         | 3.3         | 5         | 0        | 0        | 0        | 0.0        | 0        | 0        |
| 12/22 vs. NE   | 4         | 44         | 11.0        | 17        | 0        | 0        | 0        | 0.0        | 0        | 0        |
| 12/29 @ Cin.   | 0         | 0          | 0.0         | 0         | 0        | 0        | 0        | 0.0        | 0        | 0        |
| <b>Totals</b>  | <b>25</b> | <b>273</b> | <b>10.9</b> | <b>43</b> | <b>1</b> | <b>0</b> | <b>0</b> | <b>0.0</b> | <b>0</b> | <b>0</b> |

**REGULAR SEASON**

| Year          | Team      | GP        | GS        | RECEIVING  |              |             |           |          | RUSHING  |          |            |          |          |
|---------------|-----------|-----------|-----------|------------|--------------|-------------|-----------|----------|----------|----------|------------|----------|----------|
|               |           |           |           | No.        | Yards        | Avg.        | LG        | TD       | No.      | Yards    | Avg.       | LG       | TD       |
| 2010          | Baltimore | 15        | 3         | 11         | 152          | 13.8        | 58        | 1        | 0        | 0        | 0.0        | 0        | 0        |
| 2011          | Baltimore | 16        | 16        | 54         | 528          | 9.8         | 25        | 5        | 0        | 0        | 0.0        | 0        | 0        |
| 2012          | Baltimore | 13        | 11        | 21         | 225          | 10.7        | 40        | 0        | 0        | 0        | 0.0        | 0        | 0        |
| 2013          | Baltimore | 16        | 14        | 25         | 273          | 10.9        | 43        | 1        | 0        | 0        | 0.0        | 0        | 0        |
| <b>Totals</b> |           | <b>60</b> | <b>44</b> | <b>111</b> | <b>1,178</b> | <b>10.6</b> | <b>58</b> | <b>7</b> | <b>0</b> | <b>0</b> | <b>0.0</b> | <b>0</b> | <b>0</b> |

**SPECIAL TEAMS TACKLES (4):** 2012 (1); 2013 (3)

**CAREER SINGLE-GAME HIGHS (REGULAR SEASON)**

**Receptions:** 10 (11/13/11 at Sea.)  
**Yardage:** 79 (11/13/11 at Sea.)  
**Long gain:** 58 (10/10/10 vs. Den.)  
**Touchdowns:** 2 (11/13/11 at Sea.)

**POSTSEASON**

| Year          | Team      | GP       | GS       | RECEIVING |            |             |           |          | RUSHING  |          |            |          |          |
|---------------|-----------|----------|----------|-----------|------------|-------------|-----------|----------|----------|----------|------------|----------|----------|
|               |           |          |          | No.       | Yards      | Avg.        | LG        | TD       | No.      | Yards    | Avg.       | LG       | TD       |
| 2010          | Baltimore | 2        | 1        | 1         | 2          | 2.0         | 2         | 0        | 0        | 0        | 0.0        | 0        | 0        |
| 2011          | Baltimore | 2        | 1        | 3         | 37         | 12.3        | 16        | 0        | 0        | 0        | 0.0        | 0        | 0        |
| 2012          | Baltimore | 4        | 3        | 6         | 90         | 15.0        | 24        | 0        | 0        | 0        | 0.0        | 0        | 0        |
| <b>Totals</b> |           | <b>8</b> | <b>5</b> | <b>10</b> | <b>129</b> | <b>12.9</b> | <b>24</b> | <b>0</b> | <b>0</b> | <b>0</b> | <b>0.0</b> | <b>0</b> | <b>0</b> |



BALTIMORE  
**RAVENS**

**17**

**TANDON DOSS**  
WIDE RECEIVER | 6-2 | 207

COLLEGE: Indiana HS: Ben Davis (Indianapolis, IN)

BORN: 9/22/89, Indianapolis, IN

EXP. (NFL/RAVENS): 3/3 GP/GS (PLAYOFFS): 35/2 (4/0)

**2013 SEASON HIGHLIGHTS:** Played in 15 games, including a career-high two starts after being re-signed by the Ravens on 9/9 (was waived by Baltimore on 8/31)...Led the NFL with a 15.6 average on PRs (career-high 23 returns for 359 yards, including a career-long 82-yard TD) and established career highs in receptions (19), receiving yards (305) and long reception (63)...Recorded a team-leading and career-high 99 receiving yards on 4 catches (ties a career high), including a career-long 63-yarder in the fourth quarter on a fourth-and-21 vs. GB (10/13)

- Started and pulled in 3 receptions for 37 yards and had 1 PR for 4 yards in **game 10 at Chi. (11/17)**
- Averaged 17.8 yards per PR (4 for 71) and pulled in 2 receptions for 29 yards in **game 8 at Cle. (11/3)**
- Posted 2 receptions for 35 yards and had 1 PR for 12 yards in **game 7 at Pit. (10/20)**
- Recorded a team-leading and career-high 99 receiving yards on 4 catches (ties a career high), including a career-long 63-yarder in the fourth quarter on fourth-and-21, in **game 6 vs. GB (10/13)**
- Started his first-career game and responded with 3 receptions for a then-career-high 58 yards, including a then-career-long 40-yarder, in the 26-23 victory in **game 5 at Mia. (10/6)**...Also recorded 4 PRs for 50 yards (12.5 avg.) against the Dolphins
- Recorded a career-high 4 receptions for a then-career-high 47 yards and recorded 4 PRs for 31 yards in **game 4 at Buf. (9/29)**
- Registered 2 PRs for 93 yards, including a career-long 82-yarder for a TD (first-career PR-TD), in the 30-9 victory in **game 3 vs. Hou. (9/22)**...Doss' 82-yarder was the fifth-longest PR in Ravens' history
- Recorded 3 PRs for 43 yards (including a 22-yarder) and saw action from scrimmage in the 14-6 victory in **game 2 vs. Cle. (9/15)**
- Re-signed with the Ravens on 9/9

**CAREER HIGHLIGHTS:**

- Led the NFL with a 15.6 avg. on PRs and set career highs in PRs (23), return yards (359), including a career-long 82-yard TD
- Recorded a team-leading and career-high 99 receiving yards on 4 catches (ties a career high), including a career-long 63-yarder in the fourth quarter on a fourth-and-21 vs. GB (10/13/13)
- Recorded a career-long 82-yard PR-TD in the 30-9 victory vs. Hou. (9/22/13)...His 82-yarder ranks as the fifth-longest PR in Ravens' history
- Established single-game career highs with 4 receptions for a then-career-high 47 yards at Buf. (9/29/13)
- Led the Ravens with a 17.6 yards per reception average in 2012
- Pulled in his first-career TD reception (good for 15 yards) at Hou. (10/21/12)
- Pulled in his first-career reception (good for 6 yards) at Phi. (9/16/12)
- Saw action in his first-career NFL game, playing from scrimmage and on special teams, in the 37-7 victory at STL (9/25/11)

**2013**

**GAME-BY-GAME PUNT RETURNS**

**RAVENS**

| Date/Opp.      | No.           | FC       | Yards      | Avg.        | LG         | TD       |
|----------------|---------------|----------|------------|-------------|------------|----------|
| 9/5 @ Den.     | NOT ON ROSTER |          |            |             |            |          |
| 9/15 vs. Cle.  | 3             | 2        | 43         | 14.3        | 22         | 0        |
| 9/22 vs. Hou.  | 2             | 1        | 93         | 46.5        | 82t        | 1        |
| 9/29 @ Buf.    | 4             | 1        | 31         | 7.8         | 17         | 0        |
| 10/6 @ Mia.    | 4             | 0        | 50         | 12.5        | 16         | 0        |
| 10/13 vs. GB   | 1             | 1        | 38         | 38.0        | 38         | 0        |
| 10/20 @ Pit.   | 1             | 0        | 12         | 12.0        | 12         | 0        |
| 11/3 @ Cle.    | 4             | 2        | 71         | 17.8        | 36         | 0        |
| 11/10 vs. Cin. | 3             | 0        | 17         | 5.7         | 10         | 0        |
| 11/17 @ Chi.   | 1             | 0        | 4          | 4.0         | 4          | 0        |
| 11/24 vs. NYJ  | 0             | 0        | 0          | 0.0         | 0          | 0        |
| 11/28 vs. Pit. | 0             | 0        | 0          | 0.0         | 0          | 0        |
| 12/8 vs. Min.  | 0             | 0        | 0          | 0.0         | 0          | 0        |
| 12/16 @ Det.   | 0             | 0        | 0          | 0.0         | 0          | 0        |
| 12/22 vs. NE   | 0             | 0        | 0          | 0.0         | 0          | 0        |
| 12/29 @ Cin.   | 0             | 0        | 0          | 0.0         | 0          | 0        |
| <b>Totals</b>  | <b>23</b>     | <b>7</b> | <b>359</b> | <b>15.6</b> | <b>82t</b> | <b>1</b> |

**2013**

**GAME-BY-GAME OFFENSE**

**RAVENS**

| Date/Opp.      | RECEIVING     |            |             |           |          | RUSHING  |          |            |          |          |
|----------------|---------------|------------|-------------|-----------|----------|----------|----------|------------|----------|----------|
|                | No.           | Yds.       | Avg.        | LG        | TD       | No.      | Yds.     | Avg.       | LG       | TD       |
| 9/5 @ Den.     | NOT ON ROSTER |            |             |           |          |          |          |            |          |          |
| 9/15 vs. Cle.  | 0             | 0          | 0.0         | 0         | 0        | 0        | 0        | 0.0        | 0        | 0        |
| 9/22 vs. Hou.  | 0             | 0          | 0.0         | 0         | 0        | 0        | 0        | 0.0        | 0        | 0        |
| 09/29 @ Buf.   | 4             | 47         | 11.8        | 24        | 0        | 0        | 0        | 0.0        | 0        | 0        |
| 10/6 @ Mia.    | 3             | 58         | 19.3        | 40        | 0        | 0        | 0        | 0.0        | 0        | 0        |
| 10/13 vs. GB   | 4             | 99         | 24.8        | 63        | 0        | 0        | 0        | 0.0        | 0        | 0        |
| 10/20 @ Pit.   | 2             | 35         | 17.5        | 22        | 0        | 0        | 0        | 0.0        | 0        | 0        |
| 11/3 @ Cle.    | 2             | 29         | 14.5        | 23        | 0        | 0        | 0        | 0.0        | 0        | 0        |
| 11/10 vs. Cin. | 0             | 0          | 0.0         | 0         | 0        | 0        | 0        | 0.0        | 0        | 0        |
| 11/17 @ Chi.   | 3             | 37         | 12.3        | 16        | 0        | 0        | 0        | 0.0        | 0        | 0        |
| 11/24 vs. NYJ  | 0             | 0          | 0.0         | 0         | 0        | 0        | 0        | 0.0        | 0        | 0        |
| 11/28 vs. Pit. | 0             | 0          | 0.0         | 0         | 0        | 0        | 0        | 0.0        | 0        | 0        |
| 12/8 vs. Min.  | 0             | 0          | 0.0         | 0         | 0        | 0        | 0        | 0.0        | 0        | 0        |
| 12/16 @ Det.   | 0             | 0          | 0.0         | 0         | 0        | 0        | 0        | 0.0        | 0        | 0        |
| 12/22 vs. NE   | 0             | 0          | 0.0         | 0         | 0        | 0        | 0        | 0.0        | 0        | 0        |
| 12/29 @ Cin.   | 1             | 0          | 0.0         | 0         | 0        | 0        | 0        | 0.0        | 0        | 0        |
| <b>Totals</b>  | <b>19</b>     | <b>305</b> | <b>16.1</b> | <b>63</b> | <b>0</b> | <b>0</b> | <b>0</b> | <b>0.0</b> | <b>0</b> | <b>0</b> |

# 17 TANDON DOSS

## 2013

### GAME-BY-GAME SPECIAL TEAMS TACKLES

#### RAVENS

| Date/Opp.      | TT       | Solo     | Asst.    | FF       | FR       | BK       |
|----------------|----------|----------|----------|----------|----------|----------|
| 9/5 @ Den.     | 0        | 0        | 0        | 0        | 0        | 0        |
| 9/15 vs. Cle.  | 0        | 0        | 0        | 0        | 0        | 0        |
| 9/22 vs. Hou.  | 0        | 0        | 0        | 0        | 0        | 0        |
| 9/29 @ Buf.    | 0        | 0        | 0        | 0        | 0        | 0        |
| 10/6 @ Mia.    | 0        | 0        | 0        | 0        | 0        | 0        |
| 10/13 vs. GB   | 0        | 0        | 0        | 0        | 0        | 0        |
| 10/20 @ Pit.   | 1        | 1        | 0        | 0        | 0        | 0        |
| 11/3 @ Cle.    | 0        | 0        | 0        | 0        | 0        | 0        |
| 11/10 vs. Cin. | 0        | 0        | 0        | 0        | 0        | 0        |
| 11/17 @ Chi.   | 0        | 0        | 0        | 0        | 0        | 0        |
| 11/24 vs. NYJ  | 0        | 0        | 0        | 0        | 0        | 0        |
| 11/28 vs. Pit. | 0        | 0        | 0        | 0        | 0        | 0        |
| 12/8 vs. Min.  | 0        | 0        | 0        | 0        | 0        | 0        |
| 12/16 @ Det.   | 0        | 0        | 0        | 0        | 0        | 0        |
| 12/22 vs. NE   | 0        | 0        | 0        | 0        | 0        | 0        |
| 12/29 @ Cin.   | 0        | 0        | 0        | 0        | 0        | 0        |
| <b>Totals</b>  | <b>1</b> | <b>1</b> | <b>0</b> | <b>0</b> | <b>0</b> | <b>0</b> |

## REGULAR SEASON

| Year          | Team      | GP        | GS       | RECEIVING |            |             |           |          | RUSHING  |          |            |          |          |
|---------------|-----------|-----------|----------|-----------|------------|-------------|-----------|----------|----------|----------|------------|----------|----------|
|               |           |           |          | No.       | Yards      | Avg.        | LG        | TD       | No.      | Yards    | Avg.       | LG       | TD       |
| 2011          | Baltimore | 6         | 0        | 0         | 0          | 0.0         | 0         | 0        | 0        | 0        | 0.0        | 0        | 0        |
| 2012          | Baltimore | 14        | 0        | 7         | 123        | *17.6       | 39        | 1        | 0        | 0        | 0.0        | 0        | 0        |
| 2013          | Baltimore | 15        | 2        | 19        | 305        | 16.1        | 63        | 0        | 0        | 0        | 0.0        | 0        | 0        |
| <b>Totals</b> |           | <b>35</b> | <b>2</b> | <b>26</b> | <b>428</b> | <b>16.5</b> | <b>63</b> | <b>1</b> | <b>0</b> | <b>0</b> | <b>0.0</b> | <b>0</b> | <b>0</b> |

\*LED TEAM

SPECIAL TEAMS TACKLES (1): 2013 (1)

## CAREER SINGLE-GAME HIGHS (REGULAR SEASON)

Receptions: 4 2 times (last: 10/13/13 vs. GB)  
 Yardage: 99 (10/13/13 vs. GB)  
 Long gain: 63 (10/13/13 vs. GB)  
 Touchdowns: 1 (10/21/12 at Hou.)

| Year          | Team      | GP        | GS       | KICKOFF RETURNS |          |            |          |          | PUNT RETURNS |           |           |            |             |            |
|---------------|-----------|-----------|----------|-----------------|----------|------------|----------|----------|--------------|-----------|-----------|------------|-------------|------------|
|               |           |           |          | No.             | Yards    | Avg.       | LG       | TD       | No.          | FC        | Yards     | Avg.       | LG          | TD         |
| 2011          | Baltimore | 6         | 0        | 0               | 0        | 0.0        | 0        | 0        | 0            | 0         | 0         | 0.0        | 0           | 0          |
| 2012          | Baltimore | 14        | 0        | 0               | 0        | 0.0        | 0        | 0        | 0            | 4         | 4         | 53         | 13.3        | 40         |
| 2013          | Baltimore | 15        | 2        | 0               | 0        | 0.0        | 0        | 0        | 0            | *23       | 7         | *359       | **15.6      | *82t       |
| <b>Totals</b> |           | <b>35</b> | <b>2</b> | <b>0</b>        | <b>0</b> | <b>0.0</b> | <b>0</b> | <b>0</b> | <b>0</b>     | <b>27</b> | <b>11</b> | <b>412</b> | <b>15.3</b> | <b>82t</b> |

#LED NFL

\*LED TEAM

## POSTSEASON

| Year          | Team      | GP       | GS       | RECEIVING |          |            |          |          | RUSHING  |          |            |          |          |
|---------------|-----------|----------|----------|-----------|----------|------------|----------|----------|----------|----------|------------|----------|----------|
|               |           |          |          | No.       | Yards    | Avg.       | LG       | TD       | No.      | Yards    | Avg.       | LG       | TD       |
| 2011          | Baltimore | 0        | 0        | 0         | 0        | 0.0        | 0        | 0        | 0        | 0        | 0.0        | 0        | 0        |
| 2012          | Baltimore | 4        | 0        | 0         | 0        | 0.0        | 0        | 0        | 0        | 0        | 0.0        | 0        | 0        |
| <b>Totals</b> |           | <b>4</b> | <b>0</b> | <b>0</b>  | <b>0</b> | <b>0.0</b> | <b>0</b> | <b>0</b> | <b>0</b> | <b>0</b> | <b>0.0</b> | <b>0</b> | <b>0</b> |



BALTIMORE  
**RAVENS**

**58**

**ELVIS DUMERVIL**  
OUTSIDE LINEBACKER | 5-11 | 260

COLLEGE: Louisville HS: Jackson (Miami, FL)  
BORN: 1/19/84, Miami, FL  
EXP. (NFL/RAVENS): 8/1 GP/GS (PLAYOFFS): 106/78 (3/3)

**2013 SEASON HIGHLIGHTS:** Played in 15 games (three starts - missed one game due to an ankle injury) in his first season with the Ravens...Recorded 31 tackles (18 solo), was second on the team with 9.5 sacks (-64 yards), posted 3 PD and 2 FFs

- Recorded 3 tackles, including 1 sack (-8 yards), for a defense that allowed just 3 points and held the Jets to 8% (1-of-12) on third down in the 19-3 win in **game 11 vs. NYJ (11/24)**
- Played in his 100th-career game and posted 3 tackles, including a team-leading 3 sacks (-21 yards), in the 20-17 overtime win in **game 9 vs. Cin. (11/10)**
- Subbed and produced 3 tackles and a half-sack (Haloti Ngata) in **game 7 at Pit. (10/20)**
- Started and recorded 3 tackles, including a team-leading 2 sacks (-11 yards) and a career-high-tying 2 FFs, in **game 6 vs. GB (10/13)**
- Started and posted 2 solo tackles, including a sack (-5 yards) and 1 PD, for a defense that allowed just 22 rushing yards (fourth fewest by an opponent in franchise history) in the 26-23 victory in **game 5 at Mia. (10/6)**...Dumervil's sack in the fourth quarter backed the Dolphins up to the Baltimore 39 to make the FGA 57 yards
- Recorded 2 tackles and a QB hit for a defense that did not allow a TD for the second-consecutive contest and held the Texans to 25% (3-of-12) on third down in the 30-9 victory in **game 3 vs. Hou. (9/22)**
- Netted 4 tackles (2 solo), including a sack (-9 yards), and 3 QB hits for a defense that didn't allow a TD and held the Browns to 27% (4-of-15) on third down in the 14-6 victory in **game 2 vs. Cle. (9/15)**
- Started and produced 2 tackles and a sack (-7 yards) in **game 1 at Den. (9/5)**

**CAREER HONORS:**

- Three-time Pro Bowler (2009, 2011-12)
- Broncos Ed Block Courage Award Winner (2011)
- Associated Press* first-team All-Pro (2009)
- ESPN.com* first-team All-Pro (2009)
- Pro Football Weekly/PFWA* first-team All-Pro (2009)
- The Sporting News* first-team All-Pro (2009)
- NFL Alumni Pass Rusher of the Year (2009)
- AFC Defensive Player of the Week (Week 14, 2008 and Week 14, 2007)

**CAREER HIGHLIGHTS:**

- Led the NFL in sacks with a career-high and then-franchise-record 17 for the Broncos in 2009
- Recorded a career-high and Broncos single-game franchise-record 4 sacks at Cle. (9/20/09)
- Broncos sack leader in four of his six playing seasons (missed the 2010 season with a pectoral injury)

**2013**

**GAME-BY-GAME DEFENSE**

**RAVENS**

| Date/Opp.      | TT               | Solo      | Asst.     | Sacks         | INT        | PD       | FF       | FR       |
|----------------|------------------|-----------|-----------|---------------|------------|----------|----------|----------|
| 9/5 @ Den.     | 2                | 1         | 1         | 1-7           | 0-0        | 0        | 0        | 0        |
| 9/15 vs. Cle.  | 4                | 2         | 2         | 1-9           | 0-0        | 0        | 0        | 0        |
| 9/22 vs. Hou.  | 2                | 0         | 2         | 0-0           | 0-0        | 0        | 0        | 0        |
| 9/29 @ Buf.    | 3                | 2         | 1         | 0-0           | 0-0        | 0        | 0        | 0        |
| 10/6 @ Mia.    | 2                | 2         | 0         | 1-5           | 0-0        | 1        | 0        | 0        |
| 10/13 vs. GB   | 3                | 2         | 1         | 2-11          | 0-0        | 0        | 2        | 0        |
| 10/20 @ Pit.   | 3                | 1         | 2         | 0.5-3         | 0-0        | 0        | 0        | 0        |
| 11/3 @ Cle.    | 0                | 0         | 0         | 0-0           | 0-0        | 0        | 0        | 0        |
| 11/10 vs. Cin. | 3                | 3         | 0         | 3-21          | 0-0        | 1        | 0        | 0        |
| 11/17 @ Chi.   | 0                | 0         | 0         | 0-0           | 0-0        | 0        | 0        | 0        |
| 11/24 vs. NYJ  | 3                | 2         | 1         | 1-8           | 0-0        | 0        | 0        | 0        |
| 11/28 vs. Pit. | 3                | 1         | 2         | 0-0           | 0-0        | 0        | 0        | 0        |
| 12/8 vs. Min.  | INACTIVE - ANKLE |           |           |               |            |          |          |          |
| 12/16 @ Det.   | 2                | 2         | 0         | 0-0           | 0-0        | 0        | 0        | 0        |
| 12/22 vs. NE   | 1                | 0         | 1         | 0-0           | 0-0        | 1        | 0        | 0        |
| 12/29 @ Cin.   | 0                | 0         | 0         | 0-0           | 0-0        | 0        | 0        | 0        |
| <b>Totals</b>  | <b>31</b>        | <b>18</b> | <b>13</b> | <b>9.5-64</b> | <b>0-0</b> | <b>3</b> | <b>2</b> | <b>0</b> |



# 58 ELVIS DUMERVIL

## REGULAR SEASON

| Year          | Team      | GP         | GS        | TACKLES    |            |           | SACKS       |              | INTERCEPTIONS                   |           |          |          |           | FUMBLES   |          |           |
|---------------|-----------|------------|-----------|------------|------------|-----------|-------------|--------------|---------------------------------|-----------|----------|----------|-----------|-----------|----------|-----------|
|               |           |            |           | TT         | Solo       | Asst.     | No.         | Yards        | No.                             | Yards     | LG       | TD       | PD        | FF        | FR       | Yards     |
| 2006          | Denver    | 13         | 0         | 19         | 15         | 4         | *8.5        | *56.5        | 0                               | 0         | 0        | 0        | 0         | 2         | *3       | 13        |
| 2007          | Denver    | 16         | 16        | 56         | 43         | 13        | *12.5       | *62.5        | 1                               | 27        | 27       | 0        | 7         | *4        | *3       | 0         |
| 2008          | Denver    | 16         | 15        | 44         | 30         | 14        | *5.0        | *35.0        | 0                               | 0         | 0        | 0        | 0         | 1         | *1       | 0         |
| 2009          | Denver    | 16         | 14        | 49         | 42         | 7         | *17.0       | *88.5        | 0                               | 0         | 0        | 0        | 3         | *4        | 1        | 0         |
| 2010          | Denver    | --         | --        | --         | --         | --        | --          | --           | INJURED RESERVE - TORN PECTORAL |           |          |          |           | --        | --       | --        |
| 2011          | Denver    | 14         | 14        | 42         | 31         | 11        | 9.5         | 63.0         | 0                               | 0         | 0        | 0        | 1         | 0         | *1       | 0         |
| 2012          | Denver    | 16         | 16        | 54         | 32         | 22        | 11.0        | 83.0         | 0                               | 0         | 0        | 0        | 1         | *6        | 0        | 0         |
| 2013          | Baltimore | 15         | 3         | 31         | 18         | 13        | 9.5         | *64.0        | 0                               | 0         | 0        | 0        | 3         | 2         | 0        | 0         |
| <b>Totals</b> |           | <b>106</b> | <b>78</b> | <b>295</b> | <b>211</b> | <b>84</b> | <b>73.0</b> | <b>452.5</b> | <b>1</b>                        | <b>27</b> | <b>0</b> | <b>0</b> | <b>15</b> | <b>19</b> | <b>9</b> | <b>13</b> |

\*LED TEAM

## CAREER SINGLE-GAME HIGHS (REGULAR SEASON)

**Total Tackles:**

8 2 times (last: 1/1/12 vs. KC)

**Sacks:**

4 (9/20/09 vs. Cle.)

**Forced Fumbles:**

2 2 times (last: 10/13/13 vs. GB)

**Passes Defensed:**

3 (9/30/07 at Ind.)

**Solo Tackles:**

7 (9/20/09 vs. Cle.)

**INTs:**

1 (9/9/07 at Buf.)

**Fumble Recoveries:**

2 (12/30/07 vs. Min.)

## POSTSEASON

| Year          | Team   | GP       | GS       | TACKLES  |          |          | SACKS      |             | INTERCEPTIONS |          |          |          |          | FUMBLES  |          |          |
|---------------|--------|----------|----------|----------|----------|----------|------------|-------------|---------------|----------|----------|----------|----------|----------|----------|----------|
|               |        |          |          | TT       | Solo     | Asst.    | No.        | Yards       | No.           | Yards    | LG       | TD       | PD       | FF       | FR       | Yards    |
| 2011          | Denver | 2        | 2        | 3        | 2        | 1        | 1.0        | 11.0        | 0             | 0        | 0        | 0        | 0        | 1        | 0        | 0        |
| 2012          | Denver | 1        | 1        | 3        | 2        | 1        | 0.5        | 3.5         | 0             | 0        | 0        | 0        | 0        | 0        | 0        | 0        |
| <b>Totals</b> |        | <b>3</b> | <b>3</b> | <b>6</b> | <b>4</b> | <b>2</b> | <b>1.5</b> | <b>14.5</b> | <b>0</b>      | <b>0</b> | <b>0</b> | <b>0</b> | <b>0</b> | <b>1</b> | <b>0</b> | <b>0</b> |

# RAVENS RANTS: ELVIS DUMERVIL

## SACKS OF "DOOM"



In 2013, the Ravens signed free agent **OLB Elvis Dumervil**, who spent his first seven seasons with Denver. Though he missed the entire 2010 campaign with a pectoral injury, Dumervil has totaled 295 tackles (210 solo), 73 sacks, 19 FFs, 9 FRs, 1 INT and 14 passes defended during his career.

In Baltimore's 2013 Week 10 win over Cincinnati, Dumervil led the Ravens with a season-high 3 sacks. He had 9.5 QB drops in 2013, ranking as the Ravens' second most (**OLB Terrell Suggs**, 10). Since entering the NFL in 2006, Dumervil's 73 sacks rank ninth most among active players. His 17 quarterback drops during the 2009 campaign ranked first in the NFL that season.

### NFL ACTIVE SACKS LEADERS (Since 2006)

| Rk. | Player                       | Sacks     | Yards        |
|-----|------------------------------|-----------|--------------|
| 1.  | DeMarcus Ware (Dal.)         | 109       | 700          |
| 2.  | Jared Allen (Min.)           | 108.5     | 698.5        |
| 3.  | Robert Mathis (Ind.)         | 85.5      | 547.5        |
| 4.  | John Abraham (Ari.)          | 80        | 562.5        |
| 5.  | Julius Peppers (Chi.)        | 78.5      | 481          |
| 6.  | Mario Williams (Buf.)        | 76.5      | 449          |
| 7.  | Trent Cole (Phi.)            | 74        | 565          |
| 8.  | Tamba Hali (KC)              | 73.5      | 473.5        |
| 9.  | <b>Elvis Dumervil (Bal.)</b> | <b>73</b> | <b>452.5</b> |

### NFL SACKS LEADERS (2009 Season)

|    |                       |           |
|----|-----------------------|-----------|
| 1. | <b>Elvis Dumervil</b> | <b>17</b> |
| 2. | Jared Allen           | 14.5      |
| 3. | Dwight Freeney        | 13.5      |
|    | LaMarr Woodley        | 13.5      |

### RAVENS SACKS LEADERS (2013 Season)

|    |                       |            |
|----|-----------------------|------------|
| 1. | Terrell Suggs         | 10         |
| 2. | <b>Elvis Dumervil</b> | <b>9.5</b> |
| 3. | Daryl Smith           | 5          |
| 4. | Arthur Jones          | 4          |

## DUAL SACKS FOR DUMERVIL

Though he missed the entire 2010 campaign due to injury (torn pectoral), **OLB Elvis Dumervil's** 22 games with at least 1.5 sacks rank as the NFL's fourth most since his rookie season of 2006.

### MOST MULTIPLE-SACK GAMES (Since 2006)

| Rk. | Player                       | Multiple Sack Games |
|-----|------------------------------|---------------------|
| 1.  | Jared Allen (Min.)           | 30                  |
| 2.  | DeMarcus Ware (Dal.)         | 27                  |
| 3.  | Robert Mathis (Ind.)         | 23                  |
| 4.  | <b>Elvis Dumervil (Bal.)</b> | <b>22</b>           |
| 5.  | Julius Peppers (Chi.)        | 20                  |

## BALTIMORE BOOKENDS

**OLB Terrell Suggs** and **OLB Elvis Dumervil**, who teamed to form one of the NFL's top pass-rushing duos in 2013, have combined to produce 489 QB hurries/knockdowns and 167.5 sacks in their careers. (QB hurries/knockdowns are compiled by STATS.)

### CAREER PASS-RUSHING STATS (Terrell Suggs & Elvis Dumervil)

| Player         | QB Hurries/<br>Knockdowns | Sacks        | Yards          |
|----------------|---------------------------|--------------|----------------|
| Terrell Suggs  | 307.5                     | 94.5         | 673            |
| Elvis Dumervil | 181.5                     | 73           | 452.5          |
| <b>Totals</b>  | <b>489</b>                | <b>167.5</b> | <b>1,125.5</b> |



BALTIMORE  
RAVENS

26

**MATT ELAM**  
SAFETY | 5-10 | 210

**COLLEGE:** Florida **HS:** William T. Dwyer (West Palm Beach, FL)  
**BORN:** 9/21/91, Palm Beach Gardens, FL  
**EXP. (NFL/RAVENS):** Rookie **GP/GS (PLAYOFFS):** 16/15 (0/0)

**2013 SEASON HIGHLIGHTS:** Played in all 16 games (15 starts) as a rookie and finished fourth on the team with 76 tackles (53 solo), 3 PD, 2 FRs and 1 INT (returned for 18 yards)

- Led the team with a career-high-tying 10 tackles (7 solo) in **game 16 at Cin. (12/29)**
- Led the team with a career-high 10 tackles (career-high 7 solo) and recorded his first-career INT with :38 remaining to seal the 18-16 victory in **game 14 at Det. (12/16)**
- Started and posted 3 tackles and a PD (which led to a Ravens' INT) in the 20-17 overtime win in **game 9 vs. Cin. (11/10)**
- Started and contributed 3 solo tackles and his first-career FR (which led to a Ravens' FG five plays later) in **game 7 at Pit. (10/20)**
- Started and recorded 5 tackles (4 solo) and posted a PD for a defense that did not allow a TD for the second-consecutive contest and held the Texans to 25% (3-of-12) on third down in the 30-9 victory in **game 3 vs. Hou. (9/22)**
- Started his first-career NFL game and responded with 5 tackles (3 solo) for a defense that didn't allow a TD and held the Browns to 27% (4-of-15) on third down in the 14-6 victory in **game 2 vs. Cle. (9/15)**
- Saw action in his first-career NFL game, posting his first-career tackle from scrimmage, in **game 1 at Den. (9/5)**

**COLLEGE HIGHLIGHTS:**

- Saw action in 39 games (26 starts) and finished his Gators career with 176 tackles (124 solo), 5 sacks (-20 yards), 24 TFL, 2 FFs, 1 FR, 13 PD and 6 INTs (returned for 91 yards)
- A team captain, he finished his final season at Florida with 76 tackles (58 solo), 2 sacks, 11 TFL, 5 PD and a team-high 4 INTs
- In 2012, Florida finished No. 2 in the nation with a 95.6 pass efficiency defense

**COLLEGE HONORS:**

- First-team All-American by the *Associated Press*, *The NFL Draft Report*, *The Sporting News*, *Sports Illustrated* and CBS Sports (2012)
- First-team All-SEC by media and coaches (2012)
- Second-team All-American by the Walter Camp Foundation (2012)
- Semifinalist for Chuck Bednarik and Jim Thorpe Awards (2012)

**2013**

**GAME-BY-GAME DEFENSE**

**RAVENS**

| Date/Opp.      | TT        | Solo      | Asst.     | Sacks      | INT         | PD       | FF       | FR       |
|----------------|-----------|-----------|-----------|------------|-------------|----------|----------|----------|
| 9/5 @ Den.     | 1         | 1         | 0         | 0-0        | 0-0         | 0        | 0        | 0        |
| 9/15 vs. Cle.  | 5         | 3         | 2         | 0-0        | 0-0         | 0        | 0        | 0        |
| 9/22 vs. Hou.  | 5         | 4         | 1         | 0-0        | 0-0         | 1        | 0        | 0        |
| 9/29 @ Buf.    | 6         | 6         | 0         | 0-0        | 0-0         | 0        | 0        | 0        |
| 10/6 @ Mia.    | 2         | 2         | 0         | 0-0        | 0-0         | 0        | 0        | 0        |
| 10/13 vs. GB   | 8         | 3         | 5         | 0-0        | 0-0         | 0        | 0        | 0        |
| 10/20 @ Pit.   | 3         | 3         | 0         | 0-0        | 0-0         | 0        | 0        | 1        |
| 11/3 @ Cle.    | 2         | 2         | 0         | 0-0        | 0-0         | 0        | 0        | 0        |
| 11/10 vs. Cin. | 3         | 2         | 1         | 0-0        | 0-0         | 1        | 0        | 0        |
| 11/17 @ Chi.   | 5         | 4         | 1         | 0-0        | 0-0         | 0        | 0        | 0        |
| 11/24 vs. NYJ  | 5         | 4         | 1         | 0-0        | 0-0         | 0        | 0        | 0        |
| 11/28 vs. Pit. | 2         | 1         | 1         | 0-0        | 0-0         | 0        | 0        | 0        |
| 12/8 vs. Min.  | 3         | 2         | 1         | 0-0        | 0-0         | 0        | 0        | 1        |
| 12/16 @ Det.   | 10        | 7         | 3         | 0-0        | 1-18        | 1        | 0        | 0        |
| 12/22 vs. NE   | 6         | 2         | 4         | 0-0        | 0-0         | 0        | 0        | 0        |
| 12/29 @ Cin.   | 10        | 7         | 3         | 0-0        | 0-0         | 0        | 0        | 0        |
| <b>Totals</b>  | <b>76</b> | <b>53</b> | <b>23</b> | <b>0-0</b> | <b>1-18</b> | <b>3</b> | <b>0</b> | <b>2</b> |

**2013**

**GAME-BY-GAME SPECIAL TEAMS TACKLES**

**RAVENS**

| Date/Opp.      | TT       | Solo     | Asst.    | FF       | FR       | BK       |
|----------------|----------|----------|----------|----------|----------|----------|
| 9/5 @ Den.     | 0        | 0        | 0        | 0        | 0        | 0        |
| 9/15 vs. Cle.  | 0        | 0        | 0        | 0        | 0        | 0        |
| 9/22 vs. Hou.  | 0        | 0        | 0        | 0        | 0        | 0        |
| 9/29 @ Buf.    | 0        | 0        | 0        | 0        | 0        | 0        |
| 10/6 @ Mia.    | 0        | 0        | 0        | 0        | 0        | 0        |
| 10/13 vs. GB   | 0        | 0        | 0        | 0        | 0        | 0        |
| 10/20 @ Pit.   | 0        | 0        | 0        | 0        | 0        | 0        |
| 11/3 @ Cle.    | 0        | 0        | 0        | 0        | 0        | 0        |
| 11/10 vs. Cin. | 0        | 0        | 0        | 0        | 0        | 0        |
| 11/17 @ Chi.   | 0        | 0        | 0        | 0        | 0        | 0        |
| 11/24 vs. NYJ  | 0        | 0        | 0        | 0        | 0        | 0        |
| 11/28 vs. Pit. | 1        | 1        | 0        | 0        | 0        | 0        |
| 12/8 vs. Min.  | 0        | 0        | 0        | 0        | 0        | 0        |
| 12/16 @ Det.   | 0        | 0        | 0        | 0        | 0        | 0        |
| 12/22 vs. NE   | 0        | 0        | 0        | 0        | 0        | 0        |
| 12/29 @ Cin.   | 0        | 0        | 0        | 0        | 0        | 0        |
| <b>Totals</b>  | <b>1</b> | <b>1</b> | <b>0</b> | <b>0</b> | <b>0</b> | <b>0</b> |

# 26 MATT ELAM

## REGULAR SEASON

| Year          | Team      | GP        | GS        | TACKLES   |           |           | SACKS      |            | INTERCEPTIONS |           |          |          |          | FUMBLES  |          |          |
|---------------|-----------|-----------|-----------|-----------|-----------|-----------|------------|------------|---------------|-----------|----------|----------|----------|----------|----------|----------|
|               |           |           |           | TT        | Solo      | Asst.     | No.        | Yards      | No.           | Yards     | LG       | TD       | PD       | FF       | FR       | Yards    |
| 2013          | Baltimore | 16        | 15        | 76        | 53        | 23        | 0.0        | 0.0        | 1             | 18        | 0        | 0        | 3        | 0        | 2        | 0        |
| <b>Totals</b> |           | <b>16</b> | <b>15</b> | <b>76</b> | <b>53</b> | <b>23</b> | <b>0.0</b> | <b>0.0</b> | <b>1</b>      | <b>18</b> | <b>0</b> | <b>0</b> | <b>3</b> | <b>0</b> | <b>2</b> | <b>0</b> |

SPECIAL TEAMS TACKLES (1): 2013 (1)

## CAREER SINGLE-GAME HIGHS (REGULAR SEASON)

|   |   |
|---|---|
| <b>Total Tackles:</b><br>10 2 times (last: 12/29/13 at Cin.)  | <b>Solo Tackles:</b><br>7 2 times (last: 12/29/13 at Cin.)      |
| <b>Sacks:</b><br>None   | <b>Interceptions:</b><br>1 (12/16/13 at Det.)                   |
| <b>Forced Fumbles:</b><br>None                                | <b>Fumble Recoveries:</b><br>1 2 times (last: 12/8/13 vs. Min.) |
| <b>Passes Defensed:</b><br>1 3 times (last: 12/16/13 at Det.) |   |



BALTIMORE  
**RAVENS**

**5**

**JOE FLACCO**  
QUARTERBACK | 6-6 | 245

COLLEGE: Delaware HS: Audubon (NJ)

BORN: 1/16/85, Voorhees, NJ

EXP. (NFL/RAVENS): 6/6 GP/GS (PLAYOFFS): 96/96 (13/13)

**2013 SEASON HIGHLIGHTS:** Started all 16 games for the sixth-consecutive year and set career highs in attempts (614), completions (362) and passing yards (3,912), becoming the first player in franchise history to throw for 20,000 yards (has 21,545 career yards)...Also carried the ball 27 times for 131 yards (second-highest single-season total of his career) and 1 TD

- Recorded his 19th-career game-winning drive in the fourth quarter or overtime, leading the Ravens on a drive which culminated with K Justin Tucker's franchise-record 61-yard game-winning FG in the 18-16 victory in **game 14 at Det. (12/16)**
- Produced his 18th-career game-winning drive in the fourth quarter or overtime, hitting WR Marlon Brown for a 9-yard TD with :04 remaining (earning the GMC "Never Say Never" Moment of the Week), capping off a crazy final 2:01 in which 5 TDs were scored in the 29-26 win in **game 13 vs. Min. (12/8)**... Finished the game 28-of-50 for 245 yards and 3 TDs against the Vikings
- Completed 65.4% of his passes (17 of 26) for 273 yards and a TD, including 2 60-plus-yard completions (60-yarder to Torrey Smith and a 66-yard TD pass to Jacoby Jones), in the 19-3 win in **game 11 vs. NYJ (11/24)**
- Crossed the 20,000-yard career passing mark (20,102), while completing 17 of 31 for 162 yards and 1 TD in **game 10 at Chi. (11/17)**
- Started his 100th-career NFL game (including playoffs) and completed 70.6% of his passes (24 of 34) for 215 yards, 1 TD and no INTs for a 97.1 QB rating in **game 7 at Pit. (10/20)**
- Crossed the 19,000-yard career passing mark (19,335) after posting his franchise-record 16th-career 300-plus-yard game, completing 20 of 34 passes for 342 yards, 2 TDs and no INTs for a 112.6 QB rating in **game 6 vs. GB (10/13)**
- Engineered his 14th-career (16th including playoffs) game-winning drive (finished the game 19 of 32 for 269 yards) that culminated with a K Justin Tucker 44-yard FG with 1:42 remaining in the 26-23 victory in **game 5 at Mia. (10/6)**
- Completed 25 of 50 passes for 347 yards (his franchise-record 15th-career 300-plus-yard passing game), including a career-long-tying 74-yarder (WR Torrey Smith) and 2 TDs in **game 4 at Buf. (9/29)**
- Completed 66.7% of his passes (16 of 24) for 171 yards for a 87.3 QB rating in the 30-9 victory in **game 3 vs. Hou. (9/22)**
- Completed 22 of 33 passes (66.7%) for 211 yards (went over 18,000-career passing yards), 1 TD and no INTs for a 94.4 QB rating in the 14-6 victory in **game 2 vs. Cle. (9/15)**...Flacco's second child (son, Daniel) was born two hours before kickoff
- Set career highs in passing attempts (62) and completions (34), while throwing for 362 yards (franchise-record 14th-career 300-plus-yard game), 2 TDs and 2 INTs in **game 1 at Den. (9/5)**

#### CAREER HIGHLIGHTS:

- Flacco's 62 regular season victories are the most by a QB in the first six seasons of a career
- Flacco's 71 wins (including playoffs) are the most by an NFL starting QB since 2008, when he entered the league
- Is the only starting QB in NFL history (since the 1970 merger) to win a playoff game in each of his first five seasons (2008-12)
- Is tied with Tom Brady for the most playoff victories (9) in a QB's first five seasons (2008-12)
- Became the second QB in NFL postseason history (Joe Montana - 1989) to throw 11 TDs and 0 INTs in 2012
- Is the Ravens' all-time leading passer in yards (21,545), TD passes (121), completions (1,869) and attempts (3,103) and is second in completion percentage (60.2)
- His 109 NFL starts (including playoffs) are the most to begin a career by a QB in NFL history...Flacco has produced 71 wins in those contests
- Became the first rookie QB in NFL history to win two playoff games in the 2008 Divisional Playoff win at Ten. (1/10/09)
- The tandem of John Harbaugh and Flacco, which in 2008 set the NFL record for most wins ever (13, including playoffs) by a rookie head coach starting a rookie QB, also own the league mark for earning the playoffs in their first five seasons (2008-12)
- Set the Ravens' single-season record for completion percentage (63.1) in 2009 and QB rating (93.6) in 2010, while his 25 passing TDs in 2010 and 3,912 passing yards in 2013 rank as the second most in Ravens single-season history
- Owns the Ravens' franchise record for 300-plus-yard passing games (16)
- Ravens set a franchise record for fewest turnovers with 16 in 2012
- Flacco has led the Ravens to 39 career regular season wins at home, the most among NFL starting QBs since 2008
- From 2009-12 Flacco and Aaron Rodgers were the only NFL quarterbacks to throw for at least 3,600 yards and 20 TDs while posting 12 INTs or less
- Flacco owns 19 career game winning drives in the fourth quarter or overtime



# 5 JOE FLACCO

## CAREER HONORS:

- Super Bowl XLVII MVP
- Diet Pepsi Rookie of the Year (*NFL.com* fan vote) in 2008
- NFL Offensive Rookie of the Month (November, 2008)
- *USA Today's* All-Joe Team (players who are critical to their team, but don't receive Pro Bowl nods) in 2009 and 2012
- AFC Rookie of the Week (Week 17, 2008)
- FedEx Air NFL Player of the Week (Week 3, 2011; Week 3, 2012; Week 10, 2012)
- GMC "Never Say Never" Moment of the Week (Week 14, 2013; Week 9, 2011)
- AFC Offensive Player of the Week (Week 1, 2012)

## 2013

### GAME-BY-GAME

#### RAVENS

| Date/Opp.      | PASSING    |            |              |             |             |           |           |           |               |             | RUSHING   |            |            |           |          |
|----------------|------------|------------|--------------|-------------|-------------|-----------|-----------|-----------|---------------|-------------|-----------|------------|------------|-----------|----------|
|                | Att.       | Comp.      | Yards        | Comp%       | Yds/Att     | TD        | INT       | LG        | Sack/Lost     | Rating      | No.       | Yards      | Avg.       | LG        | TD       |
| 9/5 @ Den.     | 62         | 34         | 362          | 54.8        | 5.84        | 2         | 2         | 34        | 4/27          | 69.4        | 0         | 0          | 0.0        | 0         | 0        |
| 9/15 vs. Cle.  | 33         | 22         | 211          | 66.7        | 6.39        | 1         | 0         | 27        | 2/14          | 94.4        | 4         | 6          | 1.5        | 9         | 0        |
| 9/22 vs. Hou.  | 24         | 16         | 171          | 66.7        | 7.13        | 0         | 0         | 48        | 2/10          | 87.3        | 0         | 0          | 0.0        | 0         | 0        |
| 9/29 @ Buf.    | 50         | 25         | 347          | 50.0        | 6.94        | 2         | 5         | 74        | 4/26          | 46.4        | 0         | 0          | 0.0        | 0         | 0        |
| 10/6 @ Mia.    | 32         | 19         | 269          | 59.4        | 8.41        | 0         | 1         | 43        | 2/18          | 73.6        | 2         | 13         | 6.5        | 14        | 0        |
| 10/13 vs. GB   | 34         | 20         | 342          | 58.8        | 10.06       | 2         | 0         | 63        | 5/29          | 112.6       | 1         | 6          | 6.0        | 6         | 0        |
| 10/20 @ Pit.   | 34         | 24         | 215          | 70.6        | 6.32        | 1         | 0         | 41        | 1/10          | 97.1        | 2         | 14         | 7.0        | 12        | 0        |
| 11/3 @ Cle.    | 41         | 24         | 250          | 58.5        | 6.10        | 2         | 1         | 46        | 5/27          | 82.4        | 3         | 25         | 8.3        | 15        | 0        |
| 11/10 vs. Cin. | 36         | 20         | 140          | 55.6        | 3.89        | 2         | 2         | 18        | 5/36          | 60.0        | 1         | 4          | 4.0        | 4         | 0        |
| 11/17 @ Chi.   | 31         | 17         | 162          | 54.8        | 5.23        | 1         | 2         | 17        | 3/19          | 53.4        | 4         | 20         | 5.0        | 11        | 0        |
| 11/24 vs. NYJ  | 26         | 17         | 273          | 65.4        | 10.50       | 1         | 1         | 66t       | 4/28          | 97.1        | 0         | 0          | 0.0        | 0         | 0        |
| 11/28 vs. Pit. | 35         | 24         | 251          | 68.6        | 7.17        | 1         | 0         | 54        | 2/14          | 98.6        | 4         | 7          | 1.8        | 9         | 0        |
| 12/8 vs. Min.  | 50         | 28         | 245          | 56.0        | 4.90        | 3         | 3         | 35        | 2/17          | 64.2        | 1         | 22         | 22.0       | 22        | 0        |
| 12/16 @ Det.   | 38         | 20         | 222          | 52.6        | 5.84        | 0         | 0         | 27        | 1/7           | 70.3        | 2         | 13         | 6.5        | 7         | 0        |
| 12/22 vs. NE   | 38         | 22         | 260          | 57.9        | 6.84        | 0         | 2         | 42        | 4/25          | 56.9        | 2         | 0          | 0.0        | 1         | 1        |
| 12/29 @ Cin.   | 50         | 30         | 192          | 60.0        | 3.84        | 1         | 3         | 14        | 2/17          | 49.8        | 1         | 1          | 0.0        | 1         | 0        |
| <b>Totals</b>  | <b>614</b> | <b>362</b> | <b>3,912</b> | <b>59.0</b> | <b>6.37</b> | <b>19</b> | <b>22</b> | <b>74</b> | <b>48/324</b> | <b>73.1</b> | <b>27</b> | <b>131</b> | <b>4.9</b> | <b>22</b> | <b>1</b> |

## REGULAR SEASON

| Year          | Team      | GP        | GS        | PASSING      |              |               |             |             |            |           |            |                  |             | RUSHING    |            |            |            |          |
|---------------|-----------|-----------|-----------|--------------|--------------|---------------|-------------|-------------|------------|-----------|------------|------------------|-------------|------------|------------|------------|------------|----------|
|               |           |           |           | Att.         | Comp.        | Yards         | Comp%       | Yds/Att     | TD         | INT       | LG         | Sack/Lost        | Rating      | No.        | Yards      | Avg.       | LG         | TD       |
| 2008          | Baltimore | 16        | 16        | 428          | 257          | 2,971         | 60.0        | 6.94        | 14         | 12        | 70t        | 32/276           | 80.3        | 52         | 180        | 3.5        | 38t        | 2        |
| 2009          | Baltimore | 16        | 16        | 499          | 315          | 3,613         | 63.1        | 7.24        | 21         | 12        | 72t        | 36/218           | 88.9        | 35         | 56         | 1.6        | 10         | 0        |
| 2010          | Baltimore | 16        | 16        | 489          | 306          | 3,622         | 62.6        | 7.41        | 25         | 10        | 67         | 40/294           | 93.6        | 43         | 84         | 2.0        | 14         | 1        |
| 2011          | Baltimore | 16        | 16        | 542          | 312          | 3,610         | 57.6        | 6.66        | 20         | 12        | 74t        | 31/203           | 80.9        | 39         | 88         | 2.3        | 33         | 1        |
| 2012          | Baltimore | 16        | 16        | 531          | 317          | 3,817         | 59.7        | 7.19        | 22         | 10        | 61t        | 35/227           | 87.7        | 32         | 22         | 0.7        | 16         | 3        |
| 2013          | Baltimore | 16        | 16        | 614          | 362          | 3,912         | 59.0        | 6.37        | 19         | 22        | 74         | 48/324           | 73.1        | 27         | 131        | 4.9        | 22         | 1        |
| <b>Totals</b> |           | <b>96</b> | <b>96</b> | <b>3,103</b> | <b>1,869</b> | <b>21,545</b> | <b>60.2</b> | <b>6.94</b> | <b>121</b> | <b>78</b> | <b>74t</b> | <b>222/1,542</b> | <b>83.7</b> | <b>228</b> | <b>561</b> | <b>2.5</b> | <b>38t</b> | <b>8</b> |

## CAREER SINGLE-GAME HIGHS (REGULAR SEASON)

**Most Attempts:** 62 (9/5/13 at Den.)  
**Most Completions:** 34 (9/5/13 at Den.)  
**Most Yards Passing:** 389 (9/25/11 at STL)  
**Most Touchdowns:** 4 (12/20/09 vs. Chi.)  
**Longest Gain:** 74 2 times (last: 9/29/13 at Buf.)

**300-yard Passing Games:** 16 (last: 342 yards, 10/13/13 vs. GB)

**Additional Statistics:** Has 2 receptions for 35 yards (had 1 reception for a career-long 43 yards vs. Oak. 10/26/08)

## POSTSEASON

| Year          | Team      | GP        | GS        | PASSING    |            |              |             |             |           |          |            |               |             | RUSHING   |           |            |           |          |
|---------------|-----------|-----------|-----------|------------|------------|--------------|-------------|-------------|-----------|----------|------------|---------------|-------------|-----------|-----------|------------|-----------|----------|
|               |           |           |           | Att.       | Comp.      | Yards        | Comp%       | Yds/Att     | TD        | INT      | LG         | Sack/Lost     | Rating      | No.       | Yards     | Avg.       | LG        | TD       |
| 2008          | Baltimore | 3         | 3         | 75         | 33         | 437          | 44.0        | 5.83        | 1         | 3        | 48t        | 3/16          | 50.8        | 12        | 5         | 0.4        | 5t        | 1        |
| 2009          | Baltimore | 2         | 2         | 45         | 24         | 223          | 53.3        | 4.96        | 0         | 3        | 27         | 1/6           | 39.4        | 7         | 7         | 1.0        | 7         | 0        |
| 2010          | Baltimore | 2         | 2         | 64         | 41         | 390          | 64.1        | 6.09        | 3         | 1        | 28         | 9/51          | 115.4       | 9         | 25        | 2.8        | 13        | 0        |
| 2011          | Baltimore | 2         | 2         | 63         | 36         | 482          | 57.1        | 7.65        | 4         | 1        | 42         | 8/60          | 96.1        | 6         | 26        | 4.3        | 14        | 0        |
| 2012          | Baltimore | 4         | 4         | 126        | 73         | 1,140        | 57.9        | 9.05        | 11        | 0        | 70t        | 6/38          | 117.2       | 8         | 16        | 2.0        | 14        | 0        |
| <b>Totals</b> |           | <b>13</b> | <b>13</b> | <b>373</b> | <b>207</b> | <b>2,672</b> | <b>55.5</b> | <b>7.16</b> | <b>19</b> | <b>8</b> | <b>70t</b> | <b>27/171</b> | <b>86.2</b> | <b>42</b> | <b>79</b> | <b>1.9</b> | <b>14</b> | <b>1</b> |

# RAVENS RANTS: JOE FLACCO

## THE FRANCHISE QB



In 2013, QB Joe Flacco set career highs in passing yards (3,912), completions (362) and attempts (614). Flacco's completions and attempts also set new franchise marks, surpassing the records of QB Vinny Testaverde (325 for 549) from 1996. Flacco also threw for 19 TDs and had 22 INTs (a career high) in 2013.

### RAVENS ALL-TIME PASSING LEADERS (Franchise History)

| Rk. | Player        | G  | Att   | Cmp   | Pct  | Yards  | TD  | INT | Rate |
|-----|---------------|----|-------|-------|------|--------|-----|-----|------|
| 1.  | Joe Flacco    | 96 | 3,103 | 1,869 | 60.2 | 21,545 | 121 | 78  | 83.7 |
| 2.  | Kyle Boller   | 53 | 1,311 | 746   | 56.9 | 7,846  | 45  | 44  | 71.9 |
| 3.  | V. Testaverde | 29 | 1,019 | 596   | 58.5 | 7,148  | 51  | 34  | 82.8 |

## AIR IT OUT

### PASSING YARDS (2013 Season)

- Peyton Manning... 5,477
- Drew Brees... 5,162
- Matt Stafford... 4,650
- Matt Ryan... 4,515
- Philip Rivers... 4,478
- Tom Brady... 4,343
- Andy Dalton... 4,293
- Carson Palmer... 4,274
- B. Roethlisberger... 4,261
- Ryan Tannehill... 3,913
- Joe Flacco... 3,912

### PASSING YARDS (Since 2010)

- Drew Brees... 20,435
- Tom Brady... 18,305
- Philip Rivers... 17,418
- Matt Ryan... 17,116
- Eli Manning... 16,701
- Aaron Rodgers... 15,396
- Matt Stafford... 15,190
- Carson Palmer... 15,015
- Joe Flacco... 14,961
- Peyton Manning... 14,836
- B. Roethlisberger... 14,803

### 25+ YARD PASSES (Since 2010)

- Drew Brees... 160
- Philip Rivers... 141
- Aaron Rodgers... 141
- Eli Manning... 136
- Tom Brady... 132
- Joe Flacco... 123
- Peyton Manning... 113
- Matt Stafford... 111
- Tony Romo... 109

Note: Flacco had 27 such pass completions in 2013.

## LEADER OF THE 300s

QB Joe Flacco owns a team-record 16 300-yard passing games, including three such contests during the 2013 campaign.

### 300-YARD PASSING GAMES (Ravens Single Season)

- Joe Flacco (2012)... 5
- V. Testaverde (1996)... 5
- Joe Flacco (2011)... 4
- Joe Flacco (2013)... 3
- Joe Flacco (2009)... 3

### 300-YARD PASSING GAMES (Ravens History)

- Joe Flacco (2008-13)... 16
- V. Testaverde (1996-97)... 8
- Steve McNair (2006-07)... 2
- Jeff Blake (2002)... 2
- Eric Zeier (1996-97)... 2

## RAVENS RECORDS

QB Joe Flacco owns a franchise-record 31 100-plus single-game passer ratings. Flacco has also posted three of the Top 4 passing games and five of the Top 6 passing seasons in team history.

### RAVENS SINGLE-GAME PASSING YARDS

| Yards | Player           | Opp./Date         |
|-------|------------------|-------------------|
| 429   | Vinny Testaverde | vs. STL, 10/27/96 |
| 389   | Joe Flacco       | at STL, 9/25/11   |
| 385   | Joe Flacco       | at Min., 10/18/09 |
| 382   | Joe Flacco       | vs. NE, 9/23/12   |

### RAVENS SINGLE-SEASON PASSING YARDS

| Rk. | Player (Year)       | Cmp-Att | Pct. | Yards | TD | INT | Rate |
|-----|---------------------|---------|------|-------|----|-----|------|
| 1.  | V. Testaverde ('96) | 325-549 | 59.2 | 4,177 | 33 | 19  | 88.7 |
| 2.  | Joe Flacco ('13)    | 362-614 | 59.0 | 3,912 | 19 | 22  | 73.1 |
| 3.  | Joe Flacco ('12)    | 317-531 | 59.7 | 3,817 | 22 | 10  | 87.7 |
| 4.  | Joe Flacco ('10)    | 306-489 | 62.6 | 3,622 | 25 | 10  | 93.6 |
| 5.  | Joe Flacco ('09)    | 315-499 | 63.1 | 3,613 | 21 | 12  | 88.9 |
| 6.  | Joe Flacco ('11)    | 312-542 | 57.6 | 3,610 | 20 | 12  | 80.9 |

## FLACCO #WINNING

• QB Joe Flacco's 62 regular season wins are the most by a starting QB in his first six seasons in NFL history.

• Flacco's 62 regular season wins rank second to Drew Brees (63) for the most by a starting QB since 2008.

• Flacco has 39 career regular season wins at home, the most among NFL starting QBs since he entered the league in 2008.

• Baltimore is 35-6 when Flacco produces at least a 95 passer rating.

• Baltimore is 18-3 when Flacco is at 110.0 or better.

• Flacco is 27-5 in home games dating back to 2010.

### MOST REG. SEASON WINS BY QUARTERBACKS (First Six Seasons / NFL History)

| Rk. | Player                       | Wins |
|-----|------------------------------|------|
| 1.  | Joe Flacco (2008-13)         | 62   |
| 2.  | Matt Ryan (2008-13)          | 61   |
| 3.  | Ben Roethlisberger (2004-09) | 60   |
| 4.  | Tom Brady (2000-05)          | 58   |

### MOST TOTAL WINS BY QBs (Includes Playoffs / Since 2008)

| Rk. | Player         | Record |
|-----|----------------|--------|
| 1.  | Joe Flacco     | 71-38  |
| 2.  | Drew Brees     | 68-35  |
| 3.  | Tom Brady      | 66-24  |
|     | Peyton Manning | 66-23  |
| 5.  | Aaron Rodgers  | 63-33  |

### MOST CONSECUTIVE STARTS BY QUARTERBACKS (Active Streaks / Regular Season)

| Rk. | Player        | Starts |
|-----|---------------|--------|
| 1.  | Eli Manning   | 151    |
| 2.  | Philip Rivers | 128    |
| 3.  | Joe Flacco    | 96     |

## SUPER BOWL MVP

Super Bowl XLVII MVP QB Joe Flacco was masterful during the Ravens' 2012 playoff run, completing 73 of 126 passes for 1,140 yards, 11 TDs and 0 INTs to produce a 117.2 passer rating. Flacco joined Hall of Fame QB Joe Montana (1989) as the only players to produce 11 TDs and 0 INTs during an NFL postseason.

### JOE FLACCO STATISTICS / 2012 PLAYOFFS

| Game (Opp./Rd.)             | Cmp-Att       | Pct.        | Yards        | TD        | INT      | Rate         |
|-----------------------------|---------------|-------------|--------------|-----------|----------|--------------|
| 1/06/13 vs. Ind. (WC)       | 12-23         | 52.2        | 282          | 2         | 0        | 125.6        |
| 1/12/13 at Den. (Div.)      | 18-34         | 52.9        | 331          | 3         | 0        | 116.2        |
| 1/20/13 at NE (AFC)         | 21-36         | 58.3        | 240          | 3         | 0        | 106.3        |
| 2/03/13 at SF (SB)          | 22-33         | 66.6        | 287          | 3         | 0        | 124.2        |
| <b>Totals (Record: 4-0)</b> | <b>73-126</b> | <b>57.9</b> | <b>1,140</b> | <b>11</b> | <b>0</b> | <b>117.2</b> |

### Flacco Quick Hits:

• In his final six games of 2012 (including playoffs and dating back to 12/23 of the regular season), Flacco was 102-of-170 for 1,483 yards, 13 TDs and 0 INTs, producing a 113.9 passer rating.

• Flacco, Joe Montana (1989) and Kurt Warner (2008) are the only QBs in NFL history to throw 11 TDs in a single postseason. Neither Flacco nor Montana threw an INT in their postseasons.

• In the Ravens' last eight playoff games (since the 2010 season), Flacco is 150-of-253 for 2,012 yards, 18 TDs and 2 INTs (105.0 rating).

## NFL POSTSEASON RECORDS

### PASSING YARDS (Single-Season Playoff History)

- Eli Manning (2011)... 1,219
- Kurt Warner (2008)... 1,147
- Joe Flacco (2012)... 1,140

### PASSING FIRST DOWNS (Single-Season Playoff History)

- Eli Manning (2011)... 61
- Peyton Manning (2006)... 55
- Joe Flacco (2012)... 53
- Aaron Rodgers (2010)... 53

### PASSING TOUCHDOWNS (Single-Season Playoff History)

- Joe Flacco (2012)... 11
- Joe Montana (1989)... 11
- Kurt Warner (2008)... 11

### PASSER RATING (Min. 80 Att.) (Single-Season Playoff History)

- Joe Montana (1989)... 146.4
- Troy Aikman (1992)... 126.4
- Joe Flacco (2012)... 117.2
- Steve Young (1994)... 117.2

# RAVENS RANTS: JOE FLACCO

## ALL-WEATHER QB

QB Joe Flacco has played well late in the season when the temperature drops below 40 degrees, producing a 10-4 record.

### JOE FLACCO WHEN TEMPERATURE IS 40 OR BELOW

| Date/Opp.         | Result      | Att.       | Cmp.       | Pct.        | Yards        | TD        | INT       | Rate        |
|-------------------|-------------|------------|------------|-------------|--------------|-----------|-----------|-------------|
| 11/23/08 vs. Phi. | W           | 26         | 12         | 46.2        | 183          | 2         | 0         | 95.5        |
| 12/07/08 vs. Was. | W           | 21         | 10         | 47.6        | 134          | 1         | 1         | 64.4        |
| 12/07/09 @GB      | L           | 36         | 15         | 41.7        | 137          | 1         | 3         | 27.2        |
| 12/13/09 Det.     | W           | 20         | 13         | 65.0        | 230          | 1         | 0         | 120.8       |
| 12/20/09 Chi.     | W           | 29         | 21         | 72.4        | 234          | 4         | 0         | 135.6       |
| 12/27/09 @Pit.    | L           | 25         | 13         | 52.0        | 166          | 2         | 1         | 83.1        |
| 12/05/10 Pit.     | L           | 33         | 17         | 51.5        | 266          | 1         | 0         | 88.7        |
| 12/19/10 NO       | W           | 20         | 10         | 50.0        | 172          | 2         | 0         | 112.9       |
| 12/26/10 @Cle.    | W           | 19         | 12         | 63.2        | 102          | 2         | 1         | 90.2        |
| 11/04/12 @Cle.    | W           | 24         | 15         | 62.5        | 153          | 1         | 0         | 94.6        |
| 12/30/12 @Cin.    | L           | 8          | 4          | 50.0        | 34           | 0         | 0         | 61.5        |
| 11/24/13 NYJ      | W           | 26         | 17         | 65.4        | 273          | 1         | 1         | 97.1        |
| 11/28/13 Pit.     | W           | 35         | 24         | 68.6        | 251          | 1         | 0         | 98.6        |
| 12/08/13 Min.     | W           | 50         | 28         | 56.0        | 245          | 3         | 3         | 64.2        |
| <b>Totals</b>     | <b>10-4</b> | <b>372</b> | <b>211</b> | <b>56.7</b> | <b>2,580</b> | <b>22</b> | <b>10</b> | <b>86.8</b> |

## FLACCO HOT AT HOME

QB Joe Flacco has been stout at M&T Bank Stadium over the past three-plus seasons, helping lead the Ravens to a 27-5 record.

### JOE FLACCO AT HOME / SINCE 2010

| Player (Record)   | Att   | Cmp | Pct  | Yards | TD | INT | Rate |
|-------------------|-------|-----|------|-------|----|-----|------|
| Joe Flacco (27-5) | 1,029 | 627 | 60.9 | 7,900 | 48 | 21  | 91.9 |

## FLACCO TRENDS

Here are Baltimore's regular season records since 2008 when QB Joe Flacco hits a certain milestone or plays in a particular game:

|   |      |  |       |
|---|------|--|-------|
| With 300 passing yards . . . . .        | 12-4 | Playing in < 40 degree weather . . .   | 10-4  |
| With 3-or-more TD passes . . . . .      | 9-2  | vs. AFC North . . . . .                | 24-12 |
| When not throwing an INT . . . . .      | 39-7 | vs. NFC . . . . .                      | 15-9  |
| With at least 4 comps. of 25+ yards . . | 8-3  | In November . . . . .                  | 20-7  |
| With at least a 95 QB rating . . . . .  | 35-6 | In December/January . . . . .          | 17-11 |
| With at least a 110 QB rating . . . . . | 18-3 | In season's final four games . . . . . | 16-8  |

## HOT IN THE COLD

QB Joe Flacco has played particularly well at home during the month of November, leading the Ravens to an 11-1 record. In those games, he has compiled a 98.2 passer rating while completing 65.3% of his passes for 18 TDs and just 7 INTS. Flacco has helped lead the Ravens to nine-straight home wins during the month.

### QB JOE FLACCO AT HOME IN NOVEMBER (Career Games)

| Date/Opp.         | Result      | Att.       | Cmp.       | Pct.        | Yards        | TD        | INT      | Rate        |
|-------------------|-------------|------------|------------|-------------|--------------|-----------|----------|-------------|
| 11/23/08 vs. Phi. | W           | 26         | 12         | 46.2        | 183          | 2         | 0        | 95.5        |
| 11/01/09 vs. Den. | W           | 25         | 20         | 80.0        | 175          | 1         | 0        | 109.2       |
| 11/22/09 vs. Ind. | L           | 35         | 23         | 65.7        | 256          | 0         | 1        | 75.4        |
| 11/29/09 vs. Pit. | W           | 35         | 23         | 65.7        | 289          | 1         | 0        | 100.8       |
| 11/07/10 vs. Mia. | W           | 27         | 20         | 74.1        | 266          | 2         | 0        | 129.6       |
| 11/28/10 vs. TB   | W           | 35         | 25         | 71.4        | 289          | 2         | 1        | 103.2       |
| 11/20/11 vs. Cin. | W           | 27         | 17         | 63.0        | 270          | 2         | 1        | 105.5       |
| 11/24/11 vs. SF   | W           | 23         | 15         | 65.2        | 161          | 1         | 0        | 100.1       |
| 11/11/12 vs. Oak. | W           | 33         | 21         | 63.6        | 341          | 3         | 1        | 115.8       |
| 11/10/13 vs. Cin. | W           | 36         | 20         | 55.6        | 140          | 2         | 2        | 60.0        |
| 11/24/13 vs. NYJ  | W           | 26         | 17         | 65.4        | 273          | 1         | 1        | 97.1        |
| 11/28/13 vs. Pit. | W           | 35         | 24         | 68.6        | 251          | 1         | 0        | 98.6        |
| <b>Totals</b>     | <b>11-1</b> | <b>363</b> | <b>237</b> | <b>65.3</b> | <b>2,894</b> | <b>18</b> | <b>7</b> | <b>98.2</b> |

### November Quick Hit:

- Flacco has a 20-7 career record during the month of November, completing 62.8% of his passes for 6,276 yards, 36 TDs and just 16 INTS.



## FLACCO COMEBACK WINS (17 REGULAR SEASON, 2 PLAYOFFS)

### GAME-WINNING DRIVES IN FOURTH QUARTER OR OVERTIME (19 TOTAL)

| Date/Opp.              | Drive Length               | Scoring Play                            | Time Left   | Score               |
|------------------------|----------------------------|---|-------------|---------------------|
| 11/2/08 at Cle.        | 5 plays, 59 yards in 1:54  | Stover 22-yard field goal               | 5:36        | 30-27               |
| 1/10/09 at Ten. (Div.) | 9 plays, 51 yards in 3:30  | Stover 43-yard field goal               | 0:53        | 13-10               |
| 9/13/09 vs. KC         | 8 plays, 74 yards in 3:15  | Clayton 31-yard pass from Flacco        | 2:06        | 38-24               |
| 11/29/09 vs. Pit.      | 6 plays, 17 yards in 3:23  | Cundiff 29-yard field goal              | 6:42 (OT)   | 20-17               |
| 9/26/10 vs. Cle.       | 10 plays, 69 yards in 5:41 | Boldin 27-yard pass from Flacco         | 9:13        | 21-17               |
| 10/3/10 at Pit.        | 4 plays, 40 yards in 0:36  | Houshmandzadeh 18-yard pass from Flacco | 0:32        | 17-14               |
| 10/24/10 vs. Buf.      | 4 plays, 9 yards in 1:58   | Cundiff 38-yard field goal              | 10:54 (OT)  | 37-34               |
| 12/19/10 vs. NO        | 5 plays, 66 yards in 1:31  | Cundiff 32-yard field goal              | 10:03       | 27-24 (30-24 final) |
| 10/30/11 vs. Ari.      | 5 plays, 37 yards in 0:52  | Cundiff 25-yard field goal              | 0:00        | 30-27               |
| 11/6/11 at Pit.        | 13 plays, 92 yards in 2:16 | T. Smith 26-yard pass from Flacco       | 0:08        | 23-20               |
| 11/24/11 vs. SF        | 16 plays, 76 yards in 7:34 | Pitta 8-yard pass from Flacco           | 14:56       | 13-6 (16-6 final)   |
| 9/23/12 vs. NE         | 7 plays, 70 yards in 1:55  | Tucker 27-yard field goal               | 0:00        | 31-30               |
| 11/04/12 at Cle.       | 9 plays, 81 yards in 4:22  | T. Smith 19-yard pass from Flacco       | 4:26        | 22-15 (25-15 final) |
| 11/25/12 at SD         | 12 plays, 40 yards in 3:09 | Tucker 38-yard field goal               | 0:00        | 13-13               |
|                        | 12 plays, 69 yards in 3:49 | Tucker 38-yard field goal               | 1:07 (OT)   | 16-13               |
| 1/12/13 at Den. (Div.) | 3 plays, 77 yards in :38   | J. Jones 70-yard pass from Flacco       | 0:31        | 35-35               |
|                        | 6 plays, 16 yards in 2:33  | Tucker 47-yard field goal               | 13:18 (2OT) | 38-35               |
| 10/06/13 at Mia.       | 7 plays, 34 yards in 2:25  | Tucker 44-yard field goal               | 1:42        | 26-23               |
| 11/10/13 vs. Cin.      | 8 plays, 28 yards in 4:34  | Tucker 46-yard field goal               | 5:27 (OT)   | 20-17               |
| 12/8/13 vs. Min.       | 5 plays, 80 yards in 0:41  | M. Brown 9-yard pass from Flacco        | 0:04        | 29-26               |
| 12/16/13 at Det.       | 7 plays, 24 yards in 1:43  | Tucker 61-yard field goal               | 0:38        | 18-16               |



BALTIMORE  
**RAVENS**

**66**

**GINO GRADKOWSKI**  
CENTER | 6-3 | 300

**COLLEGE:** Delaware **HS:** Seton-La Salle (Pittsburgh, PA)  
**BORN:** 11/5/88, Pittsburgh, PA  
**EXP. (NFL/RAVENS):** 2/2 **GP/GS (PLAYOFFS):** 32/16 (4/0)

**2013 SEASON HIGHLIGHTS: (GP/GS 16/16)** Started all 16 games at center, helping QB Joe Flacco set career highs in attempts (614), completions (362) and passing yards (3,912)

- Started at center and helped protect QB Joe Flacco, allowing time for him to complete 65.4% of his passes (17 of 26) for 273 yards and a TD, including 2 60-plus-yard completions (60-yarder to Torrey Smith and a 66-yard TD pass to Jacoby Jones), in the 19-3 win in **game 11 vs. NYJ (11/24)**
- Started at center and helped protect Flacco, allowing him to surpass the 20,000-yard career passing mark and helped the Ravens rush for 174 yards and 1 TD, including a season-high 131 (and 1 TD) by RB Ray Rice in **game 10 at Chi. (11/17)**
- Started at center and helped protect Flacco, allowing him to throw for 342 yards, 2 TDs and no INTs for a 112.6 QB rating in **game 6 vs. GB (10/13)**
- Started at center, helping the Ravens total 384 yards, including 133 and 2 TDs rushing in the 26-23 victory in **game 5 at Mia. (10/6)**
- Started at center and helped the Ravens to a 30-9 victory in **game 3 vs. Hou. (9/22)**
- Started at center and helped QB Joe Flacco post a 94.4 QB rating (22-of-33 passing for 211 yards, 1 TD and no INTs) in the 14-6 victory in **game 2 vs. Cle. (9/15)**
- Started at center (his first-career NFL start) and helped protect Flacco, who set career highs in passing attempts (62) and completions (34), while throwing for 362 yards (franchise-record 14th-career 300-plus-yard game) and 2 TDs, in **game 1 at Den. (9/5)**

**CAREER HIGHLIGHTS:**

- Started at center (his first-career NFL start) and helped protect QB Joe Flacco, who set career highs in passing attempts (62) and completions (34), while throwing for 362 yards (franchise-record 14th-career 300-plus-yard game) and 2 TDs at Den. (9/5/13)
- Played in all 16 regular season games and all four postseason contests, both from scrimmage and on special teams (2012)





BALTIMORE  
**RAVENS**

**24**

**COREY GRAHAM**  
CORNERBACK | 6-0 | 196

**COLLEGE:** New Hampshire **HS:** Turner Carroll (Buffalo, NY)  
**BORN:** 7/25/85, Buffalo, NY  
**EXP. (NFL/RAVENS):** 7/2 **GP/GS (PLAYOFFS):** 109/23 (6/4)

**2013 SEASON HIGHLIGHTS:** Saw action in all 16 games (five starts) and led the team with a career-high 4 INTs...Recorded 68 tackles (51 solo), his first-career sack, a career-high 12 PD and 1 FF

- Recorded a career-high 2 INTs, a career-high-tying 3 PD, along with a solo tackle for a defense that allowed just 3 points and held the Jets to 8% (1-of-12) on third down in the 19-3 win in **game 11 vs. NYJ (11/24)**
- Led the team with 8 tackles (all solo), posted his first-career sack, had 1 PD and had a solo ST stop in **game 10 at Chi. (11/17)**
- Produced 5 tackles and 1 PD from scrimmage and led the team with 3 special teams stops in **game 8 at Cle. (11/3)**
- Played in his 100th-career game and produced 4 solo tackles and 1 PD in **game 7 at Pit. (10/20)**
- Started and recorded 4 solo tackles and 1 PD for a defense that held the Dolphins to 19% on third down (3-of-16) in the 26-23 victory in **game 5 at Mia. (10/6)**
- Saw extended action at CB for an injured Lardarius Webb (hamstring) and responded with 9 tackles, 1 INT, 1 PD and 1 FF for a defense that forced 3 turnovers in **game 4 at Buf. (9/29)**
- Posted 3 solo tackles for a defense that did not allow a TD for the second-consecutive contest and held the Texans to 25% (3-of-12) on third down in the 30-9 victory in **game 3 vs. Hou. (9/22)**
- Recorded a solo special teams stop and had 3 solo tackles from scrimmage for a defense that didn't allow a TD and held the Browns to 27% (4-of-15) on third down in the 14-6 victory in **game 2 vs. Cle. (9/15)**
- Started and finished second on the team with 7 tackles, including 4 solo, in **game 1 at Den. (9/5)**

**CAREER HIGHLIGHTS:**

- Has played in 109-consecutive games, the second-longest active streak by an NFL CB (William Gay, 112)
- Led Ravens with 4 INTs in 2013
- Established a career-high 3 PD at Pit. (11/18/12)
- Recorded a career-high 93 tackles from scrimmage in 2008
- Led the Bears with a career-high 25 special teams tackles in 2010
- Owens 115 special teams stops, including topping the 20-tackle mark in four of his seven full seasons

**CAREER HONORS:**

- Pro Bowler (2011)
- Named to *USA Today's* All-Joe Team (players who are critical to their team, but don't receive Pro Bowl nods) in 2010
- Ravens Roost #7 Extra Effort Award (2012)

**2013**

**GAME-BY-GAME DEFENSE**

**RAVENS**

| Date/Opp.      | TT        | Solo      | Asst.     | Sacks      | INT         | PD        | FF       | FR       |
|----------------|-----------|-----------|-----------|------------|-------------|-----------|----------|----------|
| 9/5 @ Den.     | 7         | 5         | 2         | 0-0        | 0-0         | 0         | 0        | 0        |
| 9/15 vs. Cle.  | 3         | 3         | 0         | 0-0        | 0-0         | 0         | 0        | 0        |
| 9/22 vs. Hou.  | 3         | 3         | 0         | 0-0        | 0-0         | 0         | 0        | 0        |
| 9/29 @ Buf.    | 9         | 7         | 2         | 0-0        | 1-0         | 1         | 1        | 0        |
| 10/6 @ Mia.    | 4         | 4         | 0         | 0-0        | 0-0         | 1         | 0        | 0        |
| 10/13 vs. GB   | 4         | 3         | 1         | 0-0        | 0-0         | 0         | 0        | 0        |
| 10/20 @ Pit.   | 4         | 4         | 0         | 0-0        | 0-0         | 1         | 0        | 0        |
| 11/3 @ Cle.    | 5         | 4         | 1         | 0-0        | 0-0         | 1         | 0        | 0        |
| 11/10 vs. Cin. | 5         | 2         | 3         | 0-0        | 0-0         | 0         | 0        | 0        |
| 11/17 @ Chi.   | 8         | 8         | 0         | 1-0        | 0-0         | 1         | 1        | 0        |
| 11/24 vs. NYJ  | 1         | 1         | 0         | 0-0        | 2-0         | 3         | 0        | 0        |
| 11/28 vs. Pit. | 8         | 3         | 5         | 0-0        | 0-0         | 1         | 0        | 0        |
| 12/8 vs. Min.  | 2         | 1         | 1         | 0-0        | 0-0         | 2         | 0        | 0        |
| 12/16 @ Det.   | 2         | 2         | 0         | 0-0        | 0-0         | 0         | 0        | 0        |
| 12/22 vs. NE   | 0         | 0         | 0         | 0-0        | 0-0         | 0         | 0        | 0        |
| 12/29 @ Cin.   | 3         | 1         | 2         | 0-0        | 1-28        | 1         | 0        | 0        |
| <b>Totals</b>  | <b>68</b> | <b>51</b> | <b>17</b> | <b>1-0</b> | <b>4-28</b> | <b>12</b> | <b>1</b> | <b>0</b> |

**2013**

**GAME-BY-GAME SPECIAL TEAMS TACKLES**

**RAVENS**

| Date/Opp.      | TT       | Solo     | Asst.    | FF       | FR       | BK       |
|----------------|----------|----------|----------|----------|----------|----------|
| 9/5 @ Den.     | 0        | 0        | 0        | 0        | 0        | 0        |
| 9/15 vs. Cle.  | 1        | 1        | 0        | 0        | 0        | 0        |
| 9/22 vs. Hou.  | 0        | 0        | 0        | 0        | 0        | 0        |
| 9/29 @ Buf.    | 0        | 0        | 0        | 0        | 0        | 0        |
| 10/6 @ Mia.    | 0        | 0        | 0        | 0        | 0        | 0        |
| 10/13 vs. GB   | 0        | 0        | 0        | 0        | 0        | 0        |
| 10/20 @ Pit.   | 0        | 0        | 0        | 0        | 0        | 0        |
| 11/3 @ Cle.    | 3        | 2        | 1        | 0        | 0        | 0        |
| 11/10 vs. Cin. | 0        | 0        | 0        | 0        | 0        | 0        |
| 11/17 @ Chi.   | 1        | 1        | 0        | 0        | 0        | 0        |
| 11/24 vs. NYJ  | 0        | 0        | 0        | 0        | 0        | 0        |
| 11/28 vs. Pit. | 0        | 0        | 0        | 0        | 0        | 0        |
| 12/8 vs. Min.  | 0        | 0        | 0        | 0        | 0        | 0        |
| 12/16 @ Det.   | 0        | 0        | 0        | 0        | 0        | 0        |
| 12/22 vs. NE   | 0        | 0        | 0        | 0        | 0        | 0        |
| 12/29 @ Cin.   | 0        | 0        | 0        | 0        | 0        | 0        |
| <b>Totals</b>  | <b>5</b> | <b>4</b> | <b>1</b> | <b>0</b> | <b>0</b> | <b>0</b> |



# 24 COREY GRAHAM

## REGULAR SEASON

| Year          | Team      | GP         | GS        | TACKLES    |            |           | SACKS      |            | INTERCEPTIONS |           |           |          |           | FUMBLES  |          |          |          |
|---------------|-----------|------------|-----------|------------|------------|-----------|------------|------------|---------------|-----------|-----------|----------|-----------|----------|----------|----------|----------|
|               |           |            |           | TT         | Solo       | Asst.     | No.        | Yards      | No.           | Yards     | LG        | TD       | PD        | FF       | FR       | Yards    |          |
| 2007          | Chicago   | 13         | 0         | 0          | 0          | 0         | 0.0        | 0.0        | 0             | 0         | 0         | 0        | 0         | 0        | 0        | 0        | 0        |
| 2008          | Chicago   | 16         | 9         | 93         | 73         | 20        | 0.0        | 0.0        | 1             | 6         | 6         | 0        | 6         | 1        | 1        | 0        | 0        |
| 2009          | Chicago   | 16         | 1         | 18         | 14         | 4         | 0.0        | 0.0        | 0             | 0         | 0         | 0        | 4         | 0        | 0        | 0        | 0        |
| 2010          | Chicago   | 16         | 0         | 0          | 0          | 0         | 0.0        | 0.0        | 0             | 0         | 0         | 0        | 0         | 0        | 0        | 0        | 0        |
| 2011          | Chicago   | 16         | 0         | 6          | 3          | 3         | 0.0        | 0.0        | 3             | 11        | 10        | 0        | 3         | 0        | 0        | 0        | 0        |
| 2012          | Baltimore | 16         | 8         | 54         | 36         | 18        | 0.0        | 0.0        | 2             | 20        | 20        | 0        | 8         | 0        | 0        | 0        | 0        |
| 2013          | Baltimore | 16         | 5         | 68         | 51         | 17        | 1.0        | 0.0        | 4             | 28        | 28        | 0        | 12        | 1        | 0        | 0        | 0        |
| <b>Totals</b> |           | <b>109</b> | <b>23</b> | <b>239</b> | <b>177</b> | <b>62</b> | <b>1.0</b> | <b>0.0</b> | <b>10</b>     | <b>65</b> | <b>28</b> | <b>0</b> | <b>33</b> | <b>2</b> | <b>1</b> | <b>0</b> | <b>0</b> |

\*LED TEAM

**SPECIAL TEAMS TACKLES (115):** 2007 (20), 2008 (14), 2009 (23), 2010 (25), 2011 (22); 2012 (6); 2013 (5)

## CAREER SINGLE-GAME HIGHS (REGULAR SEASON)

**Total Tackles:** 13 (11/30/08 at Min.)  
**Solo Tackles:** 12 (11/30/08 at Min.)  
**Sacks:** 1 (11/17/13 at Chi.)  
**INTs:** 2 (11/24/13 vs. NYJ)  
**Forced Fumbles:** 1 2 times (last: 9/29/13 at Buf.)  
**Fumble Recoveries:** 1 (11/9/08 vs. Ten.)  
**Passes Defensed:** 3 2 times (last: 11/24/13 vs. NYJ)

## POSTSEASON

| Year          | Team      | GP       | GS       | TACKLES   |           |           | SACKS      |            | INTERCEPTIONS |           |            |          |          | FUMBLES  |          |          |          |
|---------------|-----------|----------|----------|-----------|-----------|-----------|------------|------------|---------------|-----------|------------|----------|----------|----------|----------|----------|----------|
|               |           |          |          | TT        | Solo      | Asst.     | No.        | Yards      | No.           | Yards     | LG         | TD       | PD       | FF       | FR       | Yards    |          |
| 2010          | Chicago   | 2        | 0        | 0         | 0         | 0         | 0.0        | 0.0        | 0             | 0         | 0          | 0        | 0        | 0        | 0        | 0        | 0        |
| 2012          | Baltimore | 4        | 4        | 32        | 20        | 12        | 0.5        | 3.0        | 2             | 39        | 39t        | 1        | 7        | 0        | 0        | 0        | 0        |
| <b>Totals</b> |           | <b>6</b> | <b>4</b> | <b>32</b> | <b>20</b> | <b>12</b> | <b>0.5</b> | <b>3.0</b> | <b>2</b>      | <b>39</b> | <b>39t</b> | <b>1</b> | <b>7</b> | <b>0</b> | <b>0</b> | <b>0</b> | <b>0</b> |



BALTIMORE  
**RAVENS**

**32**

**JAMES IHEDIGBO**

**SAFETY | 6-1 | 214**

**COLLEGE:** Massachusetts **HS:** Amherst (MA)

**BORN:** 12/3/83, Amherst, MA

**EXP. (NFL/RAVENS):** 7/2 **GP/GS (PLAYOFFS):** 85/31 (13/3)

**2013 SEASON HIGHLIGHTS:** Started all 16 games for the first time in his career and finished second on the team with a career-high 99 tackles...Also recorded a career-high 11 PD and his first-career INT (finished second on the team with 3 picks), 2 FFs and 1 FR

- Led the team with a career-high 12 tackles (including a career-high-tying 7 solo), adding 1 PD and 1 FF in the 29-26 win in **game 13 vs. Min. (12/8)**
- Led the team with 10 tackles and posted 2 PD in the 22-20 victory in **game 12 vs. Pit. (11/28)**
- Led the team with 9 tackles (6 solo) and a career-high 3 PD, including his first-career INT (finished with 2 INTs), in the 20-17 overtime win in **game 9 vs. Cin. (11/10)**
- Recorded 6 tackles and his first-career FR in **game 8 at Cle. (11/3)**
- Started and tied for the team lead (Terrell Suggs and Daryl Smith) with a then-career-high 10 tackles from scrimmage and recorded a FR on special teams in **game 6 vs. GB (10/13)**
- Started and posted 3 solo tackles and 1 PD for a defense that held the Dolphins to 19% on third down (3-of-16) in the 26-23 victory in **game 5 at Mia. (10/6)**
- Started and finished second on the team with a then-career-high 9 tackles and 2 PD for a defense that did not allow a TD for the second-consecutive contest and held the Texans to 25% (3-of-12) on third down in the 30-9 victory in **game 3 vs. Hou. (9/22)**
- Started and posted 2 tackles for a defense that didn't allow a TD and held the Browns to 27% (4-of-15) on third down in the 14-6 victory in **game 2 vs. Cle. (9/15)**
- Started and recorded 3 solo tackles from scrimmage, 2 special teams stops and 1 PD in **game 1 at Den. (9/5)**

**CAREER HIGHLIGHTS:**

- Posted a career-high 99 tackles (62 solo) with the Ravens in 2013
- Netted a career-high 11 PD and 3 INTs in 2013
- Produced a single-game career-high 12 tackles vs. Min. (12/8/13)
- Recorded his first-career INT (finished with 2 INTs), in the 20-17 overtime win vs. Cin. (11/10/13)
- Owns 76 career special teams tackles
- Recorded his first-career sack at TB (12/13/09)
- Led the Jets with a career-high 27 special teams stops in 2009

**2013**

**GAME-BY-GAME DEFENSE**

**RAVENS**

| Date/Opp.      | TT        | Solo      | Asst.     | Sacks      | INT         | PD        | FF       | FR       |
|----------------|-----------|-----------|-----------|------------|-------------|-----------|----------|----------|
| 9/5 @ Den.     | 3         | 3         | 0         | 0-0        | 0-0         | 1         | 0        | 0        |
| 9/15 vs. Cle.  | 2         | 0         | 2         | 0-0        | 0-0         | 0         | 0        | 0        |
| 9/22 vs. Hou.  | 9         | 5         | 4         | 0-0        | 0-0         | 2         | 0        | 0        |
| 9/29 @ Buf.    | 8         | 6         | 2         | 0-0        | 0-0         | 0         | 1        | 0        |
| 10/6 @ Mia.    | 3         | 3         | 0         | 0-0        | 0-0         | 1         | 0        | 0        |
| 10/13 vs. GB   | 10        | 5         | 5         | 0-0        | 0-0         | 0         | 0        | 0        |
| 10/20 @ Pit.   | 3         | 3         | 0         | 0-0        | 0-0         | 0         | 0        | 0        |
| 11/3 @ Cle.    | 6         | 3         | 3         | 0-0        | 0-0         | 0         | 0        | 1        |
| 11/10 vs. Cin. | 9         | 6         | 3         | 0-0        | 2-46        | 3         | 0        | 0        |
| 11/17 @ Chi.   | 6         | 5         | 1         | 0-0        | 0-0         | 0         | 0        | 0        |
| 11/24 vs. NYJ  | 4         | 2         | 2         | 0-0        | 0-0         | 0         | 0        | 0        |
| 11/28 vs. Pit. | 10        | 4         | 6         | 0-0        | 0-0         | 2         | 0        | 0        |
| 12/8 vs. Min.  | 12        | 7         | 5         | 0-0        | 0-0         | 1         | 1        | 0        |
| 12/16 @ Det.   | 3         | 3         | 0         | 0-0        | 0-0         | 0         | 0        | 0        |
| 12/22 vs. NE   | 4         | 2         | 2         | 0-0        | 0-0         | 0         | 0        | 0        |
| 12/29 @ Cin.   | 7         | 5         | 2         | 0-0        | 1-8         | 1         | 0        | 0        |
| <b>Totals</b>  | <b>99</b> | <b>62</b> | <b>37</b> | <b>0-0</b> | <b>3-54</b> | <b>11</b> | <b>2</b> | <b>1</b> |

**2013**


**GAME-BY-GAME SPECIAL TEAMS TACKLES**

**RAVENS**

| Date/Opp.      | TT       | Solo     | Asst.    | FF       | FR       | BK       |
|----------------|----------|----------|----------|----------|----------|----------|
| 9/5 @ Den.     | 2        | 1        | 1        | 0        | 0        | 0        |
| 9/15 vs. Cle.  | 0        | 0        | 0        | 0        | 0        | 0        |
| 9/22 vs. Hou.  | 0        | 0        | 0        | 0        | 0        | 0        |
| 9/29 @ Buf.    | 0        | 0        | 0        | 0        | 0        | 0        |
| 10/6 @ Mia.    | 0        | 0        | 0        | 0        | 0        | 0        |
| 10/13 vs. GB   | 0        | 0        | 0        | 0        | 1        | 0        |
| 10/20 @ Pit.   | 0        | 0        | 0        | 0        | 0        | 0        |
| 11/3 @ Cle.    | 0        | 0        | 0        | 0        | 0        | 0        |
| 11/10 vs. Cin. | 0        | 0        | 0        | 0        | 0        | 0        |
| 11/17 @ Chi.   | 0        | 0        | 0        | 0        | 0        | 0        |
| 11/24 vs. NYJ  | 0        | 0        | 0        | 0        | 0        | 0        |
| 11/28 vs. Pit. | 0        | 0        | 0        | 0        | 0        | 0        |
| 12/8 vs. Min.  | 0        | 0        | 0        | 0        | 0        | 0        |
| 12/16 @ Det.   | 0        | 0        | 0        | 0        | 0        | 0        |
| 12/22 vs. NE   | 0        | 0        | 0        | 0        | 0        | 0        |
| 12/29 @ Cin.   | 0        | 0        | 0        | 0        | 0        | 0        |
| <b>Totals</b>  | <b>2</b> | <b>1</b> | <b>1</b> | <b>0</b> | <b>1</b> | <b>0</b> |







BALTIMORE  
**RAVENS**

**77**

**RYAN JENSEN**  
CENTER | 6-4 | 318

**COLLEGE:** Colorado State - Pueblo **HS:** Fort Morgan (CO)  
**BORN:** 5/27/91, Fort Morgan, CO  
**EXP. (NFL/RAVENS):** Rookie **GP/GS (PLAYOFFS):** 0/0 (0/0)

**2013 SEASON HIGHLIGHTS: (GP/GS: 0/0)**

- Was a game-day inactive (foot) for all 16 games as a rookie

**COLLEGE HIGHLIGHTS:**

- Played in 46-consecutive games (including 44-consecutive starts) for the Thunderwolves in four seasons

**COLLEGE HONORS:**

- Second-team Division II All-American by *Don Hansen's Football Gazette* (2011)
- First-team All-Super Region 3 by *Don Hansen's Football Gazette* (2011)
- First-team All-Rocky Mountain Athletic Conference (2011)
- Second-team All-Rocky Mountain Athletic Conference (2010)
- Second-team All-Colorado by National Football Foundation (2010)





BALTIMORE  
RAVENS

97

**ARTHUR JONES**  
DEFENSIVE TACKLE | 6-3 | 315

COLLEGE: Syracuse HS: Union Endicott (Endicott, NY)  
BORN: 6/3/86, Rochester, NY  
EXP. (NFL/RAVENS): 4/4 GP/GS (PLAYOFFS): 46/20 (6/2)

**2013 SEASON HIGHLIGHTS:** Played in 14 games, including a career-high 13 starts, and recorded a career-high 53 tackles (27 solo) and 4 sacks (second-highest total of his career)...Missed one game due to an illness and one due to a concussion

- Started and tied a career high with 8 tackles in **game 15 vs. NE (12/22)**
- Started and netted 5 tackles, including a TFL, in the 29-26 win in **game 13 vs. Min. (12/8)**
- Started and posted 4 tackles and a sack (-5 yards) in the 20-17 overtime win in **game 9 vs. Cin. (11/10)**
- Subbed and netted 3 tackles, including a sack (-6 yards), in **game 6 vs. GB (10/13)**
- Started and had 1 solo tackle for a defense that allowed 22 rushing yards (fourth fewest by an opponent in franchise history) in the 26-23 victory in **game 5 at Mia. (10/6)**
- Started and established career highs in tackles (8) and solo stops (6) for a defense that forced 3 turnovers in **game 4 at Buf. (9/29)**
- Started and recorded 3 tackles and 1 sack (-7 yards) for a defense that did not allow a TD for the second-consecutive contest and held the Texans to 25% (3-of-12) on third down in the 30-9 victory in **game 3 vs. Hou. (9/22)**
- Started and posted 3 tackles, including 1 sack (-9 yards), for a defense that didn't allow a TD and held the Browns to 27% (4-of-15) on third down in the 14-6 victory in **game 2 vs. Cle. (9/15)**
- Was a game-day inactive (illness) in **game 1 at Den. (9/5)**

**CAREER HIGHLIGHTS:**

- Started a career-high 13 games and recorded a career-high 53 tackles (27 solo) and 4 sacks (second-highest total of his career) in 2013
- Established a career high with 8 tackles (including a career-high 6 solo) at Buf. (9/29/13)
- Had a sack (-9 yards) in the Super Bowl XLVII victory over SF (2/3/13)
- Recorded a career-high 2 sacks (first sacks of his career) in the 16-13 overtime victory at SD (11/25/12)
- Started his first-career game vs. Cle. (12/24/11)
- Recorded his first-career tackle at Ten. (9/18/11)
- Saw action in his first-career game vs. TB (11/28/10)

| 2013                 |           |           |           |             |            |          |          |          |
|----------------------|-----------|-----------|-----------|-------------|------------|----------|----------|----------|
| GAME-BY-GAME DEFENSE |           |           |           |             |            |          |          |          |
| RAVENS               |           |           |           |             |            |          |          |          |
| Date/Opp.            | TT        | Solo      | Asst.     | Sacks       | INT        | PD       | FF       | FR       |
| 9/5 @ Den.           |           |           |           |             |            |          |          |          |
| INACTIVE - ILLNESS   |           |           |           |             |            |          |          |          |
| 9/15 vs. Cle.        | 3         | 1         | 2         | 1-9         | 0-0        | 0        | 0        | 0        |
| 9/22 vs. Hou.        | 3         | 1         | 2         | 1-7         | 0-0        | 0        | 0        | 0        |
| 9/29 @ Buf.          | 8         | 6         | 2         | 0-0         | 0-0        | 0        | 0        | 0        |
| 10/6 @ Mia.          | 1         | 1         | 0         | 0-0         | 0-0        | 0        | 0        | 0        |
| 10/13 vs. GB         | 3         | 1         | 2         | 1-6         | 0-0        | 0        | 0        | 0        |
| 10/20 @ Pit.         | 2         | 2         | 0         | 0-0         | 0-0        | 0        | 0        | 0        |
| 11/3 @ Cle.          | 4         | 2         | 2         | 0-0         | 0-0        | 0        | 0        | 0        |
| 11/10 vs. Cin.       | 4         | 1         | 3         | 1-5         | 0-0        | 0        | 0        | 0        |
| 11/17 @ Chi.         | 2         | 2         | 0         | 0-0         | 0-0        | 0        | 0        | 0        |
| 11/24 vs. NYJ        | 4         | 2         | 2         | 0-0         | 0-0        | 0        | 0        | 0        |
| 11/28 vs. Pit.       | 3         | 1         | 2         | 0-0         | 0-0        | 0        | 0        | 0        |
| 12/8 vs. Min.        | 5         | 1         | 4         | 0-0         | 0-0        | 0        | 0        | 0        |
| 12/16 @ Det.         | 3         | 2         | 1         | 0-0         | 0-0        | 0        | 0        | 0        |
| 12/22 vs. NE         | 8         | 4         | 4         | 0-0         | 0-0        | 0        | 0        | 0        |
| 12/29 @ Cin.         |           |           |           |             |            |          |          |          |
| INACTIVE - HEAD      |           |           |           |             |            |          |          |          |
| <b>Totals</b>        | <b>53</b> | <b>27</b> | <b>26</b> | <b>4-27</b> | <b>0-0</b> | <b>0</b> | <b>0</b> | <b>0</b> |

# 97 ARTHUR JONES

## REGULAR SEASON

| Year          | Team      | GP        | GS        | TACKLES    |           |           | SACKS      |             | INTERCEPTIONS |          |          |          |          | FUMBLES  |          |          |          |
|---------------|-----------|-----------|-----------|------------|-----------|-----------|------------|-------------|---------------|----------|----------|----------|----------|----------|----------|----------|----------|
|               |           |           |           | TT         | Solo      | Asst.     | No.        | Yards       | No.           | Yards    | LG       | TD       | PD       | FF       | FR       | Yards    |          |
| 2010          | Baltimore | 2         | 0         | 0          | 0         | 0         | 0.0        | 0.0         | 0             | 0        | 0        | 0        | 0        | 0        | 0        | 0        | 0        |
| 2011          | Baltimore | 14        | 1         | 18         | 12        | 6         | 0.0        | 0.0         | 0             | 0        | 0        | 0        | 0        | 0        | 0        | 0        | 0        |
| 2012          | Baltimore | 16        | 6         | 47         | 27        | 20        | 4.5        | 29.5        | 0             | 0        | 0        | 0        | 0        | 1        | 0        | 0        | 0        |
| 2013          | Baltimore | 14        | 13        | 53         | 27        | 26        | 4.0        | 27.0        | 0             | 0        | 0        | 0        | 0        | 0        | 0        | 0        | 0        |
| <b>Totals</b> |           | <b>46</b> | <b>20</b> | <b>118</b> | <b>66</b> | <b>52</b> | <b>8.5</b> | <b>56.5</b> | <b>0</b>      | <b>0</b> | <b>0</b> | <b>0</b> | <b>0</b> | <b>1</b> | <b>0</b> | <b>0</b> | <b>0</b> |

SPECIAL TEAMS TACKLES (1): 2011 (1)

## CAREER SINGLE-GAME HIGHS (REGULAR SEASON)

**Total Tackles:**  
8 2 times (last: 12/22/13 vs. NE)

**Solo Tackles:**  
6 (9/29/13 at Buf.)

**Sacks:**  
2 (11/25/12 at SD)

**Interceptions:**  
None

**Forced Fumbles:**  
1 (10/7/12 at KC)

**Fumble Recoveries:**  
None

**Passes Defensed:**  
None

## POSTSEASON

| Year          | Team      | GP       | GS       | TACKLES   |          |          | SACKS      |            | INTERCEPTIONS |          |          |          |          | FUMBLES  |          |          |          |
|---------------|-----------|----------|----------|-----------|----------|----------|------------|------------|---------------|----------|----------|----------|----------|----------|----------|----------|----------|
|               |           |          |          | TT        | Solo     | Asst.    | No.        | Yards      | No.           | Yards    | LG       | TD       | PD       | FF       | FR       | Yards    |          |
| 2010          | Baltimore | 0        | 0        | 0         | 0        | 0        | 0.0        | 0.0        | 0             | 0        | 0        | 0        | 0        | 0        | 0        | 0        | 0        |
| 2011          | Baltimore | 2        | 0        | 1         | 0        | 1        | 0.0        | 0.0        | 0             | 0        | 0        | 0        | 0        | 0        | 0        | 0        | 0        |
| 2012          | Baltimore | 4        | 2        | 9         | 5        | 4        | 1.0        | 6.0        | 0             | 0        | 0        | 0        | 0        | 0        | 2        | 0        | 0        |
| <b>Totals</b> |           | <b>6</b> | <b>2</b> | <b>10</b> | <b>5</b> | <b>5</b> | <b>1.0</b> | <b>6.0</b> | <b>0</b>      | <b>0</b> | <b>0</b> | <b>0</b> | <b>0</b> | <b>0</b> | <b>2</b> | <b>0</b> | <b>0</b> |



BALTIMORE  
**RAVENS**

**12**

**JACOBY JONES**  
WIDE RECEIVER/RETURN SPECIALIST | 6-2 | 215

**COLLEGE:** Lane **HS:** Marion Abramson (New Orleans, LA)

**BORN:** 7/11/84, New Orleans, LA

**EXP. (NFL/RAVENS):** 7/2 **GP/GS (PLAYOFFS):** 103/33 (6/1)

**2013 SEASON HIGHLIGHTS:** Saw action in 12 games, including nine starts (missed four games due to a knee injury), and finished fourth on the team with 37 receptions (second-highest total of his career) for 455 yards and 2 TDs...Recorded 31 KORs for 892 yards (28.8 avg.) and 1 TD (a 77-yarder) and averaged a career-high 12.5 yards per PR (19 for 237 yards)

- Led the team with 6 receptions for 80 yards, including a 27-yarder on third-and-15 during the game-winning drive in the fourth quarter in the 18-16 victory in **game 14 at Det. (12/16)**...Also had 1 PR for 24 yards and 2 KORs for 60 yards, including a 36-yard return to kick-start the game-winning drive against the Lions
- Played in his 100th-career game and produced 233 combined yards, including 4 receptions for 37 yards, 4 PRs for 44 yards and 4 KORs for 152 yards, including a 77-yard TD that was the third of five lead changes in the final 2:01 of the game, in the 29-26 win in **game 13 vs. Min. (12/8)**
- Recorded 176 total yards, including 104 KOR yards (52.0 avg.), 53 receiving yards (on 4 receptions) and 19 PR yards (on 2 returns) in the 22-20 victory in **game 12 vs. Pit. (11/28)**
- Posted 249 total yards, recording his second-career 100-plus-yard receiving game (4 for 103, including a 66-yard TD), 5 PRs for 108 yards (21.6 avg.) and 38 KOR yards in the 19-3 win in **game 11 vs. NYJ (11/24)**
- Started and tied for the team lead with 4 receptions for 32 yards and had 3 KORs for 81 yards (27.0 avg.) in **game 7 at Pit. (10/20)**
- Saw his first action since week 1 (knee), securing 2 receptions for 42 yards and 1 TD and recording 4 KORs for 102 yards (25.5 avg.) in **game 6 vs. GB (10/13)**
- Was a game-day inactive (knee) in **games 2-5**
- Pulled in 3 receptions for 24 yards before leaving the game in the second quarter with a knee injury in **game 1 at Den. (9/5)**

#### CAREER HIGHLIGHTS:

- Established Super Bowl records with a 108-yard KOR for a TD and 290 combined yards (206 KOR, 28 PR and 56 rec.) vs. SF in Super Bowl XLVII (2/3/13)
- Posted a 108-yard KOR for a TD vs. Dal. (10/14/12), which is tied for the second-longest KOR in NFL history - Ellis Hobbs (9/9/07), Randall Cobb (9/8/11) and Knile Davis (12/2/13)
- Led the NFL with a Ravens' franchise-record 30.7 KOR avg. in 2012
- Is the first Raven ever to post multiple KOR-TDs in a season and a career and became the only player in NFL history to record dual KOR-TDs of at least 105 yards (2012)...Cordarrelle Patterson (Vikings) became the second in 2013
- Has 4 PRs and 4 KORs for TDs (1 PR and 3 KORs as a Raven)
- Is the only Raven to produce 3 combined kick return TDs in a season (2 KORs and 1 PR) in 2012
- Owns the Texans' franchise record with 4 career return-TDs
- Only player in Texans history to have 3 PRs for TDs
- Caught a 70-yard TD pass from Joe Flacco with :31 seconds remaining in the Divisional Playoff at Den. (1/12/13), which tied the game eventually won by the Ravens, 38-35, in 2OT
- Had a career-long 79-yard PR vs. Ind. (9/11/11)

#### CAREER HONORS:

- Pro Bowler (2012)
- AFC Special Teams Player of the Month (November, 2012)
- AFC Special Teams Player of the Week (Week 6, 2008; Week 8, 2008; Week 4, 2009; Week 6, 2012; Week 10, 2012)
- *Associated Press* first-team All-Pro (2012)
- *PFW/PFWA* first-team All-Pro (2012)
- *Sports Illustrated* (Peter King) All-Pro (2012)

# 12 JACOBY JONES

## 2013

### GAME-BY-GAME OFFENSE

| RAVENS<br>Date/Opp. | RECEIVING       |            |             |            |          | RUSHING  |          |            |          |          |
|---------------------|-----------------|------------|-------------|------------|----------|----------|----------|------------|----------|----------|
|                     | No.             | Yds.       | Avg.        | LG         | TD       | No.      | Yds.     | Avg.       | LG       | TD       |
| 9/5 @ Den.          | 3               | 24         | 8.0         | 13         | 0        | 0        | 0        | 0.0        | 0        | 0        |
| 9/15 vs. Cle.       | INACTIVE - KNEE |            |             |            |          |          |          |            |          |          |
| 9/22 vs. Hou.       | INACTIVE - KNEE |            |             |            |          |          |          |            |          |          |
| 9/29 @ Buf.         | INACTIVE - KNEE |            |             |            |          |          |          |            |          |          |
| 10/6 @ Mia.         | INACTIVE - KNEE |            |             |            |          |          |          |            |          |          |
| 10/13 vs. GB        | 2               | 42         | 21.0        | 31         | 1        | 0        | 0        | 0.0        | 0        | 0        |
| 10/20 @ Pit.        | 4               | 32         | 8.0         | 12         | 0        | 0        | 0        | 0.0        | 0        | 0        |
| 11/3 @ Cle.         | 4               | 27         | 6.8         | 9          | 0        | 0        | 0        | 0.0        | 0        | 0        |
| 11/10 vs. Cin.      | 2               | 17         | 8.5         | 9          | 0        | 0        | 0        | 0.0        | 0        | 0        |
| 11/17 @ Chi.        | 2               | 18         | 9.0         | 9          | 0        | 1        | 4        | 4.0        | 4        | 0        |
| 11/24 vs. NYJ       | 4               | 103        | 25.8        | 66t        | 1        | 0        | 0        | 0.0        | 0        | 0        |
| 11/28 vs. Pit.      | 4               | 53         | 13.3        | 34         | 0        | 0        | 0        | 0.0        | 0        | 0        |
| 12/8 vs. Min.       | 4               | 37         | 9.3         | 15         | 0        | 1        | -4       | -4.0       | -4       | 0        |
| 12/16 @ Det.        | 6               | 80         | 13.3        | 27         | 0        | 0        | 0        | 0.0        | 0        | 0        |
| 12/22 vs. NE        | 1               | 11         | 11.0        | 11         | 0        | 0        | 0        | 0.0        | 0        | 0        |
| 12/29 @ Cin.        | 1               | 11         | 11.0        | 11         | 0        | 0        | 0        | 0.0        | 0        | 0        |
| <b>Totals</b>       | <b>37</b>       | <b>455</b> | <b>12.3</b> | <b>66t</b> | <b>2</b> | <b>2</b> | <b>0</b> | <b>0.0</b> | <b>4</b> | <b>0</b> |

## 2013

### GAME-BY-GAME PUNT RETURNS

| RAVENS<br>Date/Opp. | No.             | FC       | Yards      | Avg.        | LG        | TD       |
|---------------------|-----------------|----------|------------|-------------|-----------|----------|
| 9/5 @ Den.          | 0               | 0        | 0          | 0.0         | 0         | 0        |
| 9/15 vs. Cle.       | INACTIVE - KNEE |          |            |             |           |          |
| 9/22 vs. Hou.       | INACTIVE - KNEE |          |            |             |           |          |
| 9/29 @ Buf.         | INACTIVE - KNEE |          |            |             |           |          |
| 10/6 @ Mia.         | INACTIVE - KNEE |          |            |             |           |          |
| 10/13 vs. GB        | 1               | 0        | 0          | 0.0         | 0         | 0        |
| 10/20 @ Pit.        | 0               | 0        | 0          | 0.0         | 0         | 0        |
| 11/3 @ Cle.         | 0               | 0        | 0          | 0.0         | 0         | 0        |
| 11/10 vs. Cin.      | 0               | 0        | 0          | 0.0         | 0         | 0        |
| 11/17 @ Chi.        | 1               | 0        | 3          | 3.0         | 3         | 0        |
| 11/24 vs. NYJ       | 5               | 0        | 108        | 21.6        | 37        | 0        |
| 11/28 vs. Pit.      | 2               | 0        | 19         | 9.5         | 11        | 0        |
| 12/8 vs. Min.       | 4               | 0        | 44         | 11.0        | 22        | 0        |
| 12/16 @ Det.        | 1               | 2        | 24         | 24.0        | 24        | 0        |
| 12/22 vs. NE        | 4               | 0        | 36         | 9.0         | 22        | 0        |
| 12/29 @ Cin.        | 1               | 0        | 3          | 3.0         | 3         | 0        |
| <b>Totals</b>       | <b>19</b>       | <b>2</b> | <b>237</b> | <b>12.5</b> | <b>37</b> | <b>0</b> |

## 2013

### GAME-BY-GAME KICKOFF RETURNS

| RAVENS<br>Date/Opp. | No.             | Yards      | Avg.        | LG         | TD       |
|---------------------|-----------------|------------|-------------|------------|----------|
| 9/5 @ Den.          | 0               | 0          | 0.0         | 0          | 0        |
| 9/15 vs. Cle.       | INACTIVE - KNEE |            |             |            |          |
| 9/22 vs. Hou.       | INACTIVE - KNEE |            |             |            |          |
| 9/29 @ Buf.         | INACTIVE - KNEE |            |             |            |          |
| 10/6 @ Mia.         | INACTIVE - KNEE |            |             |            |          |
| 10/13 vs. GB        | 4               | 102        | 25.5        | 35         | 0        |
| 10/20 @ Pit.        | 3               | 81         | 27.0        | 32         | 0        |
| 11/3 @ Cle.         | 2               | 45         | 22.5        | 23         | 0        |
| 11/10 vs. Cin.      | 2               | 41         | 20.5        | 26         | 0        |
| 11/17 @ Chi.        | 2               | 39         | 19.5        | 34         | 0        |
| 11/24 vs. NYJ       | 2               | 38         | 19.0        | 22         | 0        |
| 11/28 vs. Pit.      | 2               | 104        | 52.0        | 73         | 0        |
| 12/8 vs. Min.       | 4               | 152        | 38.0        | 77t        | 1        |
| 12/16 @ Det.        | 2               | 60         | 30.0        | 36         | 0        |
| 12/22 vs. NE        | 2               | 61         | 30.5        | 33         | 0        |
| 12/29 @ Cin.        | 6               | 169        | 28.2        | 35         | 0        |
| <b>Totals</b>       | <b>31</b>       | <b>892</b> | <b>28.8</b> | <b>77t</b> | <b>1</b> |

# 12 JACOBY JONES

## REGULAR SEASON

| Year          | Team      | GP         | GS        | RECEIVING  |              |             |            |           | RUSHING   |           |            |           |          |
|---------------|-----------|------------|-----------|------------|--------------|-------------|------------|-----------|-----------|-----------|------------|-----------|----------|
|               |           |            |           | No.        | Yards        | Avg.        | LG         | TD        | No.       | Yards     | Avg.       | LG        | TD       |
| 2007          | Houston   | 14         | 3         | 15         | 149          | 9.9         | 26         | 0         | 3         | -1        | -0.3       | 4         | 0        |
| 2008          | Houston   | 16         | 0         | 3          | 81           | 27.0        | 45         | 0         | 1         | -5        | -5.0       | -5        | 0        |
| 2009          | Houston   | 14         | 1         | 27         | 437          | 16.2        | 45         | 6         | 2         | 33        | 7.3        | 17        | 0        |
| 2010          | Houston   | 15         | 7         | 51         | 562          | 11.0        | 47         | 3         | 2         | 7         | 3.5        | 10        | 0        |
| 2011          | Houston   | 16         | 10        | 31         | 512          | 16.5        | 80t        | 2         | 4         | 17        | 4.3        | 15        | 0        |
| 2012          | Baltimore | 16         | 3         | 30         | 406          | 13.5        | 47         | 1         | 1         | 6         | 6.0        | 6         | 0        |
| 2013          | Baltimore | 12         | 9         | 37         | 455          | 12.3        | 66t        | 2         | 2         | 0         | 0.0        | 4         | 0        |
| <b>Totals</b> |           | <b>103</b> | <b>33</b> | <b>194</b> | <b>2,602</b> | <b>13.4</b> | <b>80t</b> | <b>14</b> | <b>16</b> | <b>46</b> | <b>2.9</b> | <b>17</b> | <b>0</b> |

## CAREER SINGLE-GAME HIGHS (REGULAR SEASON)

### RECEIVING

#### Receptions:

7 (12/19/10 at Ten.)

#### Yardage:

115 (12/26/10 at Den.)

#### Long Gain:

80t (11/13/11 at TB)

#### Touchdowns:

1 14 times (last: 11/24/13 vs. NYJ)

### RUSHING

#### Carries:

1 16 times (last: 12/8/13 vs. Min.)

#### Yardage:

17 (11/1/09 at Buf.)

#### Long Gain:

17 (11/1/09 at Buf.)

#### Touchdowns:

None

100-yard Receiving Games: 2 (last: 103 yards, 11/24/13 vs. NYJ)

| Year          | Team      | GP         | GS        | KICKOFF RETURNS |              |             |              |          | PUNT RETURNS |           |              |             |            |          |
|---------------|-----------|------------|-----------|-----------------|--------------|-------------|--------------|----------|--------------|-----------|--------------|-------------|------------|----------|
|               |           |            |           | No.             | Yards        | Avg.        | LG           | TD       | No.          | FC        | Yards        | Avg.        | LG         | TD       |
| 2007          | Houston   | 14         | 3         | 4               | 78           | 19.5        | 23           | 0        | 30           | 7         | 286          | 9.5         | 74         | 0        |
| 2008          | Houston   | 16         | 0         | 13              | 280          | 21.5        | 30           | 0        | 32           | 17        | 386          | 12.1        | 73         | 2        |
| 2009          | Houston   | 14         | 1         | 24              | 638          | 26.6        | 95t          | 1        | 39           | 14        | 426          | 10.9        | 62         | 0        |
| 2010          | Houston   | 15         | 7         | 23              | 494          | 21.5        | 35           | 0        | 29           | 15        | 204          | 7.0         | 39         | 0        |
| 2011          | Houston   | 16         | 10        | 0               | 0            | 0.0         | 0            | 0        | 49           | 7         | 518          | 10.6        | 79t        | 1        |
| 2012          | Baltimore | 16         | 3         | 38              | 1,167        | #30.7       | ^108t        | #2       | 37           | 16        | 341          | 9.2         | 63t        | 1        |
| 2013          | Baltimore | 12         | 9         | 31              | 892          | 28.8        | 77t          | 1        | 19           | 2         | 237          | 12.5        | 37         | 0        |
| <b>Totals</b> |           | <b>103</b> | <b>33</b> | <b>133</b>      | <b>3,549</b> | <b>26.7</b> | <b>^108t</b> | <b>4</b> | <b>235</b>   | <b>78</b> | <b>2,398</b> | <b>10.2</b> | <b>79t</b> | <b>4</b> |

^ TIED FOR THE SECOND-LONGEST KOR IN NFL HISTORY

#LED THE NFL

## POSTSEASON

| Year          | Team      | GP       | GS       | RECEIVING |            |             |            |          | RUSHING  |          |            |          |          |
|---------------|-----------|----------|----------|-----------|------------|-------------|------------|----------|----------|----------|------------|----------|----------|
|               |           |          |          | No.       | Yards      | Avg.        | LG         | TD       | No.      | Yards    | Avg.       | LG       | TD       |
| 2011          | Houston   | 2        | 0        | 0         | 0          | 0.0         | 0          | 0        | 0        | 0        | 0.0        | 0        | 0        |
| 2012          | Baltimore | 4        | 1        | 5         | 147        | 29.4        | 70t        | 2        | 0        | 0        | 0.0        | 0        | 0        |
| <b>Totals</b> |           | <b>6</b> | <b>1</b> | <b>5</b>  | <b>147</b> | <b>29.4</b> | <b>70t</b> | <b>2</b> | <b>0</b> | <b>0</b> | <b>0.0</b> | <b>0</b> | <b>0</b> |

| Year          | Team      | GP       | GS       | KICKOFF RETURNS |            |             |              |          | PUNT RETURNS |          |            |            |           |          |
|---------------|-----------|----------|----------|-----------------|------------|-------------|--------------|----------|--------------|----------|------------|------------|-----------|----------|
|               |           |          |          | No.             | Yards      | Avg.        | LG           | TD       | No.          | FC       | Yards      | Avg.       | LG        | TD       |
| 2011          | Houston   | 2        | 0        | 0               | 0          | 0.0         | 0            | 0        | 9            | 0        | 16         | 1.8        | 9         | 0        |
| 2012          | Baltimore | 4        | 1        | 14              | 362        | 25.9        | ^108t        | 1        | 8            | 2        | 110        | 13.8       | 34        | 0        |
| <b>Totals</b> |           | <b>6</b> | <b>1</b> | <b>14</b>       | <b>362</b> | <b>25.9</b> | <b>^108t</b> | <b>1</b> | <b>17</b>    | <b>2</b> | <b>126</b> | <b>7.4</b> | <b>34</b> | <b>0</b> |

^ -LONGEST KOR IN NFL POSTSEASON HISTORY



# RAVENS RANTS: JACOBY JONES

## JACOBY'S JAUNTS



Two seasons ago (in 2012), Pro Bowler **WR/RS Jacoby Jones** posted 2 KOR-TDs (108 yards and 105 yards) and was the NFL's only player with dual KOR-TDs. He also became the first Raven to ever have multiple KOR-TDs in a single season *and* a career. (Jones now has 3 regular season KOR-TDs and 1 playoff KOR-TD as a Raven.) With a 29.8 career return mark in Baltimore, Jones is the Ravens' all-time leader in KOR average (listed below).

### RAVENS CAREER KICKOFF RETURN AVERAGE (Franchise History)

| Rk. | Player (Years)                | KOR       | Yards        | Avg.        | Long        | TD       |
|-----|-------------------------------|-----------|--------------|-------------|-------------|----------|
| 1.  | <b>Jacoby Jones (2012-13)</b> | <b>69</b> | <b>2,059</b> | <b>29.8</b> | <b>108t</b> | <b>3</b> |
| 2.  | Corey Harris (1998-2001)      | 123       | 2,950        | 24.0        | 95t         | 1        |
| 3.  | Yamon Figurs (2007-08)        | 75        | 1,746        | 23.3        | 94t         | 1        |

#### NFL Record Note:

• In 2012, Jones became the only player in NFL history to record dual KOR-TDs of at least 105 yards in a career (108- & 105-yarders). Minnesota's Cordarrelle Patterson has since joined him, doing so in 2013 (105- & 109-yarders).

## PRIME PUNT RETURNER

Since entering the NFL in 2007, **WR/RS Jacoby Jones** has registered the NFL's second-most PR yards (2,398 on 235 returns). Jones has returned 4 punts for TDs during this time, including a 63-yarder in 2012's Week 11 win at Pit. He also owns 8 punt returns of 50-or-more yards, including three 70-plus-yarders that produced TDs.

### NFL PUNT RETURN YARDS (Since 2007)

| Rk. | Player              | PR         | Yards        | Avg.        | Long       | TD       |
|-----|---------------------|------------|--------------|-------------|------------|----------|
| 1.  | Devin Hester        | 217        | 2,641        | 12.2        | 89t        | 10       |
| 2.  | <b>Jacoby Jones</b> | <b>235</b> | <b>2,398</b> | <b>10.2</b> | <b>79t</b> | <b>4</b> |
| 3.  | Josh Cribbs         | 196        | 2,194        | 11.2        | 84t        | 3        |

## SPECIAL TEAMS UNIT RECEIVES

In 2013, senior NFL writer Rick Gosselin of *The Dallas Morning News* ranked the Ravens' special teams unit No. 5 in the league in his annual comprehensive ratings system that is based on 22 categories, assigning points according to each standing — 1 for best, 32 for worst. In 2012, Gosselin ranked the Ravens' unit No. 2 in the NFL, just behind the Vikings, who finished first.

## A DIFFERENCE-MAKER

• In 2013's Week 14 thrilling win over Minnesota, **WR/RS Jacoby Jones** ripped off his fourth-career KOR-TD and his third as a Raven when he sped 77 yards to help give the Ravens a 22-19 lead with 1:16 remaining in the game.

• Including playoffs, Jones has 5-career KOR-TDs (4 in two seasons as a Raven, with one memorable highlight being his 108-yard Super Bowl XLVII return in New Orleans).

• Jones returned 14 kickoffs for 442 yards and 1 TD over the 2013 season's final five games, sporting a 31.6-yard average.

### NFL KICKOFF RETURN AVG. (Since 2012 / Min. 30 Ret.)

|    |                               |             |
|----|-------------------------------|-------------|
| 1. | Cordarrelle Patterson . . .   | 32.4        |
| 2. | Quintin Demps . . . . .       | 30.1        |
| 3. | <b>Jacoby Jones . . . . .</b> | <b>29.8</b> |

### COMBINED KICK RETURN TDS (Since 2012)

|    |                               |                        |
|----|-------------------------------|------------------------|
| 1. | <b>Jacoby Jones . . . . .</b> | <b>4 (3 KOR, 1 PR)</b> |
|    | Trindon Holliday . . . . .    | 4 (2 KOR, 2 PR)        |
| 3. | Darius Reynaud . . . . .      | 3 (2 PR, 1 KOR)        |

## LEAGUE'S LONGEST

In the 2012 Week 6 victory vs. Dallas, **WR/RS Jacoby Jones** posted a then-NFL-record 108-yard KOR-TD, tying Ellis Hobbs and Randall Cobb for the then-longest in NFL history.

### LONGEST KICKOFF RETURNS / NFL HISTORY

| Rk. | Player                       | KOR Long    | Game/Date                |
|-----|------------------------------|-------------|--------------------------|
| 1.  | Cordarrelle Patterson (Min.) | 109t        | 10/27/13 vs. GB          |
| 2.  | <b>Jacoby Jones (Bal.)</b>   | <b>108t</b> | <b>10/14/12 vs. Dal.</b> |
|     | Knile Davis (KC)             | 108t        | 12/1/13 vs. Den.         |
|     | Randall Cobb (GB)            | 108t        | 9/8/11 vs. NO            |
|     | Ellis Hobbs (NE)             | 108t        | 9/9/07 at NYJ            |

## JONES ELECTRIFIES

**WR/RS Jacoby Jones** ranked first in the NFL with a 30.7 KOR average and had three combined kick return TDs (2 KOR & 1 PR) in the Ravens' 2012 Super Bowl-winning season. Not only is Jones the first Raven to ever tally 3 total kick return TDs in a season, but he's just one of six NFL players since 2008 to score a PR, KOR and receiving TD in a single campaign.

### KICKOFF RETURN AVG. (2012 Season)

|    |                               |             |
|----|-------------------------------|-------------|
| 1. | <b>Jacoby Jones . . . . .</b> | <b>30.7</b> |
| 2. | Leon Washington . . . . .     | 29.0        |
| 3. | Joe McKnight . . . . .        | 27.5        |
| 4. | Josh Cribbs . . . . .         | 27.4        |
|    | Marcus Thigpen . . . . .      | 27.4        |

### COMBINED KICK RETURN TDS (2012 Season)

|    |                               |                        |
|----|-------------------------------|------------------------|
| 1. | <b>Jacoby Jones . . . . .</b> | <b>3 (2 KOR, 1 PR)</b> |
|    | Darius Reynaud . . . . .      | 3 (2 PR, 1 KOR)        |
| 3. | Trindon Holliday . . . . .    | 2 (1 KOR, 1 PR)        |
|    | Leodis McKelvin . . . . .     | 2 (both PR)            |
|    | Michael Spurlock . . . . .    | 2 (1 PR, 1 KOR)        |
|    | Marcus Thigpen . . . . .      | 2 (1 KOR, 1 PR)        |

### PLAYERS W/ KOR, PR & REC. TOUCHDOWNS IN A SEASON (Since 2008)

| Player                     | Season      | KR-TD    | PR-TD    | Rec. TD  |
|----------------------------|-------------|----------|----------|----------|
| Jeremy Ross (Det.)         | 2013        | 1        | 1        | 1        |
| <b>Jacoby Jones (Bal.)</b> | <b>2012</b> | <b>2</b> | <b>1</b> | <b>1</b> |
| Michael Spurlock (SD)      | 2012        | 1        | 1        | 1        |
| Randall Cobb (GB)          | 2011        | 1        | 1        | 1        |
| Devin Hester (Chi.)        | 2011        | 1        | 2        | 1        |



BALTIMORE  
RAVENS

40

KYLE JUSZCZYK  
FULLBACK | 6-1 | 245

COLLEGE: Harvard HS: Cloverleaf (Lodi, OH)

BORN: 4/23/91, Medina, OH

EXP. (NFL/RAVENS): Rookie GP/GS (PLAYOFFS): 16/0 (0/0)

**2013 SEASON HIGHLIGHTS:** Saw action in all 16 games as a rookie, finishing with 5 special teams tackles and 1 FR

- Saw action on special teams, recording a solo tackle, in the 29-26 win in **game 13 vs. Min. (12/8)**
- Recorded a solo special teams tackle in the 19-3 win in **game 11 vs. NYJ (11/24)**
- Played on special teams and recorded his first-career KOR, good for 8 yards, in **game 10 at Chi. (11/17)**
- Saw action from scrimmage and on special teams in **games 2-9**
- Saw action in his first-career NFL game and posted his first-career ST tackle in **game 1 at Den. (9/5)**

**COLLEGE HIGHLIGHTS:**

- Appeared in all 40 games (24 starts) during his Harvard career, playing the conventional TE position his first two seasons and then slot receiver/H-back his final two years
- Set the school TE record and ranks 6th overall on Harvard's all-time receptions list with 125 catches for 1,576 yards (12.6 avg.)
- His 22 TD receptions rank third in Harvard annals and 12th best in Ivy League history

**COLLEGE HONORS:**

- First-team FCS All-American by *The NFL Draft Report*, *Associated Press*, *College Sports Journal*, *Beyond Sports Network* and *American Football Coaches Association* (2012)
- First-team All-New England by the *New England Football Writers Association* (2012)
- First-team All-ECAC New England (2012)
- Two-time first-team All-Ivy League (2011-12)
- Ivy League Offensive Player of the Year by *CollegeSportsMadness.com* (2012)
- Second-team All-American by *The NFL Draft Report* (2011)
- Honorable mention All-Ivy League (2010)

**2013**

**GAME-BY-GAME OFFENSE**

| RAVENS<br>Date/Opp. | RUSHING                     |          |            |          | RECEIVING |          |          |            |          |          |
|---------------------|-----------------------------|----------|------------|----------|-----------|----------|----------|------------|----------|----------|
|                     | No.                         | Yds.     | Avg.       | LG       | TD        | No.      | Yds.     | Avg.       | LG       | TD       |
| 9/5 @ Den.          | SAW ACTION ON SPECIAL TEAMS |          |            |          |           |          |          |            |          |          |
| 9/15 vs. Cle.       | 0                           | 0        | 0.0        | 0        | 0         | 0        | 0        | 0.0        | 0        | 0        |
| 9/22 vs. Hou.       | 0                           | 0        | 0.0        | 0        | 0         | 0        | 0        | 0.0        | 0        | 0        |
| 09/29 @ Buf.        | 0                           | 0        | 0.0        | 0        | 0         | 0        | 0        | 0.0        | 0        | 0        |
| 10/6 @ Mia.         | 0                           | 0        | 0.0        | 0        | 0         | 0        | 0        | 0.0        | 0        | 0        |
| 10/13 vs. GB        | 0                           | 0        | 0.0        | 0        | 0         | 0        | 0        | 0.0        | 0        | 0        |
| 10/20 @ Pit.        | 0                           | 0        | 0.0        | 0        | 0         | 0        | 0        | 0.0        | 0        | 0        |
| 11/3 @ Cle.         | 0                           | 0        | 0.0        | 0        | 0         | 0        | 0        | 0.0        | 0        | 0        |
| 11/10 vs. Cin.      | 0                           | 0        | 0.0        | 0        | 0         | 0        | 0        | 0.0        | 0        | 0        |
| 11/17 @ Chi.        | SAW ACTION ON SPECIAL TEAMS |          |            |          |           |          |          |            |          |          |
| 11/24 vs. NYJ       | SAW ACTION ON SPECIAL TEAMS |          |            |          |           |          |          |            |          |          |
| 11/28 vs. Pit.      | SAW ACTION ON SPECIAL TEAMS |          |            |          |           |          |          |            |          |          |
| 12/8 vs. Min.       | SAW ACTION ON SPECIAL TEAMS |          |            |          |           |          |          |            |          |          |
| 12/16 @ Det.        | SAW ACTION ON SPECIAL TEAMS |          |            |          |           |          |          |            |          |          |
| 12/22 vs. NE        | SAW ACTION ON SPECIAL TEAMS |          |            |          |           |          |          |            |          |          |
| 12/29 @ Cin.        | SAW ACTION ON SPECIAL TEAMS |          |            |          |           |          |          |            |          |          |
| <b>Totals</b>       | <b>0</b>                    | <b>0</b> | <b>0.0</b> | <b>0</b> | <b>0</b>  | <b>0</b> | <b>0</b> | <b>0.0</b> | <b>0</b> | <b>0</b> |

**2013**

**GAME-BY-GAME SPECIAL TEAMS TACKLES**

| RAVENS<br>Date/Opp. | TT       | Solo     | Asst.    | FF       | FR       | BK       |
|---------------------|----------|----------|----------|----------|----------|----------|
| 9/5 @ Den.          | 1        | 0        | 1        | 0        | 0        | 0        |
| 9/15 vs. Cle.       | 0        | 0        | 0        | 0        | 0        | 0        |
| 9/22 vs. Hou.       | 0        | 0        | 0        | 0        | 0        | 0        |
| 9/29 @ Buf.         | 0        | 0        | 0        | 0        | 0        | 0        |
| 10/6 @ Mia.         | 0        | 0        | 0        | 0        | 0        | 0        |
| 10/13 vs. GB        | 0        | 0        | 0        | 0        | 0        | 0        |
| 10/20 @ Pit.        | 0        | 0        | 0        | 0        | 1        | 0        |
| 11/3 @ Cle.         | 0        | 0        | 0        | 0        | 0        | 0        |
| 11/10 vs. Cin.      | 0        | 0        | 0        | 0        | 0        | 0        |
| 11/17 @ Chi.        | 0        | 0        | 0        | 0        | 0        | 0        |
| 11/24 vs. NYJ       | 1        | 1        | 0        | 0        | 0        | 0        |
| 11/28 vs. Pit.      | 0        | 0        | 0        | 0        | 0        | 0        |
| 12/8 vs. Min.       | 1        | 1        | 0        | 0        | 0        | 0        |
| 12/16 @ Det.        | 1        | 0        | 1        | 0        | 0        | 0        |
| 12/22 vs. NE        | 0        | 0        | 0        | 0        | 0        | 0        |
| 12/29 @ Cin.        | 1        | 1        | 0        | 0        | 0        | 0        |
| <b>Totals</b>       | <b>5</b> | <b>3</b> | <b>2</b> | <b>0</b> | <b>1</b> | <b>0</b> |

# 40 KYLE JUSZCZYK

## REGULAR SEASON

| Year          | Team      | GP        | GS       | RECEIVING |          |            |          |          | RUSHING  |          |            |          |          |
|---------------|-----------|-----------|----------|-----------|----------|------------|----------|----------|----------|----------|------------|----------|----------|
|               |           |           |          | No.       | Yards    | Avg.       | LG       | TD       | No.      | Yards    | Avg.       | LG       | TD       |
| 2013          | Baltimore | 16        | 0        | 0         | 0        | 0.0        | 0        | 0        | 0        | 0        | 0          | 0        | 0        |
| <b>Totals</b> |           | <b>16</b> | <b>0</b> | <b>0</b>  | <b>0</b> | <b>0.0</b> | <b>0</b> | <b>0</b> | <b>0</b> | <b>0</b> | <b>0.0</b> | <b>0</b> | <b>0</b> |

**SPECIAL TEAMS TACKLES (5):** 2013 (5)

## CAREER SINGLE-GAME HIGHS (REGULAR SEASON)

### RECEIVING

**Receptions:**

None

**Yardage:**

None

**Long Gain:**

None

**Touchdowns:**

None

### RUSHING

**Carries:**

None

**Yardage:**

None

**Long Gain:**

None

**Touchdowns:**

None

**Additional Statistics:** Has 2 KORs for 17 yards



BALTIMORE  
**RAVENS**

**4**

**SAM KOCH**  
PUNTER | 6-1 | 218

COLLEGE: Nebraska HS: Seward (NE)

BORN: 8/13/82, York, NE

EXP. (NFL/RAVENS): 8/8 GP/GS (PLAYOFFS): 128/0 (14/0)

**2013 SEASON HIGHLIGHTS:** Posted career highs in punts (90) and punting yards (4,138), while averaging 46.0 yards per punt (38.9 net)...Placed 27 punts inside the 20

- Kicked 6 times for 285 yards (47.5 avg.), placing 1 inside the 20, in **game 16 at Cin. (12/29)**
- Punted 4 times for 212 yards (53.0 avg.), including a 64-yarder, in **game 15 vs. NE (12/22)**
- Booted 5 punts for 240 yards (48.0 avg.), placing 2 inside the 20, in the 18-16 victory in **game 14 at Det. (12/16)**
- Punted 6 times for 328 yards, to produce a Ravens' single-game record (min. 4 punts) 54.7 average, including a season-high 69-yard boot in the 29-26 win in **game 13 vs. Min. (12/8)**
- Booted 6 punts for 273 yards (45.5 avg.), with a long of 64, placing 3 inside the 20 in high winds, in the 19-3 win in **game 11 vs. NYJ (11/24)**
- Punted 8 times for 355 yards (44.4 avg.), including placing 3 inside the 20, in the 20-17 overtime win in **game 9 vs. Cin. (11/10)**...Koch's fourth child (daughter, Gianna) was born at 2:04 a.m. the morning of the Bengals' game
- Booted 9 punts for 375 yards (41.7 avg.), placing 2 inside the 20, in **game 6 vs. GB (10/13)**
- Booted 7 punts for 331 yards (47.3 avg.), placing 2 inside the 20, in **game 4 at Buf. (9/29)**
- Punted 4 times for 194 yards (48.5 avg.), including a long of 56, in the 30-9 victory in **game 3 vs. Hou. (9/22)**
- Booted 6 punts for 291 yards (48.5 avg.), placing 3 inside the 20, in the 14-6 victory in **game 2 vs. Cle. (9/15)**
- Punted 9 times (10, with 1 punt blocked) for 456 yards (45.6 avg.), with a long of 61, and placed 2 inside the 20 (his 200th-career punt inside the 20) in **game 1 at Den. (9/5)**

**CAREER HIGHLIGHTS:**

- Owns franchise records with 648 punts for 29,029 yards to produce a franchise-record 44.8 career gross average...His 38.6 career net average also ranks first in team history
- His 225 career punts inside the 20 rank first on the Ravens' all-time list (Kyle Richardson is second with 128)...The 225 are also the third most in the NFL since 2006
- Scored his first-career TD, scrambling for a 7-yard run on a fake FGA in the 55-20 victory vs. Oak. (11/11/12)
- Finished second in the AFC with a 39.2 net average in 2010
- Led the AFC and was second in the NFL, placing a career-high 39 punts inside the 20 in 2010
- Koch's 40.8 net punting average in 2012 is a Ravens' single-season record
- Posted a franchise-record 47.1 gross punting average in 2012
- Blasted a franchise-record 74-yard punt at Hou. (11/9/08)

**CAREER HONORS:**

- Pro Bowl first alternate (2010)
- AFC Special Teams Player of the Week (Week 16, 2008)

**2013**

**GAME-BY-GAME PUNTING  
RAVENS**

| Date/Opp.      | No.       | Yds          | Avg.        | Net         | LG        | In 20     | TB       | BK       |
|----------------|-----------|--------------|-------------|-------------|-----------|-----------|----------|----------|
| 9/5 @ Den.     | 9         | 456          | 45.6        | 39.3        | 61        | 2         | 0        | 1        |
| 9/15 vs. Cle.  | 6         | 291          | 48.5        | 45.3        | 56        | 3         | 0        | 0        |
| 9/22 vs. Hou.  | 4         | 194          | 48.5        | 44.0        | 56        | 0         | 0        | 0        |
| 9/29 @ Buf.    | 7         | 331          | 47.3        | 42.4        | 53        | 2         | 0        | 0        |
| 10/6 @ Mia.    | 5         | 171          | 34.2        | 32.0        | 53        | 2         | 0        | 0        |
| 10/13 vs. GB   | 9         | 375          | 41.7        | 31.9        | 61        | 2         | 1        | 0        |
| 10/20 @ Pit.   | 3         | 126          | 42.0        | 29.3        | 43        | 1         | 1        | 0        |
| 11/3 @ Cle.    | 7         | 298          | 42.6        | 34.9        | 55        | 2         | 2        | 0        |
| 11/10 vs. Cin. | 8         | 355          | 44.4        | 36.6        | 55        | 3         | 0        | 0        |
| 11/17 @ Chi.   | 4         | 177          | 44.3        | 39.3        | 51        | 0         | 1        | 0        |
| 11/24 vs. NYJ  | 6         | 273          | 45.5        | 37.8        | 64        | 3         | 1        | 0        |
| 11/28 vs. Pit. | 1         | 26           | 26.0        | 26.0        | 26        | 1         | 0        | 0        |
| 12/8 vs. Min.  | 6         | 328          | 54.7        | 45.7        | 69        | 2         | 2        | 0        |
| 12/16 @ Det.   | 5         | 240          | 48.0        | 42.8        | 53        | 2         | 0        | 0        |
| 12/22 vs. NE   | 4         | 212          | 53.0        | 45.3        | 64        | 1         | 1        | 0        |
| 12/29 @ Cin.   | 6         | 285          | 47.5        | 41.7        | 55        | 1         | 0        | 0        |
| <b>Totals</b>  | <b>90</b> | <b>4,138</b> | <b>46.0</b> | <b>38.9</b> | <b>69</b> | <b>27</b> | <b>9</b> | <b>1</b> |

# 4 SAM KOCH

## REGULAR SEASON

| Year          | Team      | GP         | GS       | No.        | Yards         | Avg.        | Net Avg.    | LG        | In 20      | TB        | BLK      |
|---------------|-----------|------------|----------|------------|---------------|-------------|-------------|-----------|------------|-----------|----------|
| 2006          | Baltimore | 16         | 0        | 86         | 3,695         | 43.0        | 37.6        | 61        | 30         | 3         | 0        |
| 2007          | Baltimore | 16         | 0        | 78         | 3,397         | 43.6        | 36.0        | 64        | 20         | 9         | 1        |
| 2008          | Baltimore | 16         | 0        | 84         | 3,777         | 45.0        | 39.9        | 74        | 34         | 9         | 0        |
| 2009          | Baltimore | 16         | 0        | 73         | 3,188         | 43.7        | 37.9        | 60        | 26         | 5         | 1        |
| 2010          | Baltimore | 16         | 0        | 81         | 3,530         | 43.6        | 39.2        | 60        | 39         | 4         | 0        |
| 2011          | Baltimore | 16         | 0        | 73         | 3,393         | 46.5        | 38.6        | 63        | 21         | 9         | 0        |
| 2012          | Baltimore | 16         | 0        | 83         | 3,911         | 47.1        | 40.8        | 60        | 28         | 7         | 0        |
| 2013          | Baltimore | 16         | 0        | 90         | 4,138         | 46.0        | 38.9        | 69        | 27         | 9         | 1        |
| <b>Totals</b> |           | <b>128</b> | <b>0</b> | <b>648</b> | <b>29,029</b> | <b>44.8</b> | <b>38.6</b> | <b>74</b> | <b>225</b> | <b>55</b> | <b>3</b> |

**SPECIAL TEAMS TACKLES (11):** 2006 (2); 2007 (1); 2008 (3); 2009 (0); 2010 (1); 2011 (1); 2012 (2); 2013 (1)

## CAREER SINGLE-GAME HIGHS (REGULAR SEASON)

**Punts:** 10 (11/5/07 at Pit.)  
**Longest:** 74 (11/9/08 at Hou.)  
**Inside 20:** 5 2 times (last: 12/13/10 at Hou.)  
**Net Avg.:** 55.7, 3-177 (10/19/08 at Mia.)  
**Gross Avg.:** 59.0, 3-177 (10/19/08 at Mia.)

**Additional Statistics:** Scored his first-career TD, scrambling for a 7-yard run on a fake FGA vs. Oak. (11/11/12); Rushed 10 yards for a first down at Cin. (12/30/12); Has a pass completion for 13 yards off a fake punt (11/7/10 vs. Mia.); Scored a 2-point conversion on a fake PAT vs. Pit. (9/11/11)

## POSTSEASON

| Year          | Team      | GP        | GS       | No.       | Yards        | Avg.        | Net Avg.    | LG        | In 20     | TB        | BLK      |
|---------------|-----------|-----------|----------|-----------|--------------|-------------|-------------|-----------|-----------|-----------|----------|
| 2006          | Baltimore | 1         | 0        | 5         | 190          | 38.0        | 27.4        | 47        | 1         | 1         | 0        |
| 2008          | Baltimore | 3         | 0        | 20        | 845          | 42.3        | 38.1        | 52        | 7         | 2         | 0        |
| 2009          | Baltimore | 2         | 0        | 9         | 374          | 41.6        | 35.2        | 59        | 3         | 0         | 0        |
| 2010          | Baltimore | 2         | 0        | 6         | 277          | 46.2        | 39.2        | 61        | 4         | 1         | 0        |
| 2011          | Baltimore | 2         | 0        | 13        | 619          | 47.6        | 43.7        | 64        | 2         | 2         | 0        |
| 2012          | Baltimore | 4         | 0        | 22        | 1,013        | 46.0        | 34.3        | 60        | 8         | 4         | 0        |
| <b>Totals</b> |           | <b>14</b> | <b>0</b> | <b>75</b> | <b>3,318</b> | <b>44.2</b> | <b>37.0</b> | <b>64</b> | <b>25</b> | <b>10</b> | <b>0</b> |



# RAVENS RANTS: SAM KOCH

## SOARING WITH SAM



**P Sam Koch**, a 2010 Pro Bowl alternate, owns a 44.8 career gross average and 38.6 career net average, both marks that rank first in Ravens history. In 2012, Koch posted a career-high and Ravens franchise-record 47.1-yard gross average and a 40.8-yard net average, shattering his previous personal bests.

### CAREER GROSS PUNTING AVG. (Ravens History)

| Rk. | Player          | Avg. |
|-----|-----------------|------|
| 1.  | Sam Koch        | 44.8 |
| 2.  | Greg Montgomery | 43.2 |
| 3.  | Dave Zastudil   | 41.6 |

### CAREER NET PUNTING AVG. (Ravens History)

| Rk. | Player          | Avg. |
|-----|-----------------|------|
| 1.  | Sam Koch        | 38.6 |
| 2.  | Greg Montgomery | 37.2 |
| 3.  | Kyle Richardson | 35.4 |

## PINNING 'EM DEEP

**P Sam Koch** is the Ravens' all-time leader in punts inside the 20 (currently has 225 during his career). In 2010, he posted a career-high 39 boots inside the 20, which were the NFL's second most and tied for sixth best all time in league history.

### PUNTS INSIDE THE 20 (Ravens History)

| Rk. | Player          | In 20 |
|-----|-----------------|-------|
| 1.  | Sam Koch        | 225   |
| 2.  | Kyle Richardson | 128   |
| 3.  | Dave Zastudil   | 89    |

### PUNTS INSIDE THE 20 (2010 NFL Season)

| Rk. | Player            | In 20 |
|-----|-------------------|-------|
| 1.  | Steve Weatherford | 42    |
| 2.  | Sam Koch          | 39    |
| 3.  | Andy Lee          | 34    |

### Koch Quick Hits:

- In 2010, Koch (39) tied (Kyle Richardson, 1999) for the most single-season punts inside the 20 in Ravens history.

## KOCH AMONG THE BEST

Since entering the NFL in 2006, **P Sam Koch's** 225 punts inside the 20 rank third in the league.

### NFL PUNTS INSIDE THE 20 (Since 2006)

| Rk. | Player               | In 20 |
|-----|----------------------|-------|
| 1.  | Dustin Colquitt (KC) | 258   |
| 2.  | Andy Lee (SF)        | 232   |
| 3.  | Sam Koch (Bal.)      | 225   |

## BALTIMORE'S IRONMEN

**P Sam Koch** currently owns the Ravens' active consecutive games played streak, seeing action in 128-straight contests, also having never missed a game in his career:

### RAVENS CONSECUTIVE GAMES PLAYED / CURRENT STREAKS

| Rk. | Player       | Games |
|-----|--------------|-------|
| 1.  | Sam Koch     | 128   |
| 2.  | Joe Flacco   | 96    |
| 3.  | Michael Oher | 80    |

### RAVENS CONSECUTIVE GAMES PLAYED / ALL-TIME STREAKS

| Rk. | Player         | Games | Years        |
|-----|----------------|-------|--------------|
| 1.  | Jarret Johnson | 129   | 2003-11      |
| 2.  | Sam Koch       | 128   | 2006-present |
| 3.  | Peter Boulware | 111   | 1997-2003    |
| 4.  | Matt Stover    | 110   | 2002-08      |
| 5.  | Terrell Suggs  | 105   | 2003-09      |

## SAM'S SINGLE-GAME HIGHS

| RAVENS GROSS AVERAGE (Single-Game History) |      |                   | RAVENS NET AVERAGE (Single-Game History) |      |                   |
|--|------|-------------------|--|------|-------------------|
| Player                                     | Avg. | Game              | Player                                   | Avg. | Game              |
| Sam Koch                                   | 54.7 | 12/8/13 vs. Min.  | Sam Koch                                 | 52.5 | 11/11/12 vs. Oak. |
| Sam Koch                                   | 53.0 | 12/22/13 vs. NE   | Sam Koch                                 | 48.8 | 12/2/12 vs. Pit.  |
| Sam Koch                                   | 52.5 | 11/11/12 vs. Oak. | Sam Koch                                 | 48.8 | 10/21/12 at Hou.  |
| Dave Zastudil                              | 52.5 | 9/30/02 vs. Den.  | Sam Koch                                 | 46.6 | 12/20/08 vs. Dal. |
| Sam Koch                                   | 52.2 | 10/24/11 at Jax.  | Sam Koch                                 | 46.0 | 9/7/08 vs. Cin.   |

## SAMS SCORES

In the 2012 Week 10 win over Oakland, **P Sam Koch** scored his first-career TD on a fake FG in the third quarter, scampering 7 yards for the score. The Ravens would total a franchise-record 55 points that day, beating the Raiders 55-20.



BALTIMORE  
RAVENS

44

VONTA LEACH  
FULLBACK | 6-0 | 260

COLLEGE: East Carolina HS: South Robeson (Rowland, NC)  
BORN: 11/6/81, Lumberton, NC  
EXP. (NFL/RAVENS): 10/3 GP/GS (PLAYOFFS): 146/79 (7/4)

**2013 SEASON HIGHLIGHTS:** Played in all 16 games, including seven starts, and carried the ball 11 times (second-highest total of his career) for 23 yards...Recorded 11 receptions for 47 yards and 1 TD

- Helped the Ravens rush for 174 yards and 1 TD, including a season-high 131 (and 1 TD) by RB Ray Rice, in **game 10 at Chi. (11/17)**
- Started and helped the Ravens total 384 yards, including 133 yards and 2 TDs rushing, in the 26-23 victory in **game 5 at Mia. (10/6)**
- Started and carried the ball 3 times for 8 yards and pulled in 2 receptions for 11 yards in the 30-9 victory in **game 3 vs. Hou. (9/22)**
- Started and helped protect QB Joe Flacco, who posted a 94.4 QB rating (22-of-33 passing for 211 yard, 1 TD and no INTs) in the 14-6 victory in **game 2 vs. Cle. (9/15)**...Also pulled in 1 reception for 12 yards (good for a first down) against the Browns
- Started and helped protect Flacco, who set career highs in passing attempts (62) and completions (34), while throwing for 362 yards (franchise-record 14th-career 300-plus-yard game) and 2 TDs, in **game 1 at Den. (9/5)**...Also pulled in 3 receptions for 12 yards and 1 TD against the Broncos

**CAREER HIGHLIGHTS:**

- Lead blocker for RB Ray Rice, who led the NFL in yards from scrimmage (2,068) and ranked second in rushing (1,364 yards) in 2011
- Established career highs with 4 carries at Cle. (12/4/11) and 14 rushing yards (on 3 carries) vs. Ind. (12/11/11)
- Paved the way for the Texans to rush for 8,636 yards and 74 TDs in his 5 seasons in Houston
- Lead blocker for NFL's leading rusher, RB Arian Foster, in 2010 (1,616 rushing yards and a league-leading 16 TDs)

**CAREER HONORS:**

- Three-time Pro Bowler (2010-12)
- Pro Bowl Alternate (2008 and 2013)
- Associated Press* first-team All-Pro (2011)
- First-team All-Pro (2010 and 2011)
- Pro Football Weekly* Midseason All-Pro (2011)
- Sports Illustrated* (Peter King) first-team All-Pro (2011)

**2013**

| GAME-BY-GAME OFFENSE |           |           |            |          |          |           |           |            |           |          |
|----------------------|-----------|-----------|------------|----------|----------|-----------|-----------|------------|-----------|----------|
| RAVENS<br>Date/Opp.  | RUSHING   |           |            |          |          | RECEIVING |           |            |           |          |
|                      | No.       | Yds.      | Avg.       | LG       | TD       | No.       | Yds.      | Avg.       | LG        | TD       |
| 9/5 @ Den.           | 0         | 0         | 0.0        | 0        | 0        | 3         | 12        | 4.0        | 6         | 1        |
| 9/15 vs. Cle.        | 0         | 0         | 0.0        | 0        | 0        | 1         | 12        | 12.0       | 12        | 0        |
| 9/22 vs. Hou.        | 3         | 8         | 2.7        | 5        | 0        | 2         | 11        | 5.5        | 7         | 0        |
| 09/29 @ Buf.         | 0         | 0         | 0.0        | 0        | 0        | 1         | 2         | 2.0        | 2         | 0        |
| 10/6 @ Mia.          | 0         | 0         | 0.0        | 0        | 0        | 0         | 0         | 0.0        | 0         | 0        |
| 10/13 vs. GB         | 0         | 0         | 0.0        | 0        | 0        | 0         | 0         | 0.0        | 0         | 0        |
| 10/20 @ Pit.         | 3         | 10        | 3.3        | 6        | 0        | 1         | 3         | 3.0        | 3         | 0        |
| 11/3 @ Cle.          | 1         | 2         | 2.0        | 2        | 0        | 0         | 0         | 0.0        | 0         | 0        |
| 11/10 vs. Cin.       | 2         | 2         | 1.0        | 1        | 0        | 0         | 0         | 0.0        | 0         | 0        |
| 11/17 @ Chi.         | 1         | 1         | 1.0        | 1        | 0        | 0         | 0         | 0.0        | 0         | 0        |
| 11/24 vs. NYJ        | 0         | 0         | 0.0        | 0        | 0        | 1         | 6         | 6.0        | 6         | 0        |
| 11/28 vs. Pit.       | 0         | 0         | 0.0        | 0        | 0        | 0         | 0         | 0.0        | 0         | 0        |
| 12/8 vs. Min.        | 1         | 0         | 0.0        | 0        | 0        | 1         | 0         | 0.0        | 0         | 0        |
| 12/16 @ Det.         | 0         | 0         | 0.0        | 0        | 0        | 0         | 0         | 0.0        | 0         | 0        |
| 12/22 vs. NE         | 0         | 0         | 0.0        | 0        | 0        | 1         | 1         | 1.0        | 1         | 0        |
| 12/29 @ Cin.         | 0         | 0         | 0.0        | 0        | 0        | 0         | 0         | 0.0        | 0         | 0        |
| <b>Totals</b>        | <b>11</b> | <b>23</b> | <b>2.1</b> | <b>6</b> | <b>0</b> | <b>11</b> | <b>47</b> | <b>4.3</b> | <b>12</b> | <b>1</b> |

# 44 VONTA LEACH

## REGULAR SEASON

| Year          | Team        | GP         | GS        | RUSHING   |           |            |          |          | RECEIVING  |            |            |           |          |          |
|---------------|-------------|------------|-----------|-----------|-----------|------------|----------|----------|------------|------------|------------|-----------|----------|----------|
|               |             |            |           | No.       | Yards     | Avg.       | LG       | TD       | No.        | Yards      | Avg.       | LG        | TD       |          |
| 2004          | Green Bay   | 6          | 0         | 0         | 0         | 0.0        | 0        | 0        | 0          | 0          | 0          | 0.0       | 0        | 0        |
| 2005          | Green Bay   | 16         | 5         | 0         | 0         | 0.0        | 0        | 0        | 5          | 19         | 3.8        | 9         | 0        | 0        |
| 2006          | *GB/NO/Hou. | 12         | 5         | 0         | 0         | 0.0        | 0        | 0        | 6          | 61         | 10.2       | 19        | 1        | 1        |
| 2007          | Houston     | 16         | 12        | 2         | 2         | 1.0        | 1t       | 1        | 25         | 108        | 4.3        | 15        | 2        | 2        |
| 2008          | Houston     | 16         | 12        | 1         | 1         | 1.0        | 1t       | 1        | 12         | 103        | 8.6        | 22        | 0        | 0        |
| 2009          | Houston     | 16         | 4         | 0         | 0         | 0.0        | 0        | 0        | 20         | 155        | 7.8        | 26        | 1        | 1        |
| 2010          | Houston     | 16         | 5         | 0         | 0         | 0.0        | 0        | 0        | 8          | 91         | 11.4       | 21        | 0        | 0        |
| 2011          | Baltimore   | 16         | 16        | 12        | 35        | 2.9        | 6        | 0        | 15         | 69         | 4.6        | 11        | 0        | 0        |
| 2012          | Baltimore   | 16         | 13        | 9         | 32        | 3.6        | 6        | 1        | 21         | 143        | 6.8        | 18        | 0        | 0        |
| 2013          | Baltimore   | 16         | 7         | 11        | 23        | 2.1        | 6        | 0        | 11         | 47         | 4.3        | 12        | 1        | 1        |
| <b>Totals</b> |             | <b>146</b> | <b>79</b> | <b>35</b> | <b>93</b> | <b>2.7</b> | <b>6</b> | <b>3</b> | <b>123</b> | <b>796</b> | <b>6.5</b> | <b>26</b> | <b>5</b> | <b>5</b> |

\*PLAYED 1 GAME WITH GB, INACTIVE WITH NO, AND 11 WITH HOU.

**SPECIAL TEAMS TACKLES (20):** 2004 (1); 2005 (2); 2006 (2); 2007 (3); 2008 (4); 2010 (8)

## CAREER SINGLE-GAME HIGHS (REGULAR SEASON)

### RUSHING

#### Carries:

4 (12/4/11 at Cle.)

#### Yardage:

14 (12/11/11 vs. Ind.)

#### Long Gain:

6 (12/11/11 vs. Ind.)

#### Touchdowns:

1 2 times (last: 12/21/08 at Oak.)

### RECEIVING

#### Receptions:

5 (9/16/07 at Car.)

#### Yardage:

48 (12/7/08 at GB)

#### Long Gain:

26 (1/3/10 vs. NE)

#### Touchdowns:

1 5 times (last: 9/5/13 at Den.)

## POSTSEASON

| Year          | Team      | GP       | GS       | RUSHING  |           |            |           |          | RECEIVING |           |            |           |          |          |
|---------------|-----------|----------|----------|----------|-----------|------------|-----------|----------|-----------|-----------|------------|-----------|----------|----------|
|               |           |          |          | No.      | Yards     | Avg.       | LG        | TD       | No.       | Yards     | Avg.       | LG        | TD       |          |
| 2004          | Green Bay | 1        | 0        | 0        | 0         | 0.0        | 0         | 0        | 0         | 0         | 0.0        | 0         | 0        | 0        |
| 2011          | Baltimore | 2        | 2        | 2        | 1         | 0.5        | 1         | 0        | 2         | 9         | 4.5        | 6         | 0        | 0        |
| 2012          | Baltimore | 4        | 2        | 5        | 15        | 3.0        | 5t        | 1        | 6         | 31        | 5.2        | 17        | 0        | 0        |
| <b>Totals</b> |           | <b>7</b> | <b>4</b> | <b>7</b> | <b>16</b> | <b>2.3</b> | <b>5t</b> | <b>1</b> | <b>8</b>  | <b>40</b> | <b>5.0</b> | <b>17</b> | <b>0</b> | <b>0</b> |





BALTIMORE  
**RAVENS**

**53**

**JAMEEL McCLAIN**  
INSIDE LINEBACKER | 6-1 | 245

**COLLEGE:** Syracuse **HS:** George Washington (Philadelphia, PA)  
**BORN:** 7/25/85, Philadelphia, PA  
**EXP. (NFL/RAVENS):** 6/6 **GP/GS (PLAYOFFS):** 87/55 (9/3)

**2013 SEASON HIGHLIGHTS:** Earned the team's Ed Block Courage Award in 2013 as he returned to play after missing the final three games of 2012 (and all of the postseason) and the first six games of 2013 with a spinal cord contusion...Came back to start the final 10 games of the season and racked up 50 tackles (27 solo) and 1 FF

- Tied a season high with 8 tackles and 1 FF in **game 16 at Cin. (12/29)**
- Posted a season-high 8 tackles (5 solo) and recorded a special teams stop in the 18-16 victory in **game 14 at Det. (12/16)**
- Started his 50th-career game and recorded 4 tackles for a defense that allowed just 3 points and held the Jets to 8% (1-of-12) on third down in the 19-3 win in **game 11 vs. NYJ (11/24)**
- Started and posted 3 tackles, including 1 TFL, in **game 10 at Chi. (11/17)**
- Started and recorded 4 tackles in the 20-17 overtime win in **game 9 vs. Cin. (11/10)**
- Started and netted 5 tackles, including 4 solo, in **game 8 at Cle. (11/3)**
- Started his first game since 12/9/12 (spine) and responded with 5 tackles (3 solo) and a special teams stop in **game 7 at Pit. (10/20)** after being activated from the PUP on 10/19
- Spent the first six weeks of the season on the Reserve/Physically Unable to Perform list (spine)

**CAREER HIGHLIGHTS:**

- Established a franchise record with 2 safeties in a season (sack of then-Oakland QB JaMarcus Russell and a blocked punt) as a rookie in 2008
- Established a career high with 10 tackles (7 solo) in the 55-20 victory vs. Oak. (11/11/12)
- Recorded his first-career INT in the 30-27 victory vs. Ari. (10/30/11)
- Scored his first-career TD on a 6-yard FR 10/2/11 vs. NYJ
- Posted a career-high 91 tackles in his first year as a full-time starter in 2010
- Recorded a career-high 33 special teams tackles in 2009
- Was the only rookie free agent to make the Ravens' 53-man roster in 2008

**CAREER HONORS:**

- Earned the team's Ed Block Courage Award in 2013 as he returned to play after missing the final three games of 2012 (and all of the postseason) and the first six games of 2013 with a spinal cord contusion


**2013**

**GAME-BY-GAME DEFENSE  
RAVENS**

| Date/Opp.      | TT        | Solo      | Asst.     | Sacks      | INT        | PD       | FF       | FR       |
|----------------|-----------|-----------|-----------|------------|------------|----------|----------|----------|
| 9/5 @ Den.     |           |           |           |            |            |          |          |          |
| 9/15 vs. Cle.  |           |           |           |            |            |          |          |          |
| 9/22 vs. Hou.  |           |           |           |            |            |          |          |          |
| 9/29 @ Buf.    |           |           |           |            |            |          |          |          |
| 10/6 @ Mia.    |           |           |           |            |            |          |          |          |
| 10/13 vs. GB   |           |           |           |            |            |          |          |          |
| 10/20 @ Pit.   | 5         | 3         | 2         | 0-0        | 0-0        | 0        | 0        | 0        |
| 11/3 @ Cle.    | 5         | 4         | 1         | 0-0        | 0-0        | 0        | 0        | 0        |
| 11/10 vs. Cin. | 4         | 2         | 2         | 0-0        | 0-0        | 0        | 0        | 0        |
| 11/17 @ Chi.   | 3         | 2         | 1         | 0-0        | 0-0        | 0        | 0        | 0        |
| 11/24 vs. NYJ  | 4         | 1         | 3         | 0-0        | 0-0        | 0        | 0        | 0        |
| 11/28 vs. Pit. | 3         | 2         | 1         | 0-0        | 0-0        | 0        | 0        | 0        |
| 12/8 vs. Min.  | 2         | 1         | 1         | 0-0        | 0-0        | 0        | 0        | 0        |
| 12/16 @ Det.   | 8         | 5         | 3         | 0-0        | 0-0        | 0        | 0        | 0        |
| 12/22 vs. NE   | 8         | 3         | 5         | 0-0        | 0-0        | 0        | 0        | 0        |
| 12/29 @ Cin.   | 8         | 4         | 4         | 0-0        | 0-0        | 0        | 1        | 0        |
| <b>Totals</b>  | <b>50</b> | <b>27</b> | <b>23</b> | <b>0-0</b> | <b>0-0</b> | <b>0</b> | <b>1</b> | <b>0</b> |







BALTIMORE  
RAVENS

50

**ALBERT McCLELLAN**  
LINEBACKER | 6-2 | 245

COLLEGE: Marshall HS: Kathleen (Lakeland, FL)

BORN: 6/4/86, Lakeland, FL

EXP. (NFL/RAVENS): 3/3 GP/GS (PLAYOFFS): 45/13 (6/0)

**2013 SEASON HIGHLIGHTS:** Played in 15 games and led the team with a career-high-tying 12 special teams tackles

- Tied for the team lead (Anthony Levine) with 2 solo special teams tackles in **game 16 at Cin. (12/29)**
- Tied for the team lead (Jeromy Miles) with 2 special teams tackles in the 29-26 win in **game 13 vs. Min. (12/8)**
- Recorded a solo special teams stop in the 19-3 win in **game 11 vs. NYJ (11/24)**
- Netted a solo special teams tackle in the 20-17 overtime win in **game 9 vs. Cin. (11/10)** and **game 7 at Pit. (10/20)**
- Recorded a solo special teams tackle before leaving the game in the second quarter with a shoulder injury in **game 4 at Buf. (9/29)**
- Posted a solo special teams tackle in the 30-9 victory in **game 3 vs. Hou. (9/22)**
- Saw action from scrimmage and on special teams in the 14-6 victory in **game 2 vs. Cle. (9/15)**
- Tied for the team lead (James Ihedigbo) with 2 special teams tackles in **game 1 at Den. (9/5)**

**CAREER HIGHLIGHTS:**

- Led the Ravens with a career-high-tying 12 special teams tackles in 2013
- Recorded his first-career NFL sack vs. Den. (12/16/12)
- Posted a career-high 8 tackles vs. Cle. (9/27/12)
- Started his first-career game vs. SF (11/24/11)
- Recorded his first-career tackle from scrimmage in the 23-20 victory at Pit. (11/6/11)
- Produced a career-high 2 solo special teams tackles at Sea. (11/13/11), vs. Ari. (10/30/11), at Jax. (10/24/11), at Den. (9/5/13) and vs. Min. (12/8/13)
- Saw action in his first-career NFL game vs. Pit. (9/11/11)

**2013**

**GAME-BY-GAME DEFENSE**

| Date/Opp.      | TT       | Solo                        | Asst.    | Sacks      | INT        | PD       | FF       | FR       |
|----------------|----------|-----------------------------|----------|------------|------------|----------|----------|----------|
| 9/5 @ Den.     |          | SAW ACTION ON SPECIAL TEAMS |          |            |            |          |          |          |
| 9/15 vs. Cle.  |          | SAW ACTION ON SPECIAL TEAMS |          |            |            |          |          |          |
| 9/22 vs. Hou.  |          | SAW ACTION ON SPECIAL TEAMS |          |            |            |          |          |          |
| 9/29 @ Buf.    |          | SAW ACTION ON SPECIAL TEAMS |          |            |            |          |          |          |
| 10/6 @ Mia.    |          | SAW ACTION ON SPECIAL TEAMS |          |            |            |          |          |          |
| 10/13 vs. GB   |          | SAW ACTION ON SPECIAL TEAMS |          |            |            |          |          |          |
| 10/20 @ Pit.   |          | SAW ACTION ON SPECIAL TEAMS |          |            |            |          |          |          |
| 11/3 @ Cle.    |          | SAW ACTION ON SPECIAL TEAMS |          |            |            |          |          |          |
| 11/10 vs. Cin. |          | SAW ACTION ON SPECIAL TEAMS |          |            |            |          |          |          |
| 11/17 @ Chi.   |          | SAW ACTION ON SPECIAL TEAMS |          |            |            |          |          |          |
| 11/24 vs. NYJ  |          | SAW ACTION ON SPECIAL TEAMS |          |            |            |          |          |          |
| 11/28 vs. Pit. |          | SAW ACTION ON SPECIAL TEAMS |          |            |            |          |          |          |
| 12/8 vs. Min.  |          | SAW ACTION ON SPECIAL TEAMS |          |            |            |          |          |          |
| 12/16 @ Det.   |          | SAW ACTION ON SPECIAL TEAMS |          |            |            |          |          |          |
| 12/22 vs. NE   |          | INACTIVE - NECK             |          |            |            |          |          |          |
| 12/29 @ Cin.   |          | SAW ACTION ON SPECIAL TEAMS |          |            |            |          |          |          |
| <b>Totals</b>  | <b>0</b> | <b>0</b>                    | <b>0</b> | <b>0-0</b> | <b>0-0</b> | <b>0</b> | <b>0</b> | <b>0</b> |

**2013**

**GAME-BY-GAME SPECIAL TEAMS TACKLES**

| Date/Opp.      | TT        | Solo            | Asst.    | FF       | FR       | BK       |
|----------------|-----------|-----------------|----------|----------|----------|----------|
| 9/5 @ Den.     | 2         | 2               | 0        | 0        | 0        | 0        |
| 9/15 vs. Cle.  | 0         | 0               | 0        | 0        | 0        | 0        |
| 9/22 vs. Hou.  | 1         | 1               | 0        | 0        | 0        | 0        |
| 9/29 @ Buf.    | 1         | 1               | 0        | 0        | 0        | 0        |
| 10/6 @ Mia.    | 0         | 0               | 0        | 0        | 0        | 0        |
| 10/13 vs. GB   | 0         | 0               | 0        | 0        | 0        | 0        |
| 10/20 @ Pit.   | 1         | 1               | 0        | 0        | 0        | 0        |
| 11/3 @ Cle.    | 0         | 0               | 0        | 0        | 0        | 0        |
| 11/10 vs. Cin. | 1         | 1               | 0        | 0        | 0        | 0        |
| 11/17 @ Chi.   | 0         | 0               | 0        | 0        | 0        | 0        |
| 11/24 vs. NYJ  | 1         | 1               | 0        | 0        | 0        | 0        |
| 11/28 vs. Pit. | 0         | 0               | 0        | 0        | 0        | 0        |
| 12/8 vs. Min.  | 2         | 2               | 0        | 0        | 0        | 0        |
| 12/16 @ Det.   | 1         | 1               | 0        | 0        | 0        | 0        |
| 12/22 vs. NE   |           | INACTIVE - NECK |          |          |          |          |
| 12/29 @ Cin.   | 2         | 2               | 0        | 0        | 0        | 0        |
| <b>Totals</b>  | <b>12</b> | <b>12</b>       | <b>0</b> | <b>0</b> | <b>0</b> | <b>0</b> |





BALTIMORE  
**RAVENS**

**90**

**PERNELL MCPHEE**  
OUTSIDE LINEBACKER | 6-3 | 280

COLLEGE: Mississippi State HS: Pahokee (FL)

BORN: 12/17/88, Pahokee, FL

EXP. (NFL/RAVENS): 3/3 GP/GS (PLAYOFFS): 44/6 (6/0)

**2013 SEASON HIGHLIGHTS:** Saw action in all 16 games and produced 21 tackles (second-highest total of his career), including 13 solo...Added 2 sacks (-13 yards), 1 PD and 1 FF

- Recorded a career-high-tying 4 tackles, including 1 sack (-7 yards), for a defense that allowed just 3 points and held the Jets to 8% (1-of-12) on third down in the 19-3 win in **game 11 vs. NYJ (11/24)**
- Contributed 1 tackle in the 20-17 overtime win in **game 9 vs. Cin. (11/10)**
- Subbed and posted 1 sack (-6 yards) for a defense that allowed 22 rushing yards (fourth fewest by an opponent in franchise history) in the 26-23 victory in **game 5 at Mia. (10/6)**
- Recorded a career-high-tying 4 tackles, including 3 solo, for a defense that forced 3 turnovers in **game 4 at Buf. (9/29)**
- Recorded 2 tackles and a QB hit for a defense that did not allow a TD for the second-consecutive contest and held the Texans to 25% (3-of-12) on third down in the 30-9 victory in **game 3 vs. Hou. (9/22)**
- Netted 1 solo tackle for a defense that didn't allow a TD and held the Browns to 27% (4-of-15) on third down in the 14-6 victory in **game 2 vs. Cle. (9/15)**
- Posted a solo tackle in **game 1 at Den. (9/5)**

**CAREER HIGHLIGHTS:**

- Established a career-high 4 tackles (since tied twice) vs. Dal. (10/14/12)
- Started his first-career game vs. Cin. (9/10/12)
- Produced a career-high 2 sacks in the 24-10 victory at Cle. (12/4/11)
- Posted his first-career sack at STL (9/25/11)
- Saw action in his first-career NFL game and recorded his first-career tackle vs. Pit. (9/11/11)

**2013**

**GAME-BY-GAME DEFENSE**

| RAVENS         |           |           |          |             |            |          |          |          |
|----------------|-----------|-----------|----------|-------------|------------|----------|----------|----------|
| Date/Opp.      | TT        | Solo      | Asst.    | Sacks       | INT        | PD       | FF       | FR       |
| 9/5 @ Den.     | 1         | 1         | 0        | 0-0         | 0-0        | 0        | 0        | 0        |
| 9/15 vs. Cle.  | 1         | 1         | 0        | 0-0         | 0-0        | 0        | 0        | 0        |
| 9/22 vs. Hou.  | 2         | 0         | 2        | 0-0         | 0-0        | 0        | 0        | 0        |
| 9/29 @ Buf.    | 4         | 3         | 1        | 0-0         | 0-0        | 0        | 0        | 0        |
| 10/6 @ Mia.    | 1         | 1         | 0        | 1-6         | 0-0        | 0        | 0        | 0        |
| 10/13 vs. GB   | 1         | 1         | 0        | 0-0         | 0-0        | 1        | 0        | 0        |
| 10/20 @ Pit.   | 0         | 0         | 0        | 0-0         | 0-0        | 0        | 0        | 0        |
| 11/3 @ Cle.    | 1         | 1         | 0        | 0-0         | 0-0        | 0        | 1        | 0        |
| 11/10 vs. Cin. | 1         | 0         | 1        | 0-0         | 0-0        | 0        | 0        | 0        |
| 11/17 @ Chi.   | 1         | 1         | 0        | 0-0         | 0-0        | 0        | 0        | 0        |
| 11/24 vs. NYJ  | 4         | 3         | 1        | 1-7         | 0-0        | 0        | 0        | 0        |
| 11/28 vs. Pit. | 2         | 1         | 1        | 0-0         | 0-0        | 0        | 0        | 0        |
| 12/8 vs. Min.  | 1         | 0         | 1        | 0-0         | 0-0        | 0        | 0        | 0        |
| 12/16 @ Det.   | 0         | 0         | 0        | 0-0         | 0-0        | 0        | 0        | 0        |
| 12/22 vs. NE   | 0         | 0         | 0        | 0-0         | 0-0        | 0        | 0        | 0        |
| 12/29 @ Cin.   | 1         | 0         | 1        | 0-0         | 0-0        | 0        | 0        | 0        |
| <b>Totals</b>  | <b>21</b> | <b>13</b> | <b>8</b> | <b>2-13</b> | <b>0-0</b> | <b>1</b> | <b>1</b> | <b>0</b> |

# 90 PERNELL McPHEE

## REGULAR SEASON

| Year          | Team      | GP        | GS       | TACKLES   |           |           | SACKS      |             | INTERCEPTIONS |          |          |          |          | FUMBLES  |          |          |
|---------------|-----------|-----------|----------|-----------|-----------|-----------|------------|-------------|---------------|----------|----------|----------|----------|----------|----------|----------|
|               |           |           |          | TT        | Solo      | Asst.     | No.        | Yards       | No.           | Yards    | LG       | TD       | PD       | FF       | FR       | Yards    |
| 2011          | Baltimore | 16        | 0        | 23        | 16        | 7         | 6.0        | 31.0        | 0             | 0        | 0        | 0        | 2        | 1        | 1        | 0        |
| 2012          | Baltimore | 12        | 6        | 21        | 18        | 3         | 1.5        | 12.0        | 0             | 0        | 0        | 0        | 0        | 0        | 0        | 0        |
| 2013          | Baltimore | 16        | 0        | 21        | 13        | 8         | 2.0        | 13.0        | 0             | 0        | 0        | 0        | 1        | 1        | 0        | 0        |
| <b>Totals</b> |           | <b>44</b> | <b>6</b> | <b>65</b> | <b>47</b> | <b>18</b> | <b>9.5</b> | <b>56.0</b> | <b>0</b>      | <b>0</b> | <b>0</b> | <b>0</b> | <b>3</b> | <b>2</b> | <b>1</b> | <b>0</b> |

## CAREER SINGLE-GAME HIGHS (REGULAR SEASON)

**Total Tackles:** 4 3 times (last: 11/24/13 vs. NYJ)  
**Solo Tackles:** 4 (10/14/12 vs. Dal.)  
**Sacks:** 2 (12/4/11 at Cle.)  
**INTs:** None  
**Forced Fumbles:** 1 2 times (last: 11/3/13 at Cle.)  
**Fumble Recoveries:** 1 (9/11/11 vs. Pit.)  
**Passes Defensed:** 1 3 times (last: 10/13/13 vs. GB)

## POSTSEASON

| Year          | Team      | GP       | GS       | TACKLES  |          |          | SACKS      |            | INTERCEPTIONS |          |          |          |          | FUMBLES  |          |          |
|---------------|-----------|----------|----------|----------|----------|----------|------------|------------|---------------|----------|----------|----------|----------|----------|----------|----------|
|               |           |          |          | TT       | Solo     | Asst.    | No.        | Yards      | No.           | Yards    | LG       | TD       | PD       | FF       | FR       | Yards    |
| 2011          | Baltimore | 2        | 0        | 0        | 0        | 0        | 0.0        | 0.0        | 0             | 0        | 0        | 0        | 1        | 0        | 0        | 0        |
| 2012          | Baltimore | 4        | 0        | 4        | 2        | 2        | 1.0        | 9.0        | 0             | 0        | 0        | 0        | 2        | 1        | 1        | 0        |
| <b>Totals</b> |           | <b>6</b> | <b>0</b> | <b>4</b> | <b>2</b> | <b>2</b> | <b>1.0</b> | <b>9.0</b> | <b>0</b>      | <b>0</b> | <b>0</b> | <b>0</b> | <b>3</b> | <b>1</b> | <b>1</b> | <b>0</b> |





BALTIMORE  
**RAVENS**

**36**

**JEROMY MILES**  
SAFETY | 6-2 | 214

COLLEGE: Massachusetts HS: Winslow (Sicklerville, NJ)  
BORN: 7/20/87, Voorhees, NJ  
EXP. (NFL/RAVENS): 4/1 GP/GS (PLAYOFFS): 51/1 (2/0)

**2013 SEASON HIGHLIGHTS:** Finished tied for third on the team (Chykie Brown and Brynden Trawick) with 8 special teams tackles (finished the season with 9 ST stops, recording 1 with the Bengals earlier in the season)...Signed with the Ravens on 9/24 after being waived by the Bengals on 9/21

- Tied for the team lead (Albert McClellan) with 2 special teams tackles in the 29-26 victory in **game 13 vs. Min. (12/8)**
- Led the team with 2 solo special teams tackles in **game 6 vs. GB (10/13)**
- Saw his first action as a Raven, posting a solo special teams tackle in the 26-23 victory in **game 5 at Mia. (10/6)**
- Signed with the Ravens on 9/24 after being waived by the Bengals on 9/21...Posted 1 special teams tackle for the Bengals before signing with the Ravens

**CAREER HIGHLIGHTS:**

- Recorded a career-high 10 tackles in his first-career start vs. Cle. (9/16/12) while with the Bengals
- Recorded a career-high 13 special teams tackles in 2011

**2013**

**GAME-BY-GAME DEFENSE**

**RAVENS**

| Date/Opp.      | TT       | Solo     | Asst.    | Sacks      | INT        | PD       | FF       | FR       |
|----------------|----------|----------|----------|------------|------------|----------|----------|----------|
| 9/5 @ Den.     |          |          |          |            |            |          |          |          |
| 9/15 vs. Cle.  |          |          |          |            |            |          |          |          |
| 9/22 vs. Hou.  |          |          |          |            |            |          |          |          |
| 9/29 @ Buf.    |          |          |          |            |            |          |          |          |
| 10/6 @ Mia.    |          |          |          |            |            |          |          |          |
| 10/13 vs. GB   |          |          |          |            |            |          |          |          |
| 10/20 @ Pit.   |          |          |          |            |            |          |          |          |
| 11/3 @ Cle.    |          |          |          |            |            |          |          |          |
| 11/10 vs. Cin. |          |          |          |            |            |          |          |          |
| 11/17 @ Chi.   | 0        | 0        | 0        | 0-0        | 0-0        | 0        | 0        | 0        |
| 11/24 vs. NYJ  |          |          |          |            |            |          |          |          |
| 11/28 vs. Pit. | 1        | 1        | 0        | 0-0        | 0-0        | 0        | 0        | 0        |
| 12/8 vs. Min.  |          |          |          |            |            |          |          |          |
| 12/16 @ Det.   |          |          |          |            |            |          |          |          |
| 12/22 vs. NE   |          |          |          |            |            |          |          |          |
| 12/29 @ Cin.   |          |          |          |            |            |          |          |          |
| <b>Totals</b>  | <b>1</b> | <b>1</b> | <b>0</b> | <b>0-0</b> | <b>0-0</b> | <b>0</b> | <b>0</b> | <b>0</b> |

**2013**

**GAME-BY-GAME SPECIAL TEAMS TACKLES**

**RAVENS**

| Date/Opp.      | TT       | Solo     | Asst.    | FF       | FR       | BK       |
|----------------|----------|----------|----------|----------|----------|----------|
| 9/5 @ Den.     |          |          |          |          |          |          |
| 9/15 vs. Cle.  |          |          |          |          |          |          |
| 9/22 vs. Hou.  |          |          |          |          |          |          |
| 9/29 @ Buf.    |          |          |          |          |          |          |
| 10/6 @ Mia.    | 1        | 1        | 0        | 0        | 0        | 0        |
| 10/13 vs. GB   | 2        | 2        | 0        | 0        | 0        | 0        |
| 10/20 @ Pit.   | 0        | 0        | 0        | 0        | 0        | 0        |
| 11/3 @ Cle.    | 1        | 1        | 0        | 0        | 0        | 0        |
| 11/10 vs. Cin. | 0        | 0        | 0        | 0        | 0        | 0        |
| 11/17 @ Chi.   | 0        | 0        | 0        | 0        | 0        | 0        |
| 11/24 vs. NYJ  | 0        | 0        | 0        | 0        | 0        | 0        |
| 11/28 vs. Pit. | 0        | 0        | 0        | 0        | 0        | 0        |
| 12/8 vs. Min.  | 2        | 2        | 0        | 0        | 0        | 0        |
| 12/16 @ Det.   | 1        | 1        | 0        | 0        | 0        | 0        |
| 12/22 vs. NE   | 0        | 0        | 0        | 0        | 0        | 0        |
| 12/29 @ Cin.   | 1        | 1        | 0        | 0        | 0        | 0        |
| <b>Totals</b>  | <b>8</b> | <b>8</b> | <b>0</b> | <b>0</b> | <b>0</b> | <b>0</b> |





BALTIMORE  
**RAVENS**

**60**

## EUGENE MONROE

TACKLE | 6-5 | 306

COLLEGE: Virginia HS: Plainfield (NJ)

BORN: 4/18/87, Plainfield, NJ

EXP. (NFL/RAVENS): 5/1 GP/GS (PLAYOFFS): 76/73 (0/0)

**2013 SEASON HIGHLIGHTS: (GP/GS 15/15)** Started 15 games at LT (four games for the Jaguars and the final 11 with the Ravens), helping QB Joe Flacco set career highs in attempts (614), completions (362) and passing yards (3,912)...Was traded to the Ravens from the Jaguars on 10/3

- Started at LT and helped protect QB Joe Flacco, allowing him to complete 65.4% of his passes (17 of 26) for 273 yards and a TD, including 2 60-plus-yard completions (60-yarder to Torrey Smith and a 66-yard TD pass to Jacoby Jones), in the 19-3 win in **game 11 vs. NYJ (11/24)**
- Started at LT and helped protect Flacco, allowing him to surpass the 20,000-yard career passing mark, and helped the Ravens rush for 174 yards and 1 TD, including a season-high 131 (and 1 TD) by RB Ray Rice in **game 10 at Chi. (11/17)**
- Started his first game as a Raven at LT and helped protect Flacco, allowing him to throw for 342 yards, 2 TDs and no INTs for a 112.6 QB rating in **game 6 vs. GB (10/13)**
- Was a game-day inactive in the 26-23 victory in **game 5 at Mia. (10/6)**
- Started all four games at LT for the Jaguars before being traded to the Ravens on 10/3

### CAREER HIGHLIGHTS:

- Has started 73 of the 76 games he has played in since 2009
- Helped Jacksonville RB Maurice Jones-Drew rush for 4,873 yards and 30 TDs, to earn three Pro Bowls from 2009-11
- In 2011, Jones-Drew led the NFL in rushing (1,606 yards), including 6 100-yard rushing games



BALTIMORE  
**RAVENS**

**92**

**HALOTI NGATA**  
NOSE TACKLE | 6-4 | 340

COLLEGE: Oregon HS: Highland (Salt Lake City, UT)  
BORN: 1/21/84, Inglewood, CA  
EXP. (NFL/RAVENS): 8/8 GP/GS (PLAYOFFS): 123/121 (14/14)

**2013 SEASON HIGHLIGHTS:** Earned his fifth-consecutive Pro Bowl nod after starting 15 games (missed one game due to a knee injury) and led the D-line with 52 tackles (23 solo), 1.5 sacks (-12 yards) and 3 PD

- Started and posted a season-high 7 tackles, including 5 solo, in **game 16 at Cin. (12/29)**
- Recorded a season-high 6 tackles and recorded 1 PD in **game 15 vs. NE (12/22)**
- Posted 5 tackles (4 solo) and a PD in the 18-16 victory in **game 14 at Det. (12/16)**
- Recorded 5 tackles and a PD in the 20-17 overtime win in **game 9 vs. Cin. (11/10)**
- Started and posted 2 tackles for a defense that allowed 22 rushing yards (fourth fewest by an opponent in franchise history) in the 26-23 victory in **game 5 at Mia. (10/6)**
- Started and recorded 3 tackles and 1 sack (-9 yards) for a defense that did not allow a TD for the second-consecutive contest and held the Texans to 25% (3-of-12) on third down in the 30-9 victory in **game 3 vs. Hou. (9/22)**
- Started and produced 3 tackles and 2 QB hits for a defense that didn't allow a TD and held the Browns to 27% (4-of-15) on third down in the 14-6 victory in **game 2 vs. Cle. (9/15)**

**CAREER HIGHLIGHTS:**

- Scored his first-career TD on a 28-yard FR at STL (9/25/11)
- Anchored a defense that did not allow a 100-yard rusher in 39-consecutive games (12/17/06 – 10/4/09)
- Dating back to 2006 when Ngata entered the NFL, the Ravens have allowed 63 rushing TDs (fewest in NFL) and the third-fewest rushing yards (93.1)

**CAREER HONORS:**

- Five-time Pro Bowler (2009-13) and first alternate (2008)
- AFC Defensive Player of the Week (Week 9, 2010)
- *Associated Press* first-team All-Pro (2010-11)
- *Associated Press* second-team All-Pro (2008-09, 2012)
- *Pro Football Writers/Pro Football Writers of America* All-NFL (2009-11)
- *Pro Football Weekly* All-NFL (2010-11)
- *PFW/PFWA* All-Rookie team (2006)
- *Sports Illustrated* (Peter King) All-Pro Team (2010 and 2011)
- *Sports Illustrated* (Peter King) Midseason All-Pro Team (2010-11)
- *Sports Illustrated* Midseason Defensive Player of the Year (2010)
- *Sporting News* All-Pro Team (2010-11)
- *USA Today's* All-Joe Team (players who are critical to their team, but don't receive the Pro Bowl nod) in 2008

**2013**

**GAME-BY-GAME DEFENSE**

**RAVENS**

| Date/Opp.      | TT              | Solo      | Asst.     | Sacks         | INT        | PD       | FF       | FR       |
|----------------|-----------------|-----------|-----------|---------------|------------|----------|----------|----------|
| 9/5 @ Den.     | 4               | 2         | 2         | 0-0           | 0-0        | 0        | 0        | 0        |
| 9/15 vs. Cle.  | 3               | 0         | 3         | 0-0           | 0-0        | 0        | 0        | 0        |
| 9/22 vs. Hou.  | 2               | 1         | 1         | 1-9           | 0-0        | 0        | 0        | 0        |
| 9/29 @ Buf.    | 4               | 3         | 1         | 0-0           | 0-0        | 0        | 0        | 0        |
| 10/6 @ Mia.    | 2               | 1         | 1         | 0-0           | 0-0        | 0        | 0        | 0        |
| 10/13 vs. GB   | 2               | 1         | 1         | 0-0           | 0-0        | 0        | 0        | 0        |
| 10/20 @ Pit.   | 4               | 2         | 2         | 0.5-3         | 0-0        | 0        | 0        | 0        |
| 11/3 @ Cle.    | 4               | 1         | 3         | 0-0           | 0-0        | 0        | 0        | 0        |
| 11/10 vs. Cin. | 5               | 1         | 4         | 0-0           | 0-0        | 1        | 0        | 0        |
| 11/17 @ Chi.   | INACTIVE - KNEE |           |           |               |            |          |          |          |
| 11/24 vs. NYJ  | 1               | 1         | 0         | 0-0           | 0-0        | 0        | 0        | 0        |
| 11/28 vs. Pit. | 2               | 1         | 1         | 0-0           | 0-0        | 0        | 0        | 0        |
| 12/8 vs. Min.  | 1               | 0         | 1         | 0-0           | 0-0        | 0        | 0        | 0        |
| 12/16 @ Det.   | 5               | 4         | 1         | 0-0           | 0-0        | 1        | 0        | 0        |
| 12/22 vs. NE   | 6               | 0         | 6         | 0-0           | 0-0        | 1        | 0        | 0        |
| 12/29 @ Cin.   | 7               | 5         | 2         | 0-0           | 0-0        | 0        | 0        | 0        |
| <b>Totals</b>  | <b>52</b>       | <b>23</b> | <b>29</b> | <b>1.5-12</b> | <b>0-0</b> | <b>3</b> | <b>0</b> | <b>0</b> |

# 92 HALOTI NGATA

## REGULAR SEASON

| Year          | Team      | GP         | GS         | TACKLES    |            |            | SACKS       |              | INTERCEPTIONS |           |           |          |           | FUMBLES  |          |           |
|---------------|-----------|------------|------------|------------|------------|------------|-------------|--------------|---------------|-----------|-----------|----------|-----------|----------|----------|-----------|
|               |           |            |            | TT         | Solo       | Asst.      | No.         | Yards        | No.           | Yards     | LG        | TD       | PD        | FF       | FR       | Yards     |
| 2006          | Baltimore | 16         | 16         | 51         | 28         | 23         | 1.0         | 3.0          | 1             | 60        | 60        | 0        | 3         | 0        | 0        | 0         |
| 2007          | Baltimore | 16         | 16         | 94         | 58         | 36         | 3.0         | 14.0         | 0             | 0         | 0         | 0        | 2         | 1        | 0        | 0         |
| 2008          | Baltimore | 16         | 16         | 77         | 43         | 34         | 1.0         | 8.0          | 2             | 8         | 7         | 0        | 5         | 0        | 0        | 0         |
| 2009          | Baltimore | 14         | 13         | 41         | 23         | 18         | 1.5         | 13.0         | 0             | 0         | 0         | 0        | 0         | 1        | 1        | 0         |
| 2010          | Baltimore | 16         | 15         | 65         | 48         | 17         | 5.5         | 43.0         | 0             | 0         | 0         | 0        | 5         | 0        | 1        | 0         |
| 2011          | Baltimore | 16         | 16         | 65         | 37         | 28         | 5.0         | 21.0         | 0             | 0         | 0         | 0        | 5         | 2        | *3       | 28t       |
| 2012          | Baltimore | 14         | 14         | 51         | 33         | 18         | 5.0         | 50.0         | 0             | 0         | 0         | 0        | 1         | 0        | 0        | 0         |
| 2013          | Baltimore | 15         | 15         | 52         | 23         | 29         | 1.5         | 12.0         | 0             | 0         | 0         | 0        | 3         | 0        | 0        | 0         |
| <b>Totals</b> |           | <b>123</b> | <b>121</b> | <b>496</b> | <b>293</b> | <b>203</b> | <b>23.5</b> | <b>164.0</b> | <b>3</b>      | <b>68</b> | <b>60</b> | <b>0</b> | <b>24</b> | <b>4</b> | <b>5</b> | <b>28</b> |

\*LED TEAM

## CAREER SINGLE-GAME HIGHS (REGULAR SEASON)

**Total Tackles:**

11 2 times (last: 11/13/11 at Sea.)

**Sacks:**

2 2 times (last: 11/24/11 vs. SF)

**Forced Fumbles:**

1 4 times (last: 10/2/11 vs. NYJ)

**Passes Defensed:**

2 2 times (last: 12/4/11 at Cle.)

**Solo Tackles:**

8 (10/3/10 at Pit.)

**INTs:**

1 3 times (last: 11/9/08 at Hou.)

**Fumble Recoveries:**

2 (9/11/11 vs. Pit.)

**Additional Statistics:** Returned a FR 28 yards for a TD (9/25/11 at STL)

## POSTSEASON

| Year          | Team      | GP        | GS        | TACKLES   |           |           | SACKS      |             | INTERCEPTIONS |          |          |          |          | FUMBLES  |          |          |
|---------------|-----------|-----------|-----------|-----------|-----------|-----------|------------|-------------|---------------|----------|----------|----------|----------|----------|----------|----------|
|               |           |           |           | TT        | Solo      | Asst.     | No.        | Yards       | No.           | Yards    | LG       | TD       | PD       | FF       | FR       | Yards    |
| 2006          | Baltimore | 1         | 1         | 7         | 3         | 4         | 0.0        | 0.0         | 0             | 0        | 0        | 0        | 0        | 0        | 0        | 0        |
| 2008          | Baltimore | 3         | 3         | 12        | 10        | 2         | 1.0        | 8.0         | 0             | 0        | 0        | 0        | 0        | 0        | 0        | 0        |
| 2009          | Baltimore | 2         | 2         | 7         | 4         | 3         | 1.0        | 9.0         | 0             | 0        | 0        | 0        | 0        | 0        | 0        | 0        |
| 2010          | Baltimore | 2         | 2         | 4         | 3         | 1         | 0.5        | 2.0         | 0             | 0        | 0        | 0        | 1        | 0        | 0        | 0        |
| 2011          | Baltimore | 2         | 2         | 6         | 2         | 4         | 0.0        | 0.0         | 0             | 0        | 0        | 0        | 1        | 1        | 0        | 0        |
| 2012          | Baltimore | 4         | 4         | 13        | 10        | 3         | 0.0        | 0.0         | 0             | 0        | 0        | 0        | 1        | 0        | 0        | 0        |
| <b>Totals</b> |           | <b>14</b> | <b>14</b> | <b>49</b> | <b>32</b> | <b>17</b> | <b>2.5</b> | <b>19.0</b> | <b>0</b>      | <b>0</b> | <b>0</b> | <b>0</b> | <b>3</b> | <b>1</b> | <b>0</b> | <b>0</b> |



# RAVENS RANTS: HALOTI NGATA

## THE DOMINANT DT



One of the NFL's most disruptive forces, **DT Haloti Ngata** was named to his fifth Pro Bowl in 2013. Perhaps the NFL's most athletic defensive tackle, Ngata stops the run (497 career tackles), rushes the passer (23.5 career sacks) and can even drop into coverage (3 career INTs).

Baltimore has a history of strong run defense, and with Ngata's help since 2006, has been consistently sturdy on the ground.

### RAVENS RUSHING DEFENSE RANKINGS (Past Eight Seasons/Since Ngata Entered NFL)

| Year | Yards Per Game Allowed |      | Avg. Per Play Allowed |      |
|------|------------------------|------|-----------------------|------|
|      | Total                  | Rank | Total                 | Rank |
| 2013 | 105.4                  | 11th | 3.8                   | 5th  |
| 2012 | 122.8                  | 20th | 4.0                   | 8th  |
| 2011 | 92.6                   | 2nd  | 3.5                   | 2nd  |
| 2010 | 93.9                   | 5th  | 3.9                   | 8th  |
| 2009 | 93.3                   | 5th  | 3.4                   | 1st  |
| 2008 | 81.4                   | 3rd  | 3.6                   | 5th  |
| 2007 | 79.3                   | 2nd  | 2.8                   | 1st  |
| 2006 | 75.9                   | 2nd  | 3.3                   | 2nd  |

## "NGATA" ON US

Dating back to 2006, when **DT Haloti Ngata** entered the NFL, the Ravens have allowed the NFL's fewest rushing TDs (63) and the NFL's third-fewest rushing yards per game (93.1 ypg).

### RUSHING TOUCHDOWNS (Fewest Allowed Since 2006)

1. Baltimore . . . . . 63
2. Pittsburgh . . . . . 68
3. Minnesota . . . . . 75

### RUSHING YARDS PER GAME (Fewest Allowed Since 2006)

1. Pittsburgh . . . . . 89.6
2. Minnesota . . . . . 90.6
3. Baltimore . . . . . 93.1

## D-TACKLE DOMINANCE

**DT Haloti Ngata** has 11.5 sacks dating back to 2011, also racking up 167 tackles (tied for third among NFL DTs) and posting 9 PD, which tie (Ndamukong Suh) for fifth most among NFL DTs during this span. In 2013, Ngata registered 53 total tackles, 1.5 sacks and 3 PD.

### MOST TACKLES BY NFL DTs (Since 2011)

1. Justin Smith (SF) . . . . . 173
2. Domata Peko (Cin.) . . . . . 171
3. Haloti Ngata (Bal.) . . . . . 167
- Linval Joseph (NYG) . . . . . 167
5. Jurrell Casey (Ten.) . . . . . 161



### Ngata Quick Hit:

- Dating back to 2011, Ngata is the only NFL DT who has posted at least 160 tackles (167), 10 sacks (11.5) and 5 PD (9).
- Ngata ranks ninth on the Ravens' all-time tackles chart (497).

## RUSH "D" NUMBER TO RAVE ABOUT

**7**

Rushing TDs the Ravens allowed in 2013, ranking as the NFL's fifth fewest. Baltimore also allowed just 79 rushing first downs (the NFL's seventh fewest).

## FIRST-ROUND FINDS

Since moving to Baltimore in 1996, the Ravens, led by Ozzie Newsome, have had 18 drafts and selected 18 players in the first round. These picks have earned an amazing 55 combined Pro Bowls, several All-Rookie honors, multiple Defensive Player of the Year Awards and two Super Bowl MVP honors.

### RAVENS FIRST-ROUND DRAFT PICKS

| Year | Name                 | Pick | Pro Bowls |
|------|----------------------|------|-----------|
| 1996 | T Jonathan Ogden*    | 4    | 11        |
| 1996 | LB Ray Lewis* ++ ~   | 26   | 13        |
| 1997 | LB Peter Boulware*   | 4    | 4         |
| 1998 | CB Duane Starks*     | 10   |           |
| 1999 | CB Chris McAlister*  | 10   | 3         |
| 2000 | RB Jamal Lewis* =    | 5    | 1         |
| 2000 | WR Travis Taylor     | 10   |           |
| 2001 | TE Todd Heap*        | 31   | 2         |
| 2002 | S Ed Reed* +         | 24   | 9         |
| 2003 | OLB Terrell Suggs* + | 10   | 6         |
| 2003 | QB Kyle Boller       | 19   |           |
| 2005 | WR Mark Clayton*     | 22   |           |
| 2006 | DT Haloti Ngata*     | 12   | 5         |
| 2007 | G Ben Grubbs*        | 29   | 1         |
| 2008 | QB Joe Flacco^ ~     | 18   |           |
| 2009 | T Michael Oher*      | 23   |           |
| 2011 | CB Jimmy Smith       | 27   |           |
| 2013 | S Matt Elam          | 32   |           |

\* All-Rookie Team ^ Rookie of the Year (NFL.com Fan Vote) ~ Super Bowl MVP + Defensive Player of the Year Awards = Offensive Player of the Year Award

### Top 10 Quick Hit:

- Of the seven players chosen in the Top 10 by Baltimore, five have earned Pro Bowl status. Two of those players — Peter Boulware and Terrell Suggs — also earned Defensive Rookie of the Year honors.

### Late-Round Success Quick Hit:

- The Ravens have found gems late in the first round, including LB Ray Lewis (26th), TE Todd Heap (31st), S Ed Reed (24th), G Ben Grubbs (29th), QB Joe Flacco (18th) and T Michael Oher (23rd).

## NFL'S TOP 100

It can be argued that the 100 best NFL players of 2013, as voted by the players late in 2012, doesn't really represent the best. Maybe coaches or scouts have a different list. Certainly, there are reporters who compiled rankings of their own. Still, it was special for the Ravens to have had six of the Top 100 on their 2013 opening day roster.

### THE NFL'S TOP 100 PLAYERS OF 2013 (NFL Players' Poll / NFL Network)

| NFL Rank | Player             | Position Ranking       |
|----------|--------------------|------------------------|
| 13       | RB Ray Rice        | No. 3 running back     |
| 19       | QB Joe Flacco      | No. 7 quarterback      |
| 42       | DT Haloti Ngata    | No. 4 defensive tackle |
| 56       | OLB Terrell Suggs  | No. 8 linebacker       |
| 88       | WR/RS Jacoby Jones | n/a for WR/RS          |
| 100      | TE Dennis Pitta    | No. 8 tight end        |



BALTIMORE  
**RAVENS**

**74**

**MICHAEL OHER**  
TACKLE | 6-4 | 315

**COLLEGE:** Mississippi **HS:** Briarcrest Christian (Memphis, TN)  
**BORN:** 5/28/86, Memphis, TN  
**EXP. (NFL/RAVENS):** 5/5 **GP/GS (PLAYOFFS):** 80/80 (10/10)

**2013 SEASON HIGHLIGHTS: (GP/GS 16/16)** Started all 16 games at RT, helping QB Joe Flacco set career highs in attempts (614), completions (362) and passing yards (3,912)

- Started at RT and helped protect QB Joe Flacco, allowing him to complete 65.4% of his passes (17 of 26) for 273 yards and a TD, including 2 60-plus-yard completions (60-yarder to Torrey Smith and a 66-yard TD pass to Jacoby Jones), in the 19-3 win in **game 11 vs. NYJ (11/24)**
- Started at RT and helped protect Flacco, allowing him to surpass the 20,000-yard career passing mark and helped the Ravens rush for 174 yards and 1 TD, including a season-high 131 (and 1 TD) by RB Ray Rice, in **game 10 at Chi. (11/17)**
- Started at RT and helped protect Flacco, allowing him to throw for 342 yards, 2 TDs and no INTs for a 112.6 QB rating in **game 6 vs. GB (10/13)**
- Started at RT, helping the Ravens total 384 yards, including 133 yards and 2 TDs rushing, in the 26-23 victory in **game 5 at Mia. (10/6)**
- Started at RT and helped the Ravens to a 30-9 victory in **game 3 vs. Hou. (9/22)**
- Started at RT and helped QB Joe Flacco post a 94.4 QB rating (22-of-33 passing for 211 yard, 1 TD and no INTs) in the 14-6 victory in **game 2 vs. Cle. (9/15)**
- Started at RT and helped protect Flacco, who set career highs in passing attempts (62) and completions (34), while throwing for 362 yards (franchise-record 14th-career 300-plus-yard game) and 2 TDs, before leaving the game (ankle) in the second quarter, in **game 1 at Den. (9/5)**

#### CAREER HIGHLIGHTS:

- Has started 80-straight games, tied for the second-longest streak in Ravens history and the fourth-longest active streak among NFL tackles
- Helped the Ravens score the most points (398) in franchise history and the second-most total yards (5,640) in team history (5,723 in 1996), including a career-high 3,817 passing yards by QB Joe Flacco (2012)
- Helped pave the way for RB Ray Rice to score a franchise-record 15 total TDs (12 rushing and 3 receiving) and rush for a career-high 1,364 yards, part of 1,996 rushing yards by the Ravens in 2011...Rice led the league with 2,068 yards from scrimmage
- Ravens were the NFL's ninth-best scoring team in 2009 (24.4 ppg), racking up a franchise-record 47 TDs with Oher starting all 16 games
- Helped the Ravens tie a then-franchise record for points (391 in 2003) and also set a record for most TDs scored (47) in 2009... Ravens added a team-record 22 rushing TDs
- In 2009, helped the Ravens post 5,619 total yards (third-highest total in franchise history), including the then-top single-game yardage totals (548 in game 13 vs. Det. - 12/13, 501 in game 1 vs. KC - 9/13 and 479 yards in game 3 vs. Cle. - 9/27)
- Helped the Ravens rush for 2,200 yards, including 1,339 yards by RB Ray Rice, who finished second in the NFL in yards from scrimmage (2,041) in 2009...Rice also became the second player in franchise history (Jamal Lewis - 2,271 in 2003) to gain 2,000 yards from scrimmage

#### CAREER HONORS:

- *Pro Football Writers/Pro Football Writers of America All-Rookie Team* (2009)
- *Sports Illustrated* Midseason All-Pro (2009)
- *USA Today's* All-Joe Team (players who are critical to their team, but don't receive Pro Bowl nods) in 2009
- NFL Rookie of the Month honors (December, 2009)



BALTIMORE  
**RAVENS**

**30**

**BERNARD PIERCE**  
RUNNING BACK | 6-0 | 218

COLLEGE: Temple HS: Glen Mills (PA)

BORN: 5/10/91, Ardmore, PA

EXP. (NFL/RAVENS): 2/2 GP/GS (PLAYOFFS): 32/1 (4/0)

**2013 SEASON HIGHLIGHTS:** Saw action in all 16 games and finished second on the team with a career-high 152 rushing attempts for 436 yards and a career-high 2 rushing TDs...Also established career highs with 20 receptions for 104 yards

- Had 3 receptions for a career-high 27 yards and carried the ball 10 times for 31 yards in **game 15 vs. NE (12/22)**
- Carried the ball 11 times for 46 yards, part of 133 yards and 2 TDs rushing for the Ravens, in the 26-23 victory in **game 5 at Mia. (10/6)**
- Started his first-career game in place of an injured Ray Rice (hip) and led the team with a career-high 24 carries for 65 yards and 1 TD in the 30-9 victory in **game 3 vs. Hou. (9/22)**...Also tied a then-career high with 2 receptions for 7 yards against the Texans
- Led the team with 19 carries for 57 yards and 1 TD in the 14-6 victory in **game 2 vs. Cle. (9/15)**
- Carried the ball 9 times for 22 yards in **game 1 at Den. (9/5)**

**CAREER HIGHLIGHTS:**

- Carried the ball a career-high 152 times (for 436 yards) and established career highs with 20 receptions for 104 yards in 2013
- Recorded 108 rushing attempts for 532 yards and 1 TD, and grabbed 7 receptions for 47 receiving yards as a rookie in 2012
- Posted career highs in yards (123) and long gain (78 - Ravens longest play from scrimmage of the season) vs. NYG (12/23/12)
- Scored his first-career TD (12-yard run) at Cle. 11/4/12

**2013**

**GAME-BY-GAME OFFENSE**

| RAVENS<br>Date/Opp. | RUSHING    |            |            |           |          | RECEIVING |            |            |           |          |
|---------------------|------------|------------|------------|-----------|----------|-----------|------------|------------|-----------|----------|
|                     | No.        | Yds.       | Avg.       | LG        | TD       | No.       | Yds.       | Avg.       | LG        | TD       |
| 9/5 @ Den.          | 9          | 22         | 2.4        | 14        | 0        | 0         | 0          | 0.0        | 0         | 0        |
| 9/15 vs. Cle.       | 19         | 57         | 3.0        | 8         | 1        | 1         | -2         | -2.0       | -2        | 0        |
| 9/22 vs. Hou.       | 24         | 65         | 2.7        | 25        | 1        | 2         | 7          | 3.5        | 5         | 0        |
| 09/29 @ Buf.        | 4          | 7          | 1.8        | 3         | 0        | 1         | 2          | 2.0        | 2         | 0        |
| 10/6 @ Mia.         | 11         | 46         | 4.2        | 28        | 0        | 0         | 0          | 0.0        | 0         | 0        |
| 10/13 vs. GB        | 6          | 9          | 1.5        | 10        | 0        | 2         | 22         | 11.0       | 14        | 0        |
| 10/20 @ Pit.        | 6          | 13         | 2.2        | 6         | 0        | 1         | 9          | 9.0        | 9         | 0        |
| 11/3 @ Cle.         | 6          | 11         | 1.8        | 7         | 0        | 0         | 0          | 0.0        | 0         | 0        |
| 11/10 vs. Cin.      | 8          | 31         | 3.9        | 9         | 0        | 2         | 12         | 6.0        | 12        | 0        |
| 11/17 @ Chi.        | 10         | 18         | 1.8        | 8         | 0        | 0         | 0          | 0.0        | 0         | 0        |
| 11/24 vs. NYJ       | 11         | 30         | 2.7        | 10        | 0        | 0         | 0          | 0.0        | 0         | 0        |
| 11/28 vs. Pit.      | 9          | 35         | 3.9        | 12        | 0        | 3         | 4          | 1.3        | 2         | 0        |
| 12/8 vs. Min.       | 7          | 12         | 1.7        | 6         | 0        | 1         | 5          | 5.0        | 5         | 0        |
| 12/16 @ Det.        | 7          | 21         | 3.0        | 11        | 0        | 0         | 0          | 0.0        | 0         | 0        |
| 12/22 vs. NE        | 10         | 31         | 3.1        | 6         | 0        | 3         | 27         | 9.0        | 15        | 0        |
| 12/29 @ Cin.        | 5          | 28         | 5.6        | 14        | 0        | 4         | 18         | 4.5        | 8         | 0        |
| <b>Totals</b>       | <b>152</b> | <b>436</b> | <b>2.9</b> | <b>28</b> | <b>2</b> | <b>20</b> | <b>104</b> | <b>5.2</b> | <b>15</b> | <b>0</b> |

**REGULAR SEASON**

| Year          | Team      | GP        | GS       | RUSHING    |            |            |           |          | RECEIVING |            |            |           |          |
|---------------|-----------|-----------|----------|------------|------------|------------|-----------|----------|-----------|------------|------------|-----------|----------|
|               |           |           |          | No.        | Yards      | Avg.       | LG        | TD       | No.       | Yards      | Avg.       | LG        | TD       |
| 2012          | Baltimore | 16        | 0        | 108        | 532        | *4.9       | 78        | 1        | 7         | 47         | 6.7        | 11        | 0        |
| 2013          | Baltimore | 16        | 1        | 152        | 436        | 2.9        | 28        | 2        | 20        | 104        | 5.2        | 15        | 0        |
| <b>Totals</b> |           | <b>32</b> | <b>1</b> | <b>260</b> | <b>968</b> | <b>3.7</b> | <b>78</b> | <b>3</b> | <b>27</b> | <b>151</b> | <b>5.6</b> | <b>15</b> | <b>0</b> |

\*LED TEAM

**CAREER SINGLE-GAME HIGHS (REGULAR SEASON)**

**RUSHING**

**Carries:**

24 (9/22/13 vs. Hou.)

**Yardage:**

123 (12/23/12 vs. NYG)

**Long Gain:**

78 (12/23/12 vs. NYG)

**Touchdowns:**

1 3 times (last: 9/22/13 vs. Hou.)

**RECEIVING**

**Receptions:**

4 (last: 12/29/13 at Cin.)

**Yardage:**

27 (12/22/13 vs. NE)

**Long Gain:**

15 (12/22/13 vs. NE)

**Touchdowns:**

None

**100-yard Rushing Games:** 1 (123 yards, 12/23/12 vs. NYG)

**REGULAR SEASON**

| Year          | Team      | GP       | GS       | RUSHING   |            |            |           |          | RECEIVING |          |            |          |          |
|---------------|-----------|----------|----------|-----------|------------|------------|-----------|----------|-----------|----------|------------|----------|----------|
|               |           |          |          | No.       | Yards      | Avg.       | LG        | TD       | No.       | Yards    | Avg.       | LG       | TD       |
| 2012          | Baltimore | 4        | 0        | 39        | 202        | 5.2        | 43        | 0        | 1         | 8        | 8.0        | 8        | 0        |
| <b>Totals</b> |           | <b>4</b> | <b>0</b> | <b>39</b> | <b>202</b> | <b>5.2</b> | <b>43</b> | <b>0</b> | <b>1</b>  | <b>8</b> | <b>8.0</b> | <b>8</b> | <b>0</b> |



BALTIMORE  
RAVENS

88

**DENNIS PITTA**  
TIGHT END | 6-4 | 245

COLLEGE: BYU HS: Moorpark (CA)

BORN: 6/29/85, Fresno, CA

EXP. (NFL/RAVENS): 4/4 GP/GS (PLAYOFFS): 47/8 (6/3)

**2013 SEASON HIGHLIGHTS:** Saw action in the final four games (one start) and recorded 20 receptions for 169 yards and 1 TD despite missing 12 games due to a hip injury suffered in training camp...Was placed on Injured Reserve - Designated for Return (hip) on 9/3 and was activated to the 53-man roster on 12/7

- Started and led the team with a career-high-tying 8 receptions for 63 yards in **game 16 at Cin. (12/29)**
- Tied for the team lead with 4 receptions for 34 yards in **game 15 vs. NE (12/22)**
- Subbed and pulled in 2 receptions for 24 yards in the 18-16 victory in **game 14 at Det. (12/16)**
- Played in his first game of 2013 after missing the first 12 games of the season (hip) and finished second on the team with 6 receptions for 48 yards and 1 TD in the 29-26 win in **game 13 vs. Min. (12/8)**...Pitta's 1-yard TD catch on fourth down with 2:05 remaining in the game gave the Ravens a 15-12 lead. On Baltimore's final offensive drive, Pitta made an 18-yard reception, advancing the ball to Minnesota's 9 with 10 seconds left in the game...On the next play, Flacco connected with WR Marlon Brown for the game-winning TD.
- Was placed on Injured Reserve - Designated for Return (hip) on 9/3 and was activated to the 53-man roster on 12/7

**CAREER HIGHLIGHTS:**

- His 7 TDs in 2012 tied Todd Heap (2005) for most by a Ravens' tight end in a single season
- Posted a career-high 2 TD receptions, including a career-long 61-yarder, vs. Den. (12/16/12)
- Gained a career-high 125 yards (on 7 receptions) vs. Den. (12/16/12)
- Established a career high with 8 receptions at Phi. (9/16/12)
- Caught his first-career TD vs. SF (11/24/11)
- Started his first-career game at Ten. (9/18/11)
- Grabbed his first-career reception at Cin. (9/19/10)

**2013**

**GAME-BY-GAME OFFENSE**

| Date/Opp.      | RECEIVING                  |            |            |           |          | RUSHING  |          |            |          |          |
|----------------|----------------------------|------------|------------|-----------|----------|----------|----------|------------|----------|----------|
|                | No.                        | Yds.       | Avg.       | LG        | TD       | No.      | Yds.     | Avg.       | LG       | TD       |
| 9/5 @ Den.     | IR (HIP) - DES. FOR RETURN | --         | --         | --        | --       | --       | --       | --         | --       | --       |
| 9/15 vs. Cle.  | IR (HIP) - DES. FOR RETURN | --         | --         | --        | --       | --       | --       | --         | --       | --       |
| 9/22 vs. Hou.  | IR (HIP) - DES. FOR RETURN | --         | --         | --        | --       | --       | --       | --         | --       | --       |
| 09/29 @ Buf.   | IR (HIP) - DES. FOR RETURN | --         | --         | --        | --       | --       | --       | --         | --       | --       |
| 10/6 @ Mia.    | IR (HIP) - DES. FOR RETURN | --         | --         | --        | --       | --       | --       | --         | --       | --       |
| 10/13 vs. GB   | IR (HIP) - DES. FOR RETURN | --         | --         | --        | --       | --       | --       | --         | --       | --       |
| 10/20 @ Pit.   | IR (HIP) - DES. FOR RETURN | --         | --         | --        | --       | --       | --       | --         | --       | --       |
| 11/3 @ Cle.    | IR (HIP) - DES. FOR RETURN | --         | --         | --        | --       | --       | --       | --         | --       | --       |
| 11/10 vs. Cin. | IR (HIP) - DES. FOR RETURN | --         | --         | --        | --       | --       | --       | --         | --       | --       |
| 11/17 @ Chi.   | IR (HIP) - DES. FOR RETURN | --         | --         | --        | --       | --       | --       | --         | --       | --       |
| 11/24 vs. NYJ  | IR (HIP) - DES. FOR RETURN | --         | --         | --        | --       | --       | --       | --         | --       | --       |
| 11/28 vs. Pit. | IR (HIP) - DES. FOR RETURN | --         | --         | --        | --       | --       | --       | --         | --       | --       |
| 12/8 vs. Min.  | 6                          | 48         | 8.0        | 18        | 1        | 0        | 0        | 0.0        | 0        | 0        |
| 12/16 @ Det.   | 2                          | 24         | 12.0       | 15        | 0        | 0        | 0        | 0.0        | 0        | 0        |
| 12/22 vs. NE   | 4                          | 34         | 8.5        | 15        | 0        | 0        | 0        | 0.0        | 0        | 0        |
| 12/29 @ Cin.   | 8                          | 63         | 7.9        | 11        | 0        | 0        | 0        | 0.0        | 0        | 0        |
| <b>Totals</b>  | <b>20</b>                  | <b>169</b> | <b>8.5</b> | <b>18</b> | <b>1</b> | <b>0</b> | <b>0</b> | <b>0.0</b> | <b>0</b> | <b>0</b> |

# 88 DENNIS PITTA

## REGULAR SEASON

| Year          | Team      | GP        | GS       | RECEIVING  |             |             |            |           | RUSHING  |          |            |          |          |
|---------------|-----------|-----------|----------|------------|-------------|-------------|------------|-----------|----------|----------|------------|----------|----------|
|               |           |           |          | No.        | Yards       | Avg.        | LG         | TD        | No.      | Yards    | Avg.       | LG       | TD       |
| 2010          | Baltimore | 11        | 0        | 1          | 1           | 1.0         | 1          | 0         | 0        | 0        | 0.0        | 0        | 0        |
| 2011          | Baltimore | 16        | 2        | 40         | 405         | 10.1        | 39         | 3         | 0        | 0        | 0.0        | 0        | 0        |
| 2012          | Baltimore | 16        | 5        | 61         | 669         | 11.0        | 61t        | 7         | 0        | 0        | 0.0        | 0        | 0        |
| 2013          | Baltimore | 4         | 1        | 20         | 169         | 8.5         | 18         | 1         | 0        | 0        | 0.0        | 0        | 0        |
| <b>Totals</b> |           | <b>47</b> | <b>8</b> | <b>122</b> | <b>1244</b> | <b>10.2</b> | <b>61t</b> | <b>11</b> | <b>0</b> | <b>0</b> | <b>0.0</b> | <b>0</b> | <b>0</b> |

SPECIAL TEAMS TACKLES (2): 2010 (1); 2011 (1)

## CAREER SINGLE-GAME HIGHS (REGULAR SEASON)

**Receptions:** 8 2 times (last: 12/29/13 at Cin.)  
**Yardage:** 125 (12/16/12 vs. Den.)  
**Long gain:** 61t (12/16/12 vs. Den.)  
**Touchdowns:** 2 (12/16/12 vs. Den.)

**100-yard Receiving Games:** 1 (125 yards, 12/16/12 vs. Den.)

## POSTSEASON

| Year          | Team      | GP       | GS       | RECEIVING |            |             |           |          | RUSHING  |          |            |          |          |
|---------------|-----------|----------|----------|-----------|------------|-------------|-----------|----------|----------|----------|------------|----------|----------|
|               |           |          |          | No.       | Yards      | Avg.        | LG        | TD       | No.      | Yards    | Avg.       | LG       | TD       |
| 2010          | Baltimore | 0        | 0        | 0         | 0          | 0.0         | 0         | 0        | 0        | 0        | 0.0        | 0        | 0        |
| 2011          | Baltimore | 2        | 1        | 7         | 70         | 10.0        | 16        | 1        | 0        | 0        | 0.0        | 0        | 0        |
| 2012          | Baltimore | 4        | 2        | 14        | 163        | 11.6        | 24        | 3        | 0        | 0        | 0.0        | 0        | 0        |
| <b>Totals</b> |           | <b>6</b> | <b>3</b> | <b>21</b> | <b>233</b> | <b>11.1</b> | <b>24</b> | <b>4</b> | <b>0</b> | <b>0</b> | <b>0.0</b> | <b>0</b> | <b>0</b> |





BALTIMORE  
**RAVENS**

**76**

**JAH REID**

**GUARD/TACKLE | 6-7 | 340**

**COLLEGE:** Central Florida **HS:** Haines City (FL)

**BORN:** 7/21/88, Haines City (FL)

**EXP. (NFL/RAVENS):** 3/3 **GP/GS (PLAYOFFS):** 35/7 (2/0)

**2013 SEASON HIGHLIGHTS: (GP/GS 10/0)** Saw action in 10 games on special teams and in the “jumbo” package on offense

- Played from scrimmage in the “jumbo” package and on special teams in **game 10 at Chi. (11/17)**
- Played from scrimmage and on special teams in **game 9 vs. Cin. (11/10)**
- Saw action on special teams in **game 8 at Cle. (11/3)**
- Was a game-day inactive in **games 4-7**
- Saw action on special teams in the 30-9 victory in **game 3 vs. Hou. (9/22)**
- Was a game-day inactive in the 14-6 victory in **game 2 vs. Cle. (9/15)** and **game 1 at Den. (9/5)**

**CAREER HIGHLIGHTS:**

- Helped the Ravens score the most points (398) in franchise history and post the second-most total yards (5,640) in team history (5,723 in 1996), including a career-high 3,817 passing yards by QB Joe Flacco in 2012
- Helped pave the way for RB Ray Rice to score a franchise-record 15 total TDs (12 rushing and 3 receiving) and rush for a career-high 1,364 yards in 2011...Rice led the league with 2,068 yards from scrimmage



BALTIMORE  
**RAVENS**

**27**

**RAY RICE**  
RUNNING BACK | 5-8 | 212

COLLEGE: Rutgers HS: New Rochelle (NY)  
BORN: 1/22/87, New Rochelle, NY  
EXP. (NFL/RAVENS): 6/6 GP/GS (PLAYOFFS): 92/80 (12/10)

**2013 SEASON HIGHLIGHTS:** Became the Ravens' all-time leader in total yards from scrimmage (9,214), after leading the team with 214 rushing attempts for 660 yards and 4 TDs...Also finished second on the team with 58 receptions for 321 yards

- Became the Ravens' all-time leader in total yards from scrimmage (9,214), finishing second on the team with 7 receptions for 35 yards and rushed the ball 6 times for 15 yards in **game 16 at Cin. (12/29)**
- Carried the ball 12 times for 56 yards (4.7 avg.) and had 1 reception for 8 yards in the 18-16 victory in **game 14 at Det. (12/16)**
- Totaled 109 yards, gaining 67 yards rushing and 42 receiving (on 5 receptions) in the 29-26 win in **game 13 vs. Min. (12/8)**
- Crossed the 6,000-yard rushing mark (6,002) with 32 rushing yards on 12 carries and tied for the team lead (Torrey Smith) with 6 receptions for 38 yards in the 22-20 victory in **game 12 vs. Pit. (11/28)**
- Led the Ravens with 25 carries for a season-high 131 yards (5.2 ypc) and 1 TD and had 3 receptions for 17 yards in **game 10 at Chi. (11/17)**
- Led the Ravens with 27 rushing attempts for 74 yards and 2 TDs (the 10th multi-TD game of his career) in the 26-23 victory in **game 5 at Mia. (10/6)**...Also added 28 receiving yards, giving him 102 yards from scrimmage - his 40th-career 100-scrimmage-yard game
- Was a game-day inactive (hip), missing his first game in 66-consecutive contests (was also the NFL's longest starting streak by a RB at 43 contests) in **game 3 vs. Hou. (9/22)**
- Carried the ball 13 times for 36 yards and netted 3 receptions for 9 yards before leaving the game with a hip injury in the 14-6 victory in **game 2 vs. Cle. (9/15)**
- Led the team with 12 rushes for 36 yards and 1 TD and posted a team-high 8 receptions for 35 yards in **game 1 at Den. (9/5)**

**CAREER HIGHLIGHTS:**

- Is the Ravens all-time leader in total yards from scrimmage (9,214)
- Ranks second in Ravens franchise history with 6,180 rushing yards (Jamal Lewis - 7,801) and is second in rushing TDs (37)
- Became the first player in Ravens franchise history to rush for 1,000 yards in four-consecutive seasons (2009-12)
- Was one of three NFL players with 1,000 rushing yards and 400 receiving yards in 2012
- Dating back to 2009, Rice owns the NFL's most total yards from scrimmage with 8,487 (5,726 rushing & 2,761 receiving), including 42 games where he's gained 100-or-more total yards (second only to Adrian Peterson's 44)
- With his 1,364 rushing yards and 704 receiving yards in 2011, Rice joined Pro Football Hall of Famer Marshall Faulk (four times) as the only players in league history to register at least 1,200 rushing yards and 700 receiving yards in multiple seasons (Rice finished the 2009 season with 1,339 rushing yards and 702 receiving yards)
- Led the NFL in yards from scrimmage with 2,068 (1,364 rushing and 704 receiving) in 2011...Rice was the only player to produce 2,000 yards from scrimmage in 2011...His 2,068 yards from scrimmage are second all time in Ravens history (Jamal Lewis, 2,271 in 2003)
- Produced a franchise-record 15 touchdowns (12 rushing and 3 receiving) in 2011
- Was one of two NFL players in 2009 (Tennessee's Chris Johnson) to tally 2,000 yards from scrimmage (2,041), ranking second in the NFL with an average of 127.6 net yards per game
- Led the team with 78 receptions (for 702 yards and a TD) and also topped all NFL RBs in receptions and receiving yards in 2009, setting the Ravens' RB single-season records in those categories
- Produced a career-high 233 yards from scrimmage, rushing a career-high 31 times for 153 yards and pulled in a team-high 5 receptions for 80 yards and a TD vs. NO (12/19/10)

**2013**

**GAME-BY-GAME OFFENSE**

| RAVENS<br>Date/Opp. | RUSHING        |            |            |           |          | RECEIVING |            |            |           |          |
|---------------------|----------------|------------|------------|-----------|----------|-----------|------------|------------|-----------|----------|
|                     | No.            | Yds.       | Avg.       | LG        | TD       | No.       | Yds.       | Avg.       | LG        | TD       |
| 9/5 @ Den.          | 12             | 36         | 3.0        | 12        | 1        | 8         | 35         | 4.4        | 10        | 0        |
| 9/15 vs. Cle.       | 13             | 36         | 2.8        | 14        | 0        | 3         | 9          | 3.0        | 7         | 0        |
| 9/22 vs. Hou.       | INACTIVE - HIP |            |            |           |          | --        | --         | --         | --        | --       |
| 09/29 @ Buf.        | 5              | 17         | 3.4        | 7         | 0        | 0         | 0          | 0.0        | 0         | 0        |
| 10/6 @ Mia.         | 27             | 74         | 2.7        | 7         | 2        | 6         | 28         | 4.7        | 9         | 0        |
| 10/13 vs. GB        | 14             | 34         | 2.4        | 11        | 0        | 3         | 15         | 5.0        | 11        | 0        |
| 10/20 @ Pit.        | 15             | 45         | 3.0        | 13        | 0        | 4         | 27         | 6.8        | 14        | 0        |
| 11/3 @ Cle.         | 11             | 17         | 1.5        | 5         | 0        | 3         | 21         | 7.0        | 18        | 0        |
| 11/10 vs. Cin.      | 18             | 30         | 1.7        | 5         | 0        | 6         | 26         | 4.3        | 13        | 0        |
| 11/17 @ Chi.        | 25             | 131        | 5.2        | 47        | 1        | 3         | 17         | 5.7        | 12        | 0        |
| 11/24 vs. NYJ       | 16             | 30         | 1.9        | 7         | 0        | 1         | -3         | -3.0       | -3        | 0        |
| 11/28 vs. Pit.      | 12             | 32         | 2.7        | 9         | 0        | 6         | 38         | 6.3        | 22        | 0        |
| 12/8 vs. Min.       | 17             | 67         | 3.9        | 12        | 0        | 5         | 42         | 8.4        | 13        | 0        |
| 12/16 @ Det.        | 12             | 56         | 4.7        | 19        | 0        | 1         | 8          | 8.0        | 8         | 0        |
| 12/22 vs. NE        | 11             | 40         | 3.6        | 8         | 0        | 2         | 23         | 11.5       | 13        | 0        |
| 12/29 @ Cin.        | 6              | 15         | 2.5        | 5         | 0        | 7         | 35         | 5.0        | 9         | 0        |
| <b>Totals</b>       | <b>214</b>     | <b>660</b> | <b>3.1</b> | <b>47</b> | <b>4</b> | <b>58</b> | <b>321</b> | <b>5.5</b> | <b>22</b> | <b>0</b> |

**CAREER HONORS:**

- Three-time Pro Bowler (2009 and 2011-12)
- Associated Press* second-team All-Pro (2009 and 2011)
- AFC Offensive Player of the Week (Week 15, 2010; Week 13, 2011; Week 17, 2011; Weeks 12 & 16, 2012)
- FedEx Ground Player of the Week (Week 14, 2009; Week 15, 2010; Weeks 13 & 17, 2011)
- GMC "Never Say Never Moment" (Week 8, 2011 and Week 12, 2012)
- His fourth-and-29 conversion at SD (11/25/12) was voted the NFL Play of the Year (2012)

# 27 RAY RICE

## REGULAR SEASON

| Year          | Team      | GP        | GS        | RUSHING      |              |            |            |           | RECEIVING  |              |            |           |          |
|---------------|-----------|-----------|-----------|--------------|--------------|------------|------------|-----------|------------|--------------|------------|-----------|----------|
|               |           |           |           | No.          | Yards        | Avg.       | LG         | TD        | No.        | Yards        | Avg.       | LG        | TD       |
| 2008          | Baltimore | 13        | 4         | 107          | 454          | 4.2        | 60         | 0         | 33         | 273          | 8.3        | 40        | 0        |
| 2009          | Baltimore | 16        | 15        | *254         | *1,339       | 5.3        | 59t        | 7         | *78        | 702          | 9.0        | 63        | 1        |
| 2010          | Baltimore | 16        | 14        | *307         | *1,220       | 4.0        | 50         | *5        | 63         | 556          | 8.8        | 34        | 1        |
| 2011          | Baltimore | 16        | 16        | *291         | *1,364       | 4.7        | 70t        | *12       | *76        | 704          | 9.3        | 52        | 3        |
| 2012          | Baltimore | 16        | 16        | *257         | *1,143       | 4.4        | 46         | *9        | 61         | 478          | 7.8        | 43        | 1        |
| 2013          | Baltimore | 15        | 15        | *214         | *660         | 3.1        | 47         | *4        | 58         | 321          | 5.5        | 22        | 0        |
| <b>Totals</b> |           | <b>92</b> | <b>80</b> | <b>1,430</b> | <b>6,180</b> | <b>4.3</b> | <b>70t</b> | <b>37</b> | <b>369</b> | <b>3,034</b> | <b>8.2</b> | <b>63</b> | <b>6</b> |

\*LED TEAM

## CAREER SINGLE-GAME HIGHS (REGULAR SEASON)

### RUSHING

#### Carries:

31 (12/19/10 vs. NO)

#### Yardage:

204 (12/4/11 at Cle.)

#### Long Gain:

70t (1/1/12 at Cin.)

#### Touchdowns:

3 (10/30/11 vs. Ari.)

### RECEIVING

#### Receptions:

10 (10/18/09 at Min.)

#### Yardage:

117 (10/18/09 at Min.)

#### Long Gain:

63 (10/18/09 at Min.)

#### Touchdowns:

1 6 times (last: 12/23/12 vs. NYG)

**100-yard Rushing Games:** 18 (last: 131 yard, 11/17/13 at Chi.)

**100-yard Receiving Games:** 1 (117 yards, 10/18/09 at Min.)

**Additional Statistics:** Rice returned 7 KO's for 161 yards, for a 23.0 avg., with a long of 30 as a rookie in 2008...Also has 2 passing attempts with 1 completion (a 1-yard TD to TE Ed Dickson - 11/13/11 at Sea.)

## POSTSEASON

| Year          | Team      | GP        | GS        | RUSHING    |            |            |            |          | RECEIVING |            |            |           |          |
|---------------|-----------|-----------|-----------|------------|------------|------------|------------|----------|-----------|------------|------------|-----------|----------|
|               |           |           |           | No.        | Yards      | Avg.       | LG         | TD       | No.       | Yards      | Avg.       | LG        | TD       |
| 2008          | Baltimore | 2         | 0         | 1          | 2          | 2.0        | 2          | 0        | 3         | 43         | 14.3       | 22        | 0        |
| 2009          | Baltimore | 2         | 2         | 35         | 226        | 6.5        | 83t        | 2        | 9         | 60         | 6.7        | 26        | 0        |
| 2010          | Baltimore | 2         | 2         | 29         | 89         | 3.1        | 14t        | 1        | 12        | 74         | 6.2        | 11        | 1        |
| 2011          | Baltimore | 2         | 2         | 42         | 127        | 3.0        | 12         | 0        | 5         | 31         | 6.2        | 20        | 0        |
| 2012          | Baltimore | 4         | 4         | 84         | 306        | 3.6        | 32         | 2        | 8         | 88         | 11.0       | 47        | 0        |
| <b>Totals</b> |           | <b>12</b> | <b>10</b> | <b>191</b> | <b>750</b> | <b>3.9</b> | <b>83t</b> | <b>5</b> | <b>37</b> | <b>296</b> | <b>8.0</b> | <b>47</b> | <b>1</b> |

# RAVENS RANTS: RAY RICE

## RICE RANKS AMONG THE BEST



Three-time Pro Bowl RB **Ray Rice** owns the NFL's most total yards from scrimmage (8,487) dating back to the 2009 season, registering 42 games where he's gained 100-or-more total yards. In 2013, Rice broke RB Jamal Lewis' all-time Ravens record for yards from scrimmage and now has 9,214 career yards (6,180 rushing and 3,034 receiving) in his six NFL seasons.

### NFL NET YARDS FROM SCRIMMAGE (Since 2009)

| Rk. | Player          | Scrim.<br>Yards | ---Rush---<br>Att-Yds TD | ---Rec.---<br>Rec-Yds TD |
|-----|-----------------|-----------------|--------------------------|--------------------------|
| 1.  | Ray Rice        | 8,487           | 1,323-5,726 37           | 336-2,761 6              |
| 2.  | Chris Johnson   | 8,480           | 1,491-6,737 41           | 229-1,743 7              |
| 3.  | Adrian Peterson | 8,318           | 1,432-7,014 64           | 166-1,304 4              |

### Rice Quick Hits: Since 2009...

- Rice averages 72.5 rushing yards per game (NFL's 10th best average).
- Rice averages 107.4 total yards from scrimmage per game, the NFL's fourth-best average.
- Rice averages 4.3 receptions and 34.9 receiving yards per game, both marks second only to Darren Sproles (4.4 for 39.4) among NFL RBs.

## RICE RANKS NO. 1

### RAVENS CAREER YARDS FROM SCRIMMAGE

| Rk. | Player        | Scrim.<br>Yards | ---Rush---<br>Att-Yds TD | ---Rec.---<br>Rec-Yds TD |
|-----|---------------|-----------------|--------------------------|--------------------------|
| 1.  | Ray Rice      | 9,214           | 1,430-6,180 37           | 369-3,034 6              |
| 2.  | Jamal Lewis   | 9,166           | 1,822-7,801 45           | 160-1,365 2              |
| 3.  | Derrick Mason | 5,778           | 3-1 0                    | 471-5,777 29             |

## RB RECEIVING RECORDS

**RB Ray Rice** is the Ravens' career receiving leader by a RB (369-3,034). In 2013, Rice had 58 catches for 321 yards and posted 50 catches for a fifth-straight year, tying Todd Heap for the second-most such campaigns in team history (Derrick Mason had six seasons).

### RECEIVING YARDS BY A RUNNING BACK (Ravens Single-Game History)

| Rk. | Player        | Game/Date         | Yards | Rec. | Avg. |
|-----|---------------|-------------------|-------|------|------|
| 1.  | Ray Rice      | 10/18/09 at Min.  | 117   | 10   | 11.7 |
| 2.  | Jamal Lewis   | 12/08/02 vs. NO   | 108   | 4    | 27.0 |
| 3.  | Priest Holmes | 10/11/98 vs. Ten. | 98    | 13   | 7.5  |
| 4.  | Ray Rice      | 11/7/10 vs. Mia.  | 97    | 7    | 13.9 |
| 5.  | Earnest Byner | 10/27/96 vs. STL  | 96    | 6    | 16.0 |
| 6.  | Ray Rice      | 11/8/09 at Cin.   | 87    | 8    | 10.9 |
| 7.  | Ray Rice      | 9/25/11 at STL    | 83    | 5    | 16.6 |
| 8.  | Ray Rice      | 12/19/10 vs. NO   | 80    | 5    | 16.0 |
| 9.  | Ray Rice      | 10/11/09 vs. Cin. | 74    | 7    | 10.6 |
| 10. | Bam Morris    | 11/10/96 at Jax.  | 73    | 3    | 24.3 |

## RAVENS ALL-TIME RUSHING

| Rk. | Player         | Att.  | Yards | Avg. | LG  | TD |
|-----|----------------|-------|-------|------|-----|----|
| 1.  | Jamal Lewis    | 1,822 | 7,801 | 4.3  | 82t | 45 |
| 2.  | Ray Rice       | 1,430 | 6,180 | 4.3  | 70t | 37 |
| 3.  | Willis McGahee | 673   | 2,802 | 4.2  | 77t | 31 |

## HUNDREDS ALL AROUND

**RB Ray Rice** has compiled 44 games with at least 100 total yards from scrimmage during his career, including 42 since he became a full-time starter and earned his first Pro Bowl in 2009. Rice's 42 games dating back to '09 rank as the NFL's second most.

### GAMES W/ 100+ TOTAL YARDS FROM SCRIMMAGE (Running Backs / Since 2009)

| Rk. | Player (Team)                     | 100-Yard Games |
|-----|-----------------------------------|----------------|
| 1.  | Adrian Peterson (Min.)            | 44             |
| 2.  | Ray Rice (Bal.)                   | 42             |
| 3.  | Chris Johnson (Ten.)              | 39             |
|     | Matt Forte (Chi.)                 | 39             |
| 5.  | J. Charles (KC) / L. McCoy (Phi.) | 37             |

### RAY RICE'S TOP THREE YARDS FROM SCRIMMAGE (Since Career Began in 2008)

| Rk. | Date/Opp.         | Total<br>Yards | ---Rush---<br>Att-Yds TD | ---Pass---<br>Rec-Yds TD |
|-----|-------------------|----------------|--------------------------|--------------------------|
| 1.  | 12/19/10 vs. NO   | 233            | 31-153 1                 | 5-80 1                   |
| 2.  | 12/13/09 vs. Det. | 219            | 13-166 1                 | 4-53 0                   |
| 3.  | 12/4/11 at Cle.   | 214            | 29-204 1                 | 2-10 0                   |

## TOP RB TARGET

**RB Ray Rice** ranks first in the NFL in catches and second in receiving yards by a RB since 2008, amassing 369 receptions for 3,034 yards. Rice also owns 104 catches for 961 yards on third down during this time, tying Darren Sproles (104 for 1,042) for the most such catches and second-most such yards among NFL RBs.

### NFL RECEPTIONS BY A RB (Since 2008)

1. Ray Rice (Bal.) . . . . 369
2. Darren Sproles (NO) . . 365
3. Matt Forte (Chi.) . . . 341

### NFL RECEIVING YARDS BY A RB (Since 2008)

1. Darren Sproles (NO) . . 3,340
2. Ray Rice (Bal.) . . . . 3,034
3. Matt Forte (Chi.) . . . ,2919

## RICE TRENDS

Since **RB Ray Rice** entered the NFL in 2008, here are Baltimore's records when he hits a certain milestone during a game:

|   |                                       |
|---|---------------------------------------|
| With 100+ rushing yards . . . . . 14-4    | With 100+ scrimmage yards . . . 31-13 |
| With 15+ rushing attempts . . . . . 41-8  | With 150+ scrimmage yards . . . 13-4  |
| With at least 1 rushing TD . . . . . 22-6 | With 175+ scrimmage yards . . . . 6-1 |

## 1,000/700 CLUB

**RB Ray Rice** and Marshall Faulk are the only players in NFL history to post multiple 1,000-yard rushing/700-yard receiving seasons.

### PLAYERS WITH 1,000 RUSHING & 700 RECEIVING YARDS (Single-Season NFL History)

| Player (Year)              | Rushing Yards | Receiving Yards |
|----------------------------|---------------|-----------------|
| Marcus Allen (1984)        | 1,168         | 758             |
| William Andrews (1981)     | 1,301         | 735             |
| Roger Craig (1985)         | 1,050         | 1,016           |
| Marshall Faulk (2001)      | 1,382         | 765             |
| Marshall Faulk (2000)      | 1,359         | 830             |
| Marshall Faulk (1999)      | 1,381         | 1,048           |
| Marshall Faulk (1998)      | 1,319         | 908             |
| Steven Jackson (2006)      | 1,528         | 806             |
| Ray Rice (2011)            | 1,364         | 704             |
| Ray Rice (2009)            | 1,339         | 702             |
| LaDainian Tomlinson (2003) | 1,645         | 725             |
| Brian Westbrook (2007)     | 1,333         | 771             |



BALTIMORE  
**RAVENS**

**34**

**BERNARD SCOTT**  
RUNNING BACK | 5-10 | 195

COLLEGE: Abilene Christian HS: Wichita Falls (TX)

BORN: 2/10/84, Wichita Falls, Texas

EXP. (NFL/RAVENS): 5/1 GP/GS (PLAYOFFS): 49/3 (2/0)

**2013 SEASON HIGHLIGHTS:** Saw action in two games after signing with the Ravens on 10/28...Carried the ball 4 times for 14 yards and recorded 2 receptions for 10 yards

- Carried the ball 2 times for 3 yards and had 1 reception for 8 yards in **game 16 at Cin. (12/29)**
- Saw his first game action as a Raven and carried the ball 2 times for 11 yards and had 1 reception for 2 yards in **game 15 vs. NE (12/22)**
- Re-signed with the Ravens on 12/10 after being released on 12/7
- Was a game-day inactive in **games 8-12**
- Signed by the Ravens on 10/28...Was placed on the Bengals' PUP list (knee) on 8/31 and was activated off the list on 9/17 before being waived on the same day

**CAREER HIGHLIGHTS:**

- Carried the ball a career-high 22 times for 76 yards at Sea. (10/30/11) while with the Bengals
- Scored his first-career TD (10-yard rush) vs. SD (12/26/10)
- Set career highs in receptions (5), receiving yards (43) and long reception (25) at Atl. (10/24/10)
- Rushed 21 times for a career-high 119 yards (5.7 avg.), including a career-long 61-yarder at Oak. (11/22/09)
- Posted career highs in KORs (5), KOR yards (204) and long KOR (96t) at Pit. (11/15/09)

**2013**

**GAME-BY-GAME OFFENSE**

| RAVENS<br>Date/Opp. | RUSHING  |           |            |          |          | RECEIVING |           |            |          |          |
|---------------------|----------|-----------|------------|----------|----------|-----------|-----------|------------|----------|----------|
|                     | No.      | Yds.      | Avg.       | LG       | TD       | No.       | Yds.      | Avg.       | LG       | TD       |
| 9/5 @ Den.          |          |           |            |          |          | --        | --        | --         | --       | --       |
| 9/15 vs. Cle.       |          |           |            |          |          | --        | --        | --         | --       | --       |
| 9/22 vs. Hou.       |          |           |            |          |          | --        | --        | --         | --       | --       |
| 09/29 @ Buf.        |          |           |            |          |          | --        | --        | --         | --       | --       |
| 10/6 @ Mia.         |          |           |            |          |          | --        | --        | --         | --       | --       |
| 10/13 vs. GB        |          |           |            |          |          | --        | --        | --         | --       | --       |
| 10/20 @ Pit.        |          |           |            |          |          | --        | --        | --         | --       | --       |
| 11/3 @ Cle.         |          |           |            |          |          | --        | --        | --         | --       | --       |
| 11/10 vs. Cin.      |          |           |            |          |          | --        | --        | --         | --       | --       |
| 11/17 @ Chi.        |          |           |            |          |          | --        | --        | --         | --       | --       |
| 11/24 vs. NYJ       |          |           |            |          |          | --        | --        | --         | --       | --       |
| 11/28 vs. Pit.      |          |           |            |          |          | --        | --        | --         | --       | --       |
| 12/8 vs. Min.       |          |           |            |          |          | --        | --        | --         | --       | --       |
| 12/16 @ Det.        |          |           |            |          |          | --        | --        | --         | --       | --       |
| 12/22 vs. NE        | 2        | 11        | 5.5        | 9        | 0        | 1         | 2         | 2.0        | 2        | 0        |
| 12/29 @ Cin.        | 2        | 3         | 1.5        | 2        | 0        | 1         | 8         | 8.0        | 8        | 0        |
| <b>Totals</b>       | <b>4</b> | <b>14</b> | <b>3.5</b> | <b>9</b> | <b>0</b> | <b>2</b>  | <b>10</b> | <b>5.0</b> | <b>8</b> | <b>0</b> |



# 34 BERNARD SCOTT

## REGULAR SEASON

| Year          | Team       | GP        | GS       | RUSHING    |              |            |           |          | RECEIVING |            |            |           |          |
|---------------|------------|-----------|----------|------------|--------------|------------|-----------|----------|-----------|------------|------------|-----------|----------|
|               |            |           |          | No.        | Yards        | Avg.       | LG        | TD       | No.       | Yards      | Avg.       | LG        | TD       |
| 2009          | Cincinnati | 13        | 2        | 74         | 321          | 4.3        | 61        | 0        | 5         | 67         | 13.4       | 23        | 0        |
| 2010          | Cincinnati | 16        | 0        | 61         | 299          | 4.9        | 18        | 1        | 11        | 60         | 5.5        | 25        | 0        |
| 2011          | Cincinnati | 16        | 1        | 112        | 380          | 3.4        | 25t       | 3        | 13        | 38         | 2.9        | 14        | 0        |
| 2012          | Cincinnati | 2         | 0        | 8          | 35           | 4.4        | 29        | 0        | 0         | 0          | 0.0        | 0         | 0        |
| 2013          | Baltimore  | 2         | 0        | 4          | 14           | 3.5        | 9         | 0        | 2         | 10         | 5.0        | 8         | 0        |
| <b>Totals</b> |            | <b>49</b> | <b>3</b> | <b>259</b> | <b>1,049</b> | <b>4.1</b> | <b>61</b> | <b>4</b> | <b>31</b> | <b>175</b> | <b>5.6</b> | <b>25</b> | <b>0</b> |

SPECIAL TEAMS TACKLES (4): 2009 (3); 2010 (1)

## CAREER SINGLE-GAME HIGHS (REGULAR SEASON)

### RUSHING

#### Carries:

22 (10/30/11 at Sea.)

#### Yardage:

119 (11/22/09 at Oak.)

#### Long Gain:

61 (11/22/09 at Oak.)

#### Touchdowns:

1 4 times (last: 1/1/12 vs. Bal.)

### RECEIVING

#### Receptions:

5 (10/24/10 at Atl.)

#### Yardage:

43 (10/24/10 at Atl.)

#### Long Gain:

25 (10/24/10 at Atl.)

#### Touchdowns:

None

## KICKOFF RETURNS

| Year          | Team       | GP        | GS       | KICKOFF RETURNS |              |             |            |          | PUNT RETURNS |          |          |            |          |          |
|---------------|------------|-----------|----------|-----------------|--------------|-------------|------------|----------|--------------|----------|----------|------------|----------|----------|
|               |            |           |          | No.             | Yards        | Avg.        | LG         | TD       | No.          | FC       | Yards    | Avg.       | LG       | TD       |
| 2009          | Cincinnati | 13        | 2        | 16              | 504          | 31.5        | 96t        | 1        | 0            | 0        | 0        | 0.0        | 0        | 0        |
| 2010          | Cincinnati | 16        | 0        | 56              | 1,257        | 22.4        | 60         | 0        | 0            | 0        | 0        | 0.0        | 0        | 0        |
| 2011          | Cincinnati | 16        | 1        | 1               | 26           | 26.0        | 26         | 0        | 0            | 0        | 0        | 0.0        | 0        | 0        |
| 2012          | Cincinnati | 2         | 0        | 0               | 0            | 0.0         | 0          | 0        | 0            | 0        | 0        | 0.0        | 0        | 0        |
| 2013          | Cin./Bal.  | 0         | 0        | 0               | 0            | 0.0         | 0          | 0        | 0            | 0        | 0        | 0.0        | 0        | 0        |
| <b>Totals</b> |            | <b>47</b> | <b>3</b> | <b>73</b>       | <b>1,787</b> | <b>24.5</b> | <b>96t</b> | <b>1</b> | <b>0</b>     | <b>0</b> | <b>0</b> | <b>0.0</b> | <b>0</b> | <b>0</b> |

## POSTSEASON

| Year          | Team       | GP       | GS       | RUSHING  |           |            |          |          | RECEIVING |           |            |           |          |
|---------------|------------|----------|----------|----------|-----------|------------|----------|----------|-----------|-----------|------------|-----------|----------|
|               |            |          |          | No.      | Yards     | Avg.       | LG       | TD       | No.       | Yards     | Avg.       | LG        | TD       |
| 2009          | Cincinnati | 1        | 0        | 0        | 0         | 0.0        | 0        | 0        | 0         | 0         | 0.0        | 0         | 0        |
| 2011          | Cincinnati | 1        | 0        | 6        | 11        | 1.8        | 4        | 0        | 3         | 29        | 9.7        | 11        | 0        |
| <b>Totals</b> |            | <b>2</b> | <b>0</b> | <b>6</b> | <b>11</b> | <b>1.8</b> | <b>4</b> | <b>0</b> | <b>3</b>  | <b>29</b> | <b>9.7</b> | <b>11</b> | <b>0</b> |



BALTIMORE  
**RAVENS**

**68**

**A.Q. SHIPLEY**  
CENTER | 6-1 | 309


**COLLEGE:** Penn State **HS:** Moon Area (Moon Township, PA)  
**BORN:** 5/22/86, Beaver County, PA  
**EXP. (NFL/RAVENS):** 3/1 **GP/GS (PLAYOFFS):** 30/14 (1/0)

**2013 SEASON HIGHLIGHTS: (GP/GS 16/9)** Played in all 16 games, including nine starts at LG and helped QB Joe Flacco set career highs in attempts (614), completions (362) and passing yards (3,912)

- Started at LG and helped protect QB Joe Flacco, allowing time for him to complete 65.4% of his passes (17 of 26) for 273 yards and a TD, including 2 60-plus-yard completions (60-yarder to Torrey Smith and a 66-yard TD pass to Jacoby Jones), in the 19-3 win in **game 11 vs. NYJ (11/24)**
- Started at LG and helped protect Flacco, allowing him to surpass the 20,000-yard career passing mark and helped the Ravens rush for 174 yards and 1 TD, including a season-high 131 (and 1 TD) by RB Ray Rice, in **game 10 at Chi. (11/17)**
- Started at LG for an injured Kelechi Osemele (back) in **game 8 at Cle. (11/3)**
- Saw extensive action at LG for an injured Kelechi Osemele (back) and helped the Ravens total 384 yards, including 133 yards and 2 TDs rushing, in the 26-23 victory in **game 5 at Mia. (10/6)**
- Saw action on special teams in **games 1-7**

**CAREER HIGHLIGHTS:**

- Saw action in 14 games, including five starts with the Colts in 2012
- Started his first-career game on 10/7/12 vs. GB while with the Colts



BALTIMORE  
**RAVENS**

**94**

**JOHN SIMON**  
OUTSIDE LINEBACKER | 6-1 | 257

**COLLEGE:** Ohio State **HS:** Cardinal Mooney (Youngstown, OH)  
**BORN:** 10/14/90, Youngstown, OH  
**EXP. (NFL/RAVENS):** Rookie **GP/GS (PLAYOFFS):** 7/0 (0/0)

**2013 SEASON HIGHLIGHTS:** Played in seven games on special teams and recorded 4 solo ST tackles as a rookie

- Posted a solo special teams tackle in **game 15 vs. NE (12/22)**
- Saw his first-career action from scrimmage and played on special teams in the 29-26 win in **game 13 vs. Min. (12/8)**
- Played on special teams in **game 7 at Pit. (10/20)**
- Was a game-day inactive in **game 6 vs. GB (10/13)**
- Saw action on special teams in the 26-23 victory in **game 5 at Mia. (10/6)**
- Recorded a solo special teams tackle in **game 4 at Buf. (9/29)**
- Posted a solo special teams tackle in the 30-9 victory in **game 3 vs. Hou. (9/22)**
- Played in his first-career NFL game and recorded a solo special teams tackle in the 14-6 victory in **game 2 vs. Cle. (9/15)**
- Was a game-day inactive in **game 1 at Den. (9/5)**

**COLLEGE HIGHLIGHTS:**

- Totaled 154 tackles, 20.5 sacks, 10 PD, 3 FRs and 43 TFL
- Saw action in 50 games, including 37-consecutive starts
- Was just the eighth two-time (2011-12) team captain in Ohio State history
- Finished his career ranked seventh all-time at Ohio State in sacks (20.5) and TFL (43)

**COLLEGE HONORS:**

- Big Ten Defensive Player of the Year (2012)
- First-team All-Big Ten by the media and coaches (2012)
- Second-team All-American by the Walter Camp Foundation (2012)
- Ohio State Team MVP (2012)
- Two-time third-team All-American by the *Associated Press* (2011-12)

**2013**

**GAME-BY-GAME DEFENSE**

**RAVENS**

| Date/Opp.      | TT       | Solo     | Asst.    | Sacks                       | INT        | PD       | FF       | FR       |
|----------------|----------|----------|----------|-----------------------------|------------|----------|----------|----------|
| 9/5 @ Den.     |          |          |          | INACTIVE                    |            |          |          |          |
| 9/15 vs. Cle.  |          |          |          | SAW ACTION ON SPECIAL TEAMS |            |          |          |          |
| 9/22 vs. Hou.  |          |          |          | SAW ACTION ON SPECIAL TEAMS |            |          |          |          |
| 9/29 @ Buf.    |          |          |          | SAW ACTION ON SPECIAL TEAMS |            |          |          |          |
| 10/6 @ Mia.    |          |          |          | SAW ACTION ON SPECIAL TEAMS |            |          |          |          |
| 10/13 vs. GB   |          |          |          | INACTIVE                    |            |          |          |          |
| 10/20 @ Pit.   |          |          |          | SAW ACTION ON SPECIAL TEAMS |            |          |          |          |
| 11/3 @ Cle.    |          |          |          | INACTIVE                    |            |          |          |          |
| 11/10 vs. Cin. |          |          |          | INACTIVE                    |            |          |          |          |
| 11/17 @ Chi.   |          |          |          | INACTIVE                    |            |          |          |          |
| 11/24 vs. NYJ  |          |          |          | INACTIVE                    |            |          |          |          |
| 11/28 vs. Pit. |          |          |          | INACTIVE                    |            |          |          |          |
| 12/8 vs. Min.  | 0        | 0        | 0        | 0-0                         | 0-0        | 0        | 0        | 0        |
| 12/16 @ Det.   |          |          |          | INACTIVE                    |            |          |          |          |
| 12/22 vs. NE   |          |          |          | SAW ACTION ON SPECIAL TEAMS |            |          |          |          |
| 12/29 @ Cin.   |          |          |          | INACTIVE                    |            |          |          |          |
| <b>Totals</b>  | <b>0</b> | <b>0</b> | <b>0</b> | <b>0-0</b>                  | <b>0-0</b> | <b>0</b> | <b>0</b> | <b>0</b> |

**2013**

**GAME-BY-GAME SPECIAL TEAMS TACKLES**

**RAVENS**

| Date/Opp.      | TT       | Solo     | Asst.    | FF       | FR       | BK       |
|----------------|----------|----------|----------|----------|----------|----------|
| 9/5 @ Den.     |          |          |          | INACTIVE |          |          |
| 9/15 vs. Cle.  | 1        | 1        | 0        | 0        | 0        | 0        |
| 9/22 vs. Hou.  | 1        | 1        | 0        | 0        | 0        | 0        |
| 9/29 @ Buf.    | 1        | 1        | 0        | 0        | 0        | 0        |
| 10/6 @ Mia.    | 0        | 0        | 0        | 0        | 0        | 0        |
| 10/13 vs. GB   |          |          |          | INACTIVE |          |          |
| 10/20 @ Pit.   | 0        | 0        | 0        | 0        | 0        | 0        |
| 11/3 @ Cle.    |          |          |          | INACTIVE |          |          |
| 11/10 vs. Cin. |          |          |          | INACTIVE |          |          |
| 11/17 @ Chi.   |          |          |          | INACTIVE |          |          |
| 11/24 vs. NYJ  |          |          |          | INACTIVE |          |          |
| 11/28 vs. Pit. |          |          |          | INACTIVE |          |          |
| 12/8 vs. Min.  | 0        | 0        | 0        | 0        | 0        | 0        |
| 12/16 @ Det.   |          |          |          | INACTIVE |          |          |
| 12/22 vs. NE   | 1        | 1        | 0        | 0        | 0        | 0        |
| 12/29 @ Cin.   |          |          |          | INACTIVE |          |          |
| <b>Totals</b>  | <b>4</b> | <b>4</b> | <b>0</b> | <b>0</b> | <b>0</b> | <b>0</b> |

**REGULAR SEASON**

| Year          | Team      | GP       | GS       | TACKLES  |          |          | SACKS      |            | INTERCEPTIONS |          |          |          |          | FUMBLES  |          |          |          |          |
|---------------|-----------|----------|----------|----------|----------|----------|------------|------------|---------------|----------|----------|----------|----------|----------|----------|----------|----------|----------|
|               |           |          |          | TT       | Solo     | Asst.    | No.        | Yards      | No.           | Yards    | LG       | TD       | PD       | FF       | FR       | Yards    |          |          |
| 2013          | Baltimore | 7        | 0        | 0        | 0        | 0        | 0.0        | 0.0        | 0             | 0        | 0        | 0        | 0        | 0        | 0        | 0        | 0        | 0        |
| <b>Totals</b> |           | <b>7</b> | <b>0</b> | <b>0</b> | <b>0</b> | <b>0</b> | <b>0.0</b> | <b>0.0</b> | <b>0</b>      | <b>0</b> | <b>0</b> | <b>0</b> | <b>0</b> | <b>0</b> | <b>0</b> | <b>0</b> | <b>0</b> | <b>0</b> |

**SPECIAL TEAMS TACKLES (4):** 2013 (4)

**CAREER SINGLE-GAME HIGHS (REGULAR SEASON)**

**Total Tackles:** None  
**Sacks:** None  
**Forced Fumbles:** None  
**Passes Defensed:** None  
**Solo Tackles:** None  
**Interceptions:** None  
**Fumble Recoveries:** None



BALTIMORE  
**RAVENS**

**51**

**DARYL SMITH**  
LINEBACKER | 6-2 | 248

COLLEGE: Georgia Tech HS: Dougherty (Albany, GA)  
BORN: 3/14/82, Albany, GA  
EXP. (NFL/RAVENS): 10/1 GP/GS (PLAYOFFS): 142/140 (3/3)

**2013 SEASON HIGHLIGHTS:** Started all 16 games and led the Ravens with 123 tackles (57 solo), while establishing career highs in sacks (5 for -43.5 yards) and INTs (3)...Also recorded 2 FFs and posted a career-high and Ravens' LB franchise-record 19 PD

- Led the team with 11 tackles and posted a half-sack (-4 yards) and 1 PD in **game 15 vs. NE (12/22)**
- Recorded 5 tackles, 1 sack, 1 PD and 1 INT in the 18-16 victory in **game 14 at Det. (12/16)**
- Crossed the 100-tackle mark for the eighth time in his career (102) after posting 7 tackles and 2 PD in the 29-26 win in **game 13 vs. Min. (12/8)**...Established a single-season franchise-record for LBs with his 17th PD (Ray Lewis had 13 in 2003)
- Led the team with 9 tackles and recorded 1 FF (recovered by the Ravens, leading to a FG five plays later) in **game 7 at Pit. (10/20)**
- Tied for the team lead (James Ihedigbo and Terrell Suggs) with 10 tackles and netted a PD in **game 6 vs. GB (10/13)**
- Led the team with 6 solo tackles and had 1 PD for a defense that allowed 22 rushing yards (fourth fewest by an opponent in franchise history) in the 26-23 victory in **game 5 at Mia. (10/6)**
- Recorded 12 tackles, 1 INT and 1 PD for a defense that forced 3 turnovers in **game 4 at Buf. (9/29)**...His 2 INTs in 2013 were a then-single-season career high
- Led the team with 10 tackles (7 solo) and returned an INT 37 yards for his first-career INT-TD for a defense that did not allow a TD for the second-consecutive contest and held the Texans to 25% (3-of-12) on third down in the 30-9 victory in **game 3 vs. Hou. (9/22)**
- Started and led the team with 11 tackles, tied a career high with 1.5 sacks (-14.5 yards) and posted 2 PD for a defense that didn't allow a TD and held the Browns to 27% (4-of-15) on third down in the 14-6 victory in **game 2 vs. Cle. (9/15)**
- Started and produced 4 tackles (3 solo) and a team-high 2 PD in **game 1 at Den. (9/5)**

**CAREER HIGHLIGHTS:**

- Intercepted QB Matt Schaub, returning it 37 yards for a TD for his first-career INT-TD vs. Hou. (9/22/13)
- Smith's 1,096 tackles with the Jaguars are a franchise record
- Led the Jaguars in tackles in three seasons (2006, 2009 and 2010)
- Posted a career-high 170 tackles in 2006
- Posted a career-high and Ravens LB franchise-record 19 PD (tying for the NFL's fifth most) in 2013
- Scored his first-career TD on a 77-yard FR return vs. Hou. (10/14/07)
- Recorded a safety vs. Chi. (12/12/04)

**2013**

**GAME-BY-GAME DEFENSE**

**RAVENS**

| Date/Opp.      | TT         | Solo      | Asst.     | Sacks         | INT         | PD        | FF       | FR       |
|----------------|------------|-----------|-----------|---------------|-------------|-----------|----------|----------|
| 9/5 @ Den.     | 4          | 3         | 1         | 0-0           | 0-0         | 2         | 0        | 0        |
| 9/15 vs. Cle.  | 11         | 3         | 8         | 1.5-14.5      | 0-0         | 2         | 0        | 0        |
| 9/22 vs. Hou.  | 10         | 7         | 3         | 0-0           | 1-37t       | 1         | 0        | 0        |
| 9/29 @ Buf.    | 12         | 4         | 8         | 0-0           | 1-1         | 1         | 0        | 0        |
| 10/6 @ Mia.    | 6          | 6         | 0         | 0-0           | 0-0         | 1         | 0        | 0        |
| 10/13 vs. GB   | 10         | 1         | 9         | 0-0           | 0-0         | 1         | 0        | 0        |
| 10/20 @ Pit.   | 9          | 4         | 5         | 0-0           | 0-0         | 0         | 1        | 0        |
| 11/3 @ Cle.    | 9          | 7         | 2         | 1-13          | 0-0         | 1         | 0        | 0        |
| 11/10 vs. Cin. | 9          | 3         | 6         | 0-0           | 0-0         | 2         | 0        | 0        |
| 11/17 @ Chi.   | 6          | 4         | 2         | 0-0           | 0-0         | 0         | 1        | 0        |
| 11/24 vs. NYJ  | 3          | 2         | 1         | 1-7           | 0-0         | 3         | 0        | 0        |
| 11/28 vs. Pit. | 6          | 3         | 3         | 0-0           | 0-0         | 1         | 0        | 0        |
| 12/8 vs. Min.  | 7          | 1         | 6         | 0-0           | 0-0         | 2         | 0        | 0        |
| 12/16 @ Det.   | 5          | 2         | 3         | 1-5           | 1-3         | 1         | 0        | 0        |
| 12/22 vs. NE   | 11         | 4         | 7         | 0.5-4         | 0-0         | 1         | 0        | 0        |
| 12/29 @ Cin.   | 5          | 3         | 2         | 0-0           | 0-0         | 0         | 0        | 0        |
| <b>Totals</b>  | <b>123</b> | <b>57</b> | <b>66</b> | <b>5-43.5</b> | <b>3-41</b> | <b>19</b> | <b>2</b> | <b>0</b> |







BALTIMORE  
RAVENS

22

**JIMMY SMITH**  
CORNERBACK | 6-2 | 200

COLLEGE: Colorado HS: Colton (CA)

BORN: 7/26/88, Fontana, CA

EXP. (NFL/RAVENS): 3/3 GP/GS (PLAYOFFS): 39/21 (6/1)

**2013 SEASON HIGHLIGHTS:** Started all 16 games for the first time in his career and established career highs in tackles (58), solo tackles (49), PD (16), FFs (2), while posting a career-high-tying 2 INTs

- Posted 2 tackles, 2 PD and had an INT (in the end zone to prevent a TD) in **game 16 at Cin. (12/29)**
- Netted a career-high-tying 7 tackles and posted 2 PD in the 18-16 victory in **game 14 at Det. (12/16)**
- Started and contributed 5 tackles (4 solo) and 2 PD in the 20-17 overtime win in **game 9 vs. Cin. (11/10)**
- Started and contributed 4 solo tackles before leaving the game in the second half with a groin injury in **game 8 at Cle. (11/3)**
- Started and produced 3 tackles, 1 PD and his first INT since 2011 (a leaping grab in the end zone to thwart a Packers' scoring opportunity) in **game 6 vs. GB (10/13)**
- Started and posted 1 solo tackle for a defense that held the Dolphins to 19% on third down (3-of-16) in the 26-23 victory in **game 5 at Mia. (10/6)**
- Started and produced 5 tackles and 1 FF for a defense that forced 3 turnovers in **game 4 at Buf. (9/29)**
- Started and netted 6 solo tackles and 1 PD for a defense that did not allow a TD for the second-consecutive contest and held the Texans to 25% (3-of-12) on third down in the 30-9 victory in **game 3 vs. Hou. (9/22)**
- Started and recorded 3 solo tackles and led the team with a career-high 3 PD for a defense that didn't allow a TD and held the Browns to 27% (4-of-15) on third down in the 14-6 victory in **game 2 vs. Cle. (9/15)**
- Started and recorded 6 solo tackles, 1 PD and 1 FF in **game 1 at Den. (9/5)**

**CAREER HIGHLIGHTS:**

- Started all 16 games for the first time in his career and established career highs in tackles (58), solo tackles (49), PDs (16), FFs (2), while posting a career-high-tying 2 INTs (2012)
- Deflected a career-high 3 PD vs. Cle (9/15/13)
- Had 3 tackles and 2 PD in the 2012 playoffs, including a clutch PD in Super Bowl XLVII's final goal-line stand
- Recorded a then-career-high 31 tackles, including 27 solo and 3 PD in 2012
- Established a career high with 7 tackles vs. Cle. (12/24/11)
- Pulled in his first-career INT, which led to a Ravens' TD on the next play vs. Cin. (11/20/11)
- Recorded his first-career tackle from scrimmage (ended the game with 3 solo) vs. Cin. (11/20/11)

**2013**

**GAME-BY-GAME DEFENSE**

**RAVENS**

| Date/Opp.      | TT        | Solo      | Asst.    | Sacks      | INT        | PD        | FF       | FR       |
|----------------|-----------|-----------|----------|------------|------------|-----------|----------|----------|
| 9/5 @ Den.     | 6         | 6         | 0        | 0-0        | 0-0        | 1         | 1        | 0        |
| 9/15 vs. Cle.  | 3         | 3         | 0        | 0-0        | 0-0        | 3         | 0        | 0        |
| 9/22 vs. Hou.  | 6         | 6         | 0        | 0-0        | 0-0        | 1         | 0        | 0        |
| 9/29 @ Buf.    | 4         | 3         | 1        | 0-0        | 0-0        | 0         | 0        | 0        |
| 10/6 @ Mia.    | 1         | 1         | 0        | 0-0        | 0-0        | 0         | 0        | 0        |
| 10/13 vs. GB   | 3         | 2         | 1        | 0-0        | 1-0        | 1         | 0        | 0        |
| 10/20 @ Pit.   | 3         | 2         | 1        | 0-0        | 0-0        | 0         | 0        | 0        |
| 11/3 @ Cle.    | 4         | 4         | 0        | 0-0        | 0-0        | 0         | 0        | 0        |
| 11/10 vs. Cin. | 5         | 4         | 1        | 0-0        | 0-0        | 2         | 0        | 0        |
| 11/17 @ Chi.   | 4         | 3         | 1        | 0-0        | 0-0        | 2         | 0        | 0        |
| 11/24 vs. NYJ  | 3         | 2         | 1        | 0-0        | 0-0        | 0         | 0        | 0        |
| 11/28 vs. Pit. | 2         | 2         | 0        | 0-0        | 0-0        | 1         | 0        | 0        |
| 12/8 vs. Min.  | 1         | 1         | 0        | 0-0        | 0-0        | 1         | 1        | 0        |
| 12/16 @ Det.   | 7         | 6         | 1        | 0-0        | 0-0        | 2         | 0        | 0        |
| 12/22 vs. NE   | 4         | 3         | 1        | 0-0        | 0-0        | 0         | 0        | 0        |
| 12/29 @ Cin.   | 2         | 1         | 1        | 0-0        | 1-0        | 2         | 0        | 0        |
| <b>Totals</b>  | <b>58</b> | <b>49</b> | <b>9</b> | <b>0-0</b> | <b>2-0</b> | <b>16</b> | <b>2</b> | <b>0</b> |

# 22 JIMMY SMITH

## REGULAR SEASON

| Year          | Team      | GP        | GS        | TACKLES    |           |           | SACKS      |            | INTERCEPTIONS |           |           |          |           | FUMBLES  |          |          |
|---------------|-----------|-----------|-----------|------------|-----------|-----------|------------|------------|---------------|-----------|-----------|----------|-----------|----------|----------|----------|
|               |           |           |           | TT         | Solo      | Asst.     | No.        | Yards      | No.           | Yards     | LG        | TD       | PD        | FF       | FR       | Yards    |
| 2011          | Baltimore | 12        | 3         | 18         | 18        | 0         | 0.0        | 0.0        | 2             | 48        | 32        | 0        | 8         | 0        | 0        | 0        |
| 2012          | Baltimore | 11        | 2         | 31         | 27        | 4         | 0.0        | 0.0        | 0             | 0         | 0         | 0        | 3         | 0        | 0        | 0        |
| 2013          | Baltimore | 16        | 16        | 58         | 49        | 9         | 0.0        | 0.0        | 2             | 0         | 0         | 0        | 16        | 2        | 0        | 0        |
| <b>Totals</b> |           | <b>39</b> | <b>21</b> | <b>107</b> | <b>94</b> | <b>13</b> | <b>0.0</b> | <b>0.0</b> | <b>4</b>      | <b>48</b> | <b>32</b> | <b>0</b> | <b>27</b> | <b>2</b> | <b>0</b> | <b>0</b> |

SPECIAL TEAMS TACKLES (5): 2011 (2); 2012 (3)

## CAREER SINGLE-GAME HIGHS (REGULAR SEASON)

**Total Tackles:** 7 4 times (last: 12/16/13 at Det.)  
**Sacks:** None  
**Forced Fumbles:** 1 2 times (12/8/13 vs. Min.)  
**Passes Defensed:** 3 (9/15/13 vs. Cle.)

**Solo Tackles:** 7 2 times (last: 10/14/12 vs. Dal.)  
**INTs:** 1 4 times (last: 12/29/13 at Cin.)  
**Fumble Recoveries:** None

## POSTSEASON

| Year          | Team      | GP       | GS       | TACKLES  |          |          | SACKS      |            | INTERCEPTIONS |           |           |          |          | FUMBLES  |          |          |
|---------------|-----------|----------|----------|----------|----------|----------|------------|------------|---------------|-----------|-----------|----------|----------|----------|----------|----------|
|               |           |          |          | TT       | Solo     | Asst.    | No.        | Yards      | No.           | Yards     | LG        | TD       | PD       | FF       | FR       | Yards    |
| 2011          | Baltimore | 2        | 1        | 3        | 1        | 2        | 0.0        | 0.0        | 1             | 39        | 39        | 0        | 1        | 0        | 0        | 0        |
| 2012          | Baltimore | 4        | 0        | 3        | 3        | 0        | 0.0        | 0.0        | 0             | 0         | 0         | 0        | 2        | 0        | 0        | 0        |
| <b>Totals</b> |           | <b>6</b> | <b>1</b> | <b>6</b> | <b>4</b> | <b>2</b> | <b>0.0</b> | <b>0.0</b> | <b>1</b>      | <b>39</b> | <b>39</b> | <b>0</b> | <b>3</b> | <b>0</b> | <b>0</b> | <b>0</b> |



BALTIMORE  
**RAVENS**

**82**

**TORREY SMITH**  
WIDE RECEIVER | 6-0 | 205

COLLEGE: Maryland HS: Stafford (Falmouth, VA)  
BORN: 1/26/89, Colonial Beach, VA  
EXP. (NFL/RAVENS): 3/3 GP/GS (PLAYOFFS): 48/46 (6/5)

**2013 SEASON HIGHLIGHTS:** Started all 16 games and led the team with career highs in receptions (65), receiving yards (1,128), a career-high-tying 17.4 ypc average and 4 TDs...Became the first Ravens player since 2009 (Derrick Mason - 1,028) to produce 1,000-plus receiving yards in a season

- Netted 3 receptions for a team-high 69 yards, including a game-high 42-yarder, in **game 15 vs. NE (12/22)**
- Became the first Ravens player since 2009 (Derrick Mason - 1,028) to produce 1,000-plus yards receiving in a season, as he crossed the 1,000-yard mark (1,032) for the first time in his career after netting 4 receptions for 69 yards in the 18-16 victory in **game 14 at Det. (12/16)**...Smith also became the Ravens' career leader in 25-plus yard receptions
- Established a new single-season career high with his 54th reception (led the team with 6 receptions for 93 yards and 1 TD) in the 22-20 win in **game 12 vs. Pit. (11/28)**
- Recorded 2 receptions for 74 yards (establishing a new single-season career high with 859 receiving yards) in the 19-3 win in **game 11 vs. NYJ (11/24)**
- Led the Ravens with 5 receptions for 32 yards and 1 TD in **game 10 at Chi. (11/17)**
- Led the team with 6 receptions for a game-high 121 yards, becoming the first Raven to post back-to-back 100-yard receiving games since Qadry Ismail had three straight in 1999, in the 26-23 victory in **game 5 at Mia. (10/6)**
- Led the team with 5 receptions for a career-high 166 yards (including a career-long-tying 74-yard catch) and 1 TD in **game 4 at Buf. (9/29)**...His 166 receiving yards are the third most in Ravens single-game history
- Led the team with 5 receptions for 92 yards (18.4 avg.), including a 48-yard catch, in the 30-9 victory in **game 3 vs. Hou. (9/22)**
- Led the team with a career-high-tying 7 receptions for a team-leading 85 yards in the 14-6 victory in **game 2 vs. Cle. (9/15)**
- Pulled in his 100th-career reception, finishing the game with 4 catches for a team-high 92 yards (23.0 avg.), in **game 1 at Den. (9/5)**

#### CAREER HIGHLIGHTS:

- Became the first Ravens player since 2009 (Derrick Mason - 1,028) to produce 1,000-plus receiving yards in a season, as he crossed the 1,000-yard receiving mark (1,128) for the first time in his career in 2013...Smith also became the Ravens' career leader in 25-plus yard receptions (37)
- Became the first Raven to post back-to-back 100-yard receiving games (161 at Buf. - 9/29/13 and 121 at Mia. - 10/6/13) since Qadry Ismail had three straight in 1999
- Recorded a career-high 166 yards and 1 TD on 5 catches (33.2 avg.) at Buf. (9/29/13)
- Led the team with a career-high 8 TDs in 2012
- Is the Ravens' career leader in yards-per-catch average (17.2)
- Finished fourth in the NFL with a 17.4 yards-per-catch average (49-855) in 2012
- Recorded a career-high 7 receptions (for 85 yards) in the 14-6 victory vs. Cle. (9/15/13) and for 144 yards in the 16-13 overtime victory at SD (11/25/12)
- In 2011, Smith became the third rookie (Ken Burrow - 2 in 1971 and Randy Moss - 3 in 1998) to have two games with 150-plus receiving yards and at least 1 TD reception in the same season since 1970
- Posted a career-high 3 TDs at STL (9/25/11)
- First 3 career receptions were all good for TDs (74, 41 and 18 yards) at STL (9/25/11), becoming the first rookie in NFL history (the 12th player since 1991) to record 3 TD receptions in a first quarter
- Owns the most receptions (50), receiving yards (841) and TDs (7 - tied with WR Marlon Brown, 2013) by a rookie in Ravens history
- Five of Smith's 7 touchdown receptions as a rookie went for at least 25 yards (74, 41, 38, 36, 26, 18 and 8) in 2011, and he posted a 34.4 yards-per-TD catch average

#### CAREER HONORS:

- AFC Offensive Player of the Week (Week 11, 2011)
- Diet Pepsi Rookie of the Week (Week 11, 2011)
- GMC "Never Say Never" Moment of the Year (Week 3, 2012)

# 82 TORREY SMITH

## 2013

### GAME-BY-GAME OFFENSE

| RAVENS<br>Date/Opp. | RECEIVING |              |             |           |          | RUSHING  |          |            |          |          |
|---------------------|-----------|--------------|-------------|-----------|----------|----------|----------|------------|----------|----------|
|                     | No.       | Yds.         | Avg.        | LG        | TD       | No.      | Yds.     | Avg.       | LG       | TD       |
| 9/5 @ Den.          | 4         | 92           | 23.0        | 34        | 0        | 0        | 0        | 0.0        | 0        | 0        |
| 9/15 vs. Cle.       | 7         | 85           | 12.1        | 27        | 0        | 0        | 0        | 0.0        | 0        | 0        |
| 9/22 vs. Hou.       | 5         | 92           | 18.4        | 48        | 0        | 0        | 0        | 0.0        | 0        | 0        |
| 09/29 @ Buf.        | 5         | 166          | 33.2        | 74        | 1        | 0        | 0        | 0.0        | 0        | 0        |
| 10/6 @ Mia.         | 6         | 121          | 20.2        | 41        | 0        | 0        | 0        | 0.0        | 0        | 0        |
| 10/13 vs. GB        | 1         | 12           | 12.0        | 12        | 0        | 0        | 0        | 0.0        | 0        | 0        |
| 10/20 @ Pit.        | 3         | 61           | 20.3        | 41        | 0        | 0        | 0        | 0.0        | 0        | 0        |
| 11/3 @ Cle.         | 5         | 78           | 15.6        | 46        | 0        | 0        | 0        | 0.0        | 0        | 0        |
| 11/10 vs. Cin.      | 5         | 46           | 9.2         | 18        | 1        | 0        | 0        | 0.0        | 0        | 0        |
| 11/17 @ Chi.        | 5         | 32           | 6.4         | 13        | 1        | 0        | 0        | 0.0        | 0        | 0        |
| 11/24 vs. NYJ       | 2         | 74           | 37.0        | 60        | 0        | 0        | 0        | 0.0        | 0        | 0        |
| 11/28 vs. Pit.      | 6         | 93           | 15.5        | 54        | 1        | 0        | 0        | 0.0        | 0        | 0        |
| 12/8 vs. Min.       | 1         | 11           | 11.0        | 11        | 0        | 0        | 0        | 0.0        | 0        | 0        |
| 12/16 @ Det.        | 4         | 69           | 17.3        | 25        | 0        | 0        | 0        | 0.0        | 0        | 0        |
| 12/22 vs. NE        | 3         | 69           | 23.0        | 42        | 0        | 0        | 0        | 0.0        | 0        | 0        |
| 12/29 @ Cin.        | 3         | 27           | 9.0         | 14        | 0        | 0        | 0        | 0.0        | 0        | 0        |
| <b>Totals</b>       | <b>65</b> | <b>1,128</b> | <b>17.4</b> | <b>74</b> | <b>4</b> | <b>0</b> | <b>0</b> | <b>0.0</b> | <b>0</b> | <b>0</b> |

## REGULAR SEASON

| Year          | Team      | GP        | GS        | RECEIVING  |              |             |            |           | RUSHING  |           |            |           |          |
|---------------|-----------|-----------|-----------|------------|--------------|-------------|------------|-----------|----------|-----------|------------|-----------|----------|
|               |           |           |           | No.        | Yards        | Avg.        | LG         | TD        | No.      | Yards     | Avg.       | LG        | TD       |
| 2011          | Baltimore | 16        | 14        | #50        | #841         | 16.8        | 74t        | *#7       | 4        | 39        | 9.8        | 16        | 0        |
| 2012          | Baltimore | 16        | 16        | 49         | 855          | 17.4        | 54         | *8        | 3        | 9         | 3.0        | 13        | 0        |
| 2013          | Baltimore | 16        | 16        | *65        | *1,128       | *17.4       | *74        | 4         | 0        | 0         | 0.0        | 0         | 0        |
| <b>Totals</b> |           | <b>48</b> | <b>46</b> | <b>164</b> | <b>2,824</b> | <b>17.2</b> | <b>74t</b> | <b>19</b> | <b>7</b> | <b>48</b> | <b>6.9</b> | <b>16</b> | <b>0</b> |

\*LED TEAM

#ROOKIE FRANCHISE RECORD

## CAREER SINGLE-GAME HIGHS (REGULAR SEASON)

### RECEIVING

#### Receptions:

7 2 times (last: 9/15/13 vs. Cle.)

#### Yardage:

166 (9/29/13 at Buf.)

#### Long Gain:

74 2 times (last: 9/29/13 at Buf.)

#### Touchdowns:

3 (9/25/11 at STL)

### RUSHING

#### Carries:

1 7 times (last: 9/10/12 vs. Cin.)

#### Yardage:

16 2 times (last: 12/11/11 vs. Ind.)

#### Long Gain:

16 2 times (last: 12/11/11 vs. Ind.)

#### Touchdowns:

None

**100-yard Receiving Games:** 6 (last: 121 yards, 10/6/13 at Mia.)

**Additional Statistics:** Has 1 KOR for 24 yards (11/13/11 at Sea.) and pulled in a 2-point conversion vs. Min. (12/8/13)

## POSTSEASON

| Year          | Team      | GP       | GS       | RECEIVING |            |             |            |          | RUSHING  |          |            |          |          |
|---------------|-----------|----------|----------|-----------|------------|-------------|------------|----------|----------|----------|------------|----------|----------|
|               |           |          |          | No.       | Yards      | Avg.        | LG         | TD       | No.      | Yards    | Avg.       | LG       | TD       |
| 2011          | Baltimore | 2        | 1        | 4         | 91         | 22.8        | 42         | 1        | 0        | 0        | 0.0        | 0        | 0        |
| 2012          | Baltimore | 4        | 4        | 11        | 233        | 21.2        | 59t        | 2        | 1        | 0        | 0.0        | 0        | 0        |
| <b>Totals</b> |           | <b>6</b> | <b>5</b> | <b>15</b> | <b>324</b> | <b>21.6</b> | <b>59t</b> | <b>3</b> | <b>1</b> | <b>0</b> | <b>0.0</b> | <b>0</b> | <b>0</b> |

# RAVENS RANTS: TORREY SMITH

## DEEP THREAT



Third-year **WR Torrey Smith** ranked fifth in the NFL with a 17.4 yards-per-catch average in 2013, posting a career-high 1,128 yards on 65 receptions. Smith's 1,128 yards rank as the second most in Ravens single-season history (Michael Jackson – 1,201 in 1996) and were the NFL's 17th most in 2013.

### NFL AVERAGE YARDS-PER-CATCH LEADERS (2013 Season)

| Rk. | Player              | Rec.      | Yards        | Avg.        | LG        | TD       |
|-----|---------------------|-----------|--------------|-------------|-----------|----------|
| 1.  | Kenny Stills        | 32        | 641          | 20.0        | 76t       | 5        |
| 2.  | Josh Gordon         | 87        | 1,646        | 18.9        | 95t       | 9        |
| 3.  | Riley Cooper        | 47        | 835          | 17.8        | 63t       | 8        |
|     | Calvin Johnson      | 84        | 1,492        | 17.8        | 87        | 12       |
| 5.  | <b>Torrey Smith</b> | <b>65</b> | <b>1,128</b> | <b>17.4</b> | <b>74</b> | <b>4</b> |

## SMITH WAS SCINTILLATING

**WR Torrey Smith** excelled in 2013. With 6 receptions for 121 yards in Week 5 at Miami, Smith became the first Raven since Qadry Ismail in 1999 to post back-to-back 100-yard receiving games. (Ismail had three straight that year.)

- In Week 15 at Detroit, Smith (now 37) moved past Derrick Mason (35) to produce a franchise record in receptions of 25-or-more yards.
- Smith had 13 catches gaining 25-plus yards in 2013, just 1 shy of the franchise single-season record set by WR Michael Jackson (14) in 1996.
- Smith's 1,128 receiving yards in 2013 were the second most in Ravens single-season franchise history (Jackson – 1,201 in 1996).
- Smith, who produced a 17.4-yard receiving average in 2013, pulled in a 42-yard bomb in Week 16 vs. NE, marking his eighth catch of 40-or-more yards in 2013.

## NOTE THE SMITH QUOTE



**Rookie WR Marlon Brown on Smith's leadership:** "If you're having a tough day of practice, everyone is hurting and tired, usually I just look over at Torrey, and I just see how he responds. He responds with a good attitude, so I'm going to get out there and respond with a good attitude. If something is going wrong, or if I need help with something, I go to Torrey before I go to anybody. He's our leader."

## TORREY'S COURAGEOUS NIGHT

**WR Torrey Smith** played in the 2012 Week 3 Sunday night victory over New England after his brother, 19-year-old Tevin Jones, passed away in a motorcycle accident that morning. Smith posted 6 catches for 127 yards and 2 TDs in the come-from-behind win, producing the third 100-yard game of his young career.

## SMITH BIG IN SUPER BOWL RUN

In the 2012 thrilling, double-overtime Divisional Playoff win at Denver (38-35 on 1/12/13), **WR Torrey Smith** caught 59-yard and 32-yard TD passes, helping mark the first game in NFL playoff history that a QB (**Joe Flacco**) threw 2 TDs of 59-plus yards (the other being to **WR Jacoby Jones** on a 70-yarder). In the 2012 postseason, Smith recorded a 21.2 yards-per-catch average, reeling in 11 passes for 233 yards.

## LONG BALL LOVE

**WR Torrey Smith** ranks first in Ravens franchise history in yards-per-catch average, posting a 17.2 mark over the three seasons in which he's caught 164 passes for 2,824 yards and 19 TDs. Dating back to his rookie campaign (2011), his 17.2 average ranks fifth in the NFL.

### NFL AVERAGE YARDS-PER-CATCH LEADERS (Since 2011)

| Rk. | Player              | Rec.       | Yards        | Avg.        | LG         | TD        |
|-----|---------------------|------------|--------------|-------------|------------|-----------|
| 1.  | Josh Gordon         | 137        | 2,451        | 17.9        | 95t        | 14        |
| 2.  | Vincent Jackson     | 210        | 3,714        | 17.7        | 95         | 24        |
| 3.  | Malcom Floyd        | 105        | 1,819        | 17.3        | 52t        | 10        |
|     | Danario Alexander   | 63         | 1,089        | 17.3        | 80t        | 9         |
| 5.  | <b>Torrey Smith</b> | <b>164</b> | <b>2,824</b> | <b>17.2</b> | <b>74t</b> | <b>19</b> |

### MOST RECEIVING YARDS (RAVENS SINGLE-GAME HISTORY)

| Yds. | Player/Game (Catches)                           |
|------|---|
| 258  | Qadry Ismail @ Pit., 12/12/99 (6 rec.)          |
| 198  | Derrick Alexander vs. Pit., 12/1/96 (7 rec.)    |
| 166  | <b>Torrey Smith at Buf., 9/29/13 (5 rec.)</b>   |
| 165  | <b>Torrey Smith vs. Cin., 11/20/11 (6 rec.)</b> |
| 164  | Mark Clayton @ Cin., 11/30/08 (5 rec.)          |
| 152  | <b>Torrey Smith at STL, 9/25/11 (5 rec.)</b>    |

### NFL'S MOST 25+ YARD RECEPTIONS (SINCE 2012)

| Rk. | Player                     | 25+ Yard Catches |
|-----|----------------------------|------------------|
| 1.  | Demaryius Thomas (Den.)    | 35               |
| 2.  | Calvin Johnson (Det.)      | 31               |
| 3.  | Vincent Jackson (SD/TB)    | 28               |
| 4.  | Dez Bryant (Dal.)          | 27               |
| 5.  | <b>Torrey Smith (Bal.)</b> | <b>25</b>        |
|     | Jordy Nelson (GB)          | 25               |

## SMITH NEARS TEAM RECORD

**WR Torrey Smith's** 1,128 receiving yards (on 65 catches) in 2013 rank second in Ravens single-season history. Smith was just shy of the team mark set by Michael Jackson (1,201 on 76 catches) in 1996.

### MOST RECEIVING YARDS (Ravens Single-Season History)

| Yards        | Catches   | Player (Season)            |
|--------------|-----------|----------------------------|
| 1,201        | 76        | Michael Jackson (1996)     |
| <b>1,128</b> | <b>65</b> | <b>Torrey Smith (2013)</b> |
| 1,105        | 68        | Qadry Ismail (1999)        |
| 1,099        | 62        | Derrick Alexander (1996)   |


## IMPRESSIVE SINCE DAY ONE

In 2011's Week 11 game vs. Cin., **WR Torrey Smith** set a Ravens' single-season and single-game record for receiving yards by a rookie, totaling 165 yards on 6 catches (27.5 avg.). In 2011, he had 50 catches for 841 yards and a Ravens' rookie-record 7 TDs.

### Smith Quick Hits:

- Smith's 26-yard TD catch with 8 seconds remaining in 2011's Week 9 at Pit. capped a 92-yard drive and sealed the Ravens' 23-20 win.
- Impressively, 5 of his 7 TD receptions in 2011 covered at least 25 yards (74, 41, 38, 36, 26, 18 and 8 yards), and he averaged a sensational 34.4 yards-per-TD catch.
- Never before has a Ravens' wideout registered dual 150-yard receiving games in a season (165 vs. Cin. and 152 at STL). Smith also posted the Top 2 receiving yards outputs by a rookie in the NFL in 2011.





BALTIMORE  
RAVENS

55

TERRELL SUGGS  
OUTSIDE LINEBACKER | 6-3 | 260

COLLEGE: Arizona State HS: Hamilton (Chandler, AZ)

BORN: 10/11/82, Minneapolis, MN

EXP. (NFL/RAVENS): 11/11 GP/GS (PLAYOFFS): 165/149 (15/15)

**2013 SEASON HIGHLIGHTS:** Earned his sixth Pro Bowl invitation, as he led the team with 10 sacks (fifth time in his career he has produced double-digit sacks)...Also finished third on the team with 80 tackles (47 solo) and had 1 FR

- Recorded 5 tackles, including 2 TFL and 1 sack (-6 yards) in **game 15 vs. NE (12/22)**
- Netted 2 tackles (including his 500th-career solo stop) and 1 FR for a defense that allowed just 3 points and held the Jets to 8% (1-of-12) on third down in the 19-3 win in **game 11 vs. NYJ (11/24)**
- Posted 7 tackles (4 solo) and a sack (-5 yards) in **game 8 at Cle. (11/3)**
- Finished second on the team with 7 tackles (6 solo) and a sack (-4 yards) in **game 7 at Pit. (10/20)**
- Moved into second on the Ravens' all-time tackles list – 728-career tackles, moving past Kelly Gregg (721-career tackles) – tying for the team lead (James Ihedigbo and Daryl Smith) with 10 tackles in **game 6 vs. GB (10/13)**
- Recorded 5 solo tackles, including a career-high-tying 3 sacks (-15 yards), for a defense that allowed 22 rushing yards (fourth fewest by an opponent in franchise history) in the 26-23 victory in **game 5 at Mia. (10/6)**...With his sacks against the Dolphins, Suggs tied a franchise record with at least 1 sack in five consecutive games (Paul Kruger, 2012 and Adalius Thomas, 2005 and '06)
- Started and led the team with a career-high 17 tackles (9 solo), and 1 sack for -2 yards (his fourth-consecutive game with a sack to open the season) for a defense that forced 3 turnovers in **game 4 at Buf. (9/29)**
- Started and recorded 2 tackles and 1 sack (-8 yards) for a defense that did not allow a TD for the second-consecutive contest and held the Texans to 25% (3-of-12) on third down in the 30-9 victory in **game 3 vs. Hou. (9/22)**
- Started and produced 6 tackles, 1 sack (-2 yards) and 3 QB hits for a defense that didn't allow a TD and held the Browns to 27% (4-of-15) on third down in the 14-6 victory in **game 2 vs. Cle. (9/15)**
- Started (playing in his 150th-career game) and recorded 6 tackles (4 solo), including a sack (-6 yards), in **game 1 at Den. (9/5)**

#### CAREER HIGHLIGHTS:

- Ravens all-time leader in sacks (94.5) and sack yardage (-673)
- Also owns the Ravens' record for FFs (29) and is second in FRs (12)
- Produced a single-season franchise-record 7 FFs in 2011
- His 762 tackles (508 solo) are second most in Ravens history
- Owens 49 PD and 7 INTs (2 returned for TDs - both in 2008)
- Scored his first-career TD on a 44-yard INT return at Mia. (10/19/08)
- Recorded a career-high 102 tackles (65 solo) in 2008
- Tallied a franchise-rookie-record 12 sacks in 2003
- Ravens all-time leader in postseason sacks and yards (12-77)

#### CAREER HONORS:

- Six-time Pro Bowler (2004, 2006, 2008, 2010, 2011 and 2013)
- Associated Press* Defensive Player of the Year (2011)
- Pro Football Weekly* Defensive Player of the Year (2011)
- KC 101 Defensive Player of the Year (2011)
- AFC Defensive Player of the Month (Dec., 2011)
- AFC Defensive Player of the Month (Nov., 2010)
- AFC Defensive Player of the Week (Week 14, Week 12 and Week 1, 2011)
- AFC Defensive Player of the Week (Week 7, 2008)
- AFC Defensive Player of the Week (Week 13, 2005)
- Associated Press* Defensive Rookie of the Year (2003)
- Associated Press* First-team All-Pro (2011)
- Associated Press* Second-team All-Pro (2008)
- Butkus Award (best LB) co-winner with Cowboys LB DeMarcus Ware (2011)
- Ed Block Courage Award Winner (2012)
- Football Digest* Second-team All-Pro (2006)
- Pro Football Weekly* First-team All-NFL (2011)
- Sporting News* All-Pro Team (2011)
- Tied an NFL rookie record (Santana Dotson) with a sack in each of his first four NFL games
- Defensive Rookie of the Month (Sept. 2003)

# 55 TERRELL SUGGS

## 2013

### GAME-BY-GAME DEFENSE

#### RAVENS

| Date/Opp.      | TT        | Solo      | Asst.     | Sacks        | INT        | PD       | FF       | FR       |
|----------------|-----------|-----------|-----------|--------------|------------|----------|----------|----------|
| 9/5 @ Den.     | 6         | 4         | 2         | 1-6          | 0-0        | 0        | 0        | 0        |
| 9/15 vs. Cle.  | 6         | 2         | 4         | 1-2          | 0-0        | 0        | 0        | 0        |
| 9/22 vs. Hou.  | 2         | 1         | 1         | 1-8          | 0-0        | 0        | 0        | 0        |
| 9/29 @ Buf.    | 17        | 9         | 8         | 1-2          | 0-0        | 0        | 0        | 0        |
| 10/6 @ Mia.    | 5         | 5         | 0         | 3-15         | 0-0        | 0        | 0        | 0        |
| 10/13 vs. GB   | 10        | 4         | 6         | 0-0          | 0-0        | 0        | 0        | 0        |
| 10/20 @ Pit.   | 7         | 6         | 1         | 1-4          | 0-0        | 0        | 0        | 0        |
| 11/3 @ Cle.    | 7         | 4         | 3         | 1-5          | 0-0        | 0        | 0        | 0        |
| 11/10 vs. Cin. | 4         | 2         | 2         | 0-0          | 0-0        | 0        | 0        | 0        |
| 11/17 @ Chi.   | 1         | 1         | 0         | 0-0          | 0-0        | 0        | 0        | 0        |
| 11/24 vs. NYJ  | 2         | 1         | 1         | 0-0          | 0-0        | 0        | 0        | 1        |
| 11/28 vs. Pit. | 1         | 1         | 0         | 0-0          | 0-0        | 0        | 0        | 0        |
| 12/8 vs. Min.  | 6         | 5         | 1         | 0-0          | 0-0        | 0        | 0        | 0        |
| 12/16 @ Det.   | 0         | 0         | 0         | 0-0          | 0-0        | 0        | 0        | 0        |
| 12/22 vs. NE   | 5         | 2         | 3         | 1-6          | 0-0        | 0        | 0        | 0        |
| 12/29 @ Cin.   | 1         | 0         | 1         | 0-0          | 0-0        | 0        | 0        | 0        |
| <b>Totals</b>  | <b>80</b> | <b>47</b> | <b>33</b> | <b>10-48</b> | <b>0-0</b> | <b>0</b> | <b>0</b> | <b>1</b> |

## REGULAR SEASON

| Year          | Team      | GP         | GS         | TACKLES    |            |            | SACKS        |               | INTERCEPTIONS |            |            |          |           | FUMBLES    |           |           |
|---------------|-----------|------------|------------|------------|------------|------------|--------------|---------------|---------------|------------|------------|----------|-----------|------------|-----------|-----------|
|               |           |            |            | TT         | Solo       | Asst.      | No.          | Yards         | No.           | Yards      | LG         | TD       | PD        | FF         | FR        | Yards     |
| 2003          | Baltimore | 16         | 1          | 33         | 26         | 7          | *#12.0       | *97.0         | 1             | 11         | 11         | 0        | 3         | *6         | 4         | 7         |
| 2004          | Baltimore | 16         | 16         | 72         | 48         | 24         | *10.5        | *83.5         | 0             | 0          | 0          | 0        | 1         | 1          | 2         | 24        |
| 2005          | Baltimore | 16         | 16         | 86         | 65         | 21         | 8.0          | 64.5          | 2             | 38         | 38         | 0        | 3         | *6         | 1         | 0         |
| 2006          | Baltimore | 16         | 15         | 86         | 63         | 23         | 9.5          | 64.5          | 0             | 0          | 0          | 0        | 7         | 3          | 2         | 0         |
| 2007          | Baltimore | 16         | 16         | 95         | 51         | 44         | *5.0         | 34.0          | 0             | 0          | 0          | 0        | 7         | 1          | 0         | 0         |
| 2008          | Baltimore | 16         | 16         | 102        | 62         | 40         | *8.0         | *69.5         | 2             | 86         | 44t        | 2        | 11        | 2          | 1         | 0         |
| 2009          | Baltimore | 13         | 13         | 58         | 41         | 17         | 4.5          | 33.0          | 0             | 0          | 0          | 0        | 5         | 1          | 1         | 0         |
| 2010          | Baltimore | 16         | 16         | 58         | 38         | 20         | *11.0        | *73.0         | 0             | 0          | 0          | 0        | 2         | 2          | 0         | 0         |
| 2011          | Baltimore | 16         | 16         | 70         | 50         | 20         | *14.0        | *91.0         | 2             | 9          | 9          | 0        | 6         | **^7       | 0         | 0         |
| 2012          | Baltimore | 8          | 8          | 22         | 17         | 5          | 2.0          | 15.0          | 0             | 0          | 0          | 0        | 4         | 0          | 0         | 0         |
| 2013          | Baltimore | 16         | 16         | 80         | 47         | 33         | *10.0        | 48.0          | 0             | 0          | 0          | 0        | 0         | 0          | 1         | 0         |
| <b>Totals</b> |           | <b>165</b> | <b>149</b> | <b>762</b> | <b>508</b> | <b>254</b> | <b>^94.5</b> | <b>^673.0</b> | <b>7</b>      | <b>144</b> | <b>44t</b> | <b>2</b> | <b>49</b> | <b>^29</b> | <b>12</b> | <b>31</b> |

\*LED TEAM

\*\*LED NFL

#ROOKIE FRANCHISE RECORD

^FRANCHISE RECORD

## CAREER SINGLE-GAME HIGHS (REGULAR SEASON)

### Total Tackles:

17 (9/29/13 at Buf.)

### Sacks:

3 5 times (last: 10/6/13 at Mia.)

### Forced Fumbles:

3 (12/11/11 vs. Ind.)

### Passes Defensed:

3 (9/16/07 vs. NYJ)

### Solo Tackles:

10 (12/10/06 at KC)

### INTs:

1 7 times (last: 11/6/11 at Pit.)

### Fumble Recoveries:

1 12 times (last: 11/24/13 vs. NYJ)

## POSTSEASON

| Year          | Team      | GP        | GS        | TACKLES   |           |           | SACKS       |             | INTERCEPTIONS |          |          |          |          | FUMBLES  |          |          |          |
|---------------|-----------|-----------|-----------|-----------|-----------|-----------|-------------|-------------|---------------|----------|----------|----------|----------|----------|----------|----------|----------|
|               |           |           |           | TT        | Solo      | Asst.     | No.         | Yards       | No.           | Yards    | LG       | TD       | PD       | FF       | FR       | Yards    |          |
| 2003          | Baltimore | 1         | 1         | 2         | 1         | 1         | 0.0         | 0.0         | 0             | 0        | 0        | 0        | 0        | 0        | 0        | 0        | 0        |
| 2006          | Baltimore | 1         | 1         | 10        | 9         | 1         | 0.0         | 0.0         | 0             | 0        | 0        | 0        | 0        | 1        | 0        | 0        | 0        |
| 2008          | Baltimore | 3         | 3         | 11        | 10        | 1         | 4.0         | 35.0        | 0             | 0        | 0        | 0        | 0        | 0        | 1        | 0        | 0        |
| 2009          | Baltimore | 2         | 2         | 10        | 7         | 3         | 1.0         | 9.0         | 0             | 0        | 0        | 0        | 0        | 1        | 1        | 0        | 0        |
| 2010          | Baltimore | 2         | 2         | 10        | 9         | 1         | 5.0         | 25.0        | 0             | 0        | 0        | 0        | 0        | 1        | 0        | 0        | 0        |
| 2011          | Baltimore | 2         | 2         | 11        | 7         | 4         | 0.0         | 0.0         | 0             | 0        | 0        | 0        | 1        | 0        | 0        | 0        | 0        |
| 2012          | Baltimore | 4         | 4         | 21        | 13        | 8         | 2.0         | 8.0         | 0             | 0        | 0        | 0        | 1        | 1        | 0        | 0        | 0        |
| <b>Totals</b> |           | <b>15</b> | <b>15</b> | <b>75</b> | <b>56</b> | <b>19</b> | <b>12.0</b> | <b>77.0</b> | <b>0</b>      | <b>0</b> | <b>0</b> | <b>0</b> | <b>2</b> | <b>4</b> | <b>2</b> | <b>0</b> | <b>0</b> |

# RAVENS RANTS: TERRELL SUGGS

## DEFENSIVE PLAYER OF THE YEAR



**OLB Terrell Suggs**, the 2011 Defensive Player of the Year, owns a franchise-record 94.5 sacks. "Sizzle" posted a team-high 10 sacks in 2013, marking his fifth-career double-digit sack campaign. In Week 5 at Miami, he tied a Ravens' record by notching a sack in his fifth-straight contest. (Paul Kruger - 2012 & Adalius Thomas - 2005 & 2006 also each had five-game-sack stretches.)

### RAVENS ALL-TIME SACKS (Career Leaders)

| Rk. | Player (Years)                      | Sacks       |
|-----|-------------------------------------|-------------|
| 1.  | <b>Terrell Suggs (2003-present)</b> | <b>94.5</b> |
| 2.  | Peter Boulware (1997-2005)          | 70.0        |
| 3.  | Michael McCrary (1997-2002)         | 51.0        |
| 4.  | Ray Lewis (1996-2012)               | 41.5        |

### RAVENS ALL-TIME TACKLES (Career Leaders)

| Rk. | Player (Years)                      | Tackles    |
|-----|-------------------------------------|------------|
| 1.  | Ray Lewis (1996-2012)               | 2,643      |
| 2.  | <b>Terrell Suggs (2003-present)</b> | <b>762</b> |
| 3.  | Kelly Gregg (2001-2010)             | 721        |

#### SUGGS' CAREER SACKS (Most vs. a Single Team)

- Cleveland Browns . . . . .15
- Pittsburgh Steelers. . . . .14.5
- Cincinnati Bengals . . . . .7.5
- Miami Dolphins . . . . .7
- Houston Texans . . . . .6

**Note:** Including playoffs, Suggs has totaled 19.5 sacks vs. Pittsburgh.

#### RAVENS SACKS LEADERS (Single-Season Records)

- Peter Boulware (2001) . . . . .15
- Michael McCrary (1998) . . . . .14.5
- Terrell Suggs (2011) . . . . .14**
- Trevor Pryce (2006) . . . . .13
- Terrell Suggs (2003) . . . . .12**
- Peter Boulware (1997) . . . . .11.5
- Michael McCrary (1999) . . . . .11.5

## HOT OFF THE EDGE

Since entering the NFL in 2003, **OLB Terrell Suggs'** 94.5 sacks rank seventh among active players, while his 673 yards lost stand sixth. Suggs had a team-, career- and AFC-high 14 sacks in 2011 and had an impressive 10 QB drops during the 2013 campaign.

### NFL ACTIVE SACKS LEADERS (Since 2003)

| Rk. | Player                      | Sacks       | Yards      |
|-----|-----------------------------|-------------|------------|
| 1.  | Jared Allen (Min.)          | 128.5       | 810.5      |
| 2.  | DeMarcus Ware (Dal.)        | 117         | 747        |
| 3.  | Robert Mathis (Ind.)        | 111         | 777.5      |
| 4.  | Julius Peppers (Chi.)       | 107         | 652.5      |
| 4.  | John Abraham (Ari.)         | 106         | 735.5      |
| 6.  | Dwight Freeney (SD)         | 95          | 696.5      |
| 7.  | <b>Terrell Suggs (Bal.)</b> | <b>94.5</b> | <b>673</b> |
| 8.  | Osi Umenyiora (Atl.)        | 82.5        | 576        |

#### Suggs Quick Hit:

- The Ravens are 55-22 all time when Suggs records at least 1 sack. Baltimore is 14-1 when he tallies 2 or more sacks and 5-0 when he posts 3 sacks.

#### RAVENS FORCED FUMBLES (Career Leaders)

- Terrell Suggs . . . . . 29**
- Ray Lewis . . . . . 20
- Adalius Thomas . . . . . 15

#### RAVENS FUMBLE RECOVERIES (Career Leaders)

- Ray Lewis . . . . . 20
- Terrell Suggs . . . . . 12**
- Ed Reed . . . . . 10

## FIRST-ROUND FINDS

Since moving to Baltimore in 1996, the Ravens, led by Ozzie Newsome, have had 18 drafts and selected 18 players in the first round. These picks have earned an amazing 55 combined Pro Bowls, several All-Rookie honors, multiple Defensive Player of the Year Awards and two Super Bowl MVP honors.

### RAVENS FIRST-ROUND DRAFT PICKS

| Year | Name                        | Pick      | Pro Bowls |
|------|-----------------------------|-----------|-----------|
| 1996 | T Jonathan Ogden*           | 4         | 11        |
| 1996 | LB Ray Lewis* ++ ~          | 26        | 13        |
| 1997 | LB Peter Boulware*          | 4         | 4         |
| 1998 | CB Duane Starks*            | 10        |           |
| 1999 | CB Chris McAlister*         | 10        | 3         |
| 2000 | RB Jamal Lewis* =           | 5         | 1         |
| 2000 | WR Travis Taylor            | 10        |           |
| 2001 | TE Todd Heap*               | 31        | 2         |
| 2002 | S Ed Reed* +                | 24        | 9         |
| 2003 | <b>OLB Terrell Suggs* +</b> | <b>10</b> | <b>6</b>  |
| 2003 | QB Kyle Boller              | 19        |           |
| 2005 | WR Mark Clayton*            | 22        |           |
| 2006 | DT Haloti Ngata*            | 12        | 5         |
| 2007 | G Ben Grubbs*               | 29        | 1         |
| 2008 | QB Joe Flacco^ ~            | 18        |           |
| 2009 | T Michael Oher*             | 23        |           |
| 2011 | CB Jimmy Smith              | 27        |           |
| 2013 | S Matt Elam                 | 32        |           |

\* All-Rookie Team ^ Rookie of the Year (NFL.com Fan Vote) ~ Super Bowl MVP  
+ Defensive Player of the Year Awards = Offensive Player of the Year Award

#### Top 10 Quick Hit:

- Of the seven players chosen in the Top 10 by Baltimore, five have earned Pro Bowl status. Two of those players – OLB Peter Boulware and **OLB Terrell Suggs** – also earned Defensive Rookie of the Year honors.

#### Late-Round Success Quick Hit:

- The Ravens have found gems late in the first round, including LB Ray Lewis (26th), TE Todd Heap (31st), S Ed Reed (24th), G Ben Grubbs (29th), QB Joe Flacco (18th) and T Michael Oher (23rd).



BALTIMORE  
**RAVENS**

**2**

**TYROD TAYLOR**  
QUARTERBACK | 6-1 | 215

COLLEGE: Virginia Tech HS: Hampton (VA)  
BORN: 8/3/89, Hampton, VA  
EXP. (NFL/RAVENS): 3/3 GP/GS (PLAYOFFS): 13/0 (0/0)

**2013 SEASON HIGHLIGHTS:** Played in three games, carrying the ball 8 times for 64 yards and was 1-of-5 for 2 yards

- Saw action in the fourth quarter and carried the ball 3 times for 39 yards and was 1 for 4 for 2 yards passing in **game 15 vs. NE (12/22)**
- Saw extended action, carrying the ball 4 times for 7 yards and had 1 reception for 6 yards in the 19-3 win in **game 11 vs. NYJ (11/24)**
- Saw action in a 2-QB package and carried the ball once for 18 yards, good for a first down, in the 20-17 overtime win in **game 9 vs. Cin. (11/10)**
- Was active, but did not play in **games 1-8**

**CAREER HIGHLIGHTS:**

- Set single-game career highs in every category, going 15-of-25 for 149 yards, and rushing 9 times for 65 yards and his first-career TD at Cin. (12/30/12)
- Completed his first-career pass attempt (Anquan Boldin) for 18 yards at SD (12/18/11)
- Saw action in his first-career NFL game at Cle. (12/4/11)
- Posted his first-career carry (for 2 yards) at Cle. (12/4/11)

**2013**

**GAME-BY-GAME  
RAVENS**

| Date/Opp.      | PASSING  |          |          |             |             |          |          |          |            |            | RUSHING  |           |            |           |          |
|----------------|----------|----------|----------|-------------|-------------|----------|----------|----------|------------|------------|----------|-----------|------------|-----------|----------|
|                | Att.     | Comp.    | Yards    | Comp%       | Yds/Att     | TD       | INT      | LG       | Sack/Lost  | Rating     | No.      | Yards     | Avg.       | LG        | TD       |
| 9/5 @ Den.     |          |          |          |             |             |          |          |          |            |            |          |           |            |           |          |
| 9/15 vs. Cle.  |          |          |          |             |             |          |          |          |            |            |          |           |            |           |          |
| 9/22 vs. Hou.  |          |          |          |             |             |          |          |          |            |            |          |           |            |           |          |
| 9/29 @ Buf.    |          |          |          |             |             |          |          |          |            |            |          |           |            |           |          |
| 10/6 @ Mia.    |          |          |          |             |             |          |          |          |            |            |          |           |            |           |          |
| 10/13 vs. GB   |          |          |          |             |             |          |          |          |            |            |          |           |            |           |          |
| 10/20 @ Pit.   |          |          |          |             |             |          |          |          |            |            |          |           |            |           |          |
| 11/3 @ Cle.    |          |          |          |             |             |          |          |          |            |            |          |           |            |           |          |
| 11/10 vs. Cin. | 0        | 0        | 0        | 0.0         | 0/0         | 0        | 0        | 0        | 0/0        | 0.0        | 1        | 18        | 18.0       | 18        | 0        |
| 11/17 @ Chi.   |          |          |          |             |             |          |          |          |            |            |          |           |            |           |          |
| 11/24 vs. NYJ  | 1        | 0        | 0        | 0.0         | 0/00        | 0        | 0        | 0        | 0/0        | 39.6       | 4        | 7         | 1.8        | 17        | 0        |
| 11/28 vs. Pit. |          |          |          |             |             |          |          |          |            |            |          |           |            |           |          |
| 12/8 vs. Min.  |          |          |          |             |             |          |          |          |            |            |          |           |            |           |          |
| 12/16 @ Det.   |          |          |          |             |             |          |          |          |            |            |          |           |            |           |          |
| 12/22 vs. NE   | 4        | 1        | 2        | 25.0        | 0.50        | 0        | 1        | 2        | 0/0        | 0.0        | 3        | 39        | 13.0       | 25        | 0        |
| 12/29 @ Cin.   |          |          |          |             |             |          |          |          |            |            |          |           |            |           |          |
| <b>Totals</b>  | <b>5</b> | <b>1</b> | <b>2</b> | <b>20.0</b> | <b>0.40</b> | <b>0</b> | <b>1</b> | <b>2</b> | <b>0/0</b> | <b>0.0</b> | <b>8</b> | <b>64</b> | <b>8.0</b> | <b>25</b> | <b>0</b> |

**REGULAR SEASON**

| Year          | Team      | GP        | GS       | PASSING   |           |            |             |             |          |          |           |             |             | RUSHING   |            |            |           |          |
|---------------|-----------|-----------|----------|-----------|-----------|------------|-------------|-------------|----------|----------|-----------|-------------|-------------|-----------|------------|------------|-----------|----------|
|               |           |           |          | Att.      | Comp.     | Yards      | Comp%       | Yds/Att     | TD       | INT      | LG        | Sack/Lost   | Rating      | No.       | Yards      | Avg.       | LG        | TD       |
| 2011          | Baltimore | 3         | 0        | 1         | 1         | 18         | 100.0       | 18.0        | 0        | 0        | 18        | 2/3         | 118.8       | 1         | 2          | 2.0        | 2         | 0        |
| 2012          | Baltimore | 7         | 0        | 29        | 17        | 179        | 58.6        | 6.17        | 0        | 1        | 25        | 3/30        | 62.3        | 14        | 73         | 5.2        | 28        | 1        |
| 2013          | Baltimore | 3         | 0        | 5         | 1         | 2          | 20.0        | 0.40        | 0        | 1        | 2         | 0/0         | 0.0         | 8         | 64         | 5.0        | 25        | 0        |
| <b>Totals</b> |           | <b>13</b> | <b>0</b> | <b>35</b> | <b>19</b> | <b>199</b> | <b>54.3</b> | <b>5.69</b> | <b>0</b> | <b>2</b> | <b>25</b> | <b>5/33</b> | <b>47.2</b> | <b>23</b> | <b>139</b> | <b>6.0</b> | <b>28</b> | <b>1</b> |


**CAREER SINGLE-GAME HIGHS (REGULAR SEASON)**

**Most Attempts:** 25 (12/30/12 at Cin.)  
**Most Completions:** 15 (12/30/12 at Cin.)  
**Most Yards Passing:** 149 (12/30/12 at Cin.)  
**Longest Gain:** 25 (9/10/12 vs. Cin.)  
**Most Touchdowns:** None

**Additional Statistics:** Had 1 reception for 6 yards (11/24/13 vs. NYJ)

**POSTSEASON**

| Year          | Team      | GP       | GS       | PASSING  |          |          |            |            |          |          |          |            |            | RUSHING  |          |            |          |          |
|---------------|-----------|----------|----------|----------|----------|----------|------------|------------|----------|----------|----------|------------|------------|----------|----------|------------|----------|----------|
|               |           |          |          | Att.     | Comp.    | Yards    | Comp%      | Yds/Att    | TD       | INT      | LG       | Sack/Lost  | Rating     | No.      | Yards    | Avg.       | LG       | TD       |
| 2011          | Baltimore | 0        | 0        | 0        | 0        | 0        | 0.0        | 0.0        | 0        | 0        | 0        | 0/0        | 0.0        | 0        | 0        | 0.0        | 0        | 0        |
| 2012          | Baltimore | 0        | 0        | 0        | 0        | 0        | 0.0        | 0.0        | 0        | 0        | 0        | 0/0        | 0.0        | 0        | 0        | 0.0        | 0        | 0        |
| <b>Totals</b> |           | <b>0</b> | <b>0</b> | <b>0</b> | <b>0</b> | <b>0</b> | <b>0.0</b> | <b>0.0</b> | <b>0</b> | <b>0</b> | <b>0</b> | <b>0/0</b> | <b>0.0</b> | <b>0</b> | <b>0</b> | <b>0.0</b> | <b>0</b> | <b>0</b> |



BALTIMORE  
**RAVENS**

**83**

**DEONTE THOMPSON**  
WIDE RECEIVER/RETURN SPECIALIST | 6-0 | 203

COLLEGE: Florida HS: Glades Central (FL)

BORN: 2/14/89, Belle Glade, FL

EXP. (NFL/RAVENS): 2/2 GP/GS (PLAYOFFS): 13/0 (0/0)

**2013 SEASON HIGHLIGHTS:** Played in seven games, establishing and established career highs in receptions (10) and receiving yards (96), and averaged a career-high 28.7 yards per KOR (7 for 201)

- Hauled in 3 receptions for 24 yards in **game 8 at Cle. (11/3)**
- Pulled in 2 receptions for 11 yards and recorded 4 KORs for 128 yards (32.0 avg.) in the 26-23 victory in **game 5 at Mia. (10/6)**
- Saw his first action of the season and posted career highs in receptions (4), receiving yards (50) and long gain (33), while recording 3 KORs for 73 yards (24.3 avg.) in **game 4 at Buf. (9/29)**
- Was a game-day inactive (foot) in **games 1-3**

**CAREER HIGHLIGHTS:**

- Established career highs in receptions (10) and receiving yards (96), and averaged a career-high 28.7 yards per KOR (7 for 201) in 2013
- Grabbed a career-high 4 receptions for 50 yards, including a career-long 33-yarder, at Buf. (9/29/13)
- Saw action in his first-career NFL game and pulled in his first-career reception (good for 25 yards) vs. Cin. (9/10/12)
- Was one of only two rookie free agents (K Justin Tucker) to make the Ravens' 53-man opening-day roster (2012)

**2013**

**GAME-BY-GAME OFFENSE**

| RAVENS<br>Date/Opp. | RECEIVING       |           |            |           |          | RUSHING  |          |            |          |          |
|---------------------|-----------------|-----------|------------|-----------|----------|----------|----------|------------|----------|----------|
|                     | No.             | Yds.      | Avg.       | LG        | TD       | No.      | Yds.     | Avg.       | LG       | TD       |
| 9/5 @ Den.          | INACTIVE - FOOT |           |            |           |          | --       | --       | --         | --       | --       |
| 9/15 vs. Cle.       | INACTIVE - FOOT |           |            |           |          | --       | --       | --         | --       | --       |
| 9/22 vs. Hou.       | INACTIVE - FOOT |           |            |           |          | --       | --       | --         | --       | --       |
| 9/29 @ Buf.         | 4               | 50        | 12.5       | 33        | 0        | 0        | 0        | 0.0        | 0        | 0        |
| 10/6 @ Mia.         | 2               | 11        | 5.5        | 6         | 0        | 0        | 0        | 0.0        | 0        | 0        |
| 10/13 vs. GB        | 0               | 0         | 0.0        | 0         | 0        | 0        | 0        | 0.0        | 0        | 0        |
| 10/20 @ Pit.        | 0               | 0         | 0.0        | 0         | 0        | 0        | 0        | 0.0        | 0        | 0        |
| 11/3 @ Cle.         | 3               | 24        | 8.0        | 10        | 0        | 0        | 0        | 0.0        | 0        | 0        |
| 11/10 vs. Cin.      | 0               | 0         | 0.0        | 0         | 0        | 0        | 0        | 0.0        | 0        | 0        |
| 11/17 @ Chi.        | 1               | 11        | 11.0       | 11        | 0        | 0        | 0        | 0.0        | 0        | 0        |
| 11/24 vs. NYJ       | INACTIVE        |           |            |           |          | --       | --       | --         | --       | --       |
| 11/28 vs. Pit.      | INACTIVE        |           |            |           |          | --       | --       | --         | --       | --       |
| 12/8 vs. Min.       | INACTIVE        |           |            |           |          | --       | --       | --         | --       | --       |
| 12/16 @ Det.        | INACTIVE        |           |            |           |          | --       | --       | --         | --       | --       |
| 12/22 vs. NE        | INACTIVE        |           |            |           |          | --       | --       | --         | --       | --       |
| 12/29 @ Cin.        | INACTIVE        |           |            |           |          | --       | --       | --         | --       | --       |
| <b>Totals</b>       | <b>10</b>       | <b>96</b> | <b>9.6</b> | <b>33</b> | <b>0</b> | <b>0</b> | <b>0</b> | <b>0.0</b> | <b>0</b> | <b>0</b> |

**2013**

**GAME-BY-GAME KICKOFF RETURNS**

| RAVENS<br>Date/Opp. | No.             | Yards      | Avg.        | LG        | TD       |
|---------------------|-----------------|------------|-------------|-----------|----------|
| 9/5 @ Den.          | INACTIVE - FOOT |            |             |           |          |
| 9/15 vs. Cle.       | INACTIVE - FOOT |            |             |           |          |
| 9/22 vs. Hou.       | INACTIVE - FOOT |            |             |           |          |
| 9/29 @ Buf.         | 3               | 73         | 24.3        | 34        | 0        |
| 10/6 @ Mia.         | 4               | 128        | 32.0        | 47        | 0        |
| 10/13 vs. GB        | 0               | 0          | 0.0         | 0         | 0        |
| 10/20 @ Pit.        | 0               | 0          | 0.0         | 0         | 0        |
| 11/3 @ Cle.         | 0               | 0          | 0.0         | 0         | 0        |
| 11/10 vs. Cin.      | 0               | 0          | 0.0         | 0         | 0        |
| 11/17 @ Chi.        | 0               | 0          | 0.0         | 0         | 0        |
| 11/24 vs. NYJ       | INACTIVE        |            |             |           |          |
| 11/28 vs. Pit.      | INACTIVE        |            |             |           |          |
| 12/8 vs. Min.       | INACTIVE        |            |             |           |          |
| 12/16 @ Det.        | INACTIVE        |            |             |           |          |
| 12/22 vs. NE        | INACTIVE        |            |             |           |          |
| 12/29 @ Cin.        | INACTIVE        |            |             |           |          |
| <b>Totals</b>       | <b>7</b>        | <b>201</b> | <b>28.7</b> | <b>47</b> | <b>0</b> |



# 83 DEONTE THOMPSON

## REGULAR SEASON

| Year          | Team      | GP        | GS       | RECEIVING |            |            |           |          | RUSHING  |          |            |          |          |
|---------------|-----------|-----------|----------|-----------|------------|------------|-----------|----------|----------|----------|------------|----------|----------|
|               |           |           |          | No.       | Yards      | Avg.       | LG        | TD       | No.      | Yards    | Avg.       | LG       | TD       |
| 2012          | Baltimore | 6         | 0        | 5         | 51         | 10.2       | 25        | 0        | 0        | 0        | 0.0        | 0        | 0        |
| 2013          | Baltimore | 7         | 0        | 10        | 96         | 9.6        | 33        | 0        | 0        | 0        | 0.0        | 0        | 0        |
| <b>Totals</b> |           | <b>13</b> | <b>0</b> | <b>15</b> | <b>147</b> | <b>9.8</b> | <b>33</b> | <b>0</b> | <b>0</b> | <b>0</b> | <b>0.0</b> | <b>0</b> | <b>0</b> |

## CAREER SINGLE-GAME HIGHS (REGULAR SEASON)

### RECEIVING

#### Receptions:

4 2 times (last: 9/29/13 at Buf.)

#### Yardage:

50 (9/29/13 at Buf.)

#### Long Gain:

33 (9/29/13 at Buf.)

#### Touchdowns:

None

### RUSHING

#### Carries:

None

#### Yardage:

None

#### Long Gain:

None

#### Touchdowns:

None

| Year          | Team      | GP        | GS       | KICKOFF RETURNS |            |             |           |          | PUNT RETURNS |          |          |            |          |          |
|---------------|-----------|-----------|----------|-----------------|------------|-------------|-----------|----------|--------------|----------|----------|------------|----------|----------|
|               |           |           |          | No.             | Yards      | Avg.        | LG        | TD       | No.          | FC       | Yards    | Avg.       | LG       | TD       |
| 2012          | Baltimore | 6         | 0        | 15              | 389        | 25.9        | 49        | 0        | 0            | 0        | 0        | 0.0        | 0        | 0        |
| 2013          | Baltimore | 7         | 0        | 7               | 201        | 28.7        | 47        | 0        | 0            | 0        | 0        | 0.0        | 0        | 0        |
| <b>Totals</b> |           | <b>13</b> | <b>0</b> | <b>22</b>       | <b>590</b> | <b>26.8</b> | <b>49</b> | <b>0</b> | <b>0</b>     | <b>0</b> | <b>0</b> | <b>0.0</b> | <b>0</b> | <b>0</b> |

## POSTSEASON

| Year          | Team      | GP       | GS       | RECEIVING |          |            |          |          | RUSHING  |          |          |            |          |          |
|---------------|-----------|----------|----------|-----------|----------|------------|----------|----------|----------|----------|----------|------------|----------|----------|
|               |           |          |          | No.       | Yards    | Avg.       | LG       | TD       | No.      | Yards    | Avg.     | LG         | TD       |          |
| 2012          | Baltimore | 0        | 0        | 0         | 0        | 0.0        | 0        | 0        | 0        | 0        | 0        | 0.0        | 0        | 0        |
| <b>Totals</b> |           | <b>0</b> | <b>0</b> | <b>0</b>  | <b>0</b> | <b>0.0</b> | <b>0</b> | <b>0</b> | <b>0</b> | <b>0</b> | <b>0</b> | <b>0.0</b> | <b>0</b> | <b>0</b> |



BALTIMORE  
RAVENS

9

## JUSTIN TUCKER

KICKER | 6-0 | 180

COLLEGE: Texas HS: Westlake (Austin, TX)

BORN: 11/21/89, Houston, TX

EXP. (NFL/RAVENS): 2/2 GP/GS (PLAYOFFS): 32/0 (4/0)

**2013 SEASON HIGHLIGHTS:** Earned his first-career Pro Bowl nod after posting a franchise-record 140 points, including a franchise-record 38 FGM (on 41 attempts), the second-highest FG percentage in Ravens history (92.7)...Kicked a franchise-record 61-yard game-winning FG (his sixth-career game-winner) as part of a franchise-record 6 FGMs (29, 24, 32, 49, 53, 61), in the 18-16 victory at Det. (12/16), becoming the only kicker in NFL history to kick FGs from 20-, 30-, 40-, 50- and 60-yard range in a single game...Made 33-consecutive FGs, the fourth-longest streak in league history, while his 38 FGs made in 2013 tie (Matt Stover, 2000) for the most in Ravens single-season history

- Special Teams Player of the Week and the GMC “Never Say Never” Moment of the Week after kicking a franchise-record 61-yard game-winning FG (his sixth-career game-winner), as part of a franchise-record 6 FGMs (29, 24, 32, 49, 53, 61) in the 18-16 victory in **game 14 at Det. (12/16)**
- Tied a then-franchise single-game record, connecting on all 5 FGAs, establishing a then-single-game career high with 16 points in the 22-20 win in **game 12 vs. Pit. (11/28)**
- Named AFC Special Teams Player of the Month for November after connecting on all 14 FGAs and 7 PATs, totaling 49 points in five games
- Earned AFC Special Teams Player of the Week honors for the second time in three weeks after scoring 13 points, connecting on all 4 FGAs (30, 26, 33, 53) and his lone PAT in the 19-3 win in **game 11 vs. NYJ (11/24)**
- Earned AFC Special Teams Player of the Week honors after kicking his fifth-career game-winning FG (a 46-yarder in overtime), as well as one other FG in regulation (36 yards), 2 PATs and kicked off 5 times, placing 4 in the end zone, including 3 TBs, in the 20-17 win in **game 9 vs. Cin. (11/10)**
- Totaled a 14 points after connecting on 4 FGAs (42, 50, 25 and 44 yards) and both PATs in the 26-23 victory in **game 5 at Mia. (10/6)**...His 44-yard FG with 1:42 left in the game sealed the victory for Baltimore...It was his fourth-career (third regular season) game-winning FG
- Scored 12 points, connecting on all 3 FGAs (28, 45 and 43 yards), all 3 PATs and placed all 7 of his KOs in the end zone (5 TBs) in the 30-9 victory in **game 3 vs. Hou. (9/22)**
- Was true on both PATs and placed all 3 KOs in the end zone (1 TB), but missed 2 FGAs (50 and 44 yards, both wide right) in the 14-6 victory in **game 2 vs. Cle. (9/15)**
- Connected on all 3 PATs, both FGAs (25 and 30 yards) and kicked off 6 times (all resulted in touchbacks) in **game 1 at Den. (9/5)**

### CAREER HIGHLIGHTS:

- Tucker’s 140 points in 2013 are the most in Ravens’ franchise history, while making 33-straight FGs, ranking as the fourth-longest streak in NFL history
- Tucker’s 38 FGs made in 2013 are the most in Ravens single-season history, besting Matt Stover (35) in 2000
- His 90.9% FG success rate (30-of-33) in 2012 was the second-best by a rookie kicker in NFL history (Blair Walsh, 92.1% in 2012)
- Kicked a franchise-record 61-yard game-winning FG (his sixth-career game-winning FG) as part of a franchise-record 6 FGs (29, 24, 32, 49, 53, 61) in the 18-16 victory at Det. (12/16/13)... Tucker is the only kicker in NFL history to kick FGs from 20, 30, 40, 50 and 60 yards in a single game
- Named AFC Special Teams Player of the Month for November, 2013 after connecting on all 14 FGAs and 7 PATs, totaling 49 points in five games
- Nailed a 44-yard FG with 1:42 left in the game to seal the victory for Baltimore at Mia. (10/5/13)...It was his fourth-career (third regular season) game-winning FG
- Connected on his first postseason game-winning FG (a 47-yarder) in double overtime in the 38-35 victory in the Divisional game at Den. (1/12/13)
- Kicked his second-career game-winning FG (first in overtime) on a 38-yarder with 1:07 remaining in the 16-13 OT victory at SD (11/25/12)
- Connected on a franchise-record 7 PATs in the 55-20 victory vs. Oak. (11/11/12)
- Kicked his first game-winning FG (a 27-yarder as time expired) in the 31-30 victory vs. NE (9/23/12)
- Became the Ravens’ single-season leader in FGs made of 50-or-more yards (4) as a rookie in 2012...Is the first rookie in NFL history to make 2 50-plus-yard FGs in two games
- Connected on a franchise single-season-record 42 PATs in 2012
- Established a rookie-franchise-record with 132 points in 2012
- One of only two rookie free agents (Deonte Thompson) to make the Ravens’ 53-man opening-day roster (2012)

### CAREER HONORS:

- Pro Bowl Performer (2013)
- *Associated Press* First-team All-Pro (2013)
- *PFWA* First-team All-Pro (2013)
- Special Teams Player of the Month (November, 2013)
- Special Teams Player of the Week (Week 15, 2013; Week 12, 2013; Week 10, 2013)
- GMC “Never Say Never” Moment of the Week (Week 15, 2013)
- *USA Today* All-Joe Team (players who are critical to their team, but don’t receive Pro Bowl nods) in 2012

# 9 JUSTIN TUCKER

## REGULAR SEASON

| Year          | Team      | GP        | FIELD GOALS  |             |           |          | POINT AFTER TOUCHDOWNS |              |          | Points     |
|---------------|-----------|-----------|--------------|-------------|-----------|----------|------------------------|--------------|----------|------------|
|               |           |           | FG Made-Att. | Percent     | LG        | BLK      | PAT Made-Att.          | Percent      | BLK      |            |
| 2012          | Baltimore | 16        | 30-33        | 90.9        | 56        | 0        | 42-42                  | 100.0        | 0        | 132        |
| 2013          | Baltimore | 16        | 38-41        | 92.7        | 61        | 0        | 26-26                  | 100.0        | 0        | 140        |
| <b>Totals</b> |           | <b>32</b> | <b>68-74</b> | <b>91.9</b> | <b>61</b> | <b>0</b> | <b>68-68</b>           | <b>100.0</b> | <b>0</b> | <b>272</b> |

SPECIAL TEAMS TACKLES (1): 2012 (1)

## CAREER SINGLE-GAME HIGHS (REGULAR SEASON)

### SCORING:

Most Points Scored: 18 (12/16/13 at Det.)

### FIELD GOALS:

Number Attempted: 6 (12/16/13 at Det.)  
 Number Made: 6 (12/16/13 at Det.)  
 Longest Attempted: 61 (12/16/13 at Det.)  
 Longest Made: 61 (12/16/13 at Det.)

### PATs:

Number Attempted: 7 (11/11/12 vs. Oak.)  
 Number Made: 7 (11/11/12 vs. Oak.)  
 Consecutive PATs Made: 68 (9/10/12-present)

## POSTSEASON

| Year          | Team      | GP       | FIELD GOALS  |              |           |          | POINT AFTER TOUCHDOWNS |              |          | Points    |
|---------------|-----------|----------|--------------|--------------|-----------|----------|------------------------|--------------|----------|-----------|
|               |           |          | FG Made-Att. | Percent      | LG        | BLK      | PAT Made-Att.          | Percent      | BLK      |           |
| 2012          | Baltimore | 4        | 4-4          | 100.0        | 47        | 0        | 16-16                  | 100.0        | 0        | 28        |
| <b>Totals</b> |           | <b>4</b> | <b>4-4</b>   | <b>100.0</b> | <b>47</b> | <b>0</b> | <b>16-16</b>           | <b>100.0</b> | <b>0</b> | <b>28</b> |

## REGULAR SEASON

| Year          | Team      | 1-19       | 20-29        | 30-39        | 40-49        | 50+          | Total        | Percent     |
|---------------|-----------|------------|--------------|--------------|--------------|--------------|--------------|-------------|
| 2012          | Baltimore | 0-0        | 8-8          | 8-8          | 10-13        | 4-4          | 30-33        | 90.9        |
| 2013          | Baltimore | 0-0        | 10-10        | 12-13        | 10-11        | 6-7          | 38-41        | 92.7        |
| <b>Totals</b> |           | <b>0-0</b> | <b>18-18</b> | <b>20-21</b> | <b>20-24</b> | <b>10-11</b> | <b>68-74</b> | <b>91.9</b> |
| <b>Pcts.</b>  |           | <b>0.0</b> | <b>100.0</b> | <b>95.2</b>  | <b>83.3</b>  | <b>90.9</b>  | <b>91.9</b>  |             |

(playoff games in gold)

**2012 GAME-BY-GAME (with Baltimore):** (46, 40, 39); (56, 51, 48); (27); (45, 47WR); (28, 26, 39); (38); (51, 54); (43); (48, 34); (26, 41WR, 39); (43, 38, 38); (45, 23); 0; (45); (23, 21, 30, 29); (45WL, 49); (23); (47); (); (19, 38)

**2013 GAME-BY-GAME (with Baltimore):** (25, 30); (50WR, 44WR); (28, 45, 43); (35, 24); (42, 50, 25, 44); (23); (46, 38, 32); (51); (36, 46); (52, 21); (30, 26, 33, 53); (43, 34, 38, 45, 48); (); (29, 24, 32, 49, 53, 61); (37WL); (38, 22, 34)

## POSTSEASON

| Year          | Team      | 1-19         | 20-29        | 30-39        | 40-49        | 50+        | Total        | Percent      |
|---------------|-----------|--------------|--------------|--------------|--------------|------------|--------------|--------------|
| 2012          | Baltimore | 1-1          | 1-1          | 1-1          | 1-1          | 0-0        | 4-4          | 100.0        |
| <b>Totals</b> |           | <b>1-1</b>   | <b>1-1</b>   | <b>1-1</b>   | <b>1-1</b>   | <b>0-0</b> | <b>4-4</b>   | <b>100.0</b> |
| <b>Pcts.</b>  |           | <b>100.0</b> | <b>100.0</b> | <b>100.0</b> | <b>100.0</b> | <b>0.0</b> | <b>100.0</b> |              |

# RAVENS RANTS: JUSTIN TUCKER

## JUST FOR KICKS



In 2013, **K Justin Tucker** earned his first Pro Bowl honor by setting team records in FGs made (38) and FGs attempted (41), with both figures tying (Stephen Gostkowski) for the NFL's most. Tucker had a franchise-record 140 points (tied for sixth in NFL), while his 6 FGs of 50+ yards tied (several players) for the NFL's most.

- In addition to his Pro Bowl honor, Tucker was named Special Teams Player of the Month (November) and AFC Special Teams Player of the Week three times.
- Tucker made 33-straight FGs at one point during the 2013 season, ranking as the NFL's fourth-longest streak of all time.
- His 6 FGs made on 12/16 at Detroit set a team record and were a single-game NFL high in 2013. Against the Lions, he became the first NFL kicker ever to connect from the 20-, 30-, 40-, 50- and 60-yard range in a game.
- Tucker kicked 3 game-winning FGs in 2013, including a franchise-record 61-yarder at Detroit. (He now has 6-career game-winners.)
- He is now 24-of-26 during his career when the Ravens are losing a game, and he's 16-of-17 when Baltimore is down by 7 points or less. The Pro Bowler is 12-of-13 in the last 2 minutes of a game during his career, and he's 22-of-24 in the fourth quarter.

### JUSTIN TUCKER FIELD GOALS / CAREER STATS

| Year          | 1-19       | 20-29        | 30-39        | 40-49        | 50+          | Total        | Pct.        | LG        | PAT          | Pts        |
|---------------|------------|--------------|--------------|--------------|--------------|--------------|-------------|-----------|--------------|------------|
| 2012          | 0-0        | 8-8          | 8-8          | 10-13        | 4-4          | 30-33        | 90.9        | 56        | 42-42        | 132        |
| 2013          | 0-0        | 10-10        | 12-13        | 10-11        | 6-7          | 38-41        | 92.7        | 61        | 26-26        | 140        |
| <b>Totals</b> | <b>0-0</b> | <b>18-18</b> | <b>20-21</b> | <b>20-24</b> | <b>10-11</b> | <b>68-74</b> | <b>91.9</b> | <b>61</b> | <b>68-68</b> | <b>272</b> |

## TOUCHBACK TIME

### MOST KICKOFF TOUCHBACKS / SINCE 2012

| Rk. | Player               | KO         | TB        | Pct.        | Yds.          | Avg.        | Ret.      |
|-----|----------------------|------------|-----------|-------------|---------------|-------------|-----------|
| 1.  | Matt Prater          | 210        | 146       | 69.5        | 13,675        | 65.1        | 64        |
| 2.  | Stephen Gostkowski   | 208        | 117       | 56.3        | 13,588        | 65.3        | 91        |
| 3.  | Michael Koenen       | 150        | 99        | 66.0        | 10,006        | 66.7        | 51        |
| 4.  | Thomas Morstead      | 173        | 97        | 56.1        | 11,429        | 66.1        | 75        |
| 5.  | Blair Walsh          | 168        | 96        | 57.1        | 11,233        | 66.9        | 71        |
| 6.  | Matt Bosher          | 166        | 95        | 57.2        | 10,951        | 66.0        | 71        |
| 7.  | <b>Justin Tucker</b> | <b>166</b> | <b>91</b> | <b>54.8</b> | <b>11,087</b> | <b>66.8</b> | <b>74</b> |

## TUCKER'S NFL NUMBERS

**6**

### Career game-winning FGs by K Justin Tucker:

- 2013: Week 15 at Det., 61-yarder
- 2013: Week 10 vs. Cin., 46-yarder in OT
  - 2013: Week 5 at Mia., 44-yarder
- 2012: Div. Playoff at Den., 47-yarder in 2OT
  - 2012: Week 12 at SD, 38-yarder in OT
  - 2012: Week 3 vs. NE, 27-yarder

**33**

Consecutive FGs Tucker made before finally missing in 2013's Week 16 matchup vs. NE. Tucker's stretch was the fourth-longest streak in NFL history and the longest in the league since former Ravens K Matt Stover hit 36-straight boots from 2005-06.

**50, 51, 51, 51, 52, 53, 53, 54, 56, 61**

10-career 50-plus-yard FGs by Tucker (on 11 attempts). Tucker has had three games where he's connected on dual 50+ FGs (Week 2 at Phi. & Week 7 at Hou. in 2012, and Week 15 at Det. in 2013).

## OVERHEARD ABOUT TUCK

### Former Ravens kicker and Ring of Honor inductee Matt Stover on K Justin Tucker:

"He's got good, high character, and that's very important. But more than anything, when you look at what he's able to do, he is just going to learn and continue to learn. He's not one of those guys that thinks he has it all figured it out, and that's the key. You never want someone to be content or to be fine staying status quo. You want someone who wants to get better, and I know he wants to do that."

### ESPN.com's Kevin Seifert on K Justin Tucker:

"It helps that Tucker is a delightfully even-keeled personality who felt compelled, first and foremost, to joke Monday night (12/16/13 at Detroit) about his impact on fantasy football playoffs. He doesn't appear to be a person easily affected by pressure."

## TUCKER STOUT IN FIRST TWO SEASONS

### BEST CAREER FIELD GOAL PERCENTAGE (Active Kickers / Min. 60 Att.)

| Rk. | Player (Team)               | FGM-FGA      | Pct.        |
|-----|-----------------------------|--------------|-------------|
| 1.  | <b>Justin Tucker (Bal.)</b> | <b>68-74</b> | <b>91.9</b> |
| 2.  | Dan Bailey (Dal.)           | 89-98        | 90.8        |
| 3.  | Blair Walsh (Min.)          | 61-68        | 89.7        |
| 4.  | Alex Henery (Phi.)          | 74-86        | 86.0        |

### MOST NFL POINTS (Since 2012)

| Rk. | Player (Team)               | Points     |
|-----|-----------------------------|------------|
| 1.  | Stephen Gostkowski (NE)     | 311        |
| 2.  | Matt Prater (Den.)          | 283        |
| 3.  | <b>Justin Tucker (Bal.)</b> | <b>272</b> |
| 4.  | Blair Walsh (Min.)          | 262        |

### CONSECUTIVE FIELD GOALS MADE (All-Time NFL Streaks)

| Rk. | Kicker (Years)              | FGs Made  |
|-----|-----------------------------|-----------|
| 1.  | Mike Vanderjagt (2002-04)   | 42        |
| 2.  | Gary Anderson (1997-98)     | 40        |
| 3.  | Matt Stover (2005-06)       | 36        |
| 4.  | <b>Justin Tucker (2013)</b> | <b>33</b> |

## TUCK'S SUPERB ROOKIE SEASON

### BEST NFL FIELD GOAL PERCENTAGE (2012 Season)

| Rk. | Player (Team)               | FGM-FGA      | Pct.        |
|-----|-----------------------------|--------------|-------------|
| 1.  | Kai Forbath (Was.)          | 17-18        | 94.4        |
| 2.  | Dan Bailey (Dal.)           | 29-31        | 93.5        |
|     | Phil Dawson (Cle.)          | 29-31        | 93.5        |
| 4.  | Blair Walsh (Min.)          | 35-38        | 92.1        |
| 5.  | S. Janikowski (Oak.)        | 31-34        | 91.2        |
| 6.  | <b>Justin Tucker (Bal.)</b> | <b>30-33</b> | <b>90.9</b> |

### BEST FIELD GOAL PERCENTAGE / ROOKIES (NFL History)

| Rk. | Player (Year)               | FGM-FGA      | Pct.        |
|-----|-----------------------------|--------------|-------------|
| 1.  | Blair Walsh (2012)          | 35-38        | 92.1        |
| 2.  | <b>Justin Tucker (2012)</b> | <b>30-33</b> | <b>90.9</b> |
| 3.  | Alex Henery (2011)          | 24-27        | 88.9        |
| 4.  | Dan Bailey (2011)           | 32-37        | 86.5        |
| 5.  | Ryan Succop (2009)          | 25-29        | 86.2        |
|     | Kris Brown (1999)           | 25-29        | 86.2        |

### BEST FIELD GOAL PERCENTAGE (Ravens Single-Season History)

| Rk. | Player (Year)               | FGM-FGA      | Pct.        |
|-----|-----------------------------|--------------|-------------|
| 1.  | Matt Stover (2006)          | 28-30        | 93.3        |
| 2.  | <b>Justin Tucker (2013)</b> | <b>38-41</b> | <b>92.7</b> |
| 3.  | <b>Justin Tucker (2012)</b> | <b>30-33</b> | <b>90.9</b> |
| 4.  | Matt Stover (2004)          | 29-32        | 90.6        |
| 5.  | Matt Stover (2000)          | 35-39        | 89.7        |
|     | Billy Cundiff (2010)        | 26-29        | 89.7        |



BALTIMORE  
**RAVENS**

**28**

**BRYNDEN TRAWICK**

SAFETY | 6-2 | 215

COLLEGE: Troy HS: Sprayberry (Marietta, GA)

BORN: 10/23/89, Marietta, GA

EXP. (NFL/RAVENS): Rookie GP/GS (PLAYOFFS): 8/0 (0/0)

**2013 SEASON HIGHLIGHTS:** Saw action in eight games after being one of two rookie free agents (WR Marlon Brown) to make the Ravens' opening-day 53-man roster...Finished tied for third on the team (CB Chykie Brown and S Jeromy Miles) with 8 special teams tackles

- Posted a solo special teams tackle before leaving the game with an ankle injury in the 19-3 win in **game 11 vs. NYJ (11/24)**
- Led the team with a career-high-tying 2 solo special teams tackles in the 20-17 overtime win in **game 9 vs. Cin. (11/10)**
- Signed to the Ravens' active roster on 10/29 after being waived by the Ravens and signed to their practice squad on 9/24
- Led the team with a career-high 2 solo special teams tackles in the 14-6 victory in **game 2 vs. Cle. (9/15)**
- Saw action in his first-career NFL game and recorded a special teams tackle in **game 1 at Den. (9/5)**

**COLLEGE HIGHLIGHTS:**

- Earned first-team All-Sun Belt honors as a senior after recording 83 tackles, 3 INTs and 4 PD
- Was the only player in the Sun Belt to average double-digit tackles (10.2 per game) during the 2011 season, as he collected 123 tackles (75 solo), ranking 16th in the NCAA with his tackles-per-game total

**2013**

**GAME-BY-GAME DEFENSE**

**RAVENS**

| Date/Opp.      | TT       | Solo                        | Asst.    | Sacks      | INT        | PD       | FF       | FR       |
|----------------|----------|-----------------------------|----------|------------|------------|----------|----------|----------|
| 9/5 @ Den.     |          | SAW ACTION ON SPECIAL TEAMS |          |            |            |          |          |          |
| 9/15 vs. Cle.  |          | SAW ACTION ON SPECIAL TEAMS |          |            |            |          |          |          |
| 9/22 vs. Hou.  |          | SAW ACTION ON SPECIAL TEAMS |          |            |            |          |          |          |
| 9/29 @ Buf.    |          | ON RAVENS PRACTICE SQUAD    |          |            |            |          |          |          |
| 10/6 @ Mia.    |          | ON RAVENS PRACTICE SQUAD    |          |            |            |          |          |          |
| 10/13 vs. GB   |          | ON RAVENS PRACTICE SQUAD    |          |            |            |          |          |          |
| 10/20 @ Pit.   |          | ON RAVENS PRACTICE SQUAD    |          |            |            |          |          |          |
| 11/3 @ Cle.    |          | INACTIVE                    |          |            |            |          |          |          |
| 11/10 vs. Cin. |          | SAW ACTION ON SPECIAL TEAMS |          |            |            |          |          |          |
| 11/17 @ Chi.   |          | SAW ACTION ON SPECIAL TEAMS |          |            |            |          |          |          |
| 11/24 vs. NYJ  |          | SAW ACTION ON SPECIAL TEAMS |          |            |            |          |          |          |
| 11/28 vs. Pit. |          | INACTIVE - ANKLE            |          |            |            |          |          |          |
| 12/8 vs. Min.  |          | INACTIVE - ANKLE            |          |            |            |          |          |          |
| 12/16 @ Det.   |          | INACTIVE - ANKLE            |          |            |            |          |          |          |
| 12/22 vs. NE   |          | SAW ACTION ON SPECIAL TEAMS |          |            |            |          |          |          |
| 12/29 @ Cin.   |          | SAW ACTION ON SPECIAL TEAMS |          |            |            |          |          |          |
| <b>Totals</b>  | <b>0</b> | <b>0</b>                    | <b>0</b> | <b>0-0</b> | <b>0-0</b> | <b>0</b> | <b>0</b> | <b>0</b> |

**2013**

**GAME-BY-GAME SPECIAL TEAMS TACKLES**

**RAVENS**

| Date/Opp.      | TT       | Solo                     | Asst.    | FF       | FR       | BK       |
|----------------|----------|--------------------------|----------|----------|----------|----------|
| 9/5 @ Den.     | 1        | 1                        | 0        | 0        | 0        | 0        |
| 9/15 vs. Cle.  | 2        | 2                        | 0        | 0        | 0        | 0        |
| 9/22 vs. Hou.  | 0        | 0                        | 0        | 0        | 0        | 0        |
| 9/29 @ Buf.    |          | ON RAVENS PRACTICE SQUAD |          |          |          |          |
| 10/6 @ Mia.    |          | ON RAVENS PRACTICE SQUAD |          |          |          |          |
| 10/13 vs. GB   |          | ON RAVENS PRACTICE SQUAD |          |          |          |          |
| 10/20 @ Pit.   |          | ON RAVENS PRACTICE SQUAD |          |          |          |          |
| 11/3 @ Cle.    |          | INACTIVE                 |          |          |          |          |
| 11/10 vs. Cin. | 2        | 2                        | 0        | 0        | 0        | 0        |
| 11/17 @ Chi.   | 1        | 1                        | 0        | 0        | 0        | 0        |
| 11/24 vs. NYJ  | 1        | 1                        | 0        | 0        | 0        | 0        |
| 11/28 vs. Pit. |          | INACTIVE - ANKLE         |          |          |          |          |
| 12/8 vs. Min.  |          | INACTIVE - ANKLE         |          |          |          |          |
| 12/16 @ Det.   |          | INACTIVE - ANKLE         |          |          |          |          |
| 12/22 vs. NE   | 0        | 0                        | 0        | 0        | 0        | 0        |
| 12/29 @ Cin.   | 1        | 1                        | 0        | 0        | 0        | 0        |
| <b>Totals</b>  | <b>8</b> | <b>8</b>                 | <b>0</b> | <b>0</b> | <b>0</b> | <b>0</b> |

**REGULAR SEASON**

| Year          | Team      | GP       | GS       | TACKLES  |          |          | SACKS      |            | INTERCEPTIONS |          |          |          |          | FUMBLES  |          |          |          |          |
|---------------|-----------|----------|----------|----------|----------|----------|------------|------------|---------------|----------|----------|----------|----------|----------|----------|----------|----------|----------|
|               |           |          |          | TT       | Solo     | Asst.    | No.        | Yards      | No.           | Yards    | LG       | TD       | PD       | FF       | FR       | Yards    |          |          |
| 2013          | Baltimore | 8        | 0        | 0        | 0        | 0        | 0.0        | 0.0        | 0             | 0        | 0        | 0        | 0        | 0        | 0        | 0        | 0        | 0        |
| <b>Totals</b> |           | <b>8</b> | <b>0</b> | <b>0</b> | <b>0</b> | <b>0</b> | <b>0.0</b> | <b>0.0</b> | <b>0</b>      | <b>0</b> | <b>0</b> | <b>0</b> | <b>0</b> | <b>0</b> | <b>0</b> | <b>0</b> | <b>0</b> | <b>0</b> |

SPECIAL TEAMS TACKLES (8): 2013 (8)

**CAREER SINGLE-GAME HIGHS (REGULAR SEASON)**

|                                 |                                   |
|---------------------------------|-----------------------------------|
| <b>Total Tackles:</b><br>None   | <b>Solo Tackles:</b><br>None      |
| <b>Sacks:</b><br>None           | <b>Interceptions:</b><br>None     |
| <b>Forced Fumbles:</b><br>None  | <b>Fumble Recoveries:</b><br>None |
| <b>Passes Defensed:</b><br>None |                                   |







BALTIMORE  
**RAVENS**

**91**

**COURTNEY UPSHAW**  
OUTSIDE LINEBACKER | 6-2 | 272

COLLEGE: Alabama HS: Eufaula (AL)

BORN: 12/13/89, Eufaula, AL

EXP. (NFL/RAVENS): 2/2 GP/GS (PLAYOFFS): 32/22 (4/2)

**2013 SEASON HIGHLIGHTS:** Played in all 16 games, including a career-high 13 starts, and recorded 29 tackles (18 solo), 2 PD and 1.5 sacks (-13 yards)

- Started and posted 2 tackles and a half-sack (-4 yards) in **game 15 vs. NE (12/22)**
- Subbed and netted 2 solo tackles and a sack (-9 yards) for a defense that allowed 22 rushing yards (fourth fewest by an opponent in franchise history) in the 26-23 victory in **game 5 at Mia. (10/6)**
- Started and had 3 solo tackles for a defense that did not allow a TD for the second-consecutive contest and held the Texans to 25% (3-of-12) on third down in the 30-9 victory in **game 3 vs. Hou. (9/22)**
- Started and netted 2 tackles for a defense that didn't allow a TD and held the Browns to 27% (4-of-15) on third down in the 14-6 victory in **game 2 vs. Cle. (9/15)**
- Posted 1 solo tackle in **game 1 at Den. (9/5)**

**CAREER HIGHLIGHTS:**

- Led all Ravens' rookies with 55 tackles (34 solo), 1.5 sacks (-10 yards), 2 PD and 2 FRs while playing in all 16 games (nine starts) in his rookie year (2012)
- Started his first-career game (recording a career-high 6 tackles) at Phi. (9/16/12)
- Played in his first-career NFL game vs. Cin. (9/10/12)

**2013**

**GAME-BY-GAME DEFENSE**

**RAVENS**

| Date/Opp.      | TT        | Solo      | Asst.     | Sacks         | INT        | PD       | FF       | FR       |
|----------------|-----------|-----------|-----------|---------------|------------|----------|----------|----------|
| 9/5 @ Den.     | 1         | 1         | 0         | 0-0           | 0-0        | 0        | 0        | 0        |
| 9/15 vs. Cle.  | 2         | 1         | 1         | 0-0           | 0-0        | 0        | 0        | 0        |
| 9/22 vs. Hou.  | 3         | 3         | 0         | 0-0           | 0-0        | 0        | 0        | 0        |
| 9/29 @ Buf.    | 2         | 1         | 1         | 0-0           | 0-0        | 0        | 0        | 0        |
| 10/6 @ Mia.    | 2         | 2         | 0         | 1-9           | 0-0        | 0        | 0        | 0        |
| 10/13 vs. GB   | 2         | 0         | 2         | 0-0           | 0-0        | 0        | 0        | 0        |
| 10/20 @ Pit.   | 2         | 2         | 0         | 0-0           | 0-0        | 0        | 0        | 0        |
| 11/3 @ Cle.    | 2         | 0         | 2         | 0-0           | 0-0        | 0        | 0        | 0        |
| 11/10 vs. Cin. | 4         | 4         | 0         | 0-0           | 0-0        | 1        | 0        | 0        |
| 11/17 @ Chi.   | 1         | 1         | 0         | 0-0           | 0-0        | 0        | 0        | 0        |
| 11/24 vs. NYJ  | 2         | 1         | 1         | 0-0           | 0-0        | 0        | 0        | 0        |
| 11/28 vs. Pit. | 1         | 1         | 0         | 0-0           | 0-0        | 0        | 0        | 0        |
| 12/8 vs. Min.  | 1         | 0         | 1         | 0-0           | 0-0        | 1        | 0        | 0        |
| 12/16 @ Det.   | 1         | 0         | 1         | 0-0           | 0-0        | 0        | 0        | 0        |
| 12/22 vs. NE   | 2         | 0         | 2         | 0.5-4         | 0-0        | 0        | 0        | 0        |
| 12/29 @ Cin.   | 1         | 1         | 0         | 0-0           | 0-0        | 0        | 0        | 0        |
| <b>Totals</b>  | <b>29</b> | <b>18</b> | <b>11</b> | <b>1.5-13</b> | <b>0-0</b> | <b>2</b> | <b>0</b> | <b>0</b> |

**REGULAR SEASON**

| Year          | Team      | GP        | GS        | TACKLES   |           |           | SACKS      |             | INTERCEPTIONS |          |          |          |          | FUMBLES  |          |          |
|---------------|-----------|-----------|-----------|-----------|-----------|-----------|------------|-------------|---------------|----------|----------|----------|----------|----------|----------|----------|
|               |           |           |           | TT        | Solo      | Asst.     | No.        | Yards       | No.           | Yards    | LG       | TD       | PD       | FF       | FR       | Yards    |
| 2012          | Baltimore | 16        | 9         | 55        | 34        | 21        | 1.5        | 10.0        | 0             | 0        | 0        | 0        | 2        | 0        | 2        | 5        |
| 2013          | Baltimore | 16        | 13        | 29        | 18        | 11        | 1.5        | 13.0        | 0             | 0        | 0        | 0        | 2        | 0        | 0        | 0        |
| <b>Totals</b> |           | <b>32</b> | <b>22</b> | <b>84</b> | <b>52</b> | <b>32</b> | <b>3.0</b> | <b>23.0</b> | <b>0</b>      | <b>0</b> | <b>0</b> | <b>0</b> | <b>4</b> | <b>0</b> | <b>2</b> | <b>5</b> |

**SPECIAL TEAMS TACKLES (5):** 2012 (5)


**CAREER SINGLE-GAME HIGHS (REGULAR SEASON)**

**Total Tackles:** 6 2 times (last: 10/14/12 vs. Dal.)  
**Solo Tackles:** 5 (9/16/12 at Phi.)  
**Sacks:** 1 2 times (last: 10/6/13 at Mia.)  
**INTs:** None  
**Forced Fumbles:** None  
**Fumble Recoveries:** 1 2 times (last: 11/18/12 at Pit.)  
**Passes Defensed:** 1 3 times (last: 12/8/13 vs. Min.)

**Additional Statistics:** Recorded a FF on special teams (12/9/12 at Was.)

**POSTSEASON**

| Year          | Team      | GP       | GS       | TACKLES  |          |          | SACKS      |            | INTERCEPTIONS |          |          |          |          | FUMBLES  |          |          |
|---------------|-----------|----------|----------|----------|----------|----------|------------|------------|---------------|----------|----------|----------|----------|----------|----------|----------|
|               |           |          |          | TT       | Solo     | Asst.    | No.        | Yards      | No.           | Yards    | LG       | TD       | PD       | FF       | FR       | Yards    |
| 2012          | Baltimore | 4        | 2        | 9        | 7        | 2        | 0.0        | 0.0        | 0             | 0        | 0        | 0        | 0        | 1        | 0        | 0        |
| <b>Totals</b> |           | <b>4</b> | <b>2</b> | <b>9</b> | <b>7</b> | <b>2</b> | <b>0.0</b> | <b>0.0</b> | <b>0</b>      | <b>0</b> | <b>0</b> | <b>0</b> | <b>0</b> | <b>1</b> | <b>0</b> | <b>0</b> |



BALTIMORE  
**RAVENS**

**71**

**RICK WAGNER**  
GUARD/TACKLE | 6-6 | 310

**COLLEGE:** Wisconsin **HS:** Nathan Hale (WI)  
**BORN:** 10/21/89, West Allis, WI  
**EXP. (NFL/RAVENS):** Rookie **GP/GS (PLAYOFFS):** 16/2 (0/0)

**2013 SEASON HIGHLIGHTS: (GP/GS 16/2)** Saw action in all 16 games, including two starts as a tight end in the “jumbo” package as a rookie

- Started (Ravens began the game in their “jumbo” package) and saw action on special teams in **game 15 vs. NE (12/22)**
- Played from scrimmage in the “jumbo” package and on special teams in **game 10 at Chi. (11/17)**
- Played from scrimmage and on special teams in the 20-17 overtime win in **game 9 vs. Cin. (11/10)**
- Started his first-career NFL game (Ravens began the game in their “jumbo” package) and helped protect QB Joe Flacco, allowing him to throw for 342 yards, 2 TDs and no INTs for a 112.6 QB rating in **game 6 vs. GB (10/13)**
- Played from scrimmage and on special teams in the 26-23 victory in **game 5 at Mia. (10/6)**
- Saw action on special teams in **game 4 at Buf. (9/29)** and the 30-9 victory in **game 3 vs. Hou. (9/22)**
- Saw action on special teams in the 14-6 victory in **game 2 vs. Cle. (9/15)**
- Played in his first-career NFL game and saw extended action at RT due to a Michael Oher ankle injury and helped protect QB Joe Flacco, who set career highs in passing attempts (62) and completions (34), while throwing for 362 yards (franchise-record 14th-career 300-yard game) and 2 TDs in **game 1 at Den. (9/5)**

#### **COLLEGE HIGHLIGHTS:**

- Appeared in 51 games with the Badgers, including 37 starts (27 at LT and 10 at RT), missing just three games in his career
- Appeared on the watch list for the 2012 Outland Trophy, given to the nation’s top collegiate interior lineman
- Served as team captain as a senior in 2012

#### **COLLEGE HONORS:**

- First-team All-Big Ten and Academic All-Big Ten (2012)
- Second-team All-American by CBS Sports and third-team All-American by *Phil Steele* (2012)
- Honorable mention All-American by *Sports Illustrated* and Midseason All-American by *The Sporting News* (2012)
- Tom Wiesner Award (outstanding team loyalty, hard work, spirit and dedication) (2012)
- Consensus honorable mention All-Big Ten (2010-11)



BALTIMORE  
**RAVENS**

**21**

**LARDARIUS WEBB**

**CORNERBACK/RETURN SPECIALIST | 5-10 | 182**

**COLLEGE:** Nicholls State **HS:** Beauregard (Opelika, AL)

**BORN:** 10/12/85, Opelika, AL

**EXP. (NFL/RAVENS):** 5/5 **GP/GS (PLAYOFFS):** 67/41 (4/2)

**2013 SEASON HIGHLIGHTS:** Started all 16 games for the first time in his career and recorded career highs in tackles (74), solo tackles (led the Ravens with 63), PD (led Ravens with 22) and recorded 2 INTs...His 22 PD ranked as the NFL's second most

- Netted 5 solo tackles and led the team with 4 PD in the 29-26 win in **game 13 vs. Min. (12/8)**
- Led the team with 6 solo tackles and 1 PD for a defense that allowed just 3 points and held the Jets to 8% (1-of-12) on third down in the 19-3 win in **game 11 vs. NYJ (11/24)**
- Started and recorded 5 tackles, an INT and a career-high 6 PD (the most in an NFL game this season) in the 20-17 overtime win in **game 9 vs. Cin. (11/10)**
- Started and posted 4 solo tackles and a team-leading 2 PD for a defense that held the Dolphins to 19% on 3rd down (3-of-16) in the 26-23 victory in **game 5 at Mia. (10/6)**
- Started and recorded 1 solo tackle before leaving the game with a thigh injury in **game 4 at Buf. (9/29)**
- Netted 7 solo tackles and 1 PD for a defense that did not allow a TD for the second-consecutive contest and held the Texans to 25% (3-of-12) on third down in the 30-9 victory in **game 3 vs. Hou. (9/22)**
- Started and finished second on the team with 9 tackles, including a team-leading 8 solo, for a defense that didn't allow a TD and held the Browns to 27% (4-of-15) on third down in the 14-6 victory in **game 2 vs. Cle. (9/15)**
- Started, seeing his first game action since a knee injury ended his 2012 season in Week 6 (vs. Dal. - 10/14/12), and produced 1 solo tackle and 1 PD in **game 1 at Den. (9/5)**

**CAREER HONORS:**

- *USA Today* All-Joe Team (players who are critical to their team, but don't receive Pro Bowl nods) in 2011 and 2013

**CAREER HIGHLIGHTS:**

- Led the Ravens with a then-career-high 20 PD and 5 INTs (tied for third in the AFC and eighth in the NFL) in 2011
- Recorded a career-high 22 PD in 2013, including a career-high 6 vs. Cin. (11/10/13)
- Scored his first-career PR-TD on a career-long 68-yarder at Cle. (12/4/11)
- Scored his first-career INT-TD on a 73-yard INT return vs. NYJ (10/2/11)
- Tallied a career-high 4 PD vs. Cle. (12/24/11)
- Recorded his first-career INT (which he returned for 32 yards) vs. Mia. (11/7/10)
- Recorded 35 KORs for 918 yards (26.2 avg.), including a 95-yard TD, in 2009

**2013**

**GAME-BY-GAME DEFENSE**

**RAVENS**

| Date/Opp.      | TT        | Solo      | Asst.     | Sacks      | INT         | PD        | FF       | FR       |
|----------------|-----------|-----------|-----------|------------|-------------|-----------|----------|----------|
| 9/5 @ Den.     | 1         | 1         | 0         | 0-0        | 0-0         | 1         | 0        | 0        |
| 9/15 vs. Cle.  | 9         | 8         | 1         | 0-0        | 0-0         | 0         | 0        | 0        |
| 9/22 vs. Hou.  | 7         | 7         | 0         | 0-0        | 0-0         | 0         | 0        | 0        |
| 9/29 @ Buf.    | 1         | 1         | 0         | 0-0        | 0-0         | 0         | 0        | 0        |
| 10/6 @ Mia.    | 4         | 4         | 0         | 0-0        | 0-0         | 2         | 0        | 0        |
| 10/13 vs. GB   | 6         | 3         | 3         | 0-0        | 0-0         | 1         | 0        | 0        |
| 10/20 @ Pit.   | 4         | 4         | 0         | 0-0        | 0-0         | 0         | 0        | 0        |
| 11/3 @ Cle.    | 6         | 5         | 1         | 0-0        | 0-0         | 1         | 0        | 0        |
| 11/10 vs. Cin. | 5         | 2         | 3         | 0-0        | 1-0         | 6         | 0        | 0        |
| 11/17 @ Chi.   | 4         | 4         | 0         | 0-0        | 0-0         | 1         | 0        | 0        |
| 11/24 vs. NYJ  | 5         | 5         | 0         | 0-0        | 0-0         | 1         | 0        | 0        |
| 11/28 vs. Pit. | 5         | 4         | 1         | 0-0        | 0-0         | 1         | 0        | 0        |
| 12/8 vs. Min.  | 5         | 5         | 0         | 0-0        | 0-0         | 4         | 0        | 0        |
| 12/16 @ Det.   | 4         | 4         | 0         | 0-0        | 0-0         | 1         | 0        | 0        |
| 12/22 vs. NE   | 4         | 3         | 1         | 0-0        | 0-0         | 1         | 0        | 0        |
| 12/29 @ Cin.   | 4         | 3         | 1         | 0-0        | 1-19        | 2         | 0        | 0        |
| <b>Totals</b>  | <b>74</b> | <b>63</b> | <b>11</b> | <b>0-0</b> | <b>2-19</b> | <b>22</b> | <b>0</b> | <b>0</b> |

# 21 LARDARIUS WEBB

## REGULAR SEASON

| Year          | Team      | GP        | GS        | TACKLES    |            |           | SACKS      |            | INTERCEPTIONS |            |            |          |           | FUMBLES  |          |          |
|---------------|-----------|-----------|-----------|------------|------------|-----------|------------|------------|---------------|------------|------------|----------|-----------|----------|----------|----------|
|               |           |           |           | TT         | Solo       | Asst.     | No.        | Yards      | No.           | Yards      | LG         | TD       | PD        | FF       | FR       | Yards    |
| 2009          | Baltimore | 14        | 4         | 36         | 25         | 11        | 1.0        | 4.0        | 0             | 0          | 0          | 0        | 6         | 0        | 0        | 0        |
| 2010          | Baltimore | 15        | 0         | 60         | 56         | 4         | 0.0        | 0.0        | 2             | 32         | 32         | 0        | 11        | 0        | 0        | 0        |
| 2011          | Baltimore | 16        | 15        | 68         | 55         | 13        | 1.0        | 5.5        | *5            | *81        | 73t        | 1        | *20       | 1        | 0        | 0        |
| 2012          | Baltimore | 6         | 6         | 25         | 24         | 1         | 0.0        | 0.0        | 1             | 8          | 8          | 0        | 6         | 1        | 1        | 0        |
| 2013          | Baltimore | 16        | 16        | 74         | *63        | 11        | 0.0        | 0.0        | 2             | 19         | 19         | 0        | *22       | 0        | 0        | 0        |
| <b>Totals</b> |           | <b>67</b> | <b>41</b> | <b>263</b> | <b>223</b> | <b>40</b> | <b>2.0</b> | <b>9.5</b> | <b>10</b>     | <b>140</b> | <b>73t</b> | <b>1</b> | <b>65</b> | <b>2</b> | <b>1</b> | <b>0</b> |

\*LEDTEAM

SPECIAL TEAMS TACKLES (11): 2009 (11)

## CAREER SINGLE-GAME HIGHS (REGULAR SEASON)

|   |   |
|---|---|
| <b>Total Tackles:</b><br>11 (9/11/11 vs. Pit.)              | <b>Solo Tackles:</b><br>9 3 times (last: 9/18/11 at Ten.) |
| <b>Sacks:</b><br>1 (11/16/09 at Cle.)                       | <b>INTs:</b><br>1 10 times (last: 12/29/13 at Cin.)       |
| <b>Forced Fumbles:</b><br>1 2 times (last: 9/16/12 at Phi.) | <b>Fumble Recoveries:</b><br>1 (9/10/12 vs. Cin.)         |
| <b>Passes Defensed:</b><br>6 (11/10/13 vs. Cin.)            |   |

## REGULAR SEASON

| Year          | Team      | GP        | GS        | KICKOFF RETURNS |            |             |            |          | PUNT RETURNS |           |            |            |            |          |
|---------------|-----------|-----------|-----------|-----------------|------------|-------------|------------|----------|--------------|-----------|------------|------------|------------|----------|
|               |           |           |           | No.             | Yards      | Avg.        | LG         | TD       | No.          | FC        | Yards      | Avg.       | LG         | TD       |
| 2009          | Baltimore | 14        | 4         | 35              | 918        | 26.2        | 95t        | 1        | 0            | 0         | -1         | -1.0       | -1         | 0        |
| 2010          | Baltimore | 15        | 0         | 0               | 0          | 0.0         | 0          | 0        | 21           | 12        | 199        | 9.5        | 35         | 0        |
| 2011          | Baltimore | 16        | 15        | 2               | 59         | 29.5        | 37         | 0        | 30           | 20        | 301        | 10.0       | 68t        | 1        |
| 2012          | Baltimore | 6         | 6         | 0               | 0          | 0.0         | 0          | 0        | 1            | 5         | 9          | 9.0        | 9          | 0        |
| 2013          | Baltimore | 16        | 16        | 0               | 0          | 0.0         | 0          | 0        | 1            | 7         | 13         | 13.0       | 13         | 0        |
| <b>Totals</b> |           | <b>67</b> | <b>41</b> | <b>37</b>       | <b>977</b> | <b>26.4</b> | <b>95t</b> | <b>1</b> | <b>53</b>    | <b>44</b> | <b>521</b> | <b>9.8</b> | <b>68t</b> | <b>1</b> |

## POSTSEASON

| Year          | Team      | GP       | GS       | TACKLES                |           |          | SACKS      |            | INTERCEPTIONS |          |          |          |          | FUMBLES  |          |          |          |
|---------------|-----------|----------|----------|------------------------|-----------|----------|------------|------------|---------------|----------|----------|----------|----------|----------|----------|----------|----------|
|               |           |          |          | TT                     | Solo      | Asst.    | No.        | Yards      | No.           | Yards    | LG       | TD       | PD       | FF       | FR       | Yards    |          |
| 2009          | Baltimore | --       | --       | INJURED RESERVE - KNEE |           |          | --         | --         | --            | --       | --       | --       | --       | --       | --       | --       | --       |
| 2010          | Baltimore | 2        | 0        | 5                      | 5         | 0        | 0.0        | 0.0        | 0             | 0        | 0        | 0        | 0        | 0        | 0        | 0        | 0        |
| 2011          | Baltimore | 2        | 2        | 10                     | 8         | 2        | 0.0        | 0.0        | 3             | 1        | 1        | 0        | 5        | 0        | 0        | 0        | 0        |
| 2012          | Baltimore | --       | --       | INJURED RESERVE - KNEE |           |          | --         | --         | --            | --       | --       | --       | --       | --       | --       | --       | --       |
| <b>Totals</b> |           | <b>4</b> | <b>2</b> | <b>15</b>              | <b>13</b> | <b>2</b> | <b>0.0</b> | <b>0.0</b> | <b>3</b>      | <b>1</b> | <b>1</b> | <b>0</b> | <b>5</b> | <b>0</b> | <b>0</b> | <b>0</b> | <b>0</b> |





BALTIMORE  
**RAVENS**

**98**

**BRANDON WILLIAMS**  
DEFENSIVE TACKLE | 6-1 | 335

**COLLEGE:** Missouri Southern State **HS:** Rockwood Summit (MO)

**BORN:** 2/21/89, St. Louis, MO

**EXP. (NFL/RAVENS):** Rookie **GP/GS (PLAYOFFS):** 7/0 (0/0)

**2013 SEASON HIGHLIGHTS:** Saw action in seven games as a rookie, producing 6 tackles, 1 sack (-5 yards) and 1 FR

- Recorded his first-career sack (-5 yards) in **game 7 at Pit. (10/20)**
- Posted a career-high 2 tackles in **game 6 vs. GB (10/13)**
- Recorded his first-career tackle (a TFL) for a defense that allowed 22 rushing yards (fourth fewest by an opponent in franchise history) in the 26-23 victory in **game 5 at Mia. (10/6)**
- Played in his first-career NFL game (missed the first three contests with a toe injury) and recorded his first-career FR (which led to a Ravens' TD three plays later) for a defense that forced 3 turnovers in **game 4 at Buf. (9/29)**
- Was a game-day inactive (toe) in **games 1-3**

**COLLEGE HONORS:**

- Three-time Division II first-team All-American (2010-12)
- Two-time All-Mid-America Intercollegiate Athletics Association and All-Region selection (2011-12)
- MIAA Defensive Player of the Year (2012)
- Regional (Daktronics) and National (*Beyond Sports Network & D2football.com*) Defensive Player of the Year (2012)

**COLLEGE HIGHLIGHTS:**

- Finished his Lions career after appearing in 42 games (30 starts), recording 191 tackles (87 solo), 52.5 TFL (-238 yards), 27 sacks (-166 yards), 14 PD and 6 FFs
- His 27 career sacks are a Missouri Southern State school record, while his 52.5 career TFL are also a school best
- Started the final 27 contests of his career at defensive tackle
- Served as team captain as a senior in 2012

| 2013                 |          |          |          |                |            |          |          |          |  |  |
|----------------------|----------|----------|----------|----------------|------------|----------|----------|----------|--|--|
| GAME-BY-GAME DEFENSE |          |          |          |                |            |          |          |          |  |  |
| RAVENS               |          |          |          |                |            |          |          |          |  |  |
| Date/Opp.            | TT       | Solo     | Asst.    | Sacks          | INT        | PD       | FF       | FR       |  |  |
| 9/5 @ Den.           |          |          |          | INACTIVE - TOE |            |          |          |          |  |  |
| 9/15 vs. Cle.        |          |          |          | INACTIVE - TOE |            |          |          |          |  |  |
| 9/22 vs. Hou.        |          |          |          | INACTIVE - TOE |            |          |          |          |  |  |
| 9/29 @ Buf.          | 0        | 0        | 0        | 0-0            | 0-0        | 0        | 0        | 1        |  |  |
| 10/6 @ Mia.          | 1        | 1        | 0        | 0-0            | 0-0        | 0        | 0        | 0        |  |  |
| 10/13 vs. GB         | 2        | 0        | 2        | 0-0            | 0-0        | 0        | 0        | 0        |  |  |
| 10/20 @ Pit.         | 1        | 1        | 0        | 1-5            | 0-0        | 0        | 0        | 0        |  |  |
| 11/3 @ Cle.          | 1        | 0        | 1        | 0-0            | 0-0        | 0        | 0        | 0        |  |  |
| 11/10 vs. Cin.       |          |          |          | INACTIVE       |            |          |          |          |  |  |
| 11/17 @ Chi.         | 0        | 0        | 0        | 0-0            | 0-0        | 0        | 0        | 0        |  |  |
| 11/24 vs. NYJ        |          |          |          | INACTIVE       |            |          |          |          |  |  |
| 11/28 vs. Pit.       |          |          |          | INACTIVE       |            |          |          |          |  |  |
| 12/8 vs. Min.        |          |          |          | INACTIVE       |            |          |          |          |  |  |
| 12/16 @ Det.         |          |          |          | INACTIVE       |            |          |          |          |  |  |
| 12/22 vs. NE         |          |          |          | INACTIVE       |            |          |          |          |  |  |
| 12/29 @ Cin.         | 1        | 1        | 0        | 0-0            | 0-0        | 0        | 0        | 0        |  |  |
| <b>Totals</b>        | <b>6</b> | <b>3</b> | <b>3</b> | <b>1-5</b>     | <b>0-0</b> | <b>0</b> | <b>0</b> | <b>1</b> |  |  |

**REGULAR SEASON**

| Year          | Team      | GP       | GS       | TACKLES  |          |          | SACKS      |            | INTERCEPTIONS |          |          |          |          | FUMBLES  |          |          |          |
|---------------|-----------|----------|----------|----------|----------|----------|------------|------------|---------------|----------|----------|----------|----------|----------|----------|----------|----------|
|               |           |          |          | TT       | Solo     | Asst.    | No.        | Yards      | No.           | Yards    | LG       | TD       | PD       | FF       | FR       | Yards    |          |
| 2013          | Baltimore | 7        | 0        | 6        | 3        | 3        | 1.0        | 5.0        | 0             | 0        | 0        | 0        | 0        | 0        | 0        | 1        | 0        |
| <b>Totals</b> |           | <b>7</b> | <b>0</b> | <b>6</b> | <b>3</b> | <b>3</b> | <b>1.0</b> | <b>5.0</b> | <b>0</b>      | <b>0</b> | <b>0</b> | <b>0</b> | <b>0</b> | <b>0</b> | <b>0</b> | <b>1</b> | <b>0</b> |

**CAREER SINGLE-GAME HIGHS (REGULAR SEASON)**

**Total Tackles:** 2 (10/13/13 vs. GB)  
**Sacks:** 1 (10/20/13 at Pit.)  
**Forced Fumbles:** None  
**Passes Defensed:** None

**Solo Tackles:** 1 3 times (last: 12/29/13 at Cin.)  
**Interceptions:** None  
**Fumble Recoveries:** 1 (9/29/13 at Buf.)



BALTIMORE  
RAVENS

73

MARSHAL YANDA  
GUARD/TACKLE | 6-3 | 305

COLLEGE: Iowa HS: Anamosa (IA)

BORN: 9/15/84, Cedar Rapids, IA

EXP. (NFL/RAVENS): 7/7 GP/GS (PLAYOFFS): 99/88 (10/10)

**2013 SEASON HIGHLIGHTS: (GP/GS 16/16)** Earned his third-consecutive Pro Bowl nod after starting all 16 games at RG, helping protect QB Joe Flacco, allowing him to set career highs in attempts (614), completions (362) and passing yards (3,912)

- Started at RG and helped protect QB Joe Flacco, allowing time for him to complete 65.4% of his passes (17 of 26) for 273 yards and a TD, including 2 60-plus-yard completions (60-yarder to Torrey Smith and a 66-yard TD pass to Jacoby Jones), in the 19-3 win in **game 11 vs. NYJ (11/24)**
- Started at RG and helped protect Flacco, allowing him to surpass the 20,000-yard career passing mark and helped the Ravens rush for 174 yards and 1 TD, including a season-high 131 (and 1 TD) by RB Ray Rice, in **game 10 at Chi. (11/17)**
- Started at RG and helped protect Flacco, allowing him to throw for 342 yards, 2 TDs and no INTs for a 112.6 QB rating in **game 6 vs. GB (10/13)**
- Started at RG, helping the Ravens total 384 yards, including 133 yards and 2 TDs rushing, in the 26-23 victory in **game 5 at Mia. (10/6)**
- Started at RG and helped the Ravens to a 30-9 victory in **game 3 vs. Hou. (9/22)**
- Started at RG and helped QB Joe Flacco post a 94.4 QB rating (22-of-33 passing for 211 yard, 1 TD and no INTs) in the 14-6 victory in **game 2 vs. Cle. (9/15)**
- Started at RG and helped protect QB Joe Flacco, who set career highs in passing attempts (62) and completions (34), while throwing for 362 yards (franchise-record 14th-career 300-plus-yard game) and 2 TDs in **game 1 at Den. (9/5)**

#### CAREER HIGHLIGHTS:

- Helped the Ravens establish a franchise record for points with 398, as well as gaining 5,640 total yards (second-highest total in franchise history) in 2012
- Helped pave the way for RB Ray Rice to score a franchise-record 15 total TDs (12 rushing and 3 receiving) and rush for a career-high 1,364 yards, part of 1,996 rushing yards by the Ravens in 2011...Rice led the league with 2,068 yards from scrimmage
- Helped protect QB Joe Flacco, allowing him to complete 62.6% of his passes (306 of 489) for 3,622 passing yards and set career highs with 25 TDs and a 93.6 QB rating in 2010
- In 2009, helped the Ravens post 5,619 total yards (third-highest total in franchise history), including the then-Top 3 single-game yardage totals in team history (548 in game 13 vs. Det. - 12/13/09, 501 in game 1 vs. KC - 9/13/09 and 479 yards in game 3 vs. Cle. - 9/27/09)
- Helped the Ravens set a record for most TDs scored (47) in 2009...Ravens also tallied a team-record 22 rushing TDs
- Was one of three rookies to start along the Ravens' O-line in 2007 (most in the NFL)...Protected Ravens QBs, allowing them time to complete a then-franchise-record 341 passes (61.2%) for 3,308 yards and helped open holes, allowing the Ravens to rush for 1,797 yards

#### CAREER HONORS:

- Three-time Pro Bowler (2011-13)
- *Associated Press* second-team All-Pro (2011-12)
- *PFW/PFWA* first-team All-Pro (2012) *Pro Football Weekly* mid-season All-Pro (2012)
- *Sports Illustrated* (Peter King) All-Pro Team (2010-12)



# – RAVENS RECORDS –

- Service/Scoring
- Passing
- Receiving
- Rushing
- Interceptions
- Tackles/Sacks/Fumbles
- Punt Returns
- Kickoff Returns
- Punting
- Combined/Scrimmage Yards
- Team Records
- Opponent Single-Game Bests

# SERVICE/SCORING RECORDS

## SERVICE RECORDS

### MOST COMPLETE SEASONS

|           |                                |
|-----------|--------------------------------|
| 17        | Ray Lewis (1996-2012)          |
| 13        | Matt Stover (1996-2008)        |
| 12        | Jonathan Ogden (1996-2007)     |
| <b>11</b> | <b>Terrell Suggs (2003-13)</b> |
|           | Ed Reed (2002-2012)            |
|           | Mike Flynn (1997-2007)         |

### MOST CONSECUTIVE STARTS

|           |                                    |
|-----------|------------------------------------|
| <b>96</b> | <b>Joe Flacco (2008-present)</b>   |
| <b>80</b> | <b>Michael Oher (2009-present)</b> |
|           | Jarret Johnson (2007-11)           |
| 73        | Michael McCrary (1997-2001)        |
|           | Jamie Sharper (1997-2001)          |
| 64        | Matt Birk (2009-present)           |
|           | Rod Woodson (1998-2001)            |

### MOST GAMES PLAYED

|            |                                     |
|------------|-------------------------------------|
| 228        | Ray Lewis (1996-2012)               |
| 207        | Matt Stover (1996-2008)             |
| 177        | Jonathan Ogden (1996-2007)          |
| <b>165</b> | <b>Terrell Suggs (2003-present)</b> |
| 160        | Ed Reed (2002-12)                   |
| 143        | Jarret Johnson (2003-11)            |

### MOST CONSECUTIVE GAMES PLAYED

|            |                                |
|------------|--------------------------------|
| 129        | Jarret Johnson (2003-11)       |
| <b>128</b> | <b>Sam Koch (2006-present)</b> |
| 111        | Peter Boulware (1997-2003)     |
| 110        | Matt Stover (2002-08)          |
| <b>105</b> | <b>Terrell Suggs (2003-09)</b> |
| 97         | Matt Stover (1996-2002)        |

## SCORING RECORDS

### MOST POINTS SCORED

|               |  |
|---------------|--|
| <b>CAREER</b> |  |
| 1,464         | Matt Stover (402 PATs, 354 FGs), 1996-2008 |
| 294           | Billy Cundiff (96 PATs, 66 FGs), 2009-11   |
| 284           | Jamal Lewis (47 TDs, 1 2-pt), 2000-06      |

### SEASON

|            |  |
|------------|--|
| <b>140</b> | <b>Justin Tucker (26 PATs, 38 FGs), 2013</b> |
| 135        | Matt Stover (30 PATs, 35 FGs), 2000          |
| 134        | Matt Stover (35 PATs, 33 FGs), 2003          |

### GAME

|           |   |
|-----------|---|
| 24        | Marcus Robinson (11/23/03 vs. Sea.), 4 TDs                      |
| <b>18</b> | <b>Justin Tucker (12/16/13 at Det.), 6 FGs</b>                  |
|           | <b>Ray Rice (10/30/11 vs. Ari.), 3 TDs</b>                      |
|           | <b>Torrey Smith (9/25/11 at STL), 3 TDs</b>                     |
|           | Anquan Boldin (9/26/10 vs. Cle.), 3 TDs                         |
|           | Willis McGahee (1/3/10 at Oak.), 3 TDs                          |
|           | Jamal Lewis (twice, 11/19/06 vs. Atl.; 12/7/03 vs. Cin.), 3 TDs |
|           | Matt Stover (9/21/97 at Ten.), 5 FGs, 3 PATs                    |
|           | Qadry Ismail (12/12/99 at Pit.), 3 TDs                          |
|           | Jermaine Lewis (12/7/97 vs. Sea.), 3 TDs                        |
|           | Michael Jackson (12/22/96 vs. Hou.), 3 TDs                      |

### MOST POINTS BY A ROOKIE

|               |  |
|---------------|--|
| <b>SEASON</b> |  |
| <b>132</b>    | <b>Justin Tucker (2012), 30 FGs, 42 PATs</b>                     |
| <b>44</b>     | <b>Marlon Brown (2013), 7 TDs, 1 (2-pt.)</b>                     |
| <b>42</b>     | <b>Torrey Smith (2011), 7 TDs</b>                                |
| 38            | Jamal Lewis (2000), 6 TDs, 1 (2-pt.)                             |
| <b>GAME</b>   |  |
| <b>18</b>     | <b>Torrey Smith (9/25/11 at STL), 3 TDs</b>                      |
| <b>15</b>     | <b>Justin Tucker (12/23/12 vs. NYG), 4 FGs, 3 PATs</b>           |
| <b>14</b>     | <b>Marlon Brown (11/3/13 at Cle.), 2 TDs, 1 2-pt.</b>            |
| <b>14</b>     | <b>Justin Tucker (9/10/12 vs. Cin.), 3 FGs, 5 PATs</b>           |
| <b>13</b>     | <b>Justin Tucker (11/11/12 vs. Oak.), 2 FGs, 7 PATs</b>          |
| 12            | Clarence Moore (twice, 12/12/04 vs. NYG; 11/14/04 at NYJ), 2 TDs |
|               | Jamal Lewis (11/26/00 vs. Cle.), 2 TDs                           |
|               | Travis Taylor (9/10/00 vs. Jax.), 2 TDs                          |

### MOST CONSECUTIVE GAMES SCORING

|    |                                |
|----|--------------------------------|
| 92 | Matt Stover (9/30/02-12/16/07) |
|----|--------------------------------|

### MOST TOUCHDOWNS

|               |  |
|---------------|--|
| <b>CAREER</b> |  |
| 47            | Jamal Lewis (2000-06), 45 rush, 2 rec.                             |
| <b>43</b>     | <b>Ray Rice (2008-13), 37 rush, 6 rec.</b>                         |
| 41            | Todd Heap (2001-10), 41 rec.                                       |
| 35            | Willis McGahee (2007-10), 31 rush, 4 rec.                          |
| <b>SEASON</b> |  |
| <b>15</b>     | <b>Ray Rice (2011), 12 rush, 3 rec.</b>                            |
| 14            | Willis McGahee (2009), 12 rush, 2 rec.                             |
|               | Jamal Lewis (2003), 14 rush  |
|               | Michael Jackson (1996), 14 rec.                                    |
| 11            | Le'Ron McClain (2008), 10 rush, 1 rec.                             |
| <b>GAME</b>   |  |
| 4             | Marcus Robinson (vs. Sea., 11/23/03), 4 rec.                       |
| <b>3</b>      | <b>Ray Rice (10/30/11 vs. Ari.), 3 rush</b>                        |
|               | <b>Torrey Smith (9/25/11 at STL), 3 rec.</b>                       |
|               | Anquan Boldin (9/26/10 vs. Cle.), 3 rec.                           |
|               | Willis McGahee (at Oak., 1/3/10), 3 rush                           |
|               | Jamal Lewis (twice, vs. Atl., 11/19/06; vs. Cin., 12/7/03), 3 rush |
|               | Qadry Ismail (12/12/99 at Pit.), 3 rec.                            |
|               | Jermaine Lewis (12/7/97 vs. Sea.), 2 PR, 1 rec.                    |
|               | Michael Jackson (12/22/96 vs. Hou.), 3 rec.                        |

\* NFL Record

\*\* Ties NFL Record

### MOST TOUCHDOWNS, ROOKIE SEASON

|          |                                    |
|----------|------------------------------------|
| <b>7</b> | <b>Marlon Brown (2013), 7 rec.</b> |
|          | <b>Torrey Smith (2011), 7 rec.</b> |
| 6        | Jamal Lewis (2000), 6 rush         |

### MOST CONSECUTIVE GAMES SCORING A TD

|          |                                    |
|----------|------------------------------------|
| 7        | Willis McGahee, 2007 (games 6-12)  |
| <b>5</b> | <b>Ray Rice, 2009 (games 5-9)</b>  |
|          | Michael Jackson, 1996 (games 7-11) |
| 4        | Willis McGahee, 2009 (games 1-4)   |
|          | Jamal Lewis, 2003 (games 1-4)      |

### MOST (KICKING) PAT ATTEMPTED

|               |  |
|---------------|--|
| <b>CAREER</b> |  |
| 403           | Matt Stover (1996-2008)                  |
| 96            | Billy Cundiff (2009-11)                  |
| <b>SEASON</b> |  |
| <b>42</b>     | <b>Justin Tucker (2012)</b>              |
| 41            | Matt Stover (2008)                       |
| 39            | Billy Cundiff (2010)                     |
| <b>GAME</b>   |  |
| <b>7</b>      | <b>Justin Tucker (11/11/12 vs. Oak.)</b> |
| 6             | Billy Cundiff (12/13/09 vs. Det.)        |
|               | Matt Stover (12/19/05 vs. GB)            |

### MOST (KICKING) PAT MADE

|               |  |
|---------------|--|
| <b>CAREER</b> |  |
| 402           | Matt Stover (1996-2008)                  |
| 96            | Billy Cundiff (2009-11)                  |
| <b>SEASON</b> |  |
| <b>42</b>     | <b>Justin Tucker (2012)</b>              |
| 41            | Matt Stover (2008)                       |
| 39            | Billy Cundiff (2010)                     |
| <b>GAME</b>   |  |
| <b>7</b>      | <b>Justin Tucker (11/11/12 vs. Oak.)</b> |
| 6             | Billy Cundiff (12/13/09 vs. Det.)        |
|               | Matt Stover (12/19/05 vs. GB)            |

### MOST CONSECUTIVE (KICKING) PAT MADE

|     |                                 |
|-----|---------------------------------|
| 389 | Matt Stover (10/27/96-12/28/09) |
|-----|---------------------------------|

### HIGHEST (KICKING) PAT PERCENTAGE

|                              |  |
|------------------------------|--|
| <b>CAREER (MIN. 40 ATT.)</b> |  |
| <b>1.000</b>                 | <b>Justin Tucker (2012-13, 68 of 68)</b> |
| 1.000                        | Billy Cundiff (2009-11, 96 of 96)        |
| .998                         | Matt Stover (1996-2008, 402 of 403)      |

### MOST 2-POINT CONVERSIONS

|               |   |
|---------------|---|
| <b>CAREER</b> |   |
| 5             | Todd Heap (2001-10)                         |
| 3             | Michael Jackson (1996-98)                   |
| <b>SEASON</b> |   |
| *4            | Todd Heap (2003)                            |
| 2             | Floyd Turner (1998), Michael Jackson (1996) |
| <b>GAME</b>   |   |
| **2           | Todd Heap (10/19/03 at Cin.)                |
|               | Michael Jackson (10/6/96 vs. NE)            |

### MOST FIELD GOALS ATTEMPTED

|               |   |
|---------------|---|
| <b>CAREER</b> |   |
| 418           | Matt Stover (1996-2008)                 |
| 83            | Billy Cundiff (2009-11)                 |
| <b>SEASON</b> |   |
| <b>41</b>     | <b>Justin Tucker (2013)</b>             |
| 39            | Matt Stover (2000)                      |
| 38            | Matt Stover (2003)                      |
| <b>GAME</b>   |   |
| <b>6</b>      | <b>Justin Tucker (12/16/13 at Det.)</b> |
|               | Billy Cundiff (11/22/09 vs. Ind.)       |
|               | Matt Stover (9/21/97 at Ten.)           |

### MOST FIELD GOALS MADE

|               |   |
|---------------|---|
| <b>CAREER</b> |   |
| 354           | Matt Stover (1996-2008)                               |
| <b>68</b>     | <b>Justin Tucker (2012-13)</b>                        |
| <b>SEASON</b> |   |
| <b>38</b>     | <b>Justin Tucker (2013)</b>                           |
| 35            | Matt Stover (2000)                                    |
| 33            | Matt Stover (2003)                                    |
| <b>30</b>     | <b>Justin Tucker (2012), Matt Stover (2005, 2001)</b> |
| <b>GAME</b>   |   |
| <b>6</b>      | <b>Justin Tucker (12/16/13 at Det.)</b>               |
| 5             | 7 times, last by Justin Tucker (11/28/13 vs. Pit.)    |

### MOST CONSECUTIVE FIELD GOALS MADE

|           |   |
|-----------|---|
| 36        | Matt Stover (10/31/05-11/19/06)         |
| <b>33</b> | <b>Justin Tucker (9/22/13-12/16/13)</b> |
| 22        | Matt Stover (11/7/99-9/17/00)           |

### MOST FIELD GOALS, 1 QUARTER

|          |   |
|----------|---|
| <b>3</b> | <b>Justin Tucker (12/16/13 at Det. - 2nd qrt)</b> |
|          | Matt Stover (11/18/07 vs. Cle. - 4th qrt)         |
|          | Matt Stover (9/17/06 vs. Oak. - 1st qrt)          |
|          | Matt Stover (10/31/05 at Pit. - 4th qrt)          |
|          | Matt Stover (11/7/04 vs. Cle. - 2nd qrt)          |
|          | Matt Stover (10/26/03 vs. Den. - 2nd qrt)         |
|          | Matt Stover (1/7/02 vs. Min. - 2nd qrt)           |
|          | Matt Stover (12/26/99 vs. Cin. - 2nd qrt)         |
|          | Matt Stover (11/24/96 vs. Jax. - 2nd qrt)         |

### MOST CONSECUTIVE GAMES SCORING FGs

|     |                                   |
|-----|-----------------------------------|
| *38 | Matt Stover (10/31/99 - 12/16/01) |
|-----|-----------------------------------|

### LONGEST FIELD GOAL MADE

|           |   |
|-----------|---|
| <b>61</b> | <b>Justin Tucker (12/16/13 at Det.)</b> |
| <b>56</b> | <b>Justin Tucker (9/16/12 at Phi.)</b>  |
|           | Wade Richey (9/14/03 vs. Cle.)          |

### LONGEST FIELD GOAL ATTEMPTED

|           |   |
|-----------|---|
| <b>61</b> | <b>Justin Tucker (12/16/13 at Det.)</b> |
| <b>56</b> | <b>Justin Tucker (9/16/12 at Phi.)</b>  |
|           | Billy Cundiff (11/29/09 vs. Pit.)       |
|           | Wade Richey (9/14/03 vs. Cle.)          |

### HIGHEST FIELD GOAL PERCENTAGE

|                              |  |
|------------------------------|--|
| <b>CAREER (MIN. 50 ATT.)</b> |  |
| <b>91.9</b>                  | <b>Justin Tucker (2012-13), 68 of 74</b> |
| 84.7                         | Matt Stover (1996-2008), 354 of 418      |
| <b>SEASON (MIN. 16 ATT.)</b> |  |
| 93.3                         | Matt Stover (2006), 28-30                |
| <b>92.7</b>                  | <b>Justin Tucker (2013), 38-41</b>       |
| <b>90.9</b>                  | <b>Justin Tucker (2012), 30-33</b>       |

### MOST SAFETIES

|               |  |
|---------------|--|
| <b>CAREER</b> |  |
| <b>2</b>      | <b>Jameel McClain (2008-13)</b>                            |
| 1             | Ray Lewis (1996-2011)                                      |
|               | Ed Reed (2002-11)  |
|               | Rob Burnett (1996-2001)                                    |
|               | Michael McCrary (1997-2002)                                |
|               | Adalius Thomas (2000-06)                                   |
| <b>SEASON</b> |  |
| <b>2</b>      | <b>Jameel McClain (2008)</b>                               |
| 1             | Ed Reed (2006)   |
|               | Ray Lewis (1999)   |
|               | Adalius Thomas (2006)                                      |
|               | Michael McCrary (2000)                                     |
|               | Rob Burnett (1998)   |
| <b>GAME</b>   |  |
| <b>1</b>      | <b>7 times, last by Jameel McClain (11/23/08 vs. Phi.)</b> |



# ALL-TIME SCORING

| RK | NAME (SEASONS)                           | -----TOUCHDOWNS----- |           |           |          | -----PATS----- |           | ---FIELD GOALS--- |           | 2PT      | S        | PTS        |
|----|--|----------------------|-----------|-----------|----------|----------------|-----------|-------------------|-----------|----------|----------|------------|
|    |  | TOTAL                | RUN       | REC       | RET      | MADE           | ATT       | MADE              | ATT       |          |          |            |
| 1  | Matt Stover (1996-2008)                  | 0                    | 0         | 0         | 0        | 402            | 403       | 354               | 418       | 0        | 0        | 1,464      |
| 2  | Billy Cundiff (2009-11)                  | 0                    | 0         | 0         | 0        | 96             | 96        | 66                | 83        | 0        | 0        | 294        |
| 3  | Jamal Lewis (2000-06)                    | 47                   | 45        | 2         | 0        | 0              | 0         | 0                 | 0         | 1        | 0        | 284        |
| 4  | <b>Justin Tucker (2012-13)</b>           | <b>0</b>             | <b>0</b>  | <b>0</b>  | <b>0</b> | <b>68</b>      | <b>68</b> | <b>68</b>         | <b>74</b> | <b>0</b> | <b>0</b> | <b>272</b> |
| 5  | <b>Ray Rice (2008-13)</b>                | <b>43</b>            | <b>37</b> | <b>6</b>  | <b>0</b> | <b>0</b>       | <b>0</b>  | <b>0</b>          | <b>0</b>  | <b>1</b> | <b>0</b> | <b>260</b> |
| 6  | Todd Heap (2001-10)                      | 41                   | 0         | 41        | 0        | 0              | 0         | 0                 | 0         | 5        | 0        | 256        |
| 7  | Willis McGahee (2007-10)                 | 35                   | 31        | 4         | 0        | 0              | 0         | 0                 | 0         | 0        | 0        | 210        |
| 8  | Derrick Mason (2005-10)                  | 29                   | 0         | 29        | 0        | 0              | 0         | 0                 | 0         | 1        | 0        | 176        |
| 9  | Jermaine Lewis (1996-2001)               | 22                   | 0         | 16        | 6        | 0              | 0         | 0                 | 0         | 0        | 0        | 132        |
| 10 | <b>Torrey Smith (2011-13)</b>            | <b>19</b>            | <b>0</b>  | <b>19</b> | <b>0</b> | <b>0</b>       | <b>0</b>  | <b>0</b>          | <b>0</b>  | <b>1</b> | <b>0</b> | <b>116</b> |
| 11 | Michael Jackson (1996-98)                | 18                   | 0         | 18        | 0        | 0              | 0         | 0                 | 0         | 3        | 0        | 114        |
| 12 | Derrick Alexander (1996-97)              | 18                   | 0         | 18        | 0        | 0              | 0         | 0                 | 0         | 1        | 0        | 110        |
|    | Qadry Ismail (1999-2001)                 | 18                   | 0         | 18        | 0        | 0              | 0         | 0                 | 0         | 1        | 0        | 110        |
| 14 | Travis Taylor (2000-04)                  | 15                   | 0         | 15        | 0        | 0              | 0         | 0                 | 0         | 0        | 0        | 90         |
| 15 | Anquan Boldin (2010-12)                  | 14                   | 0         | 14        | 0        | 0              | 0         | 0                 | 0         | 1        | 0        | 86         |
| 16 | Mark Clayton (2005-09)                   | 14                   | 2         | 12        | 0        | 0              | 0         | 0                 | 0         | 0        | 0        | 84         |
|    | Le'Ron McClain (2007-10)                 | 14                   | 12        | 2         | 0        | 0              | 0         | 0                 | 0         | 0        | 0        | 84         |
| 18 | Ed Reed (2002-12)                        | 13                   | 0         | 0         | 13       | 0              | 0         | 0                 | 0         | 0        | 1        | 80         |
| 19 | Priest Holmes (1997-2000)                | 11                   | 10        | 1         | 0        | 0              | 0         | 0                 | 0         | 0        | 0        | 66         |
|    | <b>Dennis Pitta (2010-13)</b>            | <b>11</b>            | <b>0</b>  | <b>11</b> | <b>0</b> | <b>0</b>       | <b>0</b>  | <b>0</b>          | <b>0</b>  | <b>0</b> | <b>0</b> | <b>66</b>  |
| 21 | Steve Hauschka (2008-09)                 | 0                    | 0         | 0         | 0        | 27             | 28        | 10                | 15        | 0        | 0        | 57         |
| 22 | Bam Morris (1996-97)                     | 9                    | 8         | 1         | 0        | 0              | 0         | 0                 | 0         | 0        | 0        | 54         |
| 23 | <b>Joe Flacco (2008-13)</b>              | <b>8</b>             | <b>8</b>  | <b>0</b>  | <b>0</b> | <b>0</b>       | <b>0</b>  | <b>0</b>          | <b>0</b>  | <b>0</b> | <b>0</b> | <b>48</b>  |
|    | Patrick Johnson (1998-2001, 2005)        | 8                    | 0         | 7         | 1        | 0              | 0         | 0                 | 0         | 0        | 0        | 48         |
|    | Daniel Wilcox (2004-08)                  | 8                    | 0         | 8         | 0        | 0              | 0         | 0                 | 0         | 0        | 0        | 48         |
| 26 | Floyd Turner (1996, 1998)                | 7                    | 0         | 7         | 0        | 0              | 0         | 0                 | 0         | 2        | 0        | 46         |
| 27 | <b>Marlon Brown (2013)</b>               | <b>7</b>             | <b>0</b>  | <b>7</b>  | <b>0</b> | <b>0</b>       | <b>0</b>  | <b>0</b>          | <b>0</b>  | <b>1</b> | <b>0</b> | <b>44</b>  |
|    | Chester Taylor (2002-05)                 | 7                    | 4         | 3         | 0        | 0              | 0         | 0                 | 0         | 1        | 0        | 44         |
| 29 | <b>Ed Dickson (2010-13)</b>              | <b>7</b>             | <b>0</b>  | <b>7</b>  | <b>0</b> | <b>0</b>       | <b>0</b>  | <b>0</b>          | <b>0</b>  | <b>0</b> | <b>0</b> | <b>42</b>  |
|    | Eric Green (1996-98)                     | 7                    | 0         | 7         | 0        | 0              | 0         | 0                 | 0         | 0        | 0        | 42         |
|    | <b>Jacoby Jones (2012-13)</b>            | <b>7</b>             | <b>0</b>  | <b>3</b>  | <b>4</b> | <b>0</b>       | <b>0</b>  | <b>0</b>          | <b>0</b>  | <b>0</b> | <b>0</b> | <b>42</b>  |
|    | Chris McAlister (1999-2008)              | 7                    | 0         | 0         | 7        | 0              | 0         | 0                 | 0         | 0        | 0        | 42         |
|    | Errict Rhett (1998-99)                   | 7                    | 5         | 2         | 0        | 0              | 0         | 0                 | 0         | 0        | 0        | 42         |
|    | Shannon Sharpe (2000-01)                 | 7                    | 0         | 7         | 0        | 0              | 0         | 0                 | 0         | 0        | 0        | 42         |
|    | <b>Brandon Stokley (1999-2002, 2013)</b> | <b>7</b>             | <b>0</b>  | <b>7</b>  | <b>0</b> | <b>0</b>       | <b>0</b>  | <b>0</b>          | <b>0</b>  | <b>0</b> | <b>0</b> | <b>42</b>  |
| 36 | Marcus Robinson (2003-03)                | 6                    | 0         | 6         | 0        | 0              | 0         | 0                 | 0         | 0        | 0        | 36         |
| 37 | Earnest Byner (1996-97)                  | 5                    | 4         | 1         | 0        | 0              | 0         | 0                 | 0         | 1        | 0        | 32         |
|    | Clarence Moore (2004-06)                 | 5                    | 0         | 5         | 0        | 0              | 0         | 0                 | 0         | 1        | 0        | 32         |
|    | Adalius Thomas (2000-06)                 | 5                    | 0         | 0         | 5        | 0              | 0         | 0                 | 0         | 0        | 1        | 32         |
| 40 | Jason Brookins (2001)                    | 5                    | 5         | 0         | 0        | 0              | 0         | 0                 | 0         | 0        | 0        | 30         |
|    | Terry Jones (2002-05)                    | 5                    | 0         | 5         | 0        | 0              | 0         | 0                 | 0         | 0        | 0        | 30         |
|    | Rod Woodson (1998-2001)                  | 5                    | 0         | 0         | 5        | 0              | 0         | 0                 | 0         | 0        | 0        | 30         |
| 43 | Justin Armour (1999)                     | 4                    | 0         | 4         | 0        | 0              | 0         | 0                 | 0         | 0        | 0        | 24         |
|    | Obafemi Ayanbadejo (1999-2001)           | 4                    | 2         | 2         | 0        | 0              | 0         | 0                 | 0         | 0        | 0        | 24         |
|    | Randy Hymes (2002-05)                    | 4                    | 0         | 4         | 0        | 0              | 0         | 0                 | 0         | 0        | 0        | 24         |
|    | Alan Ricard (2001-05)                    | 4                    | 2         | 0         | 2        | 0              | 0         | 0                 | 0         | 0        | 0        | 24         |
|    | Musa Smith (2003-07)                     | 4                    | 4         | 0         | 0        | 0              | 0         | 0                 | 0         | 0        | 0        | 24         |
|    | Demetrius Williams (2006-09)             | 4                    | 0         | 4         | 0        | 0              | 0         | 0                 | 0         | 0        | 0        | 24         |
| 49 | Ray Lewis (1996-2012)                    | 3                    | 0         | 0         | 3        | 0              | 0         | 0                 | 0         | 0        | 1        | 20         |
| 50 | Terry Allen (2001)                       | 3                    | 3         | 0         | 0        | 0              | 0         | 0                 | 0         | 0        | 0        | 18         |
|    | Stoney Case (1999)                       | 3                    | 3         | 0         | 0        | 0              | 0         | 0                 | 0         | 0        | 0        | 18         |
|    | <b>Dallas Clark (2013)</b>               | <b>3</b>             | <b>0</b>  | <b>3</b>  | <b>0</b> | <b>0</b>       | <b>0</b>  | <b>0</b>          | <b>0</b>  | <b>0</b> | <b>0</b> | <b>18</b>  |
|    | Devard Darling (2004-07)                 | 3                    | 0         | 3         | 0        | 0              | 0         | 0                 | 0         | 0        | 0        | 18         |
|    | Yamon Figurs (2007-08)                   | 3                    | 0         | 1         | 2        | 0              | 0         | 0                 | 0         | 0        | 0        | 18         |
|    | T.J. Houshmandzadeh (2010)               | 3                    | 0         | 3         | 0        | 0              | 0         | 0                 | 0         | 0        | 0        | 18         |
|    | Dawan Landry (2006-10)                   | 3                    | 0         | 0         | 3        | 0              | 0         | 0                 | 0         | 0        | 0        | 18         |
|    | <b>Bernard Pierce (2012-13)</b>          | <b>3</b>             | <b>3</b>  | <b>0</b>  | <b>0</b> | <b>0</b>       | <b>0</b>  | <b>0</b>          | <b>0</b>  | <b>0</b> | <b>0</b> | <b>18</b>  |
|    | B.J. Sams (2004-07)                      | 3                    | 1         | 0         | 2        | 0              | 0         | 0                 | 0         | 0        | 0        | 18         |
|    | <b>Lardarius Webb (2009-13)</b>          | <b>3</b>             | <b>0</b>  | <b>0</b>  | <b>3</b> | <b>0</b>       | <b>0</b>  | <b>0</b>          | <b>0</b>  | <b>0</b> | <b>0</b> | <b>18</b>  |
|    | Chad Williams (2002-05)                  | 3                    | 0         | 0         | 3        | 0              | 0         | 0                 | 0         | 0        | 0        | 18         |
| 61 | Vinny Testaverde (1996-97)               | 2                    | 2         | 0         | 0        | 0              | 0         | 0                 | 0         | 1        | 0        | 14         |
| 62 | Kyle Boller (2003-07)                    | 2                    | 2         | 0         | 0        | 0              | 0         | 0                 | 0         | 0        | 0        | 12         |
|    | <b>Tandon Doss (2011-13)</b>             | <b>2</b>             | <b>0</b>  | <b>1</b>  | <b>1</b> | <b>0</b>       | <b>0</b>  | <b>0</b>          | <b>0</b>  | <b>0</b> | <b>0</b> | <b>12</b>  |
|    | Sam Gash (2000-02)                       | 2                    | 0         | 2         | 0        | 0              | 0         | 0                 | 0         | 0        | 0        | 12         |
|    | Jay Graham (1997-99)                     | 2                    | 2         | 0         | 0        | 0              | 0         | 0                 | 0         | 0        | 0        | 12         |
|    | Corey Harris (1998-2001)                 | 2                    | 0         | 0         | 2        | 0              | 0         | 0                 | 0         | 0        | 0        | 12         |
|    | Jarret Johnson (2003-11)                 | 2                    | 0         | 0         | 2        | 0              | 0         | 0                 | 0         | 0        | 0        | 12         |
|    | Ron Johnson (2002-03)                    | 2                    | 0         | 1         | 1        | 0              | 0         | 0                 | 0         | 0        | 0        | 12         |
|    | Brian Kinchen (1996-98)                  | 2                    | 0         | 2         | 0        | 0              | 0         | 0                 | 0         | 0        | 0        | 12         |
|    | <b>Vonta Leach (2011-13)</b>             | <b>1</b>             | <b>1</b>  | <b>1</b>  | <b>0</b> | <b>0</b>       | <b>0</b>  | <b>0</b>          | <b>0</b>  | <b>0</b> | <b>0</b> | <b>12</b>  |
|    | Ovie Mughelli (2003-06)                  | 2                    | 0         | 2         | 0        | 0              | 0         | 0                 | 0         | 0        | 0        | 12         |
|    | Jonathan Ogden (1996-07)                 | 2                    | 0         | 2         | 0        | 0              | 0         | 0                 | 0         | 0        | 0        | 12         |
|    | Roosevelt Potts (1998)                   | 2                    | 0         | 2         | 0        | 0              | 0         | 0                 | 0         | 0        | 0        | 12         |
|    | Troy Smith (2007-09)                     | 2                    | 2         | 0         | 0        | 0              | 0         | 0                 | 0         | 0        | 0        | 12         |
|    | <b>Terrell Suggs (2003-13)</b>           | <b>2</b>             | <b>0</b>  | <b>0</b>  | <b>2</b> | <b>0</b>       | <b>0</b>  | <b>0</b>          | <b>0</b>  | <b>0</b> | <b>0</b> | <b>12</b>  |
|    | Kelley Washington (2009)                 | 2                    | 0         | 2         | 0        | 0              | 0         | 0                 | 0         | 0        | 0        | 12         |
|    | Ricky Williams (2011)                    | 2                    | 2         | 0         | 0        | 0              | 0         | 0                 | 0         | 0        | 0        | 12         |
| 78 | <b>Jameel McClain (2008-13)</b>          | <b>1</b>             | <b>0</b>  | <b>0</b>  | <b>1</b> | <b>0</b>       | <b>0</b>  | <b>0</b>          | <b>0</b>  | <b>0</b> | <b>2</b> | <b>10</b>  |
| 79 | Chuck Evans (1999-2000)                  | 1                    | 0         | 1         | 0        | 0              | 0         | 0                 | 0         | 1        | 0        | 8          |





# ALL-TIME SCORING (CONT'D)

| RK  | NAME (SEASONS)                | -----TOUCHDOWNS----- |          |          |          | -----PATS----- |          | ---FIELD GOALS--- |          | 2PT      | S        | PTS      |
|-----|-------------------------------|----------------------|----------|----------|----------|----------------|----------|-------------------|----------|----------|----------|----------|
|     |                               | TOTAL                | RUN      | REC      | RET      | MADE           | ATT      | MADE              | ATT      |          |          |          |
|     | Shayne Graham (2011)          | 0                    | 0        | 0        | 0        | 2              | 2        | 2                 | 2        | 0        | 0        | 8        |
|     | <b>Sam Koch (2006-13)</b>     | <b>1</b>             | <b>1</b> | <b>0</b> | <b>0</b> | <b>0</b>       | <b>0</b> | <b>0</b>          | <b>0</b> | <b>1</b> | <b>0</b> | <b>8</b> |
| 82  | Anthony Allen (2011-12)       | 1                    | 1        | 0        | 0        | 0              | 0        | 0                 | 0        | 0        | 0        | 6        |
|     | Mike Anderson (2006-07)       | 1                    | 1        | 0        | 0        | 0              | 0        | 0                 | 0        | 0        | 0        | 6        |
|     | Herman Arvie (1996)           | 1                    | 0        | 1        | 0        | 0              | 0        | 0                 | 0        | 0        | 0        | 6        |
|     | Jeff Blake (2002)             | 1                    | 1        | 0        | 0        | 0              | 0        | 0                 | 0        | 0        | 0        | 6        |
|     | Lamont Brightful (2002-03)    | 1                    | 0        | 0        | 1        | 0              | 0        | 0                 | 0        | 0        | 0        | 6        |
|     | Mike Caldwell (1996)          | 1                    | 0        | 0        | 1        | 0              | 0        | 0                 | 0        | 0        | 0        | 6        |
|     | Kenyon Cotton (1997-98)       | 1                    | 1        | 0        | 0        | 0              | 0        | 0                 | 0        | 0        | 0        | 6        |
|     | Randall Cunningham (2001)     | 1                    | 1        | 0        | 0        | 0              | 0        | 0                 | 0        | 0        | 0        | 6        |
|     | Greg DeLong (1999)            | 1                    | 0        | 1        | 0        | 0              | 0        | 0                 | 0        | 0        | 0        | 6        |
|     | Darnell Dinkins (2004-05)     | 1                    | 0        | 1        | 0        | 0              | 0        | 0                 | 0        | 0        | 0        | 6        |
|     | Dwan Edwards (2004-09)        | 1                    | 0        | 0        | 1        | 0              | 0        | 0                 | 0        | 0        | 0        | 6        |
|     | Elvis Grbac (2001)            | 1                    | 1        | 0        | 0        | 0              | 0        | 0                 | 0        | 0        | 0        | 6        |
|     | Kevin Johnson (2004)          | 1                    | 0        | 1        | 0        | 0              | 0        | 0                 | 0        | 0        | 0        | 6        |
|     | James Jones (1996-98)         | 1                    | 0        | 1        | 0        | 0              | 0        | 0                 | 0        | 0        | 0        | 6        |
|     | John Jones (2000-03)          | 1                    | 0        | 1        | 0        | 0              | 0        | 0                 | 0        | 0        | 0        | 6        |
|     | Antonio Langham (1996-97)     | 1                    | 0        | 0        | 1        | 0              | 0        | 0                 | 0        | 0        | 0        | 6        |
|     | Jim Leonhard (2008)           | 1                    | 0        | 0        | 1        | 0              | 0        | 0                 | 0        | 0        | 0        | 6        |
|     | Steve McNair (2006-07)        | 1                    | 1        | 0        | 0        | 0              | 0        | 0                 | 0        | 0        | 0        | 6        |
|     | <b>Haloti Ngata (2006-13)</b> | <b>1</b>             | <b>0</b> | <b>0</b> | <b>1</b> | <b>0</b>       | <b>0</b> | <b>0</b>          | <b>0</b> | <b>0</b> | <b>0</b> | <b>6</b> |
|     | Ronnie Prude (2006-07)        | 1                    | 0        | 0        | 1        | 0              | 0        | 0                 | 0        | 0        | 0        | 6        |
|     | David Reed (2010-12)          | 1                    | 0        | 0        | 1        | 0              | 0        | 0                 | 0        | 0        | 0        | 6        |
|     | James Roe (1996-98)           | 1                    | 0        | 1        | 0        | 0              | 0        | 0                 | 0        | 0        | 0        | 6        |
|     | Cory Ross (2006-07)           | 1                    | 1        | 0        | 0        | 0              | 0        | 0                 | 0        | 0        | 0        | 6        |
|     | Deion Sanders (2004-05)       | 1                    | 0        | 0        | 1        | 0              | 0        | 0                 | 0        | 0        | 0        | 6        |
|     | Jamie Sharper (1997-2001)     | 1                    | 0        | 0        | 1        | 0              | 0        | 0                 | 0        | 0        | 0        | 6        |
|     | <b>Daryl Smith (2013)</b>     | <b>1</b>             | <b>0</b> | <b>0</b> | <b>1</b> | <b>0</b>       | <b>0</b> | <b>0</b>          | <b>0</b> | <b>0</b> | <b>0</b> | <b>6</b> |
|     | Duane Starks (1998-2001)      | 1                    | 0        | 0        | 1        | 0              | 0        | 0                 | 0        | 0        | 0        | 6        |
|     | Quinn Sypniewski (2006-07)    | 1                    | 0        | 1        | 0        | 0              | 0        | 0                 | 0        | 0        | 0        | 6        |
|     | <b>Tyrod Taylor (2011-13)</b> | <b>1</b>             | <b>1</b> | <b>0</b> | <b>0</b> | <b>0</b>       | <b>0</b> | <b>0</b>          | <b>0</b> | <b>0</b> | <b>0</b> | <b>6</b> |
|     | Calvin Williams (1996)        | 1                    | 0        | 1        | 0        | 0              | 0        | 0                 | 0        | 0        | 0        | 6        |
|     | Cary Williams (2009-12)       | 1                    | 0        | 0        | 1        | 0              | 0        | 0                 | 0        | 0        | 0        | 6        |
|     | Josh Wilson (2010)            | 1                    | 0        | 0        | 1        | 0              | 0        | 0                 | 0        | 0        | 0        | 6        |
| 114 | Wade Richey (2003-04)         | 0                    | 0        | 0        | 0        | 0              | 0        | 1                 | 2        | 0        | 0        | 3        |
| 115 | Rob Burnett (1996-2001)       | 0                    | 0        | 0        | 0        | 0              | 0        | 0                 | 0        | 0        | 1        | 2        |
|     | Ben Coates (2000)             | 0                    | 0        | 0        | 0        | 0              | 0        | 0                 | 0        | 1        | 0        | 2        |
|     | Carwell Gardner (1996)        | 0                    | 0        | 0        | 0        | 0              | 0        | 0                 | 0        | 1        | 0        | 2        |
|     | Justin Green (2005-07)        | 0                    | 0        | 0        | 0        | 0              | 0        | 0                 | 0        | 1        | 0        | 2        |
|     | Michael McCrary (1997-2002)   | 0                    | 0        | 0        | 0        | 0              | 0        | 0                 | 0        | 0        | 1        | 2        |

## ALL-TIME DEFENSIVE TDs (53 REGULAR SEASON, 5 PLAYOFFS)

### 1996

- LB Mike Caldwell 45 INT return; 11/24 vs. Jax.

### 1997

- CB Antonio Langham 40 INT return; 11/30 at Jax.

### 1998

- S Rod Woodson 60 INT return; 9/13 at NYJ
- S Rod Woodson 18 INT return; 11/8 vs. Oak.

### 1999

- S Rod Woodson 66 INT return; 11/7 at Cle.
- CB Duane Starks 43 INT return; 11/21 at Cin.
- S Rod Woodson 47 INT return; 12/5 vs. Ten.
- S Corey Harris 24 INT return; 12/19 vs. NO

### 2000

- CB Chris McAlister 98 INT return; 12/24 vs. NYJ

### 2000 POSTSEASON

- LB Ray Lewis 50 INT return; 1/7/01 at Ten.
- CB Duane Starks 49 INT return; 1/28/01 vs. NYG

### 2001

- S Rod Woodson 47 INT return; 12/2 vs. Ind.
- LB Jamie Sharper 8 FR; 1/7/02 vs. Min.

### 2002

- LB Adalius Thomas 25 INT return; 11/10 vs. Cin.
- S Chad Williams 98 INT return; 12/1 at Cin.

### 2003

- S Ed Reed 54 INT return; 9/14 vs. Cle.
- CB Chris McAlister 83 INT return; 10/12 vs. Ari.
- LB Ray Lewis 29 INT return; 11/30 vs. SF
- S Chad Williams 52 INT return; 12/21 at Cle.

### 2003 POSTSEASON

- S Will Demps 56 INT return; 1/3/04 vs. Ten.

### 2004 (RAVENS LED NFL IN DEFENSIVE TDs)

- CB Chris McAlister 51 INT return; 9/19 vs. Pit.
- S Ed Reed 22 FR; 10/10 at Was.
- S Deion Sanders 48 INT return; 10/24 vs. Buf.
- S Ed Reed 106 INT return; 11/7 vs. Cle.
- S Chad Williams 44 INT return; 11/21 vs. Dal.
- CB Chris McAlister 64 FR; 12/5 vs. Cin.
- OLB Jarret Johnson 6 INT return; 1/2/05 vs. Mia.

### 2005

- LB Adalius Thomas 20 INT return; 12/4 vs. Hou.
- LB Adalius Thomas 35 FR; 12/19 vs. GB
- LB Adalius Thomas 9 FR; 1/1/06 at Cle.

### 2006 (RAVENS LED NFL IN DEFENSIVE TDs)

- CB Chris McAlister 60 INT return; 9/10 at TB
- CB Ronnie Prude 12 INT return; 10/29 at NO
- S Dawan Landry 12 INT return; 10/29 at NO
- S Ed Reed 25 INT (CB Samari Rolle lateral); 11/5 vs. Cin
- LB Adalius Thomas 57 FR; 11/26 vs. Pit.
- CB Chris McAlister 31 INT return; 12/31 vs. Buf.

### 2007

- LB Ray Lewis 35 INT return; 11/18 vs. Cle.

### 2008

- S Ed Reed 32 INT return; 9/21 vs. Cle.
- LB Terrell Suggs 44 INT return; 10/19 at Mia.
- LB Terrell Suggs 42 INT return; 11/2 at Cle.
- S Ed Reed 107 INT return; 11/23 vs. Phi.\*
- S Jim Leonhard 35 INT return; 11/30 at Cin.
- S Ed Reed 22 FR; 12/7 vs. Was.

### 2008 POSTSEASON

- S Ed Reed 64 INT return; 1/4/09 at Mia.

### 2009

- DE Dwan Edwards FR in end zone; 10/4 at NE
- S Ed Reed 52 INT return; 10/11 vs. Cin.
- S Dawan Landry 48 INT return; 11/16 at Cle.

### 2010

- LB Ray Lewis 24 INT return; 11/21 at Car.
- S Dawan Landry 23 INT (S Ed Reed lateral); 11/21 at Car.
- CB Josh Wilson 12 INT return in OT; 12/13 at Hou.

### 2010 POSTSEASON

- DE Cory Redding 13 FR; 1/15/11 at Pit.

### 2011

- DT Haloti Ngata 28 FR; 9/25 at STL
- LB Jameel McClain 6 FR; 10/2 vs. NYJ
- LB Jarret Johnson 26 FR; 10/2 vs. NYJ
- CB Lardarius Webb 73 INT return; 10/2 vs. NYJ

### 2012

- S Ed Reed 34 INT return; 9/10 vs. Cin.
- CB Cary Williams 63 INT return; 9/27 vs. Cle.

### 2013

- LB Daryl Smith 37 INT return; 9/22 vs. Hou.

\*NFL Record



# PASSING RECORDS

## CAREER PASSING YARDS

| RK | NAME (SEASONS)                 | ATT.         | CMP.         | PCT.         | YDS.          | AVG./ATT.    | TD         | PCT TD      | INT.      | PCT INT.   | LG         | SACKS/ YDS.LOST  | RATE         |
|----|--------------------------------|--------------|--------------|--------------|---------------|--------------|------------|-------------|-----------|------------|------------|------------------|--------------|
| 1  | <b>Flacco, Joe (2008-13)</b>   | <b>3,103</b> | <b>1,869</b> | <b>60.2</b>  | <b>21,545</b> | <b>6.94</b>  | <b>121</b> | <b>3.9</b>  | <b>78</b> | <b>2.5</b> | <b>74t</b> | <b>222/1,542</b> | <b>83.7</b>  |
| 2  | Boller, Kyle (2003-08)         | 1,311        | 746          | 56.9         | 7,846         | 5.98         | 45         | 3.4         | 44        | 3.4        | 77t        | 102/660          | 71.9         |
| 3  | Testaverde, Vinny (1996-97)    | 1,019        | 596          | 58.5         | 7,148         | 7.01         | 51         | 5.0         | 34        | 3.3        | 86t        | 54/399           | 82.8         |
| 4  | McNair, Steve (2006-07)        | 673          | 428          | 63.6         | 4,163         | 6.19         | 18         | 2.7         | 16        | 2.4        | 87t        | 25/169           | 79.9         |
| 5  | Banks, Tony (1999-2000)        | 594          | 319          | 53.7         | 3,714         | 6.25         | 25         | 4.2         | 16        | 2.7        | 76t        | 53/342           | 75.7         |
| 6  | Grbac, Elvis (2001)            | 467          | 265          | 56.7         | 3,033         | 6.49         | 15         | 3.2         | 18        | 3.9        | 77t        | 28/215           | 71.1         |
| 7  | Wright, Anthony (2002-05)      | 444          | 258          | 58.1         | 2,781         | 6.26         | 15         | 3.4         | 17        | 3.8        | 64         | 38/272           | 71.9         |
| 8  | Zeier, Eric (1996-98)          | 318          | 184          | 57.9         | 2,367         | 7.44         | 12         | 3.8         | 5         | 1.6        | 92         | 39/262           | 87.3         |
| 9  | Blake, Jeff (2002)             | 295          | 165          | 55.9         | 2,084         | 7.06         | 13         | 4.4         | 11        | 3.7        | 77t        | 30/203           | 77.3         |
| 10 | Harbaugh, Jim (1998)           | 293          | 164          | 56.0         | 1,839         | 6.28         | 12         | 4.1         | 11        | 3.8        | 66t        | 23/145           | 72.9         |
| 11 | Dilfer, Trent (2000)           | 226          | 134          | 59.3         | 1,502         | 6.65         | 12         | 5.3         | 11        | 4.9        | 59t        | 23/135           | 76.6         |
| 12 | Redman, Chris (2000-03)        | 198          | 106          | 53.5         | 1,111         | 5.61         | 7          | 3.5         | 5         | 2.5        | 36         | 17/113           | 71.3         |
| 13 | Case, Stoney (1999)            | 170          | 77           | 45.3         | 988           | 5.81         | 3          | 1.8         | 8         | 4.7        | 54t        | 17/116           | 50.3         |
| 14 | Cunningham, Randall (2001)     | 89           | 54           | 60.7         | 573           | 6.44         | 3          | 3.4         | 2         | 2.2        | 30         | 12/66            | 81.3         |
| 15 | Smith, Troy (2007-09)          | 89           | 48           | 53.9         | 558           | 6.27         | 3          | 3.4         | 1         | 1.1        | 79t        | 5/30             | 79.7         |
| 16 | Mitchell, Scott (1999)         | 56           | 24           | 42.9         | 236           | 4.21         | 1          | 1.8         | 4         | 7.1        | 28t        | 6/30             | 31.5         |
| 17 | <b>Taylor, Tyrod (2011-13)</b> | <b>35</b>    | <b>19</b>    | <b>54.3</b>  | <b>199</b>    | <b>5.69</b>  | <b>0</b>   | <b>0.0</b>  | <b>2</b>  | <b>5.7</b> | <b>25</b>  | <b>5/33</b>      | <b>47.2</b>  |
| 18 | Clayton, Mark (2005-09)        | 5            | 2            | 40.0         | 32            | 6.40         | 1          | 20.0        | 0         | 0.0        | 32t        | 0/0              | 101.7        |
| 19 | <b>Koch, Sam (2006-13)</b>     | <b>1</b>     | <b>1</b>     | <b>100.0</b> | <b>13</b>     | <b>13.00</b> | <b>0</b>   | <b>0.0</b>  | <b>0</b>  | <b>0.0</b> | <b>13</b>  | <b>0/0</b>       | <b>118.8</b> |
| 20 | Lewis, Jermaine (1996-2001)    | 1            | 1            | 100.0        | 3             | 3.00         | 0          | 0.0         | 0         | 0.0        | 3          | 0/0              | 79.2         |
| 21 | <b>Rice, Ray (2008-13)</b>     | <b>2</b>     | <b>1</b>     | <b>50.0</b>  | <b>1</b>      | <b>0.50</b>  | <b>1</b>   | <b>50.0</b> | <b>0</b>  | <b>0.0</b> | <b>1t</b>  | <b>0/0</b>       | <b>95.8</b>  |
|    | Richardson, Wally (1997-98)    | 2            | 1            | 50.0         | 1             | 0.50         | 0          | 0.0         | 0         | 0.0        | 1          | 0/0              | 56.3         |
| 23 | Heap, Todd (2001-10)           | 1            | 0            | 0.0          | 0             | 0.00         | 0          | 0.0         | 0         | 0.0        | 0          | 0/0              | 39.6         |
|    | Holmes, Priest (1997-2000)     | 1            | 0            | 0.0          | 0             | 0.00         | 0          | 0.0         | 1         | 100.0      | 0          | 0/0              | 0.0          |
|    | Hymes, Randy (2002-05)         | 3            | 0            | 0.0          | 0             | 0.00         | 0          | 0.0         | 0         | 0.0        | 0          | 0/0              | 39.6         |
|    | Zastudil, Dave (2002-05)       | 1            | 0            | 0.0          | 0             | 0.00         | 0          | 0.0         | 0         | 0.0        | 0          | 0/0              | 39.6         |
| 27 | Boldin, Anquan (2010-12)       | 1            | 1            | 100.0        | (-6)          | -6.00        | 0          | 0.0         | 0         | 0.0        | 0          | 0/0              | 79.2         |
| 28 | Richardson, Kyle (1997-2001)   | 1            | 1            | 100.0        | (-11)         | -11.00       | 0          | 0.0         | 0         | 0.0        | -11        | 0/0              | 79.2         |

## ALL 300-YARD GAMES

|     |   |
|-----|---|
| 429 | Vinny Testaverde vs. STL, 10/27/96 (31 of 51)   |
| 389 | <b>Joe Flacco at STL, 9/25/11 (27 of 48)</b>    |
| 385 | <b>Joe Flacco at Min., 10/18/09 (28 of 43)</b>  |
| 382 | <b>Joe Flacco vs. NE, 9/23/12 (28 of 39)</b>    |
| 373 | Steve McNair at Ten., 11/12/06 (29 of 47)       |
| 366 | Vinny Testaverde vs. Jax., 11/24/96 (31 of 50)  |
| 362 | <b>Joe Flacco at Den., 9/5/13 (34 of 62)</b>    |
| 356 | <b>Joe Flacco vs. Cle., 9/27/12 (28 of 46)</b>  |
| 355 | <b>Joe Flacco at SD, 11/25/12 (30 of 51)</b>    |
| 353 | Vinny Testaverde vs. NE, 10/6/96 (29 of 45)     |
| 349 | Eric Zeier at Cin., 12/21/97 (28 of 41)         |
| 347 | <b>Joe Flacco at Buf., 9/29/13 (25 of 50)</b>   |
| 342 | <b>Joe Flacco vs. GB, 10/13/13 (20 of 34)</b>   |
| 342 | <b>Joe Flacco vs. Cle., 9/27/09 (25 of 35)</b>  |
| 341 | <b>Joe Flacco vs. Oak., 11/11/12 (21 of 33)</b> |
| 338 | Vinny Testaverde at Den., 10/20/96 (27 of 45)   |
| 336 | <b>Joe Flacco vs. Ari., 10/30/11 (31 of 51)</b> |
| 336 | Jeff Blake at Pit., 12/29/02 (19 of 26)         |
| 332 | Tony Banks vs. Ten., 12/5/99 (18 of 31)         |
| 331 | Vinny Testaverde vs. Mia., 10/19/97 (32 of 47)  |
| 326 | Elvis Grbac at Cin., 9/23/01 (33 of 63)         |
| 322 | Vinny Testaverde vs. Jax., 8/31/97 (24 of 41)   |
| 319 | Anthony Wright vs. Sea., 11/23/03 (20 of 37)    |
| 318 | Vinny Testaverde at Ten., 9/21/97 (23 of 37)    |
| 316 | Jeff Blake vs. NO, 12/8/02 (18 of 39)           |
| 309 | <b>Joe Flacco vs. NYG, 12/23/12 (25 of 36)</b>  |
| 307 | <b>Joe Flacco vs. KC, 9/13/09 (26 of 43)</b>    |
| 307 | Steve McNair at Cle., 9/30/07 (34 of 53)        |
| 307 | Vinny Testaverde vs. Hou., 12/22/96 (23 of 32)  |
| 305 | <b>Joe Flacco vs. Hou., 10/16/11 (20 of 33)</b> |
| 302 | Kyle Boller at Cin., 10/19/03 (15 of 27)        |
| 302 | Eric Zeier vs. Sea., 12/7/97 (17 of 28)         |
| 301 | <b>Joe Flacco at Car., 11/21/10 (24 of 33)</b>  |
| 300 | <b>Joe Flacco at Pit., 11/6/11 (28 of 47)</b>   |

Current Ravens in Bold

## LONGEST PASS PLAYS

|     |  |     |   |
|-----|--|-----|---|
| 92  | Eric Zeier to Derrick Alexander vs. Sea., 12/7/97          | 61  | Joe Flacco to Anquan Boldin vs. Pit., 12/5/10           |
| 87t | Steve McNair to Mark Clayton at KC, 12/10/06               | 60  | Joe Flacco to Torrey Smith vs. NYJ 11/24/13             |
| 86t | Vinny Testaverde to Michael Jackson vs. Hou., 12/22/96     | 59  | Joe Flacco to Marlon Brown vs. GB, 10/13/13             |
| 83t | Eric Zeier to Derrick Alexander at Cin., 12/21/97          | 59t | Trent Dilfer to Shannon Sharpe vs. Dal., 11/19/00       |
| 79t | Troy Smith to Derrick Mason at Sea., 12/23/07              | 59t | Tony Banks to Qadry Ismail at Pit., 12/12/99            |
| 77t | Kyle Boller to Demetrius Williams vs. Cle., 12/17/06       | 58  | Joe Flacco to Ed Dickson vs. Den., 10/10/10             |
| 77t | Jeff Blake to Jamal Lewis vs. NO, 12/8/02                  | 58t | Jim Harbaugh to Jermaine Lewis at SD, 11/15/98          |
| 77t | Elvis Grbac to Qadry Ismail vs. Ten., 10/7/01              | 57t | Kyle Boller to Randy Hymes vs. KC, 10/4/04              |
| 76t | Tony Banks to Qadry Ismail at Pit., 12/12/99               | 57t | Elvis Grbac to Qadry Ismail at Ten., 11/12/01           |
| 76t | Tony Banks to Patrick Johnson vs. Ten., 12/5/99            | 56  | Joe Flacco to Anquan Boldin vs. Hou., 10/16/11          |
| 74  | <b>Joe Flacco to Torrey Smith at Buf., 9/29/13</b>         | 56t | Joe Flacco to T.J. Houshmandzadeh at Car., 11/21/10     |
| 74t | <b>Joe Flacco to Torrey Smith at STL, 9/25/11</b>          | 56t | Eric Zeier to Jermaine Lewis at Jax., 9/20/98           |
| 73t | Kyle Boller to Travis Taylor at Cin., 10/19/03             | 56  | Jim Harbaugh to Eric Green at Jax., 9/20/98             |
| 73  | Tony Banks to Billy Davis at Cin., 11/21/99                | 54  | <b>Joe Flacco to Torrey Smith vs. Pit., 11/28/13</b>    |
| 73t | Eric Zeier to Jermaine Lewis vs. Cin., 9/27/98             | 54  | <b>Joe Flacco to Torrey Smith at SD, 11/25/12</b>       |
| 72t | <b>Joe Flacco to Derrick Mason vs. Cle., 9/27/09</b>       | 54  | Joe Flacco to Mark Clayton vs. Pit., 11/29/09           |
| 70t | <b>Joe Flacco to Mark Clayton at Cin., 11/30/08</b>        | 54  | Joe Flacco to Derrick Mason at Ind., 10/12/08           |
| 70t | <b>Joe Flacco to Demetrius Williams vs. Oak., 10/26/08</b> | 54t | Tony Banks to Qadry Ismail at Pit., 12/12/99            |
| 67  | <b>Joe Flacco to Donte Stallworth vs. Pit., 12/5/10</b>    | 54  | Tony Banks to Qadry Ismail vs. Ten., 12/5/99            |
| 66t | <b>Joe Flacco to Jacoby Jones vs. NYJ 11/24/13</b>         | 54t | Stoney Case to Justin Armour at Atl., 10/3/99           |
| 66t | Jim Harbaugh to Floyd Turner at Ten., 12/6/98              | 54t | Vinny Testaverde to Michael Jackson vs. Jax., 8/31/97   |
| 65t | <b>Joe Flacco to Todd Heap vs. TB, 11/28/10</b>            | 53t | <b>Joe Flacco to Mark Clayton vs. Phi., 11/23/08</b>    |
| 65t | Steve McNair to Mark Clayton at Ten., 11/12/06             | 53  | Kyle Boller to Devard Darling vs. NE, 12/3/07           |
| 65t | V. Testaverde to Michael Jackson at SF, 11/17/96           | 53t | Tony Banks to Qadry Ismail at Pit., 9/3/00              |
| 64  | Anthony Wright to Travis Taylor vs. Cin., 12/7/03          | 53  | Jim Harbaugh to Jermaine Lewis vs. Ind., 11/29/98       |
| 64  | Jeff Blake to Travis Taylor at Atl., 11/3/02               | 53  | Jim Harbaugh to Michael Jackson at GB, 10/25/98         |
| 64  | Tony Banks to Patrick Johnson vs. Cin., 12/26/99           | 53  | Vinny Testaverde to Derrick Alexander vs. Pit., 12/1/96 |
| 64t | Eric Zeier to Jermaine Lewis vs. Pit., 9/6/98              | 52  | <b>Joe Flacco to Torrey Smith vs. Cin., 9/10/12</b>     |
| 64t | V. Testaverde to Derrick Alexander vs. NO, 9/29/96         | 52  | <b>Joe Flacco to Ray Rice vs. NYJ, 10/2/11</b>          |
| 63  | <b>Joe Flacco to Tandon Doss vs. GB, 10/13/13</b>          | 52  | Kyle Boller to Mark Clayton vs. NE, 12/3/07             |
| 63  | <b>Joe Flacco to Ray Rice at Min., 10/18/09</b>            | 52  | Kyle Boller to Clarence Moore at Phi., 10/31/04         |
| 63  | Elvis Grbac to Travis Taylor at Den., 9/30/01              | 52t | Vinny Testaverde to Bam Morris at Jax., 11/10/96        |
| 62t | <b>Joe Flacco to Derrick Mason vs. Det., 12/13/09</b>      | 52t | Stoney Case to Patrick Johnson at Atl., 10/3/99         |
| 62t | Kyle Boller to Mark Clayton vs. Car., 10/15/06             | 51  | <b>Joe Flacco to Torrey Smith vs. Hou., 10/16/11</b>    |
| 61t | <b>Joe Flacco to Dennis Pitta vs. Den., 12/16/12</b>       |     |   |



# PASSING RECORDS

## PASSING RECORDS

### HIGHEST QUARTERBACK PASSER RATING

**CAREER (MIN. 450 ATT.)**

83.7 **Joe Flacco (2008-13)**  
 82.8 Vinny Testaverde (1996-97)  
 79.9 Steve McNair (2006-07)

**SEASON (MIN. 300 ATT.)**

93.6 **Joe Flacco (2010)**  
 88.9 **Joe Flacco (2009)**  
 88.7 Vinny Testaverde (1996)

**GAME (MIN. 15 ATT.)**

136.8 Kyle Boller (12/19/05 vs. GB)  
 135.6 **Joe Flacco (12/20/09 vs. Chi.)**  
 134.7 Tony Banks (12/5/99 vs. Ten.)

### MOST PASS ATTEMPTS

**CAREER**

3,103 **Joe Flacco (2008-13)**  
 1,311 Kyle Boller (2003-08)  
 1,019 Vinny Testaverde (1996-97)

**SEASON**

614 **Joe Flacco (2013)**  
 549 Vinny Testaverde (1996)  
 542 **Joe Flacco (2011)**

**GAME**

63 Elvis Grbac (9/23/01 at Cin.)  
 62 **Joe Flacco (9/5/13 at Den.)**  
 53 Steve McNair (9/30/07 at Cle.)

### MOST PASS COMPLETIONS

**CAREER**

1,869 **Joe Flacco (2008-13)**  
 746 Kyle Boller (2003-08)  
 596 Vinny Testaverde (1996-97)

**SEASON**

362 **Joe Flacco (2013)**  
 325 Vinny Testaverde (1996)  
 317 **Joe Flacco (2012)**

**GAME**

34 **Joe Flacco (9/5/13 at Den.)**  
 Steve McNair (9/30/07 at Cle.)  
 33 Elvis Grbac (9/23/01 at Cin.)

### MOST PASSING YARDAGE

**CAREER**

21,545 **Joe Flacco (2008-13)**  
 7,846 Kyle Boller (2003-08)  
 7,148 Vinny Testaverde (1996-97)

**SEASON**

4,177 Vinny Testaverde (1996)  
 3,912 **Joe Flacco (2013)**  
 3,817 **Joe Flacco (2012)**

**GAME**

429 Vinny Testaverde (10/27/96 vs. STL - OT)  
 389 **Joe Flacco (9/25/11 at STL)**  
 385 **Joe Flacco (10/18/09 at Min.)**  
 382 **Joe Flacco (9/23/12 vs. NE)**

### MOST 400-YARD PASSING GAMES

**CAREER**

1 Vinny Testaverde (1996-97)

**SEASON**

1 Vinny Testaverde (1996)

### MOST 300-YARD PASSING GAMES

**CAREER**

16 **Joe Flacco (2008-13)**  
 8 Vinny Testaverde (1996-97)  
 2 Steve McNair (2006-07)  
 Jeff Blake (2002)  
 Eric Zeier (1996-97)

**SEASON**

5 **Joe Flacco (2012)**  
 Vinny Testaverde (1996)

4 **Joe Flacco (2011)**  
 3 **Joe Flacco (2013)**  
**Joe Flacco (2009)**  
 2 Jeff Blake (2002)  
 Eric Zeier (1997)

### LONGEST COMPLETION

92 Eric Zeier to Derrick Alexander  
 (12/7/97 vs. Sea.)

87t Steve McNair to Mark Clayton  
 (12/10/06 at KC)

86t Vinny Testaverde to Michael Jackson  
 (12/22/96 vs. Hou.)

### HIGHEST COMPLETION PERCENTAGE

**CAREER (MIN. 400 ATT.)**

63.6 Steve McNair (2006-07)  
 60.2 **Joe Flacco (2008-13)**  
 58.5 Vinny Testaverde (1996-97)

**SEASON (MIN. 225 ATT.)**

63.1 **Joe Flacco (2009)**  
 63.0 Steve McNair (2006)  
 62.6 **Joe Flacco (2010)**

**GAME (MIN. 20 ATT.)**

80.0 **Joe Flacco (11/1/09 vs. Den.), 20 of 25**  
 Elvis Grbac (10/21/01 at Cle.), 16 of 20  
 Elvis Grbac (9/9/01 vs. Chi.), 24 of 30

79.4 Jim Harbaugh (11/1/98 vs. Jax.), 27 of 34

### HIGHEST AVERAGE GAIN PER ATTEMPT

**CAREER (MIN. 400 ATT.)**

7.01 Vinny Testaverde (1996-97)  
 6.94 **Joe Flacco (2008-13)**  
 6.49 Elvis Grbac (2001)

**SEASON (MIN. 225 ATT.)**

7.61 Vinny Testaverde (1996)  
 7.41 **Joe Flacco (2010)**  
 7.24 **Joe Flacco (2009)**

**GAME (MIN. 15 ATT.)**

12.92 Jeff Blake (12/29/02 at Pit.), 26-336  
 12.91 **Joe Flacco (12/28/08 vs. Jax.), 23-297**  
 12.70 Eric Zeier (9/27/98 vs. Cin.), 20-254

### MOST TOUCHDOWNS PASSING

**CAREER**

121 **Joe Flacco (2008-13)**  
 51 Vinny Testaverde (1996-97)  
 45 Kyle Boller (2003-08)

**SEASON**

33 Vinny Testaverde (1996)  
 25 **Joe Flacco (2010)**  
 22 **Joe Flacco (2012)**

**GAME**

5 Tony Banks (9/10/00 vs. Jax.)  
 4 **Joe Flacco (12/20/09 vs. Chi.)**  
 Kyle Boller (12/12/04 vs. NYG)  
 Anthony Wright (11/23/03 vs. Sea.)  
 Tony Banks (12/5/99 vs. Ten.)  
 Vinny Testaverde (10/20/96 at Den.)

### MOST GAMES, 4 TD PASSES

**CAREER**

2 Tony Banks (1999-2000)  
 1 **Joe Flacco (2008-13)**  
 Kyle Boller (2003-08)  
 Anthony Wright (2002-05)  
 Vinny Testaverde (1996-97)

**SEASON**

1 **Joe Flacco (2009)**  
 Kyle Boller (2004)  
 Anthony Wright (2003)  
 Tony Banks (1999, 2000)  
 Vinny Testaverde (1996)

### MOST GAMES, 3 OR MORE TD PASSES

**CAREER**

11 **Joe Flacco (2008-13)**  
 10 Vinny Testaverde (1996-97)  
 5 Kyle Boller (2003-08)

**SEASON**

7 Vinny Testaverde (1996)  
 3 **Joe Flacco (2012, 2010)**  
 Kyle Boller (2005)  
 Tony Banks (1999)

### MOST CONSECUTIVE GAMES, 3 OR MORE TD PASSES

4 Vinny Testaverde (5th-8th, 1996)  
 3 Tony Banks (12th-14th, 1999)

### MOST CONSECUTIVE GAMES, TD PASSES

13 Vinny Testaverde (13th, 1996-9th, 1997)  
 10 **Joe Flacco (6th-15th, 2010)**  
 8 **Joe Flacco (6th-13th, 2013)**  
**Joe Flacco (13th, 2011 - 4th, 2012)**  
**Joe Flacco (6th-13th, 2008)**

### MOST CONSECUTIVE PASSES ATTEMPTED NOT INTERCEPTED

175 Eric Zeier (11/9/97-9/20/98)  
 162 Steve McNair (11/12/06-12/24/06)  
 137 **Joe Flacco (10/3/10-11/11/10)**  
 126 **Joe Flacco (11/11/12-12/2/12)**  
 124 **Joe Flacco (10/12/08-11/16/08)**  
 123 **Joe Flacco (11/28/10-12/26/10)**

### MOST CONSECUTIVE PASSES COMPLETED

14 **Joe Flacco (11/1/09 vs. Den.)**  
 12 **Joe Flacco (10/5/08 vs. Ten.)**  
 11 **Joe Flacco (10/12/08 at Ind.)**

### MOST PASSES HAD INTERCEPTED

**CAREER**

78 **Joe Flacco (2008-13)**  
 44 Kyle Boller (2003-08)  
 34 Vinny Testaverde (1996-97)

**SEASON**

22 **Joe Flacco (2013)**  
 19 Vinny Testaverde (1996)  
 18 Elvis Grbac (2001)

**GAME**

5 **Joe Flacco (9/29/13 at Buf.)**  
 4 **Joe Flacco (9/19/10 at Cin.)**  
 Elvis Grbac (11/18/01 vs. Cle.)  
 Vinny Testaverde (11/3/96 vs. Cin.)

### MOST PASS ATTEMPTS, NO INTERCEPTIONS

**GAME**

51 **Joe Flacco (11/25/12 at SD)**  
 50 Vinny Testaverde (11/24/96 vs. Jax.)  
 48 **Joe Flacco (9/25/11 at STL)**  
 47 **Joe Flacco (11/6/11 at Pit.)**  
 Vinny Testaverde (10/19/97 vs. Mia.)  
 43 **Joe Flacco (10/18/09 at Min.)**  
 Steve McNair (11/30/06 at Cin.)

### LOWEST PCT. PASSES HAD INTERCEPTED

**CAREER (MIN. 450 ATT.)**

2.4 Steve McNair (2006-07)  
 2.5 **Joe Flacco (2008-13)**  
 2.7 Tony Banks (1999-2000)

**SEASON (MIN. 225 ATT.)**

1.9 **Joe Flacco (2012)**  
 2.0 **Joe Flacco (2010)**  
 2.2 **Joe Flacco (2011)**  
 2.4 **Joe Flacco (2009)**  
 Kyle Boller (2004)

### MOST TIMES SACKED

**CAREER**

222 **Joe Flacco (2008-13)**  
 102 Kyle Boller (2003-08)  
 54 Vinny Testaverde (1996-97)

**SEASON**

48 **Joe Flacco (2013)**  
 40 **Joe Flacco (2010)**  
 36 **Joe Flacco (2009)**  
 35 **Joe Flacco (2012)**  
 Kyle Boller (2004)

**GAME**

7 Jeff Blake (11/17/02 at Mia.)  
 Tony Banks (11/21/99 at Cin.)  
 Eric Zeier (12/21/97 at Cin.)





# RECEIVING RECORDS

## TOP 10 CAREER RECEIVING YARDS

| RANK | NAME (SEASONS)                 | REC        | YDS          | AVG         | LG         | TD        |
|------|--------------------------------|------------|--------------|-------------|------------|-----------|
| 1    | Mason, Derrick (2005-10)       | 471        | 5,777        | 12.3        | 79t        | 29        |
| 2    | Heap, Todd (2001-10)           | 467        | 5,492        | 11.8        | 65t        | 41        |
| 3    | Clayton, Mark (2005-09)        | 234        | 3,116        | 13.3        | 87t        | 12        |
| 4    | <b>Rice, Ray (2008-13)</b>     | <b>369</b> | <b>3,034</b> | <b>8.2</b>  | <b>63</b>  | <b>6</b>  |
| 5    | <b>Smith, Torrey (2011-13)</b> | <b>164</b> | <b>2,824</b> | <b>17.2</b> | <b>74t</b> | <b>19</b> |
| 6    | Ismail, Qadry (1999-2001)      | 191        | 2,819        | 14.8        | 77t        | 18        |
| 7    | Taylor, Travis (2000-04)       | 204        | 2,758        | 13.5        | 73t        | 15        |
| 8    | Boldin, Anquan (2010-12)       | 186        | 2,645        | 14.2        | 61         | 14        |
| 9    | Jackson, Michael (1996-98)     | 183        | 2,596        | 14.2        | 86t        | 18        |
| 10   | Alexander, Derrick (1996-97)   | 127        | 2,108        | 16.6        | 92         | 18        |

## RECEIVING RECORDS

### MOST RECEPTIONS

#### CAREER

- 471 Derrick Mason (2005-10)
- 467 Todd Heap (2001-10)
- 369 Ray Rice (2008-13) - RB**

#### SEASON

- 103 Derrick Mason (2007)
- 86 Derrick Mason (2005)
- 80 Derrick Mason (2008)
- 78 Ray Rice (2009) - RB**

#### GAME

- 13 Priest Holmes (10/11/98 vs. Ten.) - RB
- 11 Derrick Mason (10/7/07 at SF)
- 10 Ed Dickson (11/13/11 at Sea.)**  
**Ray Rice (10/18/09 at Min.) - RB**  
Derrick Mason (9/30/07 at Cle.)  
Floyd Turner (12/13/98 vs. Min.)

### MOST SEASONS, 50 OR MORE RECEPTIONS

- 6 Derrick Mason (2005-10)
- 5 Ray Rice (2009-13)**  
Todd Heap (2009, 2006, 2005, 2003, 2002)
- 3 Anquan Boldin (2010-12)

### MOST CONSECUTIVE GAMES W/ A RECEPTION

- 74 Todd Heap (2002-07)
- 71 Ray Rice (2008-12)**
- 46 Derrick Mason (2006-09)

### MOST RECEIVING YARDAGE

#### CAREER

- 5,777 Derrick Mason (2005-10), 471 rec.
- 5,492 Todd Heap (2001-10), 467 rec.
- 3,116 Mark Clayton (2005-09), 234 rec.

#### SEASON

- 1,201 Michael Jackson (1996), 76 rec.
- 1,128 Torrey Smith (2013), 65 rec.**
- 1,105 Qadry Ismail (1999), 68 rec.
- 1,099 Derrick Alexander (1996), 62 rec.
- 1,087 Derrick Mason (2007), 103 rec.

#### GAME

- 258 Qadry Ismail (12/12/99 at Pit.), 6 rec.
- 198 Derrick Alexander (12/1/96 vs. Pit.), 7 rec.
- 166 Torrey Smith (9/29/13 at Buf.), 5 rec.**

### MOST RECEIVING YARDAGE IN A HALF

- 210 Qadry Ismail (12/12/99 at Pit.), 4 rec.
- 166 Derrick Alexander (12/1/96 vs. Pit.), 5 rec.
- 144 Torrey Smith (9/25/11 at STL), 4 rec.**

### MOST SEASONS, 1,000 OR MORE YARDS, RECEIVING

- 4 Derrick Mason (2009, 2008, 2007, 2005)
- 2 Qadry Ismail (2001, 1999)  
Derrick Alexander (1997, 1996)

### MOST 100-YARD RECEIVING GAMES

#### CAREER

- 9 Mark Clayton (2005-09)
- 7 Derrick Mason (2005-10)  
Derrick Alexander (1996-97)
- 6 Torrey Smith (2011-13)**  
Anquan Boldin (2010-12)
- 5 Qadry Ismail (1999-2001)  
Michael Jackson (1996-98)

### SEASON

- 4 Mark Clayton (2006)  
Michael Jackson (1996)
- 3 Anquan Boldin (2010)  
Qadry Ismail (1999)  
Derrick Alexander (1997, 1996)

### MOST CONSECUTIVE GAMES, AT LEAST 100 YARDS, RECEIVING

- 3 Qadry Ismail (1999)
- 2 Torrey Smith (2013)**  
Floyd Turner (1998, 1996)  
Michael Jackson (1997, 1996)

### LONGEST PASS RECEPTION

- 92 Derrick Alexander (12/7/97 vs. Sea.)
- 87t Mark Clayton (12/10/06 at KC)
- 86t Michael Jackson (12/22/96 vs. Hou.)

### AVERAGE GAIN PER RECEPTION

#### CAREER (MIN. 60 RECEPTIONS)

- 17.2 Torrey Smith (2011-13), 164-2,824**
- 16.6 Derrick Alexander (1996-97), 127-2,108
- 16.0 Demetrius Williams (2006-09), 63-1,008

#### SEASON (MIN. 25 RECEPTIONS)

- 19.1 Jermaine Lewis (1998), 41-784
- 18.1 Patrick Johnson (1999), 29-526
- 17.7 Derrick Alexander (1996), 62-1,099

#### GAME (MIN. 3 RECEPTIONS)

- 43.0 Qadry Ismail (12/12/99 at Pit.), 6-258
- 34.5 Travis Taylor (10/19/03 at Cin.), 4-138
- 33.2 Torrey Smith (9/29/13 at Buf.), 5-166**

### MOST TD RECEPTIONS

#### CAREER

- 41 Todd Heap (2001-10)
- 29 Derrick Mason (2005-10)
- 19 Torrey Smith (2011-13)**
- 18 Qadry Ismail (1999-2001)  
Michael Jackson (1996-98)  
Derrick Alexander (1996-97)

#### SEASON

- 14 Michael Jackson (1996)
- 9 Derrick Alexander (1997, 1996)
- 8 Torrey Smith (2012)**
- 7 Marlon Brown (2013)**  
**Dennis Pitta (2012)**  
**Torrey Smith (2011)**  
Derrick Mason (2010, 2009)  
Anquan Boldin (2010)  
Todd Heap (2005)  
Qadry Ismail (2001)

#### GAME

- 4 Marcus Robinson (11/23/03 vs. Sea.)
- 3 Torrey Smith (9/25/11 at STL)**  
Anquan Boldin (9/26/10 vs. Cle.)  
Qadry Ismail (12/12/99 at Pit.)  
Michael Jackson (12/22/96 vs. Hou.)
- 2 30 times, **last by Marlon Brown (11/3/13 at Cle.)**

### MOST CONSECUTIVE GAMES, TD RECEPTIONS

- 5 Michael Jackson (1996, 7th-11th games)
- 4 Derrick Alexander (1997, 6th-9th games)
- 3 Todd Heap (2006, 2nd-4th games)

## ALL 100-YARD GAMES

- 258 Qadry Ismail at Pit., 12/12/99 (6 rec.)
- 198 Derrick Alexander vs. Pit., 12/1/96 (7 rec.)
- 166 Torrey Smith at Buf., 9/29/13 (5 rec.)**
- 165 Torrey Smith vs. Cin., 11/20/11 (6 rec.)**
- 164 Mark Clayton at Cin., 11/30/08 (5 rec.)
- 152 Torrey Smith at STL, 9/25/11 (5 rec.)**
- 150 Derrick Alexander vs. Sea., 12/7/97 (6 rec.)
- 150 Michael Jackson vs. Jax., 11/24/96 (9 rec.)
- 147 Floyd Turner vs. Min., 12/13/98 (10 rec.)
- 146 Todd Heap at Pit., 12/29/02 (7 rec.)
- 145 Anquan Boldin vs. Ari., 10/30/11 (7 rec.)
- 144 Torrey Smith at SD, 11/25/12 (7 rec.)**
- 143 Michael Jackson vs. Jax., 8/31/97 (8 rec.)
- 142 Anquan Boldin vs. Cle., 9/26/10 (8 rec.)
- 142 Derrick Mason vs. Ind., 11/22/09 (9 rec.)
- 138 Travis Taylor at Cin., 10/19/03 (4 rec.)
- 137 Derrick Mason at Pit., 9/29/08 (8 rec.)
- 136 Derrick Mason at Cle., 11/2/08 (9 rec.)
- 132 Anquan Boldin vs. Hou., 10/16/11 (8 rec.)
- 132 Derrick Mason at Cle., 9/24/06 (7 rec.)
- 131 Anquan Boldin vs. Cle., 9/27/12 (9 rec.)
- 131 Marcus Robinson vs. Sea., 11/23/03 (7 rec.)
- 129 Mark Clayton vs. Pit., 11/29/09 (7 rec.)
- 129 Todd Heap at Cin., 10/19/03 (7 rec.)
- 129 Qadry Ismail at Ten., 11/12/01 (8 rec.)
- 128 Mark Clayton vs. Jax., 12/28/08 (4 rec.)
- 128 Michael Jackson vs. NE, 10/6/96 (8 rec.)
- 127 Torrey Smith vs. NE, 9/23/12 (6 rec.)**
- 127 Travis Taylor at Atl., 11/3/02 (4 rec.)
- 126 Derrick Alexander at Den., 10/20/96 (6 rec.)
- 125 Dennis Pitta vs. Den., 12/16/12 (7 rec.)**
- 125 Mark Clayton at Ten., 11/12/06 (7 rec.)
- 124 Jermaine Lewis at Ten., 9/21/97 (8 rec.)
- 123 Derrick Alexander vs. NE, 10/6/96 (6 rec.)
- 122 Jermaine Lewis vs. Cin., 9/27/98 (4 rec.)
- 121 Torrey Smith at Mia., 10/6/13 (6 rec.)**
- 118 Anquan Boldin vs. Pit., 12/5/10 (5 rec.)
- 118 Derrick Mason vs. Cle., 9/27/09 (5 rec.)
- 117 Ray Rice at Min., 10/18/09 (10 rec.)**
- 117 Jermaine Lewis at Jax., 9/20/98 (4 rec.)
- 117 Michael Jackson vs. Hou., 12/22/96 (5 rec.)
- 115 Qadry Ismail vs. NO, 12/19/99 (7 rec.)
- 114 Patrick Johnson at NE, 1/2/00 (9 rec.)
- 113 Qadry Ismail vs. Ten., 12/5/99 (5 rec.)
- 113 Michael Jackson vs. STL, 10/27/96 (7 rec.)
- 112 Mark Clayton at KC, 12/10/06 (5 rec.)
- 111 Derrick Alexander at Cin., 12/21/97 (5 rec.)
- 110 Anquan Boldin at NYJ, 9/13/10 (7 rec.)
- 110 Todd Heap vs. GB, 12/19/05 (9 rec.)
- 108 Mark Clayton at Pit., 12/24/06 (7 rec.)
- 108 Jamal Lewis vs. NO, 12/8/02 (4 rec.)
- 108 Floyd Turner at Ten., 12/6/98 (4 rec.)
- 108 Floyd Turner vs. STL, 10/27/96 (6 rec.)
- 107 Mark Clayton vs. Cin., 11/11/07 (8 rec.)
- 107 Devard Darling vs. Cle., 11/18/07 (4 rec.)
- 105 Mark Clayton at Den., 12/11/05 (7 rec.)
- 105 Jermaine Lewis vs. Mia., 10/19/97 (6 rec.)
- 104 Shannon Sharpe vs. Ten., 10/22/00 (8 rec.)
- 104 Derrick Alexander vs. Cin., 9/7/97 (8 rec.)
- 104 Floyd Turner vs. Cin., 11/3/96 (6 rec.)
- 103 Jacoby Jones vs. NYJ, 11/24/13 (4 rec.)**
- 103 Derrick Mason vs. Min., 12/25/05 (9 rec.)
- 102 Marcus Robinson vs. Pit., 12/28/03 (6 rec.)
- 102 Qadry Ismail at Pit., 9/3/00 (7 rec.)
- 101 Mark Clayton vs. Car., 10/15/06 (5 rec.)
- 101 Shannon Sharpe vs. Dal., 11/19/00 (5 rec.)
- 100 Derrick Mason at NE, 10/17/10 (8 rec.)
- 100 Demetrius Williams vs. Cle., 12/17/06 (2 rec.)

Current Ravens in Bold



# RUSHING RECORDS

## TOP 10 CAREER RUSHING YARDS

| RANK | NAME (SEASONS)                   | ATT          | YDS          | AVG        | LG         | TD        |
|------|----------------------------------|--------------|--------------|------------|------------|-----------|
| 1    | Lewis, Jamal (2000-06)           | 1,822        | 7,801        | 4.3        | 82t        | 45        |
| 2    | <b>Rice, Ray (2008-13)</b>       | <b>1,430</b> | <b>6,180</b> | <b>4.3</b> | <b>70t</b> | <b>37</b> |
| 3    | McGahee, Willis (2007-10)        | 673          | 2,802        | 4.2        | 77t        | 31        |
| 4    | Holmes, Priest (1997-2000)       | 459          | 2,102        | 4.6        | 72         | 10        |
| 5    | Taylor, Chester (2002-05)        | 373          | 1,599        | 4.3        | 52         | 4         |
| 6    | Morris, Byron "Bam" (1996-97)    | 376          | 1,511        | 4.0        | 25         | 8         |
| 7    | McClain, Le'Ron (2007-10)        | 314          | 1,185        | 3.8        | 82t        | 12        |
| 8    | Rhett, Errict (1998-99)          | 280          | 1,032        | 3.7        | 52t        | 5         |
| 9    | <b>Pierce, Bernard (2012-13)</b> | <b>260</b>   | <b>968</b>   | <b>3.7</b> | <b>78</b>  | <b>3</b>  |
| 10   | Byner, Earnest (1996-97)         | 243          | 947          | 3.9        | 42         | 4         |

## RUSHING RECORDS

### MOST RUSHING ATTEMPTS

#### CAREER

|              |                           |
|--------------|---------------------------|
| 1,822        | Jamal Lewis (2000-06)     |
| <b>1,430</b> | <b>Ray Rice (2008-13)</b> |
| 673          | Willis McGahee (2007-10)  |

#### SEASON

|     |                    |
|-----|--------------------|
| 387 | Jamal Lewis (2003) |
| 314 | Jamal Lewis (2006) |
| 309 | Jamal Lewis (2000) |

#### GAME

|    |                                     |
|----|-------------------------------------|
| 36 | Priest Holmes (11/22/98 at Cin.)    |
|    | Bam Morris (10/26/97 at Was.)       |
| 35 | Jay Graham (11/16/97 vs. Phi. - OT) |

### MOST YARDAGE

#### CAREER

|              |                           |
|--------------|---------------------------|
| 7,801        | Jamal Lewis (2000-06)     |
| <b>6,180</b> | <b>Ray Rice (2008-13)</b> |
| 2,802        | Willis McGahee (2007-10)  |

#### SEASON

|              |                        |
|--------------|------------------------|
| 2,066        | Jamal Lewis (2003)     |
| <b>1,364</b> | <b>Ray Rice (2011)</b> |
|              | Jamal Lewis (2000)     |
| <b>1,339</b> | <b>Ray Rice (2009)</b> |
| 1,327        | Jamal Lewis (2002)     |
| <b>1,220</b> | <b>Ray Rice (2010)</b> |

#### GAME

|            |                                   |
|------------|-----------------------------------|
| 295        | Jamal Lewis (9/14/03 vs. Cle.)    |
| 227        | Priest Holmes (11/22/98 at Cin.)  |
| 205        | Jamal Lewis (12/21/03 at Cle.)    |
| <b>204</b> | <b>Ray Rice (12/4/11 at Cle.)</b> |
| <b>191</b> | <b>Ray Rice (1/1/12 at Cin.)</b>  |

### MOST 100-YARD RUSHING GAMES

#### CAREER

|           |                           |
|-----------|---------------------------|
| 30        | Jamal Lewis (2000-06)     |
| <b>18</b> | <b>Ray Rice (2008-13)</b> |
| 9         | Willis McGahee (2007-10)  |

#### SEASON

|          |                              |
|----------|------------------------------|
| 12       | Jamal Lewis (2003)           |
| <b>6</b> | <b>Ray Rice (2011)</b>       |
| 5        | Willis McGahee (2007)        |
|          | Jamal Lewis (2002)           |
|          | Jamal Lewis (2000)           |
| <b>4</b> | <b>Ray Rice (2012, 2009)</b> |
|          | Jamal Lewis (2004)           |
|          | Errict Rhett (1999)          |
|          | Priest Holmes (1998)         |

### LONGEST RUN FROM SCRIMMAGE

|           |  |
|-----------|--|
| 82t       | Le'Ron McClain (12/20/08 at Dal.)        |
|           | Jamal Lewis (9/14/03 vs. Cle.)           |
| <b>78</b> | <b>Bernard Pierce (12/23/12 vs. NYG)</b> |
| 77t       | Willis McGahee (1/3/10 at Oak.)          |
|           | Willis McGahee (12/20/08 at Dal.)        |
| 75t       | Jamal Lewis (9/26/04 at Cin.)            |
|           | Jamal Lewis (10/6/02 at Cle.)            |

### MOST RUSHING TOUCHDOWNS

#### CAREER

|           |                           |
|-----------|---------------------------|
| 45        | Jamal Lewis (2000-06)     |
| <b>37</b> | <b>Ray Rice (2008-13)</b> |
| 31        | Willis McGahee (2007-10)  |

#### SEASON

|           |  |
|-----------|--|
| 14        | Jamal Lewis (2003)                             |
| <b>12</b> | <b>Ray Rice (2011)</b> , Willis McGahee (2009) |
| 10        | Le'Ron McClain (2008)                          |

#### GAME

|          |   |
|----------|---|
| <b>3</b> | <b>Ray Rice (10/30/11 vs. Ari.)</b>                   |
|          | Willis McGahee (1/3/10 at Oak.)                       |
|          | Jamal Lewis (twice, 11/19/06 vs. ATL;                 |
|          | 12/7/03 vs. Cin.)                                     |
| 2        | 26 times ( <b>last by Ray Rice, 10/6/13 at Mia.</b> ) |

### MOST CONSECUTIVE GAMES W/ A RUSHING TD

|          |                                |
|----------|--------------------------------|
| 7        | Willis McGahee (2007)          |
| <b>4</b> | <b>Ray Rice (2009)</b>         |
|          | Jamal Lewis (2003)             |
| 3        | Willis McGahee (twice in 2009, |
|          | once in 2010)                  |
|          | Le'Ron McClain (2008)          |
|          | Jamal Lewis (2006, 2004, 2000) |

### HIGHEST RUSHING AVERAGE

#### CAREER (MIN. 350 CARRIES)

|            |                           |
|------------|---------------------------|
| 4.6        | Priest Holmes (1997-2000) |
| <b>4.3</b> | <b>Ray Rice (2008-13)</b> |
|            | Jamal Lewis (2000-06)     |
|            | Chester Taylor (2002-05)  |

#### SEASON (MIN. 100 CARRIES)

|            |                              |
|------------|------------------------------|
| <b>5.3</b> | <b>Ray Rice (2009)</b>       |
|            | Jamal Lewis (2003)           |
| 5.0        | Willis McGahee (2009)        |
| <b>4.9</b> | <b>Bernard Pierce (2012)</b> |

#### GAME (MIN. 10 CARRIES)

|             |                                     |
|-------------|-------------------------------------|
| <b>12.8</b> | <b>Ray Rice (12/13/09 vs. Det.)</b> |
| 10.4        | Willis McGahee (1/3/10 at Oak.)     |
| 10.3        | Jamal Lewis (9/26/04 at Cin.)       |

## LONGEST RUNS

|            |   |
|------------|---|
| 82t        | Le'Ron McClain at Dal., 12/20/08        |
| 82t        | Jamal Lewis vs. Cle., 9/14/03           |
| <b>78</b>  | <b>Bernard Pierce vs. NYG, 12/23/12</b> |
| 77t        | Willis McGahee at Oak., 1/3/10          |
| 77t        | Willis McGahee at Dal., 12/20/08        |
| 75t        | Jamal Lewis at Cin., 9/26/04            |
| 75         | Jamal Lewis at Cle., 10/6/02            |
| 72t        | Jamal Lewis at Cle., 12/21/03           |
| 72         | Priest Holmes vs. Ten., 12/5/99         |
| <b>70t</b> | <b>Ray Rice at Cin., 1/1/12</b>         |
| <b>67</b>  | <b>Ray Rice at Cle., 12/4/11</b>        |
| 64t        | Priest Holmes at Pit., 12/12/99         |
| 63t        | Jamal Lewis vs. Cle., 9/14/03           |
| <b>60</b>  | <b>Ray Rice at Cle., 11/2/08</b>        |

|            |                                    |
|------------|------------------------------------|
| <b>59</b>  | <b>Ray Rice vs. Cin., 11/20/11</b> |
| <b>59t</b> | <b>Ray Rice vs. Det., 12/13/09</b> |
| 56         | Priest Holmes at Cin., 11/22/98    |
| 55         | Moe Williams vs. Ind., 12/2/01     |
| <b>53</b>  | <b>Ray Rice at STL, 9/25/11</b>    |
| <b>52</b>  | <b>Ray Rice vs. Det., 12/13/09</b> |
| 52         | Jamal Lewis vs. Cle., 12/17/06     |
| 52         | Jamal Lewis at Ari., 10/12/03      |
| 52t        | Errict Rhett at Cle., 11/7/99      |
| 52         | Chester Taylor vs. Cle., 10/16/05  |
| <b>51t</b> | <b>Ray Rice at Cin., 1/1/12</b>    |
| <b>50</b>  | <b>Ray Rice vs. NO., 12/19/10</b>  |
| <b>50</b>  | <b>Ray Rice at NE, 10/4/09</b>     |

## ALL 100-YARD GAMES

|            |   |
|------------|---|
| 295        | Jamal Lewis vs. Cle., 9/14/03 (30 car.)           |
| 227        | Priest Holmes at Cin., 11/22/98 (36 car.)         |
| 205        | Jamal Lewis at Cle., 12/21/03 (22 car.)           |
| <b>204</b> | <b>Ray Rice at Cle., 12/4/11 (29 car.)</b>        |
| <b>191</b> | <b>Ray Rice at Cin., 1/1/12 (24 car.)</b>         |
| 187        | Jamal Lewis at Cle., 10/6/02 (26 car.)            |
| 187        | Jamal Lewis vs. Dal., 11/19/00 (28 car.)          |
| 186        | Jamal Lewis at Cin., 9/26/04 (18 car.)            |
| 180        | Jamal Lewis vs. Cin., 12/7/03 (30 car.)           |
| 176        | Bam Morris at Was., 10/26/97 (36 car.)            |
| 173        | Priest Holmes vs. Cin., 9/27/98 (27 car.)         |
| 170        | Jamal Lewis vs. Cle., 11/26/00 (30 car.)          |
| 167        | Willis McGahee at Oak., 1/3/10 (16 car.)          |
| 167        | Jamal Lewis vs. Mia., 1/2/05 (34 car.)            |
| <b>166</b> | <b>Ray Rice vs. Det., 12/13/09 (13 car.)</b>      |
| <b>154</b> | <b>Ray Rice at Cle., 11/2/08 (21 car.)</b>        |
| 154        | Jay Graham vs. Phi., 11/16/97 (35 car.)           |
| <b>153</b> | <b>Ray Rice vs. NO, 12/19/10 (31 car.)</b>        |
| 149        | Earnest Byner vs. NO, 9/29/96 (24 car.)           |
| <b>141</b> | <b>Ray Rice at Pit., 12/27/09 (30 car.)</b>       |
| 139        | Le'Ron McClain at Dal., 12/20/08 (22 car.)        |
| 139        | Chester Taylor vs. Cin., 12/5/04 (23 car.)        |
| 138        | Willis McGahee vs. NE, 12/3/07 (30 car.)          |
| 136        | Errict Rhett at Atl., 10/3/99 (27 car.)           |
| 135        | Jamal Lewis vs. Cin., 11/10/02 (21 car.)          |
| 134        | Jamal Lewis vs. Den., 10/26/03 (32 car.)          |
| <b>133</b> | <b>Ray Rice vs. Den., 10/10/10 (27 car.)</b>      |
| 133        | Terry Allen vs. Min., 1/7/02 (23 car.)            |
| 132        | Jamal Lewis at SD, 9/21/03 (23 car.)              |
| 132        | Priest Holmes vs. Det., 12/27/98 (28 car.)        |
| <b>131</b> | <b>Ray Rice at Chi., 11/17/13 (25 car.)</b>       |
| 131        | Jamal Lewis at Ari., 10/12/03 (21 car.)           |
| 130        | Jamal Lewis at Ind., 12/19/04 (20 car.)           |
| 130        | Priest Holmes at Pit., 12/12/99 (18 car.)         |
| 130        | Bam Morris at NYJ, 11/2/97 (31 car.)              |
| 126        | Jamal Lewis at Ari., 12/17/00 (29 car.)           |
| 125        | Jamal Lewis at Oak., 12/14/03 (24 car.)           |
| <b>123</b> | <b>Bernard Pierce vs. NYG, 12/23/12 (14 car.)</b> |
| <b>121</b> | <b>Ray Rice at Was., 12/9/12 (20 car.)</b>        |
| 121        | Jamal Lewis at Cin., 12/1/02 (22 car.)            |
| 119        | Jamal Lewis vs. Jax., 10/20/02 (28 car.)          |
| 119        | Priest Holmes at Pit., 9/3/00 (27 car.)           |
| 117        | Jamal Lewis vs. Sea., 11/23/03 (26 car.)          |
| 117        | Errict Rhett at Cle., 11/7/99 (17 car.)           |
| 117        | Bam Morris at Cin., 12/8/96 (21 car.)             |
| 116        | Jamal Lewis at Was., 10/10/04 (28 car.)           |
| 116        | Jamal Lewis vs. Cin., 9/24/00 (25 car.)           |
| 115        | Jamal Lewis vs. KC, 9/28/03 (26 car.)             |
| 114        | Willis McGahee at Buf., 10/21/07 (19 car.)        |
| 114        | Jamal Lewis vs. Pit., 12/28/03 (27 car.)          |
| 113        | Jamal Lewis at Cin., 11/27/05 (23 car.)           |
| 113        | Errict Rhett vs. Cle., 9/26/99 (22 car.)          |
| 112        | Willis McGahee at Hou., 11/9/08 (25 car.)         |
| 111        | Jamal Lewis at STL, 11/9/03 (27 car.)             |
| 111        | Moe Williams vs. Ind., 12/2/01 (24 car.)          |
| 109        | Jamal Lewis vs. Cle., 12/17/06 (22 car.)          |
| 109        | Jamal Lewis vs. NO, 10/29/06 (31 car.)            |
| 109        | Jamal Lewis at Cin., 11/5/00 (22 car.)            |
| 109        | Bam Morris at Jax., 11/10/96 (26 car.)            |
| <b>108</b> | <b>Ray Rice vs. KC, 9/13/09 (19 car.)</b>         |
| 108        | Willis McGahee at Dal., 12/20/08 (8 car.)         |
| 108        | Terry Allen vs. Ten., 10/7/01 (22 car.)           |
| <b>107</b> | <b>Ray Rice vs. NYG, 12/23/12 (24 car.)</b>       |
| <b>107</b> | <b>Ray Rice vs. Pit., 9/11/11 (19 car.)</b>       |
| 105        | Willis McGahee at Mia., 10/19/08 (19 car.)        |
| 105        | Jamal Lewis vs. GB, 12/19/05 (22 car.)            |
| <b>104</b> | <b>Ray Rice vs. Cin., 11/20/11 (20 car.)</b>      |
| 104        | Willis McGahee at Mia., 12/16/07 (29 car.)        |
| 104        | Willis McGahee at Cle., 9/30/07 (14 car.)         |
| 104        | Chester Taylor vs. NYG, 12/12/04 (25 car.)        |
| <b>103</b> | <b>Ray Rice vs. Ind., 12/11/11 (26 car.)</b>      |
| <b>103</b> | <b>Ray Rice at NE, 10/4/09 (11 car.)</b>          |
| 103        | Priest Holmes vs. Ind., 11/29/98 (22 car.)        |
| <b>102</b> | <b>Ray Rice at KC, 10/7/12 (17 car.)</b>          |
| 102        | Willis McGahee vs. Cle., 11/18/07 (21 car.)       |
| <b>101</b> | <b>Ray Rice vs. NE, 9/23/12 (20 carries)</b>      |
| <b>101</b> | <b>Ray Rice vs. Hou., 10/16/11 (23 carries)</b>   |
| 101        | Jamal Lewis at Cin., 10/19/03 (19 car.)           |
| 101        | Errict Rhett vs. Pit., 9/19/99 (22 car.)          |
| 100        | Jamal Lewis vs. Cle., 12/22/02 (21 car.)          |
| 100        | Priest Holmes vs. Ten., 12/5/99 (9 car.)          |
| 100        | Bam Morris vs. Pit., 12/1/96 (28 car.)            |

Current Ravens in Bold





# INTERCEPTION RECORDS

## TOP CAREER INTERCEPTIONS

| RANK      | NAME (SEASONS)                   | NO        | YDS        | AVG         | LG         | TD       |
|-----------|----------------------------------|-----------|------------|-------------|------------|----------|
| 1         | Reed, Ed (2002-12)               | 61        | 1,541*     | 25.3        | 107t*      | 7        |
| 2         | Lewis, Ray (1996-2012)           | 31        | 503        | 16.2        | 64         | 3        |
| 3         | McAlister, Chris (1999-2008)     | 26        | 486        | 18.7        | 98t        | 5        |
| 4         | Starks, Duane (1998-2001)        | 20        | 196        | 9.8         | 64         | 1        |
|           | Woodson, Rod (1998-2001)         | 20        | 380        | 19.0        | 66t        | 5        |
| <b>6</b>  | <b>Webb, Lardarius (2009-13)</b> | <b>10</b> | <b>140</b> | <b>14.0</b> | <b>73t</b> | <b>1</b> |
| 7         | Landry, Dawan (2006-10)          | 9         | 213        | 23.7        | 48t        | 3        |
| 8         | Langham, Antonio (1996-97)       | 8         | 99         | 12.4        | 40t        | 1        |
|           | Rolle, Samari (2005-09)          | 8         | 76         | 9.5         | 44         | 0        |
|           | Williams, Chad (2002-05)         | 8         | 320        | 40.0        | 98t        | 3        |
| <b>11</b> | <b>Suggs, Terrell (2003-13)</b>  | <b>7</b>  | <b>144</b> | <b>20.6</b> | <b>44t</b> | <b>2</b> |
| <b>12</b> | <b>Graham, Corey (2012-13)</b>   | <b>6</b>  | <b>48</b>  | <b>8.0</b>  | <b>28</b>  | <b>0</b> |
|           | Thomas, Adalius (2000-06)        | 6         | 120        | 20.0        | 32         | 2        |
| 14        | Baxter, Gary (2001-04)           | 5         | 74         | 14.8        | 34         | 0        |
|           | Harris, Corey (1998-2001)        | 5         | 69         | 13.8        | 42         | 1        |
|           | Moore, Stevon (1996-99)          | 5         | 66         | 13.2        | 38         | 0        |
|           | Sanders, Deion (2004-05)         | 5         | 144        | 28.8        | 48t        | 1        |
|           | Staten, Ralph (1997-98)          | 5         | 37         | 7.4         | 14         | 0        |
|           | Turner, Eric (1996)              | 5         | 1          | 0.2         | 1          | 0        |

\* NFL Record

## 50-YARD INT RETURNS

|            |  |
|------------|--|
| 107t*      | Ed Reed vs. Phi., 11/23/08             |
| 106t       | Ed Reed vs. Cle., 11/7/04              |
| 98t        | Chad Williams at Cin., 12/1/02         |
| 98t        | Chris McAlister vs. NYJ, 12/24/00      |
| 94         | Chad Williams vs. Buf., 10/24/04       |
| 83t        | Chris McAlister at Ari., 10/12/03      |
| 78         | Ed Reed at NYJ, 11/14/04               |
| <b>73t</b> | <b>Lardarius Webb vs. NYJ, 10/2/11</b> |
| 66t        | Rod Woodson at Cle., 11/7/99           |
| 64         | Ray Lewis vs. Cin., 12/23/01           |
| 64         | Duane Starks vs. NYJ, 12/24/00         |
| 63t        | Cary Williams vs. Cle., 9/27/12        |
| 60t        | Chris McAlister at TB, 9/10/06         |
| <b>60</b>  | <b>Haloti Ngata at TB, 9/10/06</b>     |
| 60t        | Rod Woodson at NYJ, 9/13/98            |
| 60         | Ray Lewis at STL, 9/12/99              |

\* NFL Record

Current Ravens in Bold

## INTERCEPTIONS RECORDS

### MOST INTERCEPTIONS

#### CAREER

|    |                             |
|----|-----------------------------|
| 61 | Ed Reed (2002-12)           |
| 31 | Ray Lewis (1996-2012)       |
| 26 | Chris McAlister (1999-2008) |
| 20 | Duane Starks (1998-2001)    |
|    | Rod Woodson (1998-2001)     |

#### SEASON

|   |                        |
|---|------------------------|
| 9 | Ed Reed (2008, 2004)   |
| 8 | Ed Reed (2010)         |
| 7 | Ed Reed (2007, 2003)   |
|   | Rod Woodson (1999)     |
| 6 | Ray Lewis (2003)       |
|   | Chris McAlister (2006) |
|   | Duane Starks (2000)    |
|   | Rod Woodson (1998)     |

#### GAME

|   |   |
|---|---|
| 2 | 28 times by 15 players, last by<br><b>Corey Graham (11/24/13 vs. NYJ)</b> |
|---|---|

### MOST CONSECUTIVE GAMES

#### WITH AN INTERCEPTION

|   |   |
|---|---|
| 5 | Eric Turner (10/27/96-11/24/96)                                   |
| 3 | 7 times by 4 players, last by<br>Cary Williams (9/27/12-10/14/12) |

### MOST YARDS GAINED AFTER INTERCEPTIONS

#### CAREER

|        |                             |
|--------|-----------------------------|
| *1,541 | Ed Reed (2002-12)           |
| 503    | Ray Lewis (1996-2012)       |
| 486    | Chris McAlister (1999-2008) |
| 380    | Rod Woodson (1998-2001)     |

#### SEASON

|     |                    |
|-----|--------------------|
| 358 | Ed Reed (2004)     |
| 264 | Ed Reed (2008)     |
| 195 | Rod Woodson (1999) |
| 183 | Ed Reed (2010)     |

#### GAME

|     |                                    |
|-----|------------------------------------|
| 150 | Ed Reed (11/23/08 vs. Phi.)        |
| 106 | Ed Reed (11/07/04 vs. Cle.)        |
| 98  | Chris McAlister (12/24/00 vs. NYJ) |
|     | Chad Williams (12/1/02 at Cin.)    |

### LONGEST INTERCEPTION RETURN

|       |                                    |
|-------|------------------------------------|
| *107t | Ed Reed (11/23/08 vs. Phi.)        |
| 106t  | Ed Reed (11/7/04 vs. Cle.)         |
| 98t   | Chris McAlister (12/24/00 vs. NYJ) |
|       | Chad Williams (12/1/02 at Cin.)    |

### HIGHEST AVERAGE ON INTERCEPTION RETURNS

#### CAREER (MIN. 8 INTs)

|      |                                |
|------|--------------------------------|
| 40.0 | Chad Williams (2002-05, 8-320) |
| 25.3 | Ed Reed (2002-12, 61-1,541)    |
| 23.7 | Dawan Landry (2006-10, 9-213)  |

### MOST TDs ON INTERCEPTION RETURNS

#### CAREER

|   |                             |
|---|-----------------------------|
| 7 | Ed Reed# (2002-12)          |
| 5 | Chris McAlister (1999-2008) |
|   | Rod Woodson (1998-2001)     |
| 3 | Three players               |

#### SEASON

|   |                             |
|---|-----------------------------|
| 2 | Ed Reed (2008)              |
|   | <b>Terrell Suggs (2008)</b> |
|   | Chris McAlister (2006)      |
|   | Rod Woodson (1999, 1998)    |

#### GAME

|   |   |
|---|---|
| 1 | 42 times by 20 players, last by<br><b>Daryl Smith, 9/22/13 vs. Hou.</b> |
|---|---|

\* NFL Record

# 1 Received Lateral for INT-TD Return, 11/5/06



# TACKLES/SACKS/FUMBLES

## TACKLES RECORDS

### MOST TACKLES

| CAREER                              | SEASON                           |
|-------------------------------------|----------------------------------|
| 2,643 Ray Lewis (1996-2012)         | 225 Ray Lewis (2003)             |
| <b>762 Terrell Suggs (2003-13)</b>  | 210 Ray Lewis (1997)             |
| 721 Kelly Gregg (2001-10)           | 200 Ray Lewis (2004)             |
| 661 Ed Reed (2002-12)               | 198 Ray Lewis (1999)             |
| 523 Jarret Johnson (2003-11)        | 196 Ray Lewis (2001)             |
| 522 Jamie Sharper (1997-2001)       | GAME                             |
| 508 Bart Scott (2002-08)            | 25 Ray Lewis (9/14/97 at NYG)    |
| 502 Peter Boulware (1997-2005)      | 23 Ray Lewis (11/18/07 vs. Cle.) |
| <b>497 Haloti Ngata (2006-13)</b>   | 22 Ray Lewis (10/1/06 vs. SD)    |
| 490 Chris McAlister (1999-2008)     | Ray Lewis (12/14/97 vs. Ten.)    |
| 472 Ed Hartwell (2001-04)           | 20 Ray Lewis (9/30/02 vs. Den.)  |
| 457 Michael McCrary (1997-2002)     | Ray Lewis (10/15/00 at Was.)     |
| 436 Adalius Thomas (2000-06)        | 19 Ray Lewis (9/30/07 at Cle.)   |
| 387 Dawan Landry (2006-10)          | Bart Scott (10/1/06 vs. SD)      |
| 386 Rob Burnett (1996-2001)         | Ray Lewis (11/30/03 vs. SF)      |
| 340 Rod Woodson (1998-2001)         | Ray Lewis (9/28/03 vs. KC)       |
| <b>338 Jameel McClain (2008-13)</b> | Ray Lewis (9/15/02 vs. TB)       |
|                                     | Ray Lewis (10/10/99 at Ten.)     |

## LONGEST FUMBLE RETURNS

|   |
|---|
| 59 Kelly Gregg vs. Oak., 9/17/06          |
| 57t Adalius Thomas vs. Pit., 11/26/06     |
| 36 Anthony Pleasant at SF, 11/17/96       |
| 35t Adalius Thomas vs. GB, 12/19/05       |
| 32 Ed Reed at Pit., 12/24/06              |
| <b>28t Haloti Ngata at STL, 9/25/11</b>   |
| 27 Robert Bailey at Jax., 10/8/00         |
| 26 Jarret Johnson vs. NYJ, 10/2/11        |
| <b>24 Terrell Suggs vs. Pit., 9/19/04</b> |
| 22t Ed Reed vs. Was., 12/7/08             |
| 22 Jarret Johnson vs. Phi., 11/23/08      |
| 22 Will Demps at Ten., 9/18/05            |
| 22 Ed Reed vs. Cin., 12/5/04              |
| 22t Ed Reed at Was., 10/10/04             |
| 18 Ed Reed at Pit., 11/18/12              |
| 13 Ed Reed at KC, 10/7/12                 |
| 13 Ed Reed at Cin., 11/8/09               |
| 13 Jerrol Williams at Pit., 9/8/96        |

Current Ravens in Bold

## SACKS RECORDS

### MOST SACKS

| CAREER                               | SEASON                                   |
|--------------------------------------|--|
| 94.5 Terrell Suggs (2003-13)         | 15.0 Peter Boulware (2001)               |
| 70.0 Peter Boulware (1997-2005)      | 14.5 Michael McCrary (1998)              |
| 51.0 Michael McCrary (1997-2002)     | <b>14.0 Terrell Suggs (2011)</b>         |
| 41.5 Ray Lewis (1996-2012)           | 13.0 Trevor Pryce (2006)                 |
| 38.5 Adalius Thomas (2000-06)        | <b>12.0 Terrell Suggs (2003, rookie)</b> |
|                                      | 11.5 Peter Boulware (1997, rookie)       |
|                                      | Michael McCrary (1999)                   |
| GAME                                 |  |
| 4.0 Peter Boulware (1/7/02 vs. Min.) |  |
| Michael McCrary (11/8/98 vs. Oak.)   |  |

|   |
|---|
| 3.5 Jamie Sharper (11/12/01 at Ten.)          |
| Michael McCrary (12/5/99 vs. Ten.)            |
| <b>3.0 Elvis Dumervil (11/10/13 vs. Cin.)</b> |
| <b>Terrell Suggs (10/6/13 at Mia.)</b>        |
| <b>Terrell Suggs (12/11/11 vs. Ind.)</b>      |
| <b>Terrell Suggs (11/24/11 vs. SF)</b>        |
| <b>Terrell Suggs (9/11/11 vs. Pit.)</b>       |
| <b>Terrell Suggs (12/4/05 vs. Hou.)</b>       |
| Michael McCrary (12/26/99 vs. Cin.)           |
| Michael McCrary (11/16/97 vs. Phi.)           |
| Bennie Thompson (11/10/96 at Jax.)            |

### SEASON

|  |
|--|
| 120.5 Michael McCrary (1998)           |
| 113.5 Trevor Pryce (2006)              |
| <b>97 Terrell Suggs (2003, rookie)</b> |
| <b>91 Terrell Suggs (2011)</b>         |
| 86.5 Peter Boulware (2001)             |

### GAME

|  |
|--|
| 35 Michael McCrary (11/8/98 vs. Oak.)      |
| 29.5 Adalius Thomas (12/2/01 vs. Ind.)     |
| 27 Michael McCrary (11/16/97 vs. Phi.)     |
| <b>25 Terrell Suggs (9/11/11 vs. Pit.)</b> |
| Ray Lewis (11/26/00 vs. Cle.)              |

### MOST SACK YARDAGE

| CAREER                             |
|------------------------------------|
| <b>673 Terrell Suggs (2003-13)</b> |
| 428 Peter Boulware (1997-2005)     |
| 350 Michael McCrary (1997-2002)    |
| 266 Ray Lewis (1996-2012)          |

### MOST CONSECUTIVE GAMES WITH A SACK

| CAREER  |
|---|
| <b>5 Terrell Suggs (7 sacks - 9/5/13-10/6/13)</b> |
| Paul Kruger (6.5 sacks - 11/11/12-12/9/12)        |
| Adalius Thomas (5 sacks - 10/9/06-11/12/06)       |
| Adalius Thomas (5 sacks - 12/4/05-1/1/06)         |

## FUMBLES RECORDS

### FUMBLES

| CAREER  | SEASON                       |
|---|------------------------------|
| 56 Joe Flacco (2008-13)                           | 11 Joe Flacco (2011), (2008) |
| 36 Kyle Boller (2003-08)                          | Kyle Boller (2004)           |
| 33 Jamal Lewis (2000-06)                          | Tony Banks (1999)            |
|   | Vinny Testaverde (1997)      |
| GAME  |                              |
| 3 8 times, last by Steve McNair (9/10/07 at Cin.) |                              |
| FUMBLES LOST                                      |                              |
| CAREER  |                              |
| 22 Jamal Lewis (2000-06)                          |                              |
| <b>20 Joe Flacco (2008-13)</b>                    |                              |
| 19 Kyle Boller (2003-08)                          |                              |
| 10 Vinny Testaverde (1996-97)                     |                              |
| SEASON  |                              |
| 7 Steve McNair (2007)                             |                              |
| Kyle Boller (2004)                                |                              |
| Jamal Lewis (2003)                                |                              |
| Vinny Testaverde (1997)                           |                              |
| GAME  |                              |
| 3 Steve McNair (9/10/07 at Cin.)                  |                              |
| Vinny Testaverde (11/10/96 at Jax.)               |                              |

### MOST OPPONENT FUMBLES FORCED

| CAREER                            |
|-----------------------------------|
| <b>29 Terrell Suggs (2003-13)</b> |
| 20 Ray Lewis (1996-2012)          |
| 17 Adalius Thomas (2000-06)       |

### SEASON

|                                     |
|-------------------------------------|
| 7 Terrell Suggs (2011)              |
| <b>6 Terrell Suggs (2005, 2003)</b> |
| 5 Jamie Sharper (2000)              |

### GAME

|  |
|--|
| <b>3 Terrell Suggs (12/11/11 vs. Ind.)</b> |
|--|

### MOST OPPONENT FUMBLES RECOVERED

| CAREER                            |
|-----------------------------------|
| 20 Ray Lewis (1996-2012)          |
| <b>12 Terrell Suggs (2003-13)</b> |
| 10 Ed Reed (2002-12)              |

### SEASON

|                               |
|-------------------------------|
| 5 Rob Burnett (2000)          |
| <b>4 Terrell Suggs (2003)</b> |
| Adalius Thomas (2005)         |
| Corey Harris (2001)           |
| Rod Woodson (2000)            |

### GAME

|  |
|--|
| <b>2 Haloti Ngata (9/11/11 vs. Pit.)</b> |
| Ray Lewis (12/28/08 vs. Jax.)            |
| Kelly Gregg (9/17/06 vs. Oak.)           |
| Fernando Smith (10/3/99 at Atl.)         |

### LONGEST FUMBLE RETURN (OPP. FUMBLE)

| CAREER                         |
|--------------------------------|
| 59 Kelly Gregg (2001-10)       |
| 57t Adalius Thomas (2000-2006) |
| 36 Anthony Pleasant (1996)     |

### SEASON

|                            |
|----------------------------|
| 59 Kelly Gregg (2006)      |
| 57t Adalius Thomas (2006)  |
| 36 Anthony Pleasant (1996) |

### GAME

|  |
|--|
| 59 Kelly Gregg (9/17/06 vs. Oak.)      |
| 57t Adalius Thomas (11/26/06 vs. Pit.) |
| 36 Anthony Pleasant (11/17/96 at SF)   |

### MOST TDs ON OPP. FUMBLE RECOVERY RETURNS

| CAREER                          |
|---------------------------------|
| 3 Adalius Thomas (2000-06)      |
| 2 Ed Reed (2002-12)             |
| 1 Dwan Edwards (2004-09)        |
| Jarrett Johnson (2003-11)       |
| <b>Jameel McClain (2008-13)</b> |
| <b>Haloti Ngata (2006-13)</b>   |
| Jamie Sharper (1997-2001)       |

### SEASON

|                                |
|--------------------------------|
| 2 Adalius Thomas (2005)        |
| <b>1 Jarret Johnson (2011)</b> |
| <b>Jameel McClain (2011)</b>   |
| <b>Haloti Ngata (2011)</b>     |
| Ed Reed (2008, 2004)           |
| Dwan Edwards (2009)            |
| Adalius Thomas (2006)          |
| Jamie Sharper (2001)           |

### GAME

|  |
|--|
| 1 10 times, last by Jarret Johnson (26 yards) and Jameel McClain (6 yards) on <b>10/2/11 vs. NYJ</b> |
|--|



# PUNT RETURN RECORDS

## TOP 10 CAREER PUNT RETURN YARDS

| RANK | NAME (SEASONS)                   | NO        | FC        | YDS        | AVG         | LG         | TD       |
|------|----------------------------------|-----------|-----------|------------|-------------|------------|----------|
| 1    | Lewis, Jermaine (1996-2001)      | 231       | 72        | 2,730      | 11.8        | 89t        | 6        |
| 2    | Sams, B.J. (2004-07)             | 121       | 26        | 1,320      | 10.9        | 78t        | 2        |
| 3    | Brightful, Lamont (2002-03)      | 60        | 30        | 592        | 9.9         | 95t        | 1        |
| 4    | <b>Jones, Jacoby (2012-13)</b>   | <b>56</b> | <b>18</b> | <b>578</b> | <b>10.3</b> | <b>63t</b> | <b>1</b> |
| 5    | <b>Webb, Lardarius (2009-13)</b> | <b>53</b> | <b>44</b> | <b>521</b> | <b>9.8</b>  | <b>68t</b> | <b>1</b> |
| 6    | <b>Doss, Tandon (2011-13)</b>    | <b>27</b> | <b>11</b> | <b>412</b> | <b>15.3</b> | <b>82t</b> | <b>1</b> |
| 7    | Figurs, Yamon (2007-08)          | 39        | 20        | 309        | 7.9         | 75t        | 1        |
| 8    | Carr, Chris (2009-11)            | 37        | 19        | 285        | 7.7         | 34         | 0        |
| 9    | Leonhard, Jim (2008)             | 20        | 9         | 232        | 11.6        | 46         | 0        |
| 10   | Reed, Ed (2002-12)               | 30        | 19        | 205        | 6.8         | 63t        | 1        |

## PUNT RETURN RECORDS

### MOST PUNT RETURNS

**CAREER**

|     |                            |
|-----|----------------------------|
| 231 | Jermaine Lewis (1996-2001) |
| 121 | B.J. Sams (2004-07)        |
| 60  | Lamont Brightful (2002-03) |

**SEASON**

|    |                         |
|----|-------------------------|
| 57 | Jermaine Lewis (1999)   |
| 55 | B.J. Sams (2004)        |
| 45 | Lamont Brightful (2003) |

**GAME**

|   |   |
|---|---|
| 7 | 6 times, last by <b>Jacoby Jones (12/23/12 vs. NYG)</b> |
|---|---|

### MOST FAIR CATCHES

**CAREER**

|           |                                 |
|-----------|---------------------------------|
| 72        | Jermaine Lewis (1996-2001)      |
| <b>44</b> | <b>Lardarius Webb (2009-13)</b> |
| 30        | Lamont Brightful (2002-03)      |

**SEASON**

|           |                              |
|-----------|------------------------------|
| <b>20</b> | <b>Lardarius Webb (2011)</b> |
|           | Lamont Brightful (2003)      |
|           | Jermaine Lewis (1999)        |

**GAME**

|   |   |
|---|---|
| 5 | Yamon Figurs (11/30/08 at Cin.)                         |
| 4 | 7 times, last by <b>Lardarius Webb (9/5/13 at Den.)</b> |

### MOST YARDS GAINED ON PUNT RETURNS

**CAREER**

|       |                            |
|-------|----------------------------|
| 2,730 | Jermaine Lewis (1996-2001) |
| 1,320 | B.J. Sams (2004-07)        |
| 592   | Lamont Brightful (2002-03) |

**SEASON**

|     |                       |
|-----|-----------------------|
| 578 | Jermaine Lewis (2000) |
| 575 | B.J. Sams (2004)      |
| 519 | Jermaine Lewis (2001) |

### GAME

|     |                                   |
|-----|-----------------------------------|
| 184 | Jermaine Lewis (12/7/97 vs. Sea.) |
| 173 | Jermaine Lewis (12/24/00 vs. NYJ) |
| 121 | B.J. Sams (11/19/06 vs. Atl.)     |

### LONGEST PUNT RETURN

|     |                                      |
|-----|--------------------------------------|
| 95t | Lamont Brightful (11/10/02 vs. Cin.) |
| 89t | Jermaine Lewis (12/24/00 vs. NYJ)    |
|     | Jermaine Lewis (12/7/97 vs. Sea.)    |

### HIGHEST AVERAGE

**CAREER (MIN. 60 RETURNS)**

|      |                            |
|------|----------------------------|
| 11.8 | Jermaine Lewis (1996-2001) |
| 10.9 | B.J. Sams (2004-07)        |
| 9.9  | Lamont Brightful (2002-03) |

**SEASON (MIN. 15 RETURNS)**

|             |                           |
|-------------|---------------------------|
| 16.1        | Lamont Brightful (2002)   |
|             | Jermaine Lewis (2000)     |
| <b>15.6</b> | <b>Tandon Doss (2013)</b> |
|             | Jermaine Lewis (1997)     |

**GAME (MIN. 3 RETURNS)**

|      |                                   |
|------|-----------------------------------|
| 43.3 | Jermaine Lewis (12/24/00 vs. NYJ) |
| 40.3 | B.J. Sams (11/19/06 vs. Atl.)     |
| 36.8 | Jermaine Lewis (12/7/97 vs. Sea.) |

### MOST TOUCHDOWNS

**CAREER**

|   |                            |
|---|----------------------------|
| 6 | Jermaine Lewis (1996-2001) |
| 2 | B.J. Sams (2004-07)        |

**SEASON**

|   |                                   |
|---|-----------------------------------|
| 2 | B.J. Sams (2004)                  |
|   | Jermaine Lewis (2000, 1998, 1997) |


**GAME**

|   |                                   |
|---|-----------------------------------|
| 2 | Jermaine Lewis (12/24/00 vs. NYJ) |
|   | Jermaine Lewis (12/7/97 vs. Sea.) |

## 50-YARD PUNT RETURNS

|            |  |
|------------|--|
| 95t        | Lamont Brightful vs. Cin., 11/10/02    |
| 89t        | Jermaine Lewis vs. NYJ, 12/24/00       |
| 89t        | Jermaine Lewis vs. Sea., 12/7/97       |
| 87t        | Jermaine Lewis vs. Cin., 9/27/98       |
| <b>82t</b> | <b>Tandon Doss vs. Hou., 9/22/13</b>   |
| 78t        | B.J. Sams at Was., 10/10/04            |
| 75t        | Yamon Figurs vs. Ari., 9/23/07         |
| 69t        | Jermaine Lewis at NYJ, 9/13/98         |
| <b>68t</b> | <b>Lardarius Webb at Cle., 12/4/11</b> |
| 66t        | Jermaine Lewis vs. Sea., 12/7/97       |
| 65         | B.J. Sams vs. Atl., 11/19/06           |
| <b>63t</b> | <b>Jacoby Jones at Pit., 11/18/12</b>  |
| 63t        | Ed Reed at Cin., 9/10/07               |
| 63         | B.J. Sams at Cin., 9/26/04             |
| 62         | Jermaine Lewis vs. Pit., 12/16/01      |
| 59         | B.J. Sams vs. Atl., 11/19/06           |
| 58t        | B.J. Sams vs. KC, 10/4/04              |
| 54t        | Jermaine Lewis vs. NYJ, 12/24/00       |
| 51         | B.J. Sams vs. Cle., 10/16/05           |

Current Ravens in Bold





# KICK RETURN RECORDS

## TOP 10 CAREER KICK RETURN YARDS

| RANK | NAME (SEASONS)                   | NO        | YDS          | AVG         | LG          | TD       |
|------|----------------------------------|-----------|--------------|-------------|-------------|----------|
| 1    | Sams, B.J. (2004-07)             | 138       | 3,161        | 22.9        | 87          | 0        |
| 2    | Lewis, Jermaine (1996-2001)      | 139       | 3,153        | 22.7        | 76          | 0        |
| 3    | Harris, Corey (1998-2001)        | 123       | 2,950        | 24.0        | 95t         | 1        |
| 4    | <b>Jones, Jacoby (2012-13)</b>   | <b>69</b> | <b>2,059</b> | <b>29.8</b> | <b>108t</b> | <b>3</b> |
| 5    | Figurs, Yamon (2007-08)          | 75        | 1,746        | 23.3        | 94t         | 1        |
| 6    | Brightful, Lamont (2002-03)      | 63        | 1,417        | 22.5        | 75          | 0        |
| 7    | Reed, David (2010-12)            | 39        | 1,150        | 29.5        | 103t        | 1        |
| 8    | <b>Webb, Lardarius (2009-13)</b> | <b>37</b> | <b>977</b>   | <b>26.4</b> | <b>95t</b>  | <b>1</b> |
| 9    | Taylor, Chester (2002-05)        | 45        | 937          | 20.8        | 54          | 0        |
| 10   | Parmele, Jalen (2008-10)         | 33        | 845          | 25.6        | 53          | 0        |

## KICKOFF RETURN RECORDS

### MOST KICKOFF RETURNS

| CAREER                         | SEASON                 | GAME   |
|--------------------------------|------------------------|--|
| 139 Jermaine Lewis (1996-2001) | 59 B.J. Sams (2004)    | 8 B.J. Sams (11/27/05 at Cin.)<br>Corey Harris (12/13/98 vs. Min.) |
| 138 B.J. Sams (2004-07)        | 46 Yamon Figurs (2007) | 7 4 times, last by <b>Lardarius Webb</b> (10/18/09 at Min.)        |
| 123 Corey Harris (1998-2001)   | 44 B.J. Sams (2005)    |  |

### MOST YARDS GAINED ON KICKOFF RETURNS

| CAREER                           | SEASON                           | GAME  |
|----------------------------------|----------------------------------|---|
| 3,161 B.J. Sams (2004-07)        | 1,251 B.J. Sams (2004)           | 243 Corey Harris (12/13/98 vs. Min.)  |
| 3,153 Jermaine Lewis (1996-2001) | <b>1,167 Jacoby Jones (2012)</b> | 233 David Reed (12/13/10 at Hou.)   |
| 2,950 Corey Harris (1998-2001)   | 1,138 Yamon Figurs (2007)        | <b>196 Jacoby Jones (10/21/12 at Hou.)</b><br>Yamon Figurs (12/9/07 vs. Ind.) |

### LONGEST KICKOFF RETURN

|   |
|---|
| 108t <b>Jacoby Jones (10/14/12 vs. Dal.)</b>                                      |
| 105t <b>Jacoby Jones (11/11/12 vs. Oak.)</b>                                      |
| 103t David Reed (12/13/10 at Hou.)  |
| 97t Patrick Johnson (12/13/98 vs. Min.)   |
| 95t <b>Lardarius Webb (11/11/09 vs. Den.)</b><br>Corey Harris (12/13/98 vs. Min.) |

### HIGHEST AVERAGE

| CAREER (MIN. 40 RETURNS)                     | SEASON (MIN. 20)                          | GAME (MIN. 3 RETURNS)                               |
|--|---|---|
| <b>29.8 Jacoby Jones (2012-13), 69-2,059</b> | <b>30.7 Jacoby Jones (2012), 38-1,167</b> | <b>53.0 Jacoby Jones (10/14/12 vs. Dal.), 3-159</b> |
| 24.0 Corey Harris (1998-2001), 123-2,950     | 29.3 David Reed (2010), 21-616            | 46.7 B.J. Sams (12/11/05 at Den.), 3-140            |
| 23.3 Yamon Figurs (2007-08), 75-1,746        | <b>28.8 Jacoby Jones (2013), 31-892</b>   | 45.0 David Reed (11/21/10 at Car.), 3-135           |
|  | 27.6 Corey Harris (1998), 35-965          |   |
|  | <b>26.2 Lardarius Webb (2009), 35-918</b> |   |

### MOST TOUCHDOWNS

| CAREER   | SEASON  | GAME  |
|--|---|---|
| <b>3 Jacoby Jones (2012-13)</b>  | <b>2 Jacoby Jones (2012)</b>  | 1 8 times, last by <b>Jacoby Jones</b> (12/8/13 vs. Min., 77 yards) |
| <b>1 Lardarius Webb (2009-13)</b><br>David Reed (2010-12)<br>Yamon Figurs (2007-08)<br>Corey Harris (1998-2001)<br>Patrick Johnson (1998-2001, 2005) | <b>1 Jacoby Jones (2013)</b><br>David Reed (2010)<br><b>Lardarius Webb (2009)</b><br>Yamon Figurs (2007)<br>Corey Harris (1998)<br>Patrick Johnson (1998) |   |

## LONGEST KICKOFF RETURNS

|  |
|--|
| 108t <b>Jacoby Jones vs. Dal., 10/14/12</b>  |
| 105t <b>Jacoby Jones vs. Oak., 11/11/12</b>  |
| 103t David Reed at Hou., 12/13/10            |
| 97t Patrick Johnson vs. Min., 12/13/98       |
| <b>95t Lardarius Webb vs. Den., 11/11/09</b> |
| 95t Corey Harris vs. Min., 12/13/98          |
| 94t Yamon Figurs vs. Ind., 12/9/07           |
| 87 B.J. Sams at Den., 12/11/05               |
| 84 David Reed at Car., 11/21/10              |
| <b>77 Jacoby Jones vs. Min., 12/8/13</b>     |
| 77 David Reed at Ten., 9/18/11               |
| 76 Jermaine Lewis at Ten., 11/12/01          |
| 75 Lamont Brightful vs. SF, 11/30/03         |
| <b>73 Jacoby Jones vs. Pit., 11/28/13</b>    |
| 73 Lamont Brightful at Mia., 11/16/03        |
| 72 B.J. Sams vs. Oak., 9/17/06               |
| <b>68 Lardarius Webb at GB, 12/7/09</b>      |
| 66 Corey Harris vs. Jax., 11/28/99           |
| 64 B.J. Sams at Ind., 12/19/04               |
| 64 Robert Tate vs. Den., 9/30/02             |
| 64 Jermaine Lewis vs. Ind., 12/2/01          |
| 63 Javin Hunter at Ind., 10/13/02            |
| 63 Corey Harris vs. Pit., 9/19/99            |
| 61 Yamon Figurs vs. NYJ, 9/16/07             |
| 59 B.J. Sams vs. Atl., 11/19/06              |
| 58 Lamont Brightful vs. Jax., 11/2/03        |
| 57 Yamon Figurs at SD, 11/25/07              |

## LONGEST MISSED FG RETURN

|  |
|--|
| 107t Chris McAlister vs. Den., 9/30/02 |
|--|

Current Ravens in Bold

## COMBINED KICK RETURN RECORDS

### MOST COMBINED KICK RETURNS

| CAREER                         | SEASON                   | GAME  |
|--------------------------------|--------------------------|---|
| 370 Jermaine Lewis (1996-2001) | 114 B.J. Sams (2004)     | 11 B.J. Sams (11/14/04 at NYJ)<br>Lamont Brightful (11/9/03 at STL) |
| 259 B.J. Sams (2004-07)        | 84 Jermaine Lewis (2001) |   |

### MOST COMBINED KICK RETURN YARDAGE

| CAREER                           | SEASON                           | GAME   |
|----------------------------------|----------------------------------|--|
| 5,883 Jermaine Lewis (1996-2001) | 1,826 B.J. Sams (2004)           | 2 Jermaine Lewis, 2 PR (12/24/00 vs. NYJ)<br>Jermaine Lewis, 2 PR (12/7/97 vs. Sea.) |
| 4,481 B.J. Sams (2004-07)        | 1,558 Jermaine Lewis (2001)      |  |
| 2,950 Corey Harris (1998-2001)   | <b>1,508 Jacoby Jones (2012)</b> |  |

| GAME                                  |
|---------------------------------------|
| 275 Jermaine Lewis (12/7/97 vs. Sea.) |
| 250 B.J. Sams (10/4/04 vs. KC)        |
| 243 Corey Harris (12/13/98 vs. Min.)  |

### MOST COMBINED KICK RETURN TOUCHDOWNS

| CAREER  | SEASON   | GAME |
|---|--|------|
| 6 Jermaine Lewis, 6 PR (1996-2001)  | <b>3 Jacoby Jones, 2 KOR &amp; 1 PR (2012)</b> |      |
| <b>4 Jacoby Jones, 3 KOR &amp; 1 PR (2012-13)</b>   | 2 Yamon Figurs, 1 PR & 1 KOR (2007)            |      |
| <b>2 Lardarius Webb, 1 PR &amp; 1 KOR (2009-13)</b><br>Yamon Figurs, 1 PR & 1 KOR (2007)<br>B.J. Sams, 2 PR (2004-07) | B.J. Sams, 2 PR (2004)                         |      |
|   | Jermaine Lewis, 2 PR (2000, 1998, 1997)        |      |



# PUNTING/KICKING RECORDS

## CAREER GROSS PUNTING

| RANK | NAME (SEASONS)               | NO  | YDS    | AVG  | TB | IN 20 | LG | NET  | BK |
|------|------------------------------|-----|--------|------|----|-------|----|------|----|
| 1    | <b>Koch, Sam (2006-13)</b>   | 648 | 29,029 | 44.8 | 55 | 225   | 74 | 38.6 | 3  |
| 2    | Richardson, Kyle (1998-2001) | 364 | 15,069 | 41.4 | 35 | 128   | 67 | 35.4 | 5  |
| 3    | Zastudil, Dave (2002-05)     | 327 | 13,618 | 41.6 | 32 | 89    | 67 | 34.8 | 3  |
| 4    | Montgomery, Greg (1996-97)   | 151 | 6,520  | 43.2 | 7  | 47    | 67 | 37.2 | 1  |
| 5    | Murphy, Nick (2004)          | 18  | 777    | 43.2 | 2  | 6     | 54 | 36.6 | 0  |
| 6    | Stewart, Kordell (2004-05)   | 5   | 177    | 35.4 | 0  | 2     | 42 | 31.2 | 0  |
| 7    | Stover, Matt (1996-2008)     | 3   | 100    | 33.3 | 2  | 1     | 34 | 20.0 | 0  |
| 8    | Elling, Aaron (2005)         | 1   | 32     | 32.0 | 0  | 1     | 32 | 32.0 | 0  |
| 9    | Boller, Kyle (2003-08)       | 1   | 29     | 29.0 | 0  | 0     | 29 | 29.0 | 0  |

## PUNTING RECORDS

### MOST PUNTS

#### CAREER

|     |                             |
|-----|-----------------------------|
| 648 | <b>Sam Koch (2006-13)</b>   |
| 364 | Kyle Richardson (1998-2001) |
| 327 | Dave Zastudil (2002-05)     |

#### SEASON

|     |   |
|-----|---|
| 103 | Kyle Richardson (1999)                          |
| 90  | <b>Sam Koch (2013)</b> , Kyle Richardson (1998) |
| 89  | Dave Zastudil (2003)                            |

#### GAME

|    |                                    |
|----|------------------------------------|
| 10 | <b>Sam Koch (11/05/07 at Pit.)</b> |
|    | Nick Murphy (11/28/04 at NE)       |
|    | Kyle Richardson (12/24/00 vs. NYJ) |
|    | Kyle Richardson (9/20/98 at Jax.)  |

### LONGEST PUNT

|    |                                     |
|----|-------------------------------------|
| 74 | <b>Sam Koch (11/9/08 at Hou.)</b>   |
| 69 | <b>Sam Koch (12/8/13 vs. Min.)</b>  |
| 67 | <b>Sam Koch (10/19/08 at Mia.)</b>  |
|    | Dave Zastudil (9/28/03 vs. KC)      |
|    | Kyle Richardson (12/27/98 vs. Det.) |
|    | Greg Montgomery (9/29/96 vs. NO)    |

### HIGHEST GROSS PUNTING AVERAGE

#### CAREER (MIN. 100)

|      |                           |
|------|---------------------------|
| 44.8 | <b>Sam Koch (2006-13)</b> |
| 43.2 | Greg Montgomery (1996-97) |
| 41.6 | Dave Zastudil (2002-05)   |

#### SEASON (MIN. 40 PUNTS)

|      |                        |
|------|------------------------|
| 47.1 | <b>Sam Koch (2012)</b> |
| 46.5 | <b>Sam Koch (2011)</b> |
| 46.0 | <b>Sam Koch (2013)</b> |
| 45.0 | <b>Sam Koch (2008)</b> |

#### GAME (MIN. 4 PUNTS)

|      |  |
|------|--|
| 54.7 | <b>Sam Koch (12/8/13 vs. Min.), 6-328</b>  |
| 53.0 | <b>Sam Koch (12/22/13 vs. NE), 4-212</b>   |
| 52.5 | <b>Sam Koch (11/11/12 vs. Oak.), 4-210</b> |
|      | Dave Zastudil (9/30/02 vs. Den.), 6-315    |
| 52.2 | <b>Sam Koch (10/24/11 at Jax.), 9-470</b>  |
|      | <b>Sam Koch (12/20/08 at Dal.), 5-261</b>  |

### HIGHEST NET PUNTING AVERAGE

#### CAREER (MIN. 100)

|      |                             |
|------|-----------------------------|
| 38.6 | <b>Sam Koch (2006-13)</b>   |
| 37.2 | Greg Montgomery (1996-97)   |
| 35.4 | Kyle Richardson (1998-2001) |

### SEASON (MIN. 40 PUNTS)

|      |                        |
|------|------------------------|
| 40.8 | <b>Sam Koch (2012)</b> |
| 39.9 | <b>Sam Koch (2008)</b> |
| 39.2 | <b>Sam Koch (2010)</b> |
| 38.9 | <b>Sam Koch (2013)</b> |

### GAME (MIN. 4 PUNTS)

|      |  |
|------|--|
| 52.5 | <b>Sam Koch (11/11/12 vs. Oak.), 4-210</b> |
| 48.8 | <b>Sam Koch (12/2/12 vs. Pit.), 5-253</b>  |
|      | <b>Sam Koch (10/21/12 at Hou.), 5-253</b>  |
| 46.6 | <b>Sam Koch (12/20/08 at Dal.), 5-261</b>  |
| 46.0 | <b>Sam Koch (9/7/08 vs. Cin.), 5-241</b>   |
| 45.9 | <b>Sam Koch (11/20/11 vs. Cin.), 8-391</b> |
|      | <b>Sam Koch (10/24/11 at Jax.), 9-470</b>  |

### MOST PUNTS INSIDE THE 20

#### CAREER

|     |                             |
|-----|-----------------------------|
| 225 | <b>Sam Koch (2006-13)</b>   |
| 128 | Kyle Richardson (1998-2001) |
| 89  | Dave Zastudil (2002-05)     |

#### SEASON

|    |                        |
|----|------------------------|
| 39 | <b>Sam Koch (2010)</b> |
|    | Kyle Richardson (1999) |
| 35 | Kyle Richardson (2000) |
| 34 | <b>Sam Koch (2008)</b> |

#### GAME

|   |                                     |
|---|-------------------------------------|
| 5 | <b>Sam Koch (12/13/10 at Hou.)</b>  |
|   | <b>Sam Koch (10/17/10 at NE)</b>    |
|   | Dave Zastudil (11/17/02 at Mia.)    |
|   | Kyle Richardson (12/23/01 vs. Cin.) |

### MOST CONSECUTIVE PUNTS, NONE BLOCKED

|     |                                  |
|-----|----------------------------------|
| 308 | <b>Sam Koch (9/20/09-9/5/13)</b> |
| 177 | Dave Zastudil (12/15/02-9/18/05) |

### MOST PUNTS HAD BLOCKED

#### CAREER

|   |                             |
|---|-----------------------------|
| 5 | Kyle Richardson (1998-2001) |
| 3 | <b>Sam Koch (2006-13)</b>   |
|   | Dave Zastudil (2002-05)     |

#### SEASON

|   |                              |
|---|------------------------------|
| 2 | Dave Zastudil (2002)         |
|   | Kyle Richardson (2001, 1998) |

#### GAME

|   |  |
|---|--|
| 2 | Dave Zastudil (12/8/02 vs. NO)                     |
| 1 | 10 times, last by <b>Sam Koch (9/5/13 at Den.)</b> |

## LONGEST PUNTS

|    |                                    |
|----|------------------------------------|
| 74 | <b>Sam Koch at Hou., 11/9/08</b>   |
| 69 | <b>Sam Koch vs. Min., 12/8/13</b>  |
| 67 | <b>Sam Koch at Mia., 10/19/08</b>  |
| 67 | Dave Zastudil vs. KC, 9/28/03      |
| 67 | Kyle Richardson vs. Det., 12/27/98 |
| 67 | Greg Montgomery vs. NO, 9/29/96    |
| 66 | <b>Sam Koch vs. Min., 12/8/13</b>  |
| 65 | Kyle Richardson at Den., 9/30/01   |
| 65 | Kyle Richardson at Ten., 12/6/98   |
| 64 | <b>Sam Koch vs. NE, 12/22/13</b>   |
| 64 | <b>Sam Koch vs. NYJ, 11/24/13</b>  |
| 64 | <b>Sam Koch vs. STL, 10/14/07</b>  |
| 64 | Greg Montgomery at Pit., 9/8/96    |
| 64 | Kyle Richardson at NYJ, 9/13/98    |
| 64 | Kyle Richardson vs. Ten., 10/11/98 |
| 63 | <b>Sam Koch at Cin., 1/1/12</b>    |
| 63 | Kyle Richardson at NE, 1/2/00      |
| 63 | Kyle Richardson at STL, 9/12/99    |
| 63 | Kyle Richardson vs. Oak., 11/8/98  |

## LONGEST FIELD GOALS

|    |   |
|----|---|
| 61 | <b>Justin Tucker at Det., 12/16/13</b>      |
| 56 | <b>Justin Tucker at Phi., 9/16/12</b>       |
| 56 | Wade Richey vs. Cle., 9/14/03               |
| 54 | <b>Justin Tucker at Hou., 10/21/12</b>      |
| 54 | Steve Hauschka at Hou., 11/9/08             |
| 53 | <b>Justin Tucker at Det., 12/16/13</b>      |
| 53 | <b>Justin Tucker vs. NYJ, 11/24/13</b>      |
| 52 | <b>Justin Tucker at Chi., 11/17/13</b>      |
| 52 | Matt Stover at Cle., 9/24/06 (game-winner)  |
| 51 | <b>Justin Tucker at Cle., 11/3/13</b>       |
| 51 | <b>Justin Tucker at Hou., 10/21/12</b>      |
| 51 | <b>Justin Tucker at Phi., 9/16/12</b>       |
| 51 | Billy Cundiff at Pit., 11/6/11              |
| 51 | Matt Stover at Was., 10/15/00               |
| 51 | Matt Stover vs. Pit., 10/29/00              |
| 51 | Matt Stover at Ind., 10/13/02               |
| 50 | <b>Justin Tucker at Mia., 11/17/13</b>      |
| 50 | Matt Stover vs. Dal., 11/21/04              |
| 50 | Matt Stover vs. KC, 10/4/04                 |
| 50 | Matt Stover vs. STL, 10/27/96               |
| 50 | Matt Stover at Ten., 10/10/99               |
| 50 | Matt Stover at Cin., 11/21/99 (game-winner) |

Current Ravens in Bold





# SCRIMMAGE/COMBINED YARDS

## TOP 10 CAREER SCRIMMAGE YARDS

| RANK | NAME (SEASONS)                 | RUSH  | RUSH YDS | REC | REC YDS | TOTAL ATT | SCRM YDS |
|------|--------------------------------|-------|----------|-----|---------|-----------|----------|
| 1    | <b>Rice, Ray (2008-13)</b>     | 1,430 | 6,180    | 369 | 3,034   | 1,799     | 9,214    |
| 2    | Lewis, Jamal (2000-06)         | 1,822 | 7,801    | 160 | 1,365   | 1,982     | 9,166    |
| 3    | Mason, Derrick (2005-10)       | 3     | 1        | 471 | 5,777   | 474       | 5,778    |
| 4    | Heap, Todd (2001-10)           | 8     | 61       | 467 | 5,492   | 475       | 5,553    |
| 5    | McGahee, Willis (2007-10)      | 673   | 2,802    | 96  | 544     | 769       | 3,346    |
| 6    | Clayton, Mark (2005-09)        | 25    | 112      | 234 | 3,116   | 259       | 3,228    |
| 7    | Taylor, Travis (2000-04)       | 29    | 224      | 204 | 2,758   | 233       | 2,982    |
| 8    | <b>Smith, Torrey (2011-13)</b> | 7     | 48       | 164 | 2,824   | 171       | 2,872    |
| 9    | Ismail, Qadry (1999-2001)      | 1     | 4        | 191 | 2,819   | 192       | 2,823    |
| 10   | Holmes, Priest (1997-2000)     | 459   | 2,102    | 88  | 585     | 547       | 2,687    |

## SCRIMMAGE YARDS RECORDS

### MOST ATTEMPTS

| CAREER | NAME (SEASONS)                    | ATTEMPTS |
|--------|-----------------------------------|----------|
| 1,982  | Jamal Lewis (2000-06)             | 1,982    |
| 1,799  | <b>Ray Rice (2008-13)</b>         | 1,799    |
| 769    | Willis McGahee (2007-10)          | 769      |
| SEASON | NAME (SEASONS)                    | ATTEMPTS |
| 413    | Jamal Lewis (2003)                | 413      |
| 370    | <b>Ray Rice (2010)</b>            | 370      |
| 367    | <b>Ray Rice (2011)</b>            | 367      |
| 355    | Jamal Lewis (2002)                | 355      |
| GAME   | NAME (SEASONS)                    | ATTEMPTS |
| 40     | Jay Graham (11/16/97 vs. Phi.)    | 40       |
| 38     | Bam Morris (10/26/97 at Was.)     | 38       |
| 36     | <b>Ray Rice (12/19/10 vs. NO)</b> | 36       |
|        | <b>Ray Rice (10/17/10 at NE)</b>  |          |
|        | Priest Holmes (11/22/98 at Cin.)  |          |

### MOST YARDAGE GAINED

| CAREER | NAME (SEASONS)                    | YARDAGE |
|--------|-----------------------------------|---------|
| 9,214  | <b>Ray Rice (2008-13)</b>         | 9,214   |
| 9,166  | Jamal Lewis (2000-06)             | 9,166   |
| 5,778  | Derrick Mason (2005-10)           | 5,778   |
| SEASON | NAME (SEASONS)                    | YARDAGE |
| 2,271  | Jamal Lewis (2003)                | 2,271   |
| 2,068  | <b>Ray Rice (2011)</b>            | 2,068   |
| 2,041  | <b>Ray Rice (2009)</b>            | 2,041   |
| 1,776  | <b>Ray Rice (2010)</b>            | 1,776   |
| GAME   | NAME (SEASONS)                    | YARDAGE |
| 295    | Jamal Lewis (9/14/03 vs. Cle.)    | 295     |
| 258    | Qadry Ismail (12/12/99 at Pit.)   | 258     |
| 233    | <b>Ray Rice (12/19/10 vs. NO)</b> | 233     |

## TOP 10 CAREER COMBINED YARDS

| RANK | NAME (SEASONS)                 | NO    | YDS   | AVG  | TD |
|------|--------------------------------|-------|-------|------|----|
| 1    | <b>Rice, Ray (2008-13)</b>     | 1,806 | 9,375 | 5.2  | 43 |
| 2    | Lewis, Jamal (2000-06)         | 1,982 | 9,166 | 4.6  | 47 |
| 3    | Lewis, Jermaine (1996-2001)    | 532   | 8,001 | 15.0 | 22 |
| 4    | Mason, Derrick (2005-10)       | 474   | 5,778 | 12.2 | 29 |
| 5    | Heap, Todd (2001-10)           | 475   | 5,553 | 11.7 | 41 |
| 6    | Sams, B.J. (2004-07)           | 264   | 4,502 | 17.1 | 3  |
| 7    | <b>Jones, Jacoby (2012-13)</b> | 195   | 3,504 | 17.9 | 7  |
| 8    | Taylor, Chester (2002-05)      | 523   | 3,273 | 6.3  | 7  |
| 9    | Clayton, Mark (2005-09)        | 266   | 3,270 | 12.3 | 14 |
| 10   | Taylor, Travis (2000-04)       | 233   | 2,982 | 12.8 | 15 |
| 11   | Harris, Corey (1998-2001)      | 123   | 2,950 | 24.0 | 2  |

## COMBINED YARDS RECORDS

### MOST ATTEMPTS

| CAREER | NAME (SEASONS)                    | ATTEMPTS |
|--------|-----------------------------------|----------|
| 1,982  | Jamal Lewis (2000-06)             | 1,982    |
| 1,806  | <b>Ray Rice (2008-13)</b>         | 1,806    |
| 551    | Priest Holmes (1997-2000)         | 551      |
| SEASON | NAME (SEASONS)                    | ATTEMPTS |
| 413    | Jamal Lewis (2003)                | 413      |
| 370    | <b>Ray Rice (2010)</b>            | 370      |
| 367    | <b>Ray Rice (2011)</b>            | 367      |
| 355    | Jamal Lewis (2002)                | 355      |
| GAME   | NAME (SEASONS)                    | ATTEMPTS |
| 40     | Jay Graham (11/16/97 vs. Phi.)    | 40       |
| 38     | Bam Morris (10/26/97 at Was.)     | 38       |
| 36     | <b>Ray Rice (12/19/10 vs. NO)</b> | 36       |
|        | <b>Ray Rice (10/17/10 at NE)</b>  |          |
|        | Priest Holmes (11/22/98 at Cin.)  |          |

### MOST YARDAGE GAINED

| CAREER | NAME (SEASONS)                    | YARDAGE |
|--------|-----------------------------------|---------|
| 9,375  | <b>Ray Rice (2008-13)</b>         | 9,375   |
| 9,166  | Jamal Lewis (2000-06)             | 9,166   |
| 8,001  | Jermaine Lewis (1996-2001)        | 8,001   |
| SEASON | NAME (SEASONS)                    | YARDAGE |
| 2,271  | Jamal Lewis (2003)                | 2,271   |
| 2,068  | <b>Ray Rice (2011)</b>            | 2,068   |
| 2,041  | <b>Ray Rice (2009)</b>            | 2,041   |
| 2,025  | Jermaine Lewis (1997)             | 2,025   |
| GAME   | NAME (SEASONS)                    | YARDAGE |
| 308    | Jermaine Lewis (12/7/97 vs. Sea.) | 308     |
| 295    | Jamal Lewis (9/14/03 vs. Cle.)    | 295     |
| 258    | Qadry Ismail (12/12/99 at Pit.)   | 258     |

## YARDS FROM SCRIMMAGE (ALL 150-YARD GAMES)

|     |  |
|-----|--|
| 295 | Jamal Lewis vs. Cle., 9/14/03          |
| 258 | Qadry Ismail at Pit., 12/12/99         |
| 233 | <b>Ray Rice vs. NO, 12/19/10</b>       |
| 232 | Jamal Lewis at Cin., 9/26/04           |
| 227 | Priest Holmes at Cin., 11/22/98        |
| 226 | Jamal Lewis at Cle., 12/21/03          |
| 219 | <b>Ray Rice vs. Det., 12/13/09</b>     |
| 214 | <b>Ray Rice at Cle., 12/4/11</b>       |
| 213 | Jamal Lewis at Cle., 10/6/02           |
| 207 | Jamal Lewis vs. Dal., 11/19/00         |
| 199 | <b>Ray Rice at Cin., 1/1/12</b>        |
| 198 | Derrick Alexander vs. Pit., 12/1/96    |
| 194 | <b>Ray Rice at Min., 10/18/09</b>      |
| 184 | Bam Morris at Was., 10/26/97           |
| 182 | Bam Morris at Jax., 11/10/96           |
| 180 | Jamal Lewis at Cin., 12/7/03           |
| 180 | <b>Ray Rice vs. Mia., 11/7/10</b>      |
| 179 | Jamal Lewis at Cin., 11/5/00           |
| 178 | Priest Holmes vs. Cin., 9/27/98        |
| 176 | <b>Ray Rice at Cle., 11/2/08</b>       |
| 170 | Jamal Lewis vs. Cle., 11/26/00         |
| 169 | Jay Graham vs. Phi., 11/16/97          |
| 167 | Jamal Lewis vs. Mia., 1/2/05           |
| 167 | Willis McGahee at Oak., 1/3/10         |
| 166 | <b>Torrey Smith at Buf. (9/29/13)</b>  |
| 166 | Travis Taylor at Atl., 11/3/02         |
| 165 | <b>Torrey Smith vs. Cin., 11/20/11</b> |
| 164 | <b>Ray Rice at SD, 11/25/12</b>        |
| 164 | Mark Clayton at Cin., 11/30/08         |
| 164 | <b>Ray Rice at STL, 9/25/11</b>        |
| 164 | Chester Taylor vs. Cin., 12/5/04       |
| 162 | <b>Torrey Smith at STL, 9/25/11</b>    |
| 162 | Jamal Lewis vs. Den., 10/26/03         |
| 161 | <b>Ray Rice vs. Hou., 10/16/11</b>     |
| 160 | Jamal Lewis vs. Sea., 11/23/03         |
| 159 | <b>Ray Rice vs. Den., 10/10/10</b>     |
| 159 | Willis McGahee vs. NE, 12/3/07         |
| 159 | Jamal Lewis vs. KC, 9/28/03            |
| 158 | <b>Ray Rice vs. NYG, 12/23/12</b>      |
| 156 | Jamal Lewis vs. NO, 12/8/02            |
| 155 | <b>Ray Rice at Pit., 12/27/09</b>      |
| 155 | <b>Ray Rice vs. Pit., 11/29/09</b>     |
| 152 | Willis McGahee at Mia., 10/19/08       |
| 152 | <b>Ray Rice at Phi., 9/16/12</b>       |
| 152 | <b>Ray Rice at NE, 10/4/09</b>         |
| 151 | Priest Holmes at Pit., 9/3/00          |
| 150 | Derrick Alexander vs. Sea., 12/7/97    |
| 150 | Michael Jackson vs. Jax., 11/24/96     |
| 150 | <b>Ray Rice vs. NE, 9/23/12</b>        |

Current Ravens in Bold



# TEAM RECORDS

## VICTORIES

### MOST GAMES WON, SEASON

|    |                  |
|----|------------------|
| 13 | 2006             |
| 12 | 2011, 2010, 2000 |
| 11 | 2008             |
| 10 | 2012, 2003, 2001 |

### MOST CONSECUTIVE GAMES WON

|   |                               |
|---|-------------------------------|
| 8 | 2000-01 (final 7 through 1st) |
| 7 | 2000                          |
| 5 | 2010-11 (final 4 through 1st) |
|   | 2006                          |

### MOST HOME GAMES WON

|   |  |
|---|--|
| 8 | 2011   |
| 7 | 2010, 2006, 2003                               |
| 6 | 2013, 2012, 2009, 2008, 2005, 2004, 2001, 2000 |

### MOST CONSECUTIVE HOME GAMES WON

|    |                                |
|----|--------------------------------|
| 15 | 2010-12 (last 2 through 1st 5) |
| 8  | 2006-07 (last 5 through 1st 3) |
| 7  | 2009-10 (last 2 through 1st 5) |
|    | 2000-01 (last 4 through 1st 3) |

### MOST AWAY GAMES WON

|   |                  |
|---|------------------|
| 6 | 2006, 2000       |
| 5 | 2010, 2008       |
| 4 | 2012, 2011, 1999 |

### MOST CONSECUTIVE AWAY GAMES WON

|   |                              |
|---|------------------------------|
| 3 | 2012, 2010, 2008, 2001, 2000 |
|---|------------------------------|

## DEFEATS

### MOST GAMES LOST, SEASON

|    |      |
|----|------|
| 12 | 1996 |
| 11 | 2007 |

### MOST CONSECUTIVE GAMES LOST

|   |      |
|---|------|
| 9 | 2007 |
|---|------|

### MOST HOME GAMES LOST, SEASON

|   |                                    |
|---|------------------------------------|
| 4 | 2007, 2002, 1999, 1998, 1997, 1996 |
|---|------------------------------------|

### MOST CONSECUTIVE HOME GAMES LOST

|   |      |
|---|------|
| 4 | 2007 |
| 3 | 1999 |

### MOST AWAY GAMES LOST, SEASON

|   |            |
|---|------------|
| 8 | 2005, 1996 |
| 7 | 2007       |

### MOST CONSECUTIVE AWAY GAMES LOST

|    |                                 |
|----|---------------------------------|
| 11 | 2004-05 (final 3 through all 8) |
| 8  | 2005, 1996                      |
| 7  | 2007-08 (final 5 through 1st 2) |

## SCORING

### MOST POINTS SCORED

|        |            |
|--------|------------|
| SEASON |            |
| 398    | 2012       |
| 391    | 2009, 2003 |
| 385    | 2008       |

|      |  |
|------|--|
| GAME |  |
| 55   | 11/11/12 vs. Oak.  |
| 48   | 12/13/09 vs. Det.<br>12/19/05 vs. GB   |
| 44   | 9/10/12 vs. Cin.<br>11/30/03 vs. SF<br>11/23/03 vs. Sea. - OT<br>11/26/00 vs. Cle. |

### MOST POINTS SCORED BY OPPONENTS

|        |      |
|--------|------|
| SEASON |      |
| 441    | 1996 |
| 384    | 2007 |
| 354    | 2002 |

|      |  |
|------|--|
| GAME |  |
| 49   | 9/5/13 at Den.   |
| 46   | 10/6/96 vs. NE   |
| 45   | 11/1/98 vs. Jax.<br>10/20/96 at Den.<br>12/9/07 vs. Ind. |

### MOST POINTS SCORED, BOTH TEAMS

|        |            |
|--------|------------|
| SEASON |            |
| 812    | 1996       |
| 742    | 2012       |
| 672    | 2013, 2003 |

|      |  |
|------|--|
| GAME |  |
| 85   | 11/23/03, Bal. (44) vs. Sea. (41) - OT |
| 84   | 10/6/96, Bal. (38) vs. NE (46)         |
| 79   | 10/20/96, Bal. (34) at Den. (45)       |

### FEWEST POINTS SCORED

|        |      |
|--------|------|
| SEASON |      |
| 265    | 2005 |
| 269    | 1998 |
| 275    | 2007 |

|      |                                 |
|------|---------------------------------|
| GAME |                                 |
| 0    | 11/9/97 at Pit.; 9/15/02 vs. TB |
| 3    | 9 times, last 10/12/08 at Ind.  |

### FEWEST POINTS SCORED BY OPPONENT

|        |      |
|--------|------|
| SEASON |      |
| *165   | 2000 |
| 201    | 2006 |
| 244    | 2008 |

|      |                                 |
|------|---------------------------------|
| GAME |                                 |
| 0    | 10 times, last 11/16/09 at Cle. |
| 3    | 10 times, last 11/24/13 vs. NYJ |

### FEWEST POINTS SCORED, BOTH TEAMS

|        |      |
|--------|------|
| SEASON |      |
| 498    | 2000 |
| 554    | 2006 |
| 564    | 2005 |

|      |  |
|------|--|
| GAME |  |
| 9    | 11/14/99, Bal. (3) at Jax. (6)   |
| 13   | 10/15/00, Bal. (3) at Was. (10)  |
| 15   | 10/7/12, Bal. (9) at KC (6)<br>10/29/00, Bal. (6) vs. Pit. (9)<br>11/16/03, Bal. (6) at Mia. (9) |

### MOST POINTS OVERCOME TO WIN GAME

|    |   |
|----|---|
| 21 | 10/30/11 vs. Ari.<br>(trailed 24-3, won 30-27)        |
| 19 | 11/12/06 at Ten.<br>(trailed 26-7, won 27-26)         |
| 17 | 11/23/03 vs. Sea.<br>(trailed 41-24, won 44-41 in OT) |

### LARGEST BLOWN LEAD TO LOSE GAME

|    |   |
|----|---|
| 21 | 10/5/97 vs. Pit. (led 21-0, lost 42-34) |
| 18 | 11/3/96 vs. Cin. (led 21-3, lost 24-21) |
| 17 | 12/5/04 vs. Cin. (led 20-3, lost 27-26) |

### MOST POINTS, EACH HALF

|     |   |
|-----|---|
| 1ST |   |
| 31  | vs. Cle. (11/26/00)<br>vs. Den. (9/30/02) |
| 28  | at NO (10/29/06)                          |

|     |                                    |
|-----|------------------------------------|
| 2ND |                                    |
| 38  | vs. Sea. (11/23/03) (plus 3 in OT) |
| 32  | vs. Jax. (9/10/00)                 |
| 30  | vs. Dal. (11/21/04)                |

### MOST POINTS, BOTH TEAMS, HALF

|     |   |
|-----|---|
| 1ST |   |
| 55  | 11/1/98, Bal. (13) vs. Jax. (42)  |
| 45  | 9/8/96, Bal. (17) at Pit. (28)  |
| 44  | 10/2/11, Bal. (27) vs. NYJ (17)<br>10/24/10, Bal. (20) vs. Buf. (24)<br>12/9/07, Bal. (7) vs. Ind. (37) |

|     |   |
|-----|---|
| 2ND |   |
| 62  | 11/23/03, Bal. (38, 3 in OT) vs. Sea (24) |
| 54  | 11/27/05, Bal. (29) at Cin. (25)          |
| 50  | 10/6/96, Bal. (24) vs. NE (26)            |

### MOST POINTS SCORED, EACH QUARTER

|     |                                 |
|-----|---------------------------------|
| 1ST |                                 |
| 21  | 9/25/11 at STL                  |
| 17  | 10/2/11 vs. NYJ                 |
| 14  | 10 times, last 12/23/12 vs. NYG |

|     |                                 |
|-----|---------------------------------|
| 2ND |                                 |
| 31  | 9/30/02 vs. Den.                |
| 24  | 11/26/00 vs. Cle.               |
| 21  | 3 times, last 12/28/08 vs. Jax. |

|     |                                 |
|-----|---------------------------------|
| 3RD |                                 |
| 21  | 6 times, last 11/11/12 vs. Oak. |

|     |                                   |
|-----|-----------------------------------|
| 4TH |                                   |
| 24  | 11/23/08 vs. Phi.                 |
| 22  | 12/8/13 vs. Min.; 11/9/08 at Hou. |
| 21  | 3 times, last 10/18/09 at Min.    |

|    |   |
|----|---|
| OT |   |
| 6  | 12/13/10 at Hou.<br>10/3/99 at Atl.<br>10/27/96 vs. STL |

### MOST POINTS ALLOWED, EACH QUARTER

|     |                                |
|-----|--------------------------------|
| 1ST |                                |
| 23  | 12/9/07 vs. Ind.               |
| 17  | 3 times, last 10/12/08 at Ind. |

|     |                                 |
|-----|---------------------------------|
| 2ND |                                 |
| 28  | 11/1/98 vs. Jax.                |
| 22  | 11/25/07 at SD                  |
| 21  | 4 times, last 10/30/11 vs. Ari. |

|     |   |
|-----|---|
| 3RD |   |
| 21  | 9/5/13 at Den.  |
| 17  | 11/27/05 at Cin.<br>11/23/03 vs. Sea.<br>12/2/01 vs. Ind. |

|     |                               |
|-----|-------------------------------|
| 4TH |                               |
| 24  | 12/5/04 vs. Cin.              |
| 23  | 11/28/99 vs. Jax.             |
| 21  | 4 times, last 12/22/13 vs. NE |

|    |                                |
|----|--------------------------------|
| OT |                                |
| 6  | 12/16/07 at Mia.               |
| 3  | 7 times, last 11/17/13 at Chi. |

### MOST POINTS, BOTH TEAMS, EACH QUARTER

|     |                                   |
|-----|-----------------------------------|
| 1ST |                                   |
| 26  | 12/13/98, Bal. (14) vs. Min. (12) |

|     |                                 |
|-----|---------------------------------|
| 2ND |                                 |
| 34  | 11/1/98, Bal. (6) vs. Jax. (28) |

|     |                                   |
|-----|-----------------------------------|
| 3RD |                                   |
| 38  | 11/23/03, Bal. (21) vs. Sea. (17) |

|     |                                  |
|-----|----------------------------------|
| 4TH |                                  |
| 42  | 12/8/13, Bal. (22) vs. Min. (20) |

### MOST CONSECUTIVE GAMES SCORING

|     |                                  |
|-----|----------------------------------|
| 190 | 2002 (final 14) - present        |
| 71  | 1997 (final 6) - 2002 (1st game) |
| 25  | 1996 (all 16) - 1997 (1st 9)     |

### MOST TOUCHDOWNS

|        |      |
|--------|------|
| SEASON |      |
| 47     | 2009 |
| 45     | 1996 |
| 44     | 2012 |

|      |                                      |
|------|--------------------------------------|
| GAME |                                      |
| 7    | 11/11/12 vs. Oak.                    |
| 6    | 12/13/09 vs. Det.<br>12/19/05 vs. GB |
| 5    | 15 times, last 9/10/12 vs. Cin.      |

### FEWEST TOUCHDOWNS

|        |            |
|--------|------------|
| SEASON |            |
| 25     | 2005       |
| 28     | 2007       |
| 29     | 2013, 1998 |

|      |                                 |
|------|---------------------------------|
| GAME |                                 |
| 0    | 27 times, last 12/16/13 at Det. |

### MOST TOUCHDOWNS BY OPPONENTS

|        |            |
|--------|------------|
| SEASON |            |
| 50     | 1996       |
| 39     | 2007, 1997 |
| 38     | 2002       |

|      |                |
|------|----------------|
| GAME |                |
| 7    | 9/5/13 at Den. |

### FEWEST TOUCHDOWNS BY OPPONENTS

|        |            |
|--------|------------|
| SEASON |            |
| 18     | 2000       |
| 21     | 2006       |
| 26     | 2011, 2008 |

|      |                                 |
|------|---------------------------------|
| GAME |                                 |
| 0    | 39 times, last 11/24/13 vs. NYJ |

\*16-Game NFL Record



# TEAM RECORDS

## MOST CONSECUTIVE GAMES SCORING TDs

42 2009 (11) - 2012 (4)

## MOST (1-POINT) PAT MADE

**SEASON**  
46 2009  
42 2012  
41 2008

**GAME**  
7 11/11/07 vs. Oak.  
6 12/13/09 vs. Det.  
12/19/05 vs. GB  
5 10 times, last 9/10/12 vs. Cin.

## MOST (1-POINT) PAT MADE BY OPPONENTS

**SEASON**  
41 1996  
35 2007, 1998  
34 2013

**GAME**  
7 9/5/13 at Den.

## FEWEST (1-POINT) PAT MADE

**SEASON**  
23 2005  
24 1998  
25 2001

## FEWEST (1-POINT) PAT MADE BY OPPONENTS

**SEASON**  
15 2000  
20 2006  
24 2004

## MOST (2-POINT) PAT

**SEASON**  
5 1996  
4 2003  
3 2013

**GAME**  
3 10/6/96 vs. NE  
2 10/19/03 at Cin.  
1 22 times, last 12/29/13 at Cin.

## MOST (2-POINT) PAT BY OPPONENT

**SEASON**  
7 1996  
4 1999  
2 2002, 1997

**GAME**  
2 11/28/99 vs. Jax.  
10/6/96 vs. NE  
1 18 times, last 12/9/12 at Was.

## MOST FIELD GOALS ATTEMPTED

**SEASON**  
41 2013  
40 2003  
39 2011, 2000

**GAME**  
6 12/16/13 at Det.  
11/22/09 vs. Ind.  
9/21/97 at Ten.  
5 15 times, last 11/28/13 vs. Pit.

## MOST FIELD GOALS MADE

**SEASON**  
38 2013  
35 2000  
34 2003

**GAME**  
6 12/16/13 at Det.  
5 7 times, last 11/28/13 vs. Pit.

## FEWEST FIELD GOALS ATTEMPTED

**SEASON**  
25 1996  
26 2002  
28 1998

## FEWEST FIELD GOALS MADE

**SEASON**  
19 1996  
21 2009, 2002, 1998  
26 2010, 1997

## MOST FIELD GOALS ATTEMPTED BY OPPONENT

**SEASON**  
43 2007  
39 2012  
35 2013

**GAME**  
7 11/11/07 vs. Cin.  
6 12/13/98 vs. Min.  
5 12 times, last 10/13/13 vs. GB

## MOST FIELD GOALS MADE BY OPPONENT

**SEASON**  
37 2012, 2007  
32 2013  
29 2005, 2002

**GAME**  
7 11/11/07 vs. Cin.  
6 12/13/98 vs. Min.  
5 7 times, last 11/4/12 at Cle.

## FEWEST FIELD GOALS ATTEMPTED BY OPPONENT

**SEASON**  
19 2000  
22 2008  
23 2006

## FEWEST FIELD GOALS MADE BY OPPONENT

**SEASON**  
14 2000  
17 2006  
19 2001, 1999

## MOST CONSECUTIVE GAMES SCORING FIELD GOALS

38 1999 (final 6) - 2001

## MOST CONSECUTIVE GAMES SCORING FIELD GOALS, BY OPPONENT

15 2002 (final game) - 2003 (1st 14 games)  
1996 (2nd-16th game)

## MOST SAFETIES

**SEASON**  
3 2008

**GAME**  
1 10 times, last 11/23/08 vs. Phi.

## MOST SAFETIES BY OPPONENT

**SEASON**  
2 2002  
1 2012, 2007, 2006, 2005, 2004, 1997, 1996

**GAME**  
1 9 times, last 10/21/12 at Hou.

## FIRST DOWNS

### MOST FIRST DOWNS

**SEASON**  
338 1996  
320 2009  
314 2012

**GAME**  
32 9/13/09 vs. KC  
30 10/30/11 vs. Ari.  
29 11/24/96 vs. Jax.  
28 4 times, last 9/23/12 vs. NE

### FEWEST FIRST DOWNS

**SEASON**  
243 1998  
259 2003, 1999  
260 2004

**GAME**  
5 11/5/07 at Pit.  
12/24/00 vs. NYJ

### MOST FIRST DOWNS BY OPPONENT

**SEASON**  
351 1996  
326 2012  
316 2002

## GAME

33 9/23/12 vs. NE  
11/3/96 vs. Cin.  
30 10/14/12 vs. Dal.  
9/30/02 vs. Den.

## FEWEST FIRST DOWNS BY OPPONENT

**SEASON**  
216 2000  
228 2008  
236 2006

**GAME**  
5 11/26/00 vs. Cle.  
6 3 times, last 9/13/10 at NYJ

## MOST FIRST DOWNS RUSHING

**SEASON**  
132 2008  
116 2000  
115 2009, 2003

**GAME**  
17 10/10/10 vs. Den.  
16 12/4/11 at Cle.  
15 11/19/00 vs. Dal.  
14 3 times, last on 12/13/09 vs. Det.

## FEWEST FIRST DOWNS RUSHING

**SEASON**  
68 2013  
86 2006, 1998  
87 1999

**GAME**  
0 9/29/13 at Buf.  
9/18/05 at Ten.  
1 8 times, last 11/10/13 vs. Cin.

## MOST FIRST DOWNS RUSHING BY OPPONENT

**SEASON**  
115 1996  
105 2012  
101 1997

**GAME**  
15 11/3/96 vs. Cin.  
14 9/8/96 at Pit.  
12 7 times, last 12/16/12 vs. Den.

## FEWEST FIRST DOWNS RUSHING BY OPPONENT

**SEASON**  
58 2008  
59 2006, 2000  
69 2007

**GAME**  
0 4 times, last 10/6/13 at Mia.

## MOST FIRST DOWNS PASSING

**SEASON**  
208 1996  
189 2013  
187 2009

**GAME**  
20 9/13/09 vs. KC  
19 4 times, last on 11/25/12 at SD

## FEWEST FIRST DOWNS PASSING

**SEASON**  
121 2003  
135 2004  
140 1998

**GAME**  
3 11/9/97 at Pit.  
4 8 times, last 11/5/07 at Pit.

## MOST FIRST DOWNS PASSING BY OPPONENT

**SEASON**  
213 1996  
190 2002  
187 2012, 2010

**GAME**  
21 12/13/10 at Hou.  
10/24/10 vs. Buf.  
20 3 times, last 9/5/13 at Den.



# TEAM RECORDS

## FEWEST FIRST DOWNS PASSING BY OPPONENT

**SEASON**  
 135 2000  
 144 2003  
 151 2006

**GAME**  
 2 9/13/10 at NYJ  
 11/26/00 vs. Cle.  
 3 4 times, last 11/21/10 at Car.

## MOST FIRST DOWNS BY PENALTY

**SEASON**  
**38 2013**  
 34 2012  
 33 2011

**GAME**  
**6 11/10/13 vs. Cin.**  
 9/13/10 at NYJ  
 5 8 times, last 9/23/12 vs. NE

## FEWEST FIRST DOWNS BY PENALTY

**SEASON**  
 16 2000  
 17 2006, 1998, 1997  
 18 2009

## MOST FIRST DOWNS BY PENALTY BY OPPONENT

**SEASON**  
 37 2005  
 34 2012, 2009  
 32 1999

**GAME**  
 8 9/23/12 vs. NE  
 10/9/05 at Det.  
 7 11/15/98 at SD  
 6 12/7/09 at GB  
 9/14/97 at NYG

## FEWEST FIRST DOWNS BY PENALTY BY OPP.

**SEASON**  
 18 2010, 2008  
 20 2001  
 22 2000

## NET YARDS

### MOST NET YARDS (RUSHING AND PASSING)

**SEASON**  
 5,723 1996  
 5,640 2012  
 5,619 2009

**GAME**  
 553 9/25/11 at STL  
 548 12/13/09 vs. Det.  
 533 12/23/12 vs. NYG  
 503 9/23/12 vs. NE  
 501 9/13/09 vs. KC  
 479 9/27/09 vs. Cle.  
 11/19/00 vs. Dal.

### FEWEST NET YARDS (RUSHING AND PASSING)

**SEASON**  
 4,375 2004  
 4,498 1998  
 4,639 2002

**GAME**  
 104 11/5/07 at Pit.  
 124 11/28/04 at NE  
 142 12/24/00 vs. NYJ

### MOST NET YARDS BY OPP. (RUSHING AND PASSING)

**SEASON**  
 5,889 1996  
 5,615 2012  
**5,368 2013**  
 5,363 1997

**GAME**  
 548 10/20/96 at Den.  
 540 11/29/98 vs. Ind.  
 524 12/24/00 vs. NYJ

## FEWEST NET YARDS BY OPP. (RUSHING AND PASSING)

**SEASON**  
 3,967 2000  
 4,177 2008  
 4,222 1999

**GAME**  
 94 9/24/00 vs. Cin.  
 107 10/10/04 at Was.  
 112 11/26/00 vs. Cle.

## MOST TOTAL NET YARDS, BOTH TEAMS

**GAME**  
 964 10/27/96, Bal. (478) vs. STL (486) - OT  
 940 10/20/96, Bal. (392) at Den. (548)  
**903 9/5/13, Bal. (393) at Den. (510)**

## FEWEST TOTAL NET YARDS, BOTH TEAMS

**GAME**  
 339 10/10/04, Bal. (232) at Was. (107)  
 351 10/24/11, Bal. (146) at Jax. (205)  
 364 11/15/98, Bal. (161) at SD (203)

## RUSHING

### MOST RUSHING ATTEMPTS

**SEASON**  
 592 2008  
 552 2003  
 511 2000

**GAME**  
 55 12/4/11 at Cle.  
 51 11/26/00 vs. Cle.  
 47 10/10/10 vs. Den.  
 46 12/30/12 at Cin.  
 10/26/08 vs. Oak.  
 9/7/08 vs. Cin.

### FEWEST RUSHING ATTEMPTS

**SEASON**  
 408 1998  
 416 1996  
 420 1997

**GAME**  
**9 9/29/13 at Buf.**  
 12 3 times, last 10/21/12 at Hou.  
 13 9/18/05 at Ten.  
 12/16/01 vs. Pit.

### MOST RUSHING ATTEMPTS BY OPPONENT

**SEASON**  
 508 1996  
 492 2012  
 472 1998

**GAME**  
**55 9/29/13 at Buf.**  
 51 10/7/12 at KC  
 47 10/27/96 vs. STL - OT  
 46 10/4/04 vs. KC

### FEWEST RUSHING ATTEMPTS BY OPPONENT

**SEASON**  
 361 2000  
 366 2008  
 367 2006

**GAME**  
**11 10/6/13 at Mia.**  
 11/26/06 vs. Pit.  
 13 10/10/10 vs. Den.  
 9/10/06 at TB  
 10/1/00 at Cle.

### MOST YARDS GAINED RUSHING

**SEASON**  
 2,674 2003  
 2,376 2008  
 2,200 2009

**GAME**  
 343 9/14/03 vs. Cle.  
 308 12/13/09 vs. Det.  
 290 12/4/11 at Cle.  
 276 12/21/03 at Cle.

## FEWEST YARDS GAINED RUSHING

**SEASON**  
**1,328 2013**  
 1,589 1997  
 1,605 2005

**GAME**  
 14 9/18/05 at Ten.  
**24 9/29/13 at Buf.**  
 12/20/98 at Chi.  
 34 10/24/11 at Jax.

## MOST YARDS GAINED RUSHING BY OPPONENT

**SEASON**  
 1,965 2012  
 1,920 1996  
 1,762 2002

**GAME**  
 227 10/14/12 vs. Dal.  
 222 10/20/96 at Den.  
 214 10/7/12 at KC  
 10/5/97 vs. Pit.  
 207 11/16/08 at NYG

## FEWEST YARDS GAINED RUSHING BY OPPONENT

**SEASON**  
 970 2000  
 1,214 2006  
 1,231 1999

**GAME**  
 4 9/24/00 vs. Cin.  
 11 12/19/99 vs. NO  
 21 11/26/06 vs. Pit.

## HIGHEST AVERAGE GAIN, RUSHING

**SEASON**  
 4.8 2003  
 4.7 2009  
 4.3 2012, 2011, 2000

## LOWEST AVERAGE GAIN, RUSHING

**SEASON**  
**3.1 2013**  
 3.4 2006  
 3.6 2005

## HIGHEST AVERAGE GAIN, RUSHING BY OPPONENT

**SEASON**  
 4.0 2012  
 3.9 2010  
**3.8 2013, 1996**  
 3.7 2005, 2002

## LOWEST AVERAGE GAIN, RUSHING BY OPPONENT

**SEASON**  
 2.7 2000  
 2.8 2007  
 3.1 1999

## MOST TOUCHDOWNS RUSHING

**SEASON**  
 22 2009  
 20 2008  
 18 2003

**GAME**  
 5 12/13/09 vs. Det.  
 4 10/10/10 vs. Den.  
 3 11 times, last 11/11/12 vs. Oak.

## FEWEST TOUCHDOWNS RUSHING

**SEASON**  
 5 2005  
**7 2013, 1998, 1997**  
 9 2002, 2000, 1999

## MOST TOUCHDOWNS RUSHING BY OPPONENT

**SEASON**  
 18 1996  
 17 2002, 1997  
 15 2012  
 12 1998

**GAME**  
 4 10/9/05 at Det.  
 3 8 times, last 12/18/11 at SD





# TEAM RECORDS

## FEWEST TOUCHDOWNS RUSHING BY OPPONENT

|                    |
|--------------------|
| <b>SEASON</b>      |
| 4 2008             |
| 5 2010, 2006, 2000 |
| 6 2003, 1999       |

## PASSING

### MOST PASSING ATTEMPTS

|                 |
|-----------------|
| <b>SEASON</b>   |
| <b>619 2013</b> |
| 586 1997        |
| 570 1996        |

|                          |
|--------------------------|
| <b>GAME</b>              |
| 64 9/23/01 at Cin.       |
| <b>62 9/5/13 at Den.</b> |
| 54 9/11/05 vs. Ind.      |

### FEWEST PASSING ATTEMPTS

|               |
|---------------|
| <b>SEASON</b> |
| 415 2003      |
| 433 2008      |
| 465 2004      |

|                                       |
|---------------------------------------|
| <b>GAME</b>                           |
| 17 10/4/04 vs. KC<br>11/8/98 vs. Oak. |
| 18 6 times, last 10/10/04 at Was.     |

### MOST PASSING ATTEMPTS BY OPPONENT

|               |
|---------------|
| <b>SEASON</b> |
| 599 1999      |
| 596 2010      |
| 573 2002      |

|                      |
|----------------------|
| <b>GAME</b>          |
| 69 12/24/00 vs. NYJ  |
| 62 12/13/10 at Hou.  |
| 56 12/13/98 vs. Min. |

### FEWEST PASSING ATTEMPTS BY OPPONENT

|               |
|---------------|
| <b>SEASON</b> |
| 490 2007      |
| 501 2004      |
| 509 2006      |

|  |
|--|
| <b>GAME</b>                            |
| 15 10/13/96 at Ind.                    |
| 16 9/17/00 vs. Mia.<br>10/21/99 vs. KC |

### MOST PASS COMPLETIONS

|                 |
|-----------------|
| <b>SEASON</b>   |
| <b>363 2013</b> |
| 341 2007        |
| 338 1997        |

|  |
|--|
| <b>GAME</b>  |
| <b>34 9/5/13 at Den.</b><br>9/30/07 at Cle.<br>9/11/05 vs. Ind.<br>9/23/01 at Cin. |

### FEWEST PASS COMPLETIONS

|               |
|---------------|
| <b>SEASON</b> |
| 217 2003      |
| 258 2004      |
| 261 2008      |

|  |
|--|
| <b>GAME</b>                            |
| 7 9/14/03 vs. Cle.                     |
| 8 12/7/03 vs. Cin.<br>12/12/99 at Pit. |

### MOST PASS COMPLETIONS BY OPPONENT

|               |
|---------------|
| <b>SEASON</b> |
| 360 2002      |
| 350 1996      |
| 349 2010      |

|  |
|--|
| <b>GAME</b>                              |
| 36 12/24/00 vs. NYJ                      |
| 35 9/30/02 vs. Den.                      |
| 32 11/11/10 at Atl.<br>12/13/98 vs. Min. |

## FEWEST PASS COMPLETIONS BY OPPONENT

|                |
|----------------|
| <b>SEASON</b>  |
| 276 2008, 2004 |
| 279 2006       |
| 288 2011       |

|                                  |
|----------------------------------|
| <b>GAME</b>                      |
| 9 6 times, last 10/24/11 at Jax. |

### MOST NET YARDS GAINED, PASSING

|               |
|---------------|
| <b>SEASON</b> |
| 3,978 1996    |
| 3,739 2012    |
| 3,702 1997    |

|                           |
|---------------------------|
| <b>GAME</b>               |
| 404 10/27/96 vs. STL - OT |
| 385 9/25/11 at STL        |
| 382 9/23/12 vs. NE        |

### FEWEST NET YARDS GAINED, PASSING

|               |
|---------------|
| <b>SEASON</b> |
| 2,255 2003    |
| 2,312 2004    |
| 2,808 2008    |

|                     |
|---------------------|
| <b>GAME</b>         |
| 37 12/17/00 at Ari. |
| 40 11/5/07 at Pit.  |
| 47 11/28/04 at NE   |

### MOST NET YARDS GAINED, PASSING BY OPPONENT

|                   |
|-------------------|
| <b>SEASON</b>     |
| 3,969 1996        |
| <b>3,681 2013</b> |
| 3,673 1997        |

|                           |
|---------------------------|
| <b>GAME</b>               |
| 473 12/24/00 vs. NYJ      |
| <b>445 9/5/13 at Den.</b> |
| 421 9/20/09 at SD         |

### FEWEST NET YARDS GAINED, PASSING BY OPPONENT

|               |
|---------------|
| <b>SEASON</b> |
| 2,805 2003    |
| 2,875 2008    |
| 2,958 2005    |

|                     |
|---------------------|
| <b>GAME</b>         |
| 55 10/10/04 at Was. |
| 60 9/13/10 at NYJ   |
| 64 12/10/00 vs. SD  |

### MOST TIMES SACKED

|                |
|----------------|
| <b>SEASON</b>  |
| 56 1999        |
| <b>48 2013</b> |
| 43 2000        |

|                                |
|--------------------------------|
| <b>GAME</b>                    |
| 7 8 times, last 12/18/11 at SD |

### FEWEST TIMES SACKED

|               |
|---------------|
| <b>SEASON</b> |
| 17 2006       |
| 33 2011, 2008 |
| 35 2004       |

### MOST TIMES OPPONENTS SACKED

|               |
|---------------|
| <b>SEASON</b> |
| 60 2006       |
| 49 1999       |
| 48 2011       |

|  |
|--|
| <b>GAME</b>  |
| 9 11/24/11 vs. SF<br>11/26/06 vs. Pit.<br>11/16/97 vs. Phi. - OT |
| 7 9/24/06 at Cle.<br>12/26/99 vs. Cin.                           |

### FEWEST TIMES OPPONENTS SACKED

|               |
|---------------|
| <b>SEASON</b> |
| 27 2010       |
| 30 1996       |
| 32 2009, 2007 |

## MOST CONSECUTIVE GAMES OPPONENTS SACKED

|  |
|--|
| <b>22 (6th game in 2012 - 11th game in 2013)</b><br>(9th game in 2000 - 14th in 2001)                              |
| 21 (5th game in 2008 - 9th game in 2009)<br>(15th game in 2005 - 3rd in 2007)<br>(8th game in 1997 - 12th in 1998) |

### HIGHEST COMPLETION PERCENTAGE

|                     |
|---------------------|
| <b>SEASON</b>       |
| 62.9 2009 (321-510) |
| 62.7 2010 (308-491) |
| 62.6 2006 (328-524) |

|  |
|--|
| <b>GAME</b>  |
| 80.0 11/1/09 vs. Den. (20-25)<br>9/9/01 vs. Chi. (24-30) |
| 79.4 11/1/98 vs. Jax. (27-34)                            |
| 78.9 1/1/12 at Cin. (15-19)                              |
| 77.8 12/10/06 at KC (21-27)<br>11/26/06 vs. Pit. (21-27) |

### LOWEST COMPLETION PERCENTAGE

|                     |
|---------------------|
| <b>SEASON</b>       |
| 49.5 1999 (270-546) |
| 52.3 2003 (217-415) |
| 54.7 2002 (262-479) |

|                              |
|------------------------------|
| <b>GAME</b>                  |
| 30.8 12/12/99 at Pit. (8-26) |
| 32.3 10/2/11 vs. NYJ (10-31) |
| 35.3 11/15/98 at SD (12-34)  |

### HIGHEST COMPLETION PERCENTAGE BY OPPONENT

|                     |
|---------------------|
| <b>SEASON</b>       |
| 65.2 1996 (350-537) |
| 62.8 2002 (360-573) |
| 60.1 2012 (335-557) |

|                               |
|-------------------------------|
| <b>GAME</b>                   |
| 83.9 11/17/96 at SF (26-31)   |
| 80.6 12/5/04 vs. Cin. (29-36) |
| 79.4 10/14/01 at GB (27-34)   |

### LOWEST COMPLETION PERCENTAGE BY OPPONENT

|                                     |
|-------------------------------------|
| <b>SEASON</b>                       |
| 52.3 2008 (276-528)                 |
| 53.8 2011 (288-535)                 |
| 54.8 2006 (279-509), 1999 (328-599) |

|                               |
|-------------------------------|
| <b>GAME</b>                   |
| 31.4 10/2/11 vs. NYJ (11-35)  |
| 35.7 11/15/98 at SD (15-42)   |
| 36.4 11/30/08 at Cin. (12-33) |

### MOST TOUCHDOWNS PASSING

|                           |
|---------------------------|
| <b>SEASON</b>             |
| 34 1996                   |
| 25 2010, 1997             |
| 22 2012                   |
| 21 2011, 2009, 2006, 1999 |

|                                   |
|-----------------------------------|
| <b>GAME</b>                       |
| 5 9/10/00 vs. Jax.                |
| 4 5 times, last 12/20/09 vs. Chi. |

### FEWEST TOUCHDOWNS PASSING

|                     |
|---------------------|
| <b>SEASON</b>       |
| 13 2007, 2004       |
| 16 2008, 2003, 1998 |
| 17 2005             |

### MOST TOUCHDOWNS PASSING BY OPPONENT

|                |
|----------------|
| <b>SEASON</b>  |
| 27 2007, 1996  |
| <b>25 2013</b> |
| 22 2010        |

|                                 |
|---------------------------------|
| <b>GAME</b>                     |
| 7 <b>9/5/13 at Den.</b>         |
| 5 2 times, last 11/5/07 at Pit. |

### FEWEST TOUCHDOWNS PASSING BY OPPONENT

|                     |
|---------------------|
| <b>SEASON</b>       |
| 11 2011, 2000       |
| 14 2004             |
| 15 2012             |
| 16 2006, 2002, 2001 |





# TEAM RECORDS

## MOST PASSES HAD INTERCEPTED

**SEASON**  
**23** 2013  
 21 2005  
 20 2001, 1999, 1996

**GAME**  
**5** 9/29/13 at Buf.  
 4 6 times, last 9/19/10 at Cin.

## FEWEST PASSES HAD INTERCEPTED

**SEASON**  
 10 2010  
 11 2012, 2004  
 12 2011, 2008

## PUNTING

### MOST PUNTS

**SEASON**  
 104 1999  
 97 2004  
 92 1998

**GAME**  
 10 6 times, last 9/5/13 at Den.

### FEWEST PUNTS

**SEASON**  
 69 1996  
 73 2011  
 74 2009

**GAME**  
 0 11/7/10 vs. Mia.  
 9/30/07 at Cle.  
**1** 11/28/13 vs. Pit.  
 10/31/05 at Pit.  
 9/24/00 vs. Cin.

### MOST PUNTS BY OPPONENT

**SEASON**  
 115 1999  
 105 2003  
**98** 2013, 2001

**GAME**  
 11 11/30/08 at Cin.  
 12/19/99 vs. NO  
 10 4 times, last 10/7/01 vs. Ten.

### FEWEST PUNTS BY OPPONENT

**SEASON**  
 68 1996  
 76 2007  
 78 2002

**GAME**  
 0 2 times, last 12/18/11 at SD  
**1** 10/20/13 at Pit.  
 10/14/12 vs. Dal.

### HIGHEST GROSS PUNTING AVERAGE

**SEASON**  
 47.1 2012  
 46.5 2011  
**45.5** 2013

### LOWEST GROSS PUNTING AVERAGE

**SEASON**  
 38.0 2001  
 40.2 2000  
 40.5 2002

### HIGHEST GROSS PUNTING AVERAGE BY OPPONENT

**SEASON**  
 46.2 2012  
**45.8** 2013  
 44.9 2006

### LOWEST GROSS PUNTING AVERAGE BY OPPONENT

**SEASON**  
 40.1 2004, 2003  
 40.5 2005  
 40.8 2002

## HIGHEST NET PUNTING AVERAGE

**SEASON**  
 40.8 2012  
 39.9 2008  
 39.2 2010

## LOWEST NET PUNTING AVERAGE

**SEASON**  
 32.9 2002, 2001  
 33.9 2000  
 34.6 2004

## HIGHEST NET PUNTING AVERAGE BY OPPONENT

**SEASON**  
 41.2 2012  
 39.1 2010  
 38.4 2011

## LOWEST NET PUNTING AVERAGE BY OPPONENT

**SEASON**  
 32.8 2002  
 33.0 2005  
 33.1 2004, 2000

## PUNT RETURNS

### MOST PUNT RETURNS

**SEASON**  
 60 2004  
 59 1999  
 53 2003

**GAME**  
 9 11/26/00 vs. Cle.  
 8 11/25/12 at SD  
 7 6 times, last 12/23/12 vs. NYG

### FEWEST PUNT RETURNS

**SEASON**  
 34 2002  
 35 2007  
 36 2011

### MOST PUNT RETURNS BY OPPONENT

**SEASON**  
 55 2005  
 53 1997  
 49 2012

**GAME**  
 7 2 times, last 12/4/05 at Hou.  
 6 17 times, last 11/10/13 vs. Cin.

### FEWEST PUNT RETURNS BY OPPONENT

**SEASON**  
 27 1996  
 33 2011, 2001  
 34 2010

### MOST FAIR CATCHES

**SEASON**  
 27 2011  
 26 2012, 2010  
 23 2003

**GAME**  
 5 11/30/08 at Cin.  
 4 8 times, last 9/5/13 at Den.

### MOST FAIR CATCHES BY OPPONENT

**SEASON**  
 28 1999  
 24 1998  
 23 2000

**GAME**  
 6 12/19/99 vs. NO  
 4 4 times, last 10/24/10 vs. Buf.

### MOST YARDS, PUNT RETURNS

**SEASON**  
 713 2000  
 616 2004  
**609** 2013  
**GAME**  
 184 12/7/97 vs. Sea.  
 173 12/24/00 vs. NYJ  
 126 11/26/00 vs. Cle.

## FEWEST YARDS, PUNT RETURNS

**SEASON**  
 290 2009  
 319 2010  
 338 2007

## MOST YARDS, PUNT RETURNS BY OPPONENT

**SEASON**  
 481 2005  
 471 2002  
 468 1999

**GAME**  
 117 11/2/97 at NYJ (OT)  
 112 10/30/11 vs. Ari.  
 110 11/23/97 vs. Ari.

## FEWEST YARDS, PUNT RETURNS BY OPPONENT

**SEASON**  
 183 2001  
 245 2008  
 273 1996

## HIGHEST AVERAGE, PUNT RETURNS

**SEASON**  
 15.8 2000 (45-713)  
**14.2** 2013 (43-609)  
 13.4 1997 (42-564)

## LOWEST AVERAGE, PUNT RETURNS

**SEASON**  
 7.4 2010 (43-319), 2009 (39-290)  
 7.7 2003 (53-410), 1999 (59-452)  
 7.8 2006 (45-351)

## HIGHEST AVERAGE, PUNT RETURNS BY OPPONENT

**SEASON**  
 11.9 2011 (33-392)  
 11.8 2002 (40-471)  
 10.9 1999 (43-468)

## LOWEST AVERAGE, PUNT RETURNS BY OPPONENT

**SEASON**  
 5.5 2001 (33-183)  
 6.4 2008 (38-245)  
 7.1 1998 (40-284)

## MOST TOUCHDOWNS ON PUNT RETURNS

**SEASON**  
 2 2007, 2004, 2000, 1998, 1997  
**1** 2013, 2012, 2011, 2002

**GAME**  
 2 12/24/00 vs. NYJ  
 12/7/97 vs. Sea.  
 1 10 times, last 9/22/13 vs. Hou.

## MOST TDs ON PUNT RETURNS BY OPPONENT

**SEASON**  
 2 2011, 2002  
 1 2009, 2005, 1999, 1998

**GAME**  
 1 8 times, last 12/24/11 vs. Cle.

## KICKOFF RETURNS

### MOST KICKOFF RETURNS

**SEASON**  
 86 1996  
 71 1997  
 69 1998

**GAME**  
 10 12/13/98 vs. Min.  
 9 9/10/00 vs. Jax.  
 8 6 times, last 10/18/09 at Min.

### FEWEST KICKOFF RETURNS

**SEASON**  
 42 2011  
**44** 2013  
 45 2006, 2000  
 50 2008  
 54 1999



# TEAM RECORDS

## MOST KICKOFF RETURNS BY OPPONENT

|  |
|--|
| <b>SEASON</b>  |
| 77 2009  |
| 76 2008  |
| 75 2006  |
| <b>GAME</b>  |
| 9 12/13/09 vs. Det.<br>12/19/05 vs. GB<br>12/2/01 vs. Ind. |

## FEWEST KICKOFF RETURNS BY OPPONENT

|                      |
|----------------------|
| <b>SEASON</b>        |
| 36 2011              |
| 37 2012              |
| <b>38 2013, 2010</b> |

## MOST YARDS, KICKOFF RETURNS

|   |
|---|
| <b>SEASON</b>   |
| 1,734 1996  |
| 1,700 1998  |
| 1,636 2012  |
| <b>GAME</b>   |
| 367 12/13/98 vs. Min.<br>233 12/13/10 at Hou.<br>201 10/21/12 at Hou. |

## FEWEST YARDS, KICKOFF RETURNS

|                                  |
|----------------------------------|
| <b>SEASON</b>                    |
| 1,005 2000                       |
| 1,007 2008                       |
| 1,046 2006                       |
| <b>GAME</b>                      |
| 0 6 times, last 9/15/13 vs. Cle. |

## MOST YARDS, KICKOFF RETURNS BY OPPONENT

|  |
|--|
| <b>SEASON</b>  |
| 1,720 2008   |
| 1,636 2006   |
| 1,565 2009   |
| <b>GAME</b>  |
| 245 11/18/07 vs. Cle.<br>244 11/10/02 vs. Cin.<br>237 11/2/08 at Cle.<br>1/2/05 vs. Mia. |

## FEWEST YARDS, KICKOFF RETURNS BY OPP.

|                                 |
|---------------------------------|
| <b>SEASON</b>                   |
| 859 2012                        |
| <b>873 2013</b>                 |
| 987 2010                        |
| <b>GAME</b>                     |
| 0 8 times, last 9/29/13 at Buf. |

## HIGHEST AVERAGE, KICKOFF RETURNS

|                             |
|-----------------------------|
| <b>SEASON</b>               |
| 27.3 2012 (60-1,636)        |
| <b>26.4 2013 (44-1,163)</b> |
| 26.2 2009 (59-1,547)        |

## LOWEST AVERAGE, KICKOFF RETURNS

|                                       |
|---------------------------------------|
| <b>SEASON</b>                         |
| 20.1 2008 (50-1,007)                  |
| 20.2 1997 (71-1,435), 1996 (86-1,734) |
| 20.3 1999 (54-1,098)                  |

## HIGHEST AVERAGE, KICKOFF RETURNS BY OPPONENT

|                      |
|----------------------|
| <b>SEASON</b>        |
| 29.2 2011 (36-1,050) |
| 26.0 2010 (38-987)   |
| 23.7 2007 (61-1,444) |

## LOWEST AVERAGE, KICKOFF RETURNS BY OPPONENT

|                      |
|----------------------|
| <b>SEASON</b>        |
| 20.0 1996 (70-1,402) |
| 20.3 2009 (77-1,565) |
| 20.5 1998 (57-1,168) |

## MOST TOUCHDOWNS ON KICKOFF RETURNS

|                      |
|----------------------|
| <b>SEASON</b>        |
| 2 2012, 1998         |
| <b>GAME</b>          |
| *2 12/13/98 vs. Min. |

## MOST TDs ON KICKOFF RETURNS BY OPPONENT

|                                  |
|----------------------------------|
| <b>SEASON</b>                    |
| 2 2008, 2004, 1998               |
| 1 2011, 2003, 2002, 1997         |
| <b>GAME</b>                      |
| 1 10 times, last 10/2/11 vs. NYJ |

## FUMBLES

### MOST FUMBLES

|   |
|---|
| <b>SEASON</b>                           |
| 37 2003, 1997                           |
| 35 2007                                 |
| 34 2002                                 |
| <b>GAME</b>                             |
| 7 10/13/02 at Ind.<br>10/22/00 vs. Ten. |
| 5 10 times, last 12/20/08 at Dal.       |

### FEWEST FUMBLES

|                |
|----------------|
| <b>SEASON</b>  |
| 14 2012        |
| <b>15 2013</b> |
| 19 2009        |

### MOST FUMBLES BY OPPONENT

|                                 |
|---------------------------------|
| <b>SEASON</b>                   |
| 45 2000                         |
| 29 2003                         |
| 28 2005                         |
| <b>GAME</b>                     |
| 8 10/8/00 at Jax.               |
| 5 6 times, last 10/2/11 vs. NYJ |

### FEWEST FUMBLES BY OPPONENT

|               |
|---------------|
| <b>SEASON</b> |
| 12 2007       |
| 17 1998       |
| 20 2009       |

### MOST FUMBLES LOST

|                                   |
|-----------------------------------|
| <b>SEASON</b>                     |
| 26 2007                           |
| 19 2003                           |
| 18 2002                           |
| <b>GAME</b>                       |
| 5 12/13/98 vs. Min.               |
| 4 4 times, last 11/11/07 vs. Cin. |

### FEWEST FUMBLES LOST

|               |
|---------------|
| <b>SEASON</b> |
| 5 2012        |
| <b>6 2013</b> |
| 7 2000        |

### MOST FUMBLES LOST BY OPPONENT

|                                  |
|----------------------------------|
| <b>SEASON</b>                    |
| 26 2000                          |
| 17 2003                          |
| 15 2005                          |
| <b>GAME</b>                      |
| 4 4 times, last 9/11/11 vs. Pit. |

### FEWEST FUMBLES LOST BY OPPONENT

|                           |
|---------------------------|
| <b>SEASON</b>             |
| 6 2007, 2002, 1998        |
| 7 1996                    |
| <b>8 2013, 2010, 2008</b> |

### MOST OWN FUMBLES RECOVERED

|               |
|---------------|
| <b>SEASON</b> |
| 20 1997       |
| 19 2008, 2000 |
| 18 2003       |

## FEWEST OWN FUMBLES RECOVERED

|                           |
|---------------------------|
| <b>SEASON</b>             |
| <b>9 2013, 2012, 2007</b> |
| 10 2009, 1996             |
| 12 2011, 2010, 2006       |

## MOST OPPONENTS FUMBLES RECOVERED

|                                  |
|----------------------------------|
| <b>SEASON</b>                    |
| 26 2000                          |
| 17 2003                          |
| 15 2005                          |
| <b>GAME</b>                      |
| 4 4 times, last 9/11/11 vs. Pit. |

## FEWEST OPPONENTS FUMBLES RECOVERED

|               |
|---------------|
| <b>SEASON</b> |
| 5 1998        |
| 6 2007, 2002  |
| 7 1996        |

## MOST TDs, FUMBLES RECOVERED, OWN & OPPONENT

|                                      |
|--------------------------------------|
| <b>SEASON</b>                        |
| 3 2011                               |
| 2 2005, 2004                         |
| 1 2009, 2008, 2006, 2003, 2002, 2001 |
| <b>GAME</b>                          |
| 2 10/2/11 vs. NYJ                    |
| 1 11 times, last 9/25/11 at STL      |

## MOST TDs, OWN FUMBLES RECOVERED

|   |
|---|
| <b>SEASON</b>   |
| 1 2004, 2003, 2002                                      |
| <b>GAME</b>   |
| 1 12/5/04 vs. Cin.<br>9/21/03 at SD<br>12/29/02 at Pit. |

## MOST TDs, OPPONENTS FUMBLES RECOVERED

|                                |
|--------------------------------|
| <b>SEASON</b>                  |
| 3 2011                         |
| 2 2005                         |
| 1 2009, 2008, 2006, 2004, 2001 |
| <b>GAME</b>                    |
| 2 10/2/11 vs. NYJ              |
| 1 8 times, last 9/25/11 at STL |

## INTERCEPTIONS

### MOST INTERCEPTIONS

|                                   |
|-----------------------------------|
| <b>SEASON</b>                     |
| 28 2006                           |
| 26 2008                           |
| 25 2002                           |
| <b>GAME</b>                       |
| 5 10/14/07 vs. STL                |
| 4 11 times, last 12/29/13 at Cin. |

### FEWEST INTERCEPTIONS

|               |
|---------------|
| <b>SEASON</b> |
| 11 2005       |
| 13 2012       |
| 15 2011, 1996 |

### MOST INTERCEPTIONS BY OPPONENT

|                                 |
|---------------------------------|
| <b>SEASON</b>                   |
| <b>23 2013</b>                  |
| 21 2005                         |
| 20 2001, 1999, 1996             |
| <b>GAME</b>                     |
| 5 9/29/13 at Buf.               |
| 4 6 times, last 9/19/10 at Cin. |

### FEWEST INTERCEPTIONS BY OPPONENT

|               |
|---------------|
| <b>SEASON</b> |
| 10 2010       |
| 11 2012, 2004 |
| 12 2011, 2008 |

### MOST CONSECUTIVE GAMES W/ INTERCEPTIONS

|  |
|--|
| 10 2005-06 (game 16 in '05 through 1st 9 in '06) |
| 9 2010-11 (game 12 in '10 through 1st 4 in '11)  |
| 2006 (games 1-9)                                 |

\* Ties NFL Record



# TEAM RECORDS

## MOST CONSECUTIVE GAMES W/ INTs BY OPPONENT

|   |   |
|---|---|
| 9 | 2001 (games 5-13)                                   |
| 7 | 1998 (games 5-11)<br>1996-97 (last 4 through 1st 3) |

## MOST INTERCEPTION YARDS

|        |      |
|--------|------|
| SEASON |      |
| 700    | 2004 |
| 544    | 2006 |
| 511    | 2003 |

|      |                   |
|------|-------------------|
| GAME |                   |
| 183  | 12/24/00 vs. NYJ  |
| 162  | 11/23/08 vs. Phi. |
| 156  | 10/24/04 vs. Buf. |

## FEWEST INTERCEPTION YARDS

|        |      |
|--------|------|
| SEASON |      |
| 147    | 1996 |
| 160    | 2013 |
| 161    | 1998 |

## MOST INTERCEPTION YARDS BY OPPONENT

|        |      |
|--------|------|
| SEASON |      |
| 349    | 1996 |
| 331    | 2001 |
| 293    | 2007 |

|      |                   |
|------|-------------------|
| GAME |                   |
| 108  | 10/21/99 vs. KC   |
| 103  | 12/19/04 at Ind.  |
| 100  | 11/18/07 vs. Cle. |

## FEWEST INTERCEPTION YARDS BY OPPONENT

|        |      |
|--------|------|
| SEASON |      |
| 104    | 2008 |
| 118    | 1997 |
| 142    | 2006 |

## MOST TDs ON INTERCEPTIONS

|        |                  |
|--------|------------------|
| SEASON |                  |
| 5      | 2008, 2006, 2004 |
| 4      | 2003, 1999       |
| 3      | 2010             |

|      |                                    |
|------|------------------------------------|
| GAME |                                    |
| 2    | 11/21/10 at Car.<br>10/29/06 at NO |
| 1    | 38 times, last 9/22/13 vs. Hou.    |

## MOST TDs ON INTERCEPTIONS BY OPPONENT

|        |                              |
|--------|------------------------------|
| SEASON |                              |
| 4      | 2013                         |
| 3      | 2012, 2005, 2001, 1999, 1996 |
| 2      | 2000                         |

|      |                                 |
|------|---------------------------------|
| GAME |                                 |
| 2    | 10/21/99 vs. KC                 |
| 1    | 23 times, last 12/29/13 at Cin. |

## PENALTIES

### FEWEST PENALTIES

|        |      |
|--------|------|
| SEASON |      |
| 89     | 2001 |
| 90     | 2010 |
| 92     | 2011 |

|      |                                |
|------|--------------------------------|
| GAME |                                |
| 1    | 5 times, last 12/26/10 at Cle. |

### MOST PENALTIES

|        |      |
|--------|------|
| SEASON |      |
| 139    | 2005 |
| 126    | 2003 |
| 125    | 1999 |

|      |   |
|------|---|
| GAME |   |
| 21   | 10/9/05 at Det.                                       |
| 14   | 9/23/12 vs. NE<br>11/23/03 vs. Sea.<br>11/15/98 at SD |

### FEWEST PENALTIES BY OPPONENT

|        |            |
|--------|------------|
| SEASON |            |
| 79     | 2006       |
| 84     | 2007, 2000 |
| 88     | 2009       |

|      |  |
|------|--|
| GAME |  |
| 0    | 12/23/07 at Sea.   |
| 1    | 11/11/10 at Atl.<br>12/20/09 vs. Chi.<br>12/8/96 at Cin. |

### MOST PENALTIES BY OPPONENT

|        |            |
|--------|------------|
| SEASON |            |
| 126    | 2013       |
| 122    | 1999, 1998 |
| 117    | 2010       |

|      |                                      |
|------|--------------------------------------|
| GAME |                                      |
| 16   | 11/15/98 at SD                       |
| 15   | 10/10/99 at Ten.<br>11/21/99 at Cin. |
| 14   | 4 times, last 9/22/13 vs. Hou.       |

### FEWEST PENALTIES, BOTH TEAMS

|      |  |
|------|--|
| GAME |  |
| 3    | 12/26/10, Bal. (1) at Cle. (2)   |
| 4    | 9/8/96, Bal. (1) at Pit. (3)   |
| 5    | 12/20/09, Bal. (4) vs. Chi. (1)<br>12/16/07, Bal. (1) at Mia. (4)<br>12/8/96, Bal. (4) at Cin. (1) |

### MOST PENALTIES, BOTH TEAMS

|      |   |
|------|---|
| GAME |   |
| 30   | 11/15/98, Bal. (14) at SD (16)  |
| 28   | 10/9/05, Bal. (21) at Det. (7)  |
| 24   | 9/22/13, Bal. (10) vs. Hou. (14)<br>9/23/12, Bal. (14) vs. NE (10)<br>10/10/99, Bal. (9) at Ten. (15) |

### FEWEST YARDS PENALIZED

|        |      |
|--------|------|
| SEASON |      |
| 673    | 2010 |
| 728    | 2001 |
| 730    | 2000 |

|      |   |
|------|---|
| GAME |   |
| 5    | 12/26/10 at Cle.<br>12/16/07 at Mia.<br>11/10/02 vs. Cin. |
| 10   | 11/29/98 vs. Ind.<br>9/8/96 at Pit.                       |

### MOST YARDS PENALIZED

|        |      |
|--------|------|
| SEASON |      |
| 1,127  | 2012 |
| 1,094  | 2009 |
| 1,067  | 2005 |

|      |                                |
|------|--------------------------------|
| GAME |                                |
| 147  | 10/9/05 at Det.                |
| 146  | 10/6/96 vs. NE                 |
| 135  | 9/23/12 vs. NE & 12/7/09 at GB |

### FEWEST YARDS OPPONENT PENALIZED

|        |      |
|--------|------|
| SEASON |      |
| 535    | 2000 |
| 580    | 2006 |
| 728    | 2007 |

|      |                                     |
|------|-------------------------------------|
| GAME |                                     |
| 0    | 12/23/07 at Sea.                    |
| 5    | 11/11/10 at Atl.<br>12/8/96 at Cin. |
| 9    | 12/20/09 vs. Chi.                   |

### MOST YARDS OPPONENT PENALIZED

|        |      |
|--------|------|
| SEASON |      |
| 1,196  | 2013 |
| 1,118  | 1999 |
| 1,032  | 2011 |

|      |                  |
|------|------------------|
| GAME |                  |
| 212  | 10/10/99 at Ten. |
| 175  | 12/7/09 at GB    |
| 146  | 11/15/98 at SD   |

### FEWEST YARDS PENALIZED, BOTH TEAMS

|      |  |
|------|--|
| GAME |  |
| 25   | 12/26/10, Bal. (5) at Cle. (20)  |
| 30   | 12/16/07, Bal. (5) at Mia. (25)<br>9/8/96, Bal. (10) at Pit. (20)  |
| 35   | 12/20/09, Bal. (26) vs. Chi. (9)<br>12/10/00, Bal. (15) vs. SD (20)<br>11/16/97, Bal. (15) vs. Phi. (20) |

## MOST YARDS PENALIZED, BOTH TEAMS

|      |                                   |
|------|-----------------------------------|
| GAME |                                   |
| 310  | 12/7/09, Bal. (135) at GB (175)   |
| 293  | 10/10/99, Bal. (81) at Ten. (212) |
| 252  | 11/15/98, Bal. (106) at SD (146)  |

## TURNOVERS

### MOST TURNOVERS

|        |            |
|--------|------------|
| SEASON |            |
| 40     | 2007       |
| 38     | 2003       |
| 36     | 2005, 2001 |

|      |                                   |
|------|-----------------------------------|
| GAME |                                   |
| 7    | 11/9/03 at STL<br>11/9/97 at Pit. |
| 6    | 4 times, last 11/11/07 vs. Cin.   |

### FEWEST TURNOVERS

|        |      |
|--------|------|
| SEASON |      |
| 16     | 2012 |
| 20     | 2010 |
| 21     | 2008 |

### MOST TURNOVERS BY OPPONENT

|        |      |
|--------|------|
| SEASON |      |
| 49     | 2000 |
| 41     | 2003 |
| 40     | 2006 |

|      |                                 |
|------|---------------------------------|
| GAME |                                 |
| 7    | 9/11/11 vs. Pit.                |
| 6    | 6 times, last 12/20/09 vs. Chi. |

### FEWEST TURNOVERS BY OPPONENT

|        |            |
|--------|------------|
| SEASON |            |
| 22     | 1996       |
| 23     | 2007, 1998 |
| 24     | 2013       |

### MOST TURNOVERS, BOTH TEAMS

|        |      |
|--------|------|
| SEASON |      |
| 79     | 2003 |
| 75     | 2000 |
| 64     | 2001 |

|      |                              |
|------|------------------------------|
| GAME |                              |
| 11   | 11/9/03, Bal. (7) at STL (4) |

### MOST TDs BY RAVENS OFF TURNOVERS

|        |  |
|--------|--|
| SEASON |  |
| 7      | 2004 (5 INTs, 2 FRs)                                 |
| 6      | 2008 (5 INTs, 1 FR)<br>2006 (5 INTs, 1 FR)           |
| 4      | 2011 (3 FRs, 1 INT), 2003 (4 INTs),<br>1999 (4 INTs) |

|      |  |
|------|--|
| GAME |  |
| 3    | 10/2/11 vs. NYJ (2 FRs, 1 INT)                       |
| 2    | 11/21/10 at Car. (2 INTs)<br>10/29/06 at NO (2 INTs) |
| 1    | 40 times, last 9/22/13 vs. Hou. (1 INT)              |

### MOST TDs BY OPPONENT OFF TURNOVERS

|        |   |
|--------|---|
| SEASON |   |
| 5      | 2013 (4 INTs, 1 FR)   |
| 4      | 1999 (3 INTs, 1 FR), 1996 (3 INTs, 1 FR)  |
| 3      | 2012, (3 INTs), 2008, (2 FRs, 1 INT),<br>2007 (2 FRs, 1 INT), 2005 (3 INTs),<br>2001 (3 INTs) |

|      |   |
|------|---|
| GAME |   |
| 2    | 12/22/13 vs. NE (1 INT, 1 FR)<br>10/21/99 vs. KC (2 INTs) |
| 1    | 35 times, last 12/29/13 at Cin.                           |



# OPPONENT SINGLE-GAME BESTS

## SCORING

### MOST POINTS

- 21 Shayne Graham 11/11/07 vs. Cin. (7 FGs)
- 20 Gary Anderson 12/13/98 vs. Min. (6 FGs, 2 PATs)
- 18 8 times, last by Lee Evans 10/24/10 vs. Buf. (3 receiving)

### MOST TOUCHDOWNS

- 3 Lee Evans 10/24/10 vs. Buf. (3 receiving)
- Joseph Addai 12/9/07 vs. Ind. (2 rush, 1 receiving)
- Deuce McAllister 12/8/02 vs. NO (3 rushing)
- Jimmy Smith 9/10/00 vs. Jax. (3 receiving)
- Karim Abdul-Jabbar 10/19/97 vs. Mia. (3 rushing)
- Tony Martin 9/28/97 at SD (3 receiving)
- Ed McCaffrey 10/20/96 at Den. (3 receiving)

### MOST PATs ATTEMPTED

- 7 **Matt Prater 9/5/13 at Den.**
- 6 4 times, last by Adam Vinatieri 12/9/07 vs. Ind.

### MOST PATs MADE

- 7 **Matt Prater 9/5/13 at Den.**
- 6 4 times, last by Adam Vinatieri 12/9/07 vs. Ind.

### MOST FGs ATTEMPTED

- 7 Shayne Graham 11/11/07 vs. Cin.
- 6 Gary Anderson 12/13/98 vs. Min.
- 5 12 times, last by **Mason Crosby 10/13/13 vs. GB**

### MOST FGs MADE

- 7 Shayne Graham 11/11/07 vs. Cin.
- 6 Gary Anderson 12/13/98 vs. Min.
- 5 7 times by 6 different players, last by Phil Dawson 11/4/12 at Cle.

### LONGEST FG ATTEMPTED

- 60 John Hall 9/13/98 at NYJ
- 57 **Caleb Sturgis 10/6/13 at Mia.**
- Mike Vanderjagt 10/13/02 at Ind.
- 54 Josh Scobee (2) 10/24/11 at Jax.
- Phil Dawson 11/2/08 at Cle.
- Nate Kaeding 10/1/06 vs. SD

### LONGEST FG MADE

- 54 Josh Scobee (2) 10/24/11 at Jax.
- Phil Dawson 11/2/08 at Cle.
- Nate Kaeding 10/1/06 vs. SD
- 53 Ryan Succop 9/13/09 vs. KC
- Mike Vanderjagt 11/29/98 vs. Ind.

## RUSHING

### MOST RUSHING ATTEMPTS

- 36 Ricky Williams 11/16/03 at Mia.
- 34 Cedric Benson 11/8/09 at Cin.
- 33 Priest Holmes 10/4/04 vs. KC
- 32 Marshawn Lynch 11/13/11 at Sea.
- Deuce McAllister 12/8/02 vs. NO

### MOST YARDS RUSHING

- 194 Terrell Davis 10/20/96 at Den.
- 192 Marshall Faulk 11/29/98 vs. Ind.
- 163 James Allen 12/20/98 at Chi.
- 155 Domanick Davis (Williams) 12/4/05 vs. Hou.
- 151 Fred Taylor 10/20/02 vs. Jax.

### HIGHEST RUSHING AVERAGE (MIN. 10 CARRIES)

- 11.3 Marshall Faulk 11/29/98 vs. Ind.
- 7.4 Sammy Morris 1/2/05 vs. Mia.
- 7.1 James Allen 12/20/98 at Chi.
- 6.9 Terrell Davis 10/20/96 at Den.
- 6.6 DeMarco Murray 10/14/12 vs. Dal.
- Brandon Jacobs 11/16/08 at NYG

### LONGEST RUSH FROM SCRIMMAGE

- 77 Ahmad Bradshaw 11/16/08 at NYG
- 77 Shawn Bryson 10/9/05 at Det.
- 74t Kordell Stewart 10/5/97 vs. Pit
- 71t Terrell Davis 10/20/96 at Den.
- 68t Marshall Faulk 11/29/98 vs. Ind.

### MOST RUSHING TDs

- 3 Deuce McAllister 12/8/02 vs. NO
- Karim Abdul-Jabbar 10/19/97 vs. Mia.
- 2 19 times by 18 players, last by **LeGarrette Blount 12/22/13 vs. NE**

## PASSING

### MOST PASSING ATTEMPTS

- 69 Vinny Testaverde 12/24/00 vs. NYJ
- 62 Matt Schaub 12/13/10 at Hou.
- 55 Randall Cunningham 12/13/98 vs. Min.
- 53 Brian Griese 9/30/02 vs. Den.
- 52 Brandon Weeden 9/27/12 vs. Cle.
- Carson Palmer 9/26/04 at Cin.

### MOST PASS COMPLETIONS

- 36 Vinny Testaverde 12/24/00 vs. NYJ
- 35 Brian Griese 9/30/02 vs. Den.
- 32 Carson Palmer 1/2/11 vs. Cin.
- Matt Ryan 11/11/10 at Atl.
- Randall Cunningham 12/13/98 vs. Min.

### MOST YARDS PASSING

- 481 Vinny Testaverde 12/24/00 vs. NYJ
- 462 **Peyton Manning 9/5/13 at Den.**
- 436 Philip Rivers 9/20/09 at SD
- 393 Matt Schaub 12/13/10 at Hou.
- 386 Mark Brunell 10/10/00 vs. Jax.

### HIGHEST COMPLETION PERCENTAGE

- 83.9 Elvis Grbac 11/17/96 at SF (26-31)
- 83.3 Rob Johnson 8/31/97 vs. Jax. (20-24)
- 80.6 Carson Palmer 12/5/04 vs. Cin. (29-36)
- 79.4 Brett Favre 10/14/01 at GB (27-34)

### LONGEST COMPLETION

- 90t Kordell Stewart to Bobby Shaw 12/16/01 vs. Pit.
- 88t Brian St. Pierre to David Gettis 11/21/10 at Car.
- 82t Jon Kitna to Chad Johnson 10/19/03 at Cin.
- 81t Philip Rivers to Darren Sproles 9/20/09 at SD
- 81t Josh Miller to Chris Hope 12/28/03 vs. Pit.

### MOST TD PASSES

- 7 **Peyton Manning 9/5/13 at Den.**
- 5 Ben Roethlisberger 11/5/07 at Pit.
- Matt Hasselbeck 11/23/03 vs. Sea.
- 4 3 times, last by Ryan Fitzpatrick 10/24/10 vs. Buf.

### MOST INTERCEPTIONS THROWN

- 5 Gus Frerotte 10/14/07 vs. STL
- 4 4 times, last by **Andy Dalton 12/29/13 at Cin.**

## RECEIVING

### MOST RECEPTIONS

- 15 Jimmy Smith 9/10/00 vs. Jax.
- 14 Anquan Boldin 9/23/07 vs. Ari.
- 13 Dez Bryant 10/14/12 vs. Dal.

### HIGHEST AVG. GAIN PER RECEPTION (MIN. 3)

- 38.8 Tony Martin 9/28/97 at SD (4-155)
- 36.5 Chris Chambers 1/2/05 vs. Mia. (4-146)
- 36.3 Greg Camarillo 12/16/07 at Mia. (3-109)
- 32.7 Larry Fitzgerald 10/30/11 vs. Ari. (3-98)
- 32.3 Braylon Edwards 9/30/07 at Cle. (3-97)
- Plaxico Burress 12/26/04 at Pit. (3-97)

### MOST RECEIVING YARDS

- 291 Jimmy Smith 9/10/00 vs. Jax.
- 229 Isaac Bruce 10/27/96 vs. STL - OT
- 189 Steve Smith 10/15/06 vs. Car.
- 181 Anquan Boldin 9/23/07 vs. Ari.
- 176 Sidney Rice 10/18/09 at Min.

### MOST TOUCHDOWN RECEPTIONS

- 3 Lee Evans 10/24/10 vs. Buf.
- Jimmy Smith 9/10/00 vs. Jax.
- Tony Martin 9/28/97 at SD
- Ed McCaffrey 10/20/96 at Den.

## INTERCEPTIONS

### MOST INTERCEPTIONS

- 3 Anthony Henry 11/18/01 vs. Cle.
- 2 22 times, last by **Dre Kirkpatrick 12/29/13 at Cin.**

### MOST INTERCEPTION RETURN YARDAGE

- 100 Brodney Pool 11/18/07 vs. Cle. (1 TD ret.)
- 98 Chris Harris 12/16/12 vs. Den. (1 TD ret.)
- 97 Derrick Brooks 9/15/02 vs. TB (1 TD ret.)
- 87 Perry Phenix 11/12/00 at Ten. (1 TD ret.)

### HIGHEST AVG. ON INT. RETURN YARDAGE (MIN. 2)

- 37.0 Gary Brackett 12/9/07 vs. Ind. (2-74)
- 30.0 Aaron Ross 11/16/08 at NYG (2-60)
- 29.5 Jerametrius Butler 11/9/03 at STL (2-59)
- James Hasty 10/21/99 vs. KC (2-59)

### LONGEST INTERCEPTION RETURN

- 100t Brodney Pool 11/18/07 vs. Cle.
- 98t Chris Harris 12/16/12 vs. Den.
- 97t Derrick Brooks 9/15/02 vs. TB

### INTERCEPTION RETURN TOUCHDOWNS

- 1 25 times, last by **Dre Kirkpatrick 12/29/13 at Cin.**

## SACKS

### MOST SACKS

- 4 Antwan Barnes 12/18/11 at SD
- 3.5 James Harrison 11/5/07 at Pit.
- Gerald Dixon 12/21/97 at Cin.
- 3 13 times, last by **Vincent Rey 11/10/13 vs. Cin.**

### MOST SACK YARDAGE

- 30.0 James Harrison 9/29/08 at Pit. (2.5 sacks)
- 25.5 James Harrison 11/5/07 at Pit. (3.5 sacks)
- 25.0 Robert Mathis 10/12/08 at Ind. (3 sacks)
- Kenard Lang 9/12/04 at Cle. (3 sacks)

## PUNTING

### MOST PUNTS

- 11 Kyle Larson 11/30/08 at Cin.
- Tommy Barnhardt 12/19/99 vs. NO
- 10 4 times, last by Craig Hentrich 10/7/01 vs. Ten.

### HIGHEST GROSS PUNTING AVERAGE (4 PUNTS)

- 57.6 Andy Lee 11/24/11 vs. SF (5 punts)
- 54.8 **Tim Masthay 10/13/13 vs. GB (6 punts)**
- Shane Lechler 11/11/12 vs. Oak. (4 punts)
- 53.8 Mike Scifres 10/1/06 vs. SD (5 punts)
- 53.5 Kevin Huber 1/1/12 at Cin. (4 punts)
- Shane Lechler 9/17/06 vs. Oak. (4 punts)

### LONGEST PUNT

- 74 Andy Lee 10/7/07 at SF
- 71 Mike Scifres 10/1/06 vs. SD
- 70 Mike Scifres 11/25/07 at SD

### MOST PUNTS INSIDE 20

- 8 Bryan Barker 11/14/99 at Jax.
- 5 **Britton Colquitt 9/5/13 at Den.**
- Matt Turk 11/16/03 at Mia.

## PUNT RETURNS

### MOST PUNT RETURNS

- 7 Alvin Pearman 11/13/05 at Jax.
- 6 13 times, last by Trindon Holliday 12/16/12 vs. Den.

### MOST PUNT RETURN YARDAGE

- 117 Leon Johnson 11/2/97 at NYJ - OT
- 112 Patrick Peterson 10/30/11 vs. Ari.
- 110 Kevin Williams 11/23/97 vs. Ari.

### HIGHEST PUNT RETURN AVERAGE (3 RETURNS)

- 33.3 Richard Crawford 12/9/12 at Was. (3 returns)
- 30.7 Avion Black 12/15/02 at Hou. (3 returns)
- 28.0 Patrick Peterson 10/30/11 vs. Ari. (4 returns)

### LONGEST PUNT RETURN

- 86t Craig Yeast 11/21/99 at Cin.
- 84t Joshua Cribbs 12/24/11 vs. Cle.
- 82t Patrick Peterson 10/30/11 vs. Ari.
- 76t Avion Black 12/15/02 at Hou.

### TDs

- 1 8 times, last by Joshua Cribbs 12/24/11 vs. Cle. (84)

## KICKOFF RETURNS

### MOST KICKOFF RETURNS

- 8 Terrence Wilkins 12/2/01 vs. Ind.
- 7 7 times, last by Joshua Cribbs 11/2/08 at Cle.

### MOST KICKOFF RETURN YARDAGE

- 245 Joshua Cribbs 11/18/07 vs. Cle. (7 ret.)
- 237 Joshua Cribbs 11/2/08 at Cle. (7 ret.)
- 228 Brandon Bennett 11/10/02 vs. Cin. (6 ret.)

### HIGHEST KICKOFF RETURN AVERAGE (3 RETURNS)

- 44.3 Quintin Demps 11/23/08 vs. Phi. (4-177)
- 43.0 Will Blackwell 10/5/97 vs. Pit. (3-129)
- 40.3 Dante Hall 9/28/03 vs. KC (3-121)

### LONGEST KICKOFF RETURN

- 107t Joe McKnight 10/2/11 vs. NYJ
- 100t Quintin Demps 11/23/08 vs. Phi.
- 97t 3 times, last by Dante Hall 9/28/03 vs. KC

### TDs

- 1 10 times, last by Joe McKnight 10/2/11 vs. NYJ (107)







# – NFL STATISTICS –

- NFL Standings
- NFL Team Schedules
- NFL Statistics





## 2013 NFL Standings

### American Football Conference

| East Division           |          |          |          |             |            |            |              |              |              |              |               |
|-------------------------|----------|----------|----------|-------------|------------|------------|--------------|--------------|--------------|--------------|---------------|
| Team                    | W        | L        | T        | Pct         | PF         | PA         | Home         | Away         | Conf         | Div          | Streak        |
| y-New England Patriots  | 12       | 4        | 0        | .750        | 444        | 338        | 8-0-0        | 4-4-0        | 9-3-0        | 4-2-0        | Won 2         |
| New York Jets           | 8        | 8        | 0        | .500        | 290        | 387        | 6-2-0        | 2-6-0        | 5-7-0        | 3-3-0        | Won 2         |
| Miami Dolphins          | 8        | 8        | 0        | .500        | 317        | 335        | 4-4-0        | 4-4-0        | 7-5-0        | 2-4-0        | Lost 2        |
| Buffalo Bills           | 6        | 10       | 0        | .375        | 339        | 388        | 4-4-0        | 2-6-0        | 5-7-0        | 3-3-0        | Lost 1        |
| North Division          |          |          |          |             |            |            |              |              |              |              |               |
| Team                    | W        | L        | T        | Pct         | PF         | PA         | Home         | Away         | Conf         | Div          | Streak        |
| y-Cincinnati Bengals    | 11       | 5        | 0        | .688        | 430        | 305        | 8-0-0        | 3-5-0        | 8-4-0        | 3-3-0        | Won 2         |
| Pittsburgh Steelers     | 8        | 8        | 0        | .500        | 379        | 370        | 5-3-0        | 3-5-0        | 6-6-0        | 4-2-0        | Won 3         |
| <b>Baltimore Ravens</b> | <b>8</b> | <b>8</b> | <b>0</b> | <b>.500</b> | <b>320</b> | <b>352</b> | <b>6-2-0</b> | <b>2-6-0</b> | <b>6-6-0</b> | <b>3-3-0</b> | <b>Lost 2</b> |
| Cleveland Browns        | 4        | 12       | 0        | .250        | 308        | 406        | 3-5-0        | 1-7-0        | 3-9-0        | 2-4-0        | Lost 7        |
| South Division          |          |          |          |             |            |            |              |              |              |              |               |
| Team                    | W        | L        | T        | Pct         | PF         | PA         | Home         | Away         | Conf         | Div          | Streak        |
| y-Indianapolis Colts    | 11       | 5        | 0        | .688        | 391        | 336        | 6-2-0        | 5-3-0        | 9-3-0        | 6-0-0        | Won 3         |
| Tennessee Titans        | 7        | 9        | 0        | .438        | 362        | 381        | 3-5-0        | 4-4-0        | 6-6-0        | 2-4-0        | Won 2         |
| Jacksonville Jaguars    | 4        | 12       | 0        | .250        | 247        | 449        | 1-7-0        | 3-5-0        | 4-8-0        | 3-3-0        | Lost 3        |
| Houston Texans          | 2        | 14       | 0        | .125        | 276        | 428        | 1-7-0        | 1-7-0        | 2-10-0       | 1-5-0        | Lost 14       |
| West Division           |          |          |          |             |            |            |              |              |              |              |               |
| Team                    | W        | L        | T        | Pct         | PF         | PA         | Home         | Away         | Conf         | Div          | Streak        |
| z-Denver Broncos        | 13       | 3        | 0        | .813        | 606        | 399        | 7-1-0        | 6-2-0        | 9-3-0        | 5-1-0        | Won 2         |
| x-Kansas City Chiefs    | 11       | 5        | 0        | .688        | 430        | 305        | 5-3-0        | 6-2-0        | 7-5-0        | 2-4-0        | Lost 2        |
| x-San Diego Chargers    | 9        | 7        | 0        | .563        | 396        | 348        | 5-3-0        | 4-4-0        | 6-6-0        | 4-2-0        | Won 4         |
| Oakland Raiders         | 4        | 12       | 0        | .250        | 322        | 453        | 3-5-0        | 1-7-0        | 4-8-0        | 1-5-0        | Lost 6        |

### National Football Conference

| East Division         |    |    |   |      |     |     |       |       |        |       |        |
|-----------------------|----|----|---|------|-----|-----|-------|-------|--------|-------|--------|
| Team                  | W  | L  | T | Pct  | PF  | PA  | Home  | Away  | Conf   | Div   | Streak |
| y-Philadelphia Eagles | 10 | 6  | 0 | .625 | 442 | 382 | 4-4-0 | 6-2-0 | 9-3-0  | 4-2-0 | Won 2  |
| Dallas Cowboys        | 8  | 8  | 0 | .500 | 439 | 432 | 5-3-0 | 3-5-0 | 7-5-0  | 5-1-0 | Lost 1 |
| New York Giants       | 7  | 9  | 0 | .438 | 294 | 383 | 4-4-0 | 3-5-0 | 6-6-0  | 3-3-0 | Won 2  |
| Washington Redskins   | 3  | 13 | 0 | .188 | 334 | 478 | 2-6-0 | 1-7-0 | 1-11-0 | 0-6-0 | Lost 8 |
| North Division        |    |    |   |      |     |     |       |       |        |       |        |
| Team                  | W  | L  | T | Pct  | PF  | PA  | Home  | Away  | Conf   | Div   | Streak |
| y-Green Bay Packers   | 8  | 7  | 1 | .531 | 417 | 428 | 4-3-1 | 4-4-0 | 6-5-1  | 3-2-1 | Won 1  |
| Chicago Bears         | 8  | 8  | 0 | .500 | 445 | 478 | 5-3-0 | 3-5-0 | 4-8-0  | 2-4-0 | Lost 2 |
| Detroit Lions         | 7  | 9  | 0 | .438 | 395 | 376 | 4-4-0 | 3-5-0 | 6-6-0  | 4-2-0 | Lost 4 |
| Minnesota Vikings     | 5  | 10 | 1 | .344 | 391 | 480 | 5-3-0 | 0-7-1 | 4-7-1  | 2-3-1 | Won 1  |
| South Division        |    |    |   |      |     |     |       |       |        |       |        |
| Team                  | W  | L  | T | Pct  | PF  | PA  | Home  | Away  | Conf   | Div   | Streak |
| y-Carolina Panthers   | 12 | 4  | 0 | .750 | 366 | 241 | 7-1-0 | 5-3-0 | 9-3-0  | 5-1-0 | Won 3  |
| x-New Orleans Saints  | 11 | 5  | 0 | .688 | 414 | 304 | 8-0-0 | 3-5-0 | 9-3-0  | 5-1-0 | Won 1  |
| Atlanta Falcons       | 4  | 12 | 0 | .250 | 353 | 443 | 3-5-0 | 1-7-0 | 3-9-0  | 1-5-0 | Lost 2 |
| Tampa Bay Buccaneers  | 4  | 12 | 0 | .250 | 288 | 389 | 3-5-0 | 1-7-0 | 2-10-0 | 1-5-0 | Lost 3 |
| West Division         |    |    |   |      |     |     |       |       |        |       |        |
| Team                  | W  | L  | T | Pct  | PF  | PA  | Home  | Away  | Conf   | Div   | Streak |
| z-Seattle Seahawks    | 13 | 3  | 0 | .813 | 417 | 231 | 7-1-0 | 6-2-0 | 10-2-0 | 4-2-0 | Won 1  |
| x-San Francisco 49ers | 12 | 4  | 0 | .750 | 406 | 272 | 6-2-0 | 6-2-0 | 9-3-0  | 5-1-0 | Won 6  |
| Arizona Cardinals     | 10 | 6  | 0 | .625 | 379 | 324 | 6-2-0 | 4-4-0 | 6-6-0  | 2-4-0 | Lost 1 |
| St. Louis Rams        | 7  | 9  | 0 | .438 | 348 | 364 | 5-3-0 | 2-6-0 | 4-8-0  | 1-5-0 | Lost 1 |



# AFC SCHEDULES

## NORTH

### **BALTIMORE RAVENS (8-8)**

|          |                   |         |
|----------|-------------------|---------|
| Sept. 5  | @ Denver          | L 49-27 |
| Sept. 15 | vs. Cleveland     | W 14-6  |
| Sept. 22 | vs. Houston       | W 30-9  |
| Sept. 29 | @ Buffalo         | L 23-20 |
| Oct. 6   | @ Miami           | W 26-23 |
| Oct. 13  | vs. Green Bay     | L 19-17 |
| Oct. 20  | @ Pittsburgh      | L 19-16 |
| Nov. 3   | @ Cleveland       | L 24-18 |
| Nov. 10  | vs. Cincinnati OT | W 20-17 |
| Nov. 17  | @ Chicago OT      | L 23-20 |
| Nov. 24  | vs. New York Jets | W 19-3  |
| Nov. 28  | vs. Pittsburgh    | W 22-20 |
| Dec. 8   | vs. Minnesota     | W 29-26 |
| Dec. 16  | @ Detroit         | W 18-16 |
| Dec. 22  | vs. New England   | L 41-7  |
| Dec. 29  | @ Cincinnati      | L 34-17 |

### **CINCINNATI BENGALS (11-5)**

|          |                   |         |
|----------|-------------------|---------|
| Sept. 8  | @ Chicago         | L 24-21 |
| Sept. 16 | vs. Pittsburgh    | W 20-10 |
| Sept. 22 | vs. Green Bay     | W 34-30 |
| Sept. 29 | @ Cleveland       | L 17-6  |
| Oct. 6   | vs. New England   | W 13-6  |
| Oct. 13  | @ Buffalo OT      | W 27-24 |
| Oct. 20  | @ Detroit         | W 27-24 |
| Oct. 27  | vs. New York Jets | W 49-9  |
| Oct. 31  | @ Miami           | L 22-20 |
| Nov. 10  | @ Baltimore OT    | L 20-17 |
| Nov. 17  | vs. Cleveland     | W 41-20 |
| Dec. 1   | @ San Diego       | W 17-10 |
| Dec. 8   | vs. Indianapolis  | W 42-28 |
| Dec. 15  | @ Pittsburgh      | L 30-20 |
| Dec. 22  | vs. Minnesota     | W 42-14 |
| Dec. 29  | vs. Baltimore     | W 34-17 |

### **CLEVELAND BROWNS (4-12)**

|          |                  |         |
|----------|------------------|---------|
| Sept. 8  | vs. Miami        | L 23-10 |
| Sept. 15 | @ Baltimore      | L 14-6  |
| Sept. 22 | @ Minnesota      | W 31-27 |
| Sept. 29 | vs. Cincinnati   | W 17-6  |
| Oct. 3   | vs. Buffalo      | W 37-24 |
| Oct. 13  | vs. Detroit      | L 31-17 |
| Oct. 20  | @ Green Bay      | L 31-13 |
| Oct. 27  | @ Kansas City    | L 23-17 |
| Nov. 3   | vs. Baltimore    | W 24-18 |
| Nov. 17  | @ Cincinnati     | L 41-20 |
| Nov. 24  | vs. Pittsburgh   | L 27-11 |
| Dec. 1   | vs. Jacksonville | L 32-28 |
| Dec. 8   | @ New England    | L 27-26 |
| Dec. 15  | vs. Chicago      | L 38-31 |
| Dec. 22  | @ New York Jets  | L 24-13 |
| Dec. 29  | @ Pittsburgh     | L 20-7  |

### **PITTSBURGH STEELERS (8-8)**

|          |                 |         |
|----------|-----------------|---------|
| Sept. 8  | vs. Tennessee   | L 16-9  |
| Sept. 16 | @ Cincinnati    | L 20-10 |
| Sept. 22 | vs. Chicago     | L 40-23 |
| Sept. 29 | @ Minnesota     | L 34-27 |
| Oct. 13  | @ New York Jets | W 19-6  |
| Oct. 20  | vs. Baltimore   | W 19-16 |
| Oct. 27  | @ Oakland       | L 21-18 |
| Nov. 3   | @ New England   | L 55-31 |
| Nov. 10  | vs. Buffalo     | W 23-10 |
| Nov. 17  | vs. Detroit     | W 37-27 |
| Nov. 24  | @ Cleveland     | W 27-11 |
| Nov. 28  | @ Baltimore     | L 22-20 |
| Dec. 8   | vs. Miami       | L 34-28 |
| Dec. 15  | vs. Cincinnati  | W 30-20 |
| Dec. 22  | @ Green Bay     | W 38-31 |
| Dec. 29  | vs. Cleveland   | W 20-7  |

## EAST

### **BUFFALO BILLS (6-10)**

|          |                   |         |
|----------|-------------------|---------|
| Sept. 8  | vs. New England   | L 23-21 |
| Sept. 15 | vs. Carolina      | W 24-23 |
| Sept. 22 | @ New York Jets   | L 27-20 |
| Sept. 29 | vs. Baltimore     | W 23-20 |
| Oct. 3   | @ Cleveland       | L 37-24 |
| Oct. 13  | vs. Cincinnati OT | L 27-24 |
| Oct. 20  | @ Miami           | W 23-21 |
| Oct. 27  | @ New Orleans     | L 35-17 |
| Nov. 3   | vs. Kansas City   | L 23-13 |
| Nov. 10  | @ Pittsburgh      | L 23-10 |
| Nov. 17  | vs. New York Jets | W 37-14 |
| Dec. 1   | vs. Atlanta       | L 34-31 |
| Dec. 8   | @ Tampa Bay       | L 27-6  |
| Dec. 15  | @ Jacksonville    | W 27-20 |
| Dec. 22  | vs. Miami         | W 19-0  |
| Dec. 29  | @ New England     | L 34-20 |

### **MIAMI DOLPHINS (8-8)**

|          |                   |         |
|----------|-------------------|---------|
| Sept. 8  | @ Cleveland       | W 23-10 |
| Sept. 15 | @ Indianapolis    | W 24-20 |
| Sept. 22 | vs. Atlanta       | W 27-23 |
| Sept. 30 | @ New Orleans     | L 38-17 |
| Oct. 6   | vs. Baltimore     | L 26-23 |
| Oct. 20  | vs. Buffalo       | L 23-21 |
| Oct. 27  | @ New England     | L 27-17 |
| Oct. 31  | vs. Cincinnati    | W 22-20 |
| Nov. 11  | @ Tampa Bay       | L 22-19 |
| Nov. 17  | vs. San Diego     | W 20-16 |
| Nov. 24  | vs. Carolina      | L 20-16 |
| Dec. 1   | @ New York Jets   | W 23-3  |
| Dec. 8   | @ Pittsburgh      | W 34-28 |
| Dec. 15  | vs. New England   | W 24-20 |
| Dec. 22  | @ Buffalo         | L 19-0  |
| Dec. 29  | vs. New York Jets | L 20-7  |

### **NEW ENGLAND PATRIOTS (12-4)**

|          |                    |         |
|----------|--------------------|---------|
| Sept. 8  | @ Buffalo          | W 23-21 |
| Sept. 12 | vs. New York Jets  | W 13-10 |
| Sept. 22 | vs. Tampa Bay      | W 23-3  |
| Sept. 29 | @ Atlanta          | W 30-23 |
| Oct. 6   | @ Cincinnati       | L 13-6  |
| Oct. 13  | vs. New Orleans    | W 30-27 |
| Oct. 20  | @ New York Jets OT | L 30-27 |
| Oct. 27  | vs. Miami          | W 27-17 |
| Nov. 3   | vs. Pittsburgh     | W 55-31 |
| Nov. 18  | @ Carolina         | L 24-20 |
| Nov. 24  | vs. Denver         | W 34-31 |
| Dec. 1   | @ Houston          | W 34-31 |
| Dec. 8   | vs. Cleveland      | W 27-26 |
| Dec. 15  | @ Miami            | L 24-20 |
| Dec. 22  | @ Baltimore        | W 41-7  |
| Dec. 29  | vs. Buffalo Bills  | W 34-20 |

### **NEW YORK JETS (8-8)**

|          |                    |         |
|----------|--------------------|---------|
| Sept. 8  | vs. Tampa Bay      | W 18-17 |
| Sept. 12 | @ New England      | L 13-10 |
| Sept. 22 | vs. Buffalo        | W 27-20 |
| Sept. 29 | @ Tennessee        | L 38-13 |
| Oct. 7   | @ Atlanta          | W 30-28 |
| Oct. 13  | vs. Pittsburgh     | L 19-6  |
| Oct. 20  | vs. New England OT | W 30-27 |
| Oct. 27  | @ Cincinnati       | L 49-9  |
| Nov. 3   | vs. New Orleans    | W 26-20 |
| Nov. 17  | @ Buffalo          | L 37-14 |
| Nov. 24  | @ Baltimore        | L 19-3  |
| Dec. 1   | vs. Miami          | L 23-3  |
| Dec. 8   | vs. Oakland        | W 37-27 |
| Dec. 15  | @ Carolina         | L 30-20 |
| Dec. 22  | vs. Cleveland      | W 24-13 |
| Dec. 29  | @ Miami            | W 20-7  |

## SOUTH

### **HOUSTON TEXANS (2-14)**

|          |                    |         |
|----------|--------------------|---------|
| Sept. 9  | @ San Diego        | W 31-28 |
| Sept. 15 | vs. Tennessee (OT) | W 30-24 |
| Sept. 22 | @ Baltimore        | L 30-9  |
| Sept. 29 | vs. Seattle        | L 23-20 |
| Oct. 6   | @ San Francisco    | L 34-3  |
| Oct. 13  | vs. St. Louis      | L 38-13 |
| Oct. 20  | @ Kansas City      | L 17-16 |
| Nov. 3   | vs. Indianapolis   | L 27-24 |
| Nov. 10  | @ Arizona          | L 27-24 |
| Nov. 17  | vs. Oakland        | L 28-23 |
| Nov. 24  | vs. Jacksonville   | L 13-6  |
| Dec. 1   | vs. New England    | L 34-31 |
| Dec. 5   | @ Jacksonville     | L 27-20 |
| Dec. 15  | @ Indianapolis     | L 25-3  |
| Dec. 22  | vs. Denver         | L 37-13 |
| Dec. 29  | @ Tennessee        | L 16-10 |

### **INDIANAPOLIS COLTS (11-5)**

|          |                  |         |
|----------|------------------|---------|
| Sept. 8  | vs. Oakland      | W 21-17 |
| Sept. 15 | vs. Miami        | L 24-20 |
| Sept. 22 | @ San Francisco  | W 27-7  |
| Sept. 29 | @ Jacksonville   | W 37-3  |
| Oct. 6   | vs. Seattle      | W 34-28 |
| Oct. 14  | @ San Diego      | L 19-9  |
| Oct. 20  | vs. Denver       | W 39-33 |
| Nov. 3   | @ Houston        | W 27-24 |
| Nov. 10  | vs. St. Louis    | L 38-8  |
| Nov. 14  | @ Tennessee      | W 30-27 |
| Nov. 24  | @ Arizona        | L 40-11 |
| Dec. 1   | vs. Tennessee    | W 22-14 |
| Dec. 8   | @ Cincinnati     | L 42-28 |
| Dec. 15  | vs. Houston      | W 25-3  |
| Dec. 22  | @ Kansas City    | W 23-7  |
| Dec. 29  | vs. Jacksonville | W 30-10 |

### **JACKSONVILLE JAGUARS (4-12)**

|          |                   |         |
|----------|-------------------|---------|
| Sept. 8  | vs. Kansas City   | L 28-2  |
| Sept. 15 | @ Oakland         | L 19-9  |
| Sept. 22 | @ Seattle         | L 45-17 |
| Sept. 29 | @ Indianapolis    | L 37-3  |
| Oct. 6   | @ St. Louis       | L 34-20 |
| Oct. 13  | @ Denver          | L 35-19 |
| Oct. 20  | vs. San Diego     | L 24-6  |
| Oct. 27  | vs. San Francisco | L 42-10 |
| Nov. 10  | @ Tennessee       | W 29-27 |
| Nov. 17  | vs. Arizona       | L 27-14 |
| Nov. 24  | @ Houston         | W 13-6  |
| Dec. 1   | @ Cleveland       | W 32-28 |
| Dec. 5   | vs. Houston       | W 27-20 |
| Dec. 15  | vs. Buffalo       | L 27-20 |
| Dec. 22  | vs. Tennessee     | L 20-16 |
| Dec. 29  | @ Indianapolis    | L 30-10 |

### **TENNESSEE TITANS (7-9)**

|          |                   |         |
|----------|-------------------|---------|
| Sept. 8  | @ Pittsburgh      | W 16-9  |
| Sept. 15 | @ Houston (OT)    | L 30-24 |
| Sept. 22 | vs. San Diego     | W 20-17 |
| Sept. 29 | vs. New York Jets | W 38-13 |
| Oct. 6   | vs. Kansas City   | L 26-17 |
| Oct. 13  | @ Seattle         | L 20-13 |
| Oct. 20  | vs. San Francisco | L 31-17 |
| Nov. 3   | @ St. Louis       | W 28-21 |
| Nov. 10  | vs. Jacksonville  | L 29-27 |
| Nov. 14  | vs. Indianapolis  | L 30-27 |
| Nov. 24  | @ Oakland         | W 23-19 |
| Dec. 1   | @ Indianapolis    | L 22-14 |
| Dec. 8   | @ Denver          | L 51-28 |
| Dec. 15  | vs. Arizona OT    | L 37-34 |
| Dec. 22  | @ Jacksonville    | W 20-16 |
| Dec. 29  | vs. Houston       | W 16-10 |

## WEST

### **DENVER BRONCOS (13-3)**

|          |                   |         |
|----------|-------------------|---------|
| Sept. 5  | vs. Baltimore     | W 49-27 |
| Sept. 15 | @ New York Giants | W 41-23 |
| Sept. 23 | vs. Oakland       | W 37-21 |
| Sept. 29 | vs. Philadelphia  | W 52-20 |
| Oct. 6   | @ Dallas          | W 51-48 |
| Oct. 13  | vs. Jacksonville  | W 35-19 |
| Oct. 20  | @ Indianapolis    | L 39-33 |
| Oct. 27  | vs. Washington    | W 45-21 |
| Nov. 10  | @ San Diego       | W 28-20 |
| Nov. 17  | vs. Kansas City   | W 27-17 |
| Nov. 24  | @ New England     | L 34-31 |
| Dec. 1   | @ Kansas City     | W 35-28 |
| Dec. 8   | vs. Tennessee     | W 51-28 |
| Dec. 12  | vs. San Diego     | L 27-20 |
| Dec. 22  | @ Houston         | W 37-13 |
| Dec. 29  | @ Oakland         | W 34-14 |

### **KANSAS CITY CHIEFS (11-5)**

|          |                     |         |
|----------|---------------------|---------|
| Sept. 8  | @ Jacksonville      | W 28-2  |
| Sept. 15 | vs. Dallas          | W 17-16 |
| Sept. 19 | @ Philadelphia      | W 26-16 |
| Sept. 29 | vs. New York Giants | W 31-7  |
| Oct. 6   | @ Tennessee         | W 26-17 |
| Oct. 13  | vs. Oakland         | W 24-7  |
| Oct. 20  | vs. Houston         | W 17-16 |
| Oct. 27  | vs. Cleveland       | W 23-17 |
| Nov. 3   | @ Buffalo           | W 23-13 |
| Nov. 17  | @ Denver            | L 27-17 |
| Nov. 24  | vs. San Diego       | L 41-38 |
| Dec. 1   | vs. Denver          | L 35-28 |
| Dec. 8   | @ Washington        | W 45-10 |
| Dec. 15  | @ Oakland           | W 56-31 |
| Dec. 22  | vs. Indianapolis    | L 23-7  |
| Dec. 29  | @ San Diego OT      | L 27-24 |

### **OAKLAND RAIDERS (4-12)**

|          |                   |         |
|----------|-------------------|---------|
| Sept. 8  | @ Indianapolis    | L 21-17 |
| Sept. 15 | vs. Jacksonville  | W 19-9  |
| Sept. 23 | @ Denver          | L 37-21 |
| Sept. 29 | vs. Washington    | L 24-14 |
| Oct. 6   | vs. San Diego     | W 27-17 |
| Oct. 13  | @ Kansas City     | L 24-7  |
| Oct. 27  | vs. Pittsburgh    | W 21-18 |
| Nov. 3   | vs. Philadelphia  | L 49-20 |
| Nov. 10  | @ New York Giants | L 24-20 |
| Nov. 17  | @ Houston         | W 28-23 |
| Nov. 24  | vs. Tennessee     | L 23-19 |
| Nov. 28  | @ Dallas          | L 31-24 |
| Dec. 8   | @ New York Jets   | L 37-27 |
| Dec. 15  | vs. Kansas City   | L 56-31 |
| Dec. 22  | @ San Diego       | L 26-13 |
| Dec. 29  | vs. Denver        | L 34-14 |

### **SAN DIEGO CHARGERS (8-8)**

|          |                     |         |
|----------|---------------------|---------|
| Sept. 9  | vs. Houston         | W 31-28 |
| Sept. 15 | @ Philadelphia      | W 33-30 |
| Sept. 22 | @ Tennessee         | L 20-17 |
| Sept. 29 | vs. Dallas          | W 30-21 |
| Oct. 6   | @ Oakland           | L 27-17 |
| Oct. 14  | vs. Indianapolis    | W 19-9  |
| Oct. 20  | @ Jacksonville      | W 24-6  |
| Nov. 3   | @ Washington OT     | L 30-24 |
| Nov. 10  | vs. Denver          | L 28-20 |
| Nov. 17  | @ Miami             | L 20-16 |
| Nov. 24  | @ Kansas City       | W 41-38 |
| Dec. 1   | vs. Cincinnati      | L 17-10 |
| Dec. 8   | vs. New York Giants | W 37-17 |
| Dec. 12  | @ Denver            | W 27-20 |
| Dec. 22  | vs. Oakland         | W 26-13 |
| Dec. 29  | vs. Kansas City OT  | W 27-24 |



# NFC SCHEDULES

## NORTH

### CHICAGO BEARS (8-8)

|          |                     |            |
|----------|---------------------|------------|
| Sept. 8  | vs. Cincinnati      | W 24-21    |
| Sept. 15 | vs. Minnesota       | W 31-30    |
| Sept. 22 | @ Pittsburgh        | W 40-23    |
| Sept. 29 | @ Detroit           | L 40-32    |
| Oct. 6   | vs. New Orleans     | L 26-18    |
| Oct. 10  | vs. New York Giants | W 27-21    |
| Oct. 20  | @ Washington        | L 45-41    |
| Nov. 4   | @ Green Bay         | W 27-23    |
| Nov. 10  | vs. Detroit         | L 21-19    |
| Nov. 17  | vs. Baltimore       | OT W 23-20 |
| Nov. 24  | @ St. Louis         | L 42-21    |
| Dec. 1   | @ Minnesota         | OT L 23-20 |
| Dec. 9   | vs. Dallas          | W 45-28    |
| Dec. 15  | @ Cleveland         | W 38-31    |
| Dec. 22  | @ Philadelphia      | L 54-11    |
| Dec. 29  | vs. Green Bay       | L 33-28    |

### DETROIT LIONS (7-9)

|          |                |            |
|----------|----------------|------------|
| Sept. 8  | vs. Minnesota  | W 34-24    |
| Sept. 15 | @ Arizona      | L 25-21    |
| Sept. 22 | @ Washington   | W 27-20    |
| Sept. 29 | vs. Chicago    | W 40-32    |
| Oct. 6   | @ Green Bay    | L 22-9     |
| Oct. 13  | @ Cleveland    | W 31-17    |
| Oct. 20  | vs. Cincinnati | L 27-24    |
| Oct. 27  | vs. Dallas     | W 31-30    |
| Nov. 10  | @ Chicago      | W 21-19    |
| Nov. 17  | @ Pittsburgh   | L 37-27    |
| Nov. 24  | vs. Tampa Bay  | L 24-21    |
| Nov. 28  | vs. Green Bay  | W 40-10    |
| Dec. 8   | @ Philadelphia | L 34-20    |
| Dec. 16  | vs. Baltimore  | L 18-16    |
| Dec. 22  | vs. NY Giants  | OT L 23-20 |
| Dec. 29  | @ Minnesota    | L 14-13    |

### GREEN BAY PACKERS (8-7-1)

|          |                   |            |
|----------|-------------------|------------|
| Sept. 8  | @ San Francisco   | L 34-28    |
| Sept. 15 | vs. Washington    | W 38-20    |
| Sept. 22 | @ Cincinnati      | L 34-30    |
| Oct. 6   | vs. Detroit       | W 22-9     |
| Oct. 13  | @ Baltimore       | W 19-17    |
| Oct. 20  | vs. Cleveland     | W 31-13    |
| Oct. 27  | @ Minnesota       | W 44-31    |
| Nov. 4   | vs. Chicago       | L 27-20    |
| Nov. 10  | vs. Philadelphia  | L 27-13    |
| Nov. 17  | @ New York Giants | L 27-13    |
| Nov. 24  | vs. Minnesota     | OT T 26-26 |
| Nov. 28  | @ Detroit         | L 40-10    |
| Dec. 8   | vs. Atlanta       | W 22-21    |
| Dec. 15  | @ Dallas          | W 37-36    |
| Dec. 22  | vs. Pittsburgh    | L 38-31    |
| Dec. 29  | @ Chicago         | W 33-28    |

### MINNESOTA VIKINGS (5-10-1)

|          |                   |            |
|----------|-------------------|------------|
| Sept. 8  | @ Detroit         | L 34-24    |
| Sept. 15 | @ Chicago         | L 31-30    |
| Sept. 22 | vs. Cleveland     | L 31-27    |
| Sept. 29 | vs. Pittsburgh    | W 34-27    |
| Oct. 13  | vs. Carolina      | L 35-10    |
| Oct. 21  | @ New York Giants | L 23-7     |
| Oct. 27  | vs. Green Bay     | L 44-31    |
| Nov. 3   | @ Dallas          | L 27-23    |
| Nov. 7   | vs. Washington    | W 34-27    |
| Nov. 17  | @ Seattle         | L 41-20    |
| Nov. 24  | @ Green Bay       | OT T 26-26 |
| Dec. 1   | vs. Chicago       | OT W 23-20 |
| Dec. 8   | @ Baltimore       | L 29-26    |
| Dec. 15  | vs. Philadelphia  | W 48-30    |
| Dec. 22  | @ Cincinnati      | L 42-14    |
| Dec. 29  | vs. Detroit       | W 14-13    |

## EAST

### DALLAS COWBOYS (8-8)

|          |                     |         |
|----------|---------------------|---------|
| Sept. 8  | vs. New York Giants | W 36-31 |
| Sept. 15 | @ Kansas City       | L 17-16 |
| Sept. 22 | vs. St. Louis       | W 31-7  |
| Sept. 29 | @ San Diego         | L 30-21 |
| Oct. 6   | vs. Denver          | L 51-48 |
| Oct. 13  | vs. Washington      | W 31-16 |
| Oct. 20  | @ Philadelphia      | W 17-3  |
| Oct. 27  | @ Detroit           | L 31-30 |
| Nov. 3   | vs. Minnesota       | W 27-23 |
| Nov. 10  | @ New Orleans       | L 49-17 |
| Nov. 24  | @ New York Giants   | W 24-21 |
| Nov. 28  | vs. Oakland         | W 31-24 |
| Dec. 9   | @ Chicago           | L 45-28 |
| Dec. 15  | vs. Green Bay       | L 37-36 |
| Dec. 22  | @ Washington        | W 24-23 |
| Dec. 29  | vs. Philadelphia    | L 24-22 |

### NEW YORK GIANTS (7-9)

|          |                  |            |
|----------|------------------|------------|
| Sept. 8  | @ Dallas         | L 36-31    |
| Sept. 15 | vs. Denver       | L 41-23    |
| Sept. 22 | @ Carolina       | L 38-0     |
| Sept. 29 | @ Kansas City    | L 31-7     |
| Oct. 6   | vs. Philadelphia | L 36-21    |
| Oct. 10  | @ Chicago        | L 27-21    |
| Oct. 21  | vs. Minnesota    | W 23-7     |
| Oct. 27  | @ Philadelphia   | W 15-7     |
| Nov. 10  | vs. Oakland      | W 24-20    |
| Nov. 17  | vs. Green Bay    | W 27-13    |
| Nov. 24  | vs. Dallas       | L 24-21    |
| Dec. 1   | @ Washington     | W 24-17    |
| Dec. 8   | @ San Diego      | L 37-14    |
| Dec. 15  | vs. Seattle      | L 23-0     |
| Dec. 22  | @ Detroit        | OT W 23-20 |
| Dec. 29  | vs. Washington   | W 20-6     |

### PHILADELPHIA EAGLES (10-6)

|          |                     |         |
|----------|---------------------|---------|
| Sept. 9  | @ Washington        | W 33-27 |
| Sept. 15 | vs. San Diego       | L 33-30 |
| Sept. 22 | vs. Kansas City     | L 26-16 |
| Sept. 29 | @ Denver            | L 52-20 |
| Oct. 6   | @ New York Giants   | W 36-21 |
| Oct. 13  | @ Tampa Bay         | W 31-20 |
| Oct. 20  | vs. Dallas          | L 17-3  |
| Oct. 27  | vs. New York Giants | L 15-7  |
| Nov. 3   | @ Oakland           | W 49-20 |
| Nov. 10  | @ Green Bay         | W 27-13 |
| Nov. 17  | vs. Washington      | W 24-16 |
| Dec. 1   | vs. Arizona         | W 24-21 |
| Dec. 8   | vs. Detroit         | W 34-20 |
| Dec. 15  | @ Minnesota         | L 48-30 |
| Dec. 22  | vs. Chicago         | W 54-11 |
| Dec. 29  | @ Dallas            | W 24-22 |

### WASHINGTON REDSKINS (3-13)

|          |                     |            |
|----------|---------------------|------------|
| Sept. 9  | vs. Philadelphia    | L 33-27    |
| Sept. 15 | @ Green Bay         | L 38-20    |
| Sept. 22 | vs. Detroit         | L 27-20    |
| Sept. 29 | @ Oakland           | W 24-14    |
| Oct. 13  | @ Dallas            | L 31-16    |
| Oct. 20  | vs. Chicago         | W 45-41    |
| Oct. 27  | @ Denver            | L 45-21    |
| Nov. 3   | vs. San Diego       | OT W 30-24 |
| Nov. 7   | @ Minnesota         | L 34-27    |
| Nov. 17  | @ Philadelphia      | L 24-16    |
| Nov. 25  | vs. San Francisco   | L 27-6     |
| Dec. 1   | vs. New York Giants | L 24-17    |
| Dec. 8   | vs. Kansas City     | L 45-10    |
| Dec. 15  | @ Atlanta           | L 27-26    |
| Dec. 22  | vs. Dallas          | L 24-23    |
| Dec. 29  | @ New York Giants   | L 20-6     |

## SOUTH

### ATLANTA FALCONS (4-12)

|          |                   |            |
|----------|-------------------|------------|
| Sept. 8  | @ New Orleans     | L 23-17    |
| Sept. 15 | vs. St. Louis     | W 31-24    |
| Sept. 22 | @ Miami           | L 27-23    |
| Sept. 29 | vs. New England   | L 30-23    |
| Oct. 7   | vs. New York Jets | L 30-28    |
| Oct. 20  | vs. Tampa Bay     | W 31-23    |
| Oct. 27  | @ Arizona         | L 27-13    |
| Nov. 3   | @ Carolina        | L 34-10    |
| Nov. 10  | vs. Seattle       | L 33-10    |
| Nov. 17  | @ Tampa Bay       | L 41-28    |
| Nov. 21  | vs. New Orleans   | L 17-13    |
| Dec. 1   | @ Buffalo         | OT W 34-31 |
| Dec. 8   | @ Green Bay       | L 22-21    |
| Dec. 15  | vs. Washington    | W 27-26    |
| Dec. 23  | @ San Francisco   | L 34-24    |
| Dec. 29  | vs. Carolina      | L 21-20    |

### CAROLINA PANTHERS (12-4)

|          |                     |         |
|----------|---------------------|---------|
| Sept. 8  | vs. Seattle         | L 12-7  |
| Sept. 15 | @ Buffalo           | L 24-23 |
| Sept. 22 | vs. New York Giants | W 38-0  |
| Oct. 6   | @ Arizona           | L 22-6  |
| Oct. 13  | @ Minnesota         | W 35-10 |
| Oct. 20  | vs. St. Louis       | W 30-15 |
| Oct. 24  | @ Tampa Bay         | W 31-13 |
| Nov. 3   | vs. Atlanta         | W 34-10 |
| Nov. 10  | @ San Francisco     | W 10-9  |
| Nov. 18  | vs. New England     | W 24-20 |
| Nov. 24  | @ Miami             | W 20-16 |
| Dec. 1   | vs. Tampa Bay       | W 27-6  |
| Dec. 8   | @ New Orleans       | L 31-13 |
| Dec. 15  | vs. New York Jets   | W 30-20 |
| Dec. 22  | vs. New Orleans     | W 17-13 |
| Dec. 29  | @ Atlanta           | W 21-20 |

### NEW ORLEANS SAINTS (11-5)

|          |                   |         |
|----------|-------------------|---------|
| Sept. 8  | vs. Atlanta       | W 23-17 |
| Sept. 15 | @ Tampa Bay       | W 16-14 |
| Sept. 22 | vs. Arizona       | W 31-7  |
| Sept. 30 | vs. Miami         | W 38-17 |
| Oct. 6   | @ Chicago         | W 26-18 |
| Oct. 13  | @ New England     | L 30-27 |
| Oct. 27  | vs. Buffalo       | W 35-17 |
| Nov. 3   | @ New York Jets   | L 26-20 |
| Nov. 10  | vs. Dallas        | W 49-17 |
| Nov. 17  | vs. San Francisco | W 23-20 |
| Nov. 21  | @ Atlanta         | W 17-13 |
| Dec. 2   | @ Seattle         | L 34-7  |
| Dec. 8   | vs. Carolina      | W 31-13 |
| Dec. 15  | @ St. Louis       | L 27-16 |
| Dec. 22  | @ Carolina        | L 17-13 |
| Dec. 29  | vs. Tampa Bay     | W 42-17 |

### TAMPA BAY BUCCANEERS (4-12)

|          |                   |            |
|----------|-------------------|------------|
| Sept. 8  | @ New York Jets   | L 18-17    |
| Sept. 15 | vs. New Orleans   | L 16-14    |
| Sept. 22 | @ New England     | L 23-3     |
| Sept. 29 | vs. Arizona       | L 13-10    |
| Oct. 13  | vs. Philadelphia  | L 31-20    |
| Oct. 20  | @ Atlanta         | L 31-23    |
| Oct. 24  | vs. Carolina      | L 31-13    |
| Nov. 3   | @ Seattle         | OT L 27-24 |
| Nov. 11  | vs. Miami         | W 22-19    |
| Nov. 17  | vs. Atlanta       | W 41-28    |
| Nov. 24  | @ Detroit         | W 24-21    |
| Dec. 1   | @ Carolina        | L 27-6     |
| Dec. 8   | vs. Buffalo       | W 27-6     |
| Dec. 15  | vs. San Francisco | L 33-14    |
| Dec. 22  | @ St. Louis       | L 23-13    |
| Dec. 29  | @ New Orleans     | L 42-17    |

## WEST

### ARIZONA CARDINALS (10-6)

|          |                   |            |
|----------|-------------------|------------|
| Sept. 8  | @ St. Louis       | L 27-24    |
| Sept. 15 | vs. Detroit       | W 25-21    |
| Sept. 22 | @ New Orleans     | L 31-7     |
| Sept. 29 | @ Tampa Bay       | W 13-10    |
| Oct. 6   | vs. Carolina      | W 22-6     |
| Oct. 13  | @ San Francisco   | L 32-20    |
| Oct. 17  | vs. Seattle       | L 34-22    |
| Oct. 27  | vs. Atlanta       | W 27-13    |
| Nov. 10  | vs. Houston       | W 27-24    |
| Nov. 17  | @ Jacksonville    | W 27-14    |
| Nov. 24  | vs. Indianapolis  | W 40-11    |
| Dec. 1   | @ Philadelphia    | L 24-21    |
| Dec. 8   | vs. St. Louis     | W 30-10    |
| Dec. 15  | @ Tennessee       | OT W 37-34 |
| Dec. 22  | @ Seattle         | W 17-10    |
| Dec. 29  | vs. San Francisco | L 23-20    |

### SAN FRANCISCO 49ERS (12-4)

|          |                  |         |
|----------|------------------|---------|
| Sept. 8  | vs. Green Bay    | W 34-28 |
| Sept. 15 | @ Seattle        | L 29-3  |
| Sept. 22 | vs. Indianapolis | L 27-7  |
| Sept. 26 | @ St. Louis      | W 35-11 |
| Oct. 6   | vs. Houston      | W 34-3  |
| Oct. 13  | vs. Arizona      | W 32-20 |
| Oct. 20  | @ Tennessee      | W 31-17 |
| Oct. 27  | @ Jacksonville   | W 42-10 |
| Nov. 10  | vs. Carolina     | L 10-9  |
| Nov. 17  | @ New Orleans    | L 23-20 |
| Nov. 25  | @ Washington     | W 27-6  |
| Dec. 1   | vs. St. Louis    | W 23-13 |
| Dec. 8   | vs. Seattle      | W 19-17 |
| Dec. 15  | @ Tampa Bay      | W 33-14 |
| Dec. 23  | vs. Atlanta      | W 34-24 |
| Dec. 29  | @ Arizona        | W 23-20 |

### SEATTLE SEAHAWKS (13-3)

|          |                   |            |
|----------|-------------------|------------|
| Sept. 8  | @ Carolina        | W 12-7     |
| Sept. 15 | vs. San Francisco | W 29-3     |
| Sept. 22 | vs. Jacksonville  | W 45-17    |
| Sept. 29 | @ Houston         | W 23-20    |
| Oct. 6   | @ Indianapolis    | L 34-28    |
| Oct. 13  | vs. Tennessee     | W 20-13    |
| Oct. 17  | @ Arizona         | W 34-22    |
| Oct. 28  | @ St. Louis       | W 14-9     |
| Nov. 3   | vs. Tampa Bay     | OT W 27-24 |
| Nov. 10  | @ Atlanta         | W 33-10    |
| Nov. 17  | vs. Minnesota     | W 41-20    |
| Dec. 2   | vs. New Orleans   | W 34-7     |
| Dec. 8   | @ San Francisco   | L 19-17    |
| Dec. 15  | @ New York Giants | W 23-0     |
| Dec. 22  | vs. Arizona       | L 17-10    |
| Dec. 29  | vs. St. Louis     | W 27-9     |

### ST. LOUIS RAMS (7-9)

|          |                   |         |
|----------|-------------------|---------|
| Sept. 8  | vs. Arizona       | W 27-24 |
| Sept. 15 | @ Atlanta         | L 31-24 |
| Sept. 22 | @ Dallas          | L 31-7  |
| Sept. 26 | vs. San Francisco | L 35-11 |
| Oct. 6   | vs. Jacksonville  | W 34-20 |
| Oct. 13  | @ Houston         | W 38-13 |
| Oct. 20  | @ Carolina        | L 30-15 |
| Oct. 28  | vs. Seattle       | L 14-9  |
| Nov. 3   | vs. Tennessee     | L 28-21 |
| Nov. 10  | @ Indianapolis    | W 38-8  |
| Nov. 24  | vs. Chicago       | W 42-21 |
| Dec. 1   | @ San Francisco   | L 23-13 |
| Dec. 8   | @ Arizona         | L 30-10 |
| Dec. 15  | vs. New Orleans   | W 27-16 |
| Dec. 22  | vs. Tampa Bay     | W 23-13 |
| Dec. 29  | @ Seattle         | L 27-9  |

**WEEK 17 / THROUGH SUNDAY, DECEMBER 29, 2013**

| <b>OFFENSE</b>   | <b>K.C.</b> | <b>Ind.</b> | <b>N.O.</b> | <b>Phil.</b> | <b>S.D.</b> | <b>Cin.</b> | <b>S.F.</b> | <b>G.B.</b> |
|------------------|-------------|-------------|-------------|--------------|-------------|-------------|-------------|-------------|
| GAMES (Won-Lost) | 11-5        | 11-5        | 11-5        | 10-6         | 9-7         | 11-5        | 12-4        | 8-7-1       |
| FIRST DOWNS      | 323         | 318         | 359         | 355          | 373         | 330         | 286         | 351         |
| Rushing          | 110         | 88          | 87          | 133          | 104         | 101         | 115         | 119         |
| Passing          | 179         | 191         | 244         | 197          | 230         | 205         | 148         | 201         |
| Penalty          | 34          | 39          | 28          | 25           | 39          | 24          | 23          | 31          |
| YDS GAINED (tot) | 5396        | 5468        | 6391        | 6676         | 6293        | 5894        | 5180        | 6404        |
| Avg per Game     | 337.3       | 341.8       | 399.4       | 417.3        | 393.3       | 368.4       | 323.8       | 400.3       |
| RUSHING (net)    | 2056        | 1743        | 1473        | 2566         | 1965        | 1755        | 2201        | 2136        |
| Avg per Game     | 128.5       | 108.9       | 92.1        | 160.4        | 122.8       | 109.7       | 137.6       | 133.5       |
| Rushes           | 442         | 409         | 391         | 500          | 486         | 481         | 505         | 459         |
| Yards per Rush   | 4.7         | 4.3         | 3.8         | 5.1          | 4.0         | 3.6         | 4.4         | 4.7         |
| PASSING (net)    | 3340        | 3725        | 4918        | 4110         | 4328        | 4139        | 2979        | 4268        |
| Avg per Game     | 208.8       | 232.8       | 307.4       | 256.9        | 270.5       | 258.7       | 186.2       | 266.8       |
| Passes Att.      | 546         | 582         | 651         | 508          | 544         | 587         | 417         | 570         |
| Completed        | 333         | 350         | 446         | 310          | 378         | 364         | 244         | 366         |
| Pct Completed    | 61.0        | 60.1        | 68.5        | 61.0         | 69.5        | 62.0        | 58.5        | 64.2        |
| Yards Gained     | 3561        | 3952        | 5162        | 4406         | 4478        | 4321        | 3210        | 4538        |
| Sacked           | 41          | 32          | 37          | 46           | 30          | 29          | 39          | 45          |
| Yards Lost       | 221         | 227         | 244         | 296          | 150         | 182         | 231         | 270         |
| Had intercepted  | 8           | 10          | 12          | 9            | 11          | 20          | 8           | 16          |
| Yards Opp Ret    | 21          | 91          | 117         | 128          | 146         | 369         | 117         | 279         |
| Opp TDs on Int   | 0           | 1           | 1           | 1            | 2           | 2           | 0           | 3           |
| PUNTS            | 89          | 77          | 61          | 83           | 56          | 75          | 79          | 64          |
| Avg Yards        | 45.3        | 45.4        | 46.9        | 44.3         | 43.2        | 44.4        | 48.2        | 44.6        |
| PUNT RETURNS     | 59          | 33          | 32          | 26           | 22          | 47          | 35          | 30          |
| Avg Return       | 11.8        | 9.9         | 6.1         | 6.6          | 7.5         | 9.0         | 8.9         | 11.3        |
| Returned for TD  | 2           | 0           | 0           | 0            | 0           | 0           | 0           | 1           |
| KICKOFF RETURNS  | 44          | 43          | 22          | 37           | 32          | 39          | 32          | 39          |
| Avg Return       | 29.9        | 23.5        | 23.0        | 21.4         | 22.1        | 25.1        | 22.7        | 20.3        |
| Returned for TD  | 2           | 0           | 0           | 0            | 0           | 0           | 0           | 0           |
| PENALTIES        | 101         | 66          | 95          | 95           | 95          | 102         | 103         | 86          |
| Yards Penalized  | 774         | 576         | 817         | 846          | 765         | 1000        | 845         | 801         |
| FUMBLES BY       | 21          | 14          | 12          | 19           | 14          | 20          | 20          | 19          |
| Fumbles Lost     | 10          | 4           | 7           | 10           | 10          | 10          | 10          | 9           |
| Opp Fumbles      | 22          | 26          | 15          | 29           | 15          | 16          | 21          | 18          |
| Opp Fum Lost     | 15          | 12          | 7           | 12           | 6           | 11          | 12          | 11          |
| POSS. TIME (avg) | 30:43       | 29:41       | 32:41       | 26:24        | 32:59       | 31:58       | 30:35       | 30:24       |
| TOUCHDOWNS       | 52          | 40          | 49          | 53           | 42          | 54          | 44          | 46          |
| Rushing          | 17          | 15          | 10          | 19           | 9           | 14          | 18          | 17          |
| Passing          | 24          | 23          | 39          | 32           | 32          | 33          | 21          | 25          |
| Returns          | 11          | 2           | 0           | 2            | 1           | 7           | 5           | 4           |
| EXTRA-PT KICKS   | 52/52       | 34/34       | 48/48       | 45/45        | 42/42       | 52/53       | 44/44       | 42/42       |
| 2-PT CONVERSIONS | 0/0         | 4/6         | 0/1         | 3/8          | 0/0         | 0/1         | 0/0         | 0/4         |
| FIELD GOALS/FGA  | 22/28       | 35/40       | 24/32       | 23/28        | 34/37       | 18/22       | 32/36       | 33/37       |
| POINTS SCORED    | 430         | 391         | 414         | 442          | 396         | 430         | 406         | 417         |



| <b>DEFENSE</b>   | <b>K.C.</b> | <b>Ind.</b> | <b>N.O.</b> | <b>Phil.</b> | <b>S.D.</b> | <b>Cin.</b> | <b>S.F.</b> | <b>G.B.</b> |
|------------------|-------------|-------------|-------------|--------------|-------------|-------------|-------------|-------------|
| POINTS ALLOWED   | 305         | 336         | 304         | 382          | 348         | 305         | 272         | 428         |
| OPP FIRST DOWNS  | 303         | 319         | 274         | 368          | 327         | 282         | 284         | 330         |
| Rushing          | 88          | 101         | 82          | 100          | 98          | 72          | 77          | 116         |
| Passing          | 189         | 191         | 168         | 239          | 208         | 178         | 181         | 190         |
| Penalty          | 26          | 27          | 24          | 29           | 21          | 32          | 26          | 24          |
| OPP YARDS GAINED | 5885        | 5713        | 4891        | 6307         | 5864        | 4888        | 5071        | 5956        |
| Avg per Game     | 367.8       | 357.1       | 305.7       | 394.2        | 366.5       | 305.5       | 316.9       | 372.3       |
| OPP RUSHING(net) | 1923        | 2002        | 1786        | 1671         | 1725        | 1544        | 1535        | 2000        |
| Avg per Game     | 120.2       | 125.1       | 111.6       | 104.4        | 107.8       | 96.5        | 95.9        | 125.0       |
| Rushes           | 428         | 448         | 387         | 443          | 376         | 385         | 397         | 432         |
| Yards per Rush   | 4.5         | 4.5         | 4.6         | 3.8          | 4.6         | 4.0         | 3.9         | 4.6         |
| OPP PASSING(net) | 3962        | 3711        | 3105        | 4636         | 4139        | 3344        | 3536        | 3956        |
| Avg per Game     | 247.6       | 231.9       | 194.1       | 289.8        | 258.7       | 209.0       | 221.0       | 247.3       |
| Passes Att.      | 592         | 536         | 507         | 670          | 548         | 614         | 585         | 539         |
| Completed        | 334         | 324         | 304         | 408          | 364         | 362         | 345         | 332         |
| Pct Completed    | 56.4        | 60.4        | 60.0        | 60.9         | 66.4        | 59.0        | 59.0        | 61.6        |
| Sacked           | 47          | 42          | 49          | 37           | 35          | 43          | 38          | 44          |
| Yards Lost       | 309         | 248         | 336         | 271          | 248         | 279         | 283         | 238         |
| INTERCEPTED BY   | 21          | 15          | 12          | 19           | 11          | 20          | 18          | 11          |
| Yards Returned   | 488         | 186         | 169         | 294          | 143         | 200         | 278         | 36          |
| Returned for TD  | 5           | 1           | 0           | 1            | 1           | 4           | 2           | 0           |
| OPP PUNT RETURNS | 38          | 29          | 24          | 28           | 19          | 27          | 38          | 20          |
| Avg return       | 6.5         | 13.7        | 7.5         | 8.0          | 8.3         | 9.4         | 8.7         | 13.1        |
| OPP KICKOFF RET  | 43          | 43          | 33          | 52           | 73          | 52          | 54          | 61          |
| Avg return       | 24.4        | 25.2        | 25.2        | 23.6         | 24.6        | 23.4        | 20.4        | 26.0        |
| OPP TOUCHDOWNS   | 34          | 38          | 33          | 43           | 40          | 32          | 30          | 51          |
| Rushing          | 9           | 14          | 11          | 12           | 14          | 6           | 11          | 16          |
| Passing          | 25          | 21          | 20          | 25           | 23          | 22          | 19          | 30          |
| Returns          | 0           | 3           | 2           | 6            | 3           | 4           | 0           | 5           |





| <b>OFFENSE</b>   | <b>Denv.</b> | <b>N.E.</b> | <b>Sea.</b> | <b>Car.</b> | <b>Balt.</b> | <b>Buff.</b> | <b>Clev.</b> | <b>Hou.</b> |
|------------------|--------------|-------------|-------------|-------------|--------------|--------------|--------------|-------------|
| GAMES (Won-Lost) | 13-3         | 12-4        | 13-3        | 12-4        | 8-8          | 6-10         | 4-12         | 2-14        |
| FIRST DOWNS      | 435          | 378         | 307         | 319         | 295          | 301          | 301          | 307         |
| Rushing          | 107          | 110         | 116         | 122         | 68           | 113          | 77           | 90          |
| Passing          | 293          | 225         | 160         | 169         | 189          | 149          | 200          | 198         |
| Penalty          | 35           | 43          | 31          | 28          | 38           | 39           | 24           | 19          |
| YDS GAINED (tot) | 7317         | 6152        | 5424        | 5069        | 4918         | 5410         | 5423         | 5556        |
| Avg per Game     | 457.3        | 384.5       | 339.0       | 316.8       | 307.4        | 338.1        | 338.9        | 347.3       |
| RUSHING (net)    | 1873         | 2065        | 2188        | 2026        | 1328         | 2307         | 1383         | 1743        |
| Avg per Game     | 117.1        | 129.1       | 136.8       | 126.6       | 83.0         | 144.2        | 86.4         | 108.9       |
| Rushes           | 461          | 470         | 509         | 483         | 423          | 546          | 348          | 414         |
| Yards per Rush   | 4.1          | 4.4         | 4.3         | 4.2         | 3.1          | 4.2          | 4.0          | 4.2         |
| PASSING (net)    | 5444         | 4087        | 3236        | 3043        | 3590         | 3103         | 4040         | 3813        |
| Avg per Game     | 340.3        | 255.4       | 202.3       | 190.2       | 224.4        | 193.9        | 252.5        | 238.3       |
| Passes Att.      | 675          | 628         | 420         | 473         | 619          | 522          | 681          | 633         |
| Completed        | 461          | 380         | 267         | 292         | 363          | 299          | 379          | 371         |
| Pct Completed    | 68.3         | 60.5        | 63.6        | 61.7        | 58.6         | 57.3         | 55.7         | 58.6        |
| Yards Gained     | 5572         | 4343        | 3508        | 3379        | 3914         | 3373         | 4372         | 4183        |
| Sacked           | 20           | 40          | 44          | 43          | 48           | 48           | 49           | 42          |
| Yards Lost       | 128          | 256         | 272         | 336         | 324          | 270          | 332          | 370         |
| Had intercepted  | 10           | 11          | 9           | 13          | 23           | 15           | 20           | 22          |
| Yards Opp Ret    | 131          | 56          | 21          | 204         | 219          | 298          | 206          | 357         |
| Opp TDs on Int   | 2            | 1           | 0           | 0           | 4            | 2            | 2            | 5           |
| PUNTS            | 66           | 77          | 76          | 70          | 91           | 96           | 86           | 88          |
| Avg Yards        | 43.8         | 45.8        | 41.6        | 47.8        | 45.5         | 43.0         | 43.2         | 47.6        |
| PUNT RETURNS     | 44           | 36          | 52          | 30          | 43           | 39           | 38           | 42          |
| Avg Return       | 7.8          | 10.8        | 11.1        | 10.5        | 14.2         | 6.2          | 11.0         | 8.6         |
| Returned for TD  | 1            | 0           | 0           | 0           | 1            | 0            | 1            | 1           |
| KICKOFF RETURNS  | 39           | 39          | 33          | 28          | 44           | 23           | 40           | 51          |
| Avg Return       | 25.0         | 24.0        | 21.2        | 21.9        | 26.4         | 20.4         | 23.3         | 24.6        |
| Returned for TD  | 1            | 0           | 0           | 0           | 1            | 0            | 0            | 0           |
| PENALTIES        | 117          | 69          | 128         | 80          | 112          | 110          | 104          | 112         |
| Yards Penalized  | 1000         | 625         | 1183        | 671         | 942          | 952          | 920          | 1138        |
| FUMBLES BY       | 27           | 24          | 26          | 12          | 15           | 32           | 17           | 21          |
| Fumbles Lost     | 16           | 9           | 10          | 6           | 6            | 12           | 9            | 9           |
| Opp Fumbles      | 25           | 21          | 26          | 17          | 21           | 21           | 13           | 15          |
| Opp Fum Lost     | 9            | 12          | 11          | 10          | 8            | 7            | 7            | 4           |
| POSS. TIME (avg) | 30:06        | 29:38       | 29:57       | 31:54       | 29:51        | 28:23        | 28:41        | 31:00       |
| TOUCHDOWNS       | 76           | 47          | 45          | 42          | 29           | 34           | 35           | 28          |
| Rushing          | 16           | 19          | 14          | 14          | 7            | 15           | 4            | 7           |
| Passing          | 55           | 25          | 27          | 24          | 19           | 16           | 26           | 19          |
| Returns          | 5            | 3           | 4           | 4           | 3            | 3            | 5            | 2           |
| EXTRA-PT KICKS   | 75/75        | 44/44       | 44/44       | 42/42       | 26/26        | 32/32        | 33/33        | 26/26       |
| 2-PT CONVERSIONS | 0/1          | 2/3         | 0/1         | 0/0         | 3/3          | 2/2          | 1/2          | 1/1         |
| FIELD GOALS/FGA  | 25/26        | 38/41       | 33/35       | 24/27       | 38/41        | 33/36        | 21/26        | 26/35       |
| POINTS SCORED    | 606          | 444         | 417         | 366         | 320          | 339          | 308          | 276         |



| <b>DEFENSE</b>   | <b>Denv.</b> | <b>N.E.</b> | <b>Sea.</b> | <b>Car.</b> | <b>Balt.</b> | <b>Buff.</b> | <b>Clev.</b> | <b>Hou.</b> |
|------------------|--------------|-------------|-------------|-------------|--------------|--------------|--------------|-------------|
| POINTS ALLOWED   | 399          | 338         | 231         | 241         | 352          | 388          | 406          | 428         |
| OPP FIRST DOWNS  | 339          | 338         | 282         | 278         | 284          | 308          | 328          | 282         |
| Rushing          | 90           | 110         | 83          | 70          | 79           | 98           | 103          | 88          |
| Passing          | 208          | 208         | 156         | 178         | 176          | 170          | 197          | 158         |
| Penalty          | 41           | 20          | 43          | 30          | 29           | 40           | 28           | 36          |
| OPP YARDS GAINED | 5696         | 5969        | 4378        | 4820        | 5368         | 5334         | 5319         | 5081        |
| Avg per Game     | 356.0        | 373.1       | 273.6       | 301.3       | 335.5        | 333.4        | 332.4        | 317.6       |
| OPP RUSHING(net) | 1626         | 2145        | 1626        | 1391        | 1687         | 2063         | 1781         | 1958        |
| Avg per Game     | 101.6        | 134.1       | 101.6       | 86.9        | 105.4        | 128.9        | 111.3        | 122.4       |
| Rushes           | 420          | 481         | 422         | 352         | 440          | 471          | 462          | 454         |
| Yards per Rush   | 3.9          | 4.5         | 3.9         | 4.0         | 3.8          | 4.4          | 3.9          | 4.3         |
| OPP PASSING(net) | 4070         | 3824        | 2752        | 3429        | 3681         | 3271         | 3538         | 3123        |
| Avg per Game     | 254.4        | 239.0       | 172.0       | 214.3       | 230.1        | 204.4        | 221.1        | 195.2       |
| Passes Att.      | 613          | 589         | 524         | 563         | 552          | 561          | 605          | 484         |
| Completed        | 357          | 336         | 309         | 375         | 314          | 310          | 363          | 287         |
| Pct Completed    | 58.2         | 57.0        | 59.0        | 66.6        | 56.9         | 55.3         | 60.0         | 59.3        |
| Sacked           | 41           | 48          | 44          | 60          | 40           | 57           | 40           | 32          |
| Yards Lost       | 290          | 313         | 298         | 424         | 257          | 395          | 185          | 187         |
| INTERCEPTED BY   | 17           | 17          | 28          | 20          | 16           | 23           | 14           | 7           |
| Yards Returned   | 141          | 220         | 385         | 234         | 160          | 289          | 274          | 86          |
| Returned for TD  | 1            | 2           | 3           | 4           | 1            | 2            | 3            | 1           |
| OPP PUNT RETURNS | 28           | 29          | 21          | 36          | 46           | 45           | 38           | 43          |
| Avg return       | 9.8          | 7.6         | 3.9         | 9.3         | 9.1          | 10.6         | 9.4          | 12.3        |
| OPP KICKOFF RET  | 32           | 32          | 44          | 18          | 38           | 48           | 27           | 39          |
| Avg return       | 29.3         | 20.8        | 24.0        | 22.6        | 23.0         | 23.4         | 22.7         | 25.7        |
| OPP TOUCHDOWNS   | 47           | 39          | 22          | 21          | 37           | 42           | 46           | 48          |
| Rushing          | 15           | 11          | 4           | 4           | 7            | 10           | 13           | 11          |
| Passing          | 29           | 25          | 16          | 17          | 25           | 28           | 29           | 29          |
| Returns          | 3            | 3           | 2           | 0           | 5            | 4            | 4            | 8           |



| <b>OFFENSE</b>   | <b>Jax</b> | <b>Miami</b> | <b>NY-J</b> | <b>Oak.</b> | <b>Pitt.</b> | <b>Tenn.</b> | <b>Ariz.</b> | <b>Atl.</b> |
|------------------|------------|--------------|-------------|-------------|--------------|--------------|--------------|-------------|
| GAMES (Won-Lost) | 4-12       | 8-8          | 8-8         | 4-12        | 8-8          | 7-9          | 10-6         | 4-12        |
| FIRST DOWNS      | 271        | 278          | 280         | 275         | 312          | 311          | 329          | 330         |
| Rushing          | 71         | 61           | 105         | 90          | 81           | 103          | 84           | 64          |
| Passing          | 176        | 205          | 154         | 168         | 207          | 172          | 205          | 227         |
| Penalty          | 24         | 12           | 21          | 17          | 24           | 36           | 40           | 39          |
| YDS GAINED (tot) | 4701       | 5007         | 5090        | 5340        | 5400         | 5390         | 5542         | 5490        |
| Avg per Game     | 293.8      | 312.9        | 318.1       | 333.8       | 337.5        | 336.9        | 346.4        | 343.1       |
| RUSHING (net)    | 1260       | 1440         | 2158        | 2000        | 1383         | 1894         | 1540         | 1247        |
| Avg per Game     | 78.8       | 90.0         | 134.9       | 125.0       | 86.4         | 118.4        | 96.3         | 77.9        |
| Rushes           | 378        | 349          | 493         | 437         | 394          | 462          | 422          | 321         |
| Yards per Rush   | 3.3        | 4.1          | 4.4         | 4.6         | 3.5          | 4.1          | 3.6          | 3.9         |
| PASSING (net)    | 3441       | 3567         | 2932        | 3340        | 4017         | 3496         | 4002         | 4243        |
| Avg per Game     | 215.1      | 222.9        | 183.3       | 208.8       | 251.1        | 218.5        | 250.1        | 265.2       |
| Passes Att.      | 592        | 594          | 480         | 519         | 586          | 533          | 574          | 659         |
| Completed        | 349        | 357          | 266         | 298         | 377          | 328          | 363          | 445         |
| Pct Completed    | 59.0       | 60.1         | 55.4        | 57.4        | 64.3         | 61.5         | 63.2         | 67.5        |
| Yards Gained     | 3751       | 3966         | 3270        | 3629        | 4306         | 3710         | 4291         | 4541        |
| Sacked           | 50         | 58           | 47          | 44          | 43           | 37           | 41           | 44          |
| Yards Lost       | 310        | 399          | 338         | 289         | 289          | 214          | 289          | 298         |
| Had intercepted  | 21         | 19           | 22          | 20          | 14           | 16           | 22           | 17          |
| Yards Opp Ret    | 355        | 165          | 411         | 375         | 170          | 132          | 399          | 215         |
| Opp TDs on Int   | 3          | 2            | 5           | 3           | 1            | 1            | 1            | 4           |
| PUNTS            | 95         | 85           | 89          | 86          | 76           | 79           | 78           | 70          |
| Avg Yards        | 45.7       | 48.8         | 45.1        | 47.8        | 41.1         | 42.9         | 45.7         | 45.2        |
| PUNT RETURNS     | 30         | 34           | 25          | 25          | 32           | 31           | 34           | 30          |
| Avg Return       | 4.7        | 7.8          | 9.0         | 8.2         | 12.8         | 7.7          | 5.8          | 8.3         |
| Returned for TD  | 0          | 0            | 0           | 0           | 1            | 0            | 0            | 0           |
| KICKOFF RETURNS  | 41         | 42           | 45          | 54          | 43           | 44           | 27           | 27          |
| Avg Return       | 25.9       | 21.5         | 22.7        | 22.2        | 22.4         | 24.9         | 20.0         | 24.4        |
| Returned for TD  | 0          | 0            | 0           | 0           | 0            | 0            | 0            | 0           |
| PENALTIES        | 96         | 70           | 108         | 116         | 80           | 101          | 97           | 91          |
| Yards Penalized  | 797        | 598          | 837         | 912         | 677          | 900          | 744          | 788         |
| FUMBLES BY       | 18         | 16           | 15          | 27          | 16           | 27           | 22           | 17          |
| Fumbles Lost     | 6          | 7            | 7           | 11          | 10           | 9            | 9            | 11          |
| Opp Fumbles      | 27         | 14           | 18          | 26          | 21           | 24           | 20           | 18          |
| Opp Fum Lost     | 10         | 6            | 2           | 13          | 10           | 12           | 10           | 11          |
| POSS. TIME (avg) | 27:22      | 28:27        | 29:55       | 29:54       | 30:53        | 30:00        | 30:51        | 30:15       |
| TOUCHDOWNS       | 25         | 34           | 27          | 37          | 41           | 41           | 41           | 40          |
| Rushing          | 7          | 8            | 12          | 16          | 9            | 16           | 12           | 11          |
| Passing          | 16         | 24           | 13          | 17          | 28           | 22           | 24           | 26          |
| Returns          | 2          | 2            | 2           | 4           | 4            | 3            | 5            | 3           |
| EXTRA-PT KICKS   | 22/23      | 33/33        | 27/27       | 37/37       | 39/39        | 41/41        | 37/37        | 39/39       |
| 2-PT CONVERSIONS | 0/2        | 0/1          | 0/0         | 0/0         | 1/2          | 0/0          | 1/4          | 1/1         |
| FIELD GOALS/FGA  | 23/25      | 26/34        | 33/36       | 21/30       | 30/32        | 25/29        | 30/36        | 24/27       |
| POINTS SCORED    | 247        | 317          | 290         | 322         | 379          | 362          | 379          | 353         |



| <b>DEFENSE</b>   | <b>Jax</b> | <b>Miami</b> | <b>NY-J</b> | <b>Oak.</b> | <b>Pitt.</b> | <b>Tenn.</b> | <b>Ariz.</b> | <b>Atl.</b> |
|------------------|------------|--------------|-------------|-------------|--------------|--------------|--------------|-------------|
| POINTS ALLOWED   | 449        | 335          | 387         | 453         | 370          | 381          | 324          | 443         |
| OPP FIRST DOWNS  | 353        | 327          | 293         | 330         | 303          | 329          | 309          | 326         |
| Rushing          | 121        | 114          | 68          | 100         | 106          | 108          | 68           | 102         |
| Passing          | 200        | 192          | 198         | 202         | 174          | 191          | 208          | 196         |
| Penalty          | 32         | 21           | 27          | 28          | 23           | 30           | 33           | 28          |
| OPP YARDS GAINED | 6070       | 5750         | 5359        | 5819        | 5395         | 5407         | 5079         | 6070        |
| Avg per Game     | 379.4      | 359.4        | 334.9       | 363.7       | 337.2        | 337.9        | 317.4        | 379.4       |
| OPP RUSHING(net) | 2108       | 1998         | 1412        | 1727        | 1849         | 1795         | 1351         | 2173        |
| Avg per Game     | 131.8      | 124.9        | 88.3        | 107.9       | 115.6        | 112.2        | 84.4         | 135.8       |
| Rushes           | 507        | 484          | 421         | 442         | 433          | 446          | 370          | 455         |
| Yards per Rush   | 4.2        | 4.1          | 3.4         | 3.9         | 4.3          | 4.0          | 3.7          | 4.8         |
| OPP PASSING(net) | 3962       | 3752         | 3947        | 4092        | 3546         | 3612         | 3728         | 3897        |
| Avg per Game     | 247.6      | 234.5        | 246.7       | 255.8       | 221.6        | 225.8        | 233.0        | 243.6       |
| Passes Att.      | 551        | 580          | 586         | 549         | 569          | 545          | 625          | 516         |
| Completed        | 354        | 344          | 345         | 374         | 329          | 344          | 367          | 341         |
| Pct Completed    | 64.2       | 59.3         | 58.9        | 68.1        | 57.8         | 63.1         | 58.7         | 66.1        |
| Sacked           | 31         | 42           | 41          | 38          | 34           | 36           | 47           | 32          |
| Yards Lost       | 225        | 272          | 242         | 260         | 205          | 227          | 337          | 231         |
| INTERCEPTED BY   | 11         | 18           | 13          | 9           | 10           | 13           | 20           | 10          |
| Yards Returned   | 172        | 204          | 167         | 83          | 203          | 113          | 251          | 176         |
| Returned for TD  | 1          | 2            | 1           | 1           | 3            | 1            | 4            | 2           |
| OPP PUNT RETURNS | 47         | 42           | 43          | 42          | 35           | 35           | 36           | 33          |
| Avg return       | 7.0        | 9.7          | 11.3        | 10.4        | 8.9          | 6.0          | 8.9          | 7.6         |
| OPP KICKOFF RET  | 25         | 36           | 42          | 30          | 55           | 45           | 54           | 23          |
| Avg return       | 20.4       | 22.9         | 22.3        | 20.4        | 22.4         | 24.4         | 24.0         | 24.8        |
| OPP TOUCHDOWNS   | 53         | 33           | 41          | 54          | 41           | 40           | 35           | 49          |
| Rushing          | 20         | 14           | 9           | 15          | 18           | 21           | 5            | 14          |
| Passing          | 29         | 17           | 26          | 33          | 21           | 15           | 29           | 31          |
| Returns          | 4          | 2            | 6           | 6           | 2            | 4            | 1            | 4           |



| <b>OFFENSE</b>   | <b>Chi.</b> | <b>Dal.</b> | <b>Det.</b> | <b>Minn.</b> | <b>NY-G</b> | <b>St.L.</b> | <b>T.B.</b> | <b>Wash.</b> |
|------------------|-------------|-------------|-------------|--------------|-------------|--------------|-------------|--------------|
| GAMES (Won-Lost) | 8-8         | 8-8         | 7-9         | 5-10-1       | 7-9         | 7-9          | 4-12        | 3-13         |
| FIRST DOWNS      | 344         | 325         | 350         | 309          | 280         | 282          | 269         | 329          |
| Rushing          | 102         | 80          | 106         | 106          | 77          | 82           | 75          | 112          |
| Passing          | 215         | 213         | 221         | 173          | 176         | 165          | 157         | 198          |
| Penalty          | 27          | 32          | 23          | 30           | 27          | 35           | 37          | 19           |
| YDS GAINED (tot) | 6109        | 5461        | 6274        | 5508         | 4920        | 4877         | 4432        | 5915         |
| Avg per Game     | 381.8       | 341.3       | 392.1       | 344.3        | 307.5       | 304.8        | 277.0       | 369.7        |
| RUSHING (net)    | 1828        | 1507        | 1792        | 2081         | 1332        | 1752         | 1612        | 2164         |
| Avg per Game     | 114.3       | 94.2        | 112.0       | 130.1        | 83.3        | 109.5        | 100.8       | 135.3        |
| Rushes           | 404         | 336         | 445         | 423          | 381         | 426          | 420         | 453          |
| Yards per Rush   | 4.5         | 4.5         | 4.0         | 4.9          | 3.5         | 4.1          | 3.8         | 4.8          |
| PASSING (net)    | 4281        | 3954        | 4482        | 3427         | 3588        | 3125         | 2820        | 3751         |
| Avg per Game     | 267.6       | 247.1       | 280.1       | 214.2        | 224.3       | 195.3        | 176.3       | 234.4        |
| Passes Att.      | 579         | 586         | 634         | 546          | 567         | 506          | 514         | 611          |
| Completed        | 373         | 375         | 371         | 325          | 325         | 301          | 291         | 355          |
| Pct Completed    | 64.4        | 64.0        | 58.5        | 59.5         | 57.3        | 59.5         | 56.6        | 58.1         |
| Yards Gained     | 4450        | 4226        | 4650        | 3645         | 3875        | 3360         | 3181        | 4057         |
| Sacked           | 30          | 35          | 23          | 44           | 40          | 36           | 47          | 43           |
| Yards Lost       | 169         | 272         | 168         | 218          | 287         | 235          | 361         | 306          |
| Had intercepted  | 13          | 12          | 19          | 19           | 29          | 11           | 12          | 19           |
| Yards Opp Ret    | 225         | 140         | 364         | 370          | 377         | 230          | 135         | 214          |
| Opp TDs on Int   | 3           | 0           | 3           | 3            | 3           | 5            | 0           | 2            |
| PUNTS            | 69          | 77          | 73          | 75           | 91          | 78           | 87          | 85           |
| Avg Yards        | 40.0        | 45.0        | 46.6        | 44.2         | 46.9        | 46.3         | 44.2        | 41.5         |
| PUNT RETURNS     | 18          | 31          | 38          | 22           | 34          | 43           | 24          | 35           |
| Avg Return       | 14.2        | 12.5        | 10.3        | 15.2         | 7.2         | 8.8          | 11.2        | 6.4          |
| Returned for TD  | 1           | 1           | 1           | 1            | 0           | 1            | 0           | 0            |
| KICKOFF RETURNS  | 70          | 45          | 34          | 66           | 44          | 37           | 34          | 51           |
| Avg Return       | 23.1        | 25.5        | 24.0        | 24.9         | 21.2        | 22.6         | 23.9        | 20.0         |
| Returned for TD  | 0           | 0           | 1           | 2            | 0           | 0            | 0           | 0            |
| PENALTIES        | 85          | 102         | 110         | 70           | 91          | 123          | 121         | 99           |
| Yards Penalized  | 708         | 867         | 925         | 695          | 786         | 1009         | 1136        | 802          |
| FUMBLES BY       | 21          | 18          | 28          | 23           | 26          | 20           | 18          | 30           |
| Fumbles Lost     | 10          | 8           | 15          | 13           | 15          | 10           | 9           | 15           |
| Opp Fumbles      | 25          | 16          | 19          | 17           | 25          | 27           | 18          | 19           |
| Opp Fum Lost     | 9           | 13          | 7           | 8            | 12          | 15           | 10          | 10           |
| POSS. TIME (avg) | 30:25       | 29:02       | 32:07       | 27:39        | 29:03       | 29:05        | 29:24       | 30:42        |
| TOUCHDOWNS       | 52          | 51          | 48          | 45           | 32          | 38           | 31          | 39           |
| Rushing          | 13          | 12          | 15          | 23           | 11          | 10           | 6           | 14           |
| Passing          | 32          | 33          | 29          | 18           | 18          | 22           | 22          | 20           |
| Returns          | 7           | 6           | 4           | 4            | 3           | 6            | 3           | 5            |
| EXTRA-PT KICKS   | 45/46       | 47/47       | 42/43       | 43/44        | 31/31       | 34/34        | 31/31       | 33/33        |
| 2-PT CONVERSIONS | 5/6         | 1/4         | 2/5         | 0/1          | 1/1         | 3/4          | 0/0         | 2/5          |
| FIELD GOALS/FGA  | 26/29       | 28/30       | 19/24       | 26/30        | 23/26       | 26/28        | 23/29       | 21/26        |
| POINTS SCORED    | 445         | 439         | 395         | 391          | 294         | 348          | 288         | 334          |





| <b>DEFENSE</b>   | <b>Chi.</b> | <b>Dal.</b> | <b>Det.</b> | <b>Minn.</b> | <b>NY-G</b> | <b>St.L.</b> | <b>T.B.</b> | <b>Wash.</b> |
|------------------|-------------|-------------|-------------|--------------|-------------|--------------|-------------|--------------|
| POINTS ALLOWED   | 478         | 432         | 376         | 480          | 383         | 364          | 389         | 478          |
| OPP FIRST DOWNS  | 353         | 388         | 290         | 368          | 327         | 337          | 324         | 329          |
| Rushing          | 147         | 122         | 62          | 101          | 101         | 87           | 95          | 102          |
| Passing          | 184         | 231         | 197         | 247          | 198         | 203          | 190         | 204          |
| Penalty          | 22          | 35          | 31          | 20           | 28          | 47           | 39          | 23           |
| OPP YARDS GAINED | 6313        | 6645        | 5546        | 6365         | 5316        | 5520         | 5568        | 5665         |
| Avg per Game     | 394.6       | 415.3       | 346.6       | 397.8        | 332.3       | 345.0        | 348.0       | 354.1        |
| OPP RUSHING(net) | 2583        | 2056        | 1596        | 1767         | 1743        | 1646         | 1762        | 1769         |
| Avg per Game     | 161.4       | 128.5       | 99.8        | 110.4        | 108.9       | 102.9        | 110.1       | 110.6        |
| Rushes           | 483         | 437         | 377         | 443          | 454         | 440          | 438         | 443          |
| Yards per Rush   | 5.3         | 4.7         | 4.2         | 4.0          | 3.8         | 3.7          | 4.0         | 4.0          |
| OPP PASSING(net) | 3730        | 4589        | 3950        | 4598         | 3573        | 3874         | 3806        | 3896         |
| Avg per Game     | 233.1       | 286.8       | 246.9       | 287.4        | 223.3       | 242.1        | 237.9       | 243.5        |
| Passes Att.      | 507         | 623         | 572         | 648          | 601         | 521          | 547         | 514          |
| Completed        | 315         | 403         | 338         | 419          | 361         | 355          | 352         | 337          |
| Pct Completed    | 62.1        | 64.7        | 59.1        | 64.7         | 60.1        | 68.1         | 64.4        | 65.6         |
| Sacked           | 31          | 34          | 33          | 41           | 34          | 53           | 35          | 36           |
| Yards Lost       | 189         | 246         | 249         | 274          | 214         | 326          | 255         | 238          |
| INTERCEPTED BY   | 19          | 15          | 15          | 12           | 17          | 14           | 21          | 16           |
| Yards Returned   | 428         | 257         | 211         | 78           | 270         | 256          | 338         | 247          |
| Returned for TD  | 5           | 2           | 1           | 0            | 2           | 2            | 3           | 4            |
| OPP PUNT RETURNS | 15          | 37          | 32          | 36           | 48          | 30           | 35          | 39           |
| Avg return       | 7.4         | 9.2         | 7.8         | 8.8          | 13.6        | 2.6          | 11.2        | 16.8         |
| OPP KICKOFF RET  | 47          | 38          | 35          | 41           | 33          | 25           | 24          | 47           |
| Avg return       | 18.8        | 20.8        | 26.4        | 27.1         | 21.8        | 21.8         | 18.8        | 22.3         |
| OPP TOUCHDOWNS   | 56          | 51          | 38          | 57           | 42          | 44           | 42          | 59           |
| Rushing          | 22          | 17          | 10          | 14           | 12          | 18           | 10          | 23           |
| Passing          | 25          | 33          | 24          | 37           | 21          | 21           | 30          | 29           |
| Returns          | 9           | 1           | 4           | 6            | 9           | 5            | 2           | 7            |



| <b>OFFENSE</b>   | <b>NFL/Avg</b> |
|------------------|----------------|
| GAMES (Won-Lost) | ---            |
| FIRST DOWNS      | 319.1          |
| Rushing          | 95.6           |
| Passing          | 194.1          |
| Penalty          | 29.5           |
| YDS GAINED (tot) | 5575.8         |
| Avg per Game     | 348.5          |
| RUSHING (net)    | 1806.2         |
| Avg per Game     | 112.9          |
| Rushes           | 433.5          |
| Yards per Rush   | 4.2            |
| PASSING (net)    | 3769.7         |
| Avg per Game     | 235.6          |
| Passes Att.      | 566.8          |
| Completed        | 346.9          |
| Pct Completed    | 61.2           |
| Yards Gained     | 4036.9         |
| Sacked           | 40.5           |
| Yards Lost       | 267.2          |
| Had intercepted  | 15.7           |
| Yards Opp Ret    | 219.9          |
| Opp TDs on Int   | 2.0            |
| PUNTS            | 79.0           |
| Avg Yards        | 45.0           |
| PUNT RETURNS     | 34.2           |
| Avg Return       | 9.4            |
| Returned for TD  | 0.4            |
| KICKOFF RETURNS  | 40.3           |
| Avg Return       | 23.4           |
| Returned for TD  | 0.2            |
| PENALTIES        | 98.0           |
| Yards Penalized  | 844.9          |
| FUMBLES BY       | 20.5           |
| Fumbles Lost     | 9.8            |
| Opp Fumbles      | 20.5           |
| Opp Fum Lost     | 9.8            |
| POSS. TIME (avg) | 30:00          |
| TOUCHDOWNS       | 41.8           |
| Rushing          | 12.8           |
| Passing          | 25.1           |
| Returns          | 3.9            |
| EXTRA-PT KICKS   | 100%           |
| 2-PT CONVERSIONS | 48%            |
| FIELD GOALS/FGA  | 27/31          |
| POINTS SCORED    | 374.5          |

| <b>DEFENSE</b>   | <b>NFL/Avg</b> |
|------------------|----------------|
| POINTS ALLOWED   | 374.5          |
| OPP FIRST DOWNS  | 319.1          |
| Rushing          | 95.6           |
| Passing          | 194.1          |
| Penalty          | 29.5           |
| OPP YARDS GAINED | 5575.8         |
| Avg per Game     | 348.5          |
| OPP RUSHING(net) | 1806.2         |
| Avg per Game     | 112.9          |
| Rushes           | 433.5          |
| Yards per Rush   | 4.2            |
| OPP PASSING(net) | 3769.7         |
| Avg per Game     | 235.6          |
| Passes Att.      | 566.8          |
| Completed        | 346.9          |
| Pct Completed    | 61.2           |
| Sacked           | 40.5           |
| Yards Lost       | 267.2          |
| INTERCEPTED BY   | 15.7           |
| Yards Returned   | 219.9          |
| Returned for TD  | 2.0            |
| OPP PUNT RETURNS | 34.2           |
| Avg return       | 9.4            |
| OPP KICKOFF RET  | 40.3           |
| Avg return       | 23.4           |
| OPP TOUCHDOWNS   | 41.8           |
| Rushing          | 12.8           |
| Passing          | 25.1           |
| Returns          | 3.9            |



National Football League

Offense

Defense

|        | Total | Rush | Pass | Total | Rush | Pass |
|--------|-------|------|------|-------|------|------|
| Ariz.  | 12    | 23   | 13   | 6     | *1   | 14   |
| Atl.   | 14    | 32   | 7    | 27T   | 31   | 21   |
| Balt.  | 29    | 30   | 18   | 12    | 11   | 12   |
| Buff.  | 19    | 2    | 28   | 10    | 28   | 4    |
| Car.   | 26    | 11   | 29   | 2     | 2    | 6    |
| Chi.   | 8     | 16   | 5    | 30    | 32   | 15   |
| Cin.   | 10    | 18   | 8    | 3     | 5    | 5    |
| Cleve. | 18    | 27T  | 11   | 9     | 18   | 8    |
| Dallas | 16    | 24   | 14   | 32    | 27   | 30   |
| Denver | *1    | 15   | *1   | 19    | 7T   | 27   |
| Det.   | 6     | 17   | 3    | 16    | 6    | 23   |
| G.B.   | 3     | 7    | 6    | 25    | 25   | 24   |
| Hou.   | 11    | 20T  | 15   | 7     | 23   | 3    |
| Ind.   | 15    | 20T  | 17   | 20    | 26   | 13   |
| Jax    | 31    | 31   | 22   | 27T   | 29   | 25T  |
| K.C.   | 21    | 10   | 24T  | 24    | 22   | 25T  |
| Miami  | 27    | 26   | 20   | 21    | 24   | 16   |
| Minn.  | 13    | 8    | 23   | 31    | 16   | 31   |
| N.E.   | 7     | 9    | 10   | 26    | 30   | 18   |
| N.O.   | 4     | 25   | 2    | 4     | 19   | 2    |
| Giants | 28    | 29   | 19   | 8     | 14   | 10   |
| Jets   | 25    | 6    | 31   | 11    | 3    | 22   |
| Oak.   | 23    | 12   | 24T  | 22    | 13   | 28   |
| Phil.  | 2     | *1   | 9    | 29    | 10   | 32   |
| Pitt.  | 20    | 27T  | 12   | 13    | 21   | 9    |
| St. L. | 30    | 19   | 27   | 15    | 9    | 19   |
| S.D.   | 5     | 13   | 4    | 23    | 12   | 29   |
| S.F.   | 24    | 3    | 30   | 5     | 4    | 7    |
| Sea.   | 17    | 4    | 26   | *1    | 7T   | *1   |
| T.B.   | 32    | 22   | 32   | 17    | 15   | 17   |
| Tenn.  | 22    | 14   | 21   | 14    | 20   | 11   |
| Wash.  | 9     | 5    | 16   | 18    | 17   | 20   |

T = Tied for position

\* = League Leader



**NFL / TEAM/OFFENSE RANK**

| Tm  | (A) | (B) | (C) | (D) | (E) | (F) | (G) | (H) | (I) | (J) | (K) | (L) | (M) | (N) | (O) | (P) | (Q) |
|-----|-----|-----|-----|-----|-----|-----|-----|-----|-----|-----|-----|-----|-----|-----|-----|-----|-----|
| BAL | 29  | 32  | 30  | 32  | 18  | 30  | 28  | 20  | 24  | 20  | 22  | 3   | 2   | 13  | 22  | 25  | 6t  |
| BUF | 19  | 29  | 2   | 14  | 28  | 29  | 18  | 28  | 22t | 29  | 30  | 29  | 29  | 27  | 30  | 22  | 10t |
| CIN | 10  | 13  | 18  | 28  | 8   | 9   | 24  | 3   | 9t  | 10  | 11  | 15  | 5   | 20  | 14  | 6t  | 23  |
| CLE | 18  | 25  | 27t | 23  | 11  | 27  | 19  | 17  | 22t | 24  | 19  | 10  | 15  | 25  | 29  | 27  | 24t |
| DEN | 1   | 2   | 15  | 20  | 1   | 1   | 2   | 1   | 1   | 2   | 1   | 22  | 6   | 24  | 23  | 1   | 1   |
| HOU | 11  | 22  | 20t | 15  | 15  | 25  | 25  | 10  | 20t | 21  | 26  | 19  | 9   | 5   | 12  | 31  | 31  |
| IND | 15  | 15  | 20t | 13  | 17  | 16  | 3   | 5   | 16  | 15  | 28t | 14  | 14  | 14  | 25  | 14t | 18  |
| JAC | 31  | 30  | 31  | 31  | 22  | 31  | 27  | 23  | 31  | 32  | 20  | 32  | 3   | 12  | 7   | 32  | 8   |
| KC  | 21  | 20  | 10  | 5   | 24t | 24  | 1   | 19  | 14  | 27  | 23t | 6   | 1   | 15  | 15  | 6t  | 28  |
| MIA | 27  | 26  | 26  | 17  | 20  | 28  | 23  | 30  | 29  | 23  | 31  | 23  | 25  | 1   | 2   | 26  | 29  |
| NE  | 7   | 11  | 9   | 9   | 10  | 15  | 4   | 9   | 2   | 16  | 18  | 11  | 12  | 10  | 16  | 3   | 6t  |
| NYJ | 25  | 27  | 6   | 10  | 31  | 26  | 31  | 31  | 27t | 13  | 32  | 16  | 18  | 17  | 24  | 29  | 10t |
| OAK | 23  | 18  | 12  | 6   | 24t | 18  | 30  | 24  | 30  | 26  | 10  | 21  | 22  | 4   | 10  | 24  | 32  |
| PIT | 20  | 19  | 27t | 29  | 12  | 12  | 14  | 18  | 17  | 14  | 9   | 4   | 21  | 31  | 31  | 16t | 3   |
| SD  | 5   | 5   | 13  | 21  | 4   | 2   | 8   | 6   | 3   | 1   | 2   | 25  | 23  | 26  | 13  | 12  | 9   |
| TEN | 22  | 21  | 14  | 19  | 21  | 14  | 21  | 12  | 18  | 8   | 6   | 24  | 8   | 28  | 17  | 19  | 20  |
| ARI | 12  | 16  | 23  | 27  | 13  | 11  | 29  | 16  | 11t | 22  | 12  | 31  | 31  | 11  | 11  | 16t | 21  |
| ATL | 14  | 14  | 32  | 24  | 7   | 17  | 15  | 11  | 9t  | 5   | 21  | 20  | 10  | 16  | 6   | 20  | 14t |
| CAR | 26  | 23  | 11  | 16  | 29  | 20  | 16  | 26  | 15  | 4   | 3   | 12  | 24  | 3   | 5   | 18  | 14t |
| CHI | 8   | 3   | 16  | 7   | 5   | 5   | 12  | 4   | 8   | 7   | 8   | 2   | 16  | 32  | 28  | 2   | 12  |
| DAL | 16  | 7   | 24  | 8   | 14  | 13  | 9   | 8   | 13  | 25  | 5   | 5   | 4   | 18  | 20  | 5   | 4   |
| DET | 6   | 8   | 17  | 22  | 3   | 8   | 20  | 2   | 7   | 6   | 25  | 13  | 11  | 8   | 9   | 13  | 27  |
| GB  | 3   | 4   | 7   | 4   | 6   | 7   | 17  | 21  | 6   | 9   | 4   | 7   | 30  | 19  | 21  | 8t  | 13  |
| MIN | 13  | 10  | 8   | 2   | 23  | 21  | 26  | 22  | 19  | 19  | 14  | 1   | 7   | 22  | 18  | 14t | 19  |
| NO  | 4   | 6   | 25  | 26  | 2   | 4   | 6   | 7   | 4   | 3   | 17  | 30  | 17  | 7   | 3   | 10  | 30  |
| NYG | 28  | 28  | 29  | 30  | 19  | 19  | 32  | 14  | 27t | 30  | 15t | 26  | 27  | 6   | 27  | 28  | 17  |
| PHI | 2   | 1   | 1   | 1   | 9   | 3   | 5   | 25  | 5   | 12  | 15t | 27  | 26  | 21  | 8   | 4   | 22  |
| STL | 30  | 24  | 19  | 18  | 27  | 22  | 11  | 15  | 26  | 28  | 27  | 18  | 20  | 9   | 1   | 21  | 5   |
| SF  | 24  | 12  | 3   | 11  | 30  | 10  | 7   | 29  | 25  | 18  | 7   | 17  | 19  | 2   | 4   | 11  | 14t |
| SEA | 17  | 9   | 4   | 12  | 26  | 6   | 10  | 32  | 20t | 17  | 13  | 9   | 28  | 29  | 19  | 8t  | 2   |
| TB  | 32  | 31  | 22  | 25  | 32  | 32  | 13  | 27  | 32  | 31  | 23t | 8   | 13  | 23  | 26  | 30  | 26  |
| WAS | 9   | 17  | 5   | 3   | 16  | 23  | 22  | 13  | 11t | 11  | 28t | 28  | 32  | 30  | 32  | 23  | 24t |

Team/Offense Rank

- (A) Total Yards per Game
- (B) Yards per Play
- (C) Rushing Yards per Game
- (D) Rushing Yards per Attempt
- (E) Passing Net Yards per Game
- (F) Passing Net Yards per Play
- (G) Passing, Percent Had Intercepted
- (H) Sacks per Pass Play
- (I) First Downs per Game
- (J) Third Down Efficiency
- (K) Fourth Down Efficiency
- (L) Punt Return Average
- (M) Kickoff Return Average
- (N) Gross Punting Average
- (O) Net Punting Average
- (P) Points per Game
- (Q) Field Goal Percentage



**NFL / OPPONENT/DEFENSE RANK**

| Tm  | (A) | (B) | (C) | (D) | (E) | (F) | (G) | (H) | (I) | (J) | (K) | (L) | (M) | (N) | (O) | (P) | (Q) | (R) | (S) |
|-----|-----|-----|-----|-----|-----|-----|-----|-----|-----|-----|-----|-----|-----|-----|-----|-----|-----|-----|-----|
| BAL | 12  | 12  | 11  | 5   | 12  | 16  | 12  | 11  | 6t  | 3   | 23t | 17  | 16  | 22  | 4   | 12  | 25  | 20  | 23  |
| BUF | 10  | 6   | 28  | 23  | 4   | 3   | 2   | 3   | 12  | 14  | 12t | 25  | 17  | 18  | 27  | 20  | 17  | 22  | 16  |
| CIN | 3   | 2   | 5   | 15  | 5   | 2   | 7   | 14  | 3t  | 2   | 5   | 21  | 18  | 11  | 17  | 5t  | 10  | 4t  | 4   |
| CLE | 9   | 3   | 18  | 8   | 8   | 4   | 23  | 18t | 20  | 31  | 15  | 20  | 14  | 9   | 5   | 23  | 12t | 27  | 15  |
| DEN | 19  | 16  | 7t  | 10  | 27  | 17  | 17  | 17  | 27  | 16  | 2t  | 23  | 32  | 23  | 25  | 22  | 20  | 1   | 1   |
| HOU | 7   | 14  | 23  | 22  | 3   | 13  | 32  | 18t | 3t  | 8   | 9t  | 28  | 28  | 21  | 24  | 24t | 15t | 31  | 6   |
| IND | 20  | 22  | 26  | 25  | 13  | 19  | 16  | 9   | 14  | 15  | 20  | 31  | 27  | 20  | 20  | 9   | 2t  | 10t | 20  |
| JAC | 27t | 23  | 29  | 19  | 25t | 26  | 27  | 30  | 28t | 27  | 30t | 5   | 3   | 4t  | 16  | 28  | 23  | 32  | 32  |
| KC  | 24  | 21  | 22  | 26  | 25t | 14  | 6   | 8   | 10t | 5   | 18t | 4   | 22  | 28  | 6   | 5t  | 5   | 4t  | 25  |
| MIA | 21  | 11  | 24  | 18  | 16  | 12  | 10  | 12  | 17t | 17t | 21  | 22  | 15  | 8   | 10  | 8   | 14  | 18  | 28  |
| NE  | 26  | 17  | 30  | 24  | 18  | 11  | 13  | 7   | 26  | 26  | 1   | 9   | 6   | 13  | 15  | 10  | 8   | 8   | 13  |
| NYJ | 11  | 9   | 3   | 1   | 22  | 18  | 24  | 15  | 9   | 13  | 11  | 27  | 11  | 16  | 13  | 19  | 21  | 26  | 21  |
| OAK | 22  | 26  | 13  | 11  | 28  | 28  | 31  | 16  | 23t | 28  | 6t  | 24  | 4   | 1   | 3   | 29  | 22  | 29  | 24  |
| PIT | 13  | 13  | 21  | 21  | 9   | 10  | 30  | 27  | 10t | 22  | 16  | 16  | 12  | 4t  | 2   | 14  | 24  | 14  | 17  |
| SD  | 23  | 31  | 12  | 27  | 29  | 31  | 26  | 23  | 17t | 20  | 17  | 12  | 24  | 30  | 31  | 11  | 2t  | 12  | 9   |
| TEN | 14  | 15  | 20  | 17  | 11  | 15  | 21  | 20  | 21t | 7   | 27t | 3   | 23  | 17  | 21  | 16  | 9   | 19  | 18  |
| ARI | 6   | 4   | 1   | 2   | 14  | 6   | 8   | 10  | 13  | 11  | 9t  | 15  | 21  | 25  | 30  | 7   | 4   | 10t | 7   |
| ATL | 27t | 29  | 31  | 31  | 21  | 32  | 28  | 25  | 16  | 32  | 27t | 8   | 25  | 29  | 22  | 27  | 32  | 25  | 26  |
| CAR | 2   | 7   | 2   | 12  | 6   | 5   | 5   | 1   | 2   | 12  | 4   | 19  | 13  | 19  | 26  | 2   | 19  | 4t  | 12  |
| CHI | 30  | 32  | 32  | 32  | 15  | 27  | 4   | 26  | 28t | 25  | 30t | 6   | 1   | 14  | 9   | 30t | 28  | 21  | 19  |
| DAL | 32  | 30  | 27  | 30  | 30  | 29  | 20  | 32  | 32  | 29  | 18t | 18  | 7   | 31  | 12  | 26  | 18  | 15  | 31  |
| DET | 16  | 25  | 6   | 20  | 23  | 20  | 19  | 28  | 8   | 1   | 30t | 10  | 30  | 12  | 11  | 15  | 26  | 13  | 5   |
| GB  | 25  | 28  | 25  | 29  | 24  | 25  | 25  | 6   | 23t | 17t | 25  | 29  | 29  | 3   | 1   | 24t | 6t  | 16  | 8   |
| MIN | 31  | 24  | 16  | 13  | 31  | 23  | 29  | 24  | 30t | 30  | 26  | 14  | 31  | 6   | 7   | 32  | 27  | 23t | 29  |
| NO  | 4   | 10  | 19  | 28  | 2   | 7   | 22  | 4   | 1   | 9   | 6t  | 7   | 26  | 26  | 32  | 4   | 15t | 7   | 2   |
| NYG | 8   | 5   | 14  | 6   | 10  | 8   | 15  | 29  | 17t | 23  | 2t  | 30  | 9   | 7   | 19  | 18  | 30  | 23t | 22  |
| PHI | 29  | 20  | 10  | 4   | 32  | 22  | 14  | 31  | 30t | 24  | 12t | 11  | 19  | 2   | 18  | 17  | 12t | 9   | 10  |
| STL | 15  | 18  | 9   | 3   | 19  | 24  | 18  | 2   | 25  | 19  | 22  | 1   | 8   | 32  | 29  | 13  | 1   | 17  | 27  |
| SF  | 5   | 8   | 4   | 9   | 7   | 9   | 11  | 21  | 6t  | 6   | 14  | 13  | 5   | 15  | 23  | 3   | 6t  | 3   | 14  |
| SEA | 1   | 1   | 7t  | 7   | 1   | 1   | 1   | 5   | 3t  | 10  | 8   | 2   | 20  | 24  | 8   | 1   | 29  | 2   | 3   |
| TB  | 17  | 19  | 15  | 16  | 17  | 21  | 3   | 22  | 15  | 21  | 23t | 26  | 2   | 10  | 14  | 21  | 31  | 28  | 30  |
| WAS | 18  | 27  | 17  | 14  | 20  | 30  | 9   | 13  | 21t | 4   | 29  | 32  | 10  | 27  | 28  | 30t | 11  | 30  | 11  |

Opponent/Defense Rank

- (A) Total Yards per Game
- (B) Yards per Play
- (C) Rushing Yards per Game
- (D) Rushing Yards per Attempt
- (E) Passing Net Yards per Game
- (F) Passing Net Yards per Play
- (G) Passing, Percent Had Intercepted
- (H) Sacks per Pass Play
- (I) First Downs per Game
- (J) Third Down Efficiency
- (K) Fourth Down Efficiency
- (L) Punt Return Average
- (M) Kickoff Return Average
- (N) Gross Punting Average
- (O) Net Punting Average
- (P) Points per Game
- (Q) Field Goal Percentage

Combined Offense/Defense Rank

- (R) Points per Game Differential
- (S) Net Yards per Game Differential





### NFL / TOTAL OFFENSE

| Rank | Team            | Total | Rushing | Passing | Total | Rushing | Passing |
|------|-----------------|-------|---------|---------|-------|---------|---------|
| 1)   | Denver          | 7317  | 1873    | 5444    | 457.3 | 117.1   | 340.3   |
| 2)   | Philadelphia    | 6676  | 2566    | 4110    | 417.3 | 160.4   | 256.9   |
| 3)   | Green Bay       | 6404  | 2136    | 4268    | 400.3 | 133.5   | 266.8   |
| 4)   | New Orleans     | 6391  | 1473    | 4918    | 399.4 | 92.1    | 307.4   |
| 5)   | San Diego       | 6293  | 1965    | 4328    | 393.3 | 122.8   | 270.5   |
| 6)   | Detroit         | 6274  | 1792    | 4482    | 392.1 | 112.0   | 280.1   |
| 7)   | New England     | 6152  | 2065    | 4087    | 384.5 | 129.1   | 255.4   |
| 8)   | Chicago         | 6109  | 1828    | 4281    | 381.8 | 114.3   | 267.6   |
| 9)   | Washington      | 5915  | 2164    | 3751    | 369.7 | 135.3   | 234.4   |
| 10)  | Cincinnati      | 5894  | 1755    | 4139    | 368.4 | 109.7   | 258.7   |
| 11)  | Houston         | 5556  | 1743    | 3813    | 347.3 | 108.9   | 238.3   |
| 12)  | Arizona         | 5542  | 1540    | 4002    | 346.4 | 96.3    | 250.1   |
| 13)  | Minnesota       | 5508  | 2081    | 3427    | 344.3 | 130.1   | 214.2   |
| 14)  | Atlanta         | 5490  | 1247    | 4243    | 343.1 | 77.9    | 265.2   |
| 15)  | Indianapolis    | 5468  | 1743    | 3725    | 341.8 | 108.9   | 232.8   |
| 16)  | Dallas          | 5461  | 1507    | 3954    | 341.3 | 94.2    | 247.1   |
| 17)  | Seattle         | 5424  | 2188    | 3236    | 339.0 | 136.8   | 202.3   |
| 18)  | Cleveland       | 5423  | 1383    | 4040    | 338.9 | 86.4    | 252.5   |
| 19)  | Buffalo         | 5410  | 2307    | 3103    | 338.1 | 144.2   | 193.9   |
| 20)  | Pittsburgh      | 5400  | 1383    | 4017    | 337.5 | 86.4    | 251.1   |
| 21)  | Kansas City     | 5396  | 2056    | 3340    | 337.3 | 128.5   | 208.8   |
| 22)  | Tennessee       | 5390  | 1894    | 3496    | 336.9 | 118.4   | 218.5   |
| 23)  | Oakland         | 5340  | 2000    | 3340    | 333.8 | 125.0   | 208.8   |
| 24)  | San Francisco   | 5180  | 2201    | 2979    | 323.8 | 137.6   | 186.2   |
| 25)  | New York Jets   | 5090  | 2158    | 2932    | 318.1 | 134.9   | 183.3   |
| 26)  | Carolina        | 5069  | 2026    | 3043    | 316.8 | 126.6   | 190.2   |
| 27)  | Miami           | 5007  | 1440    | 3567    | 312.9 | 90.0    | 222.9   |
| 28)  | New York Giants | 4920  | 1332    | 3588    | 307.5 | 83.3    | 224.3   |
| 29)  | Baltimore       | 4918  | 1328    | 3590    | 307.4 | 83.0    | 224.4   |
| 30)  | St. Louis       | 4877  | 1752    | 3125    | 304.8 | 109.5   | 195.3   |
| 31)  | Jacksonville    | 4701  | 1260    | 3441    | 293.8 | 78.8    | 215.1   |
| 32)  | Tampa Bay       | 4432  | 1612    | 2820    | 277.0 | 100.8   | 176.3   |

### NFL / TOTAL DEFENSE

| Rank | Team            | Total | Rushing | Passing | Total | Rushing | Passing |
|------|-----------------|-------|---------|---------|-------|---------|---------|
| 1)   | Seattle         | 4378  | 1626    | 2752    | 273.6 | 101.6   | 172.0   |
| 2)   | Carolina        | 4820  | 1391    | 3429    | 301.3 | 86.9    | 214.3   |
| 3)   | Cincinnati      | 4888  | 1544    | 3344    | 305.5 | 96.5    | 209.0   |
| 4)   | New Orleans     | 4891  | 1786    | 3105    | 305.7 | 111.6   | 194.1   |
| 5)   | San Francisco   | 5071  | 1535    | 3536    | 316.9 | 95.9    | 221.0   |
| 6)   | Arizona         | 5079  | 1351    | 3728    | 317.4 | 84.4    | 233.0   |
| 7)   | Houston         | 5081  | 1958    | 3123    | 317.6 | 122.4   | 195.2   |
| 8)   | New York Giants | 5316  | 1743    | 3573    | 332.3 | 108.9   | 223.3   |
| 9)   | Cleveland       | 5319  | 1781    | 3538    | 332.4 | 111.3   | 221.1   |
| 10)  | Buffalo         | 5334  | 2063    | 3271    | 333.4 | 128.9   | 204.4   |
| 11)  | New York Jets   | 5359  | 1412    | 3947    | 334.9 | 88.3    | 246.7   |
| 12)  | Baltimore       | 5368  | 1687    | 3681    | 335.5 | 105.4   | 230.1   |
| 13)  | Pittsburgh      | 5395  | 1849    | 3546    | 337.2 | 115.6   | 221.6   |
| 14)  | Tennessee       | 5407  | 1795    | 3612    | 337.9 | 112.2   | 225.8   |
| 15)  | St. Louis       | 5520  | 1646    | 3874    | 345.0 | 102.9   | 242.1   |
| 16)  | Detroit         | 5546  | 1596    | 3950    | 346.6 | 99.8    | 246.9   |
| 17)  | Tampa Bay       | 5568  | 1762    | 3806    | 348.0 | 110.1   | 237.9   |
| 18)  | Washington      | 5665  | 1769    | 3896    | 354.1 | 110.6   | 243.5   |
| 19)  | Denver          | 5696  | 1626    | 4070    | 356.0 | 101.6   | 254.4   |
| 20)  | Indianapolis    | 5713  | 2002    | 3711    | 357.1 | 125.1   | 231.9   |
| 21)  | Miami           | 5750  | 1998    | 3752    | 359.4 | 124.9   | 234.5   |
| 22)  | Oakland         | 5819  | 1727    | 4092    | 363.7 | 107.9   | 255.8   |
| 23)  | San Diego       | 5864  | 1725    | 4139    | 366.5 | 107.8   | 258.7   |
| 24)  | Kansas City     | 5885  | 1923    | 3962    | 367.8 | 120.2   | 247.6   |



|      |              |      |      |      |       |       |       |
|------|--------------|------|------|------|-------|-------|-------|
| 25)  | Green Bay    | 5956 | 2000 | 3956 | 372.3 | 125.0 | 247.3 |
| 26)  | New England  | 5969 | 2145 | 3824 | 373.1 | 134.1 | 239.0 |
| 27t) | Jacksonville | 6070 | 2108 | 3962 | 379.4 | 131.8 | 247.6 |
| 27t) | Atlanta      | 6070 | 2173 | 3897 | 379.4 | 135.8 | 243.6 |
| 29)  | Philadelphia | 6307 | 1671 | 4636 | 394.2 | 104.4 | 289.8 |
| 30)  | Chicago      | 6313 | 2583 | 3730 | 394.6 | 161.4 | 233.1 |
| 31)  | Minnesota    | 6365 | 1767 | 4598 | 397.8 | 110.4 | 287.4 |
| 32)  | Dallas       | 6645 | 2056 | 4589 | 415.3 | 128.5 | 286.8 |

**NFL / TAKE-AWAYS, GIVE-AWAYS**

| Rank | Team            | TAKE-AWAYS |            |            | GIVE-AWAYS |            |            | Net Diff   |
|------|-----------------|------------|------------|------------|------------|------------|------------|------------|
|      |                 | Int        | Fum        | Total      | Int        | Fum        | Total      |            |
| 1)   | Seattle         | 28         | 11         | 39         | 9          | 10         | 19         | = +20      |
| 2)   | Kansas City     | 21         | 15         | 36         | 8          | 10         | 18         | = +18      |
| 3)   | Indianapolis    | 15         | 12         | 27         | 10         | 4          | 14         | = +13      |
| 4t)  | Philadelphia    | 19         | 12         | 31         | 9          | 10         | 19         | = +12      |
| 4t)  | San Francisco   | 18         | 12         | 30         | 8          | 10         | 18         | = +12      |
| 6)   | Carolina        | 20         | 10         | 30         | 13         | 6          | 19         | = +11      |
| 7)   | Tampa Bay       | 21         | 10         | 31         | 12         | 9          | 21         | = +10      |
| 8)   | New England     | 17         | 12         | 29         | 11         | 9          | 20         | = +9       |
| 9t)  | Dallas          | 15         | 13         | 28         | 12         | 8          | 20         | = +8       |
| 9t)  | St. Louis       | 14         | 15         | 29         | 11         | 10         | 21         | = +8       |
| 11)  | Chicago         | 19         | 9          | 28         | 13         | 10         | 23         | = +5       |
| 12)  | Buffalo         | 23         | 7          | 30         | 15         | 12         | 27         | = +3       |
| 13)  | Cincinnati      | 20         | 11         | 31         | 20         | 10         | 30         | = +1       |
| 14t) | Denver          | 17         | 9          | 26         | 10         | 16         | 26         | = 0        |
| 14t) | Tennessee       | 13         | 12         | 25         | 16         | 9          | 25         | = 0        |
| 14t) | New Orleans     | 12         | 7          | 19         | 12         | 7          | 19         | = 0        |
| 17)  | Arizona         | 20         | 10         | 30         | 22         | 9          | 31         | = -1       |
| 18)  | Miami           | 18         | 6          | 24         | 19         | 7          | 26         | = -2       |
| 19)  | Green Bay       | 11         | 11         | 22         | 16         | 9          | 25         | = -3       |
| 20t) | Pittsburgh      | 10         | 10         | 20         | 14         | 10         | 24         | = -4       |
| 20t) | San Diego       | 11         | 6          | 17         | 11         | 10         | 21         | = -4       |
| 22)  | Baltimore       | 16         | 8          | 24         | 23         | 6          | 29         | = -5       |
| 23)  | Jacksonville    | 11         | 10         | 21         | 21         | 6          | 27         | = -6       |
| 24)  | Atlanta         | 10         | 11         | 21         | 17         | 11         | 28         | = -7       |
| 25t) | Cleveland       | 14         | 7          | 21         | 20         | 9          | 29         | = -8       |
| 25t) | Washington      | 16         | 10         | 26         | 19         | 15         | 34         | = -8       |
| 27)  | Oakland         | 9          | 13         | 22         | 20         | 11         | 31         | = -9       |
| 28t) | Detroit         | 15         | 7          | 22         | 19         | 15         | 34         | = -12      |
| 28t) | Minnesota       | 12         | 8          | 20         | 19         | 13         | 32         | = -12      |
| 30)  | New York Jets   | 13         | 2          | 15         | 22         | 7          | 29         | = -14      |
| 31)  | New York Giants | 17         | 12         | 29         | 29         | 15         | 44         | = -15      |
| 32)  | Houston         | 7          | 4          | 11         | 22         | 9          | 31         | = -20      |
|      | <b>Totals</b>   | <b>502</b> | <b>312</b> | <b>814</b> | <b>502</b> | <b>312</b> | <b>814</b> | <b>= 0</b> |

**NFL / TEAM/OFFENSE INSIDE THE 20**

| Rank | Team          | Poss | Pts | TD | TD%  | FG | Score | Score% |
|------|---------------|------|-----|----|------|----|-------|--------|
| 1)   | Denver        | 67   | 393 | 51 | 76.1 | 12 | 63    | 94.0   |
| 2)   | Cincinnati    | 46   | 251 | 34 | 73.9 | 5  | 39    | 84.8   |
| 3)   | Dallas        | 51   | 281 | 35 | 68.6 | 12 | 47    | 92.2   |
| 4)   | Detroit       | 56   | 284 | 35 | 62.5 | 13 | 48    | 85.7   |
| 5)   | Oakland       | 42   | 205 | 25 | 59.5 | 10 | 35    | 83.3   |
| 6)   | Chicago       | 60   | 303 | 35 | 58.3 | 18 | 53    | 88.3   |
| 7)   | Carolina      | 50   | 242 | 29 | 58.0 | 13 | 42    | 84.0   |
| 8)   | Kansas City   | 57   | 270 | 33 | 57.9 | 13 | 46    | 80.7   |
| 9)   | Tennessee     | 49   | 247 | 28 | 57.1 | 17 | 45    | 91.8   |
| 10)  | Miami         | 46   | 226 | 26 | 56.5 | 15 | 41    | 89.1   |
| 11)  | San Francisco | 55   | 274 | 31 | 56.4 | 19 | 50    | 90.9   |
| 12t) | New Orleans   | 57   | 271 | 32 | 56.1 | 16 | 48    | 84.2   |
| 12t) | Seattle       | 57   | 284 | 32 | 56.1 | 20 | 52    | 91.2   |
| 14)  | Indianapolis  | 50   | 250 | 28 | 56.0 | 17 | 45    | 90.0   |



|      |                 |    |     |    |      |    |    |      |
|------|-----------------|----|-----|----|------|----|----|------|
| 15)  | New England     | 65 | 316 | 36 | 55.4 | 21 | 57 | 87.7 |
| 16)  | Cleveland       | 36 | 164 | 19 | 52.8 | 10 | 29 | 80.6 |
| 17)  | Pittsburgh      | 53 | 259 | 28 | 52.8 | 21 | 49 | 92.5 |
| 18)  | Philadelphia    | 57 | 259 | 30 | 52.6 | 17 | 47 | 82.5 |
| 19)  | Minnesota       | 48 | 221 | 25 | 52.1 | 16 | 41 | 85.4 |
| 20t) | Arizona         | 50 | 227 | 26 | 52.0 | 16 | 42 | 84.0 |
| 20t) | Washington      | 50 | 223 | 26 | 52.0 | 15 | 41 | 82.0 |
| 22)  | Atlanta         | 52 | 243 | 27 | 51.9 | 18 | 45 | 86.5 |
| 23)  | Tampa Bay       | 37 | 175 | 19 | 51.4 | 14 | 33 | 89.2 |
| 24)  | St. Louis       | 49 | 228 | 25 | 51.0 | 17 | 42 | 85.7 |
| 25)  | Green Bay       | 65 | 297 | 33 | 50.8 | 23 | 56 | 86.2 |
| 26)  | San Diego       | 59 | 282 | 30 | 50.8 | 24 | 54 | 91.5 |
| 27t) | Houston         | 40 | 179 | 20 | 50.0 | 13 | 33 | 82.5 |
| 27t) | New York Jets   | 42 | 195 | 21 | 50.0 | 16 | 37 | 88.1 |
| 29)  | Buffalo         | 44 | 211 | 21 | 47.7 | 21 | 42 | 95.5 |
| 30)  | New York Giants | 36 | 162 | 17 | 47.2 | 14 | 31 | 86.1 |
| 31)  | Baltimore       | 52 | 234 | 24 | 46.2 | 21 | 45 | 86.5 |
| 32)  | Jacksonville    | 41 | 163 | 18 | 43.9 | 13 | 31 | 75.6 |

**NFL / OPPONENTS/DEFENSE INSIDE THE 20**

| Rank | Team            | Poss | Pts | TD | TD%  | FG | Score | Score% |
|------|-----------------|------|-----|----|------|----|-------|--------|
| 1)   | Seattle         | 36   | 132 | 13 | 36.1 | 14 | 27    | 75.0   |
| 2)   | Detroit         | 42   | 161 | 16 | 38.1 | 17 | 33    | 78.6   |
| 3)   | Carolina        | 41   | 171 | 17 | 41.5 | 17 | 34    | 82.9   |
| 4)   | New York Jets   | 49   | 211 | 22 | 44.9 | 19 | 41    | 83.7   |
| 5)   | Miami           | 56   | 251 | 26 | 46.4 | 23 | 49    | 87.5   |
| 6)   | Buffalo         | 51   | 226 | 24 | 47.1 | 19 | 43    | 84.3   |
| 7)   | Baltimore       | 41   | 191 | 20 | 48.8 | 18 | 38    | 92.7   |
| 8t)  | Cincinnati      | 36   | 163 | 18 | 50.0 | 12 | 30    | 83.3   |
| 8t)  | Tampa Bay       | 56   | 255 | 28 | 50.0 | 20 | 48    | 85.7   |
| 10)  | Kansas City     | 37   | 172 | 19 | 51.4 | 13 | 32    | 86.5   |
| 11)  | St. Louis       | 60   | 262 | 31 | 51.7 | 15 | 46    | 76.7   |
| 12)  | Philadelphia    | 49   | 219 | 26 | 53.1 | 12 | 38    | 77.6   |
| 13)  | San Francisco   | 41   | 190 | 22 | 53.7 | 12 | 34    | 82.9   |
| 14)  | Arizona         | 48   | 226 | 26 | 54.2 | 14 | 40    | 83.3   |
| 15)  | New York Giants | 46   | 221 | 25 | 54.3 | 15 | 40    | 87.0   |
| 16)  | New England     | 50   | 238 | 28 | 56.0 | 14 | 42    | 84.0   |
| 17)  | Pittsburgh      | 55   | 274 | 31 | 56.4 | 19 | 50    | 90.9   |
| 18)  | New Orleans     | 46   | 231 | 26 | 56.5 | 16 | 42    | 91.3   |
| 19)  | Chicago         | 59   | 302 | 34 | 57.6 | 21 | 55    | 93.2   |
| 20)  | Indianapolis    | 41   | 198 | 24 | 58.5 | 10 | 34    | 82.9   |
| 21)  | Atlanta         | 57   | 293 | 34 | 59.6 | 19 | 53    | 93.0   |
| 22)  | Oakland         | 62   | 310 | 37 | 59.7 | 17 | 54    | 87.1   |
| 23)  | Jacksonville    | 65   | 330 | 39 | 60.0 | 19 | 58    | 89.2   |
| 24)  | Green Bay       | 57   | 287 | 35 | 61.4 | 15 | 50    | 87.7   |
| 25)  | Denver          | 60   | 307 | 37 | 61.7 | 16 | 53    | 88.3   |
| 26)  | Minnesota       | 63   | 333 | 39 | 61.9 | 20 | 59    | 93.7   |
| 27)  | San Diego       | 45   | 231 | 28 | 62.2 | 12 | 40    | 88.9   |
| 28)  | Washington      | 60   | 305 | 38 | 63.3 | 13 | 51    | 85.0   |
| 29t) | Cleveland       | 50   | 267 | 32 | 64.0 | 14 | 46    | 92.0   |
| 29t) | Tennessee       | 50   | 268 | 32 | 64.0 | 15 | 47    | 94.0   |
| 31)  | Dallas          | 62   | 331 | 40 | 64.5 | 17 | 57    | 91.9   |
| 32)  | Houston         | 48   | 263 | 32 | 66.7 | 13 | 45    | 93.8   |



**NFL / OFFENSE/TEAMS: FIRST DOWNS, THIRD DOWNS, FOURTH DOWNS**

| Rank | Team            | FIRST DOWNS  |             |             |            | THIRD DOWNS |             |             | FOURTH DOWNS |            |             |
|------|-----------------|--------------|-------------|-------------|------------|-------------|-------------|-------------|--------------|------------|-------------|
|      |                 | Total        | Rush        | Pass        | Pen        | Made        | Att         | Pct         | Made         | Att        | Pct         |
| 1)   | Denver          | 435          | 107         | 293         | 35         | 95          | 205         | 46.3        | 8            | 9          | 88.9        |
| 2)   | New England     | 378          | 110         | 225         | 43         | 83          | 221         | 37.6        | 7            | 15         | 46.7        |
| 3)   | San Diego       | 373          | 104         | 230         | 39         | 101         | 206         | 49.0        | 5            | 6          | 83.3        |
| 4)   | New Orleans     | 359          | 87          | 244         | 28         | 97          | 221         | 43.9        | 9            | 19         | 47.4        |
| 5)   | Philadelphia    | 355          | 133         | 197         | 25         | 83          | 213         | 39.0        | 7            | 14         | 50.0        |
| 6)   | Green Bay       | 351          | 119         | 201         | 31         | 89          | 216         | 41.2        | 9            | 13         | 69.2        |
| 7)   | Detroit         | 350          | 106         | 221         | 23         | 95          | 221         | 43.0        | 5            | 14         | 35.7        |
| 8)   | Chicago         | 344          | 102         | 215         | 27         | 83          | 197         | 42.1        | 8            | 13         | 61.5        |
| 9t)  | Cincinnati      | 330          | 101         | 205         | 24         | 92          | 225         | 40.9        | 12           | 21         | 57.1        |
| 9t)  | Atlanta         | 330          | 64          | 227         | 39         | 89          | 207         | 43.0        | 6            | 14         | 42.9        |
| 11t) | Arizona         | 329          | 84          | 205         | 40         | 74          | 210         | 35.2        | 5            | 9          | 55.6        |
| 11t) | Washington      | 329          | 112         | 198         | 19         | 95          | 235         | 40.4        | 6            | 20         | 30.0        |
| 13)  | Dallas          | 325          | 80          | 213         | 32         | 63          | 180         | 35.0        | 4            | 6          | 66.7        |
| 14)  | Kansas City     | 323          | 110         | 179         | 34         | 74          | 213         | 34.7        | 4            | 11         | 36.4        |
| 15)  | Carolina        | 319          | 122         | 169         | 28         | 91          | 208         | 43.8        | 10           | 13         | 76.9        |
| 16)  | Indianapolis    | 318          | 88          | 191         | 39         | 80          | 213         | 37.6        | 3            | 10         | 30.0        |
| 17)  | Pittsburgh      | 312          | 81          | 207         | 24         | 82          | 216         | 38.0        | 9            | 15         | 60.0        |
| 18)  | Tennessee       | 311          | 103         | 172         | 36         | 94          | 227         | 41.4        | 11           | 17         | 64.7        |
| 19)  | Minnesota       | 309          | 106         | 173         | 30         | 78          | 214         | 36.4        | 10           | 19         | 52.6        |
| 20t) | Houston         | 307          | 90          | 198         | 19         | 83          | 231         | 35.9        | 6            | 17         | 35.3        |
| 20t) | Seattle         | 307          | 116         | 160         | 31         | 76          | 204         | 37.3        | 6            | 11         | 54.5        |
| 22t) | Buffalo         | 301          | 113         | 149         | 39         | 83          | 244         | 34.0        | 4            | 14         | 28.6        |
| 22t) | Cleveland       | 301          | 77          | 200         | 24         | 83          | 237         | 35.0        | 14           | 31         | 45.2        |
| 24)  | Baltimore       | 295          | 68          | 189         | 38         | 92          | 253         | 36.4        | 6            | 16         | 37.5        |
| 25)  | San Francisco   | 286          | 115         | 148         | 23         | 77          | 211         | 36.5        | 7            | 11         | 63.6        |
| 26)  | St. Louis       | 282          | 82          | 165         | 35         | 73          | 212         | 34.4        | 6            | 18         | 33.3        |
| 27t) | New York Jets   | 280          | 105         | 154         | 21         | 90          | 231         | 39.0        | 1            | 8          | 12.5        |
| 27t) | New York Giants | 280          | 77          | 176         | 27         | 69          | 211         | 32.7        | 6            | 12         | 50.0        |
| 29)  | Miami           | 278          | 61          | 205         | 12         | 76          | 217         | 35.0        | 3            | 12         | 25.0        |
| 30)  | Oakland         | 275          | 90          | 168         | 17         | 78          | 223         | 35.0        | 7            | 12         | 58.3        |
| 31)  | Jacksonville    | 271          | 71          | 176         | 24         | 70          | 225         | 31.1        | 13           | 30         | 43.3        |
| 32)  | Tampa Bay       | 269          | 75          | 157         | 37         | 69          | 221         | 31.2        | 8            | 22         | 36.4        |
|      | <b>Totals</b>   | <b>10212</b> | <b>3059</b> | <b>6210</b> | <b>943</b> | <b>2657</b> | <b>6968</b> | <b>38.1</b> | <b>225</b>   | <b>472</b> | <b>47.7</b> |

**NFL / DEFENSE/OPPONENTS: FIRST DOWNS, THIRD DOWNS, FOURTH DOWNS**

| Rank | Team            | FIRST DOWNS |      |      |     | THIRD DOWNS |     |      | FOURTH DOWNS |     |      |
|------|-----------------|-------------|------|------|-----|-------------|-----|------|--------------|-----|------|
|      |                 | Total       | Rush | Pass | Pen | Made        | Att | Pct  | Made         | Att | Pct  |
| 1)   | New Orleans     | 274         | 82   | 168  | 24  | 69          | 199 | 34.7 | 4            | 12  | 33.3 |
| 2)   | Carolina        | 278         | 70   | 178  | 30  | 76          | 212 | 35.8 | 3            | 11  | 27.3 |
| 3t)  | Cincinnati      | 282         | 72   | 178  | 32  | 74          | 225 | 32.9 | 5            | 16  | 31.3 |
| 3t)  | Houston         | 282         | 88   | 158  | 36  | 75          | 217 | 34.6 | 3            | 8   | 37.5 |
| 3t)  | Seattle         | 282         | 83   | 156  | 43  | 76          | 216 | 35.2 | 4            | 11  | 36.4 |
| 6t)  | Baltimore       | 284         | 79   | 176  | 29  | 78          | 233 | 33.5 | 8            | 14  | 57.1 |
| 6t)  | San Francisco   | 284         | 77   | 181  | 26  | 76          | 223 | 34.1 | 10           | 23  | 43.5 |
| 8)   | Detroit         | 290         | 62   | 197  | 31  | 64          | 211 | 30.3 | 9            | 12  | 75.0 |
| 9)   | New York Jets   | 293         | 68   | 198  | 27  | 85          | 231 | 36.8 | 7            | 18  | 38.9 |
| 10t) | Kansas City     | 303         | 88   | 189  | 26  | 78          | 229 | 34.1 | 9            | 18  | 50.0 |
| 10t) | Pittsburgh      | 303         | 106  | 174  | 23  | 91          | 230 | 39.6 | 9            | 20  | 45.0 |
| 12)  | Buffalo         | 308         | 98   | 170  | 40  | 91          | 245 | 37.1 | 4            | 10  | 40.0 |
| 13)  | Arizona         | 309         | 68   | 208  | 33  | 78          | 221 | 35.3 | 6            | 16  | 37.5 |
| 14)  | Indianapolis    | 319         | 101  | 191  | 27  | 79          | 210 | 37.6 | 10           | 19  | 52.6 |
| 15)  | Tampa Bay       | 324         | 95   | 190  | 39  | 80          | 204 | 39.2 | 8            | 14  | 57.1 |
| 16)  | Atlanta         | 326         | 102  | 196  | 28  | 96          | 209 | 45.9 | 7            | 11  | 63.6 |
| 17t) | Miami           | 327         | 114  | 192  | 21  | 91          | 238 | 38.2 | 8            | 15  | 53.3 |
| 17t) | San Diego       | 327         | 98   | 208  | 21  | 70          | 180 | 38.9 | 6            | 13  | 46.2 |
| 17t) | New York Giants | 327         | 101  | 198  | 28  | 93          | 232 | 40.1 | 4            | 15  | 26.7 |
| 20)  | Cleveland       | 328         | 103  | 197  | 28  | 109         | 244 | 44.7 | 4            | 9   | 44.4 |
| 21t) | Tennessee       | 329         | 108  | 191  | 30  | 69          | 201 | 34.3 | 7            | 11  | 63.6 |



|                   |              |             |             |            |             |             |             |            |            |             |
|-------------------|--------------|-------------|-------------|------------|-------------|-------------|-------------|------------|------------|-------------|
| 21t) Washington   | 329          | 102         | 204         | 23         | 66          | 194         | 34.0        | 12         | 17         | 70.6        |
| 23t) Oakland      | 330          | 100         | 202         | 28         | 91          | 211         | 43.1        | 2          | 6          | 33.3        |
| 23t) Green Bay    | 330          | 116         | 190         | 24         | 78          | 204         | 38.2        | 10         | 17         | 58.8        |
| 25) St. Louis     | 337          | 87          | 203         | 47         | 78          | 201         | 38.8        | 9          | 16         | 56.3        |
| 26) New England   | 338          | 110         | 208         | 20         | 98          | 232         | 42.2        | 4          | 21         | 19.0        |
| 27) Denver        | 339          | 90          | 208         | 41         | 83          | 218         | 38.1        | 4          | 15         | 26.7        |
| 28t) Jacksonville | 353          | 121         | 200         | 32         | 96          | 226         | 42.5        | 9          | 12         | 75.0        |
| 28t) Chicago      | 353          | 147         | 184         | 22         | 83          | 200         | 41.5        | 12         | 16         | 75.0        |
| 30t) Minnesota    | 368          | 101         | 247         | 20         | 102         | 231         | 44.2        | 11         | 18         | 61.1        |
| 30t) Philadelphia | 368          | 100         | 239         | 29         | 93          | 231         | 40.3        | 8          | 20         | 40.0        |
| 32) Dallas        | 388          | 122         | 231         | 35         | 91          | 210         | 43.3        | 9          | 18         | 50.0        |
| <b>Totals</b>     | <b>10212</b> | <b>3059</b> | <b>6210</b> | <b>943</b> | <b>2657</b> | <b>6968</b> | <b>38.1</b> | <b>225</b> | <b>472</b> | <b>47.7</b> |

**NFL / FIRST-DOWN PLAYS BY TEAMS**

| Rank | Team            | Yds/Play    | Plays        | Yards        |
|------|-----------------|-------------|--------------|--------------|
| 1)   | Philadelphia    | 6.83        | 488          | 3332         |
| 2)   | Denver          | 6.20        | 556          | 3449         |
| 3)   | Chicago         | 6.02        | 471          | 2835         |
| 4)   | New Orleans     | 6.01        | 485          | 2915         |
| 5)   | New England     | 5.77        | 525          | 3028         |
| 6)   | Dallas          | 5.75        | 458          | 2632         |
| 7)   | Seattle         | 5.69        | 439          | 2498         |
| 8)   | Cleveland       | 5.68        | 459          | 2606         |
| 9)   | Oakland         | 5.63        | 434          | 2443         |
| 10)  | San Diego       | 5.61        | 488          | 2740         |
| 11)  | Green Bay       | 5.48        | 482          | 2643         |
| 12)  | San Francisco   | 5.44        | 424          | 2305         |
| 13)  | Minnesota       | 5.43        | 451          | 2449         |
| 14)  | Pittsburgh      | 5.38        | 452          | 2432         |
| 15)  | Indianapolis    | 5.37        | 449          | 2412         |
| 16)  | Kansas City     | 5.31        | 466          | 2476         |
| 17)  | Detroit         | 5.30        | 495          | 2623         |
| 18)  | Washington      | 5.22        | 488          | 2545         |
| 19)  | Arizona         | 5.19        | 470          | 2439         |
| 20)  | St. Louis       | 5.17        | 421          | 2175         |
| 21)  | Cincinnati      | 5.13        | 476          | 2441         |
| 22)  | New York Giants | 5.12        | 439          | 2246         |
| 23)  | Tennessee       | 5.10        | 445          | 2269         |
| 24)  | Carolina        | 4.99        | 442          | 2207         |
| 25)  | Houston         | 4.81        | 475          | 2285         |
| 26)  | Jacksonville    | 4.79        | 433          | 2075         |
| 27)  | Atlanta         | 4.78        | 456          | 2178         |
| 28)  | Miami           | 4.73        | 433          | 2050         |
| 29)  | New York Jets   | 4.73        | 441          | 2085         |
| 30)  | Tampa Bay       | 4.72        | 415          | 1958         |
| 31)  | Buffalo         | 4.67        | 477          | 2227         |
| 32)  | Baltimore       | 4.59        | 463          | 2126         |
|      | <b>TOTAL</b>    | <b>5.35</b> | <b>14796</b> | <b>79124</b> |

**NFL / FIRST-DOWN PLAYS BY OPPONENTS**

| Rank | Team            | Yds/Play | Plays | Yards |
|------|-----------------|----------|-------|-------|
| 1)   | Cincinnati      | 4.31     | 442   | 1907  |
| 2)   | Cleveland       | 4.51     | 474   | 2140  |
| 3)   | Seattle         | 4.69     | 435   | 2042  |
| 4)   | Tampa Bay       | 4.73     | 459   | 2171  |
| 5)   | Denver          | 4.78     | 487   | 2328  |
| 6)   | New Orleans     | 4.81     | 415   | 1996  |
| 7)   | Kansas City     | 4.83     | 464   | 2242  |
| 8)   | New York Giants | 4.85     | 481   | 2335  |
| 9)   | New York Jets   | 4.89     | 445   | 2176  |
| 10)  | Arizona         | 4.97     | 460   | 2288  |





|     |               |             |              |              |
|-----|---------------|-------------|--------------|--------------|
| 11) | Miami         | 4.99        | 481          | 2401         |
| 12) | Carolina      | 5.04        | 426          | 2149         |
| 13) | Houston       | 5.12        | 424          | 2170         |
| 14) | Tennessee     | 5.17        | 470          | 2431         |
| 15) | Oakland       | 5.30        | 463          | 2456         |
| 16) | Minnesota     | 5.31        | 509          | 2703         |
| 17) | San Francisco | 5.34        | 438          | 2338         |
| 18) | Baltimore     | 5.38        | 447          | 2403         |
| 19) | Indianapolis  | 5.39        | 455          | 2451         |
| 20) | St. Louis     | 5.41        | 467          | 2528         |
| 21) | Buffalo       | 5.43        | 472          | 2564         |
| 22) | Philadelphia  | 5.49        | 516          | 2832         |
| 23) | New England   | 5.56        | 489          | 2719         |
| 24) | Jacksonville  | 5.63        | 487          | 2741         |
| 25) | Green Bay     | 5.66        | 456          | 2582         |
| 26) | Pittsburgh    | 5.85        | 445          | 2603         |
| 27) | Atlanta       | 5.86        | 442          | 2590         |
| 28) | Washington    | 6.03        | 463          | 2794         |
| 29) | Dallas        | 6.20        | 515          | 3191         |
| 30) | Chicago       | 6.33        | 477          | 3020         |
| 31) | Detroit       | 6.39        | 441          | 2819         |
| 32) | San Diego     | 6.68        | 451          | 3014         |
|     | <b>TOTAL</b>  | <b>5.35</b> | <b>14796</b> | <b>79124</b> |

**NFL / KICKOFFS (Receiving Team)**

| Rank | Team            | TotKO       | AdjKO       | TB          | TB%         | EZ          | EZ%         | OB        | I20        | Avg.Start   |
|------|-----------------|-------------|-------------|-------------|-------------|-------------|-------------|-----------|------------|-------------|
| 1)   | Minnesota       | 98          | 94          | 30          | 31.9        | 59          | 60.2        | 1         | 9          | 27.2        |
| 2)   | Kansas City     | 71          | 71          | 27          | 38.0        | 49          | 69.0        | 0         | 14         | 26.3        |
| 3)   | Baltimore       | 80          | 79          | 33          | 41.8        | 61          | 76.3        | 2         | 9          | 24.4        |
| 4)   | Chicago         | 100         | 95          | 27          | 28.4        | 67          | 67.0        | 0         | 24         | 24.2        |
| 5)   | Cincinnati      | 74          | 72          | 32          | 44.4        | 54          | 73.0        | 0         | 11         | 23.2        |
| 6)   | Dallas          | 89          | 85          | 40          | 47.1        | 68          | 76.4        | 1         | 13         | 23.1        |
| 7)   | Seattle         | 65          | 60          | 31          | 51.7        | 47          | 72.3        | 0         | 10         | 23.0        |
| 8)   | Pittsburgh      | 86          | 81          | 39          | 48.1        | 62          | 72.1        | 1         | 11         | 22.7        |
| 9)   | Jacksonville    | 96          | 94          | 52          | 55.3        | 81          | 84.4        | 2         | 10         | 22.5        |
| 10)  | Detroit         | 89          | 85          | 51          | 60.0        | 73          | 82.0        | 0         | 13         | 22.3        |
| 11)  | Tennessee       | 84          | 81          | 38          | 46.9        | 66          | 78.6        | 1         | 15         | 22.2        |
| 12)  | New York Jets   | 91          | 88          | 44          | 50.0        | 70          | 76.9        | 1         | 15         | 22.1        |
| 13)  | Cleveland       | 87          | 84          | 44          | 52.4        | 69          | 79.3        | 1         | 14         | 22.1        |
| 14)  | Denver          | 85          | 82          | 42          | 51.2        | 69          | 81.2        | 2         | 14         | 22.0        |
| 15)  | San Francisco   | 65          | 60          | 30          | 50.0        | 50          | 76.9        | 1         | 9          | 21.9        |
| 16)  | Houston         | 93          | 91          | 40          | 44.0        | 82          | 88.2        | 2         | 22         | 21.9        |
| 17)  | New England     | 77          | 74          | 35          | 47.3        | 61          | 79.2        | 0         | 15         | 21.9        |
| 18)  | Green Bay       | 91          | 84          | 45          | 53.6        | 65          | 71.4        | 3         | 14         | 21.8        |
| 19)  | Philadelphia    | 87          | 83          | 48          | 57.8        | 71          | 81.6        | 0         | 9          | 21.8        |
| 20)  | New York Giants | 85          | 81          | 40          | 49.4        | 65          | 76.5        | 1         | 16         | 21.6        |
| 21)  | Indianapolis    | 77          | 75          | 32          | 42.7        | 63          | 81.8        | 0         | 15         | 21.5        |
| 22)  | New Orleans     | 73          | 68          | 47          | 69.1        | 58          | 79.5        | 0         | 8          | 21.2        |
| 23)  | Washington      | 97          | 97          | 45          | 46.4        | 68          | 70.1        | 1         | 19         | 21.1        |
| 24)  | San Diego       | 77          | 76          | 42          | 55.3        | 64          | 83.1        | 2         | 13         | 21.0        |
| 25)  | Tampa Bay       | 88          | 84          | 51          | 60.7        | 76          | 86.4        | 0         | 10         | 20.9        |
| 26)  | Atlanta         | 95          | 92          | 65          | 70.7        | 85          | 89.5        | 0         | 10         | 20.7        |
| 27)  | Buffalo         | 85          | 85          | 61          | 71.8        | 78          | 91.8        | 1         | 9          | 20.7        |
| 28)  | Carolina        | 67          | 64          | 36          | 56.3        | 57          | 85.1        | 0         | 12         | 20.7        |
| 29)  | St. Louis       | 78          | 76          | 39          | 51.3        | 65          | 83.3        | 1         | 14         | 20.6        |
| 30)  | Miami           | 83          | 83          | 40          | 48.2        | 66          | 79.5        | 1         | 20         | 20.6        |
| 31)  | Oakland         | 95          | 91          | 38          | 41.8        | 81          | 85.3        | 1         | 22         | 20.5        |
| 32)  | Arizona         | 76          | 71          | 45          | 63.4        | 60          | 78.9        | 0         | 11         | 20.3        |
|      | <b>Totals</b>   | <b>2684</b> | <b>2586</b> | <b>1309</b> | <b>50.6</b> | <b>2110</b> | <b>81.6</b> | <b>26</b> | <b>430</b> | <b>22.1</b> |



Note: Average opponent drive start DOES NOT include onside kicks or kickoffs at the end of a half unless either kickoff is returned for a touchdown. All other kickoffs (returned kickoffs, fair catches, touchback and kickoffs out of bounds) are included. Kickoffs resulting in the kicking team retaining possession are not included.

ADJ KO: Adjusted kickoffs are used to compute the Avg. Team Drive Start.

I20: The number of drives that start inside (not including) the 20 yd line.

**NFL / KICKOFFS (Kicking Team)**

| Rank | Team            | TotKO       | AdjKO       | TB          | TB%         | EZ          | EZ%         | OB        | I20        | Avg.Start   |
|------|-----------------|-------------|-------------|-------------|-------------|-------------|-------------|-----------|------------|-------------|
| 1)   | Tampa Bay       | 69          | 64          | 41          | 64.1        | 57          | 82.6        | 1         | 16         | 19.4        |
| 2)   | Jacksonville    | 63          | 61          | 36          | 59.0        | 57          | 90.5        | 1         | 15         | 19.6        |
| 3)   | St. Louis       | 81          | 77          | 52          | 67.5        | 74          | 91.4        | 2         | 14         | 20.1        |
| 4)   | Carolina        | 82          | 81          | 63          | 77.8        | 76          | 92.7        | 0         | 8          | 20.2        |
| 5)   | New England     | 99          | 97          | 65          | 67.0        | 84          | 84.8        | 1         | 14         | 20.6        |
| 6)   | Seattle         | 94          | 92          | 48          | 52.2        | 83          | 88.3        | 1         | 20         | 20.8        |
| 7)   | San Francisco   | 92          | 90          | 38          | 42.2        | 65          | 70.7        | 0         | 22         | 21.0        |
| 8)   | Atlanta         | 79          | 72          | 50          | 69.4        | 64          | 81.0        | 0         | 6          | 21.0        |
| 9)   | New Orleans     | 87          | 84          | 52          | 61.9        | 73          | 83.9        | 0         | 11         | 21.2        |
| 10)  | Miami           | 75          | 74          | 38          | 51.4        | 64          | 85.3        | 1         | 15         | 21.3        |
| 11)  | Dallas          | 93          | 91          | 52          | 57.1        | 72          | 77.4        | 0         | 12         | 21.4        |
| 12)  | New York Giants | 71          | 68          | 35          | 51.5        | 53          | 74.6        | 0         | 16         | 21.5        |
| 13)  | Kansas City     | 92          | 91          | 47          | 51.6        | 77          | 83.7        | 2         | 14         | 21.6        |
| 14)  | Cleveland       | 73          | 68          | 42          | 61.8        | 60          | 82.2        | 0         | 10         | 21.7        |
| 15)  | Denver          | 115         | 113         | 81          | 71.7        | 107         | 93.0        | 1         | 12         | 21.9        |
| 16)  | New York Jets   | 73          | 70          | 30          | 42.9        | 52          | 71.2        | 0         | 14         | 21.9        |
| 17)  | Oakland         | 74          | 65          | 38          | 58.5        | 49          | 66.2        | 1         | 8          | 22.0        |
| 18)  | Indianapolis    | 88          | 85          | 41          | 48.2        | 73          | 83.0        | 2         | 18         | 22.1        |
| 19)  | Arizona         | 87          | 85          | 33          | 38.8        | 71          | 81.6        | 0         | 13         | 22.2        |
| 20)  | Houston         | 68          | 67          | 29          | 43.3        | 55          | 80.9        | 0         | 12         | 22.5        |
| 21)  | Baltimore       | 82          | 80          | 42          | 52.5        | 66          | 80.5        | 1         | 7          | 22.6        |
| 22)  | Detroit         | 84          | 83          | 45          | 54.2        | 71          | 84.5        | 3         | 13         | 22.7        |
| 23)  | Buffalo         | 83          | 81          | 34          | 42.0        | 63          | 75.9        | 0         | 19         | 22.7        |
| 24)  | San Diego       | 92          | 91          | 18          | 19.8        | 75          | 81.5        | 1         | 17         | 22.8        |
| 25)  | Tennessee       | 83          | 77          | 32          | 41.6        | 61          | 73.5        | 1         | 8          | 23.2        |
| 26)  | Chicago         | 90          | 84          | 38          | 45.2        | 59          | 65.6        | 1         | 16         | 23.3        |
| 27)  | Cincinnati      | 86          | 84          | 32          | 38.1        | 65          | 75.6        | 1         | 9          | 23.4        |
| 28)  | Washington      | 72          | 68          | 22          | 32.4        | 40          | 55.6        | 0         | 15         | 24.0        |
| 29)  | Pittsburgh      | 86          | 82          | 24          | 29.3        | 45          | 52.3        | 3         | 16         | 24.3        |
| 30)  | Philadelphia    | 90          | 87          | 37          | 42.5        | 63          | 70.0        | 0         | 15         | 24.3        |
| 31)  | Minnesota       | 88          | 85          | 44          | 51.8        | 73          | 83.0        | 1         | 10         | 24.4        |
| 32)  | Green Bay       | 93          | 89          | 30          | 33.7        | 63          | 67.7        | 1         | 15         | 25.6        |
|      | <b>Totals</b>   | <b>2684</b> | <b>2586</b> | <b>1309</b> | <b>50.6</b> | <b>2110</b> | <b>81.6</b> | <b>26</b> | <b>430</b> | <b>22.1</b> |

Note: Average team drive start DOES NOT include onside kicks or kickoffs at the end of a half unless either kickoff is returned for a touchdown. All other kickoffs (returned kickoffs, fair catches, touchback and kickoffs out of bounds) are included. Kickoffs resulting in the kicking team retaining possession are not included.

ADJ KO: Adjusted kickoffs are used to compute the Avg. Team Drive Start.

I20: The number of drives that start inside (not including) the 20 yd line.

**NFL / SINGLE-GAME HIGHS / PLAYERS**

- Most Points**-- 30, Charles, K.C. at Oak., 12/15, (5 td, 0 fg, 0 xp, 0 2pt)
- Passing Yards**-- 506, Romo, Dal. vs. Denv., 10/6, (25-36, 506, 5 td, 1 int)
- Longest Pass**-- 95, Weeden, Clev. vs. Jax , 12/1, (to Gordon, Josh, td)
- Passing Touchdowns**-- 7, Manning, Denv. vs. Balt., 9/5, (27-42, 462, 7 td, 0 int)
- Passing Touchdowns**-- 7, Foles, Phil. at Oak., 11/3, (22-28, 406, 7 td, 0 int)
- Rushing Yards**-- 224, Moreno, Denv. at N.E., 11/24 (OT), (37-224, 1 td)
- Rushing Yards**-- 217, McCoy, Phil. vs. Det., 12/8, (29-217, 2 td)
- Rushing Attempts**-- 37, Moreno, Denv. at N.E., 11/24 (OT), (37-224, 1 td)
- Rushing Attempts**-- 33, Stacy, St.L. vs. T.B., 12/22, (33-104, 1 td)
- Longest Rush**-- 93, Pryor, Oak. vs. Pitt., 10/27, td
- Receptions**-- 14, (3 times in Non-Overtime Games)



**Receiving Yards**-- 329, Johnson, Det. vs. Dal., 10/27, (14-329, 1 td)  
**Kickoff Return Yards**-- 249, Hester, Chi. vs. Minn., 9/15, (5-249, 0 td)  
**Kickoff Returns**-- 8, Demps, K.C. vs. S.D., 11/24, (8-199, 0 td)  
**Kickoff Returns**-- 8, Paul, Wash. vs. K.C., 12/8, (8-179, 0 td)  
**Longest Kickoff Return**-- 109, Patterson, Minn. vs. G.B., 10/27, td  
**Punt Return Yards**-- 179, Benjamin, Clev. vs. Buff., 10/3, (7-179, 0 fc, 1 td)  
**Punt Returns**-- 7, (6 times in Non-Overtime Games)  
**Longest Punt Return**-- 98, Austin, St.L. at Ind., 11/10, td  
**Interceptions**-- 2, Ihedigbo, Balt. vs. Cin., 11/10 (OT), (2-46, 0 td)  
**Interceptions**-- 2, Cason, Ariz. at Tenn., 12/15 (OT), (2-36, 1 td)  
**Interceptions**-- 2, (31 times in Non-Overtime Games)  
**Longest Interception Return**-- 100, S. Smith, K.C. at Buff., 11/3, td  
**Sacks**-- 4.5, M. Williams, Buff. vs. Car., 9/15  
**Sacks**-- 4.5, Houston, K.C. at Phil., 9/19  
**Scrimmage Yards**-- 329, Johnson, Det. vs. Dal., 10/27, (Rush 0-0, Rec 14-329)  
**Longest Punt**-- 84, Malone, NY-J vs. T.B., 9/8  
**Punts**-- 11, (4 times in Non-Overtime Games)  
**Field Goals Made**-- 6, Tucker, Balt. at Det., 12/16, (6-6, 61 lg)  
**Longest Field Goal**-- 64, Prater, Denv. vs. Tenn., 12/8

### 300-Yard Passing Games

506, Romo, DAL vs. DEN 10/06 (25-36, 5 TD)  
488, Stafford, DET vs. DAL 10/27 (33-48, 1 TD)  
480, Rodgers, GB vs. WAS 09/15 (34-42, 4 TD)  
462, Manning, DEN vs. BAL 09/05 (27-42, 7 TD)  
450, Manning, NYG at DAL 09/08 (27-42, 4 TD)  
432, Brady, NE vs. PIT 11/03 (23-33, 4 TD)  
428, Vick, PHI vs. SD 09/15 (23-36, 2 TD)  
428, Foles, PHI at MIN 12/15 (30-48, 3 TD)  
421, Ryan, ATL vs. NE 09/29 (34-54, 2 TD)  
419, Rivers, SD at PHI 09/15 (36-47, 3 TD)  
419, Palmer, ARI at JAX 11/17 (30-42, 2 TD)  
418, Brady, NE vs. CLE 12/08 (32-52, 2 TD)  
414, Manning, DEN at DAL 10/06 (33-42, 4 TD)  
413, Brees, NO vs. MIA 09/30 (30-39, 4 TD)  
412, Kaepernick, SF vs. GB 09/08 (27-39, 3 TD)  
411, Rivers, SD at OAK 10/06 (35-48, 2 TD)  
407, Palmer, ARI vs. SF 12/29 (28-49, 2 TD)  
406, Foles, PHI at OAK 11/03 (22-28, 7 TD)  
406, Roethlisberger, PIT vs. CHI 09/22 (26-41, 2 TD)  
403, Manning, DEN at KC 12/01 (22-35, 5 TD)  
402, Fitzpatrick, TEN vs. ARI 12/15 (ot) (36-58, 4 TD)  
401, Rivers, SD vs. DAL 09/29 (35-42, 3 TD)  
400, Roethlisberger, PIT at NE 11/03 (28-48, 4 TD)  
400, Manning, DEN at HOU 12/22 (32-51, 4 TD)  
397, Manning, DEN vs. TEN 12/08 (39-59, 4 TD)  
393, Brees, NO at STL 12/15 (39-56, 1 TD)  
392, Rivers, SD at KC 11/24 (27-39, 3 TD)  
392, Brees, NO vs. DAL 11/10 (34-41, 4 TD)  
391, Campbell, CLE at NE 12/08 (29-44, 3 TD)  
386, Manning, DEN at IND 10/20 (29-49, 3 TD)  
385, Stafford, DET at WAS 09/22 (25-42, 2 TD)  
383, Roethlisberger, PIT at MIN 09/29 (36-51, 1 TD)  
382, Cassel, MIN vs. PHI 12/15 (26-35, 2 TD)  
382, Brees, NO at NYJ 11/03 (30-51, 2 TD)  
381, Brees, NO vs. TB 12/29 (24-31, 4 TD)  
381, Cousins, WAS at ATL 12/15 (29-45, 3 TD)  
374, Manning, DEN vs. OAK 09/23 (32-37, 3 TD)  
374, Ryan, ATL vs. STL 09/15 (33-43, 2 TD)  
372, Dalton, CIN at DET 10/20 (24-34, 3 TD)  
371, Brady, NE at HOU 12/01 (29-41, 2 TD)  
370, Weeden, CLE vs. JAX 12/01 (24-40, 3 TD)  
367, Roethlisberger, PIT vs. DET 11/17 (29-45, 4 TD)  
366, Dalton, CIN vs. MIN 12/22 (27-38, 4 TD)  
364, Brady, NE at MIA 12/15 (34-55, 2 TD)  
362, Flacco, BAL at DEN 09/05 (34-62, 2 TD)  
362, Stafford, DET at PIT 11/17 (19-46, 2 TD)  
362, Manning, NYG vs. DEN 09/15 (28-49, 1 TD)  
358, Cutler, CHI vs. NO 10/06 (24-33, 2 TD)  
358, Romo, DAL vs. GB 12/15 (29-48, 2 TD)  
358, Orton, DAL vs. PHI 12/29 (30-46, 2 TD)  
357, Stafford, DET vs. MIN 09/08 (28-43, 2 TD)  
357, Brees, NO vs. ATL 09/08 (26-35, 2 TD)  
357, Stafford, DET vs. CIN 10/20 (28-51, 3 TD)  
355, Schaub, HOU vs. SEA 09/29 (ot) (31-49, 2 TD)  
355, McCown, CHI at MIN 12/01 (ot) (23-36, 2 TD)  
354, Manning, DEN vs. WAS 10/27 (30-44, 4 TD)  
353, Luck, IND vs. STL 11/10 (29-47, 1 TD)



352, Bradford, STL at ATL 09/15 (32-55, 3 TD)  
352, McCown, CHI at STL 11/24 (36-47, 2 TD)  
350, Keenum, HOU vs. IND 11/03 (20-34, 3 TD)  
349, Roethlisberger, PIT vs. MIA 12/08 (23-39, 3 TD)  
348, Ryan, ATL at SF 12/23 (37-48, 2 TD)  
348, McCown, CHI vs. DAL 12/09 (27-36, 4 TD)  
347, Flacco, BAL at BUF 09/29 (25-50, 2 TD)  
346, Schaub, HOU at SD 09/09 (34-45, 3 TD)  
344, Brady, NE vs. DEN 11/24 (ot) (34-50, 3 TD)  
342, Brees, NO vs. ARI 09/22 (29-46, 3 TD)  
342, Flacco, BAL vs. GB 10/13 (20-34, 2 TD)  
341, Rivers, SD at WAS 11/03 (ot) (29-46, 2 TD)  
339, Tolzien, GB at NYG 11/17 (24-34, 0 TD)  
338, Dalton, CIN at MIA 10/31 (ot) (32-53, 0 TD)  
337, Dalton, CIN at BUF 10/13 (ot) (26-40, 3 TD)  
337, Romo, DAL vs. MIN 11/03 (34-51, 2 TD)  
334, Manning, NYG vs. PHI 10/06 (24-52, 2 TD)  
333, Rodgers, GB at SF 09/08 (21-37, 3 TD)  
332, Brees, NO vs. BUF 10/27 (26-34, 5 TD)  
331, Smith, NYJ vs. BUF 09/22 (16-29, 2 TD)  
331, Tannehill, MIA at NYJ 12/01 (28-43, 2 TD)  
331, Henne, JAX at IND 12/29 (30-51, 1 TD)  
330, Stafford, DET vs. GB 11/28 (22-35, 3 TD)  
330, Manning, DEN at SD 11/10 (25-36, 4 TD)  
329, Griffin III, WAS vs. PHI 09/09 (30-49, 2 TD)  
327, Palmer, ARI at STL 09/08 (26-40, 2 TD)  
327, Manning, DEN vs. PHI 09/29 (28-34, 4 TD)  
326, Locker, TEN vs. SF 10/20 (25-41, 2 TD)  
326, Luck, IND at CIN 12/08 (29-46, 4 TD)  
326, Griffin III, WAS vs. DET 09/22 (32-50, 0 TD)  
325, Dalton, CIN vs. NYJ 10/27 (19-30, 5 TD)  
323, Manning, DEN vs. KC 11/17 (24-40, 1 TD)  
322, Brees, NO at TB 09/15 (26-46, 1 TD)  
321, Luck, IND vs. MIA 09/15 (25-43, 1 TD)  
321, Hoyer, CLE at MIN 09/22 (30-54, 3 TD)  
320, Fitzpatrick, TEN at OAK 11/24 (30-42, 2 TD)  
320, Wilson, SEA at CAR 09/08 (25-33, 1 TD)  
320, Griffin III, WAS at GB 09/15 (26-40, 3 TD)  
319, Tannehill, MIA at IND 09/15 (23-34, 1 TD)  
319, Ryan, ATL vs. NYJ 10/07 (36-45, 2 TD)  
318, Henne, JAX vs. SD 10/20 (23-36, 0 TD)  
318, Rodgers, GB at CHI 12/29 (25-39, 2 TD)  
317, Romo, DAL at PHI 10/20 (28-47, 1 TD)  
317, Cutler, CHI at DET 09/29 (27-47, 2 TD)  
316, Brady, NE at ATL 09/29 (20-31, 2 TD)  
315, Rodgers, GB at BAL 10/13 (17-32, 1 TD)  
314, Palmer, ARI vs. IND 11/24 (26-37, 2 TD)  
313, Brees, NO vs. CAR 12/08 (30-42, 4 TD)  
312, Tannehill, MIA vs. NE 12/15 (25-37, 3 TD)  
311, Ryan, ATL at BUF 12/01 (ot) (28-47, 1 TD)  
310, Wilson, SEA vs. NO 12/02 (22-30, 3 TD)  
310, Kaepernick, SF at ARI 12/29 (21-34, 2 TD)  
310, Tannehill, MIA vs. CAR 11/24 (28-42, 1 TD)  
308, Newton, CAR at ARI 10/06 (21-39, 0 TD)  
307, Manning, DEN at NYG 09/15 (30-43, 2 TD)  
307, Tannehill, MIA vs. BAL 10/06 (21-40, 1 TD)  
305, Brees, NO vs. SF 11/17 (30-43, 1 TD)  
304, Ryan, ATL at NO 09/08 (25-38, 2 TD)  
303, Henne, JAX at DEN 10/13 (27-42, 0 TD)  
302, Palmer, ARI at PHI 12/01 (24-41, 3 TD)  
301, Ryan, ATL at ARI 10/27 (34-61, 1 TD)

#### **100-Yard Receiving Games**

329, Johnson, DET vs. DAL 10/27 (14 rec., 1 TD)  
261, Gordon, CLE vs. JAX 12/01 (10 rec., 2 TD)  
249, Jeffery, CHI at MIN 12/01 (ot) (12 rec., 2 TD)  
237, Gordon, CLE vs. PIT 11/24 (14 rec., 1 TD)  
229, A. Johnson, HOU vs. IND 11/03 (9 rec., 3 TD)  
218, Jeffery, CHI vs. NO 10/06 (10 rec., 1 TD)  
208, Boldin, SF vs. GB 09/08 (13 rec., 1 TD)  
196, A. Brown, PIT vs. CHI 09/22 (9 rec., 2 TD)  
195, Jackson, PHI at MIN 12/15 (10 rec., 1 TD)  
195, Charles, KC at OAK 12/15 (8 rec., 4 TD)  
193, Jackson, PHI vs. SD 09/15 (9 rec., 1 TD)  
193, Floyd, ARI at JAX 11/17 (6 rec., 1 TD)  
190, J. Blackmon, JAX at DEN 10/13 (14 rec., 0 TD)  
182, J. Jones, ATL vs. STL 09/15 (11 rec., 1 TD)  
180, V. Davis, SF vs. ARI 10/13 (8 rec., 2 TD)



179, J. Graham, NO at TB 09/15 (10 rec., 1 TD)  
179, Johnson, DET at PIT 11/17 (6 rec., 2 TD)  
178, J. Jones, GB vs. WAS 09/15 (11 rec., 0 TD)  
174, Decker, DEN at KC 12/01 (8 rec., 4 TD)  
172, Garcon, WAS vs. SD 11/03 (ot) (7 rec., 0 TD)  
166, T. Smith, BAL at BUF 09/29 (5 rec., 1 TD)  
165, Jackson, TB vs. ATL 11/17 (10 rec., 1 TD)  
164, Cruz, NYG at KC 09/29 (10 rec., 1 TD)  
163, Jennings, MIN vs. PHI 12/15 (11 rec., 1 TD)  
162, Green, CIN at CHI 09/08 (9 rec., 2 TD)  
161, Nelson, GB at CHI 12/29 (10 rec., 0 TD)  
161, D. Thomas, DEN vs. BAL 09/05 (5 rec., 2 TD)  
155, Hilton, IND vs. JAX 12/29 (11 rec., 0 TD)  
155, Green, CIN at DET 10/20 (6 rec., 1 TD)  
155, Johnson, DET vs. CIN 10/20 (9 rec., 2 TD)  
154, Holmes, NYJ vs. BUF 09/22 (5 rec., 1 TD)  
154, Jackson, TB at NYJ 09/08 (7 rec., 0 TD)  
154, A. Johnson, HOU at JAX 12/05 (13 rec., 0 TD)  
153, Vereen, NE vs. CLE 12/08 (12 rec., 0 TD)  
153, Bryant, DAL vs. GB 12/15 (11 rec., 1 TD)  
151, Green, CIN at BAL 11/10 (ot) (8 rec., 1 TD)  
151, Williams, DAL vs. DEN 10/06 (4 rec., 1 TD)  
151, Gordon, CLE at NE 12/08 (7 rec., 1 TD)  
150, Jackson, PHI at OAK 11/03 (5 rec., 1 TD)  
150, Decker, DEN at IND 10/20 (8 rec., 1 TD)  
150, Wright, TEN vs. ARI 12/15 (ot) (12 rec., 0 TD)  
149, Gonzalez, ATL vs. NE 09/29 (12 rec., 2 TD)  
149, Douglas, ATL vs. TB 10/20 (7 rec., 1 TD)  
149, Boldin, SF at ARI 12/29 (9 rec., 1 TD)  
147, A. Brown, PIT vs. DET 11/17 (7 rec., 2 TD)  
146, Gordon, CLE at MIN 09/22 (10 rec., 1 TD)  
146, A. Johnson, HOU at SD 09/09 (12 rec., 0 TD)  
144, Garcon, WAS vs. DAL 12/22 (11 rec., 1 TD)  
143, White, ATL at BUF 12/01 (ot) (10 rec., 0 TD)  
143, Garcon, WAS at GB 09/15 (8 rec., 1 TD)  
143, Gronkowski, NE vs. PIT 11/03 (9 rec., 1 TD)  
143, Shorts, JAX at SEA 09/22 (8 rec., 0 TD)  
142, Nicks, NYG vs. PHI 10/06 (9 rec., 0 TD)  
141, Bryant, DAL vs. DEN 10/06 (6 rec., 2 TD)  
141, Avery, KC at PHI 09/19 (7 rec., 0 TD)  
141, White, ATL at SF 12/23 (12 rec., 1 TD)  
141, Bryant, DAL at KC 09/15 (9 rec., 1 TD)  
141, Patterson, MIN at BAL 12/08 (5 rec., 1 TD)  
141, Cook, STL vs. ARI 09/08 (7 rec., 2 TD)  
140, Simpson, MIN at DET 09/08 (7 rec., 0 TD)  
140, Hilton, IND vs. SEA 10/06 (5 rec., 2 TD)  
139, Marshall, CHI vs. DET 11/10 (7 rec., 2 TD)  
139, Cooper, PHI at OAK 11/03 (5 rec., 3 TD)  
139, Edelman, NE at MIA 12/15 (13 rec., 1 TD)  
138, Austin, STL at IND 11/10 (2 rec., 2 TD)  
138, A. Brown, PIT vs. MIA 12/08 (5 rec., 1 TD)  
138, Jackson, TB at ATL 10/20 (10 rec., 2 TD)  
136, Gates, SD vs. DAL 09/29 (10 rec., 1 TD)  
136, Holmes, OAK at DAL 11/28 (7 rec., 0 TD)  
136, J. Blackmon, JAX at STL 10/06 (5 rec., 1 TD)  
136, G. Graham, HOU vs. OAK 11/17 (7 rec., 1 TD)  
135, J. Graham, NO at CHI 10/06 (10 rec., 0 TD)  
135, Witten, DAL vs. PHI 12/29 (12 rec., 0 TD)  
135, Nicks, NYG at SD 12/08 (5 rec., 0 TD)  
134, Douglas, ATL at TB 11/17 (6 rec., 1 TD)  
134, J. Graham, NO vs. ARI 09/22 (9 rec., 2 TD)  
134, Reed, WAS vs. CHI 10/20 (9 rec., 1 TD)  
133, Decker, DEN vs. OAK 09/23 (8 rec., 1 TD)  
132, Jackson, PHI at NYG 10/06 (7 rec., 1 TD)  
132, Gordon, CLE at KC 10/27 (5 rec., 1 TD)  
131, Decker, DEN at HOU 12/22 (10 rec., 2 TD)  
131, N. Washington, TEN vs. SD 09/22 (8 rec., 0 TD)  
131, Amendola, NE at MIA 12/15 (10 rec., 0 TD)  
130, Hilton, IND vs. STL 11/10 (7 rec., 0 TD)  
130, Dobson, NE vs. PIT 11/03 (5 rec., 2 TD)  
130, Streater, OAK at NYJ 12/08 (7 rec., 1 TD)  
130, Nelson, GB at SF 09/08 (7 rec., 1 TD)  
129, Garcon, WAS at ATL 12/15 (7 rec., 1 TD)  
129, Stills, NO vs. BUF 10/27 (3 rec., 2 TD)  
129, Tate, SEA vs. STL 12/29 (8 rec., 1 TD)  
128, Green, CIN at MIA 10/31 (ot) (11 rec., 0 TD)  
128, Allen, SD at WAS 11/03 (ot) (8 rec., 1 TD)  
128, Cobb, GB vs. WAS 09/15 (9 rec., 1 TD)  
127, Hartline, MIA at NYJ 12/01 (9 rec., 1 TD)





127, Gronkowski, NE at HOU 12/01 (6 rec., 1 TD)  
127, Thompkins, NE at ATL 09/29 (6 rec., 1 TD)  
127, Wallace, MIA vs. CAR 11/24 (5 rec., 1 TD)  
127, J. Jones, GB vs. DET 10/06 (4 rec., 1 TD)  
126, Gordon, CLE vs. DET 10/13 (7 rec., 0 TD)  
125, Colston, NO vs. CAR 12/08 (9 rec., 2 TD)  
125, Gordon, CLE at CIN 11/17 (5 rec., 1 TD)  
124, D. Moore, OAK at DEN 09/23 (6 rec., 1 TD)  
124, Hilton, IND vs. MIA 09/15 (6 rec., 0 TD)  
124, Gates, SD at PHI 09/15 (8 rec., 0 TD)  
124, Allen, SD at KC 11/24 (9 rec., 0 TD)  
124, Simpson, MIN vs. PIT 09/29 (7 rec., 0 TD)  
123, D. Thomas, DEN at HOU 12/22 (8 rec., 1 TD)  
123, Nelson, GB at MIN 10/27 (7 rec., 2 TD)  
122, M. Jones, CIN vs. NYJ 10/27 (8 rec., 4 TD)  
122, Little, CLE vs. BAL 11/03 (7 rec., 0 TD)  
122, Amendola, NE vs. PIT 11/03 (4 rec., 1 TD)  
122, J. Thomas, DEN at DAL 10/06 (9 rec., 2 TD)  
121, Douglas, ATL at ARI 10/27 (12 rec., 0 TD)  
121, A. Johnson, HOU vs. NE 12/01 (8 rec., 0 TD)  
121, Hilton, IND at HOU 11/03 (7 rec., 3 TD)  
121, Witten, DAL vs. DEN 10/06 (7 rec., 1 TD)  
121, D. Thomas, DEN vs. KC 11/17 (5 rec., 0 TD)  
121, T. Smith, BAL at MIA 10/06 (6 rec., 0 TD)  
121, Cameron, CLE at NE 12/08 (9 rec., 1 TD)  
120, Brown, JAX vs. SD 10/20 (5 rec., 0 TD)  
120, Matthews, MIA at TB 11/11 (11 rec., 2 TD)  
120, Cooper, PHI at TB 10/13 (4 rec., 1 TD)  
119, Garcon, WAS at MIN 11/07 (7 rec., 1 TD)  
118, Cruz, NYG at DAL 09/08 (5 rec., 3 TD)  
118, Edelman, NE at ATL 09/29 (7 rec., 0 TD)  
118, Cruz, NYG vs. DEN 09/15 (8 rec., 0 TD)  
117, V. Brown, SD at OAK 10/06 (7 rec., 0 TD)  
117, Hopkins, HOU vs. TEN 09/15 (ot) (7 rec., 1 TD)  
117, Fitzgerald, ARI at SF 10/13 (6 rec., 1 TD)  
117, Nelson, GB at NYG 11/17 (8 rec., 0 TD)  
117, N. Washington, TEN at JAX 12/22 (6 rec., 1 TD)  
117, Marshall, CHI at STL 11/24 (10 rec., 1 TD)  
117, Decker, DEN vs. TEN 12/08 (8 rec., 1 TD)  
116, A. Johnson, HOU vs. OAK 11/17 (10 rec., 0 TD)  
116, J. Graham, NO at NYJ 11/03 (9 rec., 2 TD)  
116, Johnson, DET at ARI 09/15 (6 rec., 2 TD)  
116, Burleson, DET at WAS 09/22 (6 rec., 0 TD)  
115, Green, CIN vs. NYJ 10/27 (3 rec., 0 TD)  
115, Johnson, DET at WAS 09/22 (7 rec., 1 TD)  
115, Allen, SD at OAK 10/06 (6 rec., 1 TD)  
115, Johnson, DET vs. TB 11/24 (7 rec., 0 TD)  
115, J. Jones, ATL at MIA 09/22 (9 rec., 0 TD)  
115, Wallace, MIA at IND 09/15 (9 rec., 1 TD)  
114, Jeffery, CHI vs. DET 11/10 (9 rec., 0 TD)  
114, Hunter, TEN at DEN 12/08 (4 rec., 1 TD)  
114, Hartline, MIA at CLE 09/08 (9 rec., 1 TD)  
114, McCoy, PHI vs. SD 09/15 (5 rec., 0 TD)  
114, Sproles, NO vs. MIA 09/30 (7 rec., 1 TD)  
114, Nicks, NYG at DAL 09/08 (5 rec., 0 TD)  
114, Jackson, TB vs. PHI 10/13 (9 rec., 2 TD)  
114, Gronkowski, NE at NYJ 10/20 (ot) (8 rec., 0 TD)  
113, D. Thomas, DEN at OAK 12/29 (6 rec., 2 TD)  
113, Fitzgerald, ARI vs. SF 12/29 (6 rec., 0 TD)  
113, Marshall, CHI vs. MIN 09/15 (7 rec., 1 TD)  
113, Nelson, GB at BAL 10/13 (4 rec., 1 TD)  
112, Boykin, GB vs. PHI 11/10 (8 rec., 0 TD)  
111, Johnson, BUF vs. CAR 09/15 (8 rec., 1 TD)  
110, Cruz, NYG vs. GB 11/17 (8 rec., 0 TD)  
110, J. Thomas, DEN vs. BAL 09/05 (5 rec., 2 TD)  
110, A. Johnson, HOU vs. SEA 09/29 (ot) (9 rec., 0 TD)  
110, Edelman, NE vs. DEN 11/24 (ot) (9 rec., 2 TD)  
110, Bryant, DAL at PHI 10/20 (8 rec., 0 TD)  
109, Clay, MIA at IND 09/15 (5 rec., 0 TD)  
109, Hunter, TEN at OAK 11/24 (6 rec., 1 TD)  
108, Hill, NYJ vs. BUF 09/22 (3 rec., 1 TD)  
108, Cobb, GB at SF 09/08 (7 rec., 1 TD)  
108, Cameron, CLE vs. MIA 09/08 (9 rec., 1 TD)  
108, D. Thomas, DEN at SD 11/10 (7 rec., 3 TD)  
108, J. Jones, ATL vs. NE 09/29 (6 rec., 0 TD)  
108, Underwood, TB at DET 11/24 (3 rec., 2 TD)  
107, Jeffery, CHI at DET 09/29 (5 rec., 1 TD)  
107, LaFell, CAR at MIN 10/13 (4 rec., 1 TD)  
107, Colston, NO vs. DAL 11/10 (7 rec., 1 TD)



107, Allen, SD vs. IND 10/14 (9 rec., 1 TD)  
107, Marshall, CHI at GB 11/04 (7 rec., 1 TD)  
107, Rogers, IND at CIN 12/08 (6 rec., 2 TD)  
107, Fleener, IND at TEN 11/14 (8 rec., 0 TD)  
106, Allen, SD vs. CIN 12/01 (8 rec., 0 TD)  
106, D. Thomas, DEN at KC 12/01 (3 rec., 0 TD)  
106, Tate, SEA at ATL 11/10 (6 rec., 1 TD)  
105, N. Washington, TEN vs. NYJ 09/29 (4 rec., 2 TD)  
105, Wallace, MIA vs. NE 12/15 (6 rec., 1 TD)  
105, Givens, STL at ATL 09/15 (5 rec., 0 TD)  
105, Wallace, MIA vs. BAL 10/06 (7 rec., 0 TD)  
105, A. Brown, PIT at GB 12/22 (6 rec., 0 TD)  
105, Jeffery, CHI at WAS 10/20 (4 rec., 0 TD)  
104, Marshall, CHI vs. CIN 09/08 (8 rec., 1 TD)  
104, Jackson, PHI at WAS 09/09 (7 rec., 1 TD)  
104, Amendola, NE at BUF 09/08 (10 rec., 0 TD)  
104, A. Brown, PIT vs. BUF 11/10 (6 rec., 0 TD)  
104, Floyd, ARI vs. IND 11/24 (7 rec., 0 TD)  
103, Cotchery, PIT at MIN 09/29 (5 rec., 1 TD)  
103, Wright, TEN at OAK 11/24 (6 rec., 1 TD)  
103, J. Jones, BAL vs. NYJ 11/24 (4 rec., 1 TD)  
103, Boykin, GB vs. CLE 10/20 (8 rec., 1 TD)  
103, Green, CIN at BUF 10/13 (ot) (6 rec., 1 TD)  
102, Crabtree, SF vs. ATL 12/23 (5 rec., 0 TD)  
102, Witten, DAL vs. MIN 11/03 (8 rec., 1 TD)  
102, Floyd, SD at PHI 09/15 (5 rec., 0 TD)  
102, Cooper, PHI at GB 11/10 (3 rec., 2 TD)  
101, Bush, DET vs. MIN 09/08 (4 rec., 1 TD)  
101, Edelman, NE at HOU 12/01 (9 rec., 0 TD)  
101, Randle, NYG at DAL 09/08 (5 rec., 0 TD)  
101, Johnson, DET vs. GB 11/28 (6 rec., 1 TD)  
100, J. Graham, NO at ATL 11/21 (5 rec., 1 TD)  
100, Marshall, CHI vs. DAL 12/09 (6 rec., 0 TD)  
100, Wayne, IND at JAX 09/29 (5 rec., 1 TD)  
100, J. Graham, NO vs. MIA 09/30 (4 rec., 2 TD)

#### 100-Yard Rushing Games

224, Moreno, DEN at NE 11/24 (ot) (37 att., 1 TD)  
217, McCoy, PHI vs. DET 12/08 (29 att., 2 TD)  
211, Peterson, MIN vs. CHI 12/01 (ot) (35 att., 0 TD)  
189, Blount, NE vs. BUF 12/29 (24 att., 2 TD)  
184, McCoy, PHI at WAS 09/09 (31 att., 1 TD)  
175, Murray, DAL vs. STL 09/22 (26 att., 1 TD)  
163, Rainey, TB vs. ATL 11/17 (30 att., 2 TD)  
158, McCoy, PHI vs. KC 09/19 (20 att., 1 TD)  
158, James, TB at SEA 11/03 (ot) (28 att., 0 TD)  
155, McCoy, PHI at GB 11/10 (25 att., 0 TD)  
154, Ellington, ARI vs. ATL 10/27 (15 att., 1 TD)  
153, Gore, SF at STL 09/26 (20 att., 1 TD)  
150, Charles, KC at WAS 12/08 (19 att., 1 TD)  
150, Lacy, GB vs. CHI 11/04 (22 att., 1 TD)  
150, C. Johnson, TEN at STL 11/03 (23 att., 2 TD)  
150, Jennings, OAK at HOU 11/17 (22 att., 1 TD)  
149, Powell, NYJ vs. BUF 09/22 (27 att., 0 TD)  
149, Spiller, BUF vs. ATL 12/01 (ot) (15 att., 1 TD)  
146, Peterson, MIN at GB 11/24 (ot) (32 att., 1 TD)  
146, Murray, DAL at CHI 12/09 (18 att., 0 TD)  
145, Lynch, SEA at ATL 11/10 (24 att., 1 TD)  
145, Ingram, NO vs. DAL 11/10 (14 att., 1 TD)  
144, Martin, TB vs. NO 09/15 (29 att., 0 TD)  
144, Mathews, SD vs. KC 12/29 (ot) (24 att., 0 TD)  
141, Lacy, GB at DAL 12/15 (21 att., 1 TD)  
141, Foster, HOU vs. STL 10/13 (20 att., 0 TD)  
140, Peterson, MIN vs. PIT 09/29 (23 att., 2 TD)  
140, Peterson, MIN at DAL 11/03 (25 att., 1 TD)  
139, Ivory, NYJ vs. NO 11/03 (18 att., 1 TD)  
139, A. Morris, WAS at MIN 11/07 (26 att., 0 TD)  
139, Bush, DET vs. CHI 09/29 (18 att., 1 TD)  
134, Stacy, STL vs. SEA 10/28 (26 att., 0 TD)  
134, Murray, DAL vs. GB 12/15 (18 att., 1 TD)  
133, Stacy, STL vs. NO 12/15 (28 att., 1 TD)  
133, McCoy, PHI vs. CHI 12/22 (18 att., 2 TD)  
132, Starks, GB vs. WAS 09/15 (20 att., 1 TD)  
131, Rice, BAL at CHI 11/17 (ot) (25 att., 1 TD)  
131, McCoy, PHI at DAL 12/29 (27 att., 0 TD)  
129, D. McFadden, OAK vs. JAX 09/15 (19 att., 0 TD)  
127, Rainey, TB vs. BUF 12/08 (22 att., 1 TD)  
127, C. Johnson, TEN vs. HOU 12/29 (27 att., 1 TD)



127, A. Brown, NYG vs. DAL 11/24 (21 att., 0 TD)  
 127, Mathews, SD at DEN 12/12 (29 att., 1 TD)  
 127, Forte, CHI at CLE 12/15 (24 att., 0 TD)  
 127, Stacy, STL vs. TEN 11/03 (27 att., 2 TD)  
 127, Mathews, SD at MIA 11/17 (19 att., 0 TD)  
 125, Lynch, SEA vs. TB 11/03 (ot) (21 att., 0 TD)  
 125, Forte, CHI at GB 11/04 (24 att., 1 TD)  
 124, Bell, PIT at GB 12/22 (26 att., 1 TD)  
 123, Reece, OAK at NYJ 12/08 (19 att., 1 TD)  
 121, A. Morris, WAS vs. SD 11/03 (ot) (25 att., 1 TD)  
 120, Lacy, GB at BAL 10/13 (23 att., 0 TD)  
 120, Forte, CHI at MIN 12/01 (ot) (23 att., 0 TD)  
 120, D. Williams, CAR vs. NYG 09/22 (23 att., 0 TD)  
 117, Ball, DEN at KC 12/01 (13 att., 0 TD)  
 117, Bush, DET vs. GB 11/28 (20 att., 1 TD)  
 116, Spiller, BUF vs. KC 11/03 (12 att., 0 TD)  
 116, McCoy, PHI at TB 10/13 (25 att., 0 TD)  
 115, Charles, KC vs. SD 11/24 (14 att., 2 TD)  
 115, Asiata, MIN vs. DET 12/29 (14 att., 0 TD)  
 115, A. Brown, NYG vs. OAK 11/10 (30 att., 1 TD)  
 115, Ridley, NE vs. PIT 11/03 (26 att., 2 TD)  
 115, Brown, PHI vs. CHI 12/22 (9 att., 1 TD)  
 112, Pryor, OAK at IND 09/08 (13 att., 0 TD)  
 111, Jackson, BUF vs. MIA 12/22 (19 att., 1 TD)  
 110, Lacy, GB vs. MIN 11/24 (ot) (25 att., 1 TD)  
 110, Gore, SF vs. SEA 12/08 (17 att., 0 TD)  
 110, Forte, CHI vs. GB 12/29 (22 att., 2 TD)  
 110, Mathews, SD at JAX 10/20 (21 att., 1 TD)  
 109, B. Cunningham, STL vs. CHI 11/24 (13 att., 1 TD)  
 109, Ivory, NYJ vs. CLE 12/22 (20 att., 0 TD)  
 109, Todman, JAX vs. BUF 12/15 (25 att., 0 TD)  
 108, Charles, KC at TEN 10/06 (22 att., 1 TD)  
 107, A. Morris, WAS at GB 09/15 (13 att., 0 TD)  
 106, Pryor, OAK vs. PIT 10/27 (9 att., 1 TD)  
 106, Jacobs, NYG at CHI 10/10 (22 att., 2 TD)  
 106, Charles, KC vs. IND 12/22 (13 att., 1 TD)  
 105, Spiller, BUF at NE 12/29 (19 att., 0 TD)  
 105, L. Miller, MIA vs. CIN 10/31 (ot) (16 att., 0 TD)  
 105, Dan. Thomas, MIA at PIT 12/08 (16 att., 1 TD)  
 105, Bush, DET at CHI 11/10 (14 att., 0 TD)  
 104, Ivory, NYJ vs. NE 10/20 (ot) (34 att., 0 TD)  
 104, Stacy, STL vs. TB 12/22 (33 att., 1 TD)  
 103, Mathews, SD vs. NYG 12/08 (29 att., 1 TD)  
 103, Franklin, GB at CIN 09/22 (13 att., 1 TD)  
 103, Spiller, BUF vs. CAR 09/15 (16 att., 0 TD)  
 103, Jones-Drew, JAX vs. HOU 12/05 (14 att., 0 TD)  
 102, Foster, HOU vs. SEA 09/29 (ot) (27 att., 0 TD)  
 102, Tate, HOU vs. NE 12/01 (22 att., 3 TD)  
 102, Mathews, SD vs. IND 10/14 (22 att., 0 TD)  
 102, Wilson, SEA at IND 10/06 (13 att., 0 TD)  
 102, Jennings, OAK vs. PHI 11/03 (15 att., 1 TD)  
 102, Forte, CHI vs. DAL 12/09 (20 att., 0 TD)  
 102, Lynch, SEA at IND 10/06 (17 att., 0 TD)  
 101, Vereen, NE at BUF 09/08 (14 att., 0 TD)  
 101, Gore, SF vs. ARI 10/13 (25 att., 0 TD)  
 100, Peterson, MIN at CHI 09/15 (26 att., 0 TD)

**NFL / LEADING PASSERS**

| Player, Team         | Att | Comp | Comp Pct | Yds  | Avg  | Gain | TD  | Pct | Long | Int | Pct   | Rating |
|----------------------|-----|------|----------|------|------|------|-----|-----|------|-----|-------|--------|
|                      |     |      |          |      |      |      |     | TD  |      |     | Int   | Points |
| Foles, Phi.          | 317 | 203  | 64.0     | 2891 | 9.12 | 27   | 8.5 | 63t | 2    | 0.6 | 119.2 |        |
| Manning, Den.        | 659 | 450  | 68.3     | 5477 | 8.31 | 55   | 8.3 | 78t | 10   | 1.5 | 115.1 |        |
| McCown, Chi.         | 224 | 149  | 66.5     | 1829 | 8.17 | 13   | 5.8 | 80t | 1    | 0.4 | 109.0 |        |
| Rivers, S.D.         | 544 | 378  | 69.5     | 4478 | 8.23 | 32   | 5.9 | 60t | 11   | 2.0 | 105.5 |        |
| Rodgers, G.B.        | 290 | 193  | 66.6     | 2536 | 8.74 | 17   | 5.9 | 83t | 6    | 2.1 | 104.9 |        |
| Brees, N.O.          | 650 | 446  | 68.6     | 5162 | 7.94 | 39   | 6.0 | 76t | 12   | 1.8 | 104.7 |        |
| Wilson, Sea.         | 407 | 257  | 63.1     | 3357 | 8.25 | 26   | 6.4 | 80t | 9    | 2.2 | 101.2 |        |
| Romo, Dal.           | 535 | 342  | 63.9     | 3828 | 7.16 | 31   | 5.8 | 82t | 10   | 1.9 | 96.7  |        |
| Roethlisberger, Pit. | 584 | 375  | 64.2     | 4261 | 7.30 | 28   | 4.8 | 67  | 14   | 2.4 | 92.0  |        |
| Kaepernick, S.F.     | 416 | 243  | 58.4     | 3197 | 7.69 | 21   | 5.0 | 64t | 8    | 1.9 | 91.6  |        |
| Bradford, St.L       | 262 | 159  | 60.7     | 1687 | 6.44 | 14   | 5.3 | 73  | 4    | 1.5 | 90.9  |        |
| Ryan, Atl.           | 651 | 439  | 67.4     | 4515 | 6.94 | 26   | 4.0 | 81t | 17   | 2.6 | 89.6  |        |
| Cutler, Chi.         | 355 | 224  | 63.1     | 2621 | 7.38 | 19   | 5.4 | 67  | 12   | 3.4 | 89.2  |        |
| A. Smith, K.C.       | 508 | 308  | 60.6     | 3313 | 6.52 | 23   | 4.5 | 71t | 7    | 1.4 | 89.1  |        |
| Dalton, Cin.         | 586 | 363  | 61.9     | 4296 | 7.33 | 33   | 5.6 | 82t | 20   | 3.4 | 88.8  |        |
| Newton, Car.         | 473 | 292  | 61.7     | 3379 | 7.14 | 24   | 5.1 | 79t | 13   | 2.7 | 88.8  |        |
| Brady, N.E.          | 628 | 380  | 60.5     | 4343 | 6.92 | 25   | 4.0 | 81t | 11   | 1.8 | 87.3  |        |
| Luck, Ind.           | 570 | 343  | 60.2     | 3822 | 6.71 | 23   | 4.0 | 73t | 9    | 1.6 | 87.0  |        |
| Stafford, Det.       | 634 | 371  | 58.5     | 4650 | 7.33 | 29   | 4.6 | 87  | 19   | 3.0 | 84.2  |        |



|                   |     |     |      |      |      |    |     |     |    |     |      |
|-------------------|-----|-----|------|------|------|----|-----|-----|----|-----|------|
| Palmer, Ariz      | 572 | 362 | 63.3 | 4274 | 7.47 | 24 | 4.2 | 91t | 22 | 3.8 | 83.9 |
| *Glennon, T.B.    | 416 | 247 | 59.4 | 2608 | 6.27 | 19 | 4.6 | 85t | 9  | 2.2 | 83.9 |
| Griffin III, Was. | 456 | 274 | 60.1 | 3203 | 7.02 | 16 | 3.5 | 62t | 12 | 2.6 | 82.2 |
| Fitzpatrick, Ten. | 350 | 217 | 62.0 | 2454 | 7.01 | 14 | 4.0 | 77t | 12 | 3.4 | 82.0 |
| Tannehill, Mia.   | 588 | 355 | 60.4 | 3913 | 6.65 | 24 | 4.1 | 67  | 17 | 2.9 | 81.7 |
| Cassel, Min.      | 254 | 153 | 60.2 | 1807 | 7.11 | 11 | 4.3 | 79t | 9  | 3.5 | 81.6 |
| Clemens, St.L     | 242 | 142 | 58.7 | 1673 | 6.91 | 8  | 3.3 | 81t | 7  | 2.9 | 78.8 |
| Keenum, Hou.      | 253 | 137 | 54.2 | 1760 | 6.96 | 9  | 3.6 | 66  | 6  | 2.4 | 78.2 |
| Ponder, Min.      | 239 | 152 | 63.6 | 1648 | 6.90 | 7  | 2.9 | 47  | 9  | 3.8 | 77.9 |
| *Manuel, Buf.     | 306 | 180 | 58.8 | 1972 | 6.44 | 11 | 3.6 | 45  | 9  | 2.9 | 77.7 |
| Campbell, Cle.    | 317 | 180 | 56.8 | 2015 | 6.36 | 11 | 3.5 | 80t | 8  | 2.5 | 76.9 |
| Henne, Jac.       | 503 | 305 | 60.6 | 3241 | 6.44 | 13 | 2.6 | 62t | 14 | 2.8 | 76.5 |
| Flacco, Bal.      | 614 | 362 | 59.0 | 3912 | 6.37 | 19 | 3.1 | 74  | 22 | 3.6 | 73.1 |
| Schaub, Hou.      | 358 | 219 | 61.2 | 2310 | 6.45 | 10 | 2.8 | 46  | 14 | 3.9 | 73.0 |
| Weeden, Cle.      | 267 | 141 | 52.8 | 1731 | 6.48 | 9  | 3.4 | 95t | 9  | 3.4 | 70.3 |
| Manning, NY-G     | 551 | 317 | 57.5 | 3818 | 6.93 | 18 | 3.3 | 70t | 27 | 4.9 | 69.4 |
| Pryor, Oak.       | 272 | 156 | 57.4 | 1798 | 6.61 | 7  | 2.6 | 73t | 11 | 4.0 | 69.1 |
| *Smith, NY-J      | 443 | 247 | 55.8 | 3046 | 6.88 | 12 | 2.7 | 69t | 21 | 4.7 | 66.5 |

#### NFL / LEADING PASSERS, RANKS

| Player, Team         | Att | Comp | Comp | Yds | Avg | TD  | Pct | Long | Int | Pct | Rating |
|----------------------|-----|------|------|-----|-----|-----|-----|------|-----|-----|--------|
| Foles, Phi.          | 26t | 26   | 8    | 22  | 1   | 8   | 1   | 2    | 2   | 1   |        |
| Manning, Den.        | 1   | 1    | 3    | 1   | 3   | 1   | 2   | 17t  | 4   | 2   |        |
| McCown, Chi.         | 37  | 34   | 6    | 30  | 6   | 26t | 7   | 1    | 1   | 3   |        |
| Rivers, S.D.         | 13  | 5    | 1    | 5   | 5   | 4   | 5   | 19t  | 11  | 4   |        |
| Rodgers, G.B.        | 29  | 27   | 5    | 25  | 2   | 22  | 6   | 4t   | 12  | 5   |        |
| Brees, N.O.          | 3   | 2    | 2    | 2   | 7   | 2   | 4   | 22t  | 8   | 6   |        |
| Wilson, Sea.         | 22  | 19   | 12   | 16  | 4   | 9t  | 3   | 10t  | 14  | 7   |        |
| Romo, Dal.           | 14  | 13   | 9    | 12  | 14  | 5   | 8   | 17t  | 9   | 8   |        |
| Roethlisberger, Pit. | 9   | 6    | 7    | 9   | 13  | 7   | 14  | 27t  | 16  | 9   |        |
| Kaepernick, S.F.     | 20t | 22   | 31   | 20  | 8   | 17  | 13  | 8t   | 10  | 10  |        |
| Bradford, St.L       | 32  | 30   | 18   | 35  | 34  | 24t | 11  | 3    | 5   | 11  |        |
| Ryan, Atl.           | 2   | 3    | 4    | 4   | 20  | 9t  | 23  | 30t  | 18  | 12  |        |
| Cutler, Chi.         | 24  | 23   | 13   | 23  | 10  | 18t | 10  | 22t  | 27  | 13  |        |
| A. Smith, K.C.       | 15  | 15   | 20   | 17  | 29  | 15t | 17  | 6t   | 3   | 14  |        |
| Dalton, Cin.         | 8   | 8    | 15   | 7   | 12  | 3   | 9   | 33   | 28  | 15  |        |
| Newton, Car.         | 17  | 17   | 16   | 15  | 15  | 12t | 12  | 26   | 20  | 16  |        |
| Brady, N.E.          | 5   | 4    | 21   | 6   | 22  | 11  | 24  | 19t  | 7   | 17  |        |
| Luck, Ind.           | 11  | 12   | 24   | 13  | 26  | 15t | 21  | 10t  | 6   | 18  |        |
| Stafford, Det.       | 4   | 7    | 30   | 3   | 11  | 6   | 15  | 32   | 25  | 19  |        |
| Palmer, Ariz         | 10  | 9t   | 11   | 8   | 9   | 12t | 19  | 35t  | 33  | 20  |        |
| *Glennon, T.B.       | 20t | 20t  | 26   | 24  | 37  | 18t | 16  | 10t  | 13  | 21  |        |
| Griffin III, Was.    | 18  | 18   | 25   | 19  | 17  | 23  | 27  | 22t  | 19  | 22  |        |
| Fitzpatrick, Ten.    | 25  | 25   | 14   | 26  | 18  | 24t | 22  | 22t  | 29  | 23  |        |
| Tannehill, Mia.      | 7   | 11   | 22   | 10  | 27  | 12t | 20  | 30t  | 22  | 24  |        |
| Cassel, Min.         | 33  | 32   | 23   | 31  | 16  | 29t | 18  | 10t  | 30  | 25  |        |
| Clemens, St.L        | 35  | 35   | 29   | 36  | 23  | 35t | 30  | 6t   | 23  | 26  |        |
| Keenum, Hou.         | 34  | 37   | 36   | 33  | 19  | 33t | 26  | 4t   | 15  | 27  |        |
| Ponder, Min.         | 36  | 33   | 10   | 37  | 24  | 39t | 33  | 10t  | 32  | 28  |        |
| *Manuel, Buf.        | 28  | 28t  | 28   | 29  | 32  | 29t | 25  | 10t  | 24  | 29  |        |
| Campbell, Cle.       | 26t | 28t  | 34   | 28  | 36  | 29t | 28  | 8t   | 17  | 30  |        |
| Henne, Jac.          | 16  | 16   | 19   | 18  | 33  | 26t | 36  | 27t  | 21  | 31  |        |
| Flacco, Bal.         | 6   | 9t   | 27   | 11  | 35  | 18t | 32  | 35t  | 31  | 32  |        |
| Schaub, Hou.         | 23  | 24   | 17   | 27  | 31  | 32  | 34  | 27t  | 34  | 33  |        |
| Weeden, Cle.         | 31  | 36   | 37   | 34  | 30  | 33t | 29  | 10t  | 26  | 34  |        |
| Manning, NY-G        | 12  | 14   | 32   | 14  | 21  | 21  | 31  | 37   | 37  | 35  |        |
| Pryor, Oak.          | 30  | 31   | 33   | 32  | 28  | 39t | 37  | 19t  | 35  | 36  |        |
| *Smith, NY-J         | 19  | 20t  | 35   | 21  | 25  | 28  | 35  | 34   | 36  | 37  |        |

#### NFL / FOURTH-QUARTER PASSING LEADERS

| Rank | Player, Team          | Att | Comp | Comp% | Yards | YPA   | TD | TD%  | Int | Int% | Rating |
|------|-----------------------|-----|------|-------|-------|-------|----|------|-----|------|--------|
| 1)   | Foles, Phi.           | 45  | 26   | 57.8  | 438   | 9.73  | 5  | 11.1 | 0   | 0.0  | 127.8  |
| 2)   | Flynn, Oak.-Buf.-G.B. | 56  | 40   | 71.4  | 494   | 8.82  | 4  | 7.1  | 0   | 0.0  | 122.2  |
| 3)   | Rodgers, G.B.         | 65  | 46   | 70.8  | 686   | 10.55 | 3  | 4.6  | 1   | 1.5  | 114.0  |
| 4)   | McCown, Chi.          | 57  | 42   | 73.7  | 459   | 8.05  | 4  | 7.0  | 1   | 1.8  | 113.1  |
| 5)   | Manning, Den.         | 138 | 91   | 65.9  | 1225  | 8.88  | 14 | 10.1 | 5   | 3.6  | 112.7  |
| 6)   | Locker, Ten.          | 58  | 36   | 62.1  | 505   | 8.71  | 4  | 6.9  | 1   | 1.7  | 105.9  |
| 7)   | Romo, Dal.            | 135 | 94   | 69.6  | 1074  | 7.96  | 10 | 7.4  | 4   | 3.0  | 105.6  |
| 8)   | Cutler, Chi.          | 95  | 63   | 66.3  | 715   | 7.53  | 9  | 9.5  | 4   | 4.2  | 102.7  |
| 9)   | Rivers, S.D.          | 141 | 90   | 63.8  | 1163  | 8.25  | 8  | 5.7  | 4   | 2.8  | 96.7   |
| 10)  | Bradford, St.L        | 88  | 56   | 63.6  | 471   | 5.35  | 5  | 5.7  | 0   | 0.0  | 96.4   |
| 11)  | Dalton, Cin.          | 109 | 70   | 64.2  | 872   | 8.00  | 7  | 6.4  | 4   | 3.7  | 95.0   |
| 12)  | Brees, N.O.           | 154 | 94   | 61.0  | 1151  | 7.47  | 7  | 4.5  | 2   | 1.3  | 93.8   |
| 13)  | Wilson, Sea.          | 73  | 45   | 61.6  | 635   | 8.70  | 7  | 9.6  | 5   | 6.8  | 93.1   |
| 14)  | Cassel, Min.          | 95  | 60   | 63.2  | 700   | 7.37  | 7  | 7.4  | 4   | 4.2  | 92.4   |
| 15)  | Palmer, Ariz          | 156 | 101  | 64.7  | 1078  | 6.91  | 7  | 4.5  | 3   | 1.9  | 91.8   |
| 16)  | Newton, Car.          | 95  | 57   | 60.0  | 591   | 6.22  | 6  | 6.3  | 2   | 2.1  | 90.3   |



|     |                      |     |     |      |      |      |   |     |    |     |      |
|-----|----------------------|-----|-----|------|------|------|---|-----|----|-----|------|
| 17) | Luck, Ind.           | 107 | 67  | 62.6 | 764  | 7.14 | 5 | 4.7 | 3  | 2.8 | 87.9 |
| 18) | Griffin III, Was.    | 144 | 84  | 58.3 | 1053 | 7.31 | 7 | 4.9 | 4  | 2.8 | 85.8 |
| 19) | Brady, N.E.          | 191 | 112 | 58.6 | 1360 | 7.12 | 9 | 4.7 | 5  | 2.6 | 85.4 |
| 20) | Lewis, Buf.          | 50  | 29  | 58.0 | 325  | 6.50 | 2 | 4.0 | 1  | 2.0 | 82.5 |
| 21) | Fitzpatrick, Ten.    | 125 | 74  | 59.2 | 852  | 6.82 | 7 | 5.6 | 5  | 4.0 | 81.8 |
| 22) | Stafford, Det.       | 169 | 92  | 54.4 | 1262 | 7.47 | 9 | 5.3 | 6  | 3.6 | 81.5 |
| 23) | Roethlisberger, Pit. | 190 | 114 | 60.0 | 1298 | 6.83 | 8 | 4.2 | 6  | 3.2 | 81.4 |
| 24) | Clemens, St.L        | 85  | 51  | 60.0 | 545  | 6.41 | 3 | 3.5 | 2  | 2.4 | 80.8 |
| 25) | A. Smith, K.C.       | 117 | 68  | 58.1 | 673  | 5.75 | 4 | 3.4 | 2  | 1.7 | 78.8 |
| 26) | *Manuel, Buf.        | 87  | 51  | 58.6 | 520  | 5.98 | 4 | 4.6 | 3  | 3.4 | 76.8 |
| 27) | Flacco, Bal.         | 172 | 106 | 61.6 | 1094 | 6.36 | 8 | 4.7 | 8  | 4.7 | 76.1 |
| 28) | Ryan, Atl.           | 223 | 142 | 63.7 | 1458 | 6.54 | 7 | 3.1 | 10 | 4.5 | 74.2 |
| 29) | Campbell, Cle.       | 103 | 56  | 54.4 | 627  | 6.09 | 3 | 2.9 | 3  | 2.9 | 70.3 |
| 30) | Henne, Jac.          | 180 | 112 | 62.2 | 1185 | 6.58 | 5 | 2.8 | 9  | 5.0 | 69.8 |
| 31) | Weeden, Cle.         | 111 | 51  | 45.9 | 713  | 6.42 | 3 | 2.7 | 2  | 1.8 | 68.6 |
| 32) | Pryor, Oak.          | 84  | 50  | 59.5 | 548  | 6.52 | 3 | 3.6 | 5  | 6.0 | 66.0 |
| 33) | *Glennon, T.B.       | 117 | 63  | 53.8 | 562  | 4.80 | 3 | 2.6 | 3  | 2.6 | 64.8 |
| 34) | *Smith, NY-J         | 111 | 63  | 56.8 | 709  | 6.39 | 5 | 4.5 | 7  | 6.3 | 64.7 |
| 35) | Tannehill, Mia.      | 155 | 87  | 56.1 | 874  | 5.64 | 5 | 3.2 | 7  | 4.5 | 64.3 |
| 36) | Keenum, Hou.         | 67  | 31  | 46.3 | 393  | 5.87 | 1 | 1.5 | 1  | 1.5 | 63.8 |
| 37) | *McGloin, Oak.       | 74  | 38  | 51.4 | 441  | 5.96 | 2 | 2.7 | 3  | 4.1 | 61.8 |
| 38) | Kaepernick, S.F.     | 83  | 43  | 51.8 | 556  | 6.70 | 2 | 2.4 | 4  | 4.8 | 61.1 |
| 39) | Schaub, Hou.         | 111 | 64  | 57.7 | 656  | 5.91 | 1 | 0.9 | 6  | 5.4 | 55.2 |
| 40) | Freeman, T.B.-Min.   | 55  | 20  | 36.4 | 277  | 5.04 | 0 | 0.0 | 0  | 0.0 | 53.4 |
| 41) | Manning, NY-G        | 149 | 79  | 53.0 | 882  | 5.92 | 5 | 3.4 | 12 | 8.1 | 48.6 |
| 42) | Cousins, Was.        | 71  | 35  | 49.3 | 322  | 4.54 | 1 | 1.4 | 4  | 5.6 | 43.3 |
| 43) | Ponder, Min.         | 62  | 35  | 56.5 | 294  | 4.74 | 0 | 0.0 | 4  | 6.5 | 42.0 |

#### NFL / THIRD-DOWN PASSING LEADERS

| Rank | Player, Team         | Att | Comp | Comp% | Yards | YPA  | TD | TD% | Int | Int% | Rating |
|------|----------------------|-----|------|-------|-------|------|----|-----|-----|------|--------|
| 1)   | Clemens, St.L        | 81  | 50   | 61.7  | 709   | 8.75 | 5  | 6.2 | 0   | 0.0  | 110.6  |
| 2)   | Kaepernick, S.F.     | 123 | 78   | 63.4  | 1098  | 8.93 | 7  | 5.7 | 2   | 1.6  | 104.3  |
| 3)   | Rivers, S.D.         | 156 | 101  | 64.7  | 1368  | 8.77 | 9  | 5.8 | 3   | 1.9  | 103.8  |
| 4)   | Fitzpatrick, Ten.    | 97  | 59   | 60.8  | 818   | 8.43 | 7  | 7.2 | 2   | 2.1  | 103.4  |
| 5)   | Brees, N.O.          | 164 | 106  | 64.6  | 1417  | 8.64 | 13 | 7.9 | 6   | 3.7  | 103.1  |
| 6)   | Cutler, Chi.         | 99  | 60   | 60.6  | 769   | 7.77 | 9  | 9.1 | 3   | 3.0  | 102.6  |
| 7)   | Manning, Den.        | 157 | 95   | 60.5  | 1139  | 7.25 | 14 | 8.9 | 4   | 2.5  | 101.8  |
| 8)   | A. Smith, K.C.       | 135 | 80   | 59.3  | 1011  | 7.49 | 9  | 6.7 | 2   | 1.5  | 98.7   |
| 9)   | Ryan, Atl.           | 167 | 106  | 63.5  | 1343  | 8.04 | 8  | 4.8 | 4   | 2.4  | 94.5   |
| 10)  | Roethlisberger, Pit. | 146 | 89   | 61.0  | 995   | 6.82 | 8  | 5.5 | 3   | 2.1  | 91.0   |
| 11)  | Wilson, Sea.         | 132 | 78   | 59.1  | 985   | 7.46 | 8  | 6.1 | 4   | 3.0  | 90.0   |
| 12)  | Newton, Car.         | 112 | 69   | 61.6  | 893   | 7.97 | 6  | 5.4 | 4   | 3.6  | 89.6   |
| 13)  | Rodgers, G.B.        | 81  | 49   | 60.5  | 693   | 8.56 | 4  | 4.9 | 3   | 3.7  | 89.2   |
| 14)  | Griffin III, Was.    | 133 | 80   | 60.2  | 857   | 6.44 | 7  | 5.3 | 3   | 2.3  | 87.2   |
| 15)  | Henne, Jac.          | 136 | 83   | 61.0  | 832   | 6.12 | 5  | 3.7 | 2   | 1.5  | 84.6   |
| 16)  | Brady, N.E.          | 161 | 96   | 59.6  | 990   | 6.15 | 8  | 5.0 | 4   | 2.5  | 83.6   |
| 17)  | Stafford, Det.       | 185 | 104  | 56.2  | 1401  | 7.57 | 11 | 5.9 | 8   | 4.3  | 82.3   |
| 18)  | Dalton, Cin.         | 157 | 93   | 59.2  | 1151  | 7.33 | 7  | 4.5 | 6   | 3.8  | 80.9   |
| 19)  | Luck, Ind.           | 145 | 75   | 51.7  | 898   | 6.19 | 6  | 4.1 | 2   | 1.4  | 79.0   |
| 20)  | *Smith, NY-J         | 142 | 80   | 56.3  | 1076  | 7.58 | 5  | 3.5 | 5   | 3.5  | 77.7   |
| 21)  | Palmer, Ariz         | 163 | 94   | 57.7  | 1233  | 7.56 | 9  | 5.5 | 9   | 5.5  | 77.1   |
| 22)  | Romo, Dal.           | 126 | 64   | 50.8  | 735   | 5.83 | 8  | 6.3 | 4   | 3.2  | 76.7   |
| 23)  | *Glennon, T.B.       | 125 | 71   | 56.8  | 693   | 5.54 | 4  | 3.2 | 2   | 1.6  | 76.5   |
| 24)  | Tannehill, Mia.      | 164 | 97   | 59.1  | 993   | 6.05 | 9  | 5.5 | 8   | 4.9  | 74.6   |
| 25)  | Schaub, Hou.         | 94  | 55   | 58.5  | 575   | 6.12 | 4  | 4.3 | 5   | 5.3  | 68.4   |
| 26)  | Manning, NY-G        | 156 | 90   | 57.7  | 1059  | 6.79 | 4  | 2.6 | 7   | 4.5  | 68.3   |
| 27)  | Pryor, Oak.          | 89  | 48   | 53.9  | 685   | 7.70 | 2  | 2.2 | 5   | 5.6  | 63.2   |
| 28)  | *Manuel, Buf.        | 99  | 47   | 47.5  | 510   | 5.15 | 2  | 2.0 | 2   | 2.0  | 61.4   |
| 29)  | Flacco, Bal.         | 189 | 101  | 53.4  | 1227  | 6.49 | 4  | 2.1 | 10  | 5.3  | 58.7   |

#### NFL / LEADING RUSHERS

| Rank | Player, Team     | Att | Yards | Avg | Long | TD |
|------|------------------|-----|-------|-----|------|----|
| 1)   | McCoy, Phi.      | 314 | 1607  | 5.1 | 57t  | 9  |
| 2)   | Forte, Chi.      | 289 | 1339  | 4.6 | 55   | 9  |
| 3)   | Charles, K.C.    | 259 | 1287  | 5.0 | 46   | 12 |
| 4)   | A. Morris, Was.  | 276 | 1275  | 4.6 | 45t  | 7  |
| 5)   | Peterson, Min.   | 279 | 1266  | 4.5 | 78t  | 10 |
| 6)   | Lynch, Sea.      | 301 | 1257  | 4.2 | 43   | 12 |
| 7)   | Mathews, S.D.    | 285 | 1255  | 4.4 | 51   | 6  |
| 8)   | *Lacy, G.B.      | 284 | 1178  | 4.1 | 60   | 11 |
| 9)   | Gore, S.F.       | 276 | 1128  | 4.1 | 51   | 9  |
| 10)  | Murray, Dal.     | 217 | 1124  | 5.2 | 43   | 9  |
| 11)  | C. Johnson, Ten. | 279 | 1077  | 3.9 | 30t  | 6  |
| 12)  | Moreno, Den.     | 241 | 1038  | 4.3 | 31   | 10 |
| 13)  | Bush, Det.       | 223 | 1006  | 4.5 | 39   | 4  |
| 14)  | *Stacy, St.L     | 250 | 973   | 3.9 | 40t  | 7  |
| 15)  | Spiller, Buf.    | 201 | 927   | 4.6 | 77   | 2  |





|     |                        |     |     |     |     |   |
|-----|------------------------|-----|-----|-----|-----|---|
| 16) | Jackson, Buf.          | 207 | 896 | 4.3 | 59  | 9 |
| 17) | *Bell, Pit.            | 244 | 860 | 3.5 | 43  | 8 |
| 18) | D. Williams, Car.      | 201 | 843 | 4.2 | 43t | 3 |
| 19) | Ivory, NY-J            | 182 | 833 | 4.6 | 69  | 3 |
| 20) | Jones-Drew, Jac.       | 234 | 803 | 3.4 | 48  | 5 |
| 21) | Ridley, N.E.           | 178 | 773 | 4.3 | 29  | 7 |
| 22) | Blount, N.E.           | 153 | 772 | 5.0 | 47t | 7 |
| 23) | Tate, Hou.             | 181 | 771 | 4.3 | 60  | 4 |
| 24) | Green-Ellis, Cin.      | 220 | 756 | 3.4 | 25  | 7 |
| 25) | Jennings, Oak.         | 163 | 733 | 4.5 | 80t | 6 |
| 26) | L. Miller, Mia.        | 177 | 709 | 4.0 | 49  | 2 |
| 27) | Powell, NY-J           | 176 | 697 | 4.0 | 39  | 1 |
| 28) | *Bernard, Cin.         | 170 | 695 | 4.1 | 35t | 5 |
| 29) | Mendenhall, Ariz       | 217 | 687 | 3.2 | 28  | 8 |
| 30) | Rice, Bal.             | 214 | 660 | 3.1 | 47  | 4 |
| 31) | *Ellington, Ariz       | 118 | 652 | 5.5 | 80t | 3 |
| 32) | Bell, Det.             | 166 | 650 | 3.9 | 20  | 8 |
| 33) | Newton, Car. (QB)      | 111 | 585 | 5.3 | 56  | 6 |
| 34) | Pryor, Oak. (QB)       | 83  | 576 | 6.9 | 93t | 2 |
| 35) | Rainey, Cle.-T.B.      | 150 | 566 | 3.8 | 80t | 5 |
| 36) | Richardson, Cle.-Ind.  | 188 | 563 | 3.0 | 22  | 3 |
| 37) | *Ball, Den.            | 120 | 559 | 4.7 | 45  | 4 |
| 38) | Thomas, N.O.           | 147 | 549 | 3.7 | 18  | 2 |
| 39) | Jackson, Atl.          | 157 | 543 | 3.5 | 50  | 6 |
| 40) | Foster, Hou.           | 121 | 542 | 4.5 | 23  | 1 |
| 41) | Wilson, Sea. (QB)      | 96  | 539 | 5.6 | 27  | 1 |
| 42) | D. Brown, Ind.         | 102 | 537 | 5.3 | 51t | 6 |
| 43) | Kaepernick, S.F. (QB)  | 92  | 524 | 5.7 | 28  | 4 |
| 44) | Starks, G.B.           | 89  | 493 | 5.5 | 41  | 3 |
| 45) | A. Brown, NY-G         | 139 | 492 | 3.5 | 23t | 3 |
| 46) | Griffin III, Was. (QB) | 86  | 489 | 5.7 | 26  | 0 |
| 47) | Martin, T.B.           | 127 | 456 | 3.6 | 28  | 1 |
| 48) | Pierce, Bal.           | 152 | 436 | 2.9 | 28  | 2 |
| 49) | A. Smith, K.C. (QB)    | 76  | 431 | 5.7 | 26  | 1 |
| 50) | Woodhead, S.D.         | 106 | 429 | 4.0 | 14  | 2 |

**NFL / THIRD-AND-ONE RUSHING LEADERS**

| Rank | Player, Team          | Att | FD | Pct   |
|------|-----------------------|-----|----|-------|
| 1t)  | Collins, N.O.         | 7   | 7  | 100.0 |
| 1t)  | McClain, S.D.         | 7   | 7  | 100.0 |
| 1t)  | Helu, Was.            | 5   | 5  | 100.0 |
| 1t)  | A. Morris, Was.       | 5   | 5  | 100.0 |
| 1t)  | R. Brown, S.D.        | 4   | 4  | 100.0 |
| 1t)  | Jennings, Oak.        | 4   | 4  | 100.0 |
| 1t)  | Keenum, Hou.          | 4   | 4  | 100.0 |
| 1t)  | Luck, Ind.            | 4   | 4  | 100.0 |
| 1t)  | *Manuel, Buf.         | 4   | 4  | 100.0 |
| 1t)  | Starks, G.B.          | 4   | 4  | 100.0 |
| 11)  | Newton, Car.          | 11  | 10 | 90.9  |
| 12)  | McGahee, Cle.         | 10  | 9  | 90.0  |
| 13)  | Dwyer, Pit.           | 7   | 6  | 85.7  |
| 14)  | Peterson, Min.        | 12  | 10 | 83.3  |
| 15)  | Ivory, NY-J           | 11  | 9  | 81.8  |
| 16t) | Mathews, S.D.         | 10  | 8  | 80.0  |
| 16t) | Blount, N.E.          | 5   | 4  | 80.0  |
| 16t) | Foster, Hou.          | 5   | 4  | 80.0  |
| 16t) | Ogbonnaya, Cle.       | 5   | 4  | 80.0  |
| 16t) | Young, Was.           | 5   | 4  | 80.0  |
| 21)  | McCoy, Phi.           | 13  | 10 | 76.9  |
| 22)  | Murray, Dal.          | 8   | 6  | 75.0  |
| 23)  | Jackson, Buf.         | 15  | 11 | 73.3  |
| 24)  | Bell, Det.            | 11  | 8  | 72.7  |
| 25t) | Jackson, Atl.         | 12  | 8  | 66.7  |
| 25t) | *Bell, Pit.           | 9   | 6  | 66.7  |
| 25t) | *Lacy, G.B.           | 9   | 6  | 66.7  |
| 25t) | Richardson, Cle.-Ind. | 9   | 6  | 66.7  |
| 25t) | Tolbert, Car.         | 9   | 6  | 66.7  |
| 25t) | Pierce, Bal.          | 6   | 4  | 66.7  |
| 25t) | *Stacy, St.L          | 6   | 4  | 66.7  |
| 32)  | Green-Ellis, Cin.     | 11  | 7  | 63.6  |
| 33t) | Rice, Bal.            | 8   | 5  | 62.5  |
| 33t) | Thomas, N.O.          | 8   | 5  | 62.5  |
| 35t) | Mendenhall, Ariz      | 7   | 4  | 57.1  |
| 35t) | Moreno, Den.          | 7   | 4  | 57.1  |
| 37t) | Gore, S.F.            | 9   | 5  | 55.6  |
| 37t) | Powell, NY-J          | 9   | 5  | 55.6  |
| 39t) | Jones-Drew, Jac.      | 10  | 5  | 50.0  |
| 39t) | Tate, Hou.            | 10  | 5  | 50.0  |



|                    |   |   |      |
|--------------------|---|---|------|
| 39t) Charles, K.C. | 8 | 4 | 50.0 |
| 39t) Lynch, Sea.   | 8 | 4 | 50.0 |

**NFL / LEADERS IN RECEPTIONS**

| Rank | Player, Team          | Rec | Yards | Avg  | Long | TD |
|------|-----------------------|-----|-------|------|------|----|
| 1)   | Garcon, Was.          | 113 | 1346  | 11.9 | 53t  | 5  |
| 2)   | A. Brown, Pit.        | 110 | 1499  | 13.6 | 56   | 8  |
| 3)   | A. Johnson, Hou.      | 109 | 1407  | 12.9 | 62t  | 5  |
| 4)   | Edelman, N.E.         | 105 | 1056  | 10.1 | 44   | 6  |
| 5)   | Marshall, Chi.        | 100 | 1295  | 13.0 | 44   | 12 |
| 6)   | Green, Cin.           | 98  | 1426  | 14.6 | 82t  | 11 |
| 7)   | Wright, Ten.          | 94  | 1079  | 11.5 | 45   | 2  |
| 8)   | Bryant, Dal.          | 93  | 1233  | 13.3 | 79   | 13 |
| 9)   | D. Thomas, Den.       | 92  | 1430  | 15.5 | 78t  | 14 |
| 10)  | Jeffery, Chi.         | 89  | 1421  | 16.0 | 80t  | 7  |
| 11t) | Gordon, Cle.          | 87  | 1646  | 18.9 | 95t  | 9  |
| 11t) | Decker, Den.          | 87  | 1288  | 14.8 | 61   | 11 |
| 13)  | J. Graham, N.O. (TE)  | 86  | 1215  | 14.1 | 56t  | 16 |
| 14t) | Nelson, G.B.          | 85  | 1314  | 15.5 | 76t  | 8  |
| 14t) | Boldin, S.F.          | 85  | 1179  | 13.9 | 63   | 7  |
| 14t) | Douglas, Atl.         | 85  | 1067  | 12.6 | 80t  | 2  |
| 17)  | Johnson, Det.         | 84  | 1492  | 17.8 | 87   | 12 |
| 18)  | Gonzalez, Atl. (TE)   | 83  | 859   | 10.3 | 25   | 8  |
| 19t) | Jackson, Phi.         | 82  | 1332  | 16.2 | 61t  | 9  |
| 19t) | Hilton, Ind.          | 82  | 1083  | 13.2 | 73t  | 5  |
| 19t) | Fitzgerald, Ariz      | 82  | 954   | 11.6 | 75t  | 10 |
| 22)  | Cameron, Cle. (TE)    | 80  | 917   | 11.5 | 53   | 7  |
| 23)  | Jackson, T.B.         | 78  | 1224  | 15.7 | 60   | 7  |
| 24t) | Gates, S.D. (TE)      | 77  | 872   | 11.3 | 56t  | 4  |
| 24t) | Thomas, N.O. (RB)     | 77  | 513   | 6.7  | 29   | 3  |
| 26t) | Hartline, Mia.        | 76  | 1016  | 13.4 | 50   | 4  |
| 26t) | Woodhead, S.D. (RB)   | 76  | 605   | 8.0  | 39   | 6  |
| 28)  | Colston, N.O.         | 75  | 943   | 12.6 | 35   | 5  |
| 29)  | Forte, Chi. (RB)      | 74  | 594   | 8.0  | 34   | 3  |
| 30t) | Cruz, NY-G            | 73  | 998   | 13.7 | 70t  | 4  |
| 30t) | Wallace, Mia.         | 73  | 930   | 12.7 | 57   | 5  |
| 30t) | Witten, Dal. (TE)     | 73  | 851   | 11.7 | 34   | 8  |
| 30t) | Olsen, Car. (TE)      | 73  | 816   | 11.2 | 31   | 6  |
| 30t) | Welker, Den.          | 73  | 778   | 10.7 | 33   | 10 |
| 35t) | *Allen, S.D.          | 71  | 1046  | 14.7 | 43t  | 8  |
| 35t) | Sproles, N.O. (RB)    | 71  | 604   | 8.5  | 48   | 2  |
| 37)  | Charles, K.C. (RB)    | 70  | 693   | 9.9  | 71t  | 7  |
| 38)  | Clay, Mia. (TE)       | 69  | 759   | 11.0 | 67   | 6  |
| 39)  | Jennings, Min.        | 68  | 804   | 11.8 | 70t  | 4  |
| 40)  | Sanders, Pit.         | 67  | 740   | 11.0 | 55t  | 6  |
| 41)  | Shorts, Jac.          | 66  | 777   | 11.8 | 59   | 3  |
| 42t) | T. Smith, Bal.        | 65  | 1128  | 17.4 | 74   | 4  |
| 42t) | Floyd, Ariz           | 65  | 1041  | 16.0 | 91t  | 5  |
| 42t) | J. Thomas, Den. (TE)  | 65  | 788   | 12.1 | 74t  | 12 |
| 42t) | M. Bennett, Chi. (TE) | 65  | 759   | 11.7 | 43   | 5  |
| 46t) | Tate, Sea.            | 64  | 898   | 14.0 | 80t  | 5  |
| 46t) | S. Smith, Car.        | 64  | 745   | 11.6 | 44   | 4  |
| 48)  | White, Atl.           | 63  | 711   | 11.3 | 39t  | 3  |
| 49t) | Streater, Oak.        | 60  | 888   | 14.8 | 66   | 4  |
| 49t) | Walker, Ten. (TE)     | 60  | 571   | 9.5  | 33   | 6  |
| 49t) | Moreno, Den. (RB)     | 60  | 548   | 9.1  | 35t  | 3  |

**NFL / RECEIVING YARDAGE LEADERS**

| Rank | Player, Team         | Yards | Rec | Avg  | Long | TD |
|------|----------------------|-------|-----|------|------|----|
| 1)   | Gordon, Cle.         | 1646  | 87  | 18.9 | 95t  | 9  |
| 2)   | A. Brown, Pit.       | 1499  | 110 | 13.6 | 56   | 8  |
| 3)   | Johnson, Det.        | 1492  | 84  | 17.8 | 87   | 12 |
| 4)   | D. Thomas, Den.      | 1430  | 92  | 15.5 | 78t  | 14 |
| 5)   | Green, Cin.          | 1426  | 98  | 14.6 | 82t  | 11 |
| 6)   | Jeffery, Chi.        | 1421  | 89  | 16.0 | 80t  | 7  |
| 7)   | A. Johnson, Hou.     | 1407  | 109 | 12.9 | 62t  | 5  |
| 8)   | Garcon, Was.         | 1346  | 113 | 11.9 | 53t  | 5  |
| 9)   | Jackson, Phi.        | 1332  | 82  | 16.2 | 61t  | 9  |
| 10)  | Nelson, G.B.         | 1314  | 85  | 15.5 | 76t  | 8  |
| 11)  | Marshall, Chi.       | 1295  | 100 | 13.0 | 44   | 12 |
| 12)  | Decker, Den.         | 1288  | 87  | 14.8 | 61   | 11 |
| 13)  | Bryant, Dal.         | 1233  | 93  | 13.3 | 79   | 13 |
| 14)  | Jackson, T.B.        | 1224  | 78  | 15.7 | 60   | 7  |
| 15)  | J. Graham, N.O. (TE) | 1215  | 86  | 14.1 | 56t  | 16 |
| 16)  | Boldin, S.F.         | 1179  | 85  | 13.9 | 63   | 7  |
| 17)  | T. Smith, Bal.       | 1128  | 65  | 17.4 | 74   | 4  |
| 18)  | Hilton, Ind.         | 1083  | 82  | 13.2 | 73t  | 5  |



|      |                       |      |     |      |     |    |
|------|-----------------------|------|-----|------|-----|----|
| 19)  | Wright, Ten.          | 1079 | 94  | 11.5 | 45  | 2  |
| 20)  | Douglas, Atl.         | 1067 | 85  | 12.6 | 80t | 2  |
| 21)  | Edelman, N.E.         | 1056 | 105 | 10.1 | 44  | 6  |
| 22)  | *Allen, S.D.          | 1046 | 71  | 14.7 | 43t | 8  |
| 23)  | Floyd, Ariz           | 1041 | 65  | 16.0 | 91t | 5  |
| 24)  | Hartline, Mia.        | 1016 | 76  | 13.4 | 50  | 4  |
| 25)  | Cruz, NY-G            | 998  | 73  | 13.7 | 70t | 4  |
| 26)  | Fitzgerald, Ariz      | 954  | 82  | 11.6 | 75t | 10 |
| 27)  | Colston, N.O.         | 943  | 75  | 12.6 | 35  | 5  |
| 28)  | Wallace, Mia.         | 930  | 73  | 12.7 | 57  | 5  |
| 29)  | N. Washington, Ten.   | 919  | 58  | 15.8 | 77t | 3  |
| 30)  | Cameron, Cle. (TE)    | 917  | 80  | 11.5 | 53  | 7  |
| 31)  | Tate, Sea.            | 898  | 64  | 14.0 | 80t | 5  |
| 32)  | Nicks, NY-G           | 896  | 56  | 16.0 | 57  | 0  |
| 33)  | Streater, Oak.        | 888  | 60  | 14.8 | 66  | 4  |
| 34)  | Gates, S.D. (TE)      | 872  | 77  | 11.3 | 56t | 4  |
| 35)  | Gonzalez, Atl. (TE)   | 859  | 83  | 10.3 | 25  | 8  |
| 36)  | Witten, Dal. (TE)     | 851  | 73  | 11.7 | 34  | 8  |
| 37)  | V. Davis, S.F. (TE)   | 850  | 52  | 16.3 | 64t | 13 |
| 38)  | Cooper, Phi.          | 835  | 47  | 17.8 | 63t | 8  |
| 39)  | J. Jones, G.B.        | 817  | 59  | 13.8 | 83t | 3  |
| 40)  | Olsen, Car. (TE)      | 816  | 73  | 11.2 | 31  | 6  |
| 41)  | Jennings, Min.        | 804  | 68  | 11.8 | 70t | 4  |
| 42)  | *Hopkins, Hou.        | 802  | 52  | 15.4 | 66  | 2  |
| 43)  | J. Thomas, Den. (TE)  | 788  | 65  | 12.1 | 74t | 12 |
| 44t) | Baldwin, Sea.         | 778  | 50  | 15.6 | 52  | 5  |
| 44t) | Welker, Den.          | 778  | 73  | 10.7 | 33  | 10 |
| 46)  | Shorts, Jac.          | 777  | 66  | 11.8 | 59  | 3  |
| 47t) | M. Bennett, Chi. (TE) | 759  | 65  | 11.7 | 43  | 5  |
| 47t) | Clay, Mia. (TE)       | 759  | 69  | 11.0 | 67  | 6  |
| 49)  | S. Smith, Car.        | 745  | 64  | 11.6 | 44  | 4  |
| 50)  | Sanders, Pit.         | 740  | 67  | 11.0 | 55t | 6  |

**NFL / THIRD-DOWN RECEIVING LEADERS**

| Rank | Player, Team          | Rec | Yards | Avg  | Long | TD |
|------|-----------------------|-----|-------|------|------|----|
| 1)   | Boldin, S.F.          | 33  | 529   | 16.0 | 63   | 3  |
| 2t)  | A. Brown, Pit.        | 32  | 408   | 12.8 | 45   | 0  |
| 2t)  | Garcon, Was.          | 32  | 393   | 12.3 | 38   | 3  |
| 4)   | A. Johnson, Hou.      | 31  | 361   | 11.6 | 30   | 1  |
| 5t)  | Wright, Ten.          | 30  | 339   | 11.3 | 31   | 2  |
| 5t)  | Edelman, N.E.         | 30  | 247   | 8.2  | 44   | 3  |
| 7)   | Nelson, G.B.          | 29  | 442   | 15.2 | 76t  | 4  |
| 8)   | Jackson, T.B.         | 28  | 450   | 16.1 | 39   | 2  |
| 9)   | *Allen, S.D.          | 27  | 461   | 17.1 | 43t  | 4  |
| 10)  | Gordon, Cle.          | 26  | 408   | 15.7 | 47   | 1  |
| 11t) | Jeffery, Chi.         | 25  | 427   | 17.1 | 67   | 2  |
| 11t) | J. Graham, N.O. (TE)  | 25  | 318   | 12.7 | 35   | 2  |
| 11t) | Cameron, Cle. (TE)    | 25  | 270   | 10.8 | 33   | 1  |
| 14)  | Johnson, Det.         | 24  | 406   | 16.9 | 50t  | 4  |
| 15t) | Marshall, Chi.        | 23  | 332   | 14.4 | 41   | 4  |
| 15t) | Green, Cin.           | 23  | 313   | 13.6 | 53   | 1  |
| 15t) | Gonzalez, Atl. (TE)   | 23  | 257   | 11.2 | 25   | 1  |
| 15t) | *Sanders, Jac.        | 23  | 240   | 10.4 | 51   | 1  |
| 19t) | N. Washington, Ten.   | 22  | 325   | 14.8 | 77t  | 2  |
| 19t) | White, Atl.           | 22  | 280   | 12.7 | 39t  | 1  |
| 19t) | Tate, Sea.            | 22  | 252   | 11.5 | 25   | 2  |
| 19t) | Gates, S.D. (TE)      | 22  | 224   | 10.2 | 34   | 1  |
| 23t) | D. Moore, Oak.        | 21  | 354   | 16.9 | 73t  | 3  |
| 23t) | Hilton, Ind.          | 21  | 331   | 15.8 | 65   | 1  |
| 23t) | Fitzgerald, Ariz      | 21  | 313   | 14.9 | 75t  | 4  |
| 23t) | Colston, N.O.         | 21  | 295   | 14.0 | 26   | 1  |
| 23t) | Kerley, NY-J          | 21  | 274   | 13.0 | 23   | 1  |
| 23t) | S. Smith, Car.        | 21  | 264   | 12.6 | 23   | 0  |
| 23t) | *Ellington, Ariz (RB) | 21  | 151   | 7.2  | 13   | 0  |
| 30t) | T. Smith, Bal.        | 20  | 396   | 19.8 | 48   | 1  |
| 30t) | Jennings, Min.        | 20  | 294   | 14.7 | 70t  | 2  |
| 30t) | Cruz, NY-G            | 20  | 288   | 14.4 | 30   | 2  |
| 30t) | V. Davis, S.F. (TE)   | 20  | 257   | 12.9 | 64t  | 4  |
| 30t) | Sproles, N.O. (RB)    | 20  | 162   | 8.1  | 22   | 1  |
| 35t) | D. Thomas, Den.       | 19  | 362   | 19.1 | 78t  | 3  |
| 35t) | Streater, Oak.        | 19  | 328   | 17.3 | 66   | 1  |
| 35t) | Douglas, Atl.         | 19  | 285   | 15.0 | 54   | 0  |
| 35t) | Charles, K.C. (RB)    | 19  | 230   | 12.1 | 71t  | 3  |
| 35t) | Shorts, Jac.          | 19  | 195   | 10.3 | 21   | 2  |
| 40t) | Jackson, Phi.         | 18  | 258   | 14.3 | 51   | 1  |
| 40t) | Bowe, K.C.            | 18  | 238   | 13.2 | 34t  | 3  |
| 40t) | Clay, Mia. (TE)       | 18  | 238   | 13.2 | 45   | 2  |
| 40t) | Roberts, Ariz         | 18  | 232   | 12.9 | 34t  | 1  |



|                            |    |     |      |     |   |
|----------------------------|----|-----|------|-----|---|
| 40t) Welker, Den.          | 18 | 206 | 11.4 | 26  | 2 |
| 40t) *Wright, T.B. (TE)    | 18 | 196 | 10.9 | 24  | 0 |
| 40t) M. Bennett, Chi. (TE) | 18 | 195 | 10.8 | 30  | 2 |
| 40t) Sanders, Pit.         | 18 | 195 | 10.8 | 55t | 4 |
| 48t) Baldwin, Sea.         | 17 | 304 | 17.9 | 52  | 2 |
| 48t) M. Jones, Cin.        | 17 | 286 | 16.8 | 29  | 4 |
| 48t) Cook, St.L (TE)       | 17 | 213 | 12.5 | 31  | 2 |
| 48t) *Rivera, Oak. (TE)    | 17 | 202 | 11.9 | 37  | 1 |
| 48t) Sanu, Cin.            | 17 | 179 | 10.5 | 21  | 1 |
| 48t) Johnson, Buf.         | 17 | 168 | 9.9  | 19  | 1 |
| 48t) Witten, Dal. (TE)     | 17 | 165 | 9.7  | 27  | 2 |
| 48t) Woodhead, S.D. (RB)   | 17 | 154 | 9.1  | 39  | 0 |
| 48t) Ogbonnaya, Cle. (RB)  | 17 | 140 | 8.2  | 15  | 0 |
| 48t) Forte, Chi. (RB)      | 17 | 128 | 7.5  | 13  | 1 |

**NFL / LEADING SCORERS, NONKICKERS**

| Rank | Player, Team           | TD | Rush | Rec | Ret | X2 | Pts |
|------|------------------------|----|------|-----|-----|----|-----|
| 1)   | Charles, K.C. (RB)     | 19 | 12   | 7   | 0   | 0  | 114 |
| 2)   | J. Graham, N.O. (TE)   | 16 | 0    | 16  | 0   | 0  | 96  |
| 3t)  | Lynch, Sea. (RB)       | 14 | 12   | 2   | 0   | 0  | 84  |
| 3t)  | D. Thomas, Den. (WR)   | 14 | 0    | 14  | 0   | 0  | 84  |
| 5t)  | Bryant, Dal. (WR)      | 13 | 0    | 13  | 0   | 0  | 78  |
| 5t)  | V. Davis, S.F. (TE)    | 13 | 0    | 13  | 0   | 0  | 78  |
| 5t)  | Moreno, Den. (RB)      | 13 | 10   | 3   | 0   | 0  | 78  |
| 8)   | Marshall, Chi. (WR)    | 12 | 0    | 12  | 0   | 2  | 76  |
| 9)   | Forte, Chi. (RB)       | 12 | 9    | 3   | 0   | 1  | 74  |
| 10t) | Johnson, Det. (WR)     | 12 | 0    | 12  | 0   | 0  | 72  |
| 10t) | J. Thomas, Den. (TE)   | 12 | 0    | 12  | 0   | 0  | 72  |
| 12t) | Decker, Den. (WR)      | 11 | 0    | 11  | 0   | 0  | 66  |
| 12t) | Green, Cin. (WR)       | 11 | 0    | 11  | 0   | 0  | 66  |
| 12t) | *Lacy, G.B. (RB)       | 11 | 11   | 0   | 0   | 0  | 66  |
| 12t) | McCoy, Phi. (RB)       | 11 | 9    | 2   | 0   | 0  | 66  |
| 12t) | Peterson, Min. (RB)    | 11 | 10   | 1   | 0   | 0  | 66  |
| 17t) | Cotchery, Pit. (WR)    | 10 | 0    | 10  | 0   | 0  | 60  |
| 17t) | Fitzgerald, Ariz (WR)  | 10 | 0    | 10  | 0   | 0  | 60  |
| 17t) | Jackson, Buf. (RB)     | 10 | 9    | 1   | 0   | 0  | 60  |
| 17t) | C. Johnson, Ten. (RB)  | 10 | 6    | 4   | 0   | 0  | 60  |
| 17t) | M. Jones, Cin. (WR)    | 10 | 0    | 10  | 0   | 0  | 60  |
| 17t) | Murray, Dal. (RB)      | 10 | 9    | 1   | 0   | 0  | 60  |
| 17t) | Welker, Den. (WR)      | 10 | 0    | 10  | 0   | 0  | 60  |
| 24t) | A. Brown, Pit. (WR)    | 9  | 0    | 8   | 1   | 0  | 54  |
| 24t) | Gordon, Cle. (WR)      | 9  | 0    | 9   | 0   | 0  | 54  |
| 24t) | Gore, S.F. (RB)        | 9  | 9    | 0   | 0   | 0  | 54  |
| 24t) | Jackson, Phi. (WR)     | 9  | 0    | 9   | 0   | 0  | 54  |
| 24t) | *Patterson, Min. (WR)  | 9  | 3    | 4   | 2   | 0  | 54  |
| 29)  | Cooper, Phi. (WR)      | 8  | 0    | 8   | 0   | 2  | 52  |
| 30t) | Bell, Det. (RB)        | 8  | 8    | 0   | 0   | 1  | 50  |
| 30t) | Gonzalez, Atl. (TE)    | 8  | 0    | 8   | 0   | 1  | 50  |
| 30t) | Mendenhall, Ariz (RB)  | 8  | 8    | 0   | 0   | 1  | 50  |
| 33t) | *Allen, S.D. (WR)      | 8  | 0    | 8   | 0   | 0  | 48  |
| 33t) | *Bell, Pit. (RB)       | 8  | 8    | 0   | 0   | 0  | 48  |
| 33t) | *Bernard, Cin. (RB)    | 8  | 5    | 3   | 0   | 0  | 48  |
| 33t) | D. Brown, Ind. (RB)    | 8  | 6    | 2   | 0   | 0  | 48  |
| 33t) | Nelson, G.B. (WR)      | 8  | 0    | 8   | 0   | 0  | 48  |
| 33t) | Royal, S.D. (WR)       | 8  | 0    | 8   | 0   | 0  | 48  |
| 33t) | *Stacy, St.L (RB)      | 8  | 7    | 1   | 0   | 0  | 48  |
| 33t) | Witten, Dal. (TE)      | 8  | 0    | 8   | 0   | 0  | 48  |
| 33t) | Woodhead, S.D. (RB)    | 8  | 2    | 6   | 0   | 0  | 48  |
| 42t) | *M. Brown, Bal. (WR)   | 7  | 0    | 7   | 0   | 1  | 44  |
| 42t) | *Fauria, Det. (TE)     | 7  | 0    | 7   | 0   | 1  | 44  |
| 42t) | Jeffery, Chi. (WR)     | 7  | 0    | 7   | 0   | 1  | 44  |
| 45t) | Blount, N.E. (RB)      | 7  | 7    | 0   | 0   | 0  | 42  |
| 45t) | Boldin, S.F. (WR)      | 7  | 0    | 7   | 0   | 0  | 42  |
| 45t) | Bush, Det. (RB)        | 7  | 4    | 3   | 0   | 0  | 42  |
| 45t) | Cameron, Cle. (TE)     | 7  | 0    | 7   | 0   | 0  | 42  |
| 45t) | Clay, Mia. (TE)        | 7  | 1    | 6   | 0   | 0  | 42  |
| 45t) | Green-Ellis, Cin. (RB) | 7  | 7    | 0   | 0   | 0  | 42  |
| 45t) | Jackson, Atl. (RB)     | 7  | 6    | 1   | 0   | 0  | 42  |
| 45t) | Jackson, T.B. (WR)     | 7  | 0    | 7   | 0   | 0  | 42  |
| 45t) | Mathews, S.D. (RB)     | 7  | 6    | 1   | 0   | 0  | 42  |
| 45t) | A. Morris, Was. (RB)   | 7  | 7    | 0   | 0   | 0  | 42  |
| 45t) | Ridley, N.E. (RB)      | 7  | 7    | 0   | 0   | 0  | 42  |
| 45t) | Tolbert, Car. (RB)     | 7  | 5    | 2   | 0   | 0  | 42  |



NFL / LEADING SCORERS, KICKERS

| Rank | Player, Team         | PAT   | FG    | Pct   | Long | Pts |
|------|----------------------|-------|-------|-------|------|-----|
| 1)   | Gostkowski, N.E.     | 44/44 | 38/41 | .927  | 54   | 158 |
| 2)   | Prater, Den.         | 75/75 | 25/26 | .962  | 64   | 150 |
| 3)   | Novak, S.D.          | 42/42 | 34/37 | .919  | 50   | 144 |
| 4)   | Hauschka, Sea.       | 44/44 | 33/35 | .943  | 53   | 143 |
| 5)   | Crosby, G.B.         | 42/42 | 33/37 | .892  | 57   | 141 |
| 6t)  | Dawson, S.F.         | 44/44 | 32/36 | .889  | 56   | 140 |
| 6t)  | Tucker, Bal.         | 26/26 | 38/41 | .927  | 61   | 140 |
| 8)   | Vinatieri, Ind.      | 34/34 | 35/40 | .875  | 52   | 139 |
| 9t)  | Bailey, Dal.         | 47/47 | 28/30 | .933  | 53   | 131 |
| 9t)  | Carpenter, Buf.      | 32/32 | 33/36 | .917  | 55   | 131 |
| 11)  | Suisham, Pit.        | 39/39 | 30/32 | .938  | 48   | 129 |
| 12)  | Feely, Ariz          | 37/37 | 30/36 | .833  | 52   | 127 |
| 13)  | Folk, NY-J           | 27/27 | 33/36 | .917  | 54   | 126 |
| 14)  | Gould, Chi.          | 45/46 | 26/29 | .897  | 58   | 123 |
| 15)  | Walsh, Min.          | 43/44 | 26/30 | .867  | 54   | 121 |
| 16)  | Succop, K.C.         | 52/52 | 22/28 | .786  | 51   | 118 |
| 17)  | Bironas, Ten.        | 41/41 | 25/29 | .862  | 55   | 116 |
| 18t) | Gano, Car.           | 42/42 | 24/27 | .889  | 55   | 114 |
| 18t) | Henery, Phi.         | 45/45 | 23/28 | .821  | 51   | 114 |
| 20)  | Zuerlein, St.L       | 34/34 | 26/28 | .929  | 54   | 112 |
| 21t) | Bryant, Atl.         | 39/39 | 24/27 | .889  | 53   | 111 |
| 21t) | *Sturgis, Mia.       | 33/33 | 26/34 | .765  | 54   | 111 |
| 23)  | Hartley, N.O.        | 41/41 | 22/30 | .733  | 55   | 107 |
| 24)  | Nugent, Cin.         | 52/53 | 18/22 | .818  | 54   | 106 |
| 25)  | Bullock, Hou.        | 26/26 | 26/35 | .743  | 51   | 104 |
| 26t) | J. Brown, NY-G       | 31/31 | 23/26 | .885  | 52   | 100 |
| 26t) | Janikowski, Oak.     | 37/37 | 21/30 | .700  | 53   | 100 |
| 26t) | Lindell, T.B.        | 31/31 | 23/29 | .793  | 54   | 100 |
| 29)  | Akers, Det.          | 42/43 | 19/24 | .792  | 53   | 99  |
| 30)  | Cundiff, Cle.        | 32/32 | 21/26 | .808  | 51   | 95  |
| 31)  | Scobee, Jac.         | 22/23 | 23/25 | .920  | 55   | 91  |
| 32)  | Forbath, Was.        | 26/26 | 18/22 | .818  | 50   | 80  |
| 33)  | Potter, Was.         | 7/ 7  | 3/ 4  | .750  | 43   | 16  |
| 34)  | S. Graham, Pit.-N.O. | 7/ 7  | 2/ 2  | 1.000 | 40   | 13  |
| 35)  | Lanning, Cle.        | 1/ 1  | 0/ 0  | ---   | --   | 1   |

NFL / TOUCHBACKS ON KICKOFFS

| Rank | Player, Team      | TB |
|------|-------------------|----|
| 1)   | Prater, Den.      | 81 |
| 2)   | Gostkowski, N.E.  | 65 |
| 3)   | Gano, Car.        | 63 |
| 4t)  | Bailey, Dal.      | 52 |
| 4t)  | Morstead, N.O.    | 52 |
| 4t)  | Zuerlein, St.L    | 52 |
| 7)   | Bosher, Atl.      | 50 |
| 8)   | Hauschka, Sea.    | 48 |
| 9)   | Succop, K.C.      | 47 |
| 10)  | Walsh, Min.       | 43 |
| 11t) | Cundiff, Cle.     | 42 |
| 11t) | Tucker, Bal.      | 42 |
| 13t) | Koenen, T.B.      | 41 |
| 13t) | McAfee, Ind.      | 41 |
| 15t) | Dawson, S.F.      | 38 |
| 15t) | Gould, Chi.       | 38 |
| 15t) | Janikowski, Oak.  | 38 |
| 15t) | *Martin, Det.     | 38 |
| 15t) | *Sturgis, Mia.    | 38 |
| 20)  | Henery, Phi.      | 37 |
| 21)  | Scobee, Jac.      | 36 |
| 22t) | J. Brown, NY-G    | 34 |
| 22t) | Carpenter, Buf.   | 34 |
| 24)  | Feely, Ariz       | 33 |
| 25t) | Bironas, Ten.     | 32 |
| 25t) | Nugent, Cin.      | 32 |
| 27)  | Folk, NY-J        | 30 |
| 28)  | Bullock, Hou.     | 29 |
| 29)  | Suisham, Pit.     | 24 |
| 30)  | Novak, S.D.       | 18 |
| 31)  | Masthay, G.B.     | 17 |
| 32)  | Forbath, Was.     | 14 |
| 33)  | Crosby, G.B.      | 13 |
| 34)  | Potter, Was.      | 8  |
| 35)  | Akers, Det.       | 7  |
| 36t) | *Locke, Min.      | 1  |
| 36t) | Weatherford, NY-G | 1  |





**NFL / MOST YARDS FROM SCRIMMAGE**

| Rank | Player, Team           | Yards | Total |      |      | Rushing |      |      | Receiving |      |     |
|------|------------------------|-------|-------|------|------|---------|------|------|-----------|------|-----|
|      |                        |       | Att   | Rec  | Avg  | Yards   | Att  | Avg  | Yards     | Rec  | Avg |
| 1)   | McCoy, Phi. (RB)       | 2146  | 366   | 5.9  | 1607 | 314     | 5.1  | 539  | 52        | 10.4 |     |
| 2)   | Charles, K.C. (RB)     | 1980  | 329   | 6.0  | 1287 | 259     | 5.0  | 693  | 70        | 9.9  |     |
| 3)   | Forte, Chi. (RB)       | 1933  | 363   | 5.3  | 1339 | 289     | 4.6  | 594  | 74        | 8.0  |     |
| 4)   | Gordon, Cle. (WR)      | 1734  | 92    | 18.8 | 88   | 5       | 17.6 | 1646 | 87        | 18.9 |     |
| 5)   | Moreno, Den. (RB)      | 1586  | 301   | 5.3  | 1038 | 241     | 4.3  | 548  | 60        | 9.1  |     |
| 6)   | Lynch, Sea. (RB)       | 1573  | 337   | 4.7  | 1257 | 301     | 4.2  | 316  | 36        | 8.8  |     |
| 7)   | Jeffery, Chi. (WR)     | 1526  | 105   | 14.5 | 105  | 16      | 6.6  | 1421 | 89        | 16.0 |     |
| 8)   | Bush, Det. (RB)        | 1512  | 277   | 5.5  | 1006 | 223     | 4.5  | 506  | 54        | 9.4  |     |
| 9)   | A. Brown, Pit. (WR)    | 1503  | 117   | 12.8 | 4    | 7       | 0.6  | 1499 | 110       | 13.6 |     |
| 10)  | Johnson, Det. (WR)     | 1492  | 84    | 17.8 | 0    | 0       | ---  | 1492 | 84        | 17.8 |     |
| 11)  | Murray, Dal. (RB)      | 1474  | 270   | 5.5  | 1124 | 217     | 5.2  | 350  | 53        | 6.6  |     |
| 12)  | Mathews, S.D. (RB)     | 1444  | 311   | 4.6  | 1255 | 285     | 4.4  | 189  | 26        | 7.3  |     |
| 13)  | Peterson, Min. (RB)    | 1437  | 308   | 4.7  | 1266 | 279     | 4.5  | 171  | 29        | 5.9  |     |
| 14)  | *Lacy, G.B. (RB)       | 1435  | 319   | 4.5  | 1178 | 284     | 4.1  | 257  | 35        | 7.3  |     |
| 15)  | D. Thomas, Den. (WR)   | 1430  | 92    | 15.5 | 0    | 0       | ---  | 1430 | 92        | 15.5 |     |
| 16)  | Green, Cin. (WR)       | 1426  | 98    | 14.6 | 0    | 0       | ---  | 1426 | 98        | 14.6 |     |
| 17)  | C. Johnson, Ten. (RB)  | 1422  | 321   | 4.4  | 1077 | 279     | 3.9  | 345  | 42        | 8.2  |     |
| 18)  | A. Johnson, Hou. (WR)  | 1407  | 109   | 12.9 | 0    | 0       | ---  | 1407 | 109       | 12.9 |     |
| 19)  | Garcon, Was. (WR)      | 1365  | 115   | 11.9 | 19   | 2       | 9.5  | 1346 | 113       | 11.9 |     |
| 20)  | A. Morris, Was. (RB)   | 1353  | 285   | 4.7  | 1275 | 276     | 4.6  | 78   | 9         | 8.7  |     |
| 21)  | Jackson, Phi. (WR)     | 1334  | 85    | 15.7 | 2    | 3       | 0.7  | 1332 | 82        | 16.2 |     |
| 22)  | Nelson, G.B. (WR)      | 1314  | 85    | 15.5 | 0    | 0       | ---  | 1314 | 85        | 15.5 |     |
| 23)  | Marshall, Chi. (WR)    | 1295  | 100   | 13.0 | 0    | 0       | ---  | 1295 | 100       | 13.0 |     |
| 24)  | Decker, Den. (WR)      | 1288  | 87    | 14.8 | 0    | 0       | ---  | 1288 | 87        | 14.8 |     |
| 25)  | Jackson, Buf. (RB)     | 1283  | 254   | 5.1  | 896  | 207     | 4.3  | 387  | 47        | 8.2  |     |
| 26)  | Gore, S.F. (RB)        | 1269  | 292   | 4.3  | 1128 | 276     | 4.1  | 141  | 16        | 8.8  |     |
| 27)  | *Bell, Pit. (RB)       | 1259  | 289   | 4.4  | 860  | 244     | 3.5  | 399  | 45        | 8.9  |     |
| 28)  | Bryant, Dal. (WR)      | 1234  | 94    | 13.1 | 1    | 1       | 1.0  | 1233 | 93        | 13.3 |     |
| 29)  | Jackson, T.B. (WR)     | 1224  | 79    | 15.5 | 0    | 1       | 0.0  | 1224 | 78        | 15.7 |     |
| 30)  | J. Graham, N.O. (TE)   | 1215  | 86    | 14.1 | 0    | 0       | ---  | 1215 | 86        | 14.1 |     |
| 31)  | *Bernard, Cin. (RB)    | 1209  | 226   | 5.3  | 695  | 170     | 4.1  | 514  | 56        | 9.2  |     |
| 32)  | Bell, Det. (RB)        | 1197  | 219   | 5.5  | 650  | 166     | 3.9  | 547  | 53        | 10.3 |     |
| 33)  | Boldin, S.F. (WR)      | 1190  | 87    | 13.7 | 11   | 2       | 5.5  | 1179 | 85        | 13.9 |     |
| 34)  | D. Williams, Car. (RB) | 1176  | 227   | 5.2  | 843  | 201     | 4.2  | 333  | 26        | 12.8 |     |
| 35)  | T. Smith, Bal. (WR)    | 1128  | 65    | 17.4 | 0    | 0       | ---  | 1128 | 65        | 17.4 |     |
| 36)  | Jones-Drew, Jac. (RB)  | 1117  | 277   | 4.0  | 803  | 234     | 3.4  | 314  | 43        | 7.3  |     |
| 37)  | *Stacy, St.L (RB)      | 1114  | 276   | 4.0  | 973  | 250     | 3.9  | 141  | 26        | 5.4  |     |
| 38)  | Spiller, Buf. (RB)     | 1112  | 234   | 4.8  | 927  | 201     | 4.6  | 185  | 33        | 5.6  |     |
| 39)  | Hilton, Ind. (WR)      | 1089  | 84    | 13.0 | 6    | 2       | 3.0  | 1083 | 82        | 13.2 |     |
| 40)  | Wright, Ten. (WR)      | 1079  | 94    | 11.5 | 0    | 0       | ---  | 1079 | 94        | 11.5 |     |
| 41t) | Douglas, Atl. (WR)     | 1067  | 85    | 12.6 | 0    | 0       | ---  | 1067 | 85        | 12.6 |     |
| 41t) | Edelman, N.E. (WR)     | 1067  | 107   | 10.0 | 11   | 2       | 5.5  | 1056 | 105       | 10.1 |     |
| 43)  | Thomas, N.O. (RB)      | 1062  | 224   | 4.7  | 549  | 147     | 3.7  | 513  | 77        | 6.7  |     |
| 44)  | *Allen, S.D. (WR)      | 1046  | 71    | 14.7 | 0    | 0       | ---  | 1046 | 71        | 14.7 |     |
| 45)  | Floyd, Ariz (WR)       | 1041  | 65    | 16.0 | 0    | 0       | ---  | 1041 | 65        | 16.0 |     |
| 46)  | Woodhead, S.D. (RB)    | 1034  | 182   | 5.7  | 429  | 106     | 4.0  | 605  | 76        | 8.0  |     |
| 47)  | Jennings, Oak. (RB)    | 1025  | 199   | 5.2  | 733  | 163     | 4.5  | 292  | 36        | 8.1  |     |
| 48)  | *Ellington, Ariz (WR)  | 1023  | 157   | 6.5  | 652  | 118     | 5.5  | 371  | 39        | 9.5  |     |
| 49)  | Hartline, Mia. (WR)    | 1016  | 76    | 13.4 | 0    | 0       | ---  | 1016 | 76        | 13.4 |     |
| 50)  | Cruz, NY-G (WR)        | 998   | 73    | 13.7 | 0    | 0       | ---  | 998  | 73        | 13.7 |     |

**NFL / LEADERS IN FIRST DOWNS**

| Rank | Player, Team          | Rush | Rec | Tot |
|------|-----------------------|------|-----|-----|
| 1)   | Charles, K.C. (RB)    | 72   | 32  | 104 |
| 2)   | McCoy, Phi. (RB)      | 79   | 23  | 102 |
| 3)   | Forte, Chi. (RB)      | 74   | 23  | 97  |
| 4)   | Moreno, Den. (RB)     | 53   | 29  | 82  |
| 5)   | Lynch, Sea. (RB)      | 68   | 12  | 80  |
| 6)   | Murray, Dal. (RB)     | 59   | 18  | 77  |
| 7)   | *Lacy, G.B. (RB)      | 61   | 12  | 73  |
| 8)   | A. Brown, Pit. (WR)   | 2    | 69  | 71  |
| 9t)  | Jackson, Buf. (RB)    | 54   | 16  | 70  |
| 9t)  | Marshall, Chi. (WR)   | 0    | 70  | 70  |
| 9t)  | Peterson, Min. (RB)   | 59   | 11  | 70  |
| 12t) | A. Johnson, Hou. (WR) | 0    | 69  | 69  |
| 12t) | Johnson, Det. (WR)    | 0    | 69  | 69  |
| 14t) | Bush, Det. (RB)       | 46   | 22  | 68  |
| 14t) | Gordon, Cle. (WR)     | 4    | 64  | 68  |
| 14t) | Jeffery, Chi. (WR)    | 6    | 62  | 68  |
| 17)  | Bryant, Dal. (WR)     | 0    | 67  | 67  |
| 18)  | D. Thomas, Den. (WR)  | 0    | 66  | 66  |
| 19t) | Bell, Det. (RB)       | 43   | 22  | 65  |
| 19t) | Green, Cin. (WR)      | 0    | 65  | 65  |
| 21)  | C. Johnson, Ten. (RB) | 54   | 10  | 64  |



|                             |    |    |    |
|-----------------------------|----|----|----|
| 22t) Boldin, S.F. (WR)      | 1  | 62 | 63 |
| 22t) Decker, Den. (WR)      | 0  | 63 | 63 |
| 22t) Mathews, S.D. (RB)     | 54 | 9  | 63 |
| 25t) *Bell, Pit. (RB)       | 48 | 13 | 61 |
| 25t) Garcon, Was. (WR)      | 1  | 60 | 61 |
| 25t) J. Graham, N.O. (TE)   | 0  | 61 | 61 |
| 28t) Gore, S.F. (RB)        | 55 | 5  | 60 |
| 28t) Jackson, Phi. (WR)     | 0  | 60 | 60 |
| 28t) Jackson, T.B. (WR)     | 0  | 60 | 60 |
| 28t) Nelson, G.B. (WR)      | 0  | 60 | 60 |
| 32) A. Morris, Was. (RB)    | 57 | 2  | 59 |
| 33t) Edelman, N.E. (WR)     | 2  | 54 | 56 |
| 33t) Gonzalez, Atl. (TE)    | 0  | 56 | 56 |
| 33t) Jones-Drew, Jac. (RB)  | 43 | 13 | 56 |
| 33t) Woodhead, S.D. (RB)    | 26 | 30 | 56 |
| 37t) *Allen, S.D. (WR)      | 0  | 54 | 54 |
| 37t) Colston, N.O. (WR)     | 0  | 54 | 54 |
| 37t) *Stacy, St.L (RB)      | 47 | 7  | 54 |
| 40t) *Bernard, Cin. (RB)    | 32 | 21 | 53 |
| 40t) Hartline, Mia. (WR)    | 0  | 53 | 53 |
| 42t) Thomas, N.O. (RB)      | 31 | 21 | 52 |
| 42t) Wright, Ten. (WR)      | 0  | 52 | 52 |
| 44t) Fitzgerald, Ariz (WR)  | 0  | 49 | 49 |
| 44t) Gates, S.D. (TE)       | 0  | 49 | 49 |
| 44t) Green-Ellis, Cin. (RB) | 48 | 1  | 49 |
| 44t) Welker, Den. (WR)      | 0  | 49 | 49 |
| 48t) *Ellington, Ariz (RB)  | 27 | 21 | 48 |
| 48t) Floyd, Ariz (WR)       | 0  | 48 | 48 |
| 48t) Mendenhall, Ariz (RB)  | 43 | 5  | 48 |
| 48t) Powell, NY-J (RB)      | 35 | 13 | 48 |
| 48t) T. Smith, Bal. (WR)    | 0  | 48 | 48 |
| 48t) Wallace, Mia. (WR)     | 2  | 46 | 48 |

#### NFL / LEADING PUNTERS

| Rank | Player, Team      | No | Yards | Lg | Avg  | TB | Blk | Dwn | OB | Opp Ret | In  | Net     |
|------|-------------------|----|-------|----|------|----|-----|-----|----|---------|-----|---------|
| 1)   | King, Oak.        | 84 | 4107  | 66 | 48.9 | 11 | 2   | 11  | 9  | 42      | 438 | 23 40.1 |
| 2)   | Fields, Mia.      | 85 | 4150  | 74 | 48.8 | 7  | 0   | 8   | 15 | 42      | 407 | 33 42.4 |
| 3)   | Lee, S.F.         | 79 | 3804  | 62 | 48.2 | 9  | 0   | 8   | 3  | 38      | 330 | 27 41.7 |
| 4)   | Nortman, Car.     | 70 | 3344  | 72 | 47.8 | 5  | 0   | 10  | 6  | 36      | 335 | 25 41.6 |
| 5)   | Lechler, Hou.     | 88 | 4189  | 65 | 47.6 | 7  | 0   | 13  | 2  | 43      | 530 | 34 40.0 |
| 6)   | *Martin, Det.     | 72 | 3399  | 72 | 47.2 | 10 | 1   | 7   | 5  | 32      | 250 | 22 40.4 |
| 7)   | Weatherford, NY-G | 91 | 4271  | 68 | 46.9 | 7  | 0   | 7   | 12 | 48      | 655 | 25 38.2 |
| 8)   | Morstead, N.O.    | 61 | 2859  | 61 | 46.9 | 5  | 0   | 7   | 13 | 24      | 180 | 25 42.3 |
| 9)   | Bosher, Atl.      | 68 | 3166  | 63 | 46.6 | 2  | 2   | 9   | 1  | 33      | 251 | 26 41.1 |
| 10)  | Hekker, St.L      | 78 | 3609  | 64 | 46.3 | 4  | 0   | 10  | 11 | 30      | 79  | 19 44.2 |
| 11)  | McAfee, Ind.      | 76 | 3499  | 65 | 46.0 | 7  | 1   | 15  | 8  | 29      | 396 | 27 38.5 |
| 12)  | Colquitt, K.C.    | 87 | 4005  | 65 | 46.0 | 11 | 1   | 15  | 4  | 38      | 246 | 35 40.2 |
| 13)  | Koch, Bal.        | 90 | 4138  | 69 | 46.0 | 9  | 1   | 9   | 12 | 46      | 419 | 27 38.9 |
| 14)  | *Allen, N.E.      | 76 | 3491  | 65 | 45.9 | 12 | 0   | 15  | 7  | 29      | 221 | 29 39.9 |
| 15)  | Zastudil, Ariz    | 78 | 3566  | 60 | 45.7 | 6  | 0   | 13  | 3  | 36      | 321 | 35 40.1 |
| 16)  | Anger, Jac.       | 95 | 4338  | 61 | 45.7 | 8  | 0   | 12  | 6  | 47      | 330 | 31 40.5 |
| 17)  | Quigley, NY-J     | 72 | 3278  | 67 | 45.5 | 3  | 1   | 6   | 10 | 34      | 381 | 21 38.9 |
| 18)  | Huber, Cin.       | 66 | 2982  | 75 | 45.2 | 4  | 0   | 5   | 12 | 25      | 229 | 24 40.5 |
| 19)  | C. Jones, Dal.    | 77 | 3467  | 62 | 45.0 | 6  | 0   | 5   | 2  | 37      | 339 | 30 39.1 |
| 20)  | Jones, Phi.       | 82 | 3681  | 70 | 44.9 | 5  | 1   | 18  | 9  | 28      | 223 | 33 40.5 |
| 21)  | Powell, Buf.-Cin. | 42 | 1881  | 66 | 44.8 | 5  | 0   | 3   | 6  | 21      | 305 | 13 35.1 |
| 22)  | Masthay, G.B.     | 64 | 2854  | 62 | 44.6 | 5  | 0   | 11  | 9  | 20      | 261 | 22 39.0 |
| 23)  | Colquitt, Den.    | 65 | 2893  | 60 | 44.5 | 3  | 1   | 8   | 1  | 28      | 274 | 23 38.8 |
| 24)  | *Locke, Min.      | 75 | 3316  | 65 | 44.2 | 3  | 0   | 14  | 2  | 36      | 318 | 23 39.2 |
| 25)  | Koenen, T.B.      | 87 | 3846  | 62 | 44.2 | 6  | 0   | 12  | 14 | 35      | 393 | 19 38.3 |
| 26)  | Lanning, Cle.     | 84 | 3679  | 59 | 43.8 | 5  | 1   | 10  | 6  | 38      | 357 | 28 37.9 |
| 27)  | Kern, Ten.        | 78 | 3386  | 63 | 43.4 | 2  | 1   | 9   | 7  | 35      | 210 | 32 39.7 |
| 28)  | Scifres, S.D.     | 56 | 2417  | 61 | 43.2 | 1  | 0   | 11  | 6  | 19      | 158 | 30 40.0 |
| 29)  | Ryan, Sea.        | 74 | 3159  | 69 | 42.7 | 5  | 2   | 16  | 2  | 21      | 82  | 28 39.2 |
| 30)  | Rocca, Was.       | 84 | 3526  | 63 | 42.0 | 0  | 1   | 9   | 18 | 39      | 655 | 26 33.8 |
| 31)  | McBriar, Pit.     | 40 | 1652  | 70 | 41.3 | 3  | 1   | 4   | 5  | 18      | 157 | 13 35.0 |
| 32)  | Moorman, Buf.     | 61 | 2511  | 62 | 41.2 | 4  | 0   | 4   | 10 | 26      | 197 | 16 36.6 |
| 33)  | Podlesh, Chi.     | 68 | 2763  | 65 | 40.6 | 2  | 1   | 15  | 11 | 15      | 111 | 27 37.9 |

#### NFL / LEADING PUNTERS, NET AVERAGE

| Rank | Player, Team   | No | Yards | Lg | Avg  | TB | Blk | Dwn | OB | Opp Ret | In  | Net     |
|------|----------------|----|-------|----|------|----|-----|-----|----|---------|-----|---------|
| 1)   | Hekker, St.L   | 78 | 3609  | 64 | 46.3 | 4  | 0   | 10  | 11 | 30      | 79  | 19 44.2 |
| 2)   | Fields, Mia.   | 85 | 4150  | 74 | 48.8 | 7  | 0   | 8   | 15 | 42      | 407 | 33 42.4 |
| 3)   | Morstead, N.O. | 61 | 2859  | 61 | 46.9 | 5  | 0   | 7   | 13 | 24      | 180 | 25 42.3 |
| 4)   | Lee, S.F.      | 79 | 3804  | 62 | 48.2 | 9  | 0   | 8   | 3  | 38      | 330 | 27 41.7 |
| 5)   | Nortman, Car.  | 70 | 3344  | 72 | 47.8 | 5  | 0   | 10  | 6  | 36      | 335 | 25 41.6 |
| 6)   | Bosher, Atl.   | 68 | 3166  | 63 | 46.6 | 2  | 2   | 9   | 1  | 33      | 251 | 26 41.1 |



|     |                   |    |      |    |      |    |   |    |    |    |     |    |      |
|-----|-------------------|----|------|----|------|----|---|----|----|----|-----|----|------|
| 7)  | Anger, Jac.       | 95 | 4338 | 61 | 45.7 | 8  | 0 | 12 | 6  | 47 | 330 | 31 | 40.5 |
| 8)  | Huber, Cin.       | 66 | 2982 | 75 | 45.2 | 4  | 0 | 5  | 12 | 25 | 229 | 24 | 40.5 |
| 9)  | Jones, Phi.       | 82 | 3681 | 70 | 44.9 | 5  | 1 | 18 | 9  | 28 | 223 | 33 | 40.5 |
| 10) | *Martin, Det.     | 72 | 3399 | 72 | 47.2 | 10 | 1 | 7  | 5  | 32 | 250 | 22 | 40.4 |
| 11) | Colquitt, K.C.    | 87 | 4005 | 65 | 46.0 | 11 | 1 | 15 | 4  | 38 | 246 | 35 | 40.2 |
| 12) | King, Oak.        | 84 | 4107 | 66 | 48.9 | 11 | 2 | 11 | 9  | 42 | 438 | 23 | 40.1 |
| 13) | Zastudil, Ariz    | 78 | 3566 | 60 | 45.7 | 6  | 0 | 13 | 3  | 36 | 321 | 35 | 40.1 |
| 14) | Lechler, Hou.     | 88 | 4189 | 65 | 47.6 | 7  | 0 | 13 | 2  | 43 | 530 | 34 | 40.0 |
| 15) | Scifres, S.D.     | 56 | 2417 | 61 | 43.2 | 1  | 0 | 11 | 6  | 19 | 158 | 30 | 40.0 |
| 16) | *Allen, N.E.      | 76 | 3491 | 65 | 45.9 | 12 | 0 | 15 | 7  | 29 | 221 | 29 | 39.9 |
| 17) | Kern, Ten.        | 78 | 3386 | 63 | 43.4 | 2  | 1 | 9  | 7  | 35 | 210 | 32 | 39.7 |
| 18) | *Locke, Min.      | 75 | 3316 | 65 | 44.2 | 3  | 0 | 14 | 2  | 36 | 318 | 23 | 39.2 |
| 19) | Ryan, Sea.        | 74 | 3159 | 69 | 42.7 | 5  | 2 | 16 | 2  | 21 | 82  | 28 | 39.2 |
| 20) | C. Jones, Dal.    | 77 | 3467 | 62 | 45.0 | 6  | 0 | 5  | 2  | 37 | 339 | 30 | 39.1 |
| 21) | Masthay, G.B.     | 64 | 2854 | 62 | 44.6 | 5  | 0 | 11 | 9  | 20 | 261 | 22 | 39.0 |
| 22) | Koch, Bal.        | 90 | 4138 | 69 | 46.0 | 9  | 1 | 9  | 12 | 46 | 419 | 27 | 38.9 |
| 23) | Quigley, NY-J     | 72 | 3278 | 67 | 45.5 | 3  | 1 | 6  | 10 | 34 | 381 | 21 | 38.9 |
| 24) | Colquitt, Den.    | 65 | 2893 | 60 | 44.5 | 3  | 1 | 8  | 1  | 28 | 274 | 23 | 38.8 |
| 25) | McAfee, Ind.      | 76 | 3499 | 65 | 46.0 | 7  | 1 | 15 | 8  | 29 | 396 | 27 | 38.5 |
| 26) | Koenen, T.B.      | 87 | 3846 | 62 | 44.2 | 6  | 0 | 12 | 14 | 35 | 393 | 19 | 38.3 |
| 27) | Weatherford, NY-G | 91 | 4271 | 68 | 46.9 | 7  | 0 | 7  | 12 | 48 | 655 | 25 | 38.2 |
| 28) | Lanning, Cle.     | 84 | 3679 | 59 | 43.8 | 5  | 1 | 10 | 6  | 38 | 357 | 28 | 37.9 |
| 29) | Podlesh, Chi.     | 68 | 2763 | 65 | 40.6 | 2  | 1 | 15 | 11 | 15 | 111 | 27 | 37.9 |
| 30) | Moorman, Buf.     | 61 | 2511 | 62 | 41.2 | 4  | 0 | 4  | 10 | 26 | 197 | 16 | 36.6 |
| 31) | Powell, Buf.-Cin. | 42 | 1881 | 66 | 44.8 | 5  | 0 | 3  | 6  | 21 | 305 | 13 | 35.1 |
| 32) | McBriar, Pit.     | 40 | 1652 | 70 | 41.3 | 3  | 1 | 4  | 5  | 18 | 157 | 13 | 35.0 |
| 33) | Rocca, Was.       | 84 | 3526 | 63 | 42.0 | 0  | 1 | 9  | 18 | 39 | 655 | 26 | 33.8 |

**NFL / PUNT RETURN LEADERS**

| Rank | Player, Team             | Ret | FC | Yards | Avg  | Long | TD |
|------|--------------------------|-----|----|-------|------|------|----|
| 1)   | Doss, Bal.               | 23  | 7  | 359   | 15.6 | 82t  | 1  |
| 2)   | Sherels, Min.            | 22  | 27 | 335   | 15.2 | 86t  | 1  |
| 3)   | Harris, Dal.             | 20  | 10 | 256   | 12.8 | 86t  | 1  |
| 4)   | A. Brown, Pit.           | 32  | 23 | 409   | 12.8 | 67t  | 1  |
| 5)   | *Hyde, G.B.              | 24  | 14 | 296   | 12.3 | 93t  | 1  |
| 6)   | Ginn, Car.               | 26  | 26 | 316   | 12.2 | 41   | 0  |
| 7)   | McCluster, K.C.          | 58  | 11 | 686   | 11.8 | 89t  | 2  |
| 8)   | Benjamin, Cle.           | 22  | 7  | 257   | 11.7 | 79t  | 1  |
| 9)   | Tate, Sea.               | 51  | 14 | 585   | 11.5 | 71   | 0  |
| 10t) | James, S.F.              | 23  | 12 | 251   | 10.9 | 40   | 0  |
| 10t) | Page, T.B.               | 23  | 20 | 251   | 10.9 | 52   | 0  |
| 12)  | Edelman, N.E.            | 35  | 23 | 374   | 10.7 | 43   | 0  |
| 13)  | Tate, Cin.               | 36  | 16 | 336   | 9.3  | 43   | 0  |
| 14)  | Spurlock, Det.-Dal.-Det. | 23  | 12 | 207   | 9.0  | 62   | 0  |
| 15)  | Martin, Hou.             | 39  | 21 | 345   | 8.8  | 87t  | 1  |
| 16)  | *Austin, St.L            | 33  | 11 | 280   | 8.5  | 98t  | 1  |
| 17)  | Holliday, Den.           | 32  | 11 | 271   | 8.5  | 81t  | 1  |
| 18)  | Randle, NY-G             | 29  | 24 | 237   | 8.2  | 32   | 0  |
| 19)  | Thigpen, Mia.            | 34  | 20 | 264   | 7.8  | 34   | 0  |
| 20)  | Sproles, N.O.            | 29  | 21 | 194   | 6.7  | 28   | 0  |
| 21)  | Peterson, Ariz           | 33  | 22 | 198   | 6.0  | 22   | 0  |
| 22)  | McKelvin, Buf.           | 32  | 13 | 180   | 5.6  | 21   | 0  |
| 23)  | *Sanders, Jac.           | 25  | 16 | 140   | 5.6  | 17   | 0  |

**NFL / KICKOFF RETURN LEADERS**

| Rank | Player, Team         | Ret | Yards | Avg  | Long | TD |
|------|----------------------|-----|-------|------|------|----|
| 1)   | *Patterson, Min.     | 43  | 1393  | 32.4 | 109t | 2  |
| 2)   | Harris, Dal.         | 28  | 857   | 30.6 | 90   | 0  |
| 3)   | Demps, K.C.          | 33  | 992   | 30.1 | 95t  | 1  |
| 4)   | J. Jones, Bal.       | 31  | 892   | 28.8 | 77t  | 1  |
| 5)   | Hester, Chi.         | 52  | 1442  | 27.7 | 80   | 0  |
| 6)   | Holliday, Den.       | 28  | 775   | 27.7 | 105t | 1  |
| 7)   | Todman, Jac.         | 26  | 712   | 27.4 | 59   | 0  |
| 8)   | Martin, Hou.         | 36  | 947   | 26.3 | 50   | 0  |
| 9)   | Tate, Cin.           | 35  | 914   | 26.1 | 71   | 0  |
| 10)  | Page, T.B.           | 22  | 548   | 24.9 | 44   | 0  |
| 11)  | Reed, Ind.           | 24  | 590   | 24.6 | 39   | 0  |
| 12)  | Cribbs, NY-J         | 20  | 490   | 24.5 | 42   | 0  |
| 13)  | Ross, G.B.-Det.      | 21  | 514   | 24.5 | 98t  | 1  |
| 14)  | *Hyde, G.B.          | 22  | 531   | 24.1 | 70   | 0  |
| 15)  | Jones, Oak.          | 26  | 623   | 24.0 | 41   | 0  |
| 16)  | Ginn, Car.           | 25  | 595   | 23.8 | 38   | 0  |
| 17)  | Jac. Rodgers, Atl.   | 25  | 575   | 23.0 | 34   | 0  |
| 18)  | Thigpen, Mia.        | 39  | 878   | 22.5 | 50   | 0  |
| 19)  | F. Jones, Pit.       | 23  | 510   | 22.2 | 42   | 0  |
| 20)  | Whittaker, S.D.-Cle. | 29  | 638   | 22.0 | 56   | 0  |
| 21)  | *Cox, NY-G           | 20  | 436   | 21.8 | 56   | 0  |



|     |              |    |     |      |    |   |
|-----|--------------|----|-----|------|----|---|
| 22) | Arenas, Ariz | 23 | 493 | 21.4 | 46 | 0 |
| 23) | Paul, Was.   | 20 | 411 | 20.6 | 39 | 0 |

**NFL / LEADERS IN INTERCEPTIONS**

| Rank | Player, Team      | Int | Yards | Avg  | Long | TD |
|------|-------------------|-----|-------|------|------|----|
| 1)   | Sherman, Sea.     | 8   | 125   | 15.6 | 58t  | 1  |
| 2t)  | Boykin, Phi.      | 6   | 136   | 22.7 | 76   | 1  |
| 2t)  | Levy, Det.        | 6   | 76    | 12.7 | 66t  | 1  |
| 2t)  | Rolle, NY-G       | 6   | 23    | 3.8  | 25   | 0  |
| 5t)  | Gipson, Cle.      | 5   | 143   | 28.6 | 44t  | 1  |
| 5t)  | David, T.B.       | 5   | 87    | 17.4 | 32   | 0  |
| 5t)  | Brock, S.F.       | 5   | 82    | 16.4 | 41   | 1  |
| 5t)  | *Ryan, N.E.       | 5   | 82    | 16.4 | 79t  | 1  |
| 5t)  | Verner, Ten.      | 5   | 68    | 13.6 | 34   | 1  |
| 5t)  | Thomas, Sea.      | 5   | 9     | 1.8  | 11   | 0  |
| 11t) | Lee, Dal.         | 4   | 174   | 43.5 | 74   | 1  |
| 11t) | Jennings, Chi.    | 4   | 111   | 27.8 | 48t  | 2  |
| 11t) | Grimes, Mia.      | 4   | 102   | 25.5 | 94t  | 1  |
| 11t) | Byrd, Buf.        | 4   | 85    | 21.3 | 57   | 0  |
| 11t) | Butler, Ind.      | 4   | 79    | 19.8 | 41t  | 1  |
| 11t) | Leonhard, Buf.    | 4   | 72    | 18.0 | 41   | 0  |
| 11t) | Mitchell, Car.    | 4   | 63    | 15.8 | 38   | 0  |
| 11t) | Demps, K.C.       | 4   | 61    | 15.3 | 35   | 0  |
| 11t) | Haden, Cle.       | 4   | 57    | 14.3 | 29t  | 1  |
| 11t) | *Reid, S.F.       | 4   | 54    | 13.5 | 53   | 0  |
| 11t) | Hall, Was.        | 4   | 49    | 12.3 | 26t  | 2  |
| 11t) | Dansby, Ariz      | 4   | 48    | 12.0 | 23t  | 2  |
| 11t) | A. Williams, Buf. | 4   | 43    | 10.8 | 34   | 0  |
| 11t) | *Alonso, Buf.     | 4   | 38    | 9.5  | 32   | 0  |
| 11t) | Lewis, N.O.       | 4   | 34    | 8.5  | 20   | 0  |
| 11t) | Kuechly, Car.     | 4   | 33    | 8.3  | 30   | 0  |
| 11t) | Graham, Bal.      | 4   | 28    | 7.0  | 28   | 0  |
| 11t) | Talib, N.E.       | 4   | 12    | 3.0  | 14   | 0  |
| 11t) | Patterson, Mia.   | 4   | 7     | 1.8  | 3    | 0  |
| 11t) | Maxwell, Sea.     | 4   | 6     | 1.5  | 6    | 0  |
| 11t) | Shields, G.B.     | 4   | 3     | 0.8  | 7    | 0  |

**NFL / LEADERS IN SACKS**

| Rank | Player, Team           | Sacks |
|------|------------------------|-------|
| 1)   | Mathis, Ind. (LB)      | 19.5  |
| 2)   | R. Quinn, St.L (DE)    | 19.0  |
| 3)   | Hardy, Car. (DE)       | 15.0  |
| 4)   | M. Williams, Buf. (DE) | 13.0  |
| 5)   | Jordan, N.O. (DE)      | 12.5  |
| 6)   | Galette, N.O. (LB)     | 12.0  |
| 7t)  | Abraham, Ariz (LB)     | 11.5  |
| 7t)  | Allen, Min. (DE)       | 11.5  |
| 7t)  | Cha. Jones, N.E. (DE)  | 11.5  |
| 7t)  | Vernon, Mia. (DE)      | 11.5  |
| 11t) | Hali, K.C. (LB)        | 11.0  |
| 11t) | Hatcher, Dal. (DT)     | 11.0  |
| 11t) | Houston, K.C. (LB)     | 11.0  |
| 11t) | Johnson, Car. (DE)     | 11.0  |
| 11t) | Tuck, NY-G (DE)        | 11.0  |
| 16t) | Casey, Ten. (DT)       | 10.5  |
| 16t) | Watt, Hou. (DE)        | 10.5  |
| 16t) | Wilkerson, NY-J (DE)   | 10.5  |
| 16t) | K. Williams, Buf. (DT) | 10.5  |
| 20t) | Hughes, Buf. (LB)      | 10.0  |
| 20t) | Orakpo, Was. (LB)      | 10.0  |
| 20t) | Pace, NY-J (LB)        | 10.0  |
| 20t) | Phillips, Den. (DE)    | 10.0  |
| 20t) | Suggs, Bal. (LB)       | 10.0  |
| 25)  | Dumervil, Bal. (LB)    | 9.5   |
| 26t) | Campbell, Ariz (DE)    | 9.0   |
| 26t) | McCoy, T.B. (DT)       | 9.0   |
| 26t) | Robison, Min. (DE)     | 9.0   |
| 29t) | Bennett, Sea. (DE)     | 8.5   |
| 29t) | Brooks, S.F. (LB)      | 8.5   |
| 29t) | Kerrigan, Was. (LB)    | 8.5   |
| 29t) | C. Long, St.L (DE)     | 8.5   |
| 29t) | A. Smith, S.F. (LB)    | 8.5   |
| 29t) | Wake, Mia. (DE)        | 8.5   |
| 35t) | *Ansah, Det. (DE)      | 8.0   |
| 35t) | Avril, Sea. (DE)       | 8.0   |
| 35t) | Cole, Phi. (LB)        | 8.0   |
| 35t) | Ninkovich, N.E. (DE)   | 8.0   |



|                           |     |
|---------------------------|-----|
| 35t) Worilds, Pit. (LB)   | 8.0 |
| 40t) Babin, Jac. (DE)     | 7.5 |
| 40t) Dareus, Buf. (DT)    | 7.5 |
| 40t) Dunlap, Cin. (DE)    | 7.5 |
| 40t) Gilberry, Cin. (DE)  | 7.5 |
| 40t) Matthews, G.B. (LB)  | 7.5 |
| 40t) Peppers, Chi. (DE)   | 7.5 |
| 40t) Umenyiora, Atl. (DE) | 7.5 |
| 47t) Mercilus, Hou. (LB)  | 7.0 |
| 47t) Selvie, Dal. (DE)    | 7.0 |
| 49t) Daniels, G.B. (DE)   | 6.5 |
| 49t) Dansby, Ariz (LB)    | 6.5 |
| 49t) J. Smith, S.F. (DE)  | 6.5 |

**NFL / FUMBLE RECOVERIES**

| Rank | Player, Team         | TotRec | OffRec | DefRec |
|------|----------------------|--------|--------|--------|
| 1t)  | Brady, N.E.          | 5      | 5      | 0      |
| 1t)  | Edelman, N.E.        | 5      | 5      | 0      |
| 1t)  | Stafford, Det.       | 5      | 5      | 0      |
| 1t)  | Wilson, Sea.         | 5      | 4      | 1      |
| 5t)  | Fitzpatrick, Ten.    | 4      | 4      | 0      |
| 5t)  | Kendricks, Phi.      | 4      | 0      | 4      |
| 5t)  | McKelvin, Buf.       | 4      | 4      | 0      |
| 5t)  | Pryor, Oak.          | 4      | 4      | 0      |
| 5t)  | Romo, Dal.           | 4      | 4      | 0      |
| 10t) | Burnett, G.B.        | 3      | 0      | 3      |
| 10t) | Cason, Ariz          | 3      | 1      | 2      |
| 10t) | *Glennon, T.B.       | 3      | 3      | 0      |
| 10t) | Holliday, Den.       | 3      | 3      | 0      |
| 10t) | Marks, Jac.          | 3      | 0      | 3      |
| 10t) | *McGloin, Oak.       | 3      | 3      | 0      |
| 10t) | Parker, K.C.         | 3      | 1      | 2      |
| 10t) | Roethlisberger, Pit. | 3      | 3      | 0      |
| 10t) | Shaughnessy, Ariz    | 3      | 0      | 3      |
| 10t) | *Smith, NY-J         | 3      | 3      | 0      |
| 10t) | Tannehill, Mia.      | 3      | 3      | 0      |
| 10t) | Wilson, Was.         | 3      | 0      | 3      |

**NFL / OFFENSIVE FUMBLE RECOVERIES**

| Rank | Player, Team         | Ret | Yards | Avg | Long | TD |
|------|----------------------|-----|-------|-----|------|----|
| 1t)  | Brady, N.E.          | 5   | 0     | 0.0 | 0    | 0  |
| 1t)  | Edelman, N.E.        | 5   | 0     | 0.0 | 0    | 0  |
| 1t)  | Stafford, Det.       | 5   | 0     | 0.0 | 0    | 0  |
| 4t)  | Fitzpatrick, Ten.    | 4   | 0     | 0.0 | 0    | 0  |
| 4t)  | McKelvin, Buf.       | 4   | 0     | 0.0 | 0    | 0  |
| 4t)  | Pryor, Oak.          | 4   | 0     | 0.0 | 0    | 0  |
| 4t)  | Romo, Dal.           | 4   | 0     | 0.0 | 0    | 0  |
| 4t)  | Wilson, Sea.         | 4   | 0     | 0.0 | 0    | 0  |
| 9t)  | *Glennon, T.B.       | 3   | 0     | 0.0 | 0    | 0  |
| 9t)  | Holliday, Den.       | 3   | 0     | 0.0 | 0    | 0  |
| 9t)  | *McGloin, Oak.       | 3   | 0     | 0.0 | 0    | 0  |
| 9t)  | Roethlisberger, Pit. | 3   | 0     | 0.0 | 0    | 0  |
| 9t)  | *Smith, NY-J         | 3   | 0     | 0.0 | 0    | 0  |
| 9t)  | Tannehill, Mia.      | 3   | 0     | 0.0 | 0    | 0  |
| 15t) | Boykin, G.B.         | 2   | 15    | 7.5 | 15t  | 1  |
| 15t) | Moreno, Den.         | 2   | 5     | 2.5 | 5    | 0  |
| 15t) | Thomas, Cle.         | 2   | 2     | 1.0 | 2    | 0  |
| 15t) | Anger, Jac.          | 2   | 0     | 0.0 | 0    | 0  |
| 15t) | *Austin, St.L        | 2   | 0     | 0.0 | 0    | 0  |
| 15t) | *Barkley, Phi.       | 2   | 0     | 0.0 | 0    | 0  |
| 15t) | Bell, Det.           | 2   | 0     | 0.0 | 0    | 0  |
| 15t) | Brooks, Hou.         | 2   | 0     | 0.0 | 0    | 0  |
| 15t) | D. Brown, Ind.       | 2   | 0     | 0.0 | 0    | 0  |
| 15t) | Diehl, NY-G          | 2   | 0     | 0.0 | 0    | 0  |
| 15t) | Flacco, Bal.         | 2   | 0     | 0.0 | 0    | 0  |
| 15t) | Griffin III, Was.    | 2   | 0     | 0.0 | 0    | 0  |
| 15t) | Helu, Was.           | 2   | 0     | 0.0 | 0    | 0  |
| 15t) | Henne, Jac.          | 2   | 0     | 0.0 | 0    | 0  |
| 15t) | Hester, Chi.         | 2   | 0     | 0.0 | 0    | 0  |
| 15t) | James, S.F.          | 2   | 0     | 0.0 | 0    | 0  |
| 15t) | Jeffery, Chi.        | 2   | 0     | 0.0 | 0    | 0  |
| 15t) | C. Johnson, Ten.     | 2   | 0     | 0.0 | 0    | 0  |
| 15t) | Kaepernick, S.F.     | 2   | 0     | 0.0 | 0    | 0  |
| 15t) | Kern, Ten.           | 2   | 0     | 0.0 | 0    | 0  |
| 15t) | T. Larsen, T.B.      | 2   | 0     | 0.0 | 0    | 0  |
| 15t) | Manning, Den.        | 2   | 0     | 0.0 | 0    | 0  |
| 15t) | *Manuel, Buf.        | 2   | 0     | 0.0 | 0    | 0  |





|                     |   |   |     |   |   |
|---------------------|---|---|-----|---|---|
| 15t) McCown, Chi.   | 2 | 0 | 0.0 | 0 | 0 |
| 15t) Painter, NY-G  | 2 | 0 | 0.0 | 0 | 0 |
| 15t) Paulsen, Was.  | 2 | 0 | 0.0 | 0 | 0 |
| 15t) Peterson, Ariz | 2 | 0 | 0.0 | 0 | 0 |
| 15t) Sherels, Min.  | 2 | 0 | 0.0 | 0 | 0 |
| 15t) Sherman, Sea.  | 2 | 0 | 0.0 | 0 | 0 |
| 15t) Spiller, Buf.  | 2 | 0 | 0.0 | 0 | 0 |
| 15t) Thigpen, Mia.  | 2 | 0 | 0.0 | 0 | 0 |
| 15t) Todman, Jac.   | 2 | 0 | 0.0 | 0 | 0 |
| 15t) Unger, Sea.    | 2 | 0 | 0.0 | 0 | 0 |
| 15t) Vick, Phi.     | 2 | 0 | 0.0 | 0 | 0 |
| 15t) Yanda, Bal.    | 2 | 0 | 0.0 | 0 | 0 |

**NFL / DEFENSIVE FUMBLE RECOVERIES**

| Rank | Player, Team      | Ret | Yards | Avg  | Long | TD |
|------|-------------------|-----|-------|------|------|----|
| 1t)  | Kendricks, Phi.   | 4   | 6     | 1.5  | 6    | 0  |
| 2t)  | Marks, Jac.       | 3   | 15    | 5.0  | 15   | 0  |
| 2t)  | Burnett, G.B.     | 3   | 12    | 4.0  | 8    | 1  |
| 2t)  | Shaughnessy, Ariz | 3   | 6     | 2.0  | 6t   | 1  |
| 2t)  | Wilson, Was.      | 3   | 1     | 0.3  | 1    | 0  |
| 6t)  | C. Long, St.L     | 2   | 45    | 22.5 | 45t  | 1  |
| 6t)  | Cason, Ariz       | 2   | 43    | 21.5 | 43   | 0  |
| 6t)  | A. Jones, Cin.    | 2   | 43    | 21.5 | 43   | 0  |
| 6t)  | Laurinaitis, St.L | 2   | 43    | 21.5 | 43   | 0  |
| 6t)  | R. Quinn, St.L    | 2   | 33    | 16.5 | 31t  | 1  |
| 6t)  | Weddle, S.D.      | 2   | 27    | 13.5 | 27   | 0  |
| 6t)  | Woodson, Oak.     | 2   | 25    | 12.5 | 25t  | 1  |
| 6t)  | Berry, K.C.       | 2   | 24    | 12.0 | 22   | 0  |
| 6t)  | Freeman, Ind.     | 2   | 24    | 12.0 | 24   | 0  |
| 6t)  | Parker, K.C.      | 2   | 20    | 10.0 | 20   | 0  |
| 6t)  | *Alonso, Buf.     | 2   | 13    | 6.5  | 13   | 0  |
| 6t)  | Burfict, Cin.     | 2   | 13    | 6.5  | 13t  | 1  |
| 6t)  | Galette, N.O.     | 2   | 13    | 6.5  | 10   | 0  |
| 6t)  | *Goodman, Atl.    | 2   | 13    | 6.5  | 13   | 0  |
| 6t)  | Nelson, Cin.      | 2   | 12    | 6.0  | 6    | 0  |
| 6t)  | Hali, K.C.        | 2   | 11    | 5.5  | 11t  | 1  |
| 6t)  | D. Johnson, K.C.  | 2   | 11    | 5.5  | 11   | 0  |
| 6t)  | Jordan, N.O.      | 2   | 11    | 5.5  | 11   | 0  |
| 6t)  | McLeod, St.L      | 2   | 9     | 4.5  | 9    | 0  |
| 6t)  | Verner, Ten.      | 2   | 9     | 4.5  | 9    | 0  |
| 6t)  | Babineaux, Atl.   | 2   | 8     | 4.0  | 8    | 0  |
| 6t)  | *Elam, Bal.       | 2   | 7     | 3.5  | 7    | 0  |
| 6t)  | Williams, NY-G    | 2   | 5     | 2.5  | 5    | 0  |
| 6t)  | Fairley, Det.     | 2   | 4     | 2.0  | 4t   | 1  |
| 6t)  | Ninkovich, N.E.   | 2   | 3     | 1.5  | 3    | 0  |
| 6t)  | Campbell, Ariz    | 2   | 2     | 1.0  | 2    | 0  |
| 6t)  | Keisel, Pit.      | 2   | 1     | 0.5  | 1    | 0  |
| 6t)  | Wilber, Dal.      | 2   | 1     | 0.5  | 1    | 0  |
| 6t)  | Wootton, Chi.     | 2   | 1     | 0.5  | 1    | 0  |
| 6t)  | Allen, Jac.       | 2   | 0     | 0.0  | 0    | 0  |
| 6t)  | Bowman, S.F.      | 2   | 0     | 0.0  | 0    | 0  |
| 6t)  | Ebner, N.E.       | 2   | 0     | 0.0  | 0    | 0  |
| 6t)  | D. Edwards, Car.  | 2   | 0     | 0.0  | 0    | 0  |
| 6t)  | Ellerbe, Mia.     | 2   | 0     | 0.0  | 0    | 0  |
| 6t)  | Hayes, St.L       | 2   | 0     | 0.0  | 0    | 0  |
| 6t)  | Houston, K.C.     | 2   | 0     | 0.0  | 0    | 0  |
| 6t)  | Ihedigbo, Bal.    | 2   | 0     | 0.0  | 0    | 0  |
| 6t)  | Ihenacho, Den.    | 2   | 0     | 0.0  | 0    | 0  |
| 6t)  | Jenkins, NY-G     | 2   | 0     | 0.0  | 0    | 0  |
| 6t)  | Moore, Atl.       | 2   | 0     | 0.0  | 0    | 0  |
| 6t)  | Orakpo, Was.      | 2   | 0     | 0.0  | 0    | 0  |
| 6t)  | *Reid, S.F.       | 2   | 0     | 0.0  | 0    | 0  |
| 6t)  | Sensabaugh, Ten.  | 2   | 0     | 0.0  | 0    | 0  |
| 6t)  | Watt, Hou.        | 2   | 0     | 0.0  | 0    | 0  |
| 6t)  | Williams, G.B.    | 2   | 0     | 0.0  | 0    | 0  |
| 6t)  | Young, Det.       | 2   | 0     | 0.0  | 0    | 0  |



Team/Offense Rank (Within League)

| BAL | BUF | CIN | CLE | DEN | HOU | IND | JAX | KC  | MIA | NE | NYJ | OAK | PIT | SD | TEN | ARI               | ATL | CAR | CHI | DAL | DET | GB | MIN | NO | NYG | PHI | STL | SF  | SEA | TB  | WAS |
|-----|-----|-----|-----|-----|-----|-----|-----|-----|-----|----|-----|-----|-----|----|-----|-------------------|-----|-----|-----|-----|-----|----|-----|----|-----|-----|-----|-----|-----|-----|-----|
| 29  | 19  | 10  | 18  | 1   | 11  | 15  | 31  | 21  | 27  | 7  | 25  | 23  | 20  | 5  | 22  | <b>TYds/G</b> 12  | 14  | 26  | 8   | 16  | 6   | 3  | 13  | 4  | 28  | 2   | 30  | 24  | 17  | 32  | 9   |
| 32  | 29  | 13  | 25  | 2   | 22  | 15  | 30  | 20  | 26  | 11 | 27  | 18  | 19  | 5  | 21  | <b>TYds/P</b> 16  | 14  | 23  | 3   | 7   | 8   | 4  | 10  | 6  | 28  | 1   | 24  | 12  | 9   | 31  | 17  |
| 30  | 2   | 18  | 27t | 15  | 20t | 20t | 31  | 10  | 26  | 9  | 6   | 12  | 27t | 13 | 14  | <b>RYds/G</b> 23  | 32  | 11  | 16  | 24  | 17  | 7  | 8   | 25 | 29  | 1   | 19  | 3   | 4   | 22  | 5   |
| 32  | 14  | 28  | 23  | 20  | 15  | 13  | 31  | 5   | 17  | 9  | 10  | 6   | 29  | 21 | 19  | <b>RshAvg</b> 27  | 24  | 16  | 7   | 8   | 22  | 4  | 2   | 26 | 30  | 1   | 18  | 11  | 12  | 25  | 3   |
| 18  | 28  | 8   | 11  | 1   | 15  | 17  | 22  | 24t | 20  | 10 | 31  | 24t | 12  | 4  | 21  | <b>PsYd/G</b> 13  | 7   | 29  | 5   | 14  | 3   | 6  | 23  | 2  | 19  | 9   | 27  | 30  | 26  | 32  | 16  |
| 30  | 29  | 9   | 27  | 1   | 25  | 16  | 31  | 24  | 28  | 15 | 26  | 18  | 12  | 2  | 14  | <b>PasAvg</b> 11  | 17  | 20  | 5   | 13  | 8   | 7  | 21  | 4  | 19  | 3   | 22  | 10  | 6   | 32  | 23  |
| 28  | 18  | 24  | 19  | 2   | 25  | 3   | 27  | 1   | 23  | 4  | 31  | 30  | 14  | 8  | 21  | <b>%HdInt</b> 29  | 15  | 16  | 12  | 9   | 20  | 17 | 26  | 6  | 32  | 5   | 11  | 7   | 10  | 13  | 22  |
| 20  | 28  | 3   | 17  | 1   | 10  | 5   | 23  | 19  | 30  | 9  | 31  | 24  | 18  | 6  | 12  | <b>Sac/PP</b> 16  | 11  | 26  | 4   | 8   | 2   | 21 | 22  | 7  | 14  | 25  | 15  | 29  | 32  | 27  | 13  |
| 24  | 22t | 9t  | 22t | 1   | 20t | 16  | 31  | 14  | 29  | 2  | 27t | 30  | 17  | 3  | 18  | <b>1D/Gm</b> 11t  | 9t  | 15  | 8   | 13  | 7   | 6  | 19  | 4  | 27t | 5   | 26  | 25  | 20t | 32  | 11t |
| 20  | 29  | 10  | 24  | 2   | 21  | 15  | 32  | 27  | 23  | 16 | 13  | 26  | 14  | 1  | 8   | <b>3D Eff</b> 22  | 5   | 4   | 7   | 25  | 6   | 9  | 19  | 3  | 30  | 12  | 28  | 18  | 17  | 31  | 11  |
| 22  | 30  | 11  | 19  | 1   | 26  | 28t | 20  | 23t | 31  | 18 | 32  | 10  | 9   | 2  | 6   | <b>4D Eff</b> 12  | 21  | 3   | 8   | 5   | 25  | 4  | 14  | 17 | 15t | 15t | 27  | 7   | 13  | 23t | 28t |
| 3   | 29  | 15  | 10  | 22  | 19  | 14  | 32  | 6   | 23  | 11 | 16  | 21  | 4   | 25 | 24  | <b>PR Avg</b> 31  | 20  | 12  | 2   | 5   | 13  | 7  | 1   | 30 | 26  | 27  | 18  | 17  | 9   | 8   | 28  |
| 2   | 29  | 5   | 15  | 6   | 9   | 14  | 3   | 1   | 25  | 12 | 18  | 22  | 21  | 23 | 8   | <b>KR Avg</b> 31  | 10  | 24  | 16  | 4   | 11  | 30 | 7   | 17 | 27  | 26  | 20  | 19  | 28  | 13  | 32  |
| 13  | 27  | 20  | 25  | 24  | 5   | 14  | 12  | 15  | 1   | 10 | 17  | 4   | 31  | 26 | 28  | <b>GPntAv</b> 11  | 16  | 3   | 32  | 18  | 8   | 19 | 22  | 7  | 6   | 21  | 9   | 2   | 29  | 23  | 30  |
| 22  | 30  | 14  | 29  | 23  | 12  | 25  | 7   | 15  | 2   | 16 | 24  | 10  | 31  | 13 | 17  | <b>NPntAv</b> 11  | 6   | 5   | 28  | 20  | 9   | 21 | 18  | 3  | 27  | 8   | 1   | 4   | 19  | 26  | 32  |
| 25  | 22  | 6t  | 27  | 1   | 31  | 14t | 32  | 6t  | 26  | 3  | 29  | 24  | 16t | 12 | 19  | <b>Pts/Gm</b> 16t | 20  | 18  | 2   | 5   | 13  | 8t | 14t | 10 | 28  | 4   | 21  | 11  | 8t  | 30  | 23  |
| 6t  | 10t | 23  | 24t | 1   | 31  | 18  | 8   | 28  | 29  | 6t | 10t | 32  | 3   | 9  | 20  | <b>FG%</b> 21     | 14t | 14t | 12  | 4   | 27  | 13 | 19  | 30 | 17  | 22  | 5   | 14t | 2   | 26  | 24t |

Opponent/Defense Rank (Within League)

| BAL | BUF | CIN | CLE | DEN | HOU | IND | JAX | KC  | MIA | NE | NYJ | OAK | PIT | SD  | TEN | ARI              | ATL | CAR | CHI | DAL | DET | GB  | MIN | NO  | NYG | PHI | STL | SF | SEA | TB  | WAS |
|-----|-----|-----|-----|-----|-----|-----|-----|-----|-----|----|-----|-----|-----|-----|-----|------------------|-----|-----|-----|-----|-----|-----|-----|-----|-----|-----|-----|----|-----|-----|-----|
| 12  | 10  | 3   | 9   | 19  | 7   | 20  | 27t | 24  | 21  | 26 | 11  | 22  | 13  | 23  | 14  | <b>TYds/G</b> 6  | 27t | 2   | 30  | 32  | 16  | 25  | 31  | 4   | 8   | 29  | 15  | 5  | 1   | 17  | 18  |
| 12  | 6   | 2   | 3   | 16  | 14  | 22  | 23  | 21  | 11  | 17 | 9   | 26  | 13  | 31  | 15  | <b>TYds/P</b> 4  | 29  | 7   | 32  | 30  | 25  | 28  | 24  | 10  | 5   | 20  | 18  | 8  | 1   | 19  | 27  |
| 11  | 28  | 5   | 18  | 7t  | 23  | 26  | 29  | 22  | 24  | 30 | 3   | 13  | 21  | 12  | 20  | <b>RYds/G</b> 1  | 31  | 2   | 32  | 27  | 6   | 25  | 16  | 19  | 14  | 10  | 9   | 4  | 7t  | 15  | 17  |
| 5   | 23  | 15  | 8   | 10  | 22  | 25  | 19  | 26  | 18  | 24 | 1   | 11  | 21  | 27  | 17  | <b>RshAvg</b> 2  | 31  | 12  | 32  | 30  | 20  | 29  | 13  | 28  | 6   | 4   | 3   | 9  | 7   | 16  | 14  |
| 12  | 4   | 5   | 8   | 27  | 3   | 13  | 25t | 25t | 16  | 18 | 22  | 28  | 9   | 29  | 11  | <b>PsYd/G</b> 14 | 21  | 6   | 15  | 30  | 23  | 24  | 31  | 2   | 10  | 32  | 19  | 7  | 1   | 17  | 20  |
| 16  | 3   | 2   | 4   | 17  | 13  | 19  | 26  | 14  | 12  | 11 | 18  | 28  | 10  | 31  | 15  | <b>PasAvg</b> 6  | 32  | 5   | 27  | 29  | 20  | 25  | 23  | 7   | 8   | 22  | 24  | 9  | 1   | 21  | 30  |
| 12  | 2   | 7   | 23  | 17  | 32  | 16  | 27  | 6   | 10  | 13 | 24  | 31  | 30  | 26  | 21  | <b>%HdInt</b> 8  | 28  | 5   | 4   | 20  | 19  | 25  | 29  | 22  | 15  | 14  | 18  | 11 | 1   | 3   | 9   |
| 11  | 3   | 14  | 18t | 17  | 18t | 9   | 30  | 8   | 12  | 7  | 15  | 16  | 27  | 23  | 20  | <b>Sac/PP</b> 10 | 25  | 1   | 26  | 32  | 28  | 6   | 24  | 4   | 29  | 31  | 2   | 21 | 5   | 22  | 13  |
| 6t  | 12  | 3t  | 20  | 27  | 3t  | 14  | 28t | 10t | 17t | 26 | 9   | 23t | 10t | 17t | 21t | <b>1D/Gm</b> 13  | 16  | 2   | 28t | 32  | 8   | 23t | 30t | 1   | 17t | 30t | 25  | 6t | 3t  | 15  | 21t |
| 3   | 14  | 2   | 31  | 16  | 8   | 15  | 27  | 5   | 17t | 26 | 13  | 28  | 22  | 20  | 7   | <b>3D Eff</b> 11 | 32  | 12  | 25  | 29  | 1   | 17t | 30  | 9   | 23  | 24  | 19  | 6  | 10  | 21  | 4   |
| 23t | 12t | 5   | 15  | 2t  | 9t  | 20  | 30t | 18t | 21  | 1  | 11  | 6t  | 16  | 17  | 27t | <b>4D Eff</b> 9t | 27t | 4   | 30t | 18t | 30t | 25  | 26  | 6t  | 2t  | 12t | 22  | 14 | 8   | 23t | 29  |
| 17  | 25  | 21  | 20  | 23  | 28  | 31  | 5   | 4   | 22  | 9  | 27  | 24  | 16  | 12  | 3   | <b>PR Avg</b> 15 | 8   | 19  | 6   | 18  | 10  | 29  | 14  | 7   | 30  | 11  | 1   | 13 | 2   | 26  | 32  |
| 16  | 17  | 18  | 14  | 32  | 28  | 27  | 3   | 22  | 15  | 6  | 11  | 4   | 12  | 24  | 23  | <b>KR Avg</b> 21 | 25  | 13  | 1   | 7   | 30  | 29  | 31  | 26  | 9   | 19  | 8   | 5  | 20  | 2   | 10  |
| 22  | 18  | 11  | 9   | 23  | 21  | 20  | 4t  | 28  | 8   | 13 | 16  | 1   | 4t  | 30  | 17  | <b>GPntAv</b> 25 | 29  | 19  | 14  | 31  | 12  | 3   | 6   | 26  | 7   | 2   | 32  | 15 | 24  | 10  | 27  |
| 4   | 27  | 17  | 5   | 25  | 24  | 20  | 16  | 6   | 10  | 15 | 13  | 3   | 2   | 31  | 21  | <b>NPntAv</b> 30 | 22  | 26  | 9   | 12  | 11  | 1   | 7   | 32  | 19  | 18  | 29  | 23 | 8   | 14  | 28  |
| 12  | 20  | 5t  | 23  | 22  | 24t | 9   | 28  | 5t  | 8   | 10 | 19  | 29  | 14  | 11  | 16  | <b>Pts/Gm</b> 7  | 27  | 2   | 30t | 26  | 15  | 24t | 32  | 4   | 18  | 17  | 13  | 3  | 1   | 21  | 30t |
| 25  | 17  | 10  | 12t | 20  | 15t | 2t  | 23  | 5   | 14  | 8  | 21  | 22  | 24  | 2t  | 9   | <b>FG%</b> 4     | 32  | 19  | 28  | 18  | 26  | 6t  | 27  | 15t | 30  | 12t | 1   | 6t | 29  | 31  | 11  |



**– SEASON REVIEW CLIPS –**



## **A makeover, not an overhaul** ***Ravens' top priority is to the offense, especially the running game***

By Jeff Zrebiec  
The Baltimore Sun  
January 8, 2014

The Ravens' top decision makers will meet later this week at owner Steve Bisciotti's Florida home and the team's struggling offense will surely dominate the conversation.

But the focus, according to Bisciotti and general manager Ozzie Newsome, will be on adding to an offense that ranked 29th in the NFL this year, not overhauling it.

"When you have a short window of failure that comes out of the blue, the key is not to make wholesale changes," Bisciotti said Wednesday at the annual State of the Ravens address at the Under Armour Performance Center. "To find yourself in the bottom five in offense in almost every category is again something that — had we not had a [good] history in the last five years — I would probably demand wholesale changes.

"But, I think you have to be careful to not to look in a vacuum and throw out the baby with the bathwater, and [you] let people get healthy, let these guys work together for another year [and] add some people to the team in the draft and free agency."

Bisciotti and Newsome reiterated their confidence in quarterback Joe Flacco and running back Ray Rice, who they expect to have bounce-back years. And while offensive coordinator Jim Caldwell engages in head-coaching interviews elsewhere, Ravens head coach John Harbaugh confirmed that much-maligned run coordinator Juan Castillo will remain on his staff for next season, albeit with a new title as the offensive line coach.

Castillo's status was tenuous after the Ravens finished 30th in the NFL in rushing yards per game (83.0) and last in yards per carry (3.1). Their 1,328 rushing yards on the season set a franchise low.

"Juan will be the offensive line coach next year," Harbaugh said. "The rest of it is a little bit in flux right now."

Harbaugh said that he understood why Castillo, who joined the team before last year's Super Bowl as a consultant and then was named the run game coordinator before the season, has been such a "lightning rod" for criticism. Harbaugh blamed himself for giving Castillo the title of run game coordinator while Andy Moeller stayed on as the offensive line coach, and Todd Washington assisted the two.

"Juan functioned as the lead offensive line coach last year," Harbaugh said. "That was his job. The title was a way to have three great offensive line coaches in our mix right there [but] we didn't get the results we wanted to get."

What isn't clear is what becomes of Moeller, who has been on Harbaugh's staff the previous three years. The Ravens parted ways with running backs coach Wilbert Montgomery last week and team officials haven't dismissed the idea that there will be further changes. There has also been no declaration that Caldwell will be back for a second full season as offensive coordinator if he doesn't land a head-coaching job. Caldwell has already interviewed for the Detroit Lions and Washington Redskins' vacancies and he spent Wednesday in Tennessee meeting with Titans' officials.

Bisciotti said he'll talk more to Harbaugh about the coaching staff this weekend in Florida, but he won't demand any changes.

"I never demand," he said. "I do suggest, but right now, I haven't suggested to John to revamp his coaching staff."

Beyond that, the team's brain trust will spend significant time in the days ahead trying to figure out how to re-sign several key offensive free agents, including starting left tackle Eugene Monroe and tight end Dennis Pitta. Newsome said that the Ravens will prioritize getting bigger along the interior of the offensive line as left guard A.Q. Shipley, who started for much of the season after a season-ending back injury to Kelechi Osemele, center Gino Gradkowski and right guard Marshal Yanda are all considered undersized for their positions. Penetration up the middle affected Flacco and the run game all season.

Newsome also vowed to get Flacco another target who can get open on third down and create yards after the catch. Flacco threw a franchise-record 23 interceptions this season and struggled to connect on the deep ball and in the red zone.

"Is it going to be bringing in some additional talent? Probably, yes," Newsome said. "Is it going to be expecting some of our guys to develop and get better? We will need that, too."



But to Newsome, it has to start with having a more reliable running game. He said that he met with Rice last week and Newsome predicted the diminutive back will return to his three-time Pro Bowl form. Rice is coming off the most disappointing season of his career, ranking 30<sup>th</sup> in the NFL with 660 rushing yards.

Second-year back Bernard Pierce also struggled, though both he and Rice were limited by injuries.

"Especially in the AFC North with the type of defenses that you face, you have to have the ability to run the football," Newsome said. "Everybody understands that in 2014, we will do everything we can to be a better run team, because it will make us a better football team."

Harbaugh said that he exchanged text messages with several players during the first-round playoff games last weekend and their disappointment of being home for the postseason came through.

"Our players are more motivated than ever," Harbaugh said. "It's just not acceptable."

Bisciotti wouldn't argue that point, but he wasn't ready to demand changes, either. In past state of Ravens' addresses, he had challenged players or coaches. He admitted that he can be a "little bit of a loose cannon." But there was none of that Wednesday as Bisciotti had already started to move on from this season's disappointment with both excitement and optimism.

"I think it's fair to say it's a failure because our goal is to be one of the top 12," he said. "There are bigger failures out there. There are teams that are a whole lot more disappointed. If we found ourselves at 3-13, like the Falcons, then I think they're sitting there thinking, 'We've got to make a lot of changes.' I really don't think that we do. If 8-8 is a failure, I hope it's a long time before I feel worse than this."

-----

## **Newsome: Bigger interior line, athletic safety, clutch receiver lead offseason agenda** ***Ravens coming off 8-8 season, missing playoffs for first time since the 2007 season***

By Aaron Wilson  
The Baltimore Sun  
January 8, 2014

It didn't take long for Ravens general manager Ozzie Newsome to rattle off a specific list of priorities atop his offseason agenda.

He's looking for a bulkier, more powerful middle of the offensive line, a play-making safety and a sure-handed receiver capable of converting third downs.

Following a disappointing 8-8 season in which the Ravens failed to make the playoffs for the first time since hiring coach John Harbaugh in 2008, Newsome is now faced with upgrading the roster.

The Ravens' offensive line, especially center Gino Gradkowski and left guard A.Q. Shipley, was frequently overmatched in terms of size against imposing defensive linemen. Shipley was forced into action after Kelechi Osemele was ruled out for the season with a bulging disk that required surgery. Between Gradkowski (6 foot 3, 300 pounds), Shipley (6-1, 309 pounds) and Pro Bowl right offensive guard Marshal Yanda (6-3, 305 pounds), it was a relatively small interior offensive line.

"We've got to get bigger in the interior of our offensive line," Newsome said Wednesday during a state-of-the-team press conference at the Ravens' training complex. "That's one of the areas that I think we need to improve on."

The Ravens essentially operated with two strong safeties this season after Michael Huff proved incapable of tackling or covering aggressively. Rookie free safety Matt Elam, a natural strong safety, took Huff's spot in the starting lineup.

Elam finished fourth on the team with 76 tackles, but intercepted just one pass and had three pass deflections in 15 starts at free safety. Strong safety James Ihedigbo is an unrestricted free agent after a strong season in which he registered 98 tackles, three interceptions, two forced fumbles and one fumble recovery.

Elam appears far more comfortable operating closer to the line of scrimmage as a blitzer and enforcer in run support. So, he may shift to strong safety and the Ravens may need to go find a free safety.

Without mentioning Elam's name, Newsome made it clear that the team is looking for more of an impact out of the free safety position. "I think we need to have a more athletic safety in the defense," Newsome said.





The Ravens also struggled to replace the physical slot presence of wide receiver Anquan Boldin after trading him to the San Francisco 49ers following a contract dispute in which he refused to accept a pay cut from his \$6 million base salary.

"We need to be able to get a receiver, whether it's a tight end or a wide receiver, that can make a third-and-7, third-and-8 catch and run after the catch," Newsome said.

If the Ravens can find a quick possession receiver with sure hands similar to New England Patriots wide receivers Julian Edelman or Danny Amendola, it would go a long way toward improving the ability of the offense to convert third downs. The Ravens converted just 92 of 253 (36.4 percent) of their third downs last season.

"If I was to look at the three things today, and that's coming out of a full day of personnel meetings and talking with my staff, those are some areas where we will try to add some," Newsome said. "I also believe in this: You get better by getting yourself better. I have no doubt with the work that John [Harbaugh] and his staff have done in the past, we can have that. The players that we retain on this team will be better players."

-----

## Finding the right wide receiver will be the Ravens' focus this offseason

By Matt Vensel  
The Baltimore Sun  
January 12, 2014

The Ravens know they need another wide receiver and they already know the exact type of playmaker they covet, not that they wanted to go into specifics with the Baltimore media during last week's season-ending news conference.

But general manager Ozzie Newsome did offer one hint as to what the Ravens might be looking for, which should have been obvious to anyone who watched their offense stall throughout the disappointing 2013 season.

"We need to be able to get a receiver — whether it's a tight end or a wide receiver — that can make a third-and-7, third-and-8 catch and run after the catch," Newsome said.

The Ravens had that receiver last year, but they traded Anquan Boldin to the San Francisco 49ers last March. They expected tight end Dennis Pitta to replace some of his production, but when Pitta hurt his hip in training camp, the void left by Boldin became glaring.

Now, after a season in which quarterback Joe Flacco struggled to get in sync with a mostly inexperienced group of wide receivers while throwing a career-high 22 interceptions, the Ravens say adding another wide receiver is one of their top offseason priorities.

"I think we've identified the type of receiver that we want," Newsome said, glancing over at coach John Harbaugh, who was seated to his left. "And when John told me [the type of receiver he wanted], I lit up, because I was right there with him as to what we're looking for in a receiver this year. And I think before the 2014 season ends, we will have that guy on our football team."

There is a reason why Newsome seemed so confident. Matt Miller, the lead NFL draft writer for Bleacher Report, said the group of wide receivers in this year's draft is deep and talented.

He believes Clemson's Sammy Watkins, who many are projecting to be a top-10 pick, is a "can't-miss prospect" and he expects Texas A&M's Mike Evans and USC's Marqise Lee to come off the board in the middle of the first round. He said there is a group of six or seven "really talented" wide receivers who could be selected late in the first round or in the second.

"With so many underclassmen — [19 as of Sunday evening] — entering at the position, there's an amazing amount of talent and upside available," Miller said.

The Ravens will have either the 16th or 17th overall pick in May's draft depending on the outcome of a coin flip with the Dallas Cowboys at the scouting combine.

Miller projected one of those underclassmen, Evans, to the Ravens at that pick in his latest mock draft.

"He's very much like Boldin in that he can essentially box-out and position himself like a tight end and give them the tough yards over the middle they're lacking," Miller said.

After Boldin was shipped to San Francisco, third-year wide receiver Torrey Smith, who led the team with 1,128 receiving yards became the closest thing to a consistent receiving threat, but the Ravens used him on the perimeter on the majority of his snaps.



Undrafted rookie Marlon Brown led the Ravens with seven touchdowns but did not make a major impact outside of the red zone. Jacoby Jones, a pending free agent, was often a non-factor, too. And youngsters Tandon Doss and Deonte Thompson, who competed in the preseason to replace Boldin in the slot, did not come close to meeting the hype from the coaching staff.

The offense lacked a precise route-runner who could gain yards after the catch. Smith was the only Ravens wide receiver who ranked in the top 40 at the position in yards after the catch, according to Pro Football Focus.

"Making plays after the catch is a specialty in this class," Miller said, mentioning players such as Lee, LSU's Odell Beckham and Penn State's Allen Robinson. "Throughout the first three rounds there figures to be plenty of talent available to fit those needs."

Drafting wide receivers is one thing. Developing them is another. And despite hitting on Smith in 2011, the Ravens don't have a good track record. They have drafted 20 wide receivers since 1996. Smith just became the first to top 1,000 receiving yards in a season with the Ravens.

"You can draft a Torrey Smith in the second round, and you can have some success, and you can draft Travis Taylor in the first, and you can blow it. The wide receiver position in the draft, there are a lot of hits and misses," Newsome said. "And what we've tried to do is identify guys that have certain traits that can come in, and I think we've got a real, real good receivers coach in Jim Hostler who helps develop [them]."

If the Ravens choose to go with a proven but more costly commodity in free agency, there are some intriguing options there, too.

Soon-to-be free agent Julian Edelman, who topped 100 catches and 1,000 receiving yards for the New England Patriots this season, is a polished route-runner who has a knack for making plays after the catch, something the Ravens saw firsthand when the Patriots beat them in Week 16.

Eric Decker of the Denver Broncos and Boldin are two other potential free agents who gained a sizable chunk of their yards as slot receivers. Hakeem Nicks of the New York Giants, Jeremy Maclin of the Philadelphia Eagles and Green Bay's James Jones are also among a productive group of NFL wide receivers slated to become free agents.

Whether it is through free agency, the draft or a trade, Newsome believes the Ravens will be able to find the kind of wide receiver they are looking for.

"There is no reason that he might not be here at the beginning of the season," Newsome said. "But I always try to leave myself a little leeway to give us a chance to get it right."

Harbaugh chimed in, saying, "I'm going to put a little pressure on Ozzie to get that going a little bit before the first game, if possible."

"We've identified it, and that's the first step," Newsome replied.

-----

## Putting Ravens' season in perspective

By Jamison Hensley  
ESPN.com  
January 3, 2014

Baltimore Ravens coach John Harbaugh noticed a similar look in his players' eyes when meeting with them for the final time this season.

"I see guys that are a cross between a little -- I don't know if 'stunned' is the right word -- but this is not something they're used to, and they're a little bit ticked off," Harbaugh said.

The Ravens didn't make the playoffs for the first time in Harbaugh's six seasons with the team, so there is going to be heightened criticism on why they failed to measure up this year. But, if you're putting everything in the proper perspective, this season was disappointing but far from devastating.

Baltimore had a chance to win the division with two weeks left in the season, and it had a shot to earn a playoff berth in the final one. Yes, Baltimore failed to return to the playoffs like Denver, New England, Indianapolis and Cincinnati. But it could've been worse. Much worse. The Ravens' season didn't bottom out like the Houston Texans (2-14) and Atlanta Falcons (4-12), two division winners who entered the season with championship aspirations just like Baltimore.



"Over the last couple months, we battled, and it's tough to see it end like this," running back Ray Rice said. "We could've done some great things, and we'll just try to bounce back and get back to where we need to get back to next year."

The Ravens are a victim of their own success. It was 14 years ago, in coach Brian Billick's first season, that an 8-8 season was lauded as a success. It says a lot about how the Ravens' franchise has grown when breaking even is considered an underachievement.

There were a lot of changes made to the Ravens -- the most turnover in a starting lineup ever for a defending Super Bowl champion -- but I still predicted they would win the division because of the talent that remained. But what record would you have predicted if I told you this: Joe Flacco would throw a career-high 22 interceptions, Ray Rice would average a career-worst 3.1 yards per carry and the defense would allow a franchise-worst 134 points in the fourth quarter. Now, 8-8 doesn't seem as bad.

What kept the Ravens from living up to expectations was their inability to beat the NFL's top teams. Baltimore was 1-4 against playoff teams. The Ravens were outscored in losses to Denver, New England and Cincinnati -- the AFC's top three seeds -- by a combined score of 124-51.

What kept the Ravens from making the playoffs were road losses to two last-place teams. Defeats at Buffalo and Cleveland were the difference between an 8-8 season and a 10-6 one.

This sense of disappointment led Harbaugh to wrap up his end-of-the-season press conference by saying, "I'm sorry that we didn't live up to that standard this year, but we will be back."

-----

## Harbaugh Identifies List Of Problems To Fix This Offseason

***The head coach apologized for failing to meet Ravens' standards, but is confident 'we will be back.'***

By Ryan Mink  
BaltimoreRavens.com  
December 31, 2013

Head Coach John Harbaugh opened his season-ending press conference with an apology.

"I apologize for the fact that we're even having this press conference, for the fact that we have to sit here and talk about the fact that we're wrapping up the season and the playoffs haven't even started yet," he said.

The Ravens' five-year stretch of consecutive playoff appearances ended not because of one problem this year. It was a collection of issues.

And on Tuesday, Harbaugh went through the main points that the team will address this offseason.

"[These] are things that would have made a difference in games that probably would have gotten us in the playoffs," he said. "Coaches are working on this."

### Run The Ball Better

Harbaugh said not running the ball effectively was "probably our biggest disappointment."

The Ravens finished with a franchise-low 3.1 yards per carry, which ranked last in the NFL. Baltimore's 83 rushing yards per game were third worst in the league. Pro Bowler Ray Rice put up just 660 rushing yards after topping 1,100 each of the past four years.

There are a number of factors that go into why the run game flopped, and eventually had to be largely abandoned due to lack of effectiveness.

"You've got to be able to throw the ball well to protect the running game," Harbaugh said. "You've got to be able to block people, and move people and knock people around in order to run the ball. You've got to create some angles to create situations where there are mismatches. And you've got to be able to make some plays out there when plays aren't there and create some yards."

Rice's leg injuries (hip then thigh) made it more difficult. The offensive line struggled to pick up the necessary blocks, especially early in the year, and then simply didn't execute well enough when they did. Fullback Vonta Leach was rarely used as the team shifted away from the run.



### Protect Flacco Better

Joe Flacco is the franchise quarterback, and thus there's a high priority on keeping him healthy, something that didn't happen this season.

Flacco was sacked a career-high 48 times. He took the second most sacks of any quarterback in the league this year, trailing only Miami's Ryan Tannehill (58 sacks).

Flacco played the final two games of the regular season, both losses that knocked the Ravens out of the playoffs, with a hobbled left knee as a result of a helmet hit by Lions outside linebacker DeAndre Levy. Flacco was sacked six times in those two games.

### Hit Big Plays

The Ravens were among the best in big plays in 2012, logging 72 over the course of the year to finish third in the NFL.

They thought they would have even more potential for big plays this offseason when they welcomed in more speed to the offense with Deonte Thompson, Tandon Doss, gave Jacoby Jones the No. 2 spot and made Torrey Smith the lead receiver.

But that didn't happen. The Ravens had just 50 big plays, tied for 29th in the league.

Without chain-moving wide receiver Anquan Boldin and tight end Dennis Pitta for most of the year, the Ravens needed to at least get big chunks to move the ball.

### Defense Needs To Finish

In many categories, the Ravens defense improved this season when compared to the Super Bowl-winning unit.

They were 12th in the league in points scored per game (22), compared to 17th a year ago (21.5). The Ravens ranked 12th in yards allowed per game (335.5), an improvement from 17th and an average of 350.9 last season. The Ravens were 12th against the pass and 11th against the run.

"You look at it statistically, you look at the numbers – that's what you do at the end of the year – you've got to say we were a good defense. We were a really good defense," Harbaugh said.

"But, our defensive coaches and our defensive players are going to tell you that that's not good enough. They want to be a top defense – one, maybe two, maybe three when it's all said and done. That is the standard for the Ravens defense, and that's what we're going to chase."

But one area where Baltimore's defense struggled was in the final quarter and minutes of games. It too frequently allowed long scoring drives at the most inopportune times.

The Ravens couldn't get off the field against Green Bay, versus the Steelers at home, Cleveland on the road, in Chicago in overtime, against the Vikings in a back-and-forth game at home, then late against the Bengals after rallying to tie the game at 17.

"We need to be better in the fourth quarter, and we need to be better at protecting leads at the end of the game," Harbaugh said.

Although the Ravens' postseason is starting earlier than usual, Harbaugh is approaching it with "an enthusiasm unknown to mankind," citing his family motto.

"We will work like crazy to improve and become better. But, this is going to be sticking in our craw for quite a long time – I can tell you that," Harbaugh said.

The Ravens will have several months to think about their issues before getting back on the field.

"I'm sorry that we didn't live up to that standard this year, but we will be back," Harbaugh said to end his press conference.

-----



## Steve Bisciotti Calls Season A Failure, But Is Optimistic

*The owner doesn't think the team needs wholesale changes, but expects offensive personnel moves.*

Ryan Mink  
BaltimoreRavens.com  
January 8, 2014

Asked what his top priority will be this offseason, Ravens Owner Steve Bisciotti joked, "Work on that 30-yard chip shot. I'm horrible at it."

More than a week after coming up short of the playoffs for the first time in the past six years, the Ravens' passionate, yet level-headed owner was at peace.

There's no doubt about it. The Ravens' 8-8 record is subpar. But Bisciotti isn't about to push the big red button.

"I think your heart wants to react quickly. I think your head, if you're a wise businessman, you take time and you listen to a lot of people and you contemplate a lot of different things," Bisciotti said.

"Failure is part of success. We're all very disappointed here, as disappointed obviously as our fans are – even more so. I'm comfortable with where we are. I'm comfortable with where we're headed."

Bisciotti and Head Coach John Harbaugh put things in perspective. By the Ravens' standards over the past six years, 8-8 seems like the sky is falling.

"I think it's fair to say it's a failure because our goal is to be one of the top-12," Bisciotti said.

"But there are bigger failures out there. There are teams that are a whole lot more disappointed. ... If 8-8 is a failure, I hope it's a long time before I feel worse than this."

Bisciotti said he felt more disappointed two years ago when the Ravens lost to New England in the AFC championship because that one was more painful. This year's team may not have been as good as that one, but it was still – all things considered – a contender.

The Ravens were tied in the third quarter of their regular-season finale in Cincinnati. Had they executed just a little better even in that last game (like score touchdowns instead of field goals in the first quarter), they would be in the playoffs as the No. 6 seed.

Then who knows? Last year proved that any team in the playoffs can win the Super Bowl.

"I think we could have beaten Cincinnati like San Diego did," Bisciotti said. "I'd be just as comfortable going into Denver and New England this year because of what happened last year."

"We're still 10 days away from losing and it still bothers us all, but quality people take that as fuel and make the most of it. I'm getting over it and I'm excited about going forward."

Bisciotti is taking into account all the aspects that hindered the Ravens this year. Yes, quarterback Joe Flacco threw a career-high 22 interceptions. Yes, the run game ranked last in the NFL in average yards per carry.

But, as Bisciotti pointed out, running backs Ray Rice and Bernard Pierce were limited by multiple injuries. Had they been healthy, maybe the offensive line would have performed better. Had the offensive line done better, maybe the running backs could have done more even with their injuries. Had the run game worked, maybe Flacco wouldn't have had so much on his shoulders.

There are many more factors that go into why the Ravens lost just as many games as they won. For that reason, and because there is cache built up from five previous years in the playoffs, it's not time to throw out philosophies or people that made the franchise so successful.

"When you have a short window of failure that comes out of the blue, the key is not to make wholesale changes," Bisciotti said.

"Had we not had a history in the last five years, then I would probably demand wholesale changes. But, I think you have to be careful to not to look in a vacuum and decide you have to throw out the baby with the bathwater and let people get healthy, let these guys work together for another year, add some people to the team in the draft and free agency."

Don't mistake the comments as being afraid to make changes, however. Baltimore even made wide-sweeping roster alterations after winning Super Bowl XLVII less than a year ago.





The numbers that Bisciotti said were “so striking” was to find the Ravens in the bottom five of nearly every offensive category. Baltimore was 29th in overall offense, 25th in points per game, 30th in rushing and 31st in red-zone touchdown efficiency.

That is where the focus will be on improving.

“I think it’s safe to say that we’re going to look at the offense with the same fine-tooth comb that we looked at the defense last year,” Bisciotti said. “So, I think you’re going to see a lot of changes in personnel and how we approach that. I’m pretty proud of the defense for being able to retool on the fly, and I’ve got the same amount of confidence with these guys in building the offense.”

The Ravens have already begun that process. Harbaugh has already spent time with his coaches, Flacco and Rice in detailed conversations about this year’s offense and what they need to do to be better in 2014. He’ll have many conversations with Newsome about that too.

“There’s no doubt in my mind John has a very good understanding of the direction of this offense and of what we need to do,” General Manager Ozzie Newsome said. “He and I are very much on the same page.”

Overall, Bisciotti’s role won’t change. He’ll listen, let his thoughts be known and let his football people make the decisions. That’s why he said he enjoys the offseason more than the season. Bisciotti gets to do his job managing people, and there’s no stress of the games that are out of his control.

“[My role is] to support my coach and my GM and get this thing moving in the right direction,” Bisciotti said. “We had a lot of failures on the football field – offense and defense. So I know they’ve got their work cut out for them.

“It’s to be a sounding board for them and to encourage them to make the kind of decisions that they believe are the right ones for us. And I love that part of the job. Even under duress, I still love that part of the job.”

-----

## **Ravens asst. GM Eric DeCosta sees chance for team to improve with deep draft**

By Aaron Wilson  
The Baltimore Sun  
January 22, 2014

One year ago, the Ravens' coaching staff was busy preparing for Super Bowl XLVII instead of evaluating draft prospects at the Senior Bowl.

It's an entirely different situation this week.

Following an 8-8 season where they failed to make the playoffs for the first time in six years, the Ravens' offseason has launched much earlier than they had hoped. And the majority of the Ravens' coaches are at the Senior Bowl -- except for coach John Harbaugh as he continues to interview offensive coordinator candidates back in Baltimore -- along with general manager Ozzie Newsome and the scouting department.

As the Ravens head into a challenging time where they're faced with several personnel decisions, including unresolved contract situations for outside linebacker Terrell Suggs, tight end Dennis Pitta and offensive tackle Eugene Monroe, their focus this week is on the upcoming draft class. Between practices Wednesday at Ladd-Peebles Stadium, The Baltimore Sun conducted the following interview with Ravens assistant general manager Eric DeCosta.

What's the mindset like now for the organization about what to do after a year where there were so many problems?

"It is disappointing, but we're going to move on. We're going to use these feelings of disappointment really as momentum for us to attack this offseason with tremendous enthusiasm and diligence. Fortunately, we've been in this position before. We have tremendous confidence in our coaches and scouts and we'll try to make the best decisions for our team based on the culture that John and Ozzie have tried to build long-term here in Baltimore. We'll get this thing turned around for our fans and the Baltimore community.

"I think sometimes you have to get sand kicked in your face a little bit to respond appropriately. We're disappointed by the end of the season. We certainly think we're capable of turning this thing around and getting back in the playoffs this year. We have a lot of confidence in our players that they'll respond to the challenge and get us back to where we belong."

There's been a lot of talk about this team needing to upgrade at wide receiver, tight end, offensive line and free safety. What do you see as the primary needs?



"What we saw after this season is we have a lot of needs at a lot of positions. It's bad to be in that position, I think, as an organization, but I think in terms of building your team it's good because we have the flexibility to draft players at a wide variety of positions. We think we need some running back depth. That definitely would be a position of need. Tight end, we have some uncertainty at that position with different players' contracts being up (Pitta, Ed Dickson, Dallas Clark). So, that's a strong position we think for us to look at in this year's draft.

"Offensive line did not perform up to our standards this year. We'd like to add some additional young players to help us to bolster the strength of that unit, linebacker as well. If we have a chance to select a good, young linebacker, that would be good. Safety, we'd like to address that position in this year's draft. With a lot of good players in the draft, we have a chance to get better at a lot of different positions. And that will be our focus."

Depending on how the coin flip goes with the Dallas Cowboys in February at the NFL scouting combine, you'll either have the 16th or 17th overall pick of the first round. Do you feel good about your chances of obtaining a player who can make an immediate impact?

"That's how we see it. As great as it is to be picking at the end of each round, which is an indicator that you had a good season the year before, it's hard to find good players year after year at the back of each of these rounds and the league has created a system that's really based on creating a sense of parity and an even level of playing field. It's exciting for us when we see the quality of this year's draft. With the top of the draft, we think we have the chance to get an impact player pretty quickly.

"It's a deep draft. If you consider the fact that quarterbacks typically will get drafted pretty high and add those guys into the mix, there's a really good chance that a good player is going to fall down to us. We've had some success in years past thinking about years where we got Suggs [2003], [defensive tackle] Haloti [Ngata in 2006], [cornerback] Chris McAlister [1999]. We've been able to find a very high level player from pick No. 10 on. We're excited about that possibility this year."

After drafting five players last year who played in the Senior Bowl, how important is this all-star game to the Ravens?

"Just getting a chance to see these guys compete against each other on a very even playing field, to see these guys respond to NFL coaching, the drill work, the ability to interview these guys at night, our scouts do a really good job of getting a profile on all these guys, building a personality profile of all of these players, that's a critical piece to the draft puzzle. The Senior Bowl allows us collectively as a staff to talk to these guys, to see these guys up close and personal on the practice field, to get a sense of their body types, personalities. It's a huge litmus test for us to put these guys through to see how they respond, how they compete, how they hold up to the pro style of coaching to different drills to being against a better level of competition. It's a huge thing for us in the evaluation process.

[Senior Bowl executive director and former Ravens executive] Phil Savage, obviously with his Baltimore Ravens ties, this is a great job he does each year. He's tweaked the format, which I think is very scout-friendly. He's built an incredible roster of players this year. For us, it's one-stop shopping. It makes our job very easy."

The NFL has moved the draft to May 8, citing scheduling conflicts at Radio City Music Hall in New York. How do you see the extra time affecting the scouting process?

"Anytime the league tweaks the schedule or makes changes with the draft process we take it as an opportunity to get better. We will tweak some things. We'll do some different things schedule-wise do some different things with the coaches and scouts and we'll use the time wisely. It gives us more time to evaluate players, more time to answer unanswered questions and to get the board lined up. We'll do the best we can to make the best decisions possible for the Ravens."

What's your take on your rookie class from last season, including first-round safety Matt Elam?

"We're excited about all those guys. Matt played a lot this year, and we think he's going to play better and better and better. We're very excited about him. [Second-round inside linebacker] Arthur Brown came back from an injury early in training camp, and his ceiling is unlimited with his athletic skills. We think [third-round defensive tackle] Brandon Williams flashed for us this year with a very, very good preseason, explosive guy. He's really going to have the opportunity to play next year and play well. I think the offseason with him is going to be big. I think [fourth-round outside linebacker] John Simon showed a lot of pass rush skill. A good, young developmental player, his future is very bright. [Fourth-round fullback] Kyle Juszczyk did an outstanding job on special teams for us this year. He's going to be a guy again who should probably find a role on offense, very good hands. We're very, very happy with him.

"[Fifth-round offensive tackle] Ricky Wagner played for us in spurts, did a good job for us and he's going to be a guy who's really going to compete to play. [Sixth-round center Ryan Jensen] is smart, tough, very dedicated, he works his craft. He'll compete with [incumbent starting center] Gino [Gradkowski] and compete with all those interior guys and A.Q. Shipley. I think we'll have a chance to have very good depth and see who emerges from that group of guys. [Seventh-round receiver Aaron Mellette] showed some things in the preseason, made some catches down the field. Anytime you have some young players who compete for one or two spots that's what you're trying to get to have them duke it out."

What do you glean from looking back at the draft picks that don't work out for whichever reason?



"I think what we really try to do is pretty simple. We watch the tape and try to build a consensus with our scouts and coaches. We try to find players that appeal to us in different ways, guys that are versatile, smart and tough who we think would fit in very well. We bring them in. We get them coached up. We develop them in the offseason and we hope that they become what we thought they were going to be. We've made mistakes. Hopefully, we hit on a few guys down the road.

"I think we've got a wonderful structure in place with our scouting staff and our coaches working very, very well together. When you have the scouting, the coaching and the strength and conditioning program all working together, most of our guys really do improve. I think that's been the biggest part of the success we've had."

-----

## Ravens remain optimistic regarding 2013 draft class

By Matt Zenitz  
Carroll County Times  
January 12, 2014

First-round pick Matt Elam was the only member of the Ravens' 2013 draft class to become a starter this season.

He was also the only member of the draft class to play any sort of significant role.

But Baltimore remains optimistic regarding the class despite the lack of an impact it made this season.

"The biggest improvement usually is between the first and second year," Ravens coach John Harbaugh said last week. "That's something that's an old wives' tale in coaching a little bit and football a little bit. Whether it's the first week to the second week, the first game to the second game or the first year to the second year, these guys have been through it now one time. They're going to make major strides."

Even Elam didn't do much of note aside from a late season game against the Detroit Lions.

He finished the year with just one interception, only three pass deflections and without any forced fumbles. He was also beaten for some big plays in coverage, including a 53-yard touchdown in Week 17. But he did start the final 15 games and had 10 tackles, a tackle for a loss and a game-sealing interception during that game against the Lions.

"Matt Elam should be a really, really good safety in this league," Harbaugh said. "He's fast, he's physical, and he's going to understand the expectations a little more. He's going to anticipate checks a little better. He's going to understand what it means to stay deep when you're supposed to stay deep. ...

"Those are things that sometimes you learn from experience the hard way. He didn't make too many mistakes for a guy who played that many repetitions as a safety, so it's a good start for him."

Second-round inside linebacker Arthur Brown only played in sub-packages and finished with just 15 tackles, but Harbaugh said he expects Brown to Baltimore's starting weak-side linebacker in 2014.

Harbaugh also said that third-round defensive tackle Brandon Williams should at the very least be a part of the Ravens' defensive line rotation.

Williams was inactive six of the final eight games, but he did play in seven games.

"He proved that he can play," Harbaugh said. "We had a lot of depth there this year. He had a little maturing to do, and he should be in the mix."

Fourth-round fullback Kyle Juszczyk struggled enough during the summer that the Ravens re-signed veteran Vonta Leach.

He then played just a handful of snaps on offense during the season.

However, Harbaugh said that Juszczyk was one of Baltimore's best players on special teams, and the team is hopeful that he can play a more significant role on offense in 2014.

The Ravens want to be an up-tempo offense. Juszczyk's ability to play multiple positions would give them more options when going up-tempo.



"Kyle has got to be a huge part of what we do going forward. ... He's the link as far as being a move guy, lining up in the backfield and lining up out as a wide receiver," Harbaugh said. "He can do those things. We have high hopes for him."

Sixth-round offensive lineman Ryan Jensen didn't play in any games after breaking his foot early in training camp while fifth-round offensive lineman Ricky Wagner saw just minimal playing time, but both could end up starting next season depending on what Baltimore adds this offseason.

Sixth-round defensive lineman Kapron Lewis-Moore could also challenge for a starting role.

Lewis-Moore missed this year as he worked back from a torn anterior cruciate ligament he suffered as a senior at Notre Dame, but the Ravens had him rated as an earlier-round prospect before he hurt his knee.

Starting defensive tackle Arthur Jones leaving as a free agent would create an opportunity for Lewis-Moore to start. So would Baltimore deciding to part ways with defensive end Chris Canty.

Lewis-Moore practiced for three weeks late in the season before the Ravens decided not to activate him from the non-football injury list. "[He's] got a chance to be a starting five- technique or be in the rotation for sure," Harbaugh said.

Baltimore is also optimistic regarding seventh-round wide receiver Aaron Mellette and fourth-round outside linebacker John Simon.

Mellette missed the season after undergoing knee surgery, but he has good size at 6-foot-2, 217 pounds and had nine catches for 140 yards and two touchdowns during the preseason.

"[He] showed a lot as a deep ball wide receiver and a red zone threat in preseason. ... Aaron is going to be a guy who's going to be in the mix, too," Harbaugh said.

Simon was inactive seven of the final nine games, but coaches at Ohio State raved about Simon's work ethic when he was in college. Harbaugh has also spoken about Simon's work ethic.

"Nobody practices harder, works harder than John Simon," Harbaugh said. "I think he's just going to make himself into a player. He'll find a way to get on the field, one way or another. He's got some pass rushing talent."

So while the class didn't make much of an impact this season, the Ravens are hopeful that those nine members of the class that remain on the roster will all be capable of being bigger factors in 2014.

-----

## **Ravens offense will be critical focus for Harbaugh and staff during offseason**

By Jeff Zrebiec  
The Baltimore Sun  
December 31, 2013

Saying he feels a sense of urgency with his team missing the playoffs for the first time in his six-season tenure, Ravens coach John Harbaugh vowed to explore all avenues this offseason to fix a disappointing offense.

In a 40-plus minute news conference Tuesday at the Under Armour Performance Center, Harbaugh acknowledged that upgrading the much-maligned offensive line is an offseason priority, backed struggling running back Ray Rice and didn't completely rule out changes with his coaching staff.

There have been lingering questions about the status of offensive coordinator Jim Caldwell and run game coordinator Juan Castillo after the Ravens finished the season ranked 30th in the NFL in total offense, and with the least productive running game in franchise history.

"I don't want to get into all that right now because I just don't think that would be fair," Harbaugh said when asked about potential changes on his staff. "I don't want to say that I'm never going to do anything or I'm always going to do something. I don't plan on doing anything right now ... [but] I don't want to make an oath that I really don't know the answer to for the future."

Harbaugh did praise his staff, including Castillo, the 32-year coaching veteran who joined the team as a consultant during last season's playoff run. Castillo signed a lucrative three-year deal to direct the running game and the offensive line, but his first full season with the Ravens was a tumultuous one.



The Ravens finished 30th in the NFL in rushing yards per game (83.0) and last in yards per carry (3.1). Their 1,328 rushing yards on the season was the lowest total in franchise story, significantly falling under the previous low of 1,589 yards in 1997. Quarterback Joe Flacco was also sacked a career-high 48 times.

"It's a lot of things and that's part of it," Harbaugh said when asked about Castillo's responsibility for the offensive line's woes. "Juan Castillo will be the first guy to say put it all on his shoulders. There are probably a lot of people out there willing to do that. ... Being in those meetings every single day and being a part of that thing every single day, I know better, and every one of our players knows better, and every one of our coaches knows that there are a lot of things that go into that. I've got complete confidence and belief in all of our coaches. It goes for Juan Castillo; it goes for all of our guys. I think he's a great coach, but I think all of our guys are great coaches. But, we've got to coach better."

He did call the team's failure to run the football his biggest disappointment.

"Really, we're built — and we philosophically believe — in being a rough, tough, physical offense that can run the football," Harbaugh said. "That's the way we started, and that hasn't changed. No matter where you go with the passing game, that has got to be a staple of what we're going to do. And it wasn't this year. ... We tried like crazy, but we didn't put it together this year."

With the organization not part of the playoffs for the first time since 2007, Harbaugh said that the Ravens' brain trust, which includes owner Steve Bisciotti, team president Dick Cass, general manager Ozzie Newsome, assistant general manager Eric DeCosta and senior vice president of football administration Pat Moriarty, will meet at Bisciotti's Florida home in a couple of weeks to discuss personnel, the salary cap and other big-picture issues.

In the mean time, Harbaugh and his staff are currently working through a "thorough self-examination" of the team's offensive and defensive schemes and the Ravens' personnel. Harbaugh said that "everything is going to be on the table" as far as personnel and scheme changes, and that is particularly true with the offensive line.

Both tackles — Eugene Monroe and Michael Oher — are free agents, starting left guard Kelechi Osemele will be coming off back surgery and center Gino Gradkowski struggled for much of the season though Harbaugh said that he saw "major progress" in Gradkowski's first season as a starter. Only right guard Marshal Yanda is entrenched at a starting position along the line.

"I think there will be a competitive situation pretty much at every spot on the offensive line except right guard," Harbaugh said.

Harbaugh, however, wouldn't put all the blame on the offensive line, which dealt with the retirement of center Matt Birk, a season-ending injury to Osemele and the in-season acquisition of Monroe after left tackle Bryant McKinnie faltered.

He acknowledged that the Ravens' ground attack was affected by the health problems of Ray Rice, who rushed for just 660 yards, ranking 30th in the NFL. Harbaugh said that he met with Rice Tuesday morning and the three-time Pro Bowl selection vowed to come back strong.

"My expectations for Ray Rice are to be one of the very best running backs in the National Football League," Harbaugh said. "That's the standard for Ray. ... When he says he's going to come back in the best shape of his life and be better than ever, I'm confident that he's going to do exactly that."

Harbaugh also expressed confidence that the Ravens' passing game would rebound. The Ravens finished 18th in the NFL in passing yards per game (224) and Flacco's 22 interceptions were three more than any quarterback in team history had ever thrown.

Harbaugh admitted that the team struggled to fill Dennis Pitta's role with the tight end missing the first 12 games with a hip injury, and never did find an adequate replacement for veteran wide receiver Anquan Boldin, who was traded to the San Francisco 49ers for a sixth-round pick in March.

While saying that he thinks adding another wide receiver could be a priority, the head coach made clear that the group's struggles weren't just a personnel issue.

"We were not as good in the passing game as we need to be. We were not on," Harbaugh said. "I think Joe uses the word, 'We're off.' We're just a little off, too often. Whether it's the way a route is run, whether it's accuracy, whether it's the way a play is read out, the way it's organized when it's called, the protection, the [hot routes], we never got that together the way we need to. And if we're going to be what we need to be going forward, we have to go to work on getting that done. It's not going to start in [organized team activities], it's got to start well before that."

To Harbaugh, there's no time like the present.

"I'm not real happy about having the time [now], but we're going to make the most of it," he said. "It goes to the draft, it goes to free agency, and it goes to building our system, scheme-wise. Those are all the things that we'll go to work on right now."





## **After 34-17 loss to Bengals, Ravens miss playoffs for first time since 2007 With 8-8 record, Ravens fail to make postseason for first time under John Harbaugh**

By Jeff Zrebiec  
The Baltimore Sun  
December 30, 2013

Joe Flacco walked slowly off the field, his hands resting on his hips and his head down. He didn't even give a cursory glance at the Cincinnati Bengals celebrating in the end zone.

When he finally got to the sideline following Dre Kirkpatrick's 21-yard interception return for a touchdown, Flacco pulled off his helmet and tossed it to the ground, creating a defining image for a Ravens season that was just minutes away from ending.

Whether that was the moment when it had finally set in for Flacco and the rest of his teammates is unclear, but they'll have plenty of time to digest the reality now.

The Ravens are not going to the playoffs, their title defense officially coming to an end Sunday. A 34-17 loss to the AFC North champion Bengals in front of an announced 62,406 at Paul Brown Stadium sealed the Ravens' fate and ended their NFL-best five-year postseason run.

"It's tough. It's disappointing," Flacco said. "But we're an 8-8 football team — we don't deserve to be there. It just is what it is. Everybody in that locker room is used to winning and getting in the playoffs and giving ourselves a shot to win it all. It's disappointing not to have done that for ourselves, but we didn't play well and at 8-8, we don't deserve to be in there."

Flacco's comments were reiterated throughout a quiet locker room. Nobody made excuses or shifted blame. To a man, the Ravens admitted that they simply weren't good enough to earn the right to keep playing, not just on Sunday, when they allowed Cincinnati to score the game's final 17 points, but all season.

"We have no choice but to accept it," Ravens strong-side linebacker Elvis Dumervil said. "We have a talented group of guys and coaching staff, so it's very disappointing. We worked hard all season and did a lot of good things this year, but it wasn't good enough to make it to the playoffs."

It had all set up perfectly for the Ravens, too. They needed a victory and a loss by either the Miami Dolphins against the New York Jets or the San Diego Chargers versus the playoff-bound Kansas City Chiefs to qualify for the postseason. Just as the Ravens were getting back into their game, the Jets were taking control against the Dolphins en route to a 20-7 victory.

But the Ravens couldn't take advantage and the beneficiary was the Chargers who beat the Chiefs, 27-24, in overtime to capture the second and final wild-card spot. The Ravens' hated rivals, the Pittsburgh Steelers, would have gone to the playoffs if the Chargers lost.

"It's obviously a very difficult, disappointing loss," said Ravens coach John Harbaugh, who was seeking to join Bill Cowher as the only NFL coach to reach the playoffs in the first six seasons to start an NFL head-coaching career. "That's it, that ends it. That stings."

Their final loss might as well serve as a microcosm of their season. The Ravens persevered through a slew of offensive miscues and defensive breakdowns to come back from an 11-point halftime deficit and tie the game late in the third quarter.

But their defense couldn't get off the field and maintain the momentum, allowing a 90-yard scoring drive that ended on Bengals quarterback Andy Dalton's 1-yard touchdown run that gave Cincinnati a 24-17 lead with 13:29 to play.

Of the Ravens' final five possessions, three of them ended on Flacco interceptions, one of them on a Sam Koch punt and another when they were stopped on downs in the game's final seconds. The Bengals, who watched Dalton throw four interceptions, kept giving the visitors opportunities to stay in the game but the Ravens kept handing them right back.

"That's usually the case when you're not sharp enough," said Flacco, whose three interceptions give him 22 for the season, three more than any quarterback in Ravens' history. "Usually, the same problems keep presenting themselves, even at the end of the game. They gave us an easy touchdown there and we can't get it. It's just you're that much off and when you're that much off over the course of 16 games, you're not going to be special enough to win football games. That's just kind of where we are."

All of the Ravens' flaws throughout the year reared on the regular season's final day. When he wasn't throwing interceptions, Flacco was running for his life on his sore left knee. The offensive line struggled and the running game was again nonexistent with starter Ray Rice watching much of the game from the sideline because of what Harbaugh cited as a decision made by the offensive coaches with Rice's quad injury in mind.



Even when they got into Bengals' territory — and they were set up well early thanks to two Dalton interceptions — the Ravens couldn't finish drives. The Ravens were just 1-of-4 from the red zone and finished the season with just two touchdowns in their final 12 quarters.

"I thought that was the issue the week before too, and the week before that," said Harbaugh of the team's red-zone woes. "That's been an issue down the stretch for us — scoring touchdowns in the red zone — and it got us again in this game."

Their lone touchdown Sunday was an 8-yard catch by Marlon Brown, which coupled by Rice's two-point conversion run, tied the game at 17 with 5:13 left in the third quarter. At that point, several of the players noticed on the scoreboard that the Jets had the lead over the Dolphins. The Ravens, who had scored 11 unanswered points in a little over four minutes, certainly had all the momentum.

"When we tied it up at 17, I thought, 'here we go,'" said fullback Vonta Leach. "We hadn't played good all day but we fought to get back in the game. Then, the game just kind of got away from us."

It started with the Bengals' 12-play, 90-yard drive that ate up 6:44 and ended with Dalton all but walking into the end zone. It continued with Flacco throwing an interception on the very next play from scrimmage as Chris Crocker caught a ball that was tipped at the line of scrimmage, setting up a field goal by Mike Nugent.

Two possessions later came another Flacco pick, followed by the backbreaker, Kirkpatrick's 21-yard interception return for a touchdown that made it 34-17 with just over four minutes to play. As he walked off the field following his final interception of 2013, Flacco looked deflated and resigned to the team's fate.

In March, a little more than a month after leading the Ravens to their second Super Bowl title and being named the game's most valuable player, Flacco received a \$120.6 million contract extension, making him the highest paid player in team history.

This certainly wasn't the way he — nor any of the other Ravens — envisioned what began as a magical 2013 ending.

"You have to watch the games, you can't just at the numbers and say, 'That's the problem,'" said wide receiver Torrey Smith, defending his quarterback. "If you're not watching the game, you're not judging anyone fairly. That's fantasy football, looking at the stats. Joe's a warrior for us. He's going to take a lot of heat. He fought through so many things this year. He battled. He didn't quit. He didn't point the finger at anyone. He shouldn't have been in this position heading into the offseason."

-----

## Kubiak is key to turning around Joe Flacco

By Jamison Hensley  
ESPN.com  
January 27, 2014

When the Baltimore Ravens announced Gary Kubiak as offensive coordinator Monday, they also named Rick Dennison as the quarterbacks coach. Make no mistake: Getting Joe Flacco back on track is Kubiak's project.

The Ravens can talk about having a rough and tough philosophy on offense. They can preach about the importance of the running game. How Kubiak will be measured as an offensive coordinator is his impact on Flacco.

It was 11 months ago when the Ravens invested \$52 million in guaranteed money in Flacco. Every move this offseason, beginning with the hiring of the offensive coordinator, has to be made with the focus of making Flacco better. If the Ravens want to get back to the Super Bowl, they need the deep-ball-throwing Flacco from January 2013 and not the interception-prone Flacco from last season.

"You definitely build your offense around your quarterback," coach John Harbaugh said. "It starts with Joe, and those are conversations that we've had going forward. So, we are going to do whatever we can to make Joe the best player he can be, and Joe is fired up about that."

This is why it's dumbfounding that it took the Ravens two weeks to complete their search. It should've taken two days. When the Ravens started look for their next play-caller, there were two candidates that stood out from the rest: Kubiak and Norv Turner. And, if the Browns weren't going to give the Ravens permission to speak to Turner, the no-brainer choice was Kubiak.

Why? Just look at his track record with quarterbacks:

In 2000, Brian Griese led the NFL with a 102.9 passer rating.

In 2004, Jake Plummer ranked fourth in the league with 4,089 yards passing, one more than Brett Favre.



In 2009, Matt Schaub led the NFL in passing with 4,770 yards.

Three mediocre quarterbacks, three unbelievable results. Flacco has a better tool set than all of those quarterbacks, and even the harshest critic would agree with that. It had to cross the Ravens' mind that, if Kubiak can work this magic with an average-at-best quarterback like Schaub, imagine how much of a positive influence he can have on Flacco.

It comes as no surprise that Kubiak had already chatted with Flacco before his introductory news conference began. Their relationship will go a long ways in turning around the NFL's 29th-ranked offense.

"It's our job to find the things that Joe is comfortable with and to make him as successful as we possibly can. And we'll do that," Kubiak said. "I'm just looking forward to sitting down with Joe and really picking his brain in a lot of ways and [seeing] how he has been taught and what he's done in the past. He's a championship quarterback, and that's all you can ask for as a coach in this league."

This is just the start to the offense's reclamation project. The Ravens need to find another wide receiver. They have to find a way to either keep Dennis Pitta or bring in another pass-catching tight end. They have to bring back Eugene Monroe or get someone else just as reliable to protect Flacco's blind side.

In the end, it comes down to Flacco. The Ravens were Super Bowl champions when he threw 11 touchdowns and no interceptions in the playoffs. Baltimore was an 8-8 team when he had 19 touchdowns and 22 interceptions.

This is why the Ravens needed Kubiak. The Ravens and Flacco are in a much better spot today than they were when the season ended, just based on Kubiak's history with elevating a quarterback's play.

"Joe and I need to sit down together, and I need to talk to him about how he feels with what he's done up to this point -- how he feels about the future and what he thinks he needs to do better," Kubiak said. "I need to take my vision of that and study Joe over the course of the [next few weeks] -- starting here very early [Tuesday] morning. And together, we come up with that plan -- how we make him better, how we progress as a player."

-----

## **Ravens Hire TEs Coach Brian Pariani, Promote Steve Spagnuolo To Secondary Coach *Steve Spagnuolo is also becoming the team's assistant head coach.***

By Ryan Mink  
BaltimoreRavens.com  
January 29, 2014

The Ravens have hired Tight Ends Coach Brian Pariani and have appointed Steve Spagnuolo as their new secondary coach. Spagnuolo has also been named the team's assistant head coach.

Pariani replaces the longest-tenured coach on John Harbaugh's staff, Wade Harman, who was with the team from 1999 to 2013.

"Brian has earned a reputation as one of the NFL's top tight ends coaches, and we're excited that he was available and willing to join us," Harbaugh stated.

"Another factor that immediately makes him valuable to us is his familiarity with the offense we want to run. We are making changes on offense, and Brian will be able to help teach and implement them."

Tight ends see a lot of action in Offensive Coordinator Gary Kubiak's offensive system. In 2012, the Texans used the most two-tight end sets in the NFL.

Now Kubiak will have somebody he's very familiar joining him in Baltimore to coach the tight ends. Pariani was Gary Kubiak's tight ends during his entire tenure as head coach in Houston (2006-2013). He was previously a tight ends coach with Kubiak in Denver as well.

Known for being an intense, business-like coach, Pariani has a track record of getting the most out of his tight ends. He has developed strong pass-catching tight ends who are also good at blocking in the Texans' stretch-zone run scheme.

Owen Daniels was a fourth-round pick who became a two-time Pro Bowler (2008 and 2012). Daniels caught 70 passes for 862 yards and two touchdowns in 2008, and 62 passes for 716 yards and six scores in 2012.

Houston's Garrett Graham, another fourth-round pick, turned into a solid receiving option last year when Daniels went down. He caught 49 passes for 545 yards and five touchdowns. Rookie sixth-round pick Ryan Griffin also caught 19 passes for 244 yards and one touchdown last year.



The Ravens will be looking for Pariani to do the same with whatever tight ends they have on the roster next year. They currently only have two tight ends on the roster in Matt Furstenburg and Nathan Overbay.

Dennis Pitta and Ed Dickson are both unrestricted free agents. Pitta said he would “love to stay” and General Manager Ozzie Newsome said “we would like to have Dennis on our football team.”

Pitta is very much in the same mold as Daniels, both as sizeable pass-catching tight ends who can find openings in zones, create mismatches and flex out wide. Fullback Kyle Juszczyk may also work with Pariani and could be more of a pass-catching option in Kubiak’s system.

Spagnuolo, who was a senior defensive assistant last year, will be filling the void left by Teryl Austin’s departure to be Jim Caldwell’s defensive coordinator in Detroit.

Spagnuolo will be returning to being a secondary coach for the first time since he was coaching with Harbaugh in Philadelphia (2001-2003). Although Spagnuolo has been a defensive coordinator (New York Giants, New Orleans Saints) and head coach (St. Louis Rams), his roots are coaching defensive backs.

The Ravens have a talented, young group of defensive backs for Spagnuolo to work with. Cornerback Jimmy Smith merged last year, and is expected to start opposite Lardarius Webb again in 2014. Rookie Matt Elam started nearly the entire year, and the Ravens could welcome in a new playmaking free safety, according to Newsome’s desires.

Last season, Spagnuolo helped Defensive Coordinator Dean Pees studying opponents and contributed some ideas and insight that were different from what the Ravens had done in the past.

“How fortunate are we to have a former NFL head coach, former defensive coordinator and secondary coach become the Ravens’ coach for our defensive backs?” Harbaugh said.

“Steve is one of the outstanding teachers in the NFL, and he already worked with our defensive staff and players last season as a senior assistant. Our players respect him, and a number of our veteran defensive backs recently said to me that they wanted Steve to coach them.”

Special Teams Coordinator Jerry Rosburg was the team’s assistant head coach, and has moved up to associate head coach.

---

## Byrne Identity: John Harbaugh A Non-Factor? Please!

By Kevin Byrne  
BaltimoreRavens.com  
January 28, 2014

You want to know the real story behind the hiring of Gary Kubiak? Here it is, without reading someone’s mind.

(For this Friday, I was planning to write about the hiring of Gary Kubiak and everything I saw over the past couple of weeks in our search for a new offensive coordinator. Instead, I decided to do this today after reading a column in the Baltimore Sun this morning and then hearing some sports talk show hosts repeat what that column proclaimed.

The columnist tweeted this on Monday: “Finger prints of owner, Steve Bisciotti, and general manager Ozzie Newsome all over possible Kubiak hiring. Harbaugh was non-factor.” Columnist then came back this morning with quotes from Ozzie Newsome’s brain: “John, you’ve got one chance to get this right. If you don’t, you could lose the right to name future coaches...”

C’mon Man! This franchise, the Baltimore Ravens, is very well respected for being run the right way, for winning and for letting people do their jobs. Harbaugh a non-factor? Please! Do any of you think that Steve and Ozzie are giving ultimatums to the head coach who won the last Super Bowl played and is the first coach in NFL history to lead teams to the playoffs for five-consecutive years and win at least one game in each of those postseasons?

Hey, it’s a collaborative effort here. We trust each other. We bounce things off each other. What was reported was wrong! Here’s what I know – what I saw with my eyes and heard with my ears – not reading anyone’s mind about the hiring of Gary Kubiak.)

### The Hiring Of Gary Kubiak

“When John [Harbaugh] told us that he didn’t want to leave any stone unturned, he meant it,” general manager Ozzie Newsome chuckled this morning.



"His process for hiring the offensive coordinator was typical John: thorough, tireless and consuming. Ever since Jim [Caldwell] was hired by the Lions, John seemed to spend all of his waking hours working to find the right guy," Newsome said.

Coach Caldwell was named Detroit's head coach on Jan. 14.

"I knew Jim had a legitimate shot to be some team's head coach. I had already started to compile a list of candidates in my mind," Harbaugh explained earlier today. "Before Jim got the job, I also asked Ozzie to canvas our college scouts to get a list of the best at the college level.

"There were obvious ones I thought about right away. There was Jim [Hostler, Ravens wide receivers coach] and the respected coordinators available at the time like Gary [Kubiak], Kyle Shanahan, Brad [Childress], Scott Linehan, Norv Turner, 'Chud' [Rob Chudzinski, who had just been let go as the Browns' head coach].

"There were some [NFL] position coaches I've had my eye on, and Ozzie was a good sounding board here and had some suggestions," Harbs continued. "We brought in Kirby [Wilson, then-Steelers' running backs coach].

"The guys we were immediately serious about seemed serious about us, and there was not a candidate saying, 'Hey, you have to let me know now, or I'm going to another team.' You also had to look at each candidate and make the decision if what he believes in is a fit for us offensively and scheme-wise. You look to find what could fit our players best."

Newsome liked the Harbaugh method. "John was really using the same kind of process we used when we hired him. He was gathering as much information as he could by calling lots of people. We were calling some too and sharing that with him," Newsome explained.

### **The Interviews Start**

The day after Caldwell was named in Detroit, Harbs brought Shanahan to Owings Mills. Within a few days, other coaches visited. Among those arriving were Mike Sullivan [former Tampa Bay OC], Joe Lombardi [formerly of the Saints and the new OC at Detroit] and Charlie Taaffe, the OC at Central Florida, who is a hot name in the coaching world right now.

Harbaugh brought some back for second interviews, all the while making calls on the candidates and listening to others who wanted their hats in the Ravens' ring. (When John brought Shanahan and Wilson back for second interviews, he had each sit with the Ravens' defensive staff to answer questions and present offensive philosophies. Harbs made Hostler do the same. Typical of Harbs, he was being very thorough.)

### **Mystery Candidate Pops Up**

Those second interviews concluded last Friday (Jan. 24) afternoon. And, just when I thought we were close to hiring the coordinator, a new coach came up. A prominent NFC offensive coordinator was interested in the job. When I left the office late that afternoon, Harbs said: "Stand by. We could have a coordinator tomorrow – or, it could be next week. There's another candidate in the mix. And, I'm still calling some guys about the coaches we interviewed."

As it turned out, the NFC team refused permission for us to talk with the prominent OC. However, one of the calls John made was to Rick Dennison, who had been the offensive coordinator for the Texans the last four years. Harbaugh was calling Dennison to talk about Shanahan, because Kyle and Rick had worked together in Houston and Denver.

"Before that conversation with Rick, I was ready to make the call between 'Hoss' [Hostler] and Kyle, two really good coaches. In my conversations with Rick, he suggested reaching out to Gary," Harbaugh explained. "We had discussed Kubiak early in the process, but Gary was a head-coaching candidate, and we knew he had turned down some teams for the offensive coordinator position.

"I called Gary on Saturday, and we had a long conversation. We found that we agreed on many of the fundamentals needed to make an offense great, and he agreed to fly to Baltimore as soon as he could. I let Ozzie know and asked him to help get more information on Gary. Ozzie called Rick Smith [the general manager] of the Texans to get a little more of a feel about where Gary was at right now. Oz called me back and said Rick was very strong on Gary – very positive.

"I called Steve [Bisciotti], who was in Florida, and let him know [the NFC coordinator] was not allowed to interview with us and that I had talked with Gary Kubiak and invited him to interview," Harbaugh continued. "Gary was here Sunday afternoon, and we met at my house. By the end of the evening, I knew we had the right guy.

"On Monday morning, Gary and I met again [at the Under Armour Performance Center]. We talked about the structure of the offense, along with the day-to-day coaching and operations – basically, how the offense would be coordinated. After that, I offered him the job, and he said, 'Yes.'"





### All About Timing

Sometimes it's all about timing.

"I think if we had reached out to Gary when Jim left for the Lions, I don't think we would have gotten him," Harbaugh said this afternoon.

Coach Kubiak agreed. "I wasn't ready to talk about coordinators' jobs two weeks ago and turned down some respected opportunities," Kubiak told me today. "I was thinking about those head-coaching jobs that were open, and my wife and I had talked about the possibility of sitting [out of the NFL] for a year. Truth is, I was looking for something to hit me right between the eyes. The Ravens' job did."

Judging by the smiles around here, that bull's-eye is the target that will move us to a better offense in the 2014 season.

What a coup! Gary Kubiak, recognized as one of the NFL's best coordinators and play-callers, is a Raven. Now that's a good start to the offseason.

Talk with you soon,

Kevin

P.S. By the way, Ozzie made a strong point to me this morning about Jim Caldwell. "I get so angry when I hear or read that John was going to fire Jim if the Lions had not made him their head coach. That is so completely wrong, untrue and really unfair to Jim. Harbs told me he was bringing him back. That's the truth. How does that other stuff get out there as real? Don't you have to have some facts to report before you can say that?"

-----

### **New Ravens quarterbacks coach Rick Dennison has diverse coaching background**

***Dennison played linebacker in the NFL, has coached offensive line, special teams, and coordinated Texans and Broncos offenses***

By Aaron Wilson  
The Baltimore Sun  
January 28, 2014

Rick Dennison was a linebacker by trade for nine seasons with the Denver Broncos, not a quarterback.

Although Dennison has never been a quarterbacks coach before, he's worked closely with them in his capacity as an offensive coordinator.

Now, Dennison is Ravens quarterback Joe Flacco's position coach.

Dennison has a unique background as a coach having been an offensive coordinator for the Houston Texans and Broncos and coaching the offensive line and special teams along the way during 19 seasons as an NFL coach.

Dennison is also expected to operate as Gary Kubiak's right-hand man and confidant as the new Ravens offensive coordinator installs his system. Dennison can pass on Kubiak's terminology, philosophy and plays to the quarterbacks and work in an advisory capacity to Kubiak as they formulate game plans and give input into the direction of the offense during games.

"Dennison is a real smart guy," former Texans offensive tackle Eric Winston said in a telephone interview. "Kubiak and him are close friends. I wouldn't be surprised if Kubiak is in a lot of quarterback meetings, especially at the beginning."

Dennison has drawn praise for his intelligence.

He's a former math teacher who holds a graduate degree in civil engineering.

"I think Rick is a good hire because he really understands Kubiak's offense," NFL Films analyst Greg Cosell said. "He'll be able to get everything across to Joe in the quarterback meetings where they spend a great deal of their time in those individual meetings. There will be symmetry between what Kubiak is trying to get done and what Rick is telling the quarterbacks each day."

Dennison, 55, interviewed for the Chicago Bears' head coaching job last season that ultimately went to Marc Trestman and is highly regarded in NFL circles.

It's his connection with Kubiak that could aid Flacco's transition to a new offense.



"The last few years, being a coordinator with Gary in Houston, I was predominantly in the quarterback room," Dennison said during Monday's introductory news conference. "I know how he thinks with a quarterback, how he coaches a quarterback, having spent my time with him.

"But also I'm going to touch as many areas as I can. I know what kind of system he likes, run and pass, having dealt with it for a long time. So, I'll try to do as much as I can to help that whole process."

In 2012, the Texans established a franchise record with an average of 26 points per game. They finished seventh in total offense, averaging 372.1 yards per game as seven Texans were named to the Pro Bowl.

Houston quarterback Matt Schaub had a disastrous season last year and was benched as he passed for 2,310 yards, 10 touchdowns and 14 interceptions.

The previous season, Schaub passed for 4,008 yards, 22 touchdowns and 12 interceptions.

"Rico is one of the best offensive line coaches in the NFL," former Broncos quarterback Jay Cutler said during a radio interview last year, referencing Dennison's nickname. "Great guy off the field. Very, very smart. Intellectual guy. I have a lot of respect for him."

Dennison is a proponent of the zone-blocking schemes taught to him by Alex Gibbs, the architect of that offense.

Because of his acumen with several positions, Dennison could emerge as an all-around trouble-shooter for the Ravens' offense.

"Dennison can coach running backs," Winston said. "He can coach the line. He can coach tight ends. He can help build the game plan. He's very valuable as a versatile coach."

Ravens coach John Harbaugh envisions Dennison having a multi-faceted role that brings a level of knowledge to each position group.

"We have an opportunity to be really well-organized," Harbaugh said. "We have a chance to tie the whole thing together, and to me that's the most important thing. We're going to have a chance to take the quarterback room and tie it to the running back, tight end, the offensive line, the wide receivers. And that's what Rick is going to give us a chance to do.

"Having been in the system so many times before, he'll be an extension of Gary in the quarterback room, but also across the whole offense. That's what got me excited about him. We talked about this. It's a unique way of doing it, and it's going to be a really effective way of doing it."

Flacco is coming off a rough season where he threw a franchise-record 22 interceptions and finished with a career-low 73.1 quarterback rating. He threw 19 touchdown passes for the NFL's 29th-ranked offense.

Flacco was hampered by an offensive line that allowed him to be sacked a career-high 48 times. Starting running back Ray Rice rushed for just 660 yards while dealing with hip and quadriceps injuries.

"Joe has been very successful and done a lot of great things, but there's a lot of pressure playing that position and a lot is expected of you," said Kubiak, a former Broncos quarterback who backed up Hall of Fame quarterback John Elway. "If anything, I feel very comfortable helping Joe through his years of growth as a player, because I've been with so many guys and seen how that has to take place. This league is about rebounding.

"You're going to have tough times, you're going to have tough days and maybe some years don't go the way you want them to go, but you keep battling and it's about the long haul. There's no doubt in my mind, when Joe is said and done, he's already a championship quarterback, but there's a lot of great things left to happen and I'm looking forward to being part of that."

-----



## A Step Backward Was The Right Step For 2013 Baltimore Ravens

By Samuel Njoku  
CBS Baltimore  
December 31, 2013

What a difference a year makes for the Baltimore Ravens. Around this time last season, the Ravens were preparing for a postseason run that resulted in a Super Bowl championship. But now, Baltimore heads home without a chance to truly defend the title they earned back in February. Gone were the miracle plays on fourth and 29 that shook the foundation of the NFL. Gone were the talks of destiny that had even the most skeptical of pundits believing in the purple and black. Instead, the 2013 NFL season ended with a thud. As bland as the 8-8 record itself, the Baltimore Ravens were an average team at best.

The Super Bowl curse, a term used to define a team whose rise to the mountain top is immediately followed by a crash down to earth, was not a culprit in the demise of this season. The curse is as real as the Easter Bunny and may be twice as ridiculous. The reality of the Ravens situation is much more convoluted.

Baltimore, fresh off one of the most spectacular championship runs in recent history, faced a serious dilemma that could not be taken lightly by the front office. Should the Ravens take another shot at greatness, or take a step back to open up the opportunity for multiple championships down the road? The Ravens made their decision rather quickly.

"We will not repeat what we did in 2001," stated Ravens GM Ozzie Newsome days after winning his second title in Baltimore. "We are trying to build where we can win Super Bowls more than just one more time."

And so the Ravens did what few champions do during their reign. They removed pieces – essential pieces. Ray Lewis walked off into the sunset with Matt Birk close behind. Ed Reed wasn't brought back and Bernard Pollard was kicked out. Ozzie Newsome practically gave Anquan Boldin away while Paul Kruger and Dannell Ellerbe sought greener pastures in the form of the all mighty dollar.

When it was all said and done, only one man remained. The one who got them to the promised land in the first place. Joe Flacco would be the man to get the job done, whether he liked it or not. But surrounding the \$120 million dollar quarterback were holes. Self inflicted wounds that littered the Ravens roster. Baltimore would be forced to patch the holes and the workmanship was shoddy at best. The Ravens acquired some gems in Marlon Brown and Daryl Smith. But they were overshadowed by duds like Michael Huff and Marcus Spears.

If the Ravens were trying to win a championship in 2013, they failed miserably. But that wasn't the case for this football team. Baltimore was clearly a team looking to take one step back in order to take three steps forward. That's not to say the Ravens weren't disappointed. This is an organization that prides itself on winning. And both fans and personnel didn't like what they saw.

The Ravens will have to make a few more moves this off-season before truly propelling themselves back to prominence. It all begins with their offensive line, which played so awful this year that it looked like they were playing for the other team at times. The cosmetic changes will be drastic to both player and coaching personnel – as they should. And while the Ravens are pleased with the progress of Torrey Smith, they're still searching for that top 10 wide receiver to help take Flacco's game to the next level.

The aforementioned moves will cost money and that may force Ravens fans to witness a few prominent players wearing different colored attire in 2014. But every move made by Baltimore will be for the greater good of the football team. It's why they won a championship last season, and it's why they'll almost certainly win another one in the future. The Ravens took the necessary steps in 2013, even if those steps were backwards.

-----

## Pettine latest coach from Ravens' pipeline

By Jamison Hensley  
ESPN.com  
January, 23, 2014

You want to be an NFL coach? I suggest you send a resume to the Baltimore Ravens.

Mike Pettine became the latest former Ravens assistant to land an NFL head coaching job when the Cleveland Browns hired him Thursday. In total, there have been 13 former Ravens coaches who have eventually become NFL head coaches. Seven of the current 32 NFL head coaches -- 21 percent -- have roots with the Ravens: Pettine (Browns), Marvin Lewis (Bengals), Rex Ryan (Jets), Mike Smith (Falcons), Chuck Pagano (Colts), Jim Caldwell (Lions) and Ken Whisenhunt (Titans).

This is an amazingly high number, especially when you consider this is a franchise that has been in existence for 18 years.



Pettine joined Caldwell and Whisenhunt as former Ravens assistants who were hired as NFL coaches this season. Pettine's first NFL coaching job was with the Ravens in 2002 as a coaching assistant. He eventually became the team's outside linebackers coach before leaving with Ryan in 2009 to go to the New York Jets.

The reason for this pipeline is because other teams want to tap into the Ravens' success, especially on the defensive side of the ball. Lewis, the Ravens' first defensive coordinator, became the Cincinnati Bengals' head coach in 2003 after a one-year stint with the Washington Redskins. Mike Nolan, who replaced Lewis as the Ravens' defensive coordinator, was hired as the San Francisco 49ers head coach in 2005. Ryan, who took over for Nolan, became the New York Jets' head coach in 2009. Three years later, Pagano went from being the Ravens' defensive coordinator to the Indianapolis Colts' head coach.

Other former Ravens defensive assistants who have become head coaches are: Pettine, Mike Smith, Jack Del Rio, Mike Singletary and Jim Schwartz. This isn't a surprise when you consider the Ravens regularly have ranked among the best defenses over the last 14 seasons. Middle linebacker Ray Lewis used to joke that he should get a commission for the amount of Ravens defensive coaches who have become head coaches.

Here is the full list of Ravens assistants who have been NFL head coaches (\*current):

\*Jim Caldwell, Lions head coach: Ravens offensive coordinator (2012-13)

Jack Del Rio, former Jaguars head coach: Ravens linebackers coach (1999-2001)

Hue Jackson, former Raiders head coach: Ravens quarterbacks coach (2008-09)

\*Marvin Lewis, Bengals head coach: Ravens defensive coordinator (1996-2001)

Eric Mangini, former head coach for Jets and Browns: Ravens offensive assistant (1996)

Mike Nolan, former 49ers head coach: Ravens wide receivers coach (2001), Ravens defensive coordinator (2002-04)

\*Chuck Pagano, Colts head coach: Ravens secondary coach (2008-10), Ravens defensive coordinator (2011)

\*Mike Pettine, Browns head coach: Ravens coaching assistant (2002-03), Ravens assistant defensive line coach (2004), Ravens outside linebackers coach (2005-08)

\*Rex Ryan, Jets head coach: Ravens defensive line coach (1999-2004), Ravens defensive coordinator (2005-2008)

Jim Schwartz, former Lions head coach: Ravens quality control for defense (1996-98)

Mike Singletary, former 49ers head coach: Ravens linebackers coach (2003-04)

\*Mike Smith, Falcons head coach: Ravens defensive assistant (1999-2001), Ravens linebackers coach (2002)

\*Ken Whisenhunt, former Cardinals head coach and current Titans head coach: Ravens tight ends coach (1997-98)