



BALTIMORE
RAVENS

2008 SEASON REVIEW / 2009 INFORMATION



2008 Review/2009 Information Index

Baltimore Ravens, 2008 Recap/2009 Preview

2008 Season Honors	2
Biographies Not In 2008 Media Guide	215-225
Clips from 2008 Season	226-248
Community News	32
Coordinators Notes	6
Depth Chart	23
First-Round Draft Order	1
Free Agent List, 2009	1
Head Coach John Harbaugh Notes	5
Highlights	3-4
How Built	24
Injury Report	2
Opponents, 2009	1
Player Notes (Defensive)	11-12
Player Notes (Offensive)	12-13
Player Notes (Special Teams)	14
Postseason Notes/Game Recaps/History	16-22
Quotes	33-34
Rankings	2
Rosters	29-31
Schedule/Results, 2008	2
Tale of the Tape	2
Team Notes	7-10

Individual Statistics, 2008

Career Single-Game Bests	78
Game-by-Game, Fumbles (Forced/Recovered)	71-74
Game-by-Game, Interceptions	71-74
Game-by-Game, Kick/Punt Returns	69-70
Game-by-Game, Passing	66
Game-by-Game, Punting	70
Game-by-Game, Receiving	67-68
Game-by-Game, Rushing	66-67
Game-by-Game, Sacks	71-74
Game-by-Game, Special Teams Tackles	75-77
Game-by-Game, Tackles	71-74
Postseason Game-by-Game, Offense and Special Teams	65

Team Statistics/Info, 2008

Drive Charts	90-108
First Downs	88
Game-by-Game, Offense and Defense	61-64
Inside-the-20 Scoring	87
Longest Plays	79-80
Longest Plays, Opponents	81-82
Participation Chart	41
Pass Completions by Distance	89
Player Updated Thumbnail Biographies	177-214
Season in Review, Game-by-Game	42-60
Starters, Game-by-Game	15
Statistics, Postseason	25-26
Statistics, Regular Season	27-28
Superlatives, Individual	84-85
Superlatives, Team	83
Transactions	15
Turnover Table	9, 86

NFL Statistics (Playoffs)

Average Drive Start After Kickoffs	125-126 (161-162)
Final Standings and Team-by-Team Results	109-111
First-Down Plays by Teams	124-125 (160-161)
First Downs, Third Downs, Fourth Downs	122-124 (160)
Kickoffs	125-126 (161-162)
Individual Single-Game Highs	127-131 (162-163)
Individual Statistical Leaders	131-153 (163-176)
Inside-the-20 Scoring	121-122 (159)
NFL Averages	116 (156)
Offense/Defense Yardage by Team	119-120 (158)
Rankings	117-119, 154 (157-158, 176)
Take-Away/Give-Away	120-121 (159)
Team-by-Team Statistics	112-115 (155-156)

Transcript, Season-Ending Press Conference - Jan. 21, 2009	35-40
--	-------



RAVENS 2008 REVIEW / 2009 INFORMATION

2008 OVERVIEW

Surprising Baltimore finished 2nd in the AFC North, but advanced to the playoffs where they lost to the Super Bowl champion Steelers in the AFC Championship game. The Ravens earned the 2nd Wild Card spot in the playoffs with an 11-5 record, which included a 9-2 mark after starting the season 2-3. Baltimore set an NFL record for most wins by a team with both a rookie head coach (John Harbaugh) and rookie QB (Joe Flacco). The Ravens finished 1 game behind Pittsburgh (12-4) in the division. Impressive victories came at Miami (27-13), at Houston (41-13), over the Eagles (36-7) and at Dallas (33-24) in the last game played at Texas Stadium. Most difficult of the losses were 2 memorable battles with Pittsburgh (23-20 in OT at Pit. and 13-9) and a home loss to Tennessee (13-10). The Ravens, who played 18 consecutive weeks because of the loss of their bye (rescheduled due to Hurricane Ike), won at Miami (27-9) in the Wild Card game and beat the Titans in the Divisional contest at Nashville (13-10). Baltimore then fell at Pittsburgh in the AFC title game (23-14).

2008 DEFENSE

The Ravens' defense, coordinated by then-assistant head coach Rex Ryan, enjoyed another dominant season. Ranked 2nd in the NFL, the defense set 3 team records: opponent QB rating (60.6), rushing TDs allowed (4) and rushing 1st downs allowed (58). Baltimore led the NFL with 26 INTs, including a league-high 9 by S Ed Reed. Baltimore was 3rd against the run and 2nd vs. the pass in 2008. The Ravens were tops in the NFL producing "3-and-outs" (60). They did not allow a 100-yard rusher for the 2nd straight season (current string is a NFL-best 35 games, dating back to 2006).

2008 OFFENSE

Rookie QB Joe Flacco (18th selection in 1st round) started every game for Cam Cameron and the Ravens' offense. In Flacco's 1st 5 games, when the Ravens went 2-3, he threw 1 TD and 7 INTs for a QB rating of 60.6. Over the last 11 games of the regular season (9-2), Flacco threw 13 TDs with 5 INTs and produced a 90.2 rating. (Joe's QB mark of 91.7 in road games was 3rd best in the NFL in '08.) The Ravens were the only team in the NFL to have RBs gain over 900 (Le'Ron McClain), 650 (Willis McGahee) and 450 (Ray Rice) rushing yards. Baltimore led the NFL in time of possession (33:10). WR Derrick Mason produced 80 catches for 1,037 yards.

2008 SPECIAL TEAMS

K Matt Stover, who is 41 and completed his 19th regular season, is the 3rd-most-accurate kicker (83.7%, min. 150 att.) and 5th-highest scorer (1,944) in league history. After starting the season making 4 of 7 FGs, "Mr. Reliable" stepped up and made 23 of 26 the rest of the campaign. P Sam Koch set a number of Ravens records and produced the NFL's 5th-best net average (39.9). LB Brendon Ayanbadejo was voted as the AFC's Pro Bowl special teamer.

WIZARD OF OZ

Starting with the 1st 2 choices in team history (1996), likely Hall of Famers Jonathan Ogden and Ray Lewis, Ozzie Newsome and his staff have consistently drafted well. Based on the NFL's 2008 Week 1 rosters, Baltimore drafted the 2nd-highest percentage (60.8) of players on NFL rosters and 3rd highest on its own team. The free-agent signing of S Jim Leonhard and trade for CB Fabian Washington last April saved a secondary that lost starters CB Chris McAlister and S Dawan Landry to Injured Reserve in 2008.

2009 COACHING CHANGES



Following the departure of former defensive coordinator Rex Ryan, who was hired as the Jets' head coach on Jan. 21, the Ravens named Greg Mattison their new defensive coordinator on Jan. 26. Mattison served as Baltimore's LBs coach in 2008 and became the 4th "D" coordinator in franchise history: Ryan – 2005-08; Mike Nolan – 2002-04; Marvin Lewis – 1996-2001. Before joining the Ravens last season – his 1st in the NFL – Mattison coached for 37 years on the collegiate level, including 10 as a defensive coordinator at top-notch programs such as Florida, Notre Dame and Michigan.

Head coach John Harbaugh also announced that Vic Fangio, who was Baltimore's assistant to the head coach/defense the past 3 seasons, was promoted to LBs coach. Also, special teams coordinator Jerry Rosburg has earned the title of assistant head coach.

2009 OPPONENTS

In 2009, the Ravens will play the AFC West and the NFC North. Baltimore will also face Indianapolis and New England, both teams that finished 2nd in their respective divisions in 2008.

HOME

Cincinnati, Cleveland, Pittsburgh*, Denver, Kansas City, Chicago, Detroit, Indianapolis*

AWAY

Cincinnati, Cleveland, Pittsburgh*, Oakland, San Diego*, Green Bay, Minnesota*, New England

*2008 Playoff Team

2009 NFL 1ST-ROUND DRAFT ORDER

Pick Team	2008 Record	2008 Strength of Schedule
1. Detroit	0-16	.559
2. St. Louis	2-14	.533
3. Kansas City	2-14	.537
4. Seattle	4-12	.498
5. Cleveland	4-12	.572
6. Cincinnati	4-11-1	.553
7. Oakland	5-11	.520
8. Jacksonville	5-11	.537
9. Green Bay	6-10	.504
10. San Francisco	7-9	.447
11. Buffalo	7-9	.453
12. Denver	8-8	.457
13. Washington	8-8	.479
14. New Orleans	8-8	.496
15. Houston	8-8	.518
16. San Diego	8-8	.516
17. New York Jets	9-7	.471
18. Chicago	9-7	.475
19. Tampa Bay	9-7	.480
20. Detroit (from Dal.)	9-7	.498
21. Philadelphia	9-6-1	.514
22. Minnesota	10-6	.504
23. New England	11-5	.480
24. Atlanta	11-5	.459
25. Miami	11-5	.461
26. Baltimore	11-5	.521
27. Indianapolis	12-4	.498
28. Philadelphia (from Car.)	12-4	.488
29. New York Giants	12-4	.502
30. Tennessee	13-3	.459
31. Arizona	9-7	.486
32. Pittsburgh	12-4	.525

2009 FREE AGENT LIST

Unrestricted Free Agents (13)

QB Kyle Boller	S Jim Leonhard	K Matt Stover
QB Todd Bouman	LB Ray Lewis	LB Terrell Suggs
C Jason Brown	FB Lorenzo Neal	TE Daniel Wilcox
WR Terrance Copper	LB Bart Scott	
CB Corey Ivy	T Chad Slaughter	

Restricted Free Agents (10)

RB P.J. Daniels	WR Marcus Maxwell	TE Quinn Sypniewski
P Sam Koch	LB Robert McCune	WR Demetrius Williams
S Dawan Landry	DT Brandon McKinney	
CB Derrick Martin	CB Evan Oglesby	

Exclusive Rights (8) -- Ravens must sign by 2/26 to retain.

DT Lamar Divens	TE Scott Kuhn	S Daren Stone
K Steve Hauschka	LB Jameel McClain	DT Kelly Talavou
LB Edgar Jones	RB Jalen Parmele	



2008 SEASON HONORS

ST Brendon Ayanbadejo

Pro Bowl - 3rd Appearance

He led the team with a career-high 30 special teams tackles, helping P Sam Koch average the NFL's No. 5 net avg. (39.9).

QB Joe Flacco

Diet Pepsi NFL Rookie of the Year (NFL.com fan vote)

Flacco became the 1st rookie QB to ever win 2 playoff games, leading the Ravens to the AFC Championship game. He finished the year 257-of-428 for 2,971 yards and 14 TDs.

NFL Offensive Rookie of the Month - November

Flacco completed 83 of 140 passes (59.3%) for 1,060 yards, 9 TDs and just 2 INTs, leading the Ravens to a 4-1 record.

NFL Rookie of the Week

In Week 8 vs. Oakland, Flacco completed 12 of 24 passes for 140 yards, including a 70-yard TD pass. He also ran for a 12-yard TD and caught a 43-yard pass from fellow QB Troy Smith.

AFC Offensive Player of the Week

In Week 9 at Cleveland, Flacco led the Ravens back from a 14-point deficit, finishing 17-of-29 for 248 yards and 2 TDs.

P Sam Koch

AFC Special Teams Player of the Week

In the win at Dallas, he punted 5 times for a 52.2-yard average (2 in the 20). One of his best plays came on 4th-and-6 when the Ravens lined up for a FG at Dallas' 22. Taking the snap, he bolted 9 yards for a 1st down, a play that led to a Baltimore TD.

LB Ray Lewis

Pro Bowl (Starter) - 10th Appearance / 1st-Team All-Pro (AP)

Lewis led the Ravens' No. 2 defense with 160 tackles (84 solo). He also had 3.5 sacks, 3 INTs and 2 FRs on the season.

AFC Defensive Player of the Week

In Week 10 at Houston, Lewis registered 9 tackles and 2 INTs in the Ravens' 41-13 win over the Texans.

PFW's 2008 Midseason All-Pro Team

In 8 games, Lewis posted a team-high 83 tackles, 1 sack, 5 PD and 1 FF, leading one of the NFL's top defenses.

WR Derrick Mason

Pro Bowl 3rd-Alternate

Mason had team highs of 80 catches for 1,037 yards and 5 TDs. 2008 marked his 7th 1,000-yard campaign, also surpassing 10,000 career receiving yards (790 for 10,061).

FB Le'Ron McClain

Pro Bowl (Starter) - 1st Appearance / 1st-Team All-Pro (AP)

McClain rushed for a team-high 902 yards and 10 TDs this season, also helping pave the way for the Ravens' No. 4-ranked rush attack, which averaged 148.5 yards per game.

DT Haloti Ngata

Pro Bowl 1st-Alternate / 2nd-Team All-Pro (AP)

Ngata, who finished the season leading the D-line with 77 tackles, also posted 2 INTs and 1 sack.

S Ed Reed

Pro Bowl (Starter) - 5th Appearance

1st-Team All-Pro (AP) - Only Unanimous Selection

In 2008, Reed totaled an NFL-high 9 INTs for 264 return yards. He also had 2 INT-TDs, including an NFL-record 107-yarder.

NFL Defensive Player of the Month - December

In 4 December games - when the Ravens went 3-1 - Reed posted 16 tackles and 6 INTs, adding 1 FF, 2 FRs (1 returned for a 22-yard TD) and a sack.

AFC Defensive Player of the Week

In Week 14 vs the Redskins, Reed forced a fumble, scooped the ball up and returned it for a 22-yard TD. Reed also had 2 INTs in the game, his 2nd dual-pick performance in 2008.

AFC Defensive Player of the Week

In Week 12 vs. the Eagles, Reed posted 2 INTs, a PD and 2 tackles. The picks (returned a total of 150 yards) included his 107-yarder, which is the longest in NFL history.

LB Bart Scott

Pro Bowl - 2nd-Alternate

Scott totaled 104 tackles for the Ravens' No. 2-overall defense, posting his 4th consecutive season of at least 100 stops.

LB Terrell Suggs

Pro Bowl - 3rd Appearance / 2nd-Team All-Pro (AP)

He was No. 3 on the team with a career-high 102 tackles and 1st with 8 sacks. He also had 2 INTs, both he returned for TDs.

AFC Defensive Player of the Week

In Week 7 at Miami, Suggs returned an INT 44 yards for his 1st-career TD. He also finished with 1 sack, 8 tackles and 3 QB hits.

RAVENS 2008 SCHEDULE

Table with columns: Date, Opponent, Result, Score. Rows include games from Sep 7 to Jan 18.

*Game originally scheduled for 9/14 postponed to 11/9 due to Hurricane Ike

FINAL 2008 NFL RANKINGS

Table with columns: Category, --Ravens-- Stats, Rank. Rows include Total Offense, Rush Offense, Pass Offense, Points Per Game, Total Defense, Rush Defense, Pass Defense, Points Per Game.

2008 TALE OF THE TAPE

Table with columns: Category, Ravens. Rows include 2008 Record, Season's Longest Streak, Last Reg. Season Game, Points Scored, TDs Scored, Rushing TDs Scored, Passing TDs Scored, TDs on Returns, Points Against, TDs Allowed, Rushing TDs Allowed, Passing TDs Allowed, TDs Allowed by Return, Turnover Ratio, Red Zone TD Pct. For, Red Zone TD Pct. Against, KOR Avg. For, KOR Avg. Against, PR Avg. For, PR Avg. Against.

INJURY REPORT

Baltimore was 2nd in the NFL with 19 players on Injured Reserve, which is the most in team history. Among those on the list were 3 defensive starters: Pro Bowl CB Chris McAlister (knee), NT Kelly Gregg (knee) and SS Dawan Landry (shoulder/neck). Also gone was DT Dwan Edwards (shoulder/neck), who started 13 games in '07. Others on the list include QB Kyle Boller (shoulder) and starting RG Marshal Yanda (knee).

The Ravens lost 64 games by starters -- 14 more than any other 2008 playoff team and tied for the 4th highest in the NFL, according to Rick Gosselin of The Dallas Morning News.

NFL GAMES LOST BY STARTERS (2008 Season)

Table with columns: Team, Games Lost. Rows include Cincinnati (84), Seattle (72), Denver (65), Baltimore (64), New England (64).



TOP NFL DEFENSES

The Ravens finished the regular season ranked as the NFL's No. 2 defense (261.1 ypg). Baltimore's rush defense (81.4) ranked 3rd, while the pass defense (179.7) finished 2nd. The Ravens have now gone 6 straight seasons ranking in the top 6 in total defense. 2008 marked the 4th time (1999, 2000 & 2001) in team history they concluded a season ranked No. 2 overall.

NET YARDS ALLOWED / TOTAL DEFENSE (2008 Season)

Table with 4 columns: Rk. Team, Total, Rushing, Passing. Baltimore is ranked 2nd with 261.1 total yards allowed.

* Ranked No. 3 in the NFL ** Ranked No. 2 in the NFL

GET OFF THE FIELD

The Ravens' defense produced 60 "3-and-outs" in 2008, most in the NFL. Additionally, Baltimore only allowed foes to sustain 17 drives of 10 plays or more, tied for fewest in the league. Of those, just 6 yielded a TD.

OPPONENT "3-&-OUT" DRIVES (2008 Season)

Table with 3 columns: Rk. Team, Opp. Poss., 3-&-Outs. Baltimore is ranked 1st with 60 3-and-outs.

OPPONENT 10-PLAY DRIVES (2008 Season)

Table with 4 columns: Rk. Team, Opp. Poss., 10-Play Drives. Baltimore is ranked 1st with 17 10-play drives.

STOUT ON 3RD DOWN

The Ravens' defense was stout on 3rd down, only allowing foes to convert 33.5% of their 3rd-down attempts, good for the NFL's 3rd-best mark:

NFL 3RD-DOWN DEFENSE (2008 Season)

Table with 4 columns: Rk. Team, Pct., Conv., Att. Baltimore is ranked 3rd with a 33.5% conversion rate.

3rd-Down "D" Quick Hits:

- The Ravens allowed a league-low 857 yards on 3rd down. Baltimore's 9 INTs on 3rd down ranked 2nd in the NFL. In 2008, 3 of the Ravens' 5 INT-TDs came on 3rd down.

RED ZONE DOMINANCE

The Ravens' "D" came up big in the red zone, allowing foes to produce a 35.9% TD-success rate inside the 20. Baltimore allowed just 145 points from the red zone in 2008, the fewest in the NFL. (The Ravens' 14 red zone TDs permitted tied with Pittsburgh for fewest in the league, too).

RED ZONE DEFENSE / OPP. TD PCT. (2008 Season)

Table with 6 columns: Rk. Team, Poss., Pts, TD, FG, TD Pct. Baltimore is ranked 2nd with a 35.9% TD success rate.

TURNOVER BATTLE

Baltimore dominated the turnover battle, earning a +13 ratio (3rd best in the NFL) in 2008. The Ravens' 34 take-aways ranked No. 1 in the league (26 INTs and 8 fumbles):

TOP NFL TURNOVER RATIOS (2008 Season)

Table with 4 columns: Rk. Team, Take-Aways, Give-Aways, Net Diff. Baltimore is ranked 3rd with a +13 net difference.

Turnover Quick Hits:

- The Ravens produced an NFL-high 34 take-aways in 2008. Baltimore surrendered 21 give-aways, the fewest in team history.

SCORING DEFENSE

The Ravens allowed the 3rd-fewest points in the NFL, permitting only 244 (15.3 per game). That mark ranks 3rd in franchise history, trailing only the 2006 team's 12.6 ppg and the 2000 squad's 10.3 per contest, which stands as an NFL record for a 16-game season.

POINTS ALLOWED PER GAME (2008 Season)

Table with 3 columns: Rk. Team, Points, Points/Game. Baltimore is ranked 3rd with 15.3 points per game.

Points Per Game Quick Hit:

- The Ravens became the 1st team since the 1962 Packers to go an entire season without allowing more than 13 points in a game at home. Baltimore's opponents averaged just 10.0 points per game (80 points) at M&T Bank Stadium in 2008.

PICK CITY

Led by S Ed Reed's 9 thefts, the Ravens finished 1st in the NFL in INTs, producing 26 on the year. That total ranks as the 2nd most in team history (28 in 2006). Additionally, Baltimore's 477 INT yards and 5 INT-TDs ranked 2nd behind Green Bay (685 yards and 6 TDs).

INTERCEPTION LEADERS (2008 Season)

Table with 5 columns: Rk. Team, INTs, Yards, Avg., TDs. Baltimore is ranked 1st with 26 interceptions.

INT Quick Hit:

- Baltimore posted at least 1 INT in 14 of 16 games this season, including 16 thefts in the last 8 games.

"D" STIFLES QBs

Opponents produced a league-worst 60.6 QB rating vs. the Ravens' defense, a mark that set a franchise record for Baltimore (previous was 62.5 in 2000). The Ravens terrorized opposing signal-callers in 2008, forcing QBs into a rating below 67 in 10 games.

OPPONENT QB RATINGS (2008 Season)

Table with 2 columns: Rk. Teams, Opp. QB Rating. Baltimore is ranked 1st with a 60.6 QB rating.

Rating Quick Hit:

- On 11/23 vs. Philly, the Ravens forced Kevin Kolb into a 15.3 rating, the lowest against Baltimore in team history (min. 20 attempts). That game, Donovan McNabb posted 13.2 rating on 18 attempts.

NUMBERS TO RAVE ABOUT

4

Rushing TDs allowed by Baltimore in 2008, the fewest in the NFL and a new franchise record (5 - 2000/2006).

9

An NFL high INTs by S Ed Reed in 2008, tying a career high he set during his 2004 NFL Defensive Player of the Year campaign. Reed totaled 264 return yards and 2 TDs from his 9 picks this year (including an NFL-record 107-yarder).

35

Consecutive games Baltimore's defense has not allowed a 100-yard rusher, the NFL's longest current streak.

2,182

Career tackles for LB Ray Lewis, including 160 in 2008. Lewis led the Ravens in stops for 11th time in his 13-year career, also posting 3 INTs, 3.5 sacks and 2 FRs.



STRONG RUN GAME

The Ravens totaled 148.5 rushing yards per game this season, standing as the NFL's No. 4 ground attack. Baltimore's 2,376 rushing yards rank as the 2nd most in franchise history behind the 2003 season's 2,674 (167.1).

RUSHING OFFENSE / YARDS PER GAME
(2008 Season)

Rk. Team	YPG	Yards	Att.	TDs
1. NY Giants	157.4	2,518	502	19
2. Atlanta	152.7	2,443	560	23
3. Carolina	152.3	2,437	504	30
4. Baltimore	148.5	2,376	592	20
5. Minnesota	145.8	2,332	519	15

Rushing Quick Hits:

- The Ravens rushed for 132 1st downs (2nd most in the NFL) and produced a league-high 592 rushing attempts.
- Baltimore's 20 rushing TDs set a franchise single-season record, breaking the old mark of 18 (2003).

3-PRONGED ATTACK

The Ravens were the only NFL team to have a player with over 450, 650 and 900 rushing yards, respectively. Using the RB-by-committee approach, Baltimore kept opponents off balance with doses of Ray Rice, Willis M^cGahee and Le'Ron M^cClain.

Ray Rice



107 att, 454 yds
4.2 avg.

Willis M^cGahee



170 att, 671 yds
7 TDs

Le'Ron M^cClain



232 att, 902 yds
10 TDs

STARTS WITH THE RUN

The Ravens produced the NFL's No. 3 rush defense (81.4 ypg) and the 4th-best rushing attack (148.5 ypg). With 2,376 total rush yards compared to the 1,302 ground yards they allowed, the Ravens' +1,074 run differential ranked 2nd in the NFL:

NFL RUSHING DIFFERENTIAL
(2008 Season)

Rk. Team	----Rushing Yards----		
	Gained	Allowed	Diff.
1. Minnesota	2,332	1,230	+1,102
2. Baltimore	2,376	1,302	+1,074
3. NY Giants	2,518	1,533	+985

T.O.P. LEADERS

Part of the Ravens' success can be attributed to sustaining long drives and controlling the clock. Baltimore's 33:10 average time of possession was the highest in the NFL:

NFL TIME OF POSSESSION LEADERS
(2008 Season)

Rk. Team	T.O.P Avg.	Record
1. Baltimore	33:10	11-5
2. NY Giants	32:56	12-4
3. New England	32:09	11-5

T.O.P Quick Hit:

- The Ravens held the ball an average of 17:30 in the 2nd half to rank as the highest mark in the NFL.

RUNNING IT DOWN

The Ravens' offense produced a clock-killing drive in all 11 of the team's wins this season. Baltimore totaled a league-high 18 clock-killing drives on the year:

CLOCK-KILLING DRIVES
(2008 Season)

Rk. Team	C-K Drives	Games	Wins
1. Baltimore	18	11	11
2. Carolina	17	8	8
3. Tennessee	16	9	9

Note: Clock-killing drives are drives that begin with 5 minutes of time to play or less in the 4th quarter and with the driving team winning. Drives where the team in the lead gets possession with more than 5 minutes to play in the 4th quarter and successfully runs the clock all the way to 0:00 are also included.

AVERAGE MARGIN OF VICTORY

The Ravens' 18.1 average margin of victory ranked 2nd in the NFL during the regular season. Baltimore outscored opponents 333-134 in its 11 wins.

AVERAGE MARGIN OF VICTORY
(2008 Season)

Rk. Team	Wins	Avg. Margin
1. Philadelphia	9	20.2
2. Baltimore	11	18.1
3. Green Bay	6	17.0
4. New England	11	15.9
5. San Diego	8	15.8

SCORING DIFFERENTIAL

The Ravens' compiled the NFL's top scoring differential (tied with Tennessee) in 2008, outscoring opponents 385-244. Additionally, Baltimore only allowed a league-low 60 points in the 4th quarter while scoring 115 (good for a +55 differential).

TOTAL POINTS DIFFERENTIAL
(2008 Season)

Rk. Team	Tot. PF	Tot. PA	Tot. Dif
1. Baltimore	385	244	141
Tennessee	375	234	141
3. NY Giants	427	294	133

4TH-QT POINTS DIFFERENTIAL
(2008 Season)

Rk. Team	4Q PF	4Q PA	4Q Dif
1. San Diego	152	83	69
2. Tennessee	123	64	59
3. Baltimore	115	60	55

Points Quick Hits:

- The Ravens allowed a league-low 60 points in the 4th quarter in 2008. Baltimore outscored opponents 108-27 in its last 9 wins.

RECORD WITH 100-YARD RUSHER

The Ravens had 3 different backs all gain at least 100 rushing yards in a game, producing a total of 5 100-yard performers (Willis M^cGahee - 109, and Le'Ron M^cClain - 139, each passed the century mark on 12/20 at Dallas). The Ravens went undefeated in 2008 when posting a 100-yard back:

RECORD WITH A 100-YARD RUSHER
(2008 Season)

Rk. Team	W-L	100-Yard Rushers
1. Atlanta	8-0	8
2. Pittsburgh	5-0	5
3. Baltimore	4-0	5
Miami	4-0	4
Tennessee	4-0	6

PUNTING = PRIME FIELD POSITION

The Ravens' punt coverage unit excelled, helping P Sam Koch produce the NFL's No. 5 net average (39.9) and No. 9 gross average (45.0) -- both franchise single-season records. Additionally, with help from special teams stand-outs like Pro Bowler Brendon Ayanbadejo (30 tackles), Tom Zbikowski (23 tackles) and Haruki Nakamura (14 tackles), Koch placed the NFL's most punts inside the 10 and 2nd most inside the 20 during the regular season.

NFL NET PUNTING AVERAGE
(2008 Season)

Rk. Player	Net. Avg.
1. Shane Lechler (Oak.)	41.2
2. Donnie Jones (STL)	41.1
3. Mike Scifres (SD)	40.9
4. Jeff Feagles (NYG)	40.2
5. Sam Koch (Bal.)	39.9



PUNTS INSIDE THE 10
(2008 Season)

Rk. Player	In 10
1. Sam Koch	18
2. Kyle Larson	14
3. Shane Lechler	13
Brad Maynard	13
5. Brandon Fields	12

PUNTS INSIDE THE 20
(2008 Season)

Rk. Player	In 20
1. Brad Maynard	40
2. Sam Koch	34
3. Shane Lechler	33
4. Jason Baker	30
5. Kyle Larson	28



HEAD COACH JOHN HARBAUGH



John Harbaugh, who built a reputation as one of the top NFL special teams coaches and tutored the Philadelphia Eagles' secondary in 2007, was announced as the new head coach of the Ravens on Jan. 19, 2008. The 46-year old, who led the Ravens to 11 wins last season (3rd most in team history) and an AFC Championship berth, is the 3rd head coach of the franchise: Ted Marchibroda (1996-98) and Brian Billick (1999-2007).

REGULAR SEASON WINS (Ravens History)

Table with 2 columns: Coach, Wins (Year). Rows: Brian Billick .13 (2006), Brian Billick .12 (2000), John Harbaugh .11 (2008), Brian Billick .10 (2003), Brian Billick .10 (2001)

Harbaugh arrived in Baltimore with 24 years of pro and college coaching experience, including the previous 10 seasons with the Eagles. John was the Eagles' special teams coach from 1998 through 2006 and headed Philly's secondary in 2007. (The head coach and special teams coach are the only 2 coaches who speak to the entire team regularly.) He was originally hired by then-head coach Ray Rhodes and subsequently retained by Andy Reid in 1999. Since Reid's arrival, the Eagles have earned the playoffs 7 times in 10 seasons, including berths in 5 NFC Championship games and 1 Super Bowl.

Harbaugh, a graduate of Miami (Ohio) - where he played defensive back - is from a "football family." His father, Jack, is a 41-year coaching veteran who won the NCAA Division I-AA championship as the head coach at Western Kentucky. His brother Jim, who was the Ravens' starting QB in 1998, played 14 NFL seasons and is the current head coach at Stanford. His sister Joani is married to Indiana basketball coach Tom Crean.

HARBAUGH TIMELINE

Table with 3 columns: Team, Position, Years. Rows: Baltimore Ravens (Head Coach, 2008), Philadelphia Eagles (DBs/Special Teams Coord., 1998-2007), Indiana University (DBs/Special Teams Coord., 1997), University of Cincinnati (TEs/OLBs/RBs/Rec. Coord., 1989-96), Morehead State (DBs/Special Teams Coord., 1988), University of Pittsburgh (Tight Ends, 1987), Western Michigan (Graduate Assistant, 1984-86)

NOTE THE HARBAUGH QUOTE



"You have to take chances in life to be successful. You have to be willing to do things that the masses wouldn't do, or I don't think that you're ever going to separate yourself from the masses. Is it a little bit more of a perceived chance? Yeah, if you didn't spend the last 15 hours with John Harbaugh. But the time we spent with him gave me a comfort level that we've hired the right guy. So, a lot of things went into a lot of candidates, but the bottom line is I feel good about our choice, and I like the fact that John gets to build his legend right here."

- Ravens owner Steve Bisciotti on John Harbaugh (1/19/08)

ROOKIE SEASONS

John Harbaugh was 1 of 4 new head coaches in the NFL in 2008. The others included: Mike Smith (Atlanta), Tony Sparano (Miami) and Jim Zorn (Washington). Below are the 2008 1st-year head coaches and their team's record from '07:

2008 NFL 1ST-YEAR HEAD COACHES

Table with 4 columns: Coach, Team, 2008 Record, 2007 Record. Rows: John Harbaugh (Baltimore Ravens, 13-5*), Mike Smith (Atlanta Falcons, 11-6**), Tony Sparano (Miami Dolphins, 11-6**), Jim Zorn (Washington Redskins, 8-8, 9-7)

* Includes 2 Playoff wins ** Includes Wild Card loss

WASTING NO TIME

The Ravens and Falcons each posted an 11-5 record in 2008 with a rookie head coach and rookie QB leading the charge. The 11 victories are an NFL record for most regular season wins by a team with a rookie QB and 1st-year H.C.

MOST WINS / TEAMS WITH ROOKIE HC & QB (NFL Single-Season History)

Table with 3 columns: Team, Rookie Head Coach/Rookie QB, Wins. Rows: 2008 Ravens (John Harbaugh/Joe Flacco, 13*), 2008 Falcons (Mike Smith/Matt Ryan, 11), 1995 Panthers (Dom Capers/Kerry Collins, 7), 1979 Giants (Ray Perkins/Phil Simms, 6)

* Includes 2 Playoff wins

1ST-YEAR SUCCESS

Below are the most regular season wins by a rookie head coach since the 1970 merger and what each coach's respective team did in postseason play:

MOST WINS BY A 1ST-YEAR HEAD COACH (Since 1970 Merger)

Table with 4 columns: Coach (Team), Year, Record, Playoff Record/Round. Rows: George Seifert (SF, 1989, 14-2, 3-0 SB), Steve Mariucci (SF, 1997, 13-3, 1-1 Con.), Barry Switzer (Dal., 1994, 12-4, 1-1 Con.), John Harbaugh (Bal., 2008, 11-5, 2-1 Con.), Mike Smith (Atl., 2008, 11-5, 0-1 WC), Tony Sparano (Mia., 2008, 11-5, 0-1 WC), Jim Mora (Atl., 2004, 11-5, 1-1 Con.), Bill Callahan (Oak., 2002, 11-5, 2-1 SB), Bill Cowher (Pit., 1992, 11-5, 0-1 Div.), Dennis Green (Min., 1992, 11-5, 0-1 WC), Bobby Ross (SD, 1992, 11-5, 1-1 Div.)

NUMBER TO RAVE ABOUT

12

First-year head coaches to lead a team to the Conference title game during the Super Bowl Era. The last rookie head coach to advance to a Conference Championship was Sean Payton with New Orleans in 2006 (Saints lost to Bears).

HEAD-COACHING TURNAROUND

Ravens 1st-year head coach John Harbaugh guided his team to an 11-5 regular season record and then went 2-1 in the post-season, earning a spot in the AFC Championship game. Dating back to 1978, below are the best records among 1st-year NFL head coaches who took over a sub-.500 team from the previous season:

BEST RECORDS FOR ROOKIE HEAD COACHES WHO TOOK OVER TEAMS THAT FINISHED BELOW .500 THE PREVIOUS SEASON (Since 1978)

Table with 4 columns: Coach (Team, Year), Team's Record Previous Year, 1st-Year Record, Playoff Record (Furthest Round). Rows: John Harbaugh (Baltimore, 2008) (5-11, 11-5, 2-1 AFC Championship Game), Mike Smith (Atlanta, 2008) (4-12, 11-5, 0-1 Wild Card Playoff Game), Tony Sparano (Miami, 2008) (1-15, 11-5, 0-1 Wild Card Playoff Game), Jim Mora (Atlanta, 2004) (5-11, 11-5, 1-1 NFC Championship Game), Bill Cowher (Pittsburgh, 1992) (7-9, 11-5, 0-1 Divisional Playoff Game), Bobby Ross (San Diego, 1992) (4-12, 11-5, 1-1 Divisional Playoff Game), Jim Fassel (NY Giants, 1997) (6-10, 10-5-1, 0-1 Wild Card Playoff Game), Eric Mangini (NY Jets, 2006) (4-12, 10-6, 0-1 Wild Card Playoff Game), Sean Payton (New Orleans, 2006) (3-13, 10-6, 1-1 NFC Championship Game), Jim Haslett (New Orleans, 2000) (3-13, 10-6, 1-1 Divisional Playoff Game), Chan Gailey (Dallas, 1998) (6-10, 10-6, 0-1 Wild Card Playoff Game), Ray Rhodes (Philadelphia, 1995) (7-9, 10-6, 1-1 Divisional Playoff Game)



MATTISON: NEW MAN FOR "D"



The Baltimore Ravens named Greg Mattison their new defensive coordinator on Jan. 26, 2009. Mattison, who served as Baltimore's LBs coach in 2008, becomes the 4th defensive coordinator in franchise history: Rex Ryan – 2005-08; Mike Nolan – 2002-04; Marvin Lewis – 1996-2001.

Before joining the Ravens last season – his 1st in the NFL – Mattison coached for 32 years on the collegiate level, including 10 as a defensive coordinator. From 2005-07, Mattison served as Florida's co-defensive coordinator/defensive line coach, helping the Gators win the National Championship in 2006. Mattison was also the "D" coordinator at Notre Dame from 1997-2001 and at Michigan from 1995-96. Under Bob Davie, while heading the Fighting Irish defense, Mattison also coached the defensive line and linebackers. As a member of Tyrone Willingham's staff (2002-04) at Notre Dame, Mattison coached the D-line and was the program's recruiting coordinator.

Mattison's ties to the Harbaugh coaching family are deep rooted. Serving as defensive coordinator and linebackers coach under Jack Harbaugh at Western Michigan from 1981-86, Mattison coached alongside John Harbaugh, who was a graduate assistant for his father from 1984-86.

"When we persuaded Greg Mattison to join us a year ago, we talked about what a special coach he is," Harbaugh said. "He has been a successful defensive coordinator at the highest levels of college, and he will succeed with us as our new defensive coordinator."

THE REX EFFECT



Rex Ryan, who on Jan. 21, 2009 was hired as head coach of the New York Jets, was retained by the Ravens during the 2008 season as defensive coordinator and assistant head coach on John Harbaugh's staff. Ryan spent 10 years with the team before going to New York. He joined the Ravens' franchise in 1999 as the team's defensive line coach, serving 6 seasons in that position, and then he was named Baltimore's defensive coordinator in 2005. Ryan garnered PFW/PFWA NFL Assistant Coach of the Year honors in 2006, when the Ravens ranked No. 1 in overall defense and finished 13-3.

Dating back to 1999, the Ravens' "D" has ranked 1st in nearly every single NFL defensive category.

Table with 2 columns: Rank, Team, Yards Allowed Since 1999. 1. Pittsburgh .280.6, 2. Baltimore .280.7, 3. Tampa Bay .286.6

Table with 2 columns: Rank, Team, Points Per Game (Fewest Allowed Since 1999). 1. Baltimore .17.11, 2. Tampa Bay .17.30, 3. Pittsburgh .17.34

Table with 2 columns: Rank, Team, Take-Aways (Most Since 1999). 1. Baltimore .337, 2. Tampa Bay .324, 3. Carolina .319

Table with 2 columns: Rank, Team, Rushing Yards Per Game (Fewest Allowed Since 1999). 1. Baltimore .87.3, 2. Pittsburgh .92.3, 3. San Diego .98.9

Table with 2 columns: Rank, Team, 3rd-Down Conversions (Pct. Since 1999). 1. Baltimore .33.9, 2. Philadelphia .34.4, 3. Chicago .35.0

Table with 2 columns: Rank, Team, Sacks (Most Since 1999). 1. Pittsburgh .432, 2. Philadelphia .427, 3. Miami .417, 4. Baltimore .416

Table with 2 columns: Rank, Team, Interceptions (Most Since 1999). 1. Baltimore .212, 2. Tampa Bay .207, 3. Green Bay .194

Table with 2 columns: Rank, Team, Interception TDs (Most Since 1999). 1. Baltimore .29, 2. Green Bay .25, 3. Tampa Bay .23

STRONG TRADITION

The Ravens have had 3 standout defensive coordinators coach in their 13-year history. Here's how each coach's respective defenses stacked up during his time in Baltimore:

RAVENS "D" COORDINATOR BREAKDOWN

Table with 6 columns: D Coord. (Years), Games, Avg. PPG, Net YPG, Rush YPG, Pass YPG. Rex Ryan (2005-present) 64, 17.6, 277.8, 84.0, 193.8

Rex Ryan Quick Hit:

- Under Ryan, the Ravens' defense finished the season ranked 5th (2005), 1st (2006), 6th (2007) and 2nd (2008).

CAM'S NFL O.C. SUCCESS



Cam Cameron, Baltimore's offensive coordinator, guided a Ravens' attack that produced the 2nd-most points per game in team history (24.1) in 2008. Cameron, the former Dolphins head coach, was hired on Jan. 23, 2008 by John Harbaugh. The highly-sought Cameron earned Miami's top job after 5 successful years as the Chargers' O.C.

Cameron, who Harbaugh has known for 28 years, is acknowledged as one of the top developers of QBs in the NFL. Prior to his 1-year stint in Miami, 4 of Cameron's last 5 starting QBs earned Pro Bowl or collegiate All-American recognition: Philip Rivers and Drew Brees in San Diego, Antwaan Randle El, when Cameron was the Indiana head coach, and Gus Frerotte, when he tutored the QBs for the Redskins.

From 2004-06 under Cam's guidance, the Chargers' "O" never ranked lower than 10th in total net yards per game or 5th in points per game during any season. Here is San Diego's year-by-year progression with Cameron as its offensive coordinator:

CHARGERS' YEAR-BY-YEAR "O" UNDER CAMERON

Table with 5 columns: Year, Yards Per Game, Rank, Points Per Game, Rank. 2006: 365.0, 4th, 30.8, 1st; 2005: 347.9, 10th, 26.1, 5th; 2004: 346.4, 10th, 27.9, 3rd; 2003: 322.9, 14th, 19.6, 16th; 2002: 332.8, 16th, 20.8, 20th

Cam Quick Hits: As O.C. of the Chargers from 2002-06, San Diego...

- Ranked 3rd in the NFL in points per game (25.0)
Ranked 4th in the NFL in rush yards per game (139.0)
Ranked 5th in the NFL in fewest turnovers per game (1.4)
Ranked 8th in the NFL in total yards per game (343.0)
Produced 12 Pro Bowl appearances by 6 different players

RAVENS POINTS PRODUCTION

In his 1st season as offensive coordinator for the Ravens, Cam Cameron guided a Baltimore attack that produced the 2nd-most points per game in team history (24.1). That figure ranked 11th in the NFL in 2008.

RAVENS POINTS PER GAME (Single-Season Highs)

Table with 3 columns: Year, PPG, NFL Rank. 2003: 24.7, 8; 2008: 24.1, 11; 1996: 23.2, 6; 2006: 22.1, 12t; 2000: 20.8, 14

2008 STANDOUT "O" NOTES

Offensive coordinator Cam Cameron was instrumental in developing one of the most productive offenses in Ravens history. Here are several key "O" notes from the 2008 regular season:

- The Ravens ranked 4th (NFL) in rushing yards per game (148.5).
The Ravens totaled a franchise-record 20 rushing TDs in 2008, tied for 5th most in the NFL. Baltimore also produced 3 rushing plays of at least 50 yards, tying for 2nd most in the league.
Baltimore's "O" converted 23 of 26 3rd-and-1 plays. The Ravens' 88.5% success rate on 3rd-and-1 ranked 2nd in the NFL.
The Ravens produced 10 pass plays of 40 or more yards, 5 of which went for TDs. The Ravens' 10 "big" aerial plays were the most in a single season since 1999 (10).
Rookie QB Joe Flacco improved with each snap he took. Over the last 11 games -- when the Ravens went 9-2 -- Flacco posted a 90.2 QB rating while tossing 13 TDs and just 5 INTs.

NOTE THE CAM QUOTE

"The real trick in the whole thing is to build a foundation first and then within that to be creative. You talk about coach Cameron and what he's done with our offense -- we're a fundamentally sound offense. We're built on a foundation that is fundamentally rock solid, and that's what we believe in. But then, within that, you build some creativity in, and guys understand that's what your offense is about."

- John Harbaugh on Cam Cameron and the Offense



WINNING WAYS

MOST REGULAR SEASON VICTORIES (2000-08)

Team	Record	Playoff Appearances	Super Bowl Wins
New England	102-42	6	3
Indianapolis	101-43	8	1
Pittsburgh	94-49-1	6	2
Philadelphia	92-51-1	7	0
Denver	85-59	4	0
Green Bay	84-60	5	0
Baltimore	83-61	5	1
New York Giants	80-64	6	1

DOWN THE STRETCH

Since 2000, Baltimore has compiled a strong record in the combined months of November and December. In 2008, the Ravens went 4-1 in November and 3-1 in December. Here are the top NFL records in the 2 months dating back to 2000:

NFL'S TOP RECORDS IN NOVEMBER AND DECEMBER (Since 2000)

Rk. Team	Nov.	Dec.	Overall	Pct.
1. New England	25-12	32-6	57-18	.760
2. Philadelphia	25-12-1	27-11	52-23-1	.684
3. Indianapolis	26-12	26-14	52-26	.667
Pittsburgh	23-14-1	29-11	52-25-1	.667
5. Green Bay	20-18	27-12	47-30	.610
6. Baltimore	23-15	22-15	45-30	.600
Tennessee	19-15	26-15	45-30	.600
8. Seattle	21-16	23-17	44-33	.571

2008 ROAD WARRIORS

Several standouts on the road during the '08 regular season:

QB JOE FLACCO

Cmp-Att	Pct.	Yards	TD	INT	Rate	Record
149-231	64.5	1,691	10	5	91.7	5-3

Flacco's 91.7 QB rating on the road ranked 3rd in the NFL during the 2008 regular season. His 64.5 completion pct. ranked 8th.

WR DERRICK MASON

Rec.	Yards	Avg.	TD	YPG
51	710	13.9	4	88.8

Mason's 51 catches on the road in 2008 tied for the 5th most (Roddy White), while his 710 yards ranked 6th.

WR MARK CLAYTON

Rec.	Yards	Avg.	TD	YPG
21	362	17.2	2	45.3

Clayton produced a career-high 164 receiving yards on 5 catches at Cincinnati (11/30), and also threw a 32-yard TD to WR Derrick Mason (1st-ever TD pass by a non-QB in Ravens history).

DT HALOTI NGATA

Tackles	Solo	Asst.	INT	Yards	PD
38	21	17	2	2	2

Ngata recorded an INT at Houston (11/9) and at Pittsburgh (9/29).

LB RAY LEWIS

Tackles	Solo	Asst.	INT	Yards	PD
84	45	39	3	43	8

Lewis averaged 10.5 tackles per game on the road in 2008, in addition to posting all 3 of his season INTs.

LB TERRELL SUGGS

Tackles	Solo	Asst.	INT	Yards	TD	Sacks	Yards
55	34	21	2	86	2	3	17.5

Suggs had 2 INT-TDs on the road in 2008: a 44-yarder at Miami (10/19) and a 42-yarder at Cleveland (11/2).

DT TREVOR PRYCE

Tackles	Solo	Asst.	Sacks	Yards	PD
18	12	6	3	18	4

Of Pryce's 4.5 total sacks, 3 came on the road.

15 PRO BOWLERS

The Ravens have 15 Pro Bowlers on their current roster: T Willie Anderson, LB Brendon Ayanbadejo, TE Todd Heap, LB Ray Lewis, WR Derrick Mason, CB Chris McAlister (IR), FB LeRon M'Clain, RB Willis M'Gahee, FB Lorenzo Neal, DE Trevor Pryce, S Ed Reed, CB Samari Rolle, LB Bart Scott, K Matt Stover and LB Terrell Suggs.

RAVENS 1ST-ROUND SUCCESS

Since moving to Baltimore in 1996, the Ravens have taken part in 13 drafts and have selected 15 players in the 1st round (including 2008 QB Joe Flacco). Of those, 10 1st-round draft picks are currently on the roster (Jonathan Ogden and Peter Boulware retired as Ravens; Jamal Lewis is with Cleveland; Duane Starks and Travis Taylor are out of football). These picks have earned an amazing 39 combined Pro Bowls:

RAVENS 1ST-ROUND DRAFT PICKS

Year	Name	Pick	Pro Bowls
1996	T Jonathan Ogden*	4	11
1996	LB Ray Lewis*	26	10
1997	LB Peter Boulware*	4	4
1998	CB Duane Starks*	10	
1999	CB Chris McAlister*	10	3
2000	RB Jamal Lewis*	5	1
2000	WR Travis Taylor	10	
2001	TE Todd Heap*	31	2
2002	S Ed Reed*	24	5
2003	OLB Terrell Suggs*	10	3
2003	QB Kyle Boller	19	
2005	WR Mark Clayton*	22	
2006	DT Haloti Ngata*	12	
2007	G Ben Grubbs*	29	
2008	QB Joe Flacco	18	

* All-Rookie Team performer that season

Top 10 Quick Hit:

• Of the 7 players chosen in the top 10 by Baltimore, 5 have earned Pro Bowl status. Two of those players -- Peter Boulware and Terrell Suggs -- also earned Rookie of the Year honors.

HOMEGROWN PRO BOWLERS

The Ravens have had 23 different players earn Pro Bowl honors since the team's inception in 1996. Of those, 12 are homegrown players (11 drafted by Baltimore and 1 signed as a rookie free agent). This season, LB Ray Lewis (10th), S Ed Reed (5th), LB Terrell Suggs (3rd), ST Brendon Ayanbadejo (3rd) and FB LeRon M'Clain (1st) earned trips to the 2009 Hawaiian All-Star Game.

RAVENS HOMEGROWN PRO BOWLERS

Year Drafted	Name	Pro Bowls
1996	Jonathan Ogden	11
1996	Ray Lewis*	10
2002	Ed Reed*	5
1997	Peter Boulware	4
1999	Chris McAlister	3
2003	Terrell Suggs*	3
1996	Jermaine Lewis	2
2001	Todd Heap	2
2000	Adalius Thomas	2
2007	LeRon M'Clain*	1
2000	Jamal Lewis	1
2002	Bart Scott#	1

signed as an undrafted rookie free agent

* earned Pro Bowl this season

RAVENS DRAFT SUCCESS

Led by GM Ozzie Newsome, the Ravens have an impressive track record in the draft. Based off 2008's Week 1 rosters, since 1999 Baltimore has drafted the 2nd-highest percentage (60.8) of players on NFL rosters and also the 3rd-highest percentage of players on their own roster.

BEST PERCENTAGE OF PLAYERS DRAFTED SINCE 1999 (On a 2008 NFL Roster)

Team	Drafted	On NFL Rosters	Pct.
1. New York Jets	72	45	62.5
2. Baltimore	79	48	60.8
3. New Orleans	67	39	58.2
4. New York Giants	74	43	58.1
5. Indianapolis	81	47	58.0



BEST PERCENTAGE OF PLAYERS DRAFTED SINCE 1999 (On Team's Own 2008 Roster)

Team	Drafted	On 2008 Roster	Pct.
1. Indianapolis	81	35	43.2
2. Houston	58	25	43.1
3. Baltimore	79	33	41.8
4. Philadelphia	84	35	41.7
5. San Diego	75	30	40.0

Note: Totals include players on active, IR, PUP and exempt lists based off 2008 Week 1 rosters. Totals do not include suspended players. (Research compiled by Elias Sports Bureau.)



THE M&T ADVANTAGE

Escaping M&T Bank Stadium with a win has proved to be a daunting challenge for Ravens opponents since the start of Baltimore's Super Bowl season in 2000. Dating back to '00, the Ravens own the NFL's 3rd-best home record during regular season play. Here are the rankings:

NFL's BEST REGULAR SEASON HOME RECORDS (2000-Present)

Table with 3 columns: Rk, Team, Record, Pct. Baltimore Ravens is ranked 3rd with a 52-20 record and .722 percentage.

HOME TRENDS SINCE 2000

The Ravens have been one of the NFL's best teams at home since 2000. Here are several home trends since then:

Table listing home trends such as 'When posting 3 or more sacks' (34-7) and 'When allowing 225 total net yards or fewer' (21-2).

HOMELAND DEFENSE

The Ravens' defense has been dominant at home over the past several seasons. Since 2003, Baltimore ranks 1st in yards per game permitted and 1st in fewest points per game allowed among NFL home teams.

BEST NFL DEFENSES AT HOME (2003-Present)

Table comparing Baltimore's defense metrics to other teams in 2003, including Total Defense, Points Per Game, Interceptions, and Sacks.

NUMBER TO RAVE ABOUT

10.0

Points per game Baltimore allowed at home in 2008 (80 points). The Ravens became the 1st team since the 1962 Packers to go an entire season without allowing more than 13 points in a game at home.

SI's FAN EXPERIENCE SURVEY



On Oct. 15, 2008, SI.com unveiled the 2nd annual NFL Stadium Rankings. For the 2nd straight year, Baltimore's M&T Bank Stadium ranked in the Top 5 of best NFL game experiences.

Affordability and Food -- Tailgating
Team Quality -- Atmosphere -- Accessibility

Rankings were based on how satisfied, on a scale of 1-5, each of the respective fan bases was with their game-day experience. More than 12,000 people completely filled out the survey, and about 30 percent of them were season ticket holders.

NFL'S BEST STADIUM EXPERIENCES

Table ranking stadiums: 1. Green Bay Lambeau Field, 2. Pittsburgh Heinz Field, 3. Denver INVESCO Field at Mile High, 4. Baltimore M&T Bank Stadium, 5. Jacksonville Jacksonville Municipal Stadium.

TOP 2008 RAVENS RANKINGS

- Baltimore's rushing attack ranked 4th in the NFL (148.5 ypg).
The Ravens' defense rated No. 2 in the league overall, allowing 261.1 ypg.
Baltimore's offense rated No. 6 in 4th-down conversions, making good on 7 of 11 attempts (63.6%).

RAVENS IRON MEN

Ravens K Matt Stover has played in 110 consecutive games (dating back to 2002). His streak is the current longest on the team and is 2nd longest in franchise history -- Peter Boulware, 111 games from 1997-2003.

RAVENS CONSECUTIVE GAMES PLAYED (Current Streaks)

Table showing consecutive games played: 1. Matt Stover (110), 2. Terrell Suggs (96), 3. Jarret Johnson (81), 4. Derrick Mason (64*), Bart Scott (64).

* Has played in 106 straight games dating back to 2002 while with Tennessee.

Iron Men Quick Hit:

- 2008 Ravens acquisitions DE Marques Douglas and LB Brendon Ayanbadejo have each played in 96 consecutive games.
WR Derrick Mason's streak of 106 games is the 2nd longest among all active NFL wideouts.

2008 WEEK-BY-WEEK RANKINGS

Table showing weekly rankings for Defense (Total, Rush, Pass) and Offense (Total, Rush, Pass) from Week 1 to Final.



AN OFFENSIVE DEFENSE

The Ravens scored a defensive TD in 6 regular season games in 2008. Baltimore's 6 D-TDs ranked 2nd in the NFL and tied for 2nd most in single-season team history.

RAVENS 2008 DEFENSIVE TOUCHDOWNS

Table with 3 columns: Game, Result, Player/Touchdown. Lists 6 defensive touchdowns from 12/7 vs. Was. to 9/21 vs. Cle.

DEFENSIVE TOUCHDOWNS (2008 Season)

Table with 4 columns: Rk. Team, Total, INT, FR. Lists top 3 teams: Green Bay, Baltimore, NY Jets.

DEFENSIVE TOUCHDOWNS (Ravens Single Season)

Table with 4 columns: Rk. Year, Total, INT, FR. Lists years 2004, 2008, 2006.

DEFENSIVE TOUCHDOWNS

Dating back to 1996, the Ravens have posted 40 defensive TDs. Baltimore has scored a "D-TD" in each year of its existence -- including 6 in 2008 -- and boasts a 34-5 record when doing so (the Ravens were 6-0 in 2008).

Since 2003, the Ravens (27) have totaled more D-TDs than any other NFL team. In those games, Baltimore is 23-3.

NFL DEFENSIVE TOUCHDOWNS (2003-Present)

Table with 3 columns: Rk. Team, TDs. Lists Baltimore as 1st with 27 TDs.

SHUTOUT SUCCESS

The Ravens' defense has registered the most shutouts in the NFL since 1999, blanking opponents 9 times.

NFL SHUTOUT LEADERS (Since 1999)

Table with 3 columns: Rk. Team, Shutouts. Lists Baltimore as 1st with 9 shutouts.

MAKING 'EM COUNT

The Ravens' defense produced 34 take-aways (26 INTs and 8 fumbles), ranking 1st in the NFL. Baltimore converted those turnovers into 123 points, a figure that ranked 2nd in the league behind Green Bay's 124.

NFL POINTS OFF TURNOVERS (2008 Season)

Table with 4 columns: Rk. Team, Take-Away Points, TDs, Total Take-Aways. Lists Baltimore as 2nd with 123 points.

BEST GOAL-TO-GOAL DEFENSE

The Ravens' defense finished 1st in the NFL in 2008 in goal-to-goal scoring defense, allowing just a 52.9% TD success rate. Of 17 opponent goal-to-goal drives, Baltimore permitted only 9 TDs and 6 FGs.

GOAL-TO-GOAL SCORING DEFENSE (2008 Season)

Table with 4 columns: Rk. Team, G-to-G Drives, G-to-G TDs, G-to-G TD Pct. Lists Baltimore as 1st with 17 drives.

NO 100s HERE

Baltimore's run defense (No. 3 in 2008 -- 81.4 ypg) owns the NFL's longest current streak of not allowing a 100-yard rusher, not permitting a RB to hit the century mark in 35 games:

LONGEST STREAK / NOT ALLOWING 100-YARD RUSHER (Current NFL Streaks)

Table with 4 columns: Rk. Teams, Games Streak, Last 100 (Date), Yards. Lists Baltimore as 1st with a 35 game streak.

Rush "D" Quick Hits:

- The Ravens have only allowed 2 100-yard backs in their last 52 games (the Chiefs' Larry Johnson on 12/10/06 & Tennessee's Travis Henry on 11/12/06).
- In 11 all-time playoff games, the Ravens have never allowed a 100-yard rusher. That 11-game stretch ranks as the 3rd-longest current streak in NFL postseason play (Pit. 2nd w/ 13 & Was. 1st w/ 17).

STOUT RUSH "D"

Dating back to 1999, when Rex Ryan was hired as the team's D-line coach -- and then became the D.C. in 2005 -- the Ravens have allowed the fewest 100-yard rushers (18) in the NFL. The top 5 teams stack up as follows:

100-YARD RUSHERS ALLOWED Since (1999)

Table with 3 columns: Rk. Team, 100-Yard Rushers. Lists Baltimore Ravens as 1st with 18 rushers.

TURNOVER TURNAROUND

In 2007, the Ravens produced the NFL's worst turnover ratio of -17. But in 2008, Baltimore compiled a +13 ratio, which ranked 3rd in the NFL. Baltimore's +30 turnover jump from '07 to '08 ranked as the best turnaround.

MOST IMPROVED TURNOVER RATIO (From 2007-2008)

Table with 4 columns: Team, 2007, 2008, Net Diff. Lists Baltimore as most improved with a jump from -17 to +13.

TOP NFL TURNOVER RATIOS (2008 Season)

Table with 4 columns: Rk. Team, Take-Aways, Give-Aways, Net Diff. Lists Baltimore as 3rd with a +13 net diff.

TURNOVER TABLE

RAVENS TURNOVER RATIO / SINCE 2000

Table with 4 columns: Year, TA/TO, Plus/Minus, Record. Lists Ravens' turnover ratio from 2000 to 2008.

Since 2000, here are the Ravens' records in a game:

- When turnover ratio is +2 or better46-0
- When turnover ratio is +1 or better61-3
- When turnover ratio is even14-13
- When turnover ratio is negative8-47



FINISHING STRONG

Going 9-2 in their last 11 regular season games, the Ravens saw consistent production on both sides of the ball during their successful stretch. Here are key stats and areas where Baltimore ranked in the NFL since the 1st of those 9 wins on Oct. 19 at Miami:

RAVENS PRODUCTION / NFL RANKINGS (Since Oct. 19 at Mia. / Last 11 Weeks of Season)

Table with columns: OFFENSE Category, Stats, NFL Ranking. Rows include: Fewest Turnovers (9, 1st), TD/INT Ratio (15/5 (3.0), 1st), Rushing 1st Downs (89, 2nd), Rushing Yards (1,710, 3rd), Rush Yards/Game (155.5, 4th), Points Per Game (27.9, 4th), Overall TDs (33, 4th), QB Rating (93.8, 5th), Rushing TDs (13, 7th), Receiving TDs (15, 9th), Net Yards/Game (342.3, 14th), Pass Yards/Game (186.6, 22nd).

Table with columns: DEFENSE Category, Stats, NFL Ranking. Rows include: INTs (19, 1st), INT-TDs (4, 1st), Turnovers (26, 1st), Safeties (3, 1st), Opp. QB Rating (60.0, 2nd), Opp. Cmp. % (53.0, 2nd), Points Per Game (14.3, 2nd), Net Yards/Game (279.4, 3rd), Rush Yards/Game (88.2, 3rd), 3rd-Down % (33.3, 5th), Pass Yards/Game (191.2, 7th), Sacks (23, 11th).

CRUCIAL 4TH QUARTERS

When the Ravens won in 2008, it usually meant they were able to put up big numbers in the 4th quarter. Baltimore was 10-2 this season when leading after 3 quarters, while the Ravens also outscored opponents 115-60 in the final period (including 108-27 in their last 9 victories). Impressively, Baltimore only allowed 40 points in the final period of its last 12 games. Below is the game-by-game 4th-quarter production this season:

RAVENS 4TH-QUARTER BREAKDOWN (2008 Season)

Table with columns: Game, Results, Ravens Points, Opp. Points, Ravens Yards, Opp. Yards. Rows include: vs. Cin. (W 17-10, 0, 7, 89, 32), vs. Cle. (W 28-10, 0, 0, 45, -3), at Pit. (L 20-23, OT, 7, 3, 89, 74), vs. Ten. (L 10-13, 0, 10, 59, 74), at Ind. (L 3-31, 0, 0, 149, 33), at Mia. (W 27-13, 7, 0, 141, 114), vs. Oak. (W 29-10, 7, 0, 44, 64), at Cle. (W 37-27, 17, 0, 128, 37), at Hou. (W 41-13, 22, 0, 48, 57), at NYG (L 10-30, 0, 3, 33, 107), vs. Phi. (W 36-7, 24, 0, 93, 91), at Cin. (W 34-3, 7, 0, 20, 42), vs. Was. (W 24-10, 7, 10, 95, 64), vs. Pit. (L 9-13, 0, 10, 55, 136), at Dal. (W 33-24, 17, 17, 184, 186), vs. Jax. (W 27-7, 0, 0, 72, 74), Totals (11-5, 115, 60, 1,344, 1,182).

4th-Quarter Quick Hit:

- In the last 9 wins, Baltimore outscored foes 108-27 in the 4th quarter.

3RD-DOWN SUCCESS

Baltimore's offense converted 23 of 26 3rd-and-1 plays this season. The Ravens' 88.5% success rate on 3rd-and-1 ranked 2nd in the NFL. Additionally, on 3rd-and-short situations (4 yards or less), Baltimore converted 40 of 59 attempts (67.8%), good for the NFL's 3rd-best rate in 2008.

3RD-&-1 CONVERSIONS (2008 Season)

Table with columns: Rk. Team, 1 Yd Att., 1 Yd Conv., 1 Yd Pct. Rows include: 1. Carolina (18, 16, 88.9), 2. Baltimore (26, 23, 88.5), 3. Seattle (20, 17, 85.0), 4. Oakland (19, 15, 78.9).

3RD-&-SHORT (< 4 YARDS) CONV. (2008 Season)

Table with columns: Rk. Team, <4Yd Att., <4Yd Conv., <4Yd Pct. Rows include: 1. Seattle (47, 33, 70.2), 2. Indianapolis (70, 48, 68.6), 3. Baltimore (59, 40, 67.8), 4. Atlanta (51, 34, 66.7).

GOOD PROTECTION

The Ravens allowed 33 sacks in 2008, the 2nd fewest in franchise history. Baltimore's offensive line -- which was the youngest starting unit in the NFL until G Marshal Yanda (knee) was placed on IR following Week 6 and T Adam Terry (knee) missed games 5-7 -- banded together this season with guidance from O-line coach John Matsko.

RAVENS FEWEST SACKS ALLOWED (Single-Season History)

Table with columns: Year, Sacks. Rows include: 2006 - 17, 2008 - 33, 2004 - 35, 1997 - 37, 1996 - 38.

BIG-PLAY PRODUCTION

The Ravens produced 10 pass plays of 40 or more yards in 2008, 5 of which went for TDs. The Ravens' 10 "big" aerial plays tied for the 2nd most in franchise history and were the most in a single season since 1999 (10). Six different players accounted for those long receptions, including QB Joe Flacco, who pulled in a 43-yard pass from Troy Smith that nearly resulted in a TD. Below are Baltimore's deep-balls from 2008 and above are the seasons with the most 40-plus-yard passes:

40-PLUS-YARD PASSES (Ravens Single Seasons)

Table with columns: Year, Passes. Rows include: 1998 - 12, 2008 - 10, 1999 - 10, 1996 - 9.

RAVENS BIG PASS PLAYS (2008 Season)

Table with columns: Length, Connection, Game. Rows include: 70t yards (Mark Clayton from Joe Flacco, 11/30 at Cin.), 70t yards (Demetrius Williams from Joe Flacco, 10/26 vs. Oak.), 54 yards (Derrick Mason from Joe Flacco, 10/12 at Ind.), 53t yards (Mark Clayton from Joe Flacco, 11/23 vs. Phi.), 48 yards (Mark Clayton from Joe Flacco, 12/28 vs. Jax.), 47t yards (Mark Clayton from Joe Flacco, 11/2 at Cle.), 45 yards (Mark Clayton from Joe Flacco, 11/30 at Cin.), 43t yards (Yamon Figurs from Joe Flacco, 11/9 at Hou.), 43 yards (Joe Flacco from Troy Smith, 10/26 vs. Oak.), 40 yards (Ray Rice from Joe Flacco, 10/19 at Mia.).

RUSH OF KNOWLEDGE

The Ravens totaled a franchise-record 20 rushing TDs in 2008, tied for 5th most in the NFL. Baltimore also produced 3 rushing plays of at least 50 yards, tying for 2nd most in the league. The Ravens were the only team in '08 to have 2 rush plays gain at least 70 yards: Le'Ron McClain's 82-yarder and Willis McGahee's 77-yarder, both for TDs, at Dallas (12/20).

A FRANCHISE FIRST

In Week 16 at Dallas, Baltimore produced 265 rushing yards, the 3rd-highest total in team history. Additionally, with Willis McGahee's 108 yards and Le'Ron McClain's 139 yards, the Ravens posted dual 100-yard backs for the 1st time in single-game franchise history.

RAVENS RUSHING TOTALS (Single-Game History)

Table with columns: Games/Opp., Yards. Rows include: 9/14/03 vs. Cle. (343), 12/21/03 at Cle. (276), 12/20/08 at Dal. (265), 9/26/04 at Cin. (254), 11/19/00 vs. Dal. (250).

Rushing Quick Hit:

- McGahee (108) and McClain (139) became the 1st pair to rush for 100 yards in a game in Ravens history on 12/20 at Dallas.



RAVENS RUSHING LONGS (Franchise History)

Table with columns: Player/Game, Long. Rows include: Le'Ron McClain (12/20/08 at Dal.) (82t), Jamal Lewis (9/14/03 vs. Cle.) (82t), Willis McGahee (12/20/08 at Dal.) (77t), Jamal Lewis (10/6/02 at Cle.) (75), Jamal Lewis (9/26/04 vs. Cin.) (75t).



THE ULTIMATE LB



Ten-time Pro Bowl LB Ray Lewis, who earned another invitation to Hawaii in 2008, topped the Ravens with 160 tackles, extending his reign as Baltimore's all-time tackle king (2,182 career stops). Lewis also has the most FRs (14) and has the 2nd-most INTs (28) in team history. In Week 17's win vs. Jacksonville, he tallied 13 tackles and recovered 2 fumbles. Lewis also logged 3 INTs and 3.5 sacks in 2008.

RAVENS ALL-TIME DEFENSIVE RECORDS

TACKLES

- 1. Ray Lewis (1996-present) 2,182
2. Kelly Gregg (2001-present) 616
3. Jamie Sharper (1997-2001) 522
4. Peter Boulware (1997-2005) 502

INTERCEPTIONS

- 1. Ed Reed (2002-present) 43
2. Ray Lewis (1996-present) 28
3. Chris McAlister (1999-present) 26
4. Duane Starks (1998-2001) 20
Rod Woodson (1998-2001) 20

FUMBLES RECOVERED

- 1. Ray Lewis (1996-present) 14
2. Terrell Suggs (2003-present) 9
3. Rob Burnett (1996-2001) 8

NFL TACKLE LEADERS (Active Players)

Table with 3 columns: Rk, Player (Years), Tackles, Games. Lists Derrick Brooks, Ray Lewis, Zach Thomas, Junior Seau, and London Fletcher.

THE NFL's ELITE

NFL PLAYERS w/ 30+ SACKS & 25+ INTs (NFL History)

Table with 4 columns: Player, Games, Sacks, INTs. Lists Rodney Harrison, Ray Lewis, and William Thomas.

CAREER INTERCEPTION LEADERS (Active NFL Linebackers)

Table with 3 columns: Player (Team), INTs, Games Played. Lists Ray Lewis (Bal.), Donnie Edwards (KC), and Derrick Brooks (TB).

NFL's LONGEST-TENURED DEFENSIVE PLAYERS (w/ Original Team)

Table with 3 columns: Player, Team, Seasons. Lists Derrick Brooks, Ray Lewis, Tedy Bruschi, Brian Dawkins, and Ronde Barber.

ROLLE WITH ME




CB Samari Rolle played in 10 games (all starts) in 2008, bouncing back from shoulder/neck surgery caused by an injury he sustained in Week 3 vs. Cleveland. Rolle, who has totaled 31 career INTs -- plus 2 in 10 playoff games -- had 3 picks, 12 PD and 1 FF on the year. He finished the season playing in 8 straight contests, helping Baltimore produce the NFL's No. 2 defense, which was also 2nd vs. the pass (179.7 ypg).

RAVENS INTs LEADERS (2008 Season)

Table with 6 columns: Player, No., Yds, Avg, Long, TD. Lists Ed Reed, Ray Lewis, Chris McAlister, Samari Rolle, Terrell Suggs, and Haloti Ngata.

RESTRICTED AIRSPACE



Five-time Pro Bowler Ed Reed pulled in the 42nd and 43rd INTs of his career in Week 17's win over Jacksonville. The performance marked his 8th-career dual-INT day (and 4th this season). In Week 12's win over the Eagles, he posted 2 thefts, including an NFL-record 107-yard return TD. The 107 broke the previous long of 106, which Reed set on 11/7/04 vs. Cleveland.

LONGEST INTERCEPTION RETURNS (NFL History)

Table with 3 columns: Rk, Player, Yards, Date/Game. Lists Ed Reed (107t), Ed Reed (106t), Vencie Glenn (103t), and Louis Oliver (103t).

RESTRICTED AIRSPACE: PART II

Ed Reed's 43 career INTs rank 1st among all NFL players since he entered the league in 2002, as do his 1,144 INT return yards. Additionally, his 26.6-yard return average ranks 1st in NFL history (among players with at least 30 INTs).

NFL INTs LEADERS (2002-Present)

Table with 3 columns: Name, INTs, Yards. Lists Ed Reed (43, 1,144), Darren Sharper (34, 767), and Champ Bailey (30, 308).

NFL INT RETURN AVG. (NFL History)

Table with 4 columns: Name, Avg, INTs, Yards. Lists Ed Reed (26.6, 43, 1,144), Deion Sanders (25.1, 53, 1,331), and Glen Edwards (24.6, 39, 961).

Reed Quick Hits: Of his 43 INTs...

- 26 have come in the 2nd half (most in the NFL since '02)
17 in the 4th quarter (most in the NFL since '02)
16 when opponent is in Bal. territory

ED REED'S CAREER INTs (Single-Season Highs)

Table with 5 columns: Year, INTs, Yds, LG, TD. Lists 2008 (9, 264, 107t, 2), 2004* (9, 358, 106t, 1), 2003 (7, 132, 54t, 1), 2007 (7, 130, 33, 0).

Reed Quick Hits II:

- When Reed records an INT, the Ravens own a 27-8 record. When he makes 2 picks in a game, Baltimore is 8-0.
Reed's 9 INTs in 2008 led the NFL, while his 264 yards were 2nd.

REED'S 12 TDs

Including postseason, Ed Reed has scored 12 TDs in his career. He added 4 in 2008 (in addition to his 2 INT-TDs and a FR-TD in the regular season, Reed had a 64-yard "pick-6" in the Wild Card win at Miami). Amazingly, Reed is the only player in NFL history to score return TDs off a punt return, blocked punt, INT and fumble recovery. Reed's 7 defensive TDs (5 INTs and 2 FRs) are the most in Ravens franchise history:

ED REED'S CAREER TOUCHDOWNS

Table with 3 columns: Date/Game, Result, Touchdown. Lists 12 touchdowns including 64-yard INT return, 22-yard FR return, 107-yard INT return, 32-yard INT return, 63-yard punt return, 25-yard INT return, 106-yard INT return, 22-yard FR return, 16-yard punt block return, 22-yard punt block return, 54-yard INT return, 11-yard punt block return.

ANOTHER MAN DOWN



Three-time Pro Bowler Chris McAlister, who was placed on IR (knee) on 11/11, has 26 picks in his career -- including 3 in 2008. McAlister was 1 of 2 starters from the Ravens' secondary (SS Dawan Landry, neck/shoulders) to be put on IR in '08.

McAlister's 26 thefts rank 3rd in franchise history. Additionally, for his career, he has 7 TDs (6 defensive, 1 missed FGA return). His 6 "D" TDs rank 2nd in team history, while he, Ed Reed and Rod Woodson tie for the most INT-TDs (5).

RAVENS ALL-TIME DEFENSIVE TD LEADERS

Table with 4 columns: Player, INTs, FRs, Total. Lists Ed Reed* (5*, 2, 7), Chris McAlister (5, 1, 6), Rod Woodson (5, 0, 5), and Adalius Thomas (2, 3, 5).

*includes a lateraled return for TD



THE MADBACKER



An undrafted free agent from Southern Illinois in 2002, LB Bart Scott is the 1st Ravens rookie free agent to earn Pro Bowl honors with the club, doing so in 2006. In 2008, Scott finished 2nd on the team with 104 tackles. Dating back to 2005, when he became a full-time starter for Baltimore, he ranks 2nd in total tackles by a Ravens' defender.

RAVENS TACKLE LEADERS
(2005-Present)

Rk.	Player	TT	Solo	Ast.	GP	GS
1.	Ray Lewis	585	345	240	50	50
2.	Bart Scott	489	308	181	64	58
3.	Terrell Suggs	369	241	128	64	63
4.	Kelly Gregg	314	200	114	48	48
5.	Jarret Johnson	272	205	107	64	46

NOTE THE JARRET QUOTE



"I think he's having the best year of his career. I don't know if there's a guy we have that has a better football aptitude, understands blocking schemes, understands routes, understands protections."

- Former OLBs coach Mike Pettine on Jarret Johnson, who ranked 5th on the team with 82 tackles and 2nd in sacks (5).

PREMIUM PRYCE



In his 1st season as a Raven in 2006, DE Trevor Pryce produced a 13-sack, 78-QB hit campaign. Back at full strength in 2008 after missing 11 games (wrist/chest) in 2007, the 4-time Pro Bowler tallied 4.5 sacks and 35 tackles. In his 12-year career, Pryce has 83.5 sacks (-560.5 yards).

One of the game's top pass rushers this decade, Pryce has recorded at least 2 sacks in 11 contests, with 3 of those coming during Baltimore's 13-3 campaign in 2006. The Ravens were 9-0 in '06 when Pryce registered a sack and were 4-1 in 2008. Below is where he ranks on several lists:


RAVENS SACKS LEADERS
(Single-Season Records)

Player (Year)	Sacks	Yards
1. Peter Boulware (2001)	15.0	86.5
2. Michael McCrary (1998)	14.5	120.5
3. Trevor Pryce (2006)	13.0	113.5
4. Terrell Suggs (2003)	12.0	97.0
5. Peter Boulware (1997)	11.5	70.5

NFL SACKS LEADERS
(Active Players)

Player (Team)	Sacks	Yards
1. Jason Taylor (Was.)	120.5	776.5
2. Kevin Carter (TB)	104.5	651.0
3. Willie McGinest (Cle.)	86.0	526.5
4. John Abraham (Atl.)	84.0	534.0
5. Trevor Pryce (Bal.)	83.5	560.5
La'Roi Glover (STL)	83.5	552.5

BIG-PLAY THREAT



WR Mark Clayton has 8 100-yard receiving games in his career (including 2 in 2008), the most in Ravens history. A big-play threat, he led the team with a career-high 17.0 ypc average in '08. In Week 13 at Cincy, he also became the 1st non-QB in team history to throw a TD pass, hitting Derrick Mason for a 32-yard strike off a reverse. He also had 5 catches (including a 70-yard TD) for a career-high 164 yards, the 3rd-best total in team history.

CLAYTON'S '08 TOUCHDOWNS

70-yard catch, 11/30 at Cin.
53-yard catch, 11/23 vs. Phi.
47-yard catch, 11/2 at Cle.
42-yard run, 9/7 vs. Cin.
32-yard pass, 11/30 at Cin.

RAVENS RECEIVING YARDS
(All-Time Single-Game)

Players	Rec-Yds
Q. Ismail, 12/12/99 at Pit.	6-258
D. Alexander, 12/1/96 at Pit.	7-198
M. Clayton, 11/30/08 at Cin.	5-164

Clayton Quick Hits:

- Clayton posted the 2nd-most catches (41) and receiving yards (695) for the Ravens in 2008. His 3 receiving TDs tied Todd Heap for 2nd.
- Clayton is the Ravens' all-time leader in 100-yard receiving games (8).

NGATA'S DOMINANCE



In 2007, Haloti Ngata blossomed into one of the NFL's premier DTs, producing 94 total tackles and 3 sacks. For his efforts, he was named to the USA Today All-Joe Team. In 2008, Ngata earned 1st-alternate Pro Bowl honors by leading the D-line with 77 tackles (43 solo), 15 QB hits, 1 sack and 2 INTs. In Week 10's win at Houston, he posted 2 tackles, 3 QB hits and his 3rd-career INT. He also caused an INT (Ray Lewis).

Ngata was also a member of the Ravens' goal-line offense, producing several TD-leading blocks this season. Additionally, the 6-4, 345-pounder has lined up on punt coverages, blasting through the line to rush the punter.

Ngata Quick Hit:

- The Ravens have a history of strong run defense, but with Ngata's help the past 3 seasons, Baltimore's ground "D" has improved markedly from what it was before he entered the NFL.

RAVENS RUSHING DEFENSE RANKINGS
(Past 6 Seasons)

Year	Yards Per Game Allowed		Avg. Per Play Allowed	
	Total	Rank	Total	Rank
2008	81.4	3rd	3.6	5th
2007	79.3	2nd	2.8	1st
2006	75.9	2nd	3.3	2nd
2005	99.4	9th	3.7	8th
2004	105.8	8th(t)	3.6	2nd
2003	96.0	6th	3.4	3rd

SIMPLY SIZZLIN'



Three-time Pro Bowler Terrell Suggs is the No. 2 pass rusher in team history. Owing 53 career sacks (including a team-best 8 in 2008), he stands 2nd on the Ravens' all-time list. Since entering the NFL in 2003, Suggs' 53 QB drops tie for 8th in the league, while his 413 yards lost rank 2nd (Robert Mathis, 415).

RAVENS ALL-TIME SACK ARTISTS

Player (Years)	Sacks
1. Peter Boulware (1997-2005)	70.0
2. Terrell Suggs (2003-present)	53.0
3. Michael McCrary (1997-2002)	51.0
4. Adalius Thomas (2000-2006)	38.5
5. Ray Lewis (1996-present)	32.5

NFL SACK LEADERS
(2003-Present)

Player (Team)	Sacks	Yards
1. Jason Taylor (Was.)	62.5	381
2. Julius Peppers (Car.)	58.5	365.5
3. Jared Allen (Min.)	57.5	384
Dwight Freeney (Ind.)	57.5	410
5. John Abraham (Atl.)	56.5	387.5
6. Robert Mathis (Ind.)	53.5	415
DeMarcus Ware (Dal.)	53.5	357.5
8. Terrell Suggs (Bal.)	53.0	413
Aaron Schobel (Buf.)	53.0	340.5

Suggs Quick Hits:

- His 102 tackles in '08 were 3rd on the team, while his 8 sacks were 1st. Suggs also had 2 INT-TDs: a 44-yarder at Mia. and a 42-yarder at Cle.
- The Ravens are 34-11 when Suggs records a sack and 10-0 when he tallies 2 or more sacks (including 1-0 in 2008).
- Suggs has posted a franchise-record 19 FFs in his career.

HEAP: INVALUABLE ASSET



Two-time Pro Bowl TE Todd Heap is the Ravens' all-time receiving leader in every major category. In Week 10's 41-13 win over Houston, Heap reeled in season highs of 5 catches for 58 yards and 2 TDs. In Week 13 at Cincy, he had 4 for 39 yards and 1 TD.

RAVENS TOP 5 ALL-TIME RECEPTIONS LEADERS

Name	No.	Yds.	Avg.	LG	TDs
1. Todd Heap	374	4,300	11.5	48	30
2. Derrick Mason	337	3,947	11.7	79t	15
3. Travis Taylor	204	2,758	13.5	73t	15
4. Mark Clayton	200	2,636	13.2	87t	10
5. Qadry Ismail	191	2,819	14.8	77t	18

Heap Quick Hits:

- Heap had 35 catches for 403 yards and 3 TDs in 2008.
- Dating back to 2002, Heap has produced the 5th-most catches among NFL TEs (358). His 29 TDs during that span also rank 5th.



ROOKIE GUNSLINGER



In 2008, QB Joe Flacco improved with each snap he took. Over the last 11 games -- when the Ravens went 9-2 -- Flacco posted a 90.2 QB rating while tossing 13 TDs and just 5 INTs. Here are his stats from the last 11 regular season games and opening 5.

FLACCO REGULAR SEASON STATS BREAKDOWN

Table with 8 columns: Games, Cmp-Att, Pct., Yards, TD, INT, Rate, Record. Rows for Last 11 and First 5 games.

TOP NFL QB RATINGS (2008 / On The Road) table with columns: Player, Rate, Record. Lists C. Pennington, Philip Rivers, Joe Flacco, Trent Edwards, Jeff Garcia.

Flacco Quick Hits:

• Flacco's streak of 124 passes attempted without throwing an INT (which was snapped in Week 11 vs. NYG) is 3rd best in team history. Steve McNair is 2nd with 162 and Eric Zeiler is 1st with 175.

• Flacco had 2 rushing TDs in the regular season: a 38-yard run vs. Cincy (9/7) that was the longest TD run in NFL history by a QB making his debut and a 12-yard bootleg vs. Oakland (10/26). He added a 5-yard rushing score last week in the Wild Card win at Miami.

• In Week 8 vs. Oakland, Flacco reeled in a 43-yard pass from Troy Smith. Flacco's grab was the 3rd longest by an NFL QB since Stats Inc. began tracking the stat in 1991 (Kordell Stewart had receptions of 71 and 48 yards in 1995 and 1996, respectively).

• Flacco threw at least 1 TD in 8 straight games between 10/19-12/7.

• He threw at least 1 TD pass in each of the Ravens' last 6 road games, tossing 9 TDs passes and just 2 INTs for a 101.8 rating.

PLAYOFF RECORDS

In the 13-10 Divisional win at Tennessee on 1/10, Joe Flacco became the 1st rookie QB in NFL history to win 2 playoff games. The week prior, in the Ravens' 27-9 victory at Miami, Flacco became just the 8th rookie QB to start a playoff game and only the 3rd to win. Additionally, he is the only rookie QB ever to win a playoff game on the road (now 2-1).

ROOKIE QBs TO START A POSTSEASON GAME (Since 1970)

Table with 5 columns: Rookie QB, Team, Season, Game/Opp., Result. Lists Joe Flacco, Matt Ryan, B. Roethlisberger, Shaun King, Todd Marinovich, Jim Everett, Bernie Kosar, Dan Marino.

2008 NFL ROOKIE STARTING QUARTERBACKS

Table with 7 columns: Player (Team), Cmp-Att, Pct., Yards, TD, INT, Record. Lists Joe Flacco (Bal.) and Matt Ryan (Atl.).

2008 ROOKIE COMBOS


After each earned victories in Week 1, the Ravens and Falcons had similar success in 2008, both featuring rookie head coaches (John Harbaugh and Mike Smith) and rookie QBs (Joe Flacco and Matt Ryan). Here are several notes on the combos:

- The last rookie head coach to start a rookie QB in Week 1 was Dallas' Jimmy Johnson with Troy Aikman in 1989 (9/10 vs. NO).
- Not since 1971 had a pair of rookie QBs won on opening day (Jim Plunkett vs. Oak. and Archie Manning vs. LA Rams on 9/19).
- Flacco and Ryan became the first 1st-round rookie QBs to start on opening day since Kyle Boller in 2003.
- Flacco and Ryan combined for 6,411 passing yards this season, the most by a rookie QB tandem in NFL history. The previous record (5,917) was set by Charlie Batch and Peyton Manning in 1998.
- Flacco and Ryan, both 11-5, combined to produce a 22-10 record. That win pct. is the highest by 2 rookie QBs in NFL history.

HIGHEST COMBINED WIN % BY 2 ROOKIE QBs (SUPER BOWL ERA / SINCE 1966)

Table with 4 columns: Year, QBs, W-L, Pct. Lists 2008 Joe Flacco/Matt Ryan (22-10, .688).

THE GO-TO GUY



During his 12-year, 2-time Pro Bowl career, WR Derrick Mason has made himself into one of the NFL's most valuable targets. Since earning his 1st Pro Bowl in 2000, Mason has the 4th-most catches (743) and 5th-most receiving yards (9,453) of all active players. One of the league's most durable and consistent wideouts, he has played in 106 consecutive games (2nd most among active WRs) and has now produced at least 60 catches in 9 straight seasons.

NFL WRs CONSECUTIVE GAMES PLAYED

Table with 2 columns: Rk. Player, Games. Lists Reggie Wayne (118), Derrick Mason (106), Kevin Walter (91).

NFL WRs / CONSECUTIVE 60+ CATCH SEASONS

Table with 2 columns: Rk. Player, Seasons. Lists Derrick Mason (9), Torry Holt (9), Hines Ward (8).

NFL RECEPTIONS (Since 2000)

Table with 2 columns: Rk. Player, Catches. Lists Torry Holt (817), Marvin Harrison (791), Tony Gonzalez (748), Derrick Mason (743), Terrell Owens (729).

NFL RECEIVING YARDS (Since 2000)

Table with 2 columns: Rk. Player, Yards. Lists Torry Holt (11,872), Terrell Owens (10,815), Marvin Harrison (10,475), Randy Moss (10,439), Derrick Mason (9,453).

WHAT A CATCH

In 2008, Derrick Mason pulled in 80 catches for 1,037 yards, producing his 7th-career 1,000-yard season. In 2007, he had a Ravens' record of 103 catches, which broke the previous franchise best of 86 that he set in '05. With his 80 catches in 2008, he now owns the top 3 reception seasons in Ravens history, while his 1,037-yard campaign accounts for the 8th "1,000" in franchise history.

RAVENS SINGLE-SEASON RECEPTION RECORDS

Table with 3 columns: Catches, Player, Season. Lists Derrick Mason (103, 2007), Derrick Mason (86, 2005), Derrick Mason (80, 2008), Michael Jackson (76, 1996), Todd Heap (75, 2005), Qadry Ismail (74, 2001).



RAVENS 1,000-YARD RECEIVING SEASONS (Single-Season History)

- 1. Michael Jackson (1996)1,201
- 2. Qadry Ismail (1999)1,105
- 3. Derrick Alexander (1996)1,099
- 4. Derrick Mason (2007)1,087
- 5. Derrick Mason (2005)1,073
- 6. Qadry Ismail (2001)1,059
- 7. Derrick Mason (2008)1,037
- 8. Derrick Alexander (1997)1,009

Mason Quick Hit:

• Mason currently has 790 career receptions, 9th most among active players. His 10,061 career yards also stand 9th on that list.

POUNDING THE ROCK



Ravens Pro Bowl RB/FB Le'Ron McClain led the team with 10 ground TDs (11 total) and 902 rushing yards in the regular season. In Week 16's win at Dallas, he had a career-high 139 yards, including an 82-yard TD that tied Jamal Lewis (9/14/03 vs. Cle.) for the longest in team history.

McCLAIN'S RUSHING (College Career / Ravens Years)

Table with 4 columns: Season, Att., Yds, TDs. Lists Ravens (2008) (232, 902, 10), Ravens (2007) (8, 18, 0), Alabama (Career) (37, 170, 2).

McClain Quick Hits:

- McClain earned his 1st Pro Bowl as a starting FB for the AFC squad in 2008.
- McClain totaled the 3rd-most 4th-quarter rushing yards in the NFL this season, racking up 388 yards on 80 carries (4.6 avg.).
- McClain's 82-yard romp at Dallas ties (Jamal Lewis) for the longest in Ravens history. It was also the longest by an opponent in the 37-year history of Texas Stadium and the longest in the NFL in 2008.

McCLAIN'S RUSHING HIGHS (2008 Single Games)


Table with 4 columns: Games, Att., Yards, TDs. Lists 12/20 at Dal. (22, 139, 1), 11/23 vs. Phi. (18, 88, 1), 12/14 vs. Pit. (23, 87, 0), 11/30 at Cin. (25, 86, 0), 9/7 vs. Cin. (19, 86, 0), 12/28 vs. Jax. (25, 70, 2).

NFL'S LONGEST RUNS (2008 Season)

Table with 3 columns: Player, Long, Date/Opp. Lists Le'Ron McClain (82t, 12/20 at Dal.), LenDale White (80t, 10/19 at KC), Ahmad Bradshaw (77, 11/16 vs. Bal.), Willis McGahee (77t, 12/20 at Dal.), DeShawn Wynn (73t, 12/28 vs. Det.), Jerome Harrison (72t, 11/17 at Buf.).



RELIABLE RESOURCE



Ravens K Matt Stover, a 19-year NFL vet, is the 3rd-most accurate kicker (min. 150 att.) in NFL history (83.7 percent, 462 of 552 FGAs). Below is where Stover stands on several key lists and how he ranks among the all-time greats:

HIGHEST CAREER FIELD GOAL PERCENTAGE (NFL History / Min. 150 Att.)

Table with 4 columns: Player, FGs, FGA, Pct. Lists top 4 players including Matt Stover at 83.7%.



MOST FGs MADE IN NFL SINCE 1996

Table with 4 columns: Player (Team), FGs, FGA, Pct. Lists Matt Stover (Bal.) at 354 FGs.



MOST EVER CONSECUTIVE NFL PATs MADE

Table with 3 columns: No., Player, Years. Lists Matt Stover with 389 consecutive PATs.

Stover Quick Hits:

- Stover finished the 2008 season 27-of-33 on FGAs (long of 47) and 41-of-41 on PATs. His 122 points led the Ravens.
Stover hit the 100-point mark for the 6th-straight season and 12th time in his career.
Stover's 1,944 career points rank 5th in NFL history.

COLD COMFORT

Playing for teams with -- and in divisions that only have -- outdoor stadiums his entire career, Matt Stover has proved that no NFL kicker braves the elements better than he does.

Of Stover's 462 career FGs, only 25 have come indoors. Amazingly, that is the fewest of any kicker in the 400-FG Club:

Table with 3 columns: Kicker, FGs Made, FGs Indoors. Compares Matt Stover's 25 indoor FGs to other top kickers.



MOST OUTDOORS FIELD GOALS MADE (NFL History)

Table with 4 columns: Player, FGs, Att., Pct. Lists Matt Stover at 437 outdoor FGs.

STOVER GAME-WINNERS

Matt Stover has hit 14 game-winning FGs during his 19-year NFL career, including his 1st in the playoffs to clinch the Divisional win at Tennessee (43-yarder) on 1/10/09. Stover has connected on a game-winner in 6 straight seasons (2003-08).

STOVER'S CAREER GAME-WINNERS

Table with 4 columns: Date, Opp., Yards, Final Score. Lists 14 game-winning FGs by Stover.

* With the Cleveland Browns ** Divisional Playoff

ALL-TIME NFL SCORING LIST

Table with 3 columns: Rk., Players, Points. Lists top 10 NFL scorers, with Matt Stover at 1,944 points.

400 CLUB

Stover's 462 career FGs rank 3rd in NFL history. He is 1 of only 6 players ever to make 400 FGs:

NFL ALL-TIME FGs MADE

Table with 3 columns: Player, Years, FGs. Lists top 6 players in NFL history for FGs made.

PRIME PUNTING



The Ravens' punt coverage unit was outstanding in 2008, helping allow P Sam Koch to own the NFL's No. 5 net average of 39.9. In Week 7 at Miami, Koch posted a career-best 59.0 gross average (and 55.7 net), which included a long punt of 67 yards. In Week 10 at Houston, Koch had 4 punts for 200 yards (50.0 avg.), including 3 inside the 20 with a Ravens-record 74-yarder.

RAVENS LONGEST PUNTS (Franchise History)

Table with 3 columns: Rk., Player (Game), Long. Lists Sam Koch's 74-yard punt as the longest in Ravens history.



NFL NET PUNTING AVERAGE (2008 Season)

Table with 3 columns: Rk., Player, Net. Avg. Lists Sam Koch with a net average of 39.9.

Koch Quick Hits:

- He placed an NFL-best 18 punts inside the 10 and 34 boots inside the 20 (2nd only to the 40 by Chicago's Brad Maynard).
Koch's 45.0 gross average ranked 9th in the NFL and set a Ravens' record, breaking the 43.9 mark by Kyle Richardson in 1998. His 39.9 net average is also a single-season Ravens record.
His 74-yard punt in Week 10 at Houston was the 3rd longest in the NFL in 2008 and longest in Ravens history.
Koch currently boasts a 43.8 career gross average and 37.9 career net average, both marks that rank 1st in Ravens history.

SPECIAL TEAMS ACE



In 5 previous seasons before arriving in Baltimore, special teams ace Brendon Ayanbadejo led his team in ST tackles each year. In 2008, his 1st season with the Ravens, he again paced the team with a career-high 30. For his efforts, Ayanbadejo was named to his 3rd Pro Bowl as the AFC's lone special teams standout.

AYANBADEJO'S SPECIAL TEAMS TACKLES (Season-by-Season)

Table with 3 columns: Year, Team, Tackles. Lists Ayanbadejo's 30 tackles in 2008 with the Ravens.

* Pro Bowl Season



2008 TRANSACTIONS (SINCE SEPT. 1)

Table with columns: Date, Transaction. Lists player movements, signings, and releases from Sept. 1 to Oct. 29, 2008.

Every all-time Ravens transaction is listed online at www.baltimoreravens.com/News/History/All-Time_Transactions

RAVENS 2008 GAME-BY-GAME STARTERS

Table with columns: GAME, LWR, LT, LG, C, RG, RT, TE, RWR, QB, RB, FB, Other (OFFENSE) and NT, LDT, RDT, LOLB, LILB, RILB, ROLB, LCB, RCB, SS, FS, Other (DEFENSE). Lists starters for each game from Sept. 7 to Oct. 12, 2008.

* denotes 1st-career start

IN THE '08 REGULAR SEASON, BALTIMORE WAS ...

Table with two columns listing various performance metrics (e.g., Record, Home, vs. AFC) and their corresponding values.



RAVENS PLAYOFF HISTORY

The Ravens are 7-4 in playoff history, 1-2 at home, 5-2 on the road and 1-0 at a neutral site (Super Bowl XXXV).

Table with 3 columns: Date, Game, Result. Lists playoff games from 12/31/00 to 1/18/09.

STINGY PLAYOFF DEFENSE

Baltimore has allowed 11.8 points per game in 11 career playoff contests, ranking as the lowest opponent playoff scoring average in the NFL since 1970.

POINTS ALLOWED PER GAME

(Min. 10 Games: NFL Postseason History / Since 1970)

Table with 3 columns: Rk., Team, PPG. Lists teams from Baltimore Ravens to Tampa Bay Buccaneers.

Scoring "D" Quick Hits:

- In their 11 all-time postseason games, the Ravens have only allowed 11 TDs (5 rushing, 4 receiving, 1 INT-TD and 1 KOR).
• In 7 playoff wins, the Ravens have allowed just 6.4 points per game. Baltimore has never permitted more than 10 points in a playoff win.

DOMINANT DEFENSE

In their 10 playoff games, the Ravens have only allowed 164.6 passing yards and 89.1 rushing yards per contest. Baltimore's 253.7 net yards allowed per game since 2000 (min. 5 games) rank as the NFL's best mark this decade.

TOP DEFENSIVE RANKINGS

(Min. 5 Games / NFL Postseason: Since 2000)

Table with 3 columns: NET YARDS PER GAME, PASS YARDS PER GAME, RUSH YARDS PER GAME. Lists teams from Baltimore to NY Giants.

POSTSEASON PICKS

In 10 all-time playoff games, the Ravens' defense has produced 22 INTs, including 5 this postseason (4 at Miami). Those rank as the 2nd most in postseason play dating back to 2000.

NFL POSTSEASON INTs LEADERS

(Since 2000)

Table with 5 columns: Rk., Team, INTs, Yards, TDs, Games. Lists teams from New England to Pittsburgh.

INT Quick Hits:

- The Ravens have recorded an INT in 10 of the 11 postseason games they've played. In this year's Wild Card win at Miami, the 4 picks tied for the most in team playoff history (1/28/01 vs. NYG - SB and 1/14/01 at Oak. - AFC Champ.).

PLAYOFF WINNERS

The Ravens own the 4th-best playoff winning percentage in the NFL dating back to the 2000 season, compiling a 7-4 record (.636) in 5 seasons of postseason appearances.

NFL POSTSEASON WINNING PCT. (Since 2000)

Table with 3 columns: Rk., Team, Record, Pct. Lists teams from New England Patriots to Carolina Panthers.

PLAYOFF APPEARANCES

The Ravens have earned 5 postseason appearances in their short 13-year history, all occurring since the 2000 campaign. Baltimore's 5 playoff berths dating back to '00 tie for 3rd most in the AFC over that time.

MOST PLAYOFF APPEARANCES (Since 2000)

AFC

- 8 - Indianapolis (2008, 2007, 2006, 2005, 2004, 2003, 2002, 2000)
6 - New England (2007, 2006, 2005, 2004, 2003, 2001) Pittsburgh (2008, 2007, 2005, 2004, 2002, 2001)
5 - Baltimore (2008, 2006, 2003, 2001, 2000) Tennessee (2008, 2007, 2003, 2002, 2000)
4 - Denver (2005, 2004, 2003, 2000) New York Jets (2006, 2004, 2002, 2001) San Diego (2008, 2007, 2006, 2005)

NFC

- 7 - Philadelphia (2008, 2006, 2004, 2003, 2002, 2001, 2000)
6 - NY Giants (2008, 2007, 2006, 2005, 2002, 2000)
5 - Green Bay (2007, 2004, 2003, 2002, 2001) Seattle (2007, 2006, 2005, 2004, 2003) Tampa Bay (2007, 2005, 2002, 2001, 2000)
4 - St. Louis (2004, 2003, 2001, 2000)

TURNING IT AROUND

The Ravens are the 11th team in 5 seasons to go from fewer than 6 wins the previous season to making the playoffs the next. Below is how those teams stack up:

TURNAROUNDS: FEWER THAN 6 WINS TO PLAYOFFS (Past 5 Seasons)

Table with 4 columns: Year, Teams, Record, Prev. Year Record. Lists teams from Ravens to Falcons.



IN THE PLAYOFFS, BALTIMORE IS ...

Table with 4 columns: Category, All Time, 2008, Category, All Time, 2008. Compares Ravens' performance to other teams in various categories.



THE SELECT FEW

During the 2008 season, John Harbaugh became just the 12th 1st-year head coach to lead his team to the Conference Championship game in the Super Bowl Era.

1st-YEAR HEAD COACHES TO REACH CONFERENCE CHAMPIONSHIP (Super Bowl Era)

Coach (Team)	Result/Opp. (Date)
John Harbaugh (Bal.)	L, 14-23 at Pit. (1/18/09)
Sean Payton (NO)	L, 14-39 at Chi. (1/21/07)
Jim Mora Jr. (Atl.)	L, 10-27 at Phi. (1/23/05)
Bill Callahan (Oak.)	W, 41-24 vs. Ten. (1/19/03)
Steve Mariucci (SF)	L, 10-23 vs. GB (1/11/98)
Barry Switzer (Dal.)	L, 28-38 at SF (1/15/95)
George Seifert (SF)	W, 30-3 vs. LA (1/14/90)
Bud Carson (Cle.)	L, 21-37 at Den. (1/14/90)
Red Miller (Den.)	W, 20-17 vs. Oak. (1/1/78)
Don McCafferty (Bal. Colts)	W, 27-17 vs. Oak. (1/3/71)
John Madden (Oak.)	L, 7-17 vs. KC (1/4/70)
Joe Collier (Buf.)	L, 7-31 vs. KC (1/1/67)

ELITE COACHING GROUP

Ravens head coach John Harbaugh, leading the Ravens in his 1st season as a head coach at any level, became just the 5th rookie head coach to win 2 playoff games when Baltimore prevailed over Tennessee, 13-10, on 1/10/09.

ROOKIE HEAD COACHES TO WIN AT LEAST THEIR 1st 2 PLAYOFF GAMES (NFL History)

Year	Coach/Team	Playoff Wins
1970	Don McCafferty/Baltimore Colts	3
1989	George Seifert/San Francisco 49ers	3
2008	John Harbaugh/Baltimore Ravens	2
1977	Red Miller/Denver Broncos	2
2002	Bill Callahan/Oakland Raiders	2

KEY PLAYOFF NOTES

The Ravens went 2-1 in the '08 postseason (7-4 all time) and played in their 2nd-ever AFC Championship game. Here is a look at some trends/notes from Baltimore's playoff games:

Sixth Seeds' Success: The Ravens are 1 of only 3 No. 6 seeds ever to reach a Conference Championship game. (The 2005 Steelers did it and the 2008 Eagles also advanced.)

Turnover Battle: Baltimore compiled a +4 turnover ratio this postseason, snagging 9 take-aways (5 INTs and 4 fumbles) with 5 give-aways (3 INTs and 2 fumbles).

- In the 2008 regular season, Miami owned a +17 turnover ratio, tying an NFL record with just 13 give-aways. However, the Ravens, who totaled an NFL-best 34 take-aways in '08, forced 5 turnovers in the Wild Card showdown, finishing +4 on the day.
- Tennessee, who ranked 2nd in the NFL in 2008 with a +14 turnover ratio, had 3 give-aways (all occurring in Baltimore territory), while the Ravens had none.
- Baltimore turned the ball over 4 times at Pittsburgh (3 INTs and 1 fumble) and only forced 1 take-away (a fumble).

Flacco's Firsts: QB Joe Flacco did not throw an INT nor was he sacked in the 1st 2 playoff games. In the AFC title game at Pittsburgh, Flacco tossed 3 picks and was sacked 3 times. Still, Flacco became the 1st rookie QB to ever win 2 playoff games.

Red Zone Success: The Ravens made 7 trips to the red zone, scoring 4 TDs and 3 FGs. Conversely, opponents had 7 red zone trips, with Baltimore allowing just 2 TDs and 3 FGs, but also forcing 2 turnovers (fumble & INT).

T.O.P. Oddity: Despite leading the NFL in time of possession in '08, the Ravens did not win the TOP battle in the playoffs (33:09-26:51 at Pit., 34:07-25:53 at Ten. and 33:26-26:34 at Mia.).

Prime Picks at Miami: The Ravens' 4 INTs of QB Chad Pennington, who threw just 7 during the regular season, tied for the most in team playoff history (1/28/01 vs. NYG - SB and 1/14/01 at Oak. - AFC Champ.). S Ed Reed recorded his 4th- and 5th-career postseason INTs. He returned the 1st pick 64 yards for his 1st-career postseason TD.

Rushing Highs: Baltimore piled up 151 rushing yards at Miami, the 2nd most in Ravens postseason history (226 at Miami on 1/13/02). Le'Ron McClain led the way with 75 yards on 19 attempts, while Willis McGahee totaled 62 on 7 carries.

FLACCO SETS PLAYOFF MARK



In the Ravens' 13-10 Divisional win at Tennessee (1/10), Joe Flacco became the 1st rookie QB in NFL history to win 2 playoff games. The week prior, in the Ravens' 27-9 victory at Miami, Flacco became just the 8th rookie QB to start a playoff game since the 1970 merger and only the 3rd to win his team's game. Additionally, he is the only rookie QB ever to win a playoff game on the road (now 2-1).

ROOKIE QBs TO START A POSTSEASON GAME (Since 1970)

Rookie QB	Team	Season	Game/Opp.	Result
Joe Flacco	Ravens	2008	WC at Mia.	W, 27-9
			Div. at Ten.	W, 13-10
			Con. at Pit.	L, 14-23
Matt Ryan	Falcons	2008	WC at Ari.	L, 24-30
B. Roethlisberger	Steelers	2004	Div. vs. NYJ	W, 20-17
			Con. vs. NE	L, 27-41
Shaun King	Buccaneers	1999	Div. vs. Was.	W, 14-13
			Con. at STL	L, 6-11
Todd Marinovich	Raiders	1991	WC at KC	L, 6-10
Jim Everett	LA Rams	1986	WC at Was.	L, 7-19
Bernie Kosar	Browns	1985	Div. at Mia.	L, 21-24
Dan Marino	Dolphins	1983	Div. vs. Sea.	L, 20-27

Flacco Quick Hits:

- Flacco is the only rookie QB in NFL history to win 2 playoff games.


RATING STRONG

Joe Flacco's 89.4 passer rating in the Divisional win at Tennessee (1/10) is the best by a rookie QB in playoff history. Flacco, who went 11-of-22 for 161 yards and 1 TD (48-yarder to WR Derrick Mason), bested the previous mark (78.1) set by Ben Roethlisberger during the 2005 AFC Championship game.

BEST ROOKIE QB RATINGS (Single-Game Playoff History)

Rookie QB	QB Rate	Game/Opp.	Result
Joe Flacco	89.4	1/10/09 at Ten. (Div.)	W, 13-10
Ben Roethlisberger	78.1	1/23/05 vs. NE (Con.)	L, 27-41
Dan Marino	77.6	12/31/83 vs. Sea. (Div.)	L, 20-27

PLAYOFF PICK ARTIST



Ed Reed owns 5 career INTs in the playoffs, including 2 -- 1 a 64-yard TD return -- in the Wild Card win at Miami (1/4). The 5 picks tie for 4th among active NFL players. Reed's thefts have come in 5 games, which is 5 fewer contests played than Ricky Manning Jr., with whom he is tied.

ACTIVE NFL INTs LEADERS (Postseason Games)

Rk.	Name	INTs	Yards	TDs	Games
1.	Rodney Harrison	7	118	4	13
	Asante Samuel	7	227	4	17
3.	Ty Law	6	116	1	13
4.	Ed Reed	5	99	1	5
	Ricky Manning Jr.	5	21	0	10

Reed Quick Hits:

- Reed posted 10 INTs in the Ravens' last 9 games (including playoffs) in 2008.
- Reed's 9 INTs during the '08 regular season led the NFL.
- Reed has 10 games in his career when he's totaled 2 INTs (8 in the regular season and 2 in the playoffs).

PLAYOFF KICKS



In the Ravens' Divisional win at Tennessee (1/10), 19-year NFL veteran Matt Stover kicked a 43-yard game-winning FG, the 14th of his career (1st in postseason). Stover, who has played in 13 playoff games, is 19-of-24 on FGAs in the postseason. His 19 FGs rank 4th among active kickers, while his 81 points stand 5th.

MOST POSTSEASON FGs MADE (Active Kickers)

Rk.	Player	FG Made	FG Att
1.	Adam Vinatieri	42	51
2.	David Akers	30	35
3.	John Kasay	21	23
4.	Matt Stover	19	24

MOST POSTSEASON POINTS (Active Kickers)

Rk.	Player	Points
1.	Adam Vinatieri	177
2.	David Akers	128
3.	Jason Elam	90
4.	Jeff Reed	85
5.	Matt Stover	81
	John Kasay	81

**Steelers 23 - Ravens 14**

Pittsburgh (14-4)

Baltimore (13-6)

SUNDAY, JAN. 18, 2009

6:43 PM EDT

HEINZ FIELD

PITTSBURGH

Weather: 26 Cloudy, Wind W 12 mph // Attendance: 65,350 // Time: 3:35

The Ravens' playoff run ended with a 23-14 loss to the Pittsburgh Steelers. It was a battle of the NFL's top 2 defenses, and Baltimore fought through multiple injuries. S Daren Stone suffered a concussion on the opening kickoff, but he returned in the 2nd half. CB Frank Walker (dislocated shoulder) and CB Corey Ivy, who was blindsided by a downfield block from WR Limas Sweed, both left for brief moments before returning to the game. RB Willis M^cGahee didn't, though. M^cGahee, who rushed for a game-high 60 yards and 2 TDs on 20 carries, was carted off in the 4th quarter because of a helmet-to-helmet shot from S Ryan Clark. M^cGahee went to UMPC Presbyterian Hospital and was released the following day. After not committing a TO in his 1st 2 playoff games, QB Joe Flacco threw 3 INTs and lost a fumble. The Steelers notched 8 sacks on Flacco, who completed 13 of 30 passes for 141 yards and a QB rating of 18.2, his lowest of 2008. Pittsburgh took a 13-0 lead on 2 K Jeff Reed FGs and a 65-yard TD pass from QB Ben Roethlisberger to WR Santonio Holmes. Holmes caught it at Baltimore's 49-yard line as CB Fabian Washington slipped, and Holmes weaved through the secondary for the score. S Jim Leonhard returned a punt 45 yards to the Steelers' 17, which - along with a pass interference call in the end zone - set up M^cGahee's 3-yard TD run in the 2nd quarter. After another Reed FG, M^cGahee pulled the Ravens within 2 points (16-14 in the 4th quarter) with his 2nd TD. A botched punt from Pittsburgh's P Mitch Berger gave Baltimore the ball at midfield, and another end zone pass interference call led to M^cGahee's 1-yard TD run. On their ensuing series, the Ravens drove for a go-ahead score, but S Troy Polamalu jumped in front of WR Derrick Mason with 4:24 left and raced 40 yards to paydirt with Flacco's 2nd INT. His last INT - on an attempt over the middle to RB Ray Rice - sealed the outcome with 1:11 remaining.

BALTIMORE RAVENS**Offense**

WR 89 M. Clayton
 LT 71 J. Gaither
 LG 66 B. Grubbs
 C 60 J. Brown
 RG 65 C. Chester
 RT 79 W. Anderson
 TE 86 T. Heap
 WR 85 D. Mason
 QB 5 J. Flacco
 FB 33 L. M^cClain
 RB 23 W. M^cGahee

Defense

RDT 90 T. Pryce
 NT 92 H. Ngata
 LDT 94 J. Bannan
 LOLB 95 J. Johnson
 LILB 52 R. Lewis
 RILB 57 B. Scott
 ROLB 55 T. Suggs
 LCB 31 F. Washington
 RCB 41 F. Walker
 SS 36 J. Leonhard
 FS 20 E. Reed

PITTSBURGH STEELERS**Offense**

FL 86 H. Ward
 LT 78 M. Starks
 LG 68 C. Kemoeatu
 C 62 J. Hartwig
 RG 72 D. Stapelton
 RT 74 W. Colon
 TE 83 H. Miller
 WR 10 S. Holmes
 QB 7 B. Roethlisberger
 TE 89 M. Spaeth
 RB 39 W. Parker

Defense

DE 91 Aa. Smith
 NT 98 C. Hampton
 DE 99 B. Keisel
 LOLB 56 L. Woodley
 LILB 51 J. Farris
 RILB 50 L. Foote
 ROLB 92 J. Harrison
 LCB 24 I. Taylor
 FS 25 R. Clark
 SS 43 T. Polamalu
 RCB 20 B. McFadden

OFFICIALS -- Referee: William F. Carollo (63), Umpire: Ruben Fowler (71), Head Linesman: Ed Camp (134), Line Judge: Byron Boston (18), Side Judge: Scott Steenson (88), Field Judge: Gary Cavaletto (60), Back Judge: Tony Steratore (112)

SCORING	1	2	3	4	OT	TOTAL
Baltimore	0	7	0	7	-	14
Pittsburgh	6	7	3	7	-	23

FIELD GOALS - made () & missed	
None	
Je. Reed	(34, 42, 46)

TEAM	QTR	TIME	PLAY DESCRIPTION (extra point)	DRIVE	SCORE
Steelers	1	11:22	Je. Reed 34 yd. Field Goal	7-50, 3:38	0-3
Steelers	1	6:11	Je. Reed 42 yd Field Goal	7-11, 1:19	0-6
Steelers	2	13:58	S. Holmes 65 yd. pass from B. Roethlisberger (Je. Reed kick)	3-66, 1:37	0-13
Ravens	2	2:40	W. M ^c Gahee 3 yd. run (M. Stover kick)	3-17, 0:57	7-13
Steelers	3	3:38	Je. Reed 46 yd. Field Goal	11-51, 5:29	7-16
Ravens	4	9:29	W. M ^c Gahee 1 yd. run (M. Stover kick)	6-58, 3:09	14-16
Steelers	4	4:24	T. Polamalu 40 yd. interception return (Je. Reed kick)		14-23

TEAM STATISTICS

	Ravens	Steelers
First Downs (total-rush-pass-penalty)	13-5-6-2	11-1-9-1
Total Yards - Plays - Average	198-58-3.4	275-65-4.2
Net Yards Rushing - Rushes - Average	73-25-2.9	52-28-1.9
Net Yards Passing - Times Thrown - Yds Lost - Gross Pass.	125-3-16-141	223-4-32-255
Passes Attempted - Completed - Intercepted	30-13-3	33-16-0
Punts / Number - Average	7-40.9	7-37.7
Penalties / Number - Yards	6-53	6-67
Fumbles / Number - Lost	3-1	2-1

INDIVIDUAL STATISTICS

Rushing	Baltimore:	W. M ^c Gahee 20-60-2-14LG; M. Clayton 1-16-0-16LG L. M ^c Clain 1-3-0-3LG; R. Rice 1-2-0-2LG; J. Flacco 2-(-8)-0-0LG
	Pittsburgh:	W. Parker 24-47-0-7LG; M. Moore 1-6-0-6LG; N. Washington 1-1-0-1LG B. Roethlisberger 2-(-2)-0-(-1)LG
Receiving	Baltimore:	R. Rice 3-43-0-22LG; D. Mason 3-41-0-16LG; T. Heap 3-26-0-20LG M. Clayton 2-18-0-15LG; W. M ^c Gahee 2-13-0-11LG
	Pittsburgh:	H. Miller 3-62-0-30LG; H. Ward 3-55-0-45LG; N. Washington 3-21-0-8LG S. Holmes 2-70-1-65LG; L. Sweed 2-20-0-14LG; C. Davis 1-20-0-20LG M. Moore 1-9-0-9LG; W. Parker 1-(-2)-0-(-2)
Passing	Baltimore:	J. Flacco 30-13-141-3-0-22LG
	Pittsburgh:	B. Roethlisberger 33-16-255-0-1-65LG
Interceptions	Baltimore:	None
	Pittsburgh:	T. Polamalu 1-40; T. Carter 1-5; D. Townsend 1-2
Sacks	Baltimore:	T. Suggs 2-17; H. Ngata 1-8; M. Douglas 1-7



Ravens 13 - Titans 10

Baltimore (13-5)
Tennessee (13-4)

SATURDAY, JAN. 10, 2009 3:33 PM CST LP FIELD NASHVILLE

Weather: 53 Cloudy, Wind N/NW 11 mph // Attendance: 69,143 // Time: 3:07

Baltimore advanced to the AFC Championship game after a 13-10 victory over the top-seeded Tennessee Titans at LP Field. Two fierce defenses were featured in this hard-fought battle. It wasn't until K Matt Stover connected on a 43-yard FG with 53 seconds remaining that the outcome was decided. To get there, QB Joe Flacco, who became the NFL's 1st rookie signal-caller to win 2 playoff games, coolly led a 9-play, 51-yard drive to set up the clinching kick. Tennessee scored a TD on their 2nd drive. Pro Bowl RB Chris Johnson took a short pass from QB Kerry Collins in the left flat, eluded LB Bart Scott, and then ripped off a 28-yard gain. Johnson then finished the march with an 8-yard TD run. On the ensuing series, Flacco hooked up with WR Derrick Mason for a 48-yard TD bomb. A 7-7 tie was carried into the 4th quarter until Stover hit a 21-yard FG at the 14:14 mark of the final period. The Ravens foiled multiple Titans scoring attempts. Just before the 1st half ended, Tennessee marched to the Ravens' 22-yard line, but RB LenDale White was stripped by LB Jarret Johnson, and S Jim Leonhard recovered with 25 seconds on the clock. The Titans tried a 51-yard FG on 4th down instead of punting in the 3rd quarter, and K Rob Bironas pushed it WL. And in the 4th, Titans TE Alge Crumpler fumbled on the Ravens' 6-yard line. Tennessee knotted the game again after stopping the Ravens and taking advantage of the field position caused by Crumpler's lost fumble for Bironas' 27-yard FG. The Ravens made the most of their last possession. Flacco completed a 23-yard pass to TE Todd Heap for a critical 3rd-and-2 conversion to advance to midfield. RB Willis M^cGahee then made an 11-yard run, and Flacco found WR Mark Clayton for 8 yards to pull within Stover's range. With less than 1:00 to move down the field, Collins completed 1 pass (5 yards to Brandon Jones and his last 3 attempts fell to the turf.

BALTIMORE RAVENS

Offense

TE	89	M. Clayton
LT	71	J. Gaither
LG	66	B. Grubbs
C	60	J. Brown
RG	65	C. Chester
RT	79	W. Anderson
TE	86	T. Heap
WR	85	D. Mason
QB	5	J. Flacco
FB	42	L. Neal
RB	33	L. M ^c Clain

Defense

RDT	90	T. Pryce
NT	92	H. Ngata
LDT	94	J. Bannan
LOLB	95	J. Johnson
LILB	52	R. Lewis
RILB	57	B. Scott
ROLB	55	T. Suggs
LCB	31	F. Washington
RCB	22	S. Rolle
SS	36	J. Leonhard
FS	20	E. Reed

TENNESSEE TITANS

Offense

WR	19	J. McCareins
LT	71	M. Roos
LG	54	E. Amano
C	64	L. Harris
RG	73	J. Scott
RT	76	D. Stewart
TE	83	A. Crumpler
WR	12	J. Gage
QB	5	K. Collins
TE	80	B. Scaife
RB	28	C. Johnson

Defense

LE	90	J. Kearse
LT	97	T. Brown
RT	92	A. Haynesworth
RE	93	K. Vanden Bosch
LLB	50	D. Thornton
MLB	55	S. Tulloch
RLB	53	K. Bulluck
LCB	20	N. Harper
RCB	31	C. Finnegan
SS	24	C. Hope
FS	33	M. Griffin

OFFICIALS -- Referee: Terry McAulay (77), Umpire: Bruce Stritesky (102), Head Linesman: Wayne Mackie (106), Line Judge: Mark Steinkerchner (84), Side Judge: Michael Banks (72), Field Judge: Dyrol Prioleau (109), Back Judge: Robert Lawing (17)

SCORING	1	2	3	4	OT	TOTAL	FIELD GOALS – made () & missed	
Baltimore	7	0	0	6	-	13	M. Stover	(21, 43)
Tennessee	7	0	0	3	-	10	R. Bironas	51WL, (27)

TEAM	QTR	TIME	PLAY DESCRIPTION (extra point)	DRIVE	SCORE
Titans	1	4:38	C. Johnson 8 yd. run (R. Bironas kick)	6-65, 3:31	0-7
Ravens	1	1:20	D. Mason 48 yd. pass from J. Flacco (M. Stover kick)	8-80, 3:18	7-7
Ravens	4	14:10	M. Stover 21 yd. Field goal	6-38, 2:36	10-7
Titans	4	4:23	R. Bironas 27 yd. Field Goal	6-32, 3:00	10-10
Ravens	4	0:53	M. Stover 43 yd. Field Goal	9-51, 3:30	13-10

TEAM STATISTICS

	Ravens	Titans
First Downs (total-rush-pass-penalty)	9-3-5-1	21-4-16-1
Total Yards – Plays – Average	211-52-4.1	391-71-5.5
Net Yards Rushing – Rushes – Average	50-30-1.7	116-28-4.1
Net Yards Passing – Times Thrown – Yds Lost – Gross Pass.	161-0-0-161	275-1-6-281
Passes Attempted – Completed – Intercepted	22-11-0	42-26-1
Punts / Number – Average	8-42.8	4-53.3
Penalties / Number – Yards	8-40	12-89
Fumbles / Number – Lost	0-0	5-2

INDIVIDUAL STATISTICS

Rushing	Baltimore:	W. M ^c Gahee 12-32-0-11LG; L. M ^c Clain 12-12-0-8LG; J. Flacco 5-5-0-3LG L. Neal 1-1-0-1LG
	Tennessee:	C. Johnson 11-72-1-32LG; L. White 15-45-0-12LG; K. Collins 1-0-0-0LG Q. Ganther 1-(-1)-0-(-1)LG
Receiving	Baltimore:	D. Mason 5-78-1-48LG; M. Clayton 2-45-0-37LG; T. Heap 1-23-0-23LG L. Neal 1-7-0-7LG; W. M ^c Gahee 1-4-0-4LG; D. Wilcox 1-4-0-4LG
	Tennessee:	J. Gage 10-135-0-24LG; L. White 4-35-0-19LG; B. Scaife 4-23-0-14LG J. McCareins 2-24-0-17LG; B. Jones 2-16-0-11LG; A. Crumpler 2-9-0-7LG C. Johnson 1-28-0-28LG; A. Hall 1-11-0-11LG
Passing	Baltimore:	J. Flacco 22-11-161-0-1-48LG
	Tennessee:	K. Collins 42-26-281-1-0-28LG
Interceptions	Baltimore:	S. Rolle 1-3
	Tennessee:	None
Sacks	Baltimore:	T. Suggs 1-6



Ravens 27 - Dolphins 9

Baltimore (12-5)
Miami (11-6)

SUNDAY, JAN. 4, 2009

1:03 PM EST

DOLPHIN STADIUM

MIAMI

Weather: 79 Cloudy, Wind ESE 16 mph // Attendance: 74,240 // Time: 2:53

The Ravens forced 5 turnovers en route to a 27-9 win over the Miami Dolphins. Miami actually tied an NFL record with only 13 giveaways in 2008, but that didn't matter when S Ed Reed lined up across from QB Chad Pennington. Reed snared 2 INTs from Pennington, who only threw 7 INTs in the regular season. Reed took the 1st one 64 yards for a TD, the 12th score of his career. CB Fabian Washington and S Jim Leonhard also robbed Pennington, while LB Terrell Suggs recovered a fumble. Rookie QB Joe Flacco only completed 9 of 23 passes for 135 yards, but he did not toss an INT in his 1st playoff contest. Pennington, who was recently named the 2008 NFL Comeback Player of the Year, was 25-of-38 for 252 yards. Both teams traded FGs before the INTs began accumulating. At 8:56 in the 2nd quarter, Leonhard returned the 1st theft of the day 20 yards to Miami's 45-yard line, but the Ravens punted after a 3-and-out. On the following series, Reed ran under a rainbow from Pennington and weaved 64 yards for the TD. Baltimore added another K Matt Stover FG (31 yards) before the 1st half ended for a 13-3 Ravens' lead. Washington posted the 3rd INT just after halftime, which resulted in another Ravens 3-and-out. But DT Marques Douglas stripped RB Patrick Cobbs to end the Dolphins' ensuing drive, and Suggs recovered on Miami's 19-yard line. Four plays later, FB LeRon McClain, who rushed for 75 yards on 19 carries, scored from 8 yards. Reed continued to terrorize Pennington, ending Miami's most promising march. Pennington drove to Baltimore's 15-yard line, but Reed grabbed his 2nd INT at the 8-yard line in the 3rd. The Dolphins closed the margin to 20-9 with a 5-play drive culminating in a TD pass to RB Ronnie Brown, but it wasn't enough to overcome the deficit. The Ravens offense put the margin out of reach when a 71-yard drive - highlighted by a 48-yard run by RB Willis McGahee to the Miami 4-yard line - ended with a 5-yard scoring run from Flacco.

BALTIMORE RAVENS

Offense

TE 89 M. Clayton
 LT 71 J. Gaither
 LG 66 B. Grubbs
 C 60 J. Brown
 RG 65 C. Chester
 RT 79 W. Anderson
 TE 86 T. Heap
 WR 85 D. Mason
 QB 5 J. Flacco
 FB 33 L. McClain
 RB 42 L. Neal

Defense

RDT 90 T. Pryce
 NT 92 H. Ngata
 LDT 94 J. Bannan
 LOLB 95 J. Johnson
 LILB 52 R. Lewis
 RILB 57 B. Scott
 ROLB 55 T. Suggs
 LCB 31 F. Washington
 RCB 22 S. Rolle
 SS 36 J. Leonhard
 FS 20 E. Reed

MIAMI DOLPHINS

Offense

WR 19 T. Ginn
 LT 77 J. Long
 LG 57 A. Alleman
 C 64 S. Satele
 RG 68 I. Ndukwe
 RT 72 V. Carey
 TE 80 A. Fasano
 WR 15 D. Bess
 QB 10 C. Pennington
 FB 36 L. Polite
 RB 23 R. Brown

Defense

LE 70 K. Langford
 NT 95 J. Ferguson
 RE 91 V. Holliday
 SLB 98 M. Roth
 ILB 52 C. Crowder
 ILB 51 A. Ayodele
 WLB 55 J. Porter
 LCB 25 W. Allen
 RCB 21 A. Goodman
 FS 24 R. Hill
 SS 37 Y. Bell

OFFICIALS -- Referee: Ed Hochuli (85), **Umpire:** Chad Brown (31), **Head Linesman:** Mark Hittner (28), **Line Judge:** Ron Phares (10), **Side Judge:** Mike Weatherford (116), **Field Judge:** Tom Sifferman (118), **Back Judge:** Bill Schmitz (122)

SCORING	1	2	3	4	OT	TOTAL	FIELD GOALS - made () & missed	
Baltimore	3	10	7	7	-	27	M. Stover	(23, 31)
Miami	3	0	0	6	-	9	D. Carpenter	(19)

TEAM	QTR	TIME	PLAY DESCRIPTION (extra point)	DRIVE	SCORE
Dolphins	1	8:17	D. Carpenter 19 yd. Field Goal	8-50, 4:15	0-3
Ravens	1	2:47	M. Stover 23 yd. Field Goal	11-59, 5:30	3-3
Ravens	2	2:30	E. Reed 64 yd. interception return (M. Stover kick)		10-3
Ravens	2	0:16	M. Stover 31 yd. Field Goal	7-46, 1:21	13-3
Ravens	3	7:33	L. McClain 8 yd. run (M. Stover kick)	4-19, 2:09	20-3
Dolphins	4	13:09	R. Brown 2 yd. pass from C. Pennington (kick blocked)	5-74, 1:51	20-9
Ravens	4	3:53	J. Flacco 5 yd. run (M. Stover kick)	8-71, 3:44	27-9

TEAM STATISTICS

	Ravens	Dolphins
First Downs (total-rush-pass-penalty)	16-8-7-1	18-5-11-2
Total Yards - Plays - Average	286-56-5.1	276-62-4.5
Net Yards Rushing - Rushes - Average	151-33-4.6	52-21-2.5
Net Yards Passing - Times Thrown - Yds Lost - Gross Pass.	135-0-0-135	224-3-28-252
Passes Attempted - Completed - Intercepted	23-9-0	38-25-4
Punts / Number - Average	5-43.4	3-44.0
Penalties / Number - Yards	7-59	4-34
Fumbles / Number - Lost	1-1	2-1

INDIVIDUAL STATISTICS

Rushing	Baltimore:	L. McClain 19-75-1-11LG; W. McClain 7-62-0-48LG; J. Flacco 5-8-1-5LG L. Neal 1-4-0-4LG; T. Smith 1-2-0-2LG
	Miami:	R. Brown 12-19-0-6LG; R. Williams 4-17-0-11LG; L. Polite 3-15-0-11LG P. Cobbs 1-1-0-1LG; C. Pennington 1-0-0-0LG
Receiving	Baltimore:	D. Mason 4-71-0-31LG; M. Clayton 2-16-0-10LG; T. Heap 1-31-0-31LG W. McClain 1-9-0-9LG; L. Neal 1-8-0-8LG
	Miami:	R. Brown 6-43-1-23LG; T. Ginn 5-38-0-9LG; P. Cobbs 4-55-0-30LG B. London 4-38-0-10LG; D. Martin 3-16-0-15LG; D. Bess 2-54-0-45LG R. Williams 1-8-0-8LG
Passing	Baltimore:	J. Flacco 23-9-135-0-0-31LG
	Miami:	C. Pennington 38-25-252-4-1-45LG
Interceptions	Baltimore:	E. Reed 2-76; J. Leonhard 1-20; F. Washington 1-12
	Miami:	None

RAVENS POSTSEASON HISTORY



DIVISIONAL PLAYOFF COLTS 15, RAVENS 6 SAT., JAN. 13, 2007 M&T BANK STADIUM

	1	2	3	4	Total
Indianapolis	6	3	3	3	15
Baltimore	0	3	0	3	6

Despite holding the high-powered Colts' passing attack to only 161 yards, intercepting Peyton Manning twice, and keeping the AFC's top-ranked offense out of the end zone, the Ravens were kicked out of the race to Super Bowl XLI, 15-6. K Adam Vinatieri booted 5 FGs, while Baltimore could only muster 2 in the difficult loss. Steve McNair finished 18-of-29 (173 yards) with a 62.1 completion pct., the highest in team single-game postseason history. Even though McNair out-dueled Manning, who went 15-of-30 for 170 yards (39.6 rating), the Ravens couldn't bounce back from McNair's 2 INTs. Coming off a 40-yard FG from K Matt Stover that opened the 2nd period, S Ed Reed got his hands on a Manning pass less than a minute later. Down 6-3, McNair drove to the Colts' 4, but was picked off in the end zone. The Baltimore defense came up big, as usual. Each time Manning would march into Ravens territory, the unit clamped down, forcing 5 FGs. The Ravens pressured Manning all game but only managed 1 sack. On another day, this defensive effort might have been enough to defeat the Colts, but this January evening proved to be a different story for the Ravens.

FINAL INDIVIDUAL LEADERS

INDIANAPOLIS

Rushing	ATT	YDS	AVG	LG	TD			
D. Rhodes	14	56	4.0	25	0			
Passing	ATT	CMP	YDS	SK/YD	TD	LG	IN	RT
P. Manning	30	15	170	1/9	0	27	2	39.6
Receiving	NO	YDS	AVG	LG	TD			
R. Wayne	5	51	10.2	19	0			

BALTIMORE

Rushing	ATT	YDS	AVG	LG	TD			
J. Lewis	13	53	4.1	18	0			
Passing	ATT	CMP	YDS	SK/YD	TD	LG	IN	RT
S. McNair	29	18	173	2/12	0	23	2	49.9
Receiving	NO	YDS	AVG	LG	TD			
M. Clayton	6	73	12.2	21	0			

WILD CARD PLAYOFF TITANS 20, RAVENS 17 SAT., JAN. 3, 2004 M&T BANK STADIUM

	1	2	3	4	Total
Tennessee	7	0	7	6	20
Baltimore	7	3	0	7	17

The AFC North Division champion Baltimore Ravens, the youngest team in the 2003 playoffs, lost a hard-fought 20-17 decision to Tennessee in the Wild Card matchup. The game was decided on K Gary Anderson's 46-yard FG with 29 seconds left in the game. The kick came only minutes after the Ravens rallied to tie the contest, thanks to a 9-play, 71-yard journey that ended with a 35-yard TD pass from QB Anthony Wright to TE Todd Heap. On the Titans' ensuing possession, CB Chris McAlister picked off Titans QB Steve McNair, and the Ravens were poised to forge ahead. However, Tennessee held Baltimore's offense to a 3-and-out, and McNair moved the Titans into FG range. Anderson, who also kicked a 45-yarder earlier in the 4th quarter, did the rest. The Ravens intercepted McNair 3 times, including a S Will Demps pick which he returned a postseason franchise-record 56 yards for a TD. K Matt Stover's 43-yard FG in the 2nd quarter put Baltimore ahead 10-7 at halftime, but the Ravens came up just short.

FINAL INDIVIDUAL LEADERS

TENNESSEE

Rushing	ATT	YDS	AVG	LG	TD			
E. George	25	88	3.5	13	0			
Passing	ATT	CMP	YDS	SK/YD	TD	LG	IN	RT
S. McNair	23	14	159	0/0	1	49	3	56.5
Receiving	NO	YDS	AVG	LG	TD			
D. Mason	3	28	9.3	13	0			

BALTIMORE

Rushing	ATT	YDS	AVG	LG	TD			
J. Lewis	14	35	2.5	8	0			
Passing	ATT	CMP	YDS	SK/YD	TD	LG	IN	RT
A. Wright	37	20	214	2/13	1	35	2	57.7
Receiving	NO	YDS	AVG	LG	TD			
T. Taylor	7	82	11.7	30	0			

DIVISIONAL PLAYOFF STEELERS 27, RAVENS 10 SAT., JAN. 20, 2002 HEINZ FIELD

	1	2	3	4	Total
Baltimore	0	3	7	0	10
Pittsburgh	10	10	0	7	27

The Ravens' string of consecutive playoff wins was stopped at 5, as the top-seeded Pittsburgh Steelers defeated the defending Super Bowl champs, 27-10. Baltimore's lone TD came in the 3rd quarter when WR/RS Jermaine Lewis raced for an NFL postseason-record 88-yard punt return for a TD to make the score 20-10. But, the Steelers iced the game by driving 83 yards on 12 plays that took almost 6 minutes off the clock, scoring the game's final TD on a Kordell Stewart-to-Plaxico Burress 32-yard pass. The Steelers' defense limited the Ravens to just 7 1st downs, 150 total net yards (including only 22 rushing yards) and forced 4 turnovers (including 3 INTs of QB Elvis Grbac). LB Chad Scott picked off Grbac on his 1st pass attempt and returned the ball 19 yards to the Ravens' 43. Early on, the Steelers managed only a FG by K Kris Brown for a quick 3-0 lead. After forcing a Ravens' punt that gave Pittsburgh possession at the 49-yard line, Stewart led his troops on a 7-play, 51-yard drive that was capped by a 1-yard run from RB Amos Zereoue for a 10-0 Steelers lead. The Steelers scored 10 points in the 2nd quarter on another Zereoue 1-yard run and a 46-yard boot by Brown to extend their lead to 20-0.

FINAL INDIVIDUAL LEADERS

BALTIMORE

Rushing	ATT	YDS	AVG	LG	TD			
T. Allen	4	11	2.8	6	0			
Passing	ATT	CMP	YDS	SK/YD	TD	LG	IN	RT
E. Grbac	37	18	153	3/25	0	27	3	26.1
Receiving	NO	YDS	AVG	LG	TD			
S. Sharpe	5	56	11.2	27	0			

PITTSBURGH

Rushing	ATT	YDS	AVG	LG	TD			
A. Zereoue	24	63	2.6	12	2			
Passing	ATT	CMP	YDS	SK/YD	TD	LG	IN	RT
K. Stewart	22	12	154	2/11	1	32	1	72.9
Receiving	NO	YDS	AVG	LG	TD			
P. Burress	5	84	16.8	32	1			

WILD CARD PLAYOFF RAVENS 20, DOLPHINS 3 SAT., JAN. 13, 2002 PRO PLAYER STADIUM

	1	2	3	4	Total
Baltimore	0	7	7	6	20
Miami	3	0	0	0	3

The Ravens dominated the Miami Dolphins, 20-3, and became the only team in NFL history to win their 1st 5 postseason games. Miami's only points came on an Olindo Mare 33-yard FG after the Ravens' WR/RS Jermaine Lewis fumbled the opening kickoff. After Miami jumped to the quick 3-0 lead, the Ravens started a 90-yard drive with 4 passes in 5 plays, and then 11 runs on the next 12 plays, ending with a Terry Allen 4-yard TD burst. Neither team scored again in the 1st half. Miami P Matt Turk placed a punt at the Ravens' 1-yard line midway through the 3rd quarter, but QB Elvis Grbac hit WR Travis Taylor on a 4-yard TD to cap a 99-yard drive. Taylor helped set up his own TD with a 45-yard grab from Grbac on 3rd-and-1, and a 15-yard reverse on a 2nd-and-6. LB Peter Boulware forced a Jay Fiedler fumble that was recovered by DT Sam Adams early in the 4th quarter, which led to a Matt Stover 35-yard FG for a 17-3 lead. On Miami's next possession, CB Duane Starks intercepted Fiedler's pass that bounced off the shoulder of WR James McKnight to thwart a Dolphins' scoring threat and set up Stover's 2nd FG.

FINAL INDIVIDUAL LEADERS

BALTIMORE

Rushing	ATT	YDS	AVG	LG	TD			
T. Allen	25	109	4.4	13	1			
Passing	ATT	CMP	YDS	SK/YD	TD	LG	IN	RT
E. Grbac	18	12	133	1/12	1	45	0	106.9
Receiving	NO	YDS	AVG	LG	TD			
S. Sharpe	4	23	5.8	11	0			

MIAMI

Rushing	ATT	YDS	AVG	LG	TD			
J. Fiedler	3	16	5.3	8	0			
Passing	ATT	CMP	YDS	SK/YD	TD	LG	IN	RT
J. Fiedler	28	15	122	3/17	0	20	1	50.0
Receiving	NO	YDS	AVG	LG	TD			
D. Ward	5	55	11.0	19	0			

RAVENS POSTSEASON HISTORY



SUPER BOWL XXXV RAVENS 34, GIANTS 7 SUN., JAN. 28, 2001 RAYMOND JAMES STADIUM

	1	2	3	4	Total
Baltimore	7	3	14	10	34
New York	0	0	7	0	7

The Ravens won Super Bowl XXXV with a 34-7 victory over the New York Giants. The Ravens allowed the Giants just 152 total net yards (3rd-fewest in Super Bowl history), and NY crossed midfield just twice. Baltimore's "D" tied a Super Bowl record with 4 INTs. The Ravens also became just the 3rd Super Bowl team in NFL history to not commit a turnover. Baltimore opened the scoring with a Trent Dilfer-to-Brandon Stokley 38-yard TD. Ravens K Matt Stover kicked a 47-yard FG with 1:48 left in the 2nd quarter. CB Duane Starks put Baltimore ahead 17-0 in the 3rd quarter when he raced 49 yards after an INT. On the kickoff, Giants RS Ronnie Dixon raced 97 yards to put the Giants on the board, 17-7. Not to be outdone, Baltimore's WR/LS Jermaine Lewis took the Giants' ensuing kickoff and tight-roped down the Ravens' sideline for an 84-yard TD. The 3 scores in 3 consecutive plays set a Super Bowl record, and the back-to-back KOR-TDs were also a record. RB Jamal Lewis (27 carries for 102 yards) scored from 3 yards out on a play that was reviewed and upheld by instant replay to give the Ravens a 31-7 lead. Stover kicked his 2nd FG to complete the scoring with 5:27 on the clock.

FINAL INDIVIDUAL LEADERS

BALTIMORE

Rushing	ATT	YDS	AVG	LG	TD			
J. Lewis	27	102	3.8	19	1			
Passing	ATT	CMP	YDS	SK/YD	TD	LG	IN	RT
T. Dilfer	25	12	153	3/20	1	44	0	80.9
Receiving	NO	YDS	AVG	LG	TD			
B. Stokley	3	52	17.3	38	1			

NEW YORK

Rushing	ATT	YDS	AVG	LG	TD			
T. Barber	11	49	4.5	27	0			
Passing	ATT	CMP	YDS	SK/YD	TD	LG	IN	RT
K. Collins	39	15	112	4/26	0	19	4	7.1
Receiving	NO	YDS	AVG	LG	TD			
T. Barber	6	26	4.3	7	0			

AFC CHAMPIONSHIP RAVENS 16, RAIDERS 3 SUN., JAN. 14, 2001 NETWORK ASSOCIATES COLISEUM

	1	2	3	4	Total
Baltimore	0	10	3	3	16
Oakland	0	0	3	0	3

The Ravens captured the AFC Championship with a 16-3 win over the Oakland Raiders. TE Shannon Sharpe caught an NFL-postseason-record 96-yard catch and run on a 3rd-and-18 from Baltimore's 4 with 11:08 left in the 2nd quarter to open the scoring. On Oakland's next play from scrimmage, DT Tony Siragusa knocked QB Rich Gannon out of the game with a shoulder injury. CB Duane Starks intercepted QB Bobby Hoying's 1st pass to set up a K Matt Stover FG and a 10-0 Baltimore lead. In the 3rd quarter, a QB Trent Dilfer INT led to a K Sebastian Janikowski 24-yard FG to cut the Ravens' lead to 10-3. A Stover 28-yard boot gave the Ravens a 13-3 lead. A fumble by RB Jamal Lewis gave Oakland the ball at the Ravens' 43 near the end of the 3rd quarter, but Starks intercepted Gannon, who had returned to action in the 2nd half. Stover kicked a 21-yarder in the 4th quarter to give the Ravens a 16-3 lead. The Ravens' aggressive defense forced 5 turnovers, limited the Raiders to 191 yards, including 24 rushing yards, and sacked the Raiders' QBs 4 times. Oakland entered the game with the NFL's leading rushing attack.

FINAL INDIVIDUAL LEADERS

BALTIMORE

Rushing	ATT	YDS	AVG	LG	TD			
J. Lewis	29	79	2.7	13	0			
Passing	ATT	CMP	YDS	SK/YD	TD	LG	IN	RT
T. Dilfer	18	9	190	2/18	1	96	1	83.1
Receiving	NO	YDS	AVG	LG	TD			
B. Stokley	3	31	10.3	14	0			

OAKLAND

Rushing	ATT	YDS	AVG	LG	TD			
B. Hoying	3	13	4.3	5	0			
Passing	ATT	CMP	YDS	SK/YD	TD	LG	IN	RT
R. Gannon	21	11	80	4/20	0	16	2	22.0
Receiving	NO	YDS	AVG	LG	TD			
T. Brown	5	48	9.6	17	0			

DIVISIONAL PLAYOFF RAVENS 24, TITANS 10 SUN., JAN. 7, 2001 ADELPHIA COLISEUM

	1	2	3	4	Total
Baltimore	0	7	3	14	24
Tennessee	7	0	3	0	10

The Ravens advanced to the AFC Championship Game with a gutsy 24-10 win at Tennessee. The Titans lost only 2 games in 2 years on their home turf – both to the Ravens in 2000. The opportunistic Ravens scored 2 4th-quarter TDs on returns to break a 10-10 tie. S Anthony Mitchell raced 90 yards for a score after DT Keith Washington blocked a 37-yard FG attempt by K Al Del Greco, his 2nd blocked FG of the game. LB Ray Lewis then intercepted a pass by QB Steve McNair and raced 50 yards for a TD to seal the 24-10 win. The Titans opened the game with an 11-play, 68-yard drive that ended with a 2-yard George rushing TD. The Ravens tied the game, 7-7, when Jamal Lewis scored on a 1-yard TD that was set up by TE Shannon Sharpe's 56-yard reception from QB Trent Dilfer. Titans Chris Coleman blocked a Kyle Richardson punt, giving Tennessee the ball on the Ravens' 25 with 1:44 left in the half, but Del Greco's 31-yard FGA hit the left upright.

FINAL INDIVIDUAL LEADERS

BALTIMORE

Rushing	ATT	YDS	AVG	LG	TD			
J. Lewis	17	47	2.8	14	1			
Passing	ATT	CMP	YDS	SK/YD	TD	LG	IN	RT
T. Dilfer	16	5	117	3/32	0	56	0	58.6
Receiving	NO	YDS	AVG	LG	TD			
Q. Ismail	3	53	17.7	33	0			

TENNESSEE

Rushing	ATT	YDS	AVG	LG	TD			
E. George	27	91	3.4	15	1			
Passing	ATT	CMP	YDS	SK/YD	TD	LG	IN	RT
S. McNair	46	24	176	1/4	0	17	1	52.4
Receiving	NO	YDS	AVG	LG	TD			
E. George	8	52	6.5	10	0			

WILD CARD PLAYOFF RAVENS 21, BRONCOS 3 SUN., DEC. 31, 2000 PSINET STADIUM

	1	2	3	4	Total
Denver	0	3	0	0	3
Baltimore	0	14	7	0	21

The Ravens advanced to the AFC Divisional Round with a dominating 21-3 win over the Broncos. Denver entered the game with the NFL's 2nd-ranked offense and a 7-game post-season winning streak, but the Ravens' defense permitted just 1 TD, 177 total net yards and 9 1st downs. The Broncos' 3 points scored were the fewest they've scored since 1992. The Baltimore defense recorded 5 sacks and the Broncos crossed midfield just once during the game. Ravens RB Jamal Lewis scored 2 TDs. Lewis' 1st TD came on a 1-yard dive to complete a 10-play, 75-yard drive. His 2nd score came in the 3rd quarter on a 27-yard burst where he broke 3 tackles. QB Trent Dilfer completed 9 of 14 passes for 130 yards, with 1 TD and no INTs. In the 2nd, Dilfer flipped a swing pass to Lewis, but the ball glanced off him and into the hands of TE Shannon Sharpe, who raced 58 yards down the sideline to give Baltimore a 14-3 halftime lead.

FINAL INDIVIDUAL LEADERS

DENVER

Rushing	ATT	YDS	AVG	LG	TD			
M. Anderson	15	40	2.7	13	0			
Passing	ATT	CMP	YDS	SK/YD	TD	LG	IN	RT
G. Frerotte	28	13	124	4/34	0	24	1	44.3
Receiving	NO	YDS	AVG	LG	TD			
E. McCaffrey	8	75	9.4	16	0			

BALTIMORE

Rushing	ATT	YDS	AVG	LG	TD			
J. Lewis	30	110	3.7	27	2			
Passing	ATT	CMP	YDS	SK/YD	TD	LG	IN	RT
T. Dilfer	14	9	130	2/12	1	58	0	118.2
Receiving	NO	YDS	AVG	LG	TD			
Q. Imail	4	35	8.8	15	0			

2008 BALTIMORE RAVENS DEPTH CHART

OFFENSE

LWR	89	MARK CLAYTON (16/13)	81	<u>Marcus Smith (5/0)</u>	15	Terrance Copper (7/0)
RWR	85	DERRICK MASON (16/16)	16	Yamon Figurs (12/0)		
LT	71	JARED GAITHER (16/15)	78	Adam Terry (12/7)	64	<u>Oniel Cousins (6/0)</u>
LG	66	BEN GRUBBS (16/16)	65	Chris Chester (16/11)	76	<u>David Hale (6/0)</u>
C	60	JASON BROWN (16/16)	65	Chris Chester (16/11)		
RG	65	CHRIS CHESTER (16/11)	78	Adam Terry (12/7)	64	<u>Oniel Cousins (6/0)</u>
RT	79	WILLIE ANDERSON (14/11)	78	Adam Terry (12/7)	69	Chad Slaughter (6/0)
TE	86	TODD HEAP (16/16)	83	Daniel Wilcox (13/1)	84	Edgar Jones (7/0)
QB	5	<u>JOE FLACCO (16/16)</u>	10	Troy Smith (6/0)	2	Todd Bouman (0/0)
FB	33	<u>LE'RON M^CCLAIN (16/16)</u>	42	Lorenzo Neal (16/5)		
RB	23	<u>WILLIS M^CGAHEE (13/8)</u>	27	<u>Ray Rice (13/4)</u>	38	<u>Jalen Parmele (1/0)</u>

DEFENSE

RDT	90	TREVOR PRYCE (16/16)	91	Marques Douglas (16/0)		
NT	92	HALOTI NGATA (16/16)	68	Brandon McKinney (11/0)		
LDT	94	JUSTIN BANNAN (16/15)	91	Marques Douglas (16/0)		
LOLB	95	JARRET JOHNSON (16/16)	53	<u>Jameel McClain (16/0)</u>	84	Edgar Jones (7/0)
LILB	52	RAY LEWIS (16/16)	59	Nick Greisen (14/1)	58	Robert McCune (1/0)
RILB	57	BART SCOTT (16/16)	51	Brendon Ayanbadejo (16/0)		
ROLB	55	TERRELL SUGGS (16/16)	50	Antwan Barnes (13/0)*		
LCB	31	FABIAN WASHINGTON (12/12)	41	Frank Walker (15/5)		
SS	36	JIM LEONHARD (16/13)	28	<u>Tom Zbikowski (16/0)</u>		
FS	20	ED REED (16/16)	43	<u>Haruki Nakamura (16/0)</u>	39	Daren Stone (8/0)
RCB	22	SAMARI ROLLE (10/10)	35	Corey Ivy (16/1)	25	Evan Oglesby (9/0)

SPECIALISTS

P	4	SAM KOCH (16/0)	6	<u>Steve Hauschka (8/0)</u>			
K	3	MATT STOVER (16/0)	3	Matt Stover (16/0)			
KO	6	<u>STEVE HAUSCHKA (8/0)</u>	2	Todd Bouman (0/0)			
H	4	SAM KOCH (16/0)	36	Jim Leonhard (16/13)	16	Yamon Figurs (12/0)	
KOR	28	<u>TOM ZBIKOWSKI (16/0)</u>	16	Yamon Figurs (12/0)	20	Ed Reed (16/16)	
PR	36	JIM LEONHARD (16/13)	59	Nick Greisen (14/1)			
LS	70	MATT KATULA (16/0)				27	<u>Ray Rice (13/4)</u>

(2008 Games Played/Games Started)

ROOKIES AND FIRST-YEAR PLAYERS ARE UNDERLINED

* Denotes Injured Players

PRONUNCIATION GUIDE

Brendon Ayanbadejo	EYE-on-bah-day-joe
Todd Bouman	BAUW-man (rhymes with wow)
Marques Douglas	Marcus
Yamon Figurs	ya-MAHN Figures
Nick Greisen	GRYE-son
Steve Hauschka	HOWSH-ka
Sam Koch	Cook
Jim Leonhard	LEN-ard
Haloti Ngata	ha-LOW-tee Na-tah
Haruki Nakamura	ha-ROO-key Nah-kah-MURR-ah
Evan Oglesby	OH-gulls-bee
Jalen Parmele	PAR-muh-lee
Samari Rolle	ROLL
Tom Zbikowski	Zih-bih-KOW-skee

COACHING TEAM

John Harbaugh, Head Coach; **Rex Ryan**, Assistant Head Coach/Defensive Coordinator; **Cam Cameron**, Offensive Coordinator; **Jerry Rosburg**, Special Teams Coordinator; **Roy Anderson**, Coaching Assistant; **Clarence Brooks**, Defensive Line; **Mark Carrier**, Secondary; **John Dunn**, Assistant Strength and Conditioning; **Vic Fangio**, Special Assistant to the Head Coach/Defense; **Wade Harman**, Tight Ends; **Jim Hostler**, Wide Receivers; **Hue Jackson**, Quarterbacks; **Marwan Maalouf**, Assistant Special Teams; **John Matsko**, Offensive Line; **Greg Mattison**, Linebackers; **Andy Moeller**, Assistant Offensive Line; **Wilbert Montgomery**, Running Backs; **Chuck Pagano**, Secondary; **Mike Pettine**, Outside Linebackers; **Bob Rogucki**, Strength and Conditioning; **Craig Ver Steeg**, Offensive Assistant

HOW THE 2008 BALTIMORE RAVENS WERE BUILT

YEAR	DRAFT (24)	FREE AGENTS (26)	TRADE/WAIVER (3)
2008 11-5 2nd AFC North	QB Joe Flacco (1) RB Ray Rice (2) <i>LB Tavares Gooden (3a) (IR)</i> S Tom Zbikowski (3b) T Oniel Cousins (3c) WR Marcus Smith (4a) G/T David Hale (4b) S Haruki Nakamura (6)	T Willie Anderson LB Brendon Ayanbadejo (UFA - Chi.) QB Todd Bouman WR Terrance Copper <i>DT Lamar Divens (IR)</i> K Steve Hauschka <i>TE Scott Kuhn (RFA) (IR)</i> S Jim Leonhard (UFA - Buf.) <i>WR Marcus Maxwell (IR)</i> LB Jameel McClain (RFA) LB Robert McCune DT Brandon McKinney FB Lorenzo Neal CB Evan Oglesby RB Jalen Parmele T Chad Slaughter S Daren Stone <i>DT Kelly Talavou (IR)</i> CB Frank Walker (UFA - GB)	DE Marques Douglas (TB) CB Fabian Washington (Oak.)
2007 5-11 4th AFC North	G Ben Grubbs (1) WR Yamon Figurs (3a) <i>G/T Marshal Yanda (3b) (IR)</i> OLB Antwan Barnes (4a) FB Le'Ron McClain (4b) QB Troy Smith (5) <i>OLB Prescott Burgess (6) (IR)</i> T Jared Gaither (Sup. Dr. 5)	ILB Nick Greisen TE Edgar Jones (RFA)	RB Willis McGahee (Buf.)
2006 13-3 AFC North Division Champions	<i>DT Haloti Ngata (1)</i> <i>C/G Chris Chester (2)</i> <i>WR Demetrius Williams (4a) (IR)</i> <i>RB P.J. Daniels (4b) (IR)</i> <i>S Dawan Landry (5a) (IR)</i> <i>TE Quinn Sypniewski (5b) (IR)</i> P Sam Koch (6a) <i>CB Derrick Martin (6b) (IR)</i>	<i>DT Justin Bannan (UFA - BUF)</i> CB Corey Ivy (UFA - STL) DE Trevor Pryce	
2005 6-10 3rd AFC North	WR Mark Clayton (1) T Adam Terry (2b) G/C Jason Brown (4)	LS Matt Katula (RFA) WR Derrick Mason CB Samari Rolle	
2004 9-7 2nd AFC North	<i>DT Dwan Edwards (2) (IR)</i>	TE Daniel Wilcox	
2003 10-6 AFC North Division Champions	OLB Terrell Suggs (1a) <i>QB Kyle Boller (1b) (IR)</i> DE Jarret Johnson (4a)		
2002 7-9 3rd AFC North	S Ed Reed (1)	ILB Bart Scott (RFA)	
2001 10-6 2nd AFC Central	TE Todd Heap (1)		
2000 12-4 2nd AFC Central Super Bowl XXXV Champions		<i>NT Kelly Gregg (IR)</i>	
1999 8-8 3rd AFC Central	<i>CB Chris McAlister (1) (IR)</i>		
1998 6-10 4th AFC Central			
1997 6-9-1 5th AFC Central			
1996 4-12 5th AFC Central	ILB Ray Lewis (1b)		
1991 (Cleveland Franchise)		K Matt Stover (Plan B)	

Number in parenthesis after draft choice indicates the round in which the player was taken.
(IR)--Indicates player is on Injured Reserve (not on the 53-man roster)
(UFA)--Unrestricted Free Agent
(RFA)--Rookie Free Agent

BALTIMORE RAVENS / WEEK 20 / THROUGH SUNDAY, JANUARY 18, 2009 / POSTSEASON

WON 2, LOST 1

01/04 W 27- 9 at Miami 74,240
 01/10 W 13-10 at Tennessee 69,143
 01/18 L 14-23 at Pittsburgh 65,350

Balt. Opp.

TOTAL FIRST DOWNS **38** **50**
 Rushing 16 10
 Passing 18 36
 Penalty 4 4

3rd Down: Made/Att 11/38 13/42
 3rd Down Pct. 28.9 31.0
 4th Down: Made/Att 0/1 0/3
 4th Down Pct. 0.0 0.0

POSSESSION AVG. **26:26** **33:34**

TOTAL NET YARDS **695** **942**
 Avg. Per Game 231.7 314.0
 Total Plays 166 198
 Avg. Per Play 4.2 4.8

NET YARDS RUSHING **274** **220**
 Avg. Per Game 91.3 73.3
 Total Rushes 88 77

NET YARDS PASSING **421** **722**
 Avg. Per Game 140.3 240.7
 Sacked/Yards Lost 3/16 8/66
 Gross Yards 437 788
 Att./Completions 75/33 113/67
 Completion Pct. 44.0 59.3
 Had Intercepted 3 5

PUNTS/AVERAGE **20/42.3** **14/43.5**

NET PUNTING AVG. **20/38.1** **14/32.4**

PENALTIES/YARDS **21/152** **22/190**

FUMBLES/BALL LOST **4/2** **9/4**

TOUCHDOWNS **6** **4**
 Rushing 4 1
 Passing 1 2
 Returns 1 1

*** SCORE BY PERIODS** **Q1 Q2 Q3 Q4 OT PTS**
TEAM **10 17 7 20 0 54**
OPPONENTS **16 7 3 16 0 42**

*** SCORING** **TD-Ru-Pa-Rt K-PAT FG S PTS**
 Stover 0 0 0 0 6/ 6 4/ 4 0 18
 McGahee 2 2 0 0 0 12
 Flacco 1 1 0 0 0 6
 D. Mason 1 0 1 0 0 6
 L. McClain 1 1 0 0 0 6
 Reed 1 0 0 1 0 6
TEAM **6 4 1 1 6/ 6 4/ 4 0 54**
OPPONENTS **4 1 2 1 3/ 4 5/ 6 0 42**

2-Pt. Conversions: **TEAM 0-0, OPPONENTS 0-0**
SACKS: Suggs 4, Douglas 1, Ngata 1, Pryce 1, Leonhard 0.5, Nakamura 0.5, **TEAM 8, OPPONENTS 3**
FUM/LOST: Leonhard 2/0, L. McClain 1/1, McGahee 1/1

* RUSHING		No.	Yds	Avg	Long	TD
McGahee		39	154	3.9	48	2
L. McClain		32	90	2.8	11	1
Clayton		1	16	16.0	16	0
Flacco		12	5	0.4	5t	1
Neal		2	5	2.5	4	0
Rice		1	2	2.0	2	0
T. Smith		1	2	2.0	2	0
TEAM		88	274	3.1	48	4
OPPONENTS		77	220	2.9	32	1

* RECEIVING		No.	Yds	Avg	Long	TD
D. Mason		12	190	15.8	48t	1
Clayton		6	79	13.2	37	0
Heap		5	80	16.0	31	0
McGahee		4	26	6.5	11	0
Rice		3	43	14.3	22	0
Neal		2	15	7.5	8	0
Wilcox		1	4	4.0	4	0
TEAM		33	437	13.2	48t	1
OPPONENTS		67	788	11.8	65t	2

* INTERCEPTIONS		No.	Yds	Avg	Long	TD
Reed		2	76	38.0	64t	1
Leonhard		1	20	20.0	20	0
Washington		1	12	12.0	12	0
Rolle		1	3	3.0	3	0
TEAM		5	111	22.2	64t	1
OPPONENTS		3	47	15.7	40t	1

* PUNTING		No.	Yds	Avg	Net	TB	In	Lg	B
Koch		20	845	42.3	38.1	2	7	52	0
TEAM		20	845	42.3	38.1	2	7	52	0
OPPONENTS		14	609	43.5	32.4	2	1	66	0

* PUNT RETURNS		Ret	FC	Yds	Avg	Long	TD
Leonhard		9	2	115	12.8	45	0
TEAM		9	2	115	12.8	45	0
OPPONENTS		10	4	44	4.4	25	0

* KICKOFF RETURNS		No.	Yds	Avg	Long	TD
Zbikowski		3	68	22.7	31	0
Figurs		2	19	9.5	18	0
Rice		2	31	15.5	17	0
L. McClain		1	23	23.0	23	0
Wilcox		1	14	14.0	14	0
TEAM		9	155	17.2	31	0
OPPONENTS		10	237	23.7	34	0

* FIELD GOALS		1-19	20-29	30-39	40-49	50+
Stover		0/ 0	2/ 2	1/ 1	1/ 1	0/0
TEAM		0/ 0	2/ 2	1/ 1	1/ 1	0/0
OPPONENTS		1/ 1	1/ 1	1/ 1	2/ 2	0/1

Stover: (23G,31G)(21G,43G)()
TEAM: (23G,31G)(21G,43G)()
OPPONENTS: (19G)(51N,27G)(34G,42G,46G)

* PASSING	Att	Cmp	Yds	Cmp%	Yds/Att	TD	TD%	Int	Int%	Long	Sack/Lost	Rating
Flacco	75	33	437	44.0	5.83	1	1.3	3	4.0	48t	3/ 16	50.8
TEAM	75	33	437	44.0	5.83	1	1.3	3	4.0	48t	3/ 16	50.8
OPPONENTS	113	67	788	59.3	6.97	2	1.8	5	4.4	65t	8/ 66	68.0

BALTIMORE RAVENS 2008 POSTSEASON DEFENSIVE STATISTICS

from Press Box Stats

Name	Total	Solo	Assists	Sacks	Yds.	INT	Yds.	PD	FF	FR
Lewis, Ray	29	23	6	0	0	0	0	1	2	0
Scott, Bart	26	22	4	0	0	0	0	0	0	0
Leonhard, Jim	16	14	2	0.5	5	1	20	1	1	2
Washington, Fabian	15	13	2	0	0	1	12	3	0	1
Ngata, Haloti	12	10	2	1	8	0	0	0	0	0
Bannan, Justin	11	9	2	0	0	0	0	0	0	0
Suggs, Terrell	11	10	1	4	35	0	0	0	0	1
Douglas, Marques	8	4	4	1	7	0	0	0	1	0
Reed, Ed	7	6	1	0	0	2	76	3	0	0
Johnson, Jarret	6	6	0	0	0	0	0	0	1	0
Rolle, Samari	6	4	2	0	0	1	3	2	0	0
Ivy, Corey	5	5	0	0	0	0	0	1	0	0
Walker, Frank	5	5	0	0	0	0	0	2	0	0
Nakamura, Haruki	4	3	1	0.5	5	0	0	0	0	0
McKinney, Brandon	3	2	1	0	0	0	0	0	0	0
Pryce, Trevor	3	3	0	1	6	0	0	1	0	0
Oglesby, Evan	2	2	0	0	0	0	0	0	0	0
Zbikowski, Tom	2	1	1	0	0	0	0	0	0	0
McClain, Jameel	1	1	0	0	0	0	0	0	0	0
Totals	172	143	29	8	66	5	111	14	5	4

RAVENS 2008 POSTSEASON SPECIAL TEAMS STATISTICS

from Press Box Stats

Name	Total	Solo	Assists	FF	FR	Blocked Kicks
Ayanbadejo, Brendon	3	3	0	0	0	0
Griesen, Nick	3	3	0	0	0	0
McClain, Jameel	3	2	1	0	0	0
Nakamura, Haruki	3	3	0	0	0	0
Smith, Marcus	3	3	0	0	0	0
Stone, Darren	2	1	1	0	0	0
Jones, Edgar	1	1	0	0	0	0
Katula, Matt	1	1	0	0	0	0
Oglesby, Evan	1	0	1	0	0	0
Walker, Frank	1	1	0	0	0	1
Wilcox, Daniel	1	0	1	0	0	0
Zbikowski, Tom	1	0	1	0	0	0
Leonhard, Jim	0	0	0	0	1	0
Totals	23	18	5	0	1	1



BALTIMORE RAVENS / WEEK 17 / THROUGH SUNDAY, DECEMBER 28, 2008

WON 11, LOST 5

09/07 W 17-10	Cincinnati	70,978
09/21 W 28-10	Cleveland	71,104
09/29 L 20-23 OT	at Pittsburgh	64,038
10/05 L 10-13	Tennessee	71,131
10/12 L 3-31	at Indianapolis	66,153
10/19 W 27-13	at Miami	64,972
10/26 W 29-10	Oakland	71,254
11/02 W 37-27	at Cleveland	73,078
11/09 W 41-13	at Houston	70,552
11/16 L 10-30	at New York Giants	78,849
11/23 W 36- 7	Philadelphia	71,379
11/30 W 34- 3	at Cincinnati	63,871
12/07 W 24-10	Washington	71,438
12/14 L 9-13	Pittsburgh	71,502
12/20 W 33-24	at Dallas	63,800
12/28 W 27- 7	Jacksonville	71,366

TOTAL FIRST DOWNS	300	228
Rushing	132	58
Passing	147	152
Penalty	21	18
3rd Down: Made/Att	95/232	71/212
3rd Down Pct.	40.9	33.5
4th Down: Made/Att	7/11	3/16
4th Down Pct.	63.6	18.8
POSSESSION AVG.	33:10	26:50
TOTAL NET YARDS	5184	4177
Avg. Per Game	324.0	261.1
Total Plays	1058	928
Avg. Per Play	4.9	4.5

NET YARDS RUSHING	2376	1302
Avg. Per Game	148.5	81.4
Total Rushes	592	366
NET YARDS PASSING	2808	2875
Avg. Per Game	175.5	179.7
Sacked/Yards Lost	33/277	34/257
Gross Yards	3085	3132
Att./Completions	433/261	528/276
Completion Pct.	60.3	52.3
Had Intercepted	12	26

PUNTS/AVERAGE	84/45.0	92/42.8
NET PUNTING AVG.	84/39.9	92/37.0
PENALTIES/YARDS	103/785	114/792
FUMBLES/BALL LOST	28/9	21/8
TOUCHDOWNS	42	26
Rushing	20	4
Passing	16	17
Returns	6	5

* SCORE BY PERIODS	Q1	Q2	Q3	Q4	OT	PTS
TEAM	58	115	97	115	0	385
OPPONENTS	57	58	66	60	3	244

* SCORING	TD-Ru	Pa	Rt	K-PAT	FG	S	PTS	
Stover	0	0	0	41/41	27/33	0	122	
L. McClain	11	10	1	0	0	0	66	
McGahee	7	7	0	0	0	0	42	
D. Mason	5	0	5	0	0	0	32	
Clayton	4	1	3	0	0	0	24	
Heap	3	0	3	0	0	0	18	
Reed	3	0	0	3	0	0	18	
Flacco	2	2	0	0	0	0	12	
Suggs	2	0	0	2	0	0	12	
Wilcox	2	0	2	0	0	0	12	
Figurs	1	0	1	0	0	0	6	
Leonhard	1	0	0	1	0	0	6	
D. Williams	1	0	1	0	0	0	6	
J. McClain	0	0	0	0	2	4	4	
Hauschka	0	0	0	0	0/0	1/2	0	
TEAM	42	20	16	6	41/41	28/35	3	385
OPPONENTS	26	4	17	5	25/25	21/22	0	244

2-Pt. Conversions: D. Mason, **TEAM 1-1**,
OPPONENTS 0-1
SACKS: Suggs 8, J. Johnson 5, Pryce 4.5,
 Lewis 3.5, Ivy 2.5, J. McClain 2.5,
 Scott 1.5, Ayanbadejo 1, Bannan 1,
 Leonhard 1, Ngata 1, Reed 1, (group) 1,
 Jones 0.5, **TEAM 34**, **OPPONENTS 33**
FUM/LOST: Flacco 11/2, L. McClain 4/1,
 Figurs 3/0, McGahee 3/3, D. Mason 2/1,
 Brown 1/0, Heap 1/1, Leonhard 1/0, Reed 1/0,
 Rice 1/1

* RUSHING	No.	Yds	Avg	Long	TD
L. McClain	232	902	3.9	82t	10
McGahee	170	671	3.9	77t	7
Rice	107	454	4.2	60	0
Flacco	52	180	3.5	38t	2
Clayton	6	81	13.5	42t	1
Parmele LG	2	27	13.5	31	0
Parmele TM	2	27	13.5	31	0
Neal	12	25	2.1	5	0
T. Smith	9	24	2.7	8	0
Koch	1	9	9.0	9	0
D. Mason	1	3	3.0	3	0
TEAM	592	2376	4.0	82t	20
OPPONENTS	366	1302	3.6	77	4

* RECEIVING	No.	Yds	Avg	Long	TD
D. Mason	80	1037	13.0	54	5
Clayton	41	695	17.0	70t	3
Heap	35	403	11.5	30	3
Rice	33	273	8.3	40	0
McGahee	24	173	7.2	35	0
L. McClain	19	123	6.5	25	1
D. Williams	13	180	13.8	70t	1
Neal	7	35	5.0	13	0
Wilcox	5	19	3.8	8	2
Figurs	1	43	43.0	43t	1
Flacco	1	43	43.0	43	0
T. Smith	1	36	36.0	36	0
Jones	1	25	25.0	25	0
TEAM	261	3085	11.8	70t	16
OPPONENTS	276	3132	11.3	67t	17

* INTERCEPTIONS	No.	Yds	Avg	Long	TD
Reed	9	264	29.3	107t	2
Lewis	3	43	14.3	29	0
McAlister	3	28	9.3	16	0
Rolle	3	5	1.7	3	0
Suggs	2	86	43.0	44t	2
Ngata	2	8	4.0	7	0
Leonhard	1	35	35.0	35t	1
Washington	1	12	12.0	12	0
Walker	1	0	0.0	0	0
Bannan	1	-4	-4.0	-4	0
TEAM	26	477	18.3	107t	5
OPPONENTS	12	104	8.7	50t	1

* PUNTING	No.	Yds	Avg	Net	TB	In	Lg	B
Koch	84	3777	45.0	39.9	9	34	74	0
TEAM	84	3777	45.0	39.9	9	34	74	0
OPPONENTS	92	3938	42.8	37.0	8	21	59	1

* PUNT RETURNS	Ret	FC	Yds	Avg	Long	TD
Figurs	23	11	138	6.0	35	0
Leonhard	20	9	232	11.6	46	0
Reed	1	0	8	8.0	8	0
TEAM	44	20	378	8.6	46	0
OPPONENTS	38	12	245	6.4	33	0

* KICKOFF RETURNS	No.	Yds	Avg	Long	TD
Figurs	29	608	21.0	39	0
Leonhard	8	163	20.4	30	0
Rice	7	161	23.0	30	0
Copper LG	2	35	17.5	18	0
Zbikowski	2	48	24.0	26	0
Clayton	1	12	12.0	12	0
J. Johnson	1	13	13.0	13	0
Jones	1	0	0.0	0	0
Neal	1	2	2.0	2	0
TEAM	50	1007	20.1	39	0
OPPONENTS	76	1720	22.6	100t	2

* FIELD GOALS	1-19	20-29	30-39	40-49	50+
Stover	0/0	11/11	11/12	5/9	0/1
Hauschka	0/0	0/0	0/0	0/0	1/2
TEAM	0/0	11/11	11/12	5/9	1/3
OPPONENTS	2/2	7/7	6/6	5/6	1/1

Stover: (47N,21G)(48N)(33G,20G)(38G,45N)(37G)
 (47G,28G)(38G,30G)(41G,32G,22G)(50N)(32B,38G)
 (44G,42G)(27G,21G)(32G)(28G,26G,28G)(26G,29G,
 37G,35G)(32G,48N,41G)
Hauschka: (())(())(())(())(())(())(())(())
 (())
OPPONENTS: (43G)(38G)(49G,19G,46G)(35G,26G)
 (37G)(21G,26G)(22G)(23G,54G)(23G,48G)(19G)
 (21G)(48N,43G)(31G,30G)(35G)()

* PASSING	Att	Cmp	Yds	Cmp%	Yds/Att	TD	TD%	Int	Int%	Long	Sack/Lost	Rating
Flacco	428	257	2971	60.0	6.94	14	3.3	12	2.8	70t	32/276	80.3
T. Smith	4	3	82	75.0	20.50	1	25.0	0	0.0	43	1/1	156.3
Clayton	1	1	32	100.0	32.00	1	100.0	0	0.0	32t	0/0	158.3
TEAM	433	261	3085	60.3	7.12	16	3.7	12	2.8	70t	33/277	82.8
OPPONENTS	528	276	3132	52.3	5.93	17	3.2	26	4.9	67t	34/257	60.6

BALTIMORE RAVENS 2008 DEFENSIVE STATISTICS

from coaches film review

Name	Total	Solo	Assists	Sacks	Yds.	INT	Yds.	PD	FF	FR
Lewis, Ray	160	84	76	3.5	32.5	3	43	12	1	2
Scott, Bart	104	54	50	1.5	12	0	0	5	0	0
Suggs, Terrell	102	62	40	8	69.5	2	86	11	2	1
Leonhard, Jim	85	61	24	1	7	1	35	6	0	0
Johnson, Jarret	82	46	36	5	32	0	0	4	2	1
Ngata, Haloti	77	43	34	1	8	2	8	4	0	0
Bannan, Justin	56	30	26	1	6	1	-4	3	0	0
Ivy, Corey	46	39	7	2.5	7	0	0	5	1	0
Douglas, Marques	43	24	19	0	0	0	0	0	0	0
Reed, Ed	40	32	8	1	9	9	264	14	1	2
Pryce, Trevor	35	20	15	4.5	23	0	0	6	0	0
Washington, Fabian	34	30	4	0	0	1	12	19	0	0
Walker, Frank	33	28	5	0	0	1	0	14	2	0
Rolle, Samari	27	22	5	0	0	3	5	13	1	0
McAlister, Chris	19	17	2	0	0	3	28	7	0	1
McKinney, Brandon	19	12	7	0	0	0	0	0	0	1
Landry, Dawan	14	9	5	0	0	0	0	0	0	0
McClain, Jameel	8	8	0	2.5	26.5	0	0	0	0	0
Barnes, Antwan	5	3	2	0	0	0	0	0	0	0
Greisen, Nick	5	5	0	0	0	0	0	0	0	0
Ogelsby, Evan	4	4	0	0	0	0	0	0	0	1
Nakamura, Haruki	3	2	1	0	0	0	0	1	0	0
Ayanbadejo, Brendon	2	1	1	1	9	0	0	0	0	0
Jones, Edgar	1	1	0	0.5	4.5	0	0	0	0	0
Zbikowski, Tom	1	1	0	0	0	0	0	0	0	0
Stone, Darren	0	0	0	0	0	0	0	1	0	0
Totals	1005	638	367	33	246	26	477	125	10	9

RAVENS 2008 SPECIAL TEAMS STATISTICS

from coaches film review

Name	Total	Solo	Assists	FF	FR	Blocked Kicks
Ayanbadejo, Brendon	30	18	12	0	1	0
Zbikowski, Tom	23	19	4	1	0	0
McClain, Jameel	17	8	9	0	0	1
Nakamura, Haruki	14	11	3	0	0	0
Griesen, Nick	12	5	7	0	0	0
Barnes, Antwan	9	7	2	0	0	0
Stone, Daren	8	4	4	0	1	0
Ivy, Corey	7	7	0	0	0	0
Wilcox, Daniel	7	5	2	0	0	0
Gooden, Tavares	6	6	0	0	0	0
Jones, Edgar	6	4	2	0	1	0
Figurs, Yamon	5	4	1	0	0	0
Oglesby, Evan	5	4	1	0	0	0
Koch, Sam	3	3	0	0	0	0
Smith, Marcus	3	3	0	0	0	0
Stover, Matt	2	2	0	0	0	0
Walker, Frank	2	2	0	0	0	0
Copper, Terrance	1	1	0	0	0	0
Hauschka, Steve	1	1	0	0	0	0
Landry, Dawan	1	1	0	0	0	0
Leonhard, Jim	1	1	0	0	0	0
McCune, Robert	1	1	0	0	0	0
Martin, Derrick	1	1	0	0	0	0
Totals	165	118	47	1	3	1

2008 BALTIMORE RAVENS ALPHABETICAL ROSTER

No.	Name	Pos.	Ht.	Wt.	Birthdate	Exp.	College	Hometown
79	Anderson, Willie	T	6-5	340	7/11/75	13	Auburn	Mobile, AL
51	Ayanbadejo, Brendon	LB	6-1	228	9/6/76	6	UCLA	Santa Cruz, CA
94	Bannan, Justin	DT	6-3	310	4/18/79	7	Colorado	Orangevale, CA
50	Barnes, Antwan	OLB	6-1	245	10/19/84	2	Florida International	Miami, FL
2	Bouman, Todd	QB	6-2	226	8/1/72	10	St. Cloud State	Ruthton, MN
60	Brown, Jason	G/C	6-3	320	5/5/83	4	North Carolina	Henderson, NC
65	Chester, Chris	G/C	6-3	305	1/12/83	3	Oklahoma	Tustin, CA
89	Clayton, Mark	WR	5-10	190	7/2/82	4	Oklahoma	Arlington, TX
15	Copper, Terrance	WR	6-0	207	3/12/82	5	East Carolina	Washington, NC
64	Cousins, Oniel	T	6-4	310	6/29/84	R	UTEP	Fullerton, CA
91	Douglas, Marques	DE	6-2	292	3/15/77	8	Howard	Greensboro, NC
16	Figurs, Yamon	WR/RS	5-11	180	1/10/82	2	Kansas State	Fort Pierce, FL
5	Flacco, Joe	QB	6-6	230	1/16/85	R	Delaware	Audubon, NJ
71	Gaither, Jared	T	6-9	330	3/18/86	2	Maryland	White Plains, MD
59	Greisen, Nick	ILB	6-1	250	8/10/79	7	Wisconsin	Berlin, WI
66	Grubbs, Ben	G	6-3	315	3/10/84	2	Auburn	Eclectic, AL
76	Hale, David	G/T	6-6	315	3/3/83	R	Weber State	Plain City, UT
6	Hauschka, Steve	K	6-4	210	6/29/85	R	North Carolina St.	Needham, MA
86	Heap, Todd	TE	6-5	250	3/16/80	8	Arizona State	Mesa, AZ
35	Ivy, Corey	CB	5-9	190	3/29/77	8	Oklahoma	Moore, OK
95	Johnson, Jarret	OLB	6-3	265	8/14/81	6	Alabama	Cedar Key, FL
84	Jones, Edgar	TE	6-3	263	12/1/84	2	Southeast Missouri	Rayville, LA
70	Katula, Matt	LS	6-6	272	8/22/82	4	Wisconsin	Brookfield, WI
4	Koch, Sam	P	6-1	220	8/13/82	3	Nebraska	Seward, NE
36	Leonhard, Jim	S	5-8	186	10/27/82	4	Wisconsin	Tony, WI
52	Lewis, Ray	ILB	6-1	250	5/15/75	13	Miami	Lakeland, FL
85	Mason, Derrick	WR	5-10	192	1/17/74	12	Michigan State	Detroit, MI
53	McClain, Jameel	LB	6-1	250	7/25/85	R	Syracuse	Philadelphia, PA
33	M ^c Clain, LeRon	FB	6-0	260	12/27/84	2	Alabama	Northport, AL
58	McCune, Robert	ILB	6-0	245	3/9/79	2	Louisville	Mobile, AL
23	M ^c Gahee, Willis	RB	6-0	232	10/21/81	6	Miami	Miami, FL
68	McKinney, Brandon	DT	6-2	324	8/24/83	3	Michigan State	Dayton, OH
43	Nakamura, Haruki	S	5-10	205	4/18/86	R	Cincinnati	Cleveland, OH
42	Neal, Lorenzo	FB	5-11	255	12/27/70	16	Fresno State	Lemoore, CA
92	Ngata, Haloti	DT	6-4	345	1/21/84	3	Oregon	Salt Lake City, UT
25	Oglesby, Evan	CB	5-11	188	12/18/81	3	North Alabama	Toccoa, GA
38	Parmelee, Jalen	RB	5-11	220	12/30/85	R	Toledo	Midland, MI
90	Pryce, Trevor	DT	6-5	290	8/3/75	12	Clemson	Winter Park, FL
20	Reed, Ed	S	5-11	200	9/11/78	7	Miami	St. Rose, LA
27	Rice, Ray	RB	5-8	205	1/22/87	R	Rutgers	New Rochelle, NY
22	Rolle, Samari	CB	6-0	175	8/10/76	11	Florida State	Miami, FL
57	Scott, Bart	ILB	6-2	240	8/18/80	7	Southern Illinois	Detroit, MI
69	Slaughter, Chad	T	6-8	340	6/4/78	5	Alcorn State	Dallas, TX
81	Smith, Marcus	WR	6-1	215	1/11/85	R	New Mexico	San Diego, CA
10	Smith, Troy	QB	6-0	215	7/20/84	2	Ohio State	Cleveland, OH
39	Stone, Daren	S	6-3	215	8/21/85	2	Maine	Lockport, NY
3	Stover, Matt	K	5-11	180	1/27/68	19	Louisiana Tech	Dallas, TX
55	Suggs, Terrell	OLB	6-3	260	10/11/82	6	Arizona State	Chandler, AZ
78	Terry, Adam	T	6-8	330	9/1/82	4	Syracuse	Queensbury, NY
41	Walker, Frank	CB	5-11	196	8/6/81	6	Tuskegee	Tuskegee, AL
31	Washington, Fabian	CB	5-11	180	6/9/83	4	Nebraska	Bradenton, FL
83	Wilcox, Daniel	TE	6-1	250	3/23/77	6	Appalachian State	Atlanta, GA
28	Zbikowski, Tom	S	5-11	215	5/22/85	R	Notre Dame	Arlington Heights, IL
Reserve/Injured								
7	Boller, Kyle (shoulder)	QB	6-3	220	6/17/81	6	California	Newhall, CA
54	Burgess, Prescott (arm)	OLB	6-3	245	3/6/84	2	Michigan	Warren, OH
30	Daniels, P.J. (shoulder)	RB	5-10	210	12/21/82	3	Georgia Tech	Houston, TX
96	Divens, Lamar (shoulder)	DT	6-3	333	11/12/85	R	Tennessee State	Fayetteville, TN
93	Edwards, Dwan (back)	DT	6-3	295	5/16/81	5	Oregon State	Columbus, MT
56	Gooden, Tavares (hip)	ILB	6-1	235	10/7/84	R	Miami	Fort Lauderdale, FL
97	Gregg, Kelly (knee)	NT	6-0	315	11/1/76	9	Oklahoma	Edmond, OK
14	Harper, Justin (knee)	WR	6-3	215	2/24/85	R	Virginia Tech	Catawba, NC
47	Kuhn, Scott (knee)	TE	6-6	257	4/16/86	R	Louisville	Hebron, KY
26	Landry, Dawan (neck/shoulders)	S	6-0	220	12/30/82	3	Georgia Tech	Ama, LA
29	Martin, Derrick (shoulder)	CB	5-10	202	5/16/85	3	Wyoming	Denver, CO
72	Mattison, Bryan (foot)	DE	6-3	272	5/15/84	R	Iowa	Mishawaka, IN
17	Maxwell, Marcus (hip)	WR	6-3	210	7/3/83	3	Oregon	Hercules, CA
21	McAlister, Chris (knee)	CB	6-1	210	6/14/77	10	Arizona	Pasadena, CA
77	Reitz, Joe (shoulder)	T	6-7	270	8/24/85	R	Western Michigan	Fishers, IN
88	Sypniewski, Quinn (knee)	TE	6-6	270	4/14/82	3	Colorado	Johnston, IA
98	Talavou, Kelly (shoulder)	NT	6-2	340	10/4/84	1	Utah	Fountain Valley, CA
87	Williams, Demetrius (ankle)	WR	6-2	197	3/28/83	3	Oregon	Concord, CA
73	Yanda, Marshal (knee)	G/T	6-3	310	9/15/84	2	Iowa	Anamosa, IA
Practice Squad								
67	Conover, Sean	DE	6-5	275	7/31/84	3	Bucknell	Whitman, MA
61	Johnson, Brian	G	6-4	307	3/24/84	1	Louisiana State	Godby, FL
32	Lawrence, Matt	RB	6-1	204	5/5/85	R	Massachusetts	Bloomfield, CT
24	Phillips, Anwar	CB	6-0	187	10/25/82	1	Penn State	Germantown, MD
80	Smolko, Isaac	TE	6-5	260	2/28/83	1	Penn State	Youngstown, OH
62	Solano, Salomon (Int'l)	DT	6-3	321	9/19/85	1	Tamaulipas	Tamaulipas, Mexico
63	Stallings, Tre	T	6-3	315	1/8/83	2	Mississippi	Magnolia, MS
12	Wheelwright, Ernie	WR	6-5	220	7/10/84	R	Minnesota	Columbus, OH
18	Williams, Edward	WR	6-4	215	11/24/82	R	Lane	Montgomery, AL

2008 BALTIMORE RAVENS NUMERICAL ROSTER

No.	Name	Pos.	Ht.	Wt.	Birthdate	Exp.	College	How Acq.	2008			
									P	S	DNP	INA
2	Todd Bouman	QB	6-2	226	8/1/72	10	St. Cloud State	FA '08	0	0	5	10
3	Matt Stover	K	5-11	180	1/27/68	19	Louisiana Tech	PB (NYG) '91	16	0	0	0
4	Sam Koch	P	6-1	220	8/13/82	3	Nebraska	D6a '06	16	0	0	0
5	Joe Flacco	QB	6-6	230	1/16/85	R	Delaware	D1 '08	16	16	0	0
6	Steve Hauschka	K	6-4	210	6/29/85	R	North Carolina St.	FA '08	8	0	0	2
10	Troy Smith	QB	6-0	215	7/20/84	2	Ohio State	D5 '07	6	0	5	5
15	Terrance Copper	WR	6-0	207	3/12/82	5	East Carolina	FA '08	7	0	0	9
16	Yamon Figurs	WR/RS	5-11	180	1/10/82	2	Kansas State	D3a '07	12	0	0	4
20	Ed Reed	S	5-11	200	9/11/78	7	Miami	D1 '02	16	16	0	0
22	Samari Rolle	CB	6-0	175	8/10/76	11	Florida State	FA '05	10	10	0	6
23	Willis M ^c Gahee	RB	6-0	232	10/21/81	6	Miami	TR (BUF) '07	13	8	3	0
25	Evan Oglesby	CB	5-11	188	12/18/81	3	North Alabama	FA '08	9	0	0	7
27	Ray Rice	RB	5-8	205	1/22/87	R	Rutgers	D2 '08	13	4	0	3
28	Tom Zbikowski	S	5-11	215	5/22/85	R	Notre Dame	D3b '08	16	0	0	0
31	Fabian Washington	CB	5-11	180	6/9/83	4	Nebraska	TR (OAK) '08	12	12	0	3
33	LeRon M ^c Clain	FB	6-0	260	12/27/84	2	Alabama	D4b '07	16	16	0	0
35	Corey Ivy	CB	5-9	190	3/29/77	8	Oklahoma	UFA (STL) '06	16	1	0	0
36	Jim Leonhard	S	5-8	186	10/27/82	4	Wisconsin	FA '08	16	13	0	0
38	Jalen Parmele	RB	5-11	220	12/30/85	R	Toledo	FA '08	1	0	1	4
39	Daren Stone	S	6-3	215	8/21/85	2	Maine	FA '08	8	0	0	1
41	Frank Walker	CB	5-11	196	8/6/81	6	Tuskegee	UFA (GB) '08	15	5	0	1
42	Lorenzo Neal	FB	5-11	255	12/27/70	16	Fresno State	FA '08	16	5	0	0
43	Haruki Nakamura	S	5-10	205	4/18/86	R	Cincinnati	D6 '08	16	0	0	0
50	Antwan Barnes	OLB	6-1	245	10/19/84	2	Florida International	D4a '07	13	0	0	3
51	Brendon Ayanbadejo	LB	6-1	228	9/6/76	6	UCLA	UFA (CHI) '08	16	0	0	0
52	Ray Lewis	ILB	6-1	250	5/15/75	13	Miami	D1b '96	16	16	0	0
53	Jameel McClain	LB	6-1	250	7/25/85	R	Syracuse	FA '08	16	0	0	0
55	Terrell Suggs	OLB	6-3	260	10/11/82	6	Arizona State	D1a '03	16	16	0	0
57	Bart Scott	ILB	6-2	240	8/18/80	7	Southern Illinois	FA '02	16	16	0	0
58	Robert McCune	ILB	6-0	245	3/9/79	2	Louisville	FA '08	1	0	0	0
59	Nick Greisen	ILB	6-1	250	8/10/79	7	Wisconsin	FA '07	14	1	0	2
60	Jason Brown	G/C	6-3	320	5/5/83	4	North Carolina	D4 '05	16	16	0	0
64	Oniel Cousins	T	6-4	310	6/29/84	R	UTEP	D3c '08	6	0	0	10
65	Chris Chester	G/C	6-3	305	1/12/83	3	Oklahoma	D2 '06	16	11	0	0
66	Ben Grubbs	G	6-3	315	3/10/84	2	Auburn	D1 '07	16	16	0	0
68	Brandon McKinney	DT	6-2	324	8/24/83	3	Michigan State	FA '08	11	0	0	5
69	Chad Slaughter	T	6-8	340	6/4/78	5	Alcorn State	FA '08	6	0	0	0
70	Matt Katula	LS	6-6	272	8/22/82	4	Wisconsin	FA '05	16	0	0	0
71	Jared Gaither	T	6-9	330	3/18/86	2	Maryland	SD5 '07	16	15	0	0
76	David Hale	G/T	6-6	315	3/3/83	R	Weber State	D4b '08	6	0	0	10
78	Adam Terry	T	6-8	330	9/1/82	4	Syracuse	D2b '05	12	7	0	4
79	Willie Anderson	T	6-5	340	7/11/75	13	Auburn	FA '08	14	11	0	2
81	Marcus Smith	WR	6-1	215	1/11/85	R	New Mexico	D4a '08	5	0	3	8
83	Daniel Wilcox	TE	6-1	250	3/23/77	6	Appalachian State	FA '04	13	1	0	3
84	Edgar Jones	TE	6-3	263	12/1/84	2	Southeast Missouri	FA '07	7	0	0	4
85	Derrick Mason	WR	5-10	192	1/17/74	12	Michigan State	FA '05	16	16	0	0
86	Todd Heap	TE	6-5	250	3/16/80	8	Arizona State	D1 '01	16	16	0	0
89	Mark Clayton	WR	5-10	190	7/2/82	4	Oklahoma	D1 '05	16	13	0	0
90	Trevor Pryce	DT	6-5	290	8/3/75	12	Clemson	FA '06	16	16	0	0
91	Marques Douglas	DE	6-2	292	3/15/77	8	Howard	TR (TB) '08	16	0	0	0
92	Haloti Ngata	DT	6-4	345	1/21/84	3	Oregon	D1 '06	16	16	0	0
94	Justin Bannan	DT	6-3	310	4/18/79	7	Colorado	UFA (BUF) '06	16	15	0	0
95	Jarret Johnson	OLB	6-3	265	8/14/81	6	Alabama	D4a '03	16	16	0	0
Reserve/Injured												
7	Kyle Boller (shoulder)	QB	6-3	220	6/17/81	6	California	D1b '03	0	0	0	0
14	Justin Harper (knee)	WR	6-3	215	2/24/85	R	Virginia Tech	D7a '08	0	0	0	0
17	Marcus Maxwell (hip)	WR	6-3	210	7/8/83	3	Oregon	FA '08	0	0	1	6
21	Chris McAlister (knee)	CB	6-1	210	6/14/77	10	Arizona	D1 '99	6	5	0	3
26	Dawan Landry (neck/shoulders)	S	6-0	220	12/30/82	3	Georgia Tech	D5a '06	2	2	0	7
29	Derrick Martin (shoulder)	CB	5-10	202	5/16/85	3	Wyoming	D6b '06	4	0	0	2
30	P.J. Daniels (shoulder)	RB	5-10	210	12/21/82	3	Georgia Tech	D4b '06	0	0	0	0
47	Scott Kuhn (knee)	TE	6-6	257	4/16/86	R	Louisville	FA '08	0	0	0	0
54	Prescott Burgess (arm)	OLB	6-3	245	3/6/84	2	Michigan	D6 '07	0	0	0	0
56	Tavares Gooden (hip)	ILB	6-1	235	10/7/84	R	Miami	D3a '08	4	0	0	1
72	Bryan Mattison (foot)	DE	6-3	272	5/15/84	R	Iowa	FA '08	0	0	0	0
73	Marshal Yanda (knee)	G/T	6-3	310	9/15/84	2	Iowa	D3b '07	5	5	0	0
77	Joe Reitz (shoulder)	T	6-7	270	8/24/85	R	Western Michigan	FA '08	0	0	0	0
87	Demetrius Williams (ankle)	WR	6-2	197	3/28/83	3	Oregon	D4a '06	7	0	0	0
88	Quinn Sypniewski (knee)	TE	6-6	270	4/14/82	3	Colorado	D5b '06	0	0	0	0
93	Dwan Edwards (back)	DT	6-3	295	5/16/81	5	Oregon State	D2 '04	0	0	0	0
96	Lamar Divens (shoulder)	DT	6-3	333	11/12/85	R	Tennessee State	FA '08	3	0	1	9
97	Kelly Gregg (knee)	NT	6-0	315	11/1/76	9	Oklahoma	FA '00	0	0	0	4
98	Kelly Talavou (shoulder)	NT	6-2	340	10/4/84	1	Utah	FA '08	0	0	0	0
Practice Squad												
12	Ernie Wheelwright	WR	6-5	220	7/10/84	R	Minnesota	FA '08	3	0	0	0
18	Edward Williams	WR	6-4	215	11/24/82	R	Lane	FA '08	0	0	0	0
24	Anwar Phillips	CB	6-0	187	10/25/82	1	Penn State	FA '08	1	0	0	0
32	Matt Lawrence	RB	6-1	204	5/5/85	R	Massachusetts	FA '08	0	0	0	0
61	Brian Johnson	G	6-4	307	3/24/84	1	Louisiana State	FA '08	0	0	0	0
62	Salomon Solano (Int'l)	DT	6-3	321	9/19/85	1	Tamaulipas	Joined Ravens '08	0	0	0	0
63	Tre Stallings	T	6-3	315	1/8/83	2	Mississippi	FA '08	0	0	0	0
67	Sean Conover	DE	6-5	275	7/31/84	3	Bucknell	FA '08	0	0	0	0
80	Isaac Smolko	TE	6-5	260	2/28/83	1	Penn State	FA '08	0	0	0	0



BALTIMORE RAVENS

IN THE COMMUNITY • IN THE COMMUNITY • IN THE COMMUNITY • IN THE COMMUNITY • IN THE COMMUNITY

WWW.BALTIMORERAVENS.COM • 1 WINNING DRIVE OWINGS MILLS, MD 21117 PH: 410.701.4000 FAX: 410.701.4100

Volume 5
Number 24

COMMUNITY NEWS

February 2009

Ravens' In Our Community 2008 Season Recap

Throughout the 2008 season, the Ravens players, coaches, staff, mascot and cheerleaders served the Baltimore community through various events and programs.

NFL Tuesdays

In 2008, Ravens players took part weekly in refurbishing homes, visiting schools and hospitals, hosting youth for movie screenings, participating in various fundraisers to support area nonprofits, special holiday events and more.



CB Derrick Martin brought gifts to a holiday party at a local pediatric hospital.



WR Derrick Mason hosted karaoke at retirement communities during the 2008 season.

Ravens players and coaches made more than 300 local appearances in 2008 and performed over 1,000 hours of service in our community.

Ravens Promote Youth Health and Fitness

Over 1,000 6th grade students from 4 local schools participated in the 6-week "What Moves U" program, completing fitness coupons for Ravens prizes. Winners were chosen from each school and will be taken on a special tour of M&T Bank Stadium that includes a lunch in the locker room with Ravens players.



TE Todd Heap raced cheerleader Courtney at a WMU kickoff assembly.



LB Brendon Ayanbadejo relaxed with the students at the Crossroads school after a workout.

RACTF Recap

The Ravens All Community Team Foundation (RACTF) provided more than \$100,000 of "Plan in Motion" grants to promote physical fitness and nutrition education among Baltimore-area youth in 2008. The foundation also joined Ravens owner **Steve Bisciotti** and **CB Chris McAlister** to finance a \$1 million renovation of the football stadium at Mergenthaler Vocational-Technical High School. Bisciotti and McAlister attended the football festival at Mervo in August, when the field was unveiled and dedicated to **Art Modell** (pictured at right with Bisciotti, McAlister and the Mervo varsity football team).



Player Foundations

Kyle Boller, Mark Clayton, Marques Douglas, Todd Heap, Matt Katula, Ray Lewis, Derrick Martin, Derrick Mason, Chris McAlister, Ed Reed, Samari Rolle, Bart Scott, Troy Smith, Matt Stover and **Daniel Wilcox** each operate personal foundations serving Baltimore and their hometown communities. Each player hosted community events in conjunction with their foundations throughout the 2008 season, including football clinics, school supply distributions, movie screenings, toy drives, Thanksgiving food distributions, holiday parties and shopping sprees.



CB Samari Rolle was honored as a Home Depot NFL Neighborhood MVP for his work with the Rolle With Me Foundation.



WR Mark Clayton joined teammate **LB Ray Lewis** at Lewis' annual Thanksgiving distribution.



TE Daniel Wilcox coached 100 youth from City Springs Elementary at a football skills and fitness clinic in West Shore Park.

For more information on Ravens in our Community, please call 410-701-4156 or visit www.BaltimoreRavens.com.



THE BALTIMORE SUN'S RICK MAESE ON RAVENS OWNER STEVE BISCIOTTI –

“...TO REALLY DOLE OUT PROPER CREDIT, YOU HAVE TO TRACE THE TIMELINE BACK; YOU HAVE TO FIND THE FIRST DOMINO THAT WAS TIPPED, THE ONE THAT STARTED THE CHAIN OF EVENTS THAT SUDDENLY HAS THE RAVENS JUST ONE WIN AWAY FROM A RETURN TO THE PLAYOFFS. AS IMPORTANT AS JOE FLACCO, JOHN HARBAUGH, DERRICK MASON AND RAY LEWIS HAVE BEEN THIS SEASON, IT WAS OWNER STEVE BISCIOTTI WHO POSITIONED HIS TEAM FOR THE POSTSEASON.”

OWNER STEVE BISCIOTTI ON HIRING JOHN HARBAUGH: “When we first talked about head coaching candidates, people here said good things about John [Harbaugh]. When we took it to the next level and called about 30 people about John, it was clear we needed to interview him. Did we take a chance hiring him? My belief is that you have to be willing to do things the masses don’t, or you’ll never separate yourself from the masses. We’re convinced John can lead, teach and succeed. We’re totally confident we picked the right person.”

FOXSPORTS.COM'S JOHN CZARNECKI (8/28/08) ON THE RAVENS' POWER STRUCTURE: “[Ozzie] Newsome is the guy, although owner Steve Bisciotti is very involved with his football team and hired new head coach John Harbaugh. The best thing about Bisciotti is that he knows what he doesn't know about football and relies on one of the best GMs in the business, Newsome. President Dick Cass is one of the smartest men in the NFL.”

REX RYAN ON WHETHER HEAD COACH JOHN HARBAUGH WAS INFLUENCED BY THE UNIVERSITY OF MICHIGAN'S LEGENDARY COACH BO SCHEMBECHLER: “You guys see it every day. It’s funny. You’re going to model yourself after what you’re familiar with. His dad [Jack], obviously, is probably the biggest influence on John. He’s very similar to what you read in the book about Schembechler, as well. He’s just a great coach. He’s himself, but he’s influenced by who he’s been around. You can definitely see Bo there in him.”

SPORTSLINE.COM WRITER CLARK JUDGE ON ASSISTANT HEAD COACH/DEFENSIVE COORDINATOR REX RYAN: “Ryan has run the Baltimore defense the past three-and-a-half seasons, and the Ravens aren’t just effective; they’re dominating, intimidating and exterminating. Against Miami, Ryan put an extra linebacker on the field and moved Bart Scott to safety, with Scott assigned to running back Patrick Cobbs – who’d been blowing up DBs with his blocking. For lack of a better term, Ryan said of Scott, ‘He smashed him.’ Then he told his players to seal the edge, play smart and adjust to Miami’s tackles. Result: In five plays out of the ‘Wildcat’ formation, the Dolphins gained four yards and were flagged for one penalty. Period.”

RAY LEWIS ON DEFENSIVE COORDINATOR RYAN: “Rex is a huge piece of our puzzle. John [Harbaugh] keeping him, making him the assistant head coach, is so very important for us. On the football end, Rex is the best. He’s our heart and brains on defense. We love him. On the player to coach end, he knows the veterans. He helped John and the other new coaches learn about us. That’s a real plus, too. ... Rex and the other coaches had us ready [for the Bengals in the season opener]. It was beautiful to see and fun to play in.”

WR MARK CLAYTON ON CAM CAMERON'S OFFENSE: “I love it. Coming from Oklahoma, we probably had about 40 points a game, and it was a fast-break offense. It was up and down the field, and anytime we had the chance to take a shot, we would take it. That’s the way that Cam is teaching us and conditioning us.”

CAMERON ON THE TOUGH JOB HE WAS HIRED TO DO THIS SEASON: “Like most things, it’s how you look at it. Going up against this [Ravens] defense has made us better. We’re building. We’re growing. They’re [the Ravens’ offense] playing fast, because they’re knowing what to do. To me, this is a great opportunity.”

KEN MURRAY, BALTIMORE SUN SPORTSWRITER, ON THE SPECIAL TEAMS EXPERTISE OF MATT STOVER, HARBAUGH AND JERRY ROSBURG: “All three men come to the table with impeccable credentials. [John] Harbaugh was one of the league's best special teams coaches with the Philadelphia Eagles. [Jerry] Rosburg [special teams coordinator] had a distinguished six-year run with the Cleveland Browns, where he helped develop Phil Dawson into one of the NFL's top kickers. [K Matt] Stover, 40, enters his 18th NFL season ranked third all time in field goals made, field-goal accuracy and fourth in career points.”

JAMES WALKER OF ESPN.COM ON HARBAUGH AND CAMERON: “The players for the Ravens are getting most of the credit for the 17-10 victory over the Bengals, but what we noticed was the stellar coaching. The Ravens’ staff, led by rookie head coach John Harbaugh, did a masterful job of putting together a game plan that suited their personnel. Offensive coordinator Cam Cameron, who has head-coaching experience, used a bruising offensive line to pound the ball 46 times, while also putting QB Joe Flacco in situations to be successful. Defensive coordinator Rex Ryan, who probably should be a head coach by now, rattled the Bengals with an aggressive scheme that only allowed eight first downs.”

OZZIE NEWSOME ON RAY LEWIS: “If you want to envision the prototype of the player you want and the type of team you want, then look right at Ray Lewis. He is everything a franchise would want from a player. His production on the field speaks for itself and will take him to Canton. Ray is also providing as much off the field, in terms of leadership, and helping young players understand what it takes to be a productive player and person in this league. I don’t think you can ever underestimate what he does for us off the field.”

TERRELL SUGGS ON RAY LEWIS: “He’s not only a leader for us, he’s like a brother. He helped me become a professional. When I was a rookie, I was late sometimes for meetings, and sometimes I’d fall asleep in them. He started calling me in the mornings, and he made sure Bart Scott picked me up so I’d be on time. Now he calls me on the phone at night and asks me about a play he’s watching. He’ll ask me what I thought when I watched it. Well, you know I haven’t watched it, but I’ll give him an answer. But, he’ll make me feel guilty, and I’ll put the video in and at least watch the play he asked me about. He makes sure I see a good share of film every week.”

ED REED ON MAKING PLAYS: “I grew up watching Michael Jordan. When his team needed somebody to make a play, he put it on his shoulders and made it. He inspired me. That’s the mentality I take to each game – make a play that will make a difference for my team. When the other team comes to the line, I’m saying to myself: ‘Make a play!’”

QUOTES CONTINUED...

WILLIS MCGAHEE ON CAM CAMERON'S OFFENSE: "This is the first offensive coordinator I've had that uses the tailback this much. In our OTAs, he ran the heck out of me. I wasn't used to that, so that's a good thing. He brings a lot to the table for everybody, not only the running backs, but fullbacks, tight ends and receivers."

LORENZO NEAL ON JOE FLACCO: "Here's who Joe Flacco is: Our defense is like the most popular dude in school – a senior, the homecoming king. Flacco is like the beautiful sophomore girl he keeps bringing to all the dances, and now she's the prom date. Everybody keeps saying, 'Why would he take her?' But all she does is show up and command attention. We're a couple of plays away from being 8-1, brother, and Joe is a big part of that. And, our coaches, especially Cam [Cameron], have done a great job of using Joe's strengths without overloading him."

TODD HEAP ON FLACCO: "Joe sure is a different personality than any quarterback I've ever played with. He's got this calmness about him, he's got a good head on his shoulders and he takes everything in stride. We certainly don't see the game or a bad play getting to him. He's always moving on to the next play in Joe style. If something bad is getting to him, we can't tell. That's tremendous focus on the task at hand. He brushes things off and moves on. It's good to have a quarterback who doesn't let things faze him. He's got a very bright future. It will be exciting to see what he does as he gets more game experience."

FLACCO ON THE RAVENS' DEFENSE: "Beyond their production, which is obvious, what they bring to the game is infectious. They don't just play games, they almost have a party out there. They have fun. They're so intense. They fly around. We want to have that same type of energy on offense. When people watch us, we want them to say, 'They play like the Ravens' defense.'"

DOLPHINS OFFENSIVE COORDINATOR DAN HENNING'S MEMORIES OF REX RYAN'S FAMILY: "I coached against that guy's dad [Buddy Ryan, former Super Bowl-winning Chicago Bears, coordinator]. That guy's dad used to drive me crazy. [His son is] doing the same things."

HARBAUGH ON THE TEAM'S MVP: "John Madden asked who could be our most valuable player. Picking one person in a game that is so dependent on your teammates is almost contrary to team. You could list a number of our players like Ray [Lewis] and Haloti [Ngata]. Derrick Mason has certainly contributed in a big way. Trevor [Pryce] and Ed [Reed] have been special. Where would we be without Joe [Flacco]? He was our only healthy quarterback at the beginning of the season. But, you could also make an argument for [offensive line coach] John Matsko. What he has done with a young group that has had some difficult injuries is impressive."

ROOKIE RAY RICE ON RAY LEWIS: "He's one of the finest people I have ever met. He goes out of his way to make the young guys feel part of the team. I feel blessed to have him as a teammate. He helps me on the field, too. In training camp I hit the hole and then cut to the sideline. Ray tackled me before I got there. In the pile, he tapped me on the leg and told me, 'Go north and south.' When I scored against Minnesota in the pre-season, that's what I was thinking when I broke the line: 'Ray said go north and south.' It was great advice."

ESPN.com columnist Gene Wojciechowski ["Few can run, pass or hide from the Ravens"] on Ed Reed, the Ravens' defense and the 27-9 win over Miami in the Wild Card game last Sunday: "OK, we get it: Reed is otherworldly. So is the Ravens' defense, which Saran Wraps anything that moves. [Chad] Pennington had seven interceptions during the entire regular season. He never threw more than one in any single game. Then Reed and the Ravens show up and...! The Ravens' defense has scored six touchdowns off interception returns this season. It's a defense that almost thinks like an offense."

SPORTS ILLUSTRATED'S PETER KING ON RAVENS HEAD COACH JOHN HARBAUGH: "Harbaugh is a bundle of energy. I think he's also a very, very smart man. He reminds me a little bit of [Boston Red Sox manager] Terry Francona in that Francona is an intelligent guy who knows how to deal with players, and I think John is basically the same way. Everybody wonders, 'Who is John Harbaugh?' He's a guy who basically has majored in the chemistry of people his whole life. It's always fun to come to a team when the camp is new and getting used to new things, and I think John's going to do a good job."

OWNER STEVE BISCOTTI ON THE LEADERSHIP CHARACTERISTICS OF JOHN HARBAUGH: "There's a great quote from Dr. Warren Bennis, in a book called *On Becoming a Leader*. He said, 'Leadership is like beauty. It's hard to describe, but you know it when you see it.' That's what John showed. He showed that hard-to-describe quality of, 'I would like to be led by this guy.'"

THE EAGLES' SHELDON BROWN TO PHILADELPHIA REPORTERS ON HARBAUGH: "He doesn't care about your personality, and he doesn't care what you think about him. He cares about winning, success: 'You either can help me or you can't.' That's how he is, and he'll let you know. He'll tell you in a minute that stuff rolls downhill: 'So if I'm getting it, you're getting it.' At least he's honest."

SPECIAL TEAMS COORDINATOR JERRY ROSBURG ON HEAD COACH JOHN HARBAUGH'S LEADERSHIP STYLE: "Coach Harbaugh is his own man, I would say that. He has drawn from a lot of different people and a lot of different sources to develop his style. I think the most important thing about Coach Harbaugh is that he's John Harbaugh. He's an everyman, but at the same time he's a leader. He's a very down-to-earth and – I say this as a compliment – common, easy-to-relate-to leader. That's difficult for people to do both. In my view, John has mastered the ability to communicate with everybody in the building and everybody on the team, and at the same time, stand in front and tell everybody exactly what they need to do. It's a special talent that he has."

CBSSPORTSLINE.COM'S CHARLEY CASSERLY ON HEAD COACH JOHN HARBAUGH: "The point I am making here is Harbaugh, who had never been an offensive or defensive coordinator in the NFL [former special teams coordinator], has shown the necessary leadership skills and vision it takes to be a successful head coach. Here is how he has done it. He has hired two strong coordinators. He has gained the respect of the locker room and used a smart game-planning formula emphasizing the run and being smart with a rookie quarterback, which plays to this team's strength – the defense."

JARRET JOHNSON ON REX RYAN: "Rex is always going to put you in an opportunity to make plays, and he's going to move you around and let you do different things. That's why it's always fun. You get to learn something new every week. Next week, we'll be doing something totally different. It's just a fun defense to play in."

Yahoo.Sports' Jason Cole on Joe Flacco in the Divisional Playoff vs. Tennessee (1/10/09): "Baltimore Ravens rookie quarterback Joe Flacco is a man of many talents. He has a cannon arm that fires one of the prettiest spirals you will ever see, perfect for making a pass cut through the toughest wind. He has unusual grace for a man who measures 6-foot-6, allowing him to get away from the rush at critical times. Finally, he has an old soul seemingly impervious to the pressures that usually go with being a rookie in the NFL. "



RAVENS SEASON-ENDING PRESS CONFERENCE

OWNER STEVE BISCIOTTI & HEAD COACH JOHN HARBAUGH

Ravens owner Steve Bisciotti's opening statement:

"Thanks for coming. I'll start out by saying you're used to having three of us up here. Lucky for us this meeting is taking place a few weeks later than it did last year, and that put Ozzie [Newsome] right at the Senior Bowl. So, of course, he's not going to be here today. John [Harbaugh] and I will do our best to answer your questions. We can get started right away."

Despite not making it to the Super Bowl, how dissatisfied are you really this year, or are you dissatisfied at all?

(BISCIOTTI) "To say you're not dissatisfied, everybody [knows] that's what the goal is. That's why these guys put in the work that they do. Sure, we're disappointed, but I think that – we talked about it in 2006 when we went 13-3 and the disappointment of losing to the Colts – it's the same thing. I feel it two years later. But, I wouldn't change that terrible feeling of disappointment with the slow burn of disappointment of the other two years -- last year and in 2005 when we went 6-10 and 5-11. There's no one singular event that disappoints or exhilarates like winning or losing a playoff game. I said a couple of years ago, if you're a successful organization you're going to set yourself up for this kind of disappointment. We want to be a player, we want to be an elite team, and hopefully, this is the beginning of that. I don't think many teams experienced the last four years from six wins to 13, down to five and then up to 11. So, we've got to smooth that out and, hopefully, this guy [Harbaugh] is going to help us do that."

What are your thoughts a year after hiring John Harbaugh as head coach on what he did this season?

(BISCIOTTI) "He's aged a little bit, hasn't he? Look at that. [Laughing] I think he's done a great job. John is just such a wonderful communicator; he's a very considerate person. I got to know John, but I also got to know his whole family this year, and they are a wonderful group. I'm very lucky. I got to see his dad and his brother within 10 minutes after that game, and I just said I'm very happy to know the Harbaugh family. And it is a family. It's the way he was raised. It's the way he was taught to treat people. And, I think the Ravens are going to benefit from that upbringing."

Have you given thought to what might have happened if Jason Garrett had accepted the head coaching position a year ago? (BISCIOTTI) "We'd be 5-11. [Laughing] I'm teasing. No, I really didn't, because that's such speculation. I have no idea how that would have gone. I really don't. It wouldn't be fair [to speculate]."

What do you think the likelihood of Ray Lewis returning is and would the team consider putting a franchise tag on Ray?

(BISCIOTTI) "That's a question for Ozzie. I don't see the franchise tag. I've been hopeful forever that we're going to work a deal. I said last year to you, in our one year interview – I don't think that other people are going to value Ray Lewis higher than we do. We know what he brings to the table, and he's showing that at 33 he's capable of playing like a 28-year-old. So, I've got my wife on a budget already to try and save some money so we can sign him."

How much will your personal relationship with Ray Lewis affect the negotiations?

(BISCIOTTI) "It won't. I can't avoid personal relationships with people that are high-quality people in this organization – you know what I mean – with the fear that that's going to taint the way I view this thing. I have so much respect for Ozzie Newsome. And that's more of a decision between John and Ozzie, and I hope I'm just having a dinner with Ray to celebrate a new contract. But, my friendship can't influence things like that or Ozzie wouldn't want me in this building. There are a lot of guys on this team that I admire, and Ray is really at the top of that list. And, nobody loves and respects Ray more than Ozzie. So, in Ozzie we trust, as they say."

What do you think Ray Lewis has meant to the Ravens organization?

(BISCIOTTI) "Wow. John has got a snapshot of it. I got involved in 2000, but I was a fan of Ray Lewis before I bought the team. There are very few people that I know in sports that transcend their statistics. We had the luxury of watching Cal Ripken simultaneously do the same thing to the Orioles. I think they bring a sense of continuity, a sense of leadership that we're all looking for. It's why we're all sports fans – to look up to people. And, I think Ray has given Baltimore that. I certainly don't want to see him in another uniform, but you guys document that well. There are some of the very greats of the game that have had to move on, and we're going to do our best to prevent that."

What other coaches do you expect may leave now that Rex Ryan has officially been named the Jets head coach?

(HARBAUGH) "We've allowed Mike Pettine to join Rex, obviously, as his defensive coordinator. That was a significant upgrade for Mike and an opportunity for him that we would not want to deny him. We think that's a loss as well. So, we've lost two very good coaches right here in the building. Like we talked with the team about the other day, we need to become stronger – in everything we do – players, coaches, scheme. In everything we do we need to become stronger and that goes for our coaching staff as well. So, we've pretty much decided – I'd say we've decided – to keep that [defensive coordinator] position in-house. We're talking to different guys right now on the staff trying to figure out what makes us best and makes us strongest. We have a number of good candidates here. They are tremendous coaches, and they all want to do what's best for our football team first and what's best for our players first. And, we'll work that out the next few days."

(BISCIOTTI) "I hear Buddy Ryan is available."

(HARBAUGH) "He'd be a Raven."

What role, if any, will you play with the other NFL owners in the negotiation of a new Collective Bargaining Agreement?

(BISCIOTTI) "Not much of one. I desired from the day I got in here to get on the broadcast committee, and when Roger [Goodell] took over for Paul [Tagliabue], he got a couple of young guys like me and Mark Richardson on the broadcast committee. He shifted up a lot of the committees. I don't have much experience dealing with labor unions. Those are the two main committees in the NFL, and I'm very happy to be on the broadcast side. I like the idea of negotiating to bring more money in than fighting how much money is going to go out. I'm not geared that way. So, I really am just going to watch and learn and see how it goes. I'm very hopeful that we're going to get this thing worked out and that we'll have continuation of play."

As an owner, how would you like the Ravens to be characterized as a team?

(BISCIOTTI) "There are some great images out there. What the Patriots have done... They've continued to lose coaches and lose great players and continued to grow. I think that success breeds success, and I think we're on the way. We've got a group of guys here, and I think that they want to play for John Harbaugh. And, that's a great start for us. And [we have] Ozzie Newsome. The nice thing about Ozzie not being here is that I can compliment him because he wouldn't allow me to do it if he was sitting up here. But, when you look at what John brought and the fresh ideas and the motivation he brought to this team



and then you look at what Ozzie did in free agency – you go down the list and you look at the free agents that we got – with one trade in the fourth round of the draft we got Fabian [Washington], and then we signed Frank Walker and Jim Leonhard and [Brendon] Ayanbadejo and Willie Anderson and Lorenzo Neal. For the cost of one high-priced free agent, he brought six guys in that made a major contribution in all three phases of the game. So, I've got the guys. I've got the kind of character in my coach and my GM that [I want]. It's there. I really believe that they'll bring the type of team that [I want]. There was no trouble in this team all year long – not inside the building or outside the building. I'm very proud of that. That's all I can hope for is that I have a team that the fans are proud of. And I think that our fans are proud of this team, and I hope to keep it that way."

Do you expect Chris McAlister to return next season?

(BISCIOTTI) "That's Oz. That's Ozzie and John. It's just not my job. It really isn't. I've gotten along very [well] with Chris McAlister over the years. He's a wonderful guy, he's got a great personality, he's always upbeat. If he fits into our plans, he will [be back]. But, with the salary cap, that's what you're looking at constantly."

How do you feel about Chris McAlister returning?

(HARBAUGH) "Chris McAlister is a heck of a player. We've said it all along throughout the course of the season. He's a really good person. If he wants to be a Raven, we'll see how it shakes out in the next few months, and we'll have some conversations about that. But, Chris McAlister is a good man and a good player, and we'll see what happens."

Can you talk how you will go about assessing and addressing needs in the offseason through free agency and the draft?

(HARBAUGH) "We're going to go about it like we do everything else. We're going to go to work, right? We've already started. Ozzie is down at the Senior Bowl, along with all of our scouts, Eric [DeCosta], working that part of it right now. Free agency, throughout the course of free agency from beginning to end, will be a big part of what we're doing, as well as the draft. Also, developing our players [is crucial]. We talked about the coaching staff. We've got to put the coaching staff together and continue to develop that part of it – develop the players throughout the of-season. It will be March 16 before we know it, and they'll be right back in here lifting. So, we've got a lot of plans to make."

Do you anticipate losing any others from your coaching staff or are they all under contract to stay?

(HARBAUGH) "All of our coaches are under contract. So, unless one of them has an opportunity to become a head coach somewhere we can control that. But, we're not really about keeping guys from looking at opportunities either. We want them to have opportunities, so we'll see what happens the next few weeks."

Would you like to say a few words about Rex Ryan?

(BISCIOTTI) "Probably it's better for John to speak because he knows what he is as a coach. But, I wish John had more time with Rex. It was a very difficult decision for me to pass Rex up as the coach. I know the defensive players wanted him last year. There's not a finer guy in the league. He is just a pleasure to be around. When we sat down after he didn't get the job, there was no sulking. I promised him that I would work with him more than I ever have. I think I spent a lot of time with Rex in teaching him some of the things that he needed to do. And, John then gave him the opportunity. John really gave him the opportunity to step up and learn what it was like to work cohesively with a head coach and an offensive coordinator, and Rex learned an awful lot this year. I think that he is going to be a great coach in the NFL. I don't see any reason why he can't be."

Have you had the time yet to reflect on your first season as a head coach?

(HARBAUGH) "I had the feeling you were going to ask that. I would say to some extent. We had a chance with the players to talk about the players. Obviously, Steve and Ozzie and Dick [Cass], we had a meeting on Monday and some of those things came up. You look back with some pride on what was accomplished. And [I have] some good feelings about our players and our coaches and what we've become together. We've become a football team. And that was the goal last January when we sat up here and talked about what we are going to be about. Our guys have established an identity. We're a rough, tough, disciplined, hard-working, blue-collar kind of football team. And that's what we wanted to be. And that's what we build on from here. We're looking forward all the time. Steve had talked about being satisfied. We're content with where we are at this time, but we're not satisfied. We wouldn't have been [if we had gone to the Super Bowl]. If we had been playing next week we wouldn't have been satisfied with that either. So, our guys understand that. We're excited to move forward."

Can you talk about the gratification of seeing the spirits of Baltimore lifted by the Ravens' success and playoff run?

(BISCIOTTI) "It is very gratifying. It really is. Like I said, I'm playing for pride. I'm in here for pride, that's it. And to make the fans happy and unified, it's very fulfilling to me. It's really [important]. I know it goes with winning. I know that people feel better when their team wins and so we try and win. But the ultimate is to hand the fans a trophy, and I'm not satisfied until we hand the fans a trophy. And that's what they were all excited about. I'm sure the productivity dropped significantly in Baltimore this week compared to what it was a month ago. It's tough when you lose, and I feel it as a fan and I wish we could have gone further. It means everything to me. I love that part of being an owner in the NFL – to see the fans proud of their team. That's what makes it significant for me."

What surprised you most about the season Joe Flacco had, from the time you first met him to the end of the season?

(HARBAUGH) "I wouldn't say anything surprised us. We had high expectations for Joe, and we were hopeful for a lot of reasons. But his ability to come back week after week and maintain a high level of focus and work ethic over the course of a long season – which is tough for any rookie, let alone a rookie quarterback in the NFL – to go as far as he did, I think that's very telling about what he's all about."

Can we assume that Flacco will be the starter next year with no competition?

(HARBAUGH) "There's always competition. Joe knows that. But he's our starter. He's our quarterback."

What are your thoughts on Flacco's development?

(BISCIOTTI) "There's just something about him that you just get the feeling that there's no setbacks on the horizon. There are a lot of quarterbacks out there that are called the 'chosen one,' and then three years later they're a backup somewhere else. So I'm not going to say that he's the quarterback of the next 12 years. I think you know that after three years. I don't think you can really say that after one. The thing is, I think Joe feels that way, too. I don't think he feels like he passed *the* test. I think he felt like he passed a test, and it was the first one. I think that in the next couple years, if we can continue to see his development... As it's been reported to me, he works harder than anybody in the building. He comes in on his day off on Tuesdays and works eight hours. I think one of you said – and I've repeated this 30 times – somebody said, 'How come every time I talk to Joe Flacco it seems like he just woke up from a nap?' There's something about him that just seems that he doesn't get too high or too low on anything, and I don't think he's very impressed with himself. I think he's going to go home, and I think he's going to spend the whole offseason thinking about the things he did wrong, not about the things he did right. So, for that, I'm pleased. We also know



he's a man of great character. As John pointed out, he's got some growth, but we know what kind of man we have. He's not going to be out late at night. So I think the sky is the limit for him."

Did any owners touch base with you regarding their coaching searches and ask about your experience with Harbaugh?

(BISCIOTTI) "No, but I had the opportunity to talk to the guys in St. Louis and the guys in New York, talked to Woody Johnson, the owner [of the New York Jets], about Rex. So I was on the other side of that now. It's probably another year or so before they start calling me and asking me how I ended up with [Harbaugh]. But I thought that I owed it to Rex to let them know why I felt why he was right and why he was right now and how he had grown into that job. So that was the extent of my work with the other owners, was with [Rams senior advisor/owners' representative] John Shaw, who was heading the search committee for the Rams, and Woody Johnson."

What do you think of this trend of teams hiring younger head coaches?

(BISCIOTTI) "You called it right. It's a trend. There was a trend for college coaches, and then a few of those situations go sour. Now, people are not running around offering college coaches the jobs after a few of those instances recently, and now it's guys without coordinator experience. Then it's going to go back to guys that have Super Bowl rings on, and there's certainly going to be a ton of them out there from the way that we can count them up next year with [Mike] Shanahan and maybe [Mike] Holmgren coming back and [Bill] Cowher and [Brian] Billick. There's an awful lot of guys out there that have that experience. But I think it's just a trend, and I think that it all cycles around."

What were you experiencing and thinking last Sunday with five minutes left against Pittsburgh?

(BISCIOTTI) "That we did it the week before in Tennessee. I mean, honest to God, that was really what it was. I think that you, just for a defense mechanism, you read and you listen and you watch and you figure that you've got a 50-50 chance of winning the game, but everybody's telling you that you're an underdog. You're playing a Super Bowl-winning quarterback in No. 7, and [Ben] Roethlisberger certainly did that. I sat there and watched one of the great quarterback performances that I've ever witnessed, and I think he was the difference in the game. But we had the ball with four minutes left in the Tennessee game and walked out of there with a win, and when we got the ball back I thought, 'Here we go again. We can do it again.' We had that experience a week earlier, so it was easier for me to conjure up an image of what was going to transpire in those last six minutes."

You have one of the top rivalries in the NFL now with the Steelers. Will you push for more primetime appearances next year?

(BISCIOTTI) "We'll get our primetime appearances. The league does what works for them. I'm glad that I get to say that I know there's this word 'hatred' for the Steelers in Baltimore, and you can say what you want, but it is respect. It is the kind of team that we want to be. If they're a notch above us right now – and three out of three contests ended in their favor – I would say that they're a notch above us now. I'm thrilled that arguably the best team, or certainly one of the top three teams, in this league is in our division. It's something for us to shoot for. I am glad that we are not the cream of our division. We didn't win the championship, we didn't win the division, and we're supposed to be pleased with where we are. But our sights are focused on beating Pittsburgh. If you start there and you climb that mountain, then we're probably going to be pretty good."

Do you look at wide receiver as a position where you may try to add some things and bolster the roster?

(HARBAUGH) "Well, you know what I'm going to say is we're going to try to get better in every spot. But certainly, receiver is one of them. Derrick Mason is a big part of our plans for the future. Mark Clayton is a big part of our plans going forward, Marcus Smith and all the guys that we have right now on our roster. There's going to be competition for those remaining spots, but we're going to try to upgrade there just like we're going to upgrade a couple different spots."

Can you update us on George Kokinis and whether you know if he'll be here or in Cleveland in the future?

(BISCIOTTI) "He's still going through the interview process. I spoke to him at length yesterday, and I believe he's got another interview scheduled for today."

Are you concerned with the way the economy may affect the Ravens and the NFL?

(BISCIOTTI) "Oh yeah, very concerned. We know what the economy is like. I've said this before: I'm not in this business to make money, but I'm also hoping not to lose money, and we're running on fairly small margins when it comes to cash flow. So all those companies in Baltimore that buy our suites and everything, I need them to keep on going, and I need the people to keep on buying tickets. So we have to be sensitive with increases and everything else, but it is definitely a factor, and it's the first time we're going to go through it. But I've been through economic downturns in my other business, and so I think that we know how to prepare for those kinds of things. But you can't prepare for loss of revenues. You just have to try and manage it the best you can and minimize the losses."

Is there anything you know about being an NFL head coach this January that you couldn't have imagined last January?

(HARBAUGH) "Those are the kinds of things that I really don't spend time thinking about, as you know. But I would say I know how important it is to have great people around you, and it starts at the top with Steve, Dick Cass, Ozzie Newsome, Kevin Byrne, a great coaching staff, good men as players. What you were talking about, Steve, is so important. Having character individuals on your football team and throughout your organization, that's more solidified in my mind than anything. There are a lot of good football players out there, and there are a lot of good football players and football coaches who are great people. Those are the guys we want."

A year ago, you were taking over a staff that included Rex Ryan, who was passed over for the job. Ryan is walking into a similar situation with the Jets and Brian Schottenheimer. Does that experience last year give him a unique perspective to explain to Schottenheimer why it's not necessarily the worst thing in the world?

(HARBAUGH) "That's a great perception, and Rex has talked about that a couple of times that we've had conversations about it. I think he feels like he can really help Brian Schottenheimer through that because of his experience last year and because of the help that he got from Steve Bisciotti and the people in this organization. I think he feels like that's a strength for him in dealing with Brian, and it'll be interesting to see how it works out."

Do you think Schottenheimer could be a help to Ryan in providing continuity much like Ryan did here last year?

(HARBAUGH) "It could be. Rex was very unique in that situation because our friendship predated [last year], so we had a relationship going in. I think we knew each other. I knew what he was about, he knew what I was about, and Rex handled it just as well as anybody could possibly handle it. I think we formed a partnership in putting this thing together this year. He has as much to do with whatever success we had this year as anybody in this organization just because of the type of man he is and the way he handled it and the type of leader he is. So, that'll be a big challenge for Brian if he takes on that role."



How impressed were you with how Kyle Boller handled his situation this year with the shoulder injury?

(HARBAUGH) "That's a great observation, and that's so true. Kyle Boller, he was on the team plane coming back after the game. He was with us [for] most of the games down the stretch here, especially the ones that meant so much. He was there supporting Joe, supporting Troy [Smith], the rest of our offense. [He was] in the meetings on Saturday night before the games and a big part of everything we were doing down the stretch. You know, it was disappointing for him. He had a chance to work with Cam Cameron and Hue Jackson and grow as quarterback. Then, all of a sudden, that shoulder thing pops up, and he's devastated by it. That's just the kind of person he is, and he was a big plus for our team."

What are your thoughts on O.J. Brigance and the impact he had on the team this year?

(BISCIOTTI) "It's just immeasurable. You know, my dad died when I was eight. He knew he was going to die for two years with leukemia. He didn't want the kids to know it, so we didn't know. We just thought he was going in for tests and stuff like that. The way he handled it and the way my mom handled it made it... My mom continued to call it and the letter that my dad wrote us was [about] what a blessing it was that God chose him. That's the way I was raised. So to be front and center as a grown man and see a guy like O.J. consider this a blessing, it really brings back a lot of memories for how I was raised. You'd have to know the man before the illness struck and see how he dealt with it. It's not about inspiration to this building. It's inspiration to all of us to see a guy handle what he's handled the way he's handled it. I can see if you were a player and you were watching an ex-player that had done so much for you in the past few years in the job that he had and see him struggle, I can imagine that the team concept and why they would rally around him and why they would play harder for him. But get your chance to sit down with O.J. because it's more important than what he did for this team. He's an inspiration to all of us. We can only hope that we can look at struggles the way that he has, as men and women. It's just fabulous."

The offensive line was one of the more underrated parts of this team. How important was Jason Brown to its success and how important is it to bring him back next year?

(HARBAUGH) "Well, it's important. Jason Brown obviously was the anchor of the offensive line in the sense that he's the center, made the calls. He's a big, physical center. He handles nose guards, which is important in this division, and we'll do our best just like we will with the other guys to bring him back. We've talked to him, and he wants to be here. We want him to be here. We'll just have to see how the economics shake out. You just do the best you can with that. If it works out, that'd be a plus for us."

Is Jim Leonhard likely in the same type of situation? What are your thoughts on his impact on this team?

(HARBAUGH) "No question, same answer as far as trying to bring him back. His impact was just dramatic. Dawan Landry is a heck of a safety. And for Jim Leonhard to come in and fill those shoes the way he did, I won't say that it was unexpected or that it was surprising because we all felt like he was a really good football player. He's a little bit undervalued athletically around the league, at least going into the season. He's probably not now. Here's a guy that finds a way to make plays all over the field. We had the turnovers against Tennessee, I think he was involved in all three, wasn't he? Plus the punt return. Then, it shows up again against Pittsburgh. It's really every game he's played, he's had a dramatic impact on. He's a valuable part of our defense."

Have you been getting calls about Hue Jackson, and can you reflect on the job he did with Flacco?

(HARBAUGH) "Hue did a tremendous job with Joe. Hue is one of the best offensive coaches in the league. He's recognized around the league as that. Hue is going to have a lot of opportunities to move up. Now, whether Hue chooses to do that or not this year or next year or sometime down the road, we'll just have to see. But Hue Jackson is a shining star, and he's a team guy. He's a humble man. I think he wants what's best for the Ravens right now, but he's going to have plenty of opportunities to go wherever he wants in this profession."

With the way this season started out, having a rookie head coach and quarterback, and then with all of the injuries that came up, did this team overachieve and to what degree?

(BISCIOTTI) "I don't like to say 'overachieve.' We achieved. To overachieve, you've set your bar lower than expected. I've seen this thing go up and down for nine years, and I can't put my finger on it. We talk about winning and chemistry and which one comes first. Winning does. There's no doubt in my mind. You start to win and the chemistry builds, and people get excited, and they believe in each other, and they work a little harder, and they get inspiration from people like O.J. Things snowball, and things work well. Chemistry is a result of winning. I don't think you're going to find many 4-12 teams out there bragging about their chemistry. So, no, I don't think we overachieved. I think that we got things in place. Everything you do, you're trying to build a champion. We didn't get there, so I think we underachieved. I think that's a fair statement. I don't want to say 'tongue-in-cheek,' but it's fair. We want to look at this like we underachieved. We were five minutes away from the Super Bowl, and who knows what would have happened. If we had lost two weeks from now in [Tampa], we would be just a little more disappointed than we are this week. So the higher you go, the farther you fall, but the quicker you regroup because you know that you've got a lot of questions answered. One I've got answered is I've got a quarterback and a coach that, going forward, I think are going to do great things together."

With the Collective Bargaining Agreement set to expire in the future, how does it affect teams' philosophy with negotiations and planning this offseason? How much has the NFL talked to teams about it?

(BISCIOTTI) "Well, all I can tell you is that the NFL is building a blueprint and making sure we are all educated on what ramifications are for a potential work stoppage. So it may alter the way that you structure contracts, but that really goes straight to Ozzie. They actually don't call me about that. Ozzie is my designee, and they're the ones that are letting him [know] so he can teach his staff that this is how we're going forward. But it's not really that much different."

You say "work stoppage," and that's going to put a shiver through fans' spines. Is there a big concern that could happen?

(BISCIOTTI) "Yeah. I mean, that's why we opted out of the contract, to try and make things right and get them aligned better for everybody. I think we will. I'm pretty confident we will. But right now, the union doesn't even have a director, so until they get somebody in there, then we can start moving forward with those negotiations. Like I said, I'm just going to be updated at the different meetings. I'm not going to be a participant in those meetings."

We've talked about a number of players, whether they'll be back or not. Is that one of the toughest parts of being a head coach, making those decisions?

(HARBAUGH) "Well, you know we have a process for that, and Ozzie [Newsome] talks about that all the time. I think part of the process is the coaching side of it and evaluating and laying out a plan football-wise. All the guys are important to us. We want to bring them all back if we can, because that gives you a chance to build up some strength. You understand you're not going to be able to do that, so you've got to prioritize to some extent. Then negotiations start, and I think Ozzie tries to put it together the best way that he can to keep us as strong as he possibly can. So, if you lose somebody you feel bad about that, because that's one of our brothers, so to speak, and we don't want to lose any of them. We're going to fight like crazy to try to keep them. We'll see if that can happen or not, but you're right, that's a difficult part of it."



Now that the game is over, can you update us on Samari Rolle? There were rumors he had surgery. What's wrong?

(HARBAUGH) "Yeah, he had a hip flexor issue. It was a partial tear of his hip flexor, and there was a chance he could have played in the Super Bowl. So, it wasn't a surgery-type situation. We were rehabbing him like crazy. We'd have been very hopeful to get him back for the Super Bowl, and I think there was a chance to do that. So that was the plan."

With Dawan Landry, is there any chance he might not be able to play next season, or is it your thoughts that you're very confident he'll be able to play?

(HARBAUGH) "We're very confident. Everything I've been told is that he'll be able to play next year. There's nothing that we've heard that he won't be able to."

Same question for guys like Kelly Gregg and Marshal Yanda. What's their progress and how does that impact you moving forward and preparing for next year?

(HARBAUGH) "Right, well the same answer for those guys. We're thinking all those guys will be back for the mini-camps, training camps as well. One of the issues that we look at in terms of improving our football team is bringing guys back that were injured this year. We have a number of guys that have been on IR [Injured Reserve], missed starts and all those different kinds of things. By those guys doing a great job in the offseason of getting healthy, getting themselves back to where they can be durable throughout the course of the season next year, we're going to be a better football team right there. That's before free agency, before the draft even comes around. That's encouraging. That's exciting."

Would you treat Ray Lewis' free agency differently? Often, in the past, it's been to go out and see what your market is and we'll see if we can get a deal. Would you be proactive and try to get him done before he gets out there?

(BISCIOTTI) "Yes. But we typically don't say, 'Go out and find your market value.' It really comes down to Ozzie and his agent being far apart instead of really close. If they're really close, then I think they believe that they're going to bang it out and get it done. If they're really far apart... You know, some guys go out there on the market and find out that their agent isn't able to get him the deal that he's saying they're trying to get. It's just up to Ozzie to find out what he's worth and then find out how big the gap is between he and the agent, and that usually dictates if the guy slides into free agency or not. Ray is not going to settle for something that he thinks is way below. Are we going to get a home town discount? I hope so, I really do. I mean, that means that we can find one more Jimmy Leonhard on the free agent market. And that's when I refer to the Patriots – that's what they do. You know, Tom Brady agreed to a contract that only put him in the top eight quarterbacks, or five quarterbacks, when he did that deal a few years ago. Yeah, that's what I hope my relationship with Ray is. I hope I get a discount so I can find another Jim Leonhard with the money we save. If he wants to go out there and maximize his money, and somebody is desperate for that kind of leadership, then there may be a big gap, and I'm not going to say to Oz, 'Go do it under any circumstance.' That wouldn't be fair to Ozzie. He's got a plan, and it's all pieces of the puzzle, and I could make one demand, and it would domino across the entire roster. And, I can't do that to him."

So you won't get involved, no matter what, at the 11th hour?

(BISCIOTTI) "No. I mean, no. I didn't in the last one. I don't see that happening. Like I said, Ray and I will talk, but Ray and I usually talk in generalities. We don't really talk specifics of contracts."

Three years ago, you said you didn't want your team's fortunes to be dictated by doors that open and close. Do you think you've achieved that?

(BISCIOTTI) "To be determined. I think that we're well on the way. I think that the decision that we made, that, you know... Listen, when this season started, I said to John, if we win six games and we've got our quarterback and coach of the future I'll be happy. He said, 'I won't.' And I said, 'I don't care, I'm not talking about you. I'm talking about me. I want you to know what the owner's expectations are, and I'm not looking at this year. You've got to build yourself up. Let's care about what we're going to look like in 2010, and make some long-term decisions as you go forward.' But as an owner, you want a coach and a quarterback that you feel can be in your organization for 10 years, and I'm very hopeful and very confident that we've got that. That's the extent of my job here."

Have you revised your expectations now, for 2009?

(BISCIOTTI) "Oh yeah, he isn't getting off the hook that easy. No way. [Laughing] No, John is always going to have higher expectations than me, and that's what I want in the leader of 53 men. I want him to be the one that has the high expectations. I'd like mine to be a little more realistic. He knows, let's face it, I want trophies, and I said last year I needed to find a Hall of Fame coach. So if he gets me a couple of them, he's probably on his way to doing that. So we'll see how that fans out."

During your exit interviews with the players, did you lay out to them your expectations for their participation in the offseason and being committed?

(HARBAUGH) "We laid out the whole thing – where we've been, where we're going, how we got to where we're at, what the future holds, and I don't think our guys were surprised by anything we talked about. And obviously, we think the offseason program is really important. It's important for a lot of different reasons, and it's going to be no less important this year. Different guys are at different stages in their career, so there are different expectations for what guys need to be doing in the offseason. But, getting in great condition, world-class condition, and being durable – those are two things that are really important to a successful football team. So, that part of it applies across the board."

You're kicker is 40 years old, and he's a free agent. Do you have confidence in him? Will you bring Matt Stover back?

(HARBAUGH) "He's 40 years old, he's a free agent, and he's still a really good kicker. We're not really too interested in weakening ourselves if we don't have to, but that remains to be determined as well. If we can bring him back, we will, and if we can't we're going to have to move in another direction. But again, we're hopeful that Matt will be here."

Having a year under your belt now, how does your offseason approach differ this year from last year, being that you know your players, your players know you and so forth?

(HARBAUGH) "That's a great point. We probably have a better feel for each guy individually, so we probably start off further down the road in understanding their needs in the offseason program, and we're further down the road with establishing what we're going to be about in all three phases of the X and O part of it, is further down the road. But we get less work. We have two less mini-camps that you get when you come in with a new staff – two extra mini-camps that Rex will have up in New York we won't have. So that will kind of negate the whole deal. But as far as our philosophy, nothing changed. We believe in working hard, blue collar, and I think our guys will be ready to do that."



This defense has been good for a long time. You talked about an in-house change with your coordinators. Do you suspect it will be the defense that the Ravens have played over the last several years?

(HARBAUGH) "It's certainly going to be the style of defense. We're going to be aggressive, attack-oriented, physical. Eleven guys running to the ball every single play, creating turnovers, those are all things that are so important."

From a scheme standpoint?

(HARBAUGH) "Well, we're going to be sound in everything we do, but whether... If Rex continued on as the defensive coordinator, we would be evolving the package just like you do every single year. I think the fact that you're talking about guys who have been in the room and have been part of the system, that system moves forward. So we'll continue to evolve the system just like you would always try to improve it, keep pace with the NFL, and make it as teachable and likeable, as Rex puts it, as we possibly can. But we've got to improve and we've got to get better in every area, and defense is part of it."

Your thoughts on coaching the Pro Bowl, you and Andy Reid being out there... Is there an opportunity to see a lot of players up close? Do you expect Haloti Ngata to be able to go to the game now?

(HARBAUGH) "As far as Haloti, we don't know yet. I really hope he can. It just depends on how the injury thing works out for the other defensive linemen. As far as coaching the Pro Bowl with Andy Reid, we've done that a few times, so we kind of know how that works. He'll just be on the other side of the fence. But, it's a good honor for our staff, it's a great opportunity for the families, and hopefully the other bowl will be the one that comes up the next time around."

In your everyday balancing act of juggling responsibilities as a team owner, what's your biggest challenge?

(BISCIOTTI) "I don't have any. I've got Dick Cass, and when I brought Dick in it was so he could do all that juggling. I'm just a basket case. I just sit around and worry – worry, hope and pray, and that's what an owner should be, as far as I'm concerned, unless you have an interest to dive in. Dick runs this organization, and he runs it great. And, I really don't have much stress, certainly in the offseason. I get to shut it down. These guys are working, obviously, around the clock, and they get a little break here and there. But it's pretty simple the way I've set myself up. I've carved out a pretty nice little job description."

Would this be a time when you look at the free agents and think maybe you'll take a leap with a guy even if you had to sacrifice the salary cap in the future?

(BISCIOTTI) "I think that we'll refer back to a couple of questions ago: I believe if you have a coach and a quarterback of the future, that that evens it out. If you look at the teams that have been back over and over to the playoffs, just peel them off – the Colts, [Tony] Dungy and [Peyton] Manning, and the Patriots with [Tom] Brady and [Bill] Belichick, the Eagles with Andy Reid and Donovan McNabb – it virtually is the only thing that you can look at and say that's the constant. They've got a long-term coach and a long-term quarterback, and that's why they have a chance to get to the playoffs every year. So yeah, I think that's the position we're going to be in. I remember New England taking a chance on Randy Moss, and people said, 'Oh, it could ruin their organization.' And it certainly didn't; it actually made them stronger. But they were winning Super Bowls without Randy Moss. So, that's where we'll be. That's the hope of an owner, is that you're sitting there wondering if you're one step away, or one player away, or something like that. And I'll be in that mix, and I know that Ozzie is the perfect guy for that. Ozzie is not going to go chasing dreams. He's so methodical in what he does, that if he comes to me like he did with T.O. [Terrell Owens] four years ago, five years ago, or whenever that was and said, 'It's time to take that chance,' I'm going to bet on Ozzie 10 out of 10 times. I just trust his judgment. He's a Hall of Famer. He understands team chemistry. He knows that a couple of wacky guys like Frank Walker make the team better not, you know... You guys, I would think, have enjoyed Frank. He's a funny guy. He's a funny guy to be around, and he has been anything but disruptive. So there are personalities that you can blend in that aren't all the same, that make for just a wonderful organization, and I hope that there are some guys out there, available, that we can nab to get over the top. But like I said, what Ozzie did got us over the top. We went from 5-11, and Ozzie got six guys, one in a trade and five in free agency that I mentioned – I'm sure there's a couple more – but a couple years earlier when he got Justin Bannan and guys like that, that have played significant roles in the team. Yeah, there's going to be one that's an elite player like we did with Steve McNair. You take a chance when it presents itself, and if you think that's the missing piece then... If John and Ozzie agree, then there's a really good chance I'm going to fall in line with that."



2008 SEASON IN REVIEW

Participation Chart

Game-by-Game Review

Game-by-Game Statistics

Team Offense & Defense

Passing

Rushing

Receiving

Punt Returns, Kickoff Returns & Punting

Individual Game-by-Game Defensive Statistics

Individual Game-by-Game Special Teams Statistics

Ravens Players: Career Single-Game Bests

Longest Plays from Scrimmage

Team Superlatives

Individual Superlatives

Turnover Table

Inside-the-20 Scoring

First Downs

Pass Completions by Distance

Seasonal Drive Charts

AFC Championship

Steelers 23 - Ravens 14

Pittsburgh (14-4)
Baltimore (13-6)

SUNDAY, JAN. 18, 2009

6:43 PM EDT

HEINZ FIELD

PITTSBURGH

Weather: 26 Cloudy, Wind W 12 mph // Attendance: 65,350 // Time: 3:35

The Ravens' playoff run ended with a 23-14 loss to the Pittsburgh Steelers. It was a battle of the NFL's top 2 defenses, and Baltimore fought through multiple injuries. S Daren Stone suffered a concussion on the opening kickoff, but he returned in the 2nd half. CB Frank Walker (dislocated shoulder) and CB Corey Ivy, who was blindsided by a downfield block from WR Limas Sweed, both left for brief moments before returning to the game. RB Willis M^cGahee didn't, though. M^cGahee, who rushed for a game-high 60 yards and 2 TDs on 20 carries, was carted off in the 4th quarter because of a helmet-to-helmet shot from S Ryan Clark. M^cGahee went to UMPC Presbyterian Hospital and was released the following day. After not committing a TO in his 1st 2 playoff games, QB Joe Flacco threw 3 INTs and lost a fumble. The Steelers notched 8 sacks on Flacco, who completed 13 of 30 passes for 141 yards and a QB rating of 18.2, his lowest of 2008. Pittsburgh took a 13-0 lead on 2 K Jeff Reed FGs and a 65-yard TD pass from QB Ben Roethlisberger to WR Antonio Holmes. Holmes caught it at Baltimore's 49-yard line as CB Fabian Washington slipped, and Holmes weaved through the secondary for the score. S Jim Leonhard returned a punt 45 yards to the Steelers' 17, which - along with a pass interference call in the end zone - set up M^cGahee's 3-yard TD run in the 2nd quarter. After another Reed FG, M^cGahee pulled the Ravens within 2 points (16-14 in the 4th quarter) with his 2nd TD. A botched punt from Pittsburgh's P Mitch Berger gave Baltimore the ball at midfield, and another end zone pass interference call led to McGahee's 1-yard TD run. On their ensuing series, the Ravens drove for a go-ahead score, but S Troy Polamalu jumped in front of WR Derrick Mason with 4:24 left and raced 40 yards to paydirt with Flacco's 2nd INT. His last INT - on an attempt over the middle to RB Ray Rice - sealed the outcome with 1:11 remaining.

BALTIMORE RAVENS

Offense

WR 89 M. Clayton
LT 71 J. Gaither
LG 66 B. Grubbs
C 60 J. Brown
RG 65 C. Chester
RT 79 W. Anderson
TE 86 T. Heap
WR 85 D. Mason
QB 5 J. Flacco
FB 33 L. M^cClain
RB 23 W. M^cGahee

Defense

RDT 90 T. Pryce
NT 92 H. Ngata
LDT 94 J. Bannan
LOLB 95 J. Johnson
LILB 52 R. Lewis
RILB 57 B. Scott
ROLB 55 T. Suggs
LCB 31 F. Washington
RCB 41 F. Walker
SS 36 J. Leonhard
FS 20 E. Reed

PITTSBURGH STEELERS

Offense

FL 86 H. Ward
LT 78 M. Starks
LG 68 C. Kemoeatu
C 62 J. Hartwig
RG 72 D. Stapelton
RT 74 W. Colon
TE 83 H. Miller
WR 10 S. Holmes
QB 7 B. Roethlisberger
TE 89 M. Spaeth
RB 39 W. Parker

Defense

DE 91 Aa. Smith
NT 98 C. Hampton
DE 99 B. Keisel
LOLB 56 L. Woodley
LILB 51 J. Farris
RILB 50 L. Foote
ROLB 92 J. Harrison
LCB 24 I. Taylor
FS 25 R. Clark
SS 43 T. Polamalu
RCB 20 B. McFadden

OFFICIALS -- Referee: William F. Carollo (63), Umpire: Ruben Fowler (71), Head Linesman: Ed Camp (134), Line Judge: Byron Boston (18), Side Judge: Scott Steenson (88), Field Judge: Gary Cavaletto (60), Back Judge: Tony Steratore (112)

SCORING	1	2	3	4	OT	TOTAL
Baltimore	0	7	0	7	-	14
Pittsburgh	6	7	3	7	-	23

FIELD GOALS - made () & missed
None
Je. Reed (34, 42, 46)

TEAM	QTR	TIME	PLAY DESCRIPTION (extra point)	DRIVE	SCORE
Steelers	1	11:22	Je. Reed 34 yd. Field Goal	7-50, 3:38	0-3
Steelers	1	6:11	Je. Reed 42 yd Field Goal	7-11, 1:19	0-6
Steelers	2	13:58	S. Holmes 65 yd. pass from B. Roethlisberger (Je. Reed kick)	3-66, 1:37	0-13
Ravens	2	2:40	W. M ^c Gahee 3 yd. run (M. Stover kick)	3-17, 0:57	7-13
Steelers	3	3:38	Je. Reed 46 yd. Field Goal	11-51, 5:29	7-16
Ravens	4	9:29	W. M ^c Gahee 1 yd. run (M. Stover kick)	6-58, 3:09	14-16
Steelers	4	4:24	T. Polamalu 40 yd. interception return (Je. Reed kick)		14-23

TEAM STATISTICS

	Ravens	Steelers
First Downs (total-rush-pass-penalty)	13-5-6-2	11-1-9-1
Total Yards - Plays - Average	198-58-3.4	275-65-4.2
Net Yards Rushing - Rushes - Average	73-25-2.9	52-28-1.9
Net Yards Passing - Times Thrown - Yds Lost - Gross Pass.	125-3-16-141	223-4-32-255
Passes Attempted - Completed - Intercepted	30-13-3	33-16-0
Punts / Number - Average	7-40.9	7-37.7
Penalties / Number - Yards	6-53	6-67
Fumbles / Number - Lost	3-1	2-1

INDIVIDUAL STATISTICS

	Baltimore:	Steelers:
Rushing	W. M ^c Gahee 20-60-2-14LG; M. Clayton 1-16-0-16LG L. M ^c Clain 1-3-0-3LG; R. Rice 1-2-0-2LG; J. Flacco 2-(-8)-0-0LG	W. Parker 24-47-0-7LG; M. Moore 1-6-0-6LG; N. Washington 1-1-0-1LG B. Roethlisberger 2-(-2)-0-(-1)LG
Receiving	R. Rice 3-43-0-22LG; D. Mason 3-41-0-16LG; T. Heap 3-26-0-20LG M. Clayton 2-18-0-15LG; W. M ^c Gahee 2-13-0-11LG	H. Miller 3-62-0-30LG; H. Ward 3-55-0-45LG; N. Washington 3-21-0-8LG S. Holmes 2-70-1-65LG; L. Sweed 2-20-0-14LG; C. Davis 1-20-0-20LG M. Moore 1-9-0-9LG; W. Parker 1-(-2)-0-(-2)
Passing	J. Flacco 30-13-141-3-0-22LG	B. Roethlisberger 33-16-255-0-1-65LG
Interceptions	None	T. Polamalu 1-40; T. Carter 1-5; D. Townsend 1-2
Sacks	T. Suggs 2-17; H. Ngata 1-8; M. Douglas 1-7	L. Woodley 2-9; Aa. Smith 1-7

Divisional Playoffs Ravens 13 - Titans 10

Baltimore (13-5)
Tennessee (13-4)

SATURDAY, JAN. 10, 2009 3:33 PM CST

LP FIELD

NASHVILLE

Weather: 53 Cloudy, Wind N/NW 11 mph // Attendance: 69,143 // Time: 3:07

Baltimore advanced to the AFC Championship game after a 13-10 victory over the top-seeded Tennessee Titans at LP Field. Two fierce defenses were featured in this hard-fought battle. It wasn't until K Matt Stover connected on a 43-yard FG with 53 seconds remaining that the outcome was decided. To get there, QB Joe Flacco, who became the NFL's 1st rookie signal-caller to win 2 playoff games, coolly led a 9-play, 51-yard drive to set up the clinching kick. Tennessee scored a TD on their 2nd drive. Pro Bowl RB Chris Johnson took a short pass from QB Kerry Collins in the left flat, eluded LB Bart Scott, and then ripped off a 28-yard gain. Johnson then finished the march with an 8-yard TD run. On the ensuing series, Flacco hooked up with WR Derrick Mason for a 48-yard TD bomb. A 7-7 tie was carried into the 4th quarter until Stover hit a 21-yard FG at the 14:14 mark of the final period. The Ravens foiled multiple Titans scoring attempts. Just before the 1st half ended, Tennessee marched to the Ravens' 22-yard line, but RB LenDale White was stripped by LB Jarret Johnson, and S Jim Leonhard recovered with 25 seconds on the clock. The Titans tried a 51-yard FG on 4th down instead of punting in the 3rd quarter, and K Rob Bironas pushed it WL. And in the 4th, Titans TE Alge Crumpler fumbled on the Ravens' 6-yard line. Tennessee knotted the game again after stopping the Ravens and taking advantage of the field position caused by Crumpler's lost fumble for Bironas' 27-yard FG. The Ravens made the most of their last possession. Flacco completed a 23-yard pass to TE Todd Heap for a critical 3rd-and-2 conversion to advance to midfield. RB Willis McGahee then made an 11-yard run, and Flacco found WR Mark Clayton for 8 yards to pull within Stover's range. With less than 1:00 to move down the field, Collins completed 1 pass (5 yards to Brandon Jones and his last 3 attempts fell to the turf.

BALTIMORE RAVENS

Offense

TE 89 M. Clayton
LT 71 J. Gaither
LG 66 B. Grubbs
C 60 J. Brown
RG 65 C. Chester
RT 79 W. Anderson
TE 86 T. Heap
WR 85 D. Mason
QB 5 J. Flacco
FB 42 L. Neal
RB 33 L. M^cClain

Defense

RDT 90 T. Pryce
NT 92 H. Ngata
LDT 94 J. Bannan
LOLB 95 J. Johnson
LILB 52 R. Lewis
RILB 57 B. Scott
ROLB 55 T. Suggs
LCB 31 F. Washington
RCB 22 S. Rolle
SS 36 J. Leonhard
FS 20 E. Reed

TENNESSEE TITANS

Offense

WR 19 J. McCareins
LT 71 M. Roos
LG 54 E. Amano
C 64 L. Harris
RG 73 J. Scott
RT 76 D. Stewart
TE 83 A. Crumpler
WR 12 J. Gage
QB 5 K. Collins
TE 80 B. Scaife
RB 28 C. Johnson

Defense

LE 90 J. Kearse
LT 97 T. Brown
RT 92 A. Haynesworth
RE 93 K. Vanden Bosch
LLB 50 D. Thornton
MLB 55 S. Tulloch
RLB 53 K. Bulluck
LCB 20 N. Harper
RCB 31 C. Finnegan
SS 24 C. Hope
FS 33 M. Griffin

OFFICIALS -- Referee: Terry McAulay (77), **Umpire:** Bruce Stritesky (102), **Head Linesman:** Wayne Mackie (106), **Line Judge:** Mark Steinkerchner (84), **Side Judge:** Michael Banks (72), **Field Judge:** Dyrol Prioleau (109), **Back Judge:** Robert Lawing (17)

SCORING	1	2	3	4	OT	TOTAL	FIELD GOALS – made () & missed	
Baltimore	7	0	0	6	-	13	M. Stover	(21, 43)
Tennessee	7	0	0	3	-	10	R. Bironas	51WL, (27)

TEAM	QTR	TIME	PLAY DESCRIPTION (extra point)	DRIVE	SCORE
Titans	1	4:38	C. Johnson 8 yd. run (R. Bironas kick)	6-65, 3:31	0-7
Ravens	1	1:20	D. Mason 48 yd. pass from J. Flacco (M. Stover kick)	8-80, 3:18	7-7
Ravens	4	14:10	M. Stover 21 yd. Field goal	6-38, 2:36	10-7
Titans	4	4:23	R. Bironas 27 yd. Field Goal	6-32, 3:00	10-10
Ravens	4	0:53	M. Stover 43 yd. Field Goal	9-51, 3:30	13-10

TEAM STATISTICS

	Ravens	Titans
First Downs (total-rush-pass-penalty)	9-3-5-1	21-4-16-1
Total Yards – Plays – Average	211-52-4.1	391-71-5.5
Net Yards Rushing – Rushes – Average	50-30-1.7	116-28-4.1
Net Yards Passing – Times Thrown – Yds Lost – Gross Pass.	161-0-0-161	275-1-6-281
Passes Attempted – Completed – Intercepted	22-11-0	42-26-1
Punts / Number – Average	8-42.8	4-53.3
Penalties / Number – Yards	8-40	12-89
Fumbles / Number – Lost	0-0	5-2

INDIVIDUAL STATISTICS

Rushing	Baltimore:	W. M ^c Gahee 12-32-0-11LG; L. M ^c Clain 12-12-0-8LG; J. Flacco 5-5-0-3LG L. Neal 1-1-0-1LG
	Tennessee:	C. Johnson 11-72-1-32LG; L. White 15-45-0-12LG; K. Collins 1-0-0-0LG Q. Ganther 1-(-1)-0-(-1)LG
Receiving	Baltimore:	D. Mason 5-78-1-48LG; M. Clayton 2-45-0-37LG; T. Heap 1-23-0-23LG L. Neal 1-7-0-7LG; W. M ^c Gahee 1-4-0-4LG; D. Wilcox 1-4-0-4LG
	Tennessee:	J. Gage 10-135-0-24LG; L. White 4-35-0-19LG; B. Scaife 4-23-0-14LG J. McCareins 2-24-0-17LG; B. Jones 2-16-0-11LG; A. Crumpler 2-9-0-7LG C. Johnson 1-28-0-28LG; A. Hall 1-11-0-11LG
Passing	Baltimore:	J. Flacco 22-11-161-0-1-48LG
	Tennessee:	K. Collins 42-26-281-1-0-28LG
Interceptions	Baltimore:	S. Rolle 1-3
	Tennessee:	None
Sacks	Baltimore:	T. Suggs 1-6
	Tennessee:	None

Wild Card

Ravens 27 - Dolphins 9

Baltimore (12-5)

Miami (11-6)

SUNDAY, JAN. 4, 2009

1:03 PM EST

DOLPHIN STADIUM

MIAMI

Weather: 79 Cloudy, Wind ESE 16 mph // Attendance: 74,240 // Time: 2:53

The Ravens forced 5 turnovers en route to a 27-9 win over the Miami Dolphins. Miami actually tied an NFL record with only 13 giveaways in 2008, but that didn't matter when S Ed Reed lined up across from QB Chad Pennington. Reed snared 2 INTs from Pennington, who only threw 7 INTs in the regular season. Reed took the 1st one 64 yards for a TD, the 12th score of his career. CB Fabian Washington and S Jim Leonhard also robbed Pennington, while LB Terrell Suggs recovered a fumble. Rookie QB Joe Flacco only completed 9 of 23 passes for 135 yards, but he did not toss an INT in his 1st playoff contest. Pennington, who was recently named the 2008 NFL Comeback Player of the Year, was 25-of-38 for 252 yards. Both teams traded FGs before the INTs began accumulating. At 8:56 in the 2nd quarter, Leonhard returned the 1st theft of the day 20 yards to Miami's 45-yard line, but the Ravens punted after a 3-and-out. On the following series, Reed ran under a rainbow from Pennington and weaved 64 yards for the TD. Baltimore added another K Matt Stover FG (31 yards) before the 1st half ended for a 13-3 Ravens' lead. Washington posted the 3rd INT just after halftime, which resulted in another Ravens 3-and-out. But DT Marques Douglas stripped RB Patrick Cobbs to end the Dolphins' ensuing drive, and Suggs recovered on Miami's 19-yard line. Four plays later, FB LeRon McClain, who rushed for 75 yards on 19 carries, scored from 8 yards. Reed continued to terrorize Pennington, ending Miami's most promising march. Pennington drove to Baltimore's 15-yard line, but Reed grabbed his 2nd INT at the 8-yard line in the 3rd. The Dolphins closed the margin to 20-9 with a 5-play drive culminating in a TD pass to RB Ronnie Brown, but it wasn't enough to overcome the deficit. The Ravens offense put the margin out of reach when a 71-yard drive - highlighted by a 48-yard run by RB Willis McGahee to the Miami 4-yard line - ended with a 5-yard scoring run from Flacco.

BALTIMORE RAVENS

Offense

TE 89 M. Clayton
 LT 71 J. Gaither
 LG 66 B. Grubbs
 C 60 J. Brown
 RG 65 C. Chester
 RT 79 W. Anderson
 TE 86 T. Heap
 WR 85 D. Mason
 QB 5 J. Flacco
 FB 33 L. McClain
 RB 42 L. Neal

Defense

RDT 90 T. Pryce
 NT 92 H. Ngata
 LDT 94 J. Bannan
 LOLB 95 J. Johnson
 LILB 52 R. Lewis
 RILB 57 B. Scott
 ROLB 55 T. Suggs
 LCB 31 F. Washington
 RCB 22 S. Rolle
 SS 36 J. Leonhard
 FS 20 E. Reed

MIAMI DOLPHINS

Offense

WR 19 T. Ginn
 LT 77 J. Long
 LG 57 A. Alleman
 C 64 S. Satele
 RG 68 I. Ndukwe
 RT 72 V. Carey
 TE 80 A. Fasano
 WR 15 D. Bess
 QB 10 C. Pennington
 FB 36 L. Polite
 RB 23 R. Brown

Defense

LE 70 K. Langford
 NT 95 J. Ferguson
 RE 91 V. Holliday
 SLB 98 M. Roth
 ILB 52 C. Crowder
 ILB 51 A. Ayodele
 WLB 55 J. Porter
 LCB 25 W. Allen
 RCB 21 A. Goodman
 FS 24 R. Hill
 SS 37 Y. Bell

OFFICIALS -- Referee: Ed Hochuli (85), Umpire: Chad Brown (31), Head Linesman: Mark Hittner (28), Line Judge: Ron Phares (10), Side Judge: Mike Weatherford (116), Field Judge: Tom Sifferman (118), Back Judge: Bill Schmitz (122)

SCORING	1	2	3	4	OT	TOTAL	FIELD GOALS - made () & missed
Baltimore	3	10	7	7	-	27	M. Stover (23, 31)
Miami	3	0	0	6	-	9	D. Carpenter (19)

TEAM	QTR	TIME	PLAY DESCRIPTION (extra point)	DRIVE	SCORE
Dolphins	1	8:17	D. Carpenter 19 yd. Field Goal	8-50, 4:15	0-3
Ravens	1	2:47	M. Stover 23 yd. Field Goal	11-59, 5:30	3-3
Ravens	2	2:30	E. Reed 64 yd. interception return (M. Stover kick)		10-3
Ravens	2	0:16	M. Stover 31 yd. Field Goal	7-46, 1:21	13-3
Ravens	3	7:33	L. McClain 8 yd. run (M. Stover kick)	4-19, 2:09	20-3
Dolphins	4	13:09	R. Brown 2 yd. pass from C. Pennington (kick blocked)	5-74, 1:51	20-9
Ravens	4	3:53	J. Flacco 5 yd. run (M. Stover kick)	8-71, 3:44	27-9

TEAM STATISTICS

	Ravens	Dolphins
First Downs (total-rush-pass-penalty)	16-8-7-1	18-5-11-2
Total Yards - Plays - Average	286-56-5.1	276-62-4.5
Net Yards Rushing - Rushes - Average	151-33-4.6	52-21-2.5
Net Yards Passing - Times Thrown - Yds Lost - Gross Pass.	135-0-0-135	224-3-28-252
Passes Attempted - Completed - Intercepted	23-9-0	38-25-4
Punts / Number - Average	5-43.4	3-44.0
Penalties / Number - Yards	7-59	4-34
Fumbles / Number - Lost	1-1	2-1

INDIVIDUAL STATISTICS

Rushing	Baltimore:	L. McClain 19-75-1-11LG; W. McGahee 7-62-0-48LG; J. Flacco 5-8-1-5LG L. Neal 1-4-0-4LG; T. Smith 1-2-0-2LG
	Miami:	R. Brown 12-19-0-6LG; R. Williams 4-17-0-11LG; L. Polite 3-15-0-11LG P. Cobbs 1-1-0-1LG; C. Pennington 1-0-0-0LG
Receiving	Baltimore:	D. Mason 4-71-0-31LG; M. Clayton 2-16-0-10LG; T. Heap 1-31-0-31LG W. McGahee 1-9-0-9LG; L. Neal 1-8-0-8LG
	Miami:	R. Brown 6-43-1-23LG; T. Ginn 5-38-0-9LG; P. Cobbs 4-55-0-30LG B. London 4-38-0-10LG; D. Martin 3-16-0-15LG; D. Bess 2-54-0-45LG R. Williams 1-8-0-8LG
Passing	Baltimore:	J. Flacco 23-9-135-0-0-31LG
	Miami:	C. Pennington 38-25-252-4-1-45LG
Interceptions	Baltimore:	E. Reed 2-76; J. Leonhard 1-20; F. Washington 1-12
	Miami:	None
Sacks	Baltimore:	T. Suggs 1-12; T. Pryce 1-6; J. Leonhard 0.5-5; H. Nakamura 0.5-5
	Miami:	None

16

Ravens 27 - Jaguars 7

Jacksonville (5-12)
Baltimore (11-5)

SUNDAY, DEC. 28, 2008

4:16 PM EST

M&T BANK STADIUM

BALTIMORE

Weather: 62 Cloudy, Wind WSW 18 mph // Attendance: 71,366 // Time: 2:48

With a 27-7 victory over the Jacksonville Jaguars, the Ravens clinched the 6th and final AFC playoff spot, rebounding from last year's 5-11 campaign. The Jaguars held a brief 7-3 lead in the 1st quarter, but with postseason hopes at stake, it was all Ravens from there. Baltimore mounted 3 long scoring drives in the 2nd quarter, securing a Wild Card showdown with the Miami Dolphins in South Florida. During that game-changing outburst, rookie QB Joe Flacco completed 12 of 13, setting up 2 TD runs from FB LeRon McClain and another by RB Willis McGahee. Jaguars QB David Garrard answered K Matt Stover's opening 32-yard FG with a TD pass to RB Alvin Pearman. But the Ravens employed a no-huddle offense after Pearman scored, and Flacco completed 6 of 7 passes for 69 yards to set up McClain's 5-yard rumble across the goal line for his team-leading 9th TD. McClain's 10th, a 1-yard plunge, came following a 47-yard bomb from Flacco to WR Mark Clayton. In between, McGahee added a 13-yard TD, capping a 77-yard march where Flacco found WR Derrick Mason from 39 yards and then on a 16-yard flea flicker. The flurry of Ravens points made it 24-7 at the half, and Baltimore then shut down any attempt at a Jaguars comeback. Jacksonville marched to Baltimore's 20-yard line after the break, but turned the ball over on downs when Garrard misfired on a 4th-and-4 pass to WR Dennis Northcutt. Baltimore used that possession to post a 41-yard FG from Stover and complete the scoring. The Jaguars never made it to Ravens territory again until getting to the 31 on their last drive. Even then, a shot to the end zone was intercepted by S Ed Reed, his 2nd of the game and NFL-best 9th of the season. Baltimore's defensive effort was also aided by LB Ray Lewis' 2 FRs. Mason posted 6 receptions for 77 yards, going over 10,000 yards for his career (10,061), while Clayton led all receivers with 4 grabs for 128 yards.

JACKSONVILLE JAGUARS

Offense

WR 84 T. Williamson
LT 69 K. Barnes
LG 77 U. Nwaneri
C 63 B. Meester
RG 62 D. Norman
RT 79 T. Pashos
TE 89 M. Lewis
TE 85 R. Angulo
TE 83 G. Estandia
QB 9 D. Garrard
RB 32 M. Jones-Drew

Defense

DE 91 D. Harvey
DT 98 J. Henderson
DT 92 R. Meier
DE 97 R. Hayward
OLB 51 C. Ingram
MLB 54 M. Peterson
OLB 56 J. Durant
CB 21 D. Florence
SS 43 G. Sensabaugh
FS 25 R. Nelson
CB 29 B. Williams

BALTIMORE RAVENS

Offense

WR 89 M. Clayton
LT 71 J. Gaither
LG 66 B. Grubbs
C 60 J. Browns
RG 65 C. Chester
RT 79 W. Anderson
TE 86 T. Heap
WR 85 D. Mason
QB 5 J. Flacco
RB 33 L. McClain
FB 42 L. Neal

Defense

LDT 94 J. Bannan
NT 92 H. Ngata
RDT 90 T. Pryce
LOLB 95 J. Johnson
LILB 52 R. Lewis
RILB 57 B. Scott
ROLB 55 T. Suggs
LCB 41 F. Walker
RCB 22 S. Rolle
FS 20 E. Reed
SS 36 J. Leonhard

OFFICIALS -- Referee: Alberto Riveron (57), Umpire: Roy Ellison (81), Head Linesman: Ed Camp (134), Line Judge: Ron Phares (10), Side Judge: Joe Larrew (73), Field Judge: Steve Zimmer (33), Back Judge: Lee Dyer (27)

SCORING	1	2	3	4	OT	TOTAL
Jacksonville	7	0	0	0	-	7
Baltimore	3	21	3	0	-	27

FIELD GOALS - made () & missed
None
M. Stover (32), 48WL, (41)

TEAM	QTR	TIME	PLAY DESCRIPTION (extra point)	DRIVE	SCORE
Ravens	1	9:25	M. Stover 32 yd. Field Goal	10-65, 5:35	0-3
Jaguars	1	0:48	A. Pearman 23 yd. pass from D. Garrard (J. Scobee kick)	5-50, 2:14	7-3
Ravens	2	10:58	L. McClain 5 yd. run (M. Stover kick)	10-78, 4:50	7-10
Ravens	2	4:52	W. McGahee 13 yd. run (M. Stover kick)	8-77, 4:20	7-17
Ravens	2	0:44	L. McClain 1 yd. run (M. Stover kick)	6-71, 1:21	7-24
Ravens	3	3:26	M. Stover 41 yd. Field Goal	8-58, 3:54	7-27

TEAM STATISTICS

	Jaguars	Ravens
First Downs (total-rush-pass-penalty)	14-6-6-2	20-8-11-1
Total Yards - Plays - Average	245-53-4.6	431-62-7.0
Net Yards Rushing - Rushes - Average	118-27-4.4	127-34-3.7
Net Yards Passing - Times Thrown - Yds Lost - Gross Pass.	127-1-0-127	304-3-18-322
Passes Attempted - Completed - Intercepted	25-14-2	25-18-0
Punts / Number - Average	4-46.5	4-38.3
Penalties / Number - Yards	7-28	7-55
Fumbles / Number - Lost	3-2	1-0

INDIVIDUAL STATISTICS

Rushing	Jacksonville:	M. Jones-Drew 23-78-0-23LG; D. Garrard 4-40-0-22LG
	Baltimore:	L. McClain 25-70-2-8LG; J. Parmele 2-27-0-31LG W. McGahee 4-24-1-13LG; L. Neal 2-3-0-3LG; D. Mason 1-3-0-3LG
Receiving	Jacksonville:	D. Northcutt 5-35-0-12LG; R. Williams 2-16-0-10LG A. Pearman 1-23-1-23LG; M. Walker 1-23-0-23LG M. Jones-Drew 1-10-0-10LG; G. Estandia 1-9-0-9LG; M. Owens 1-7-0-7LG R. Angulo 1-4-0-4LG; M. Lewis 1-0-0-0LG
	Baltimore:	D. Mason 6-77-0-39LG; M. Clayton 4-128-0-48LG; T. Heap 3-25-0-12LG W. McGahee 2-25-0-13LG; T. Smith 1-36-0-36LG; E. Jones 1-25-0-25LG L. Neal 1-6-0-6LG
Passing	Jacksonville:	D. Garrard 25-14-127-2-1-23LG
	Baltimore:	J. Flacco 23-17-297-0-0-48LG; T. Smith 2-1-25-0-0-25LG
Interceptions	Jacksonville:	None
	Baltimore:	E. Reed 2-44; H. Ngata 0-7
Sacks	Jacksonville:	D. Harvey 2-10; J. Mincey 1-8
	Baltimore:	C. Ivy 1-0

15

Ravens 33 - Cowboys 24

Baltimore (10-5)

Dallas (9-7)

SUNDAY, DEC. 20, 2008

7:15 PM CST

TEXAS STADIUM

DALLAS

Weather: 45, No wind // Attendance: 63,800 // Time: 3:24

Baltimore defeated the Dallas Cowboys, 33-24, to spoil the celebration at the final game at Texas Stadium. Dallas closed to within 2 points twice in the 4th quarter, but the Ravens broke a pair of long TD runs to extend their lead both times. RB Willis M^cGahee (8 carries for 108 yards) burst up the middle to sprint 77 yards for a touchdown at the 3:32 mark, countering a 7-yard TD strike from Cowboys QB Tony Romo to WR Terrell Owens that narrowed the margin to 19-17. Then, after Romo answered M^cGahee with a 21-yard TD pass to TE Jason Witten, the Ravens' very next offensive play saw FB LeRon M^cClain (22 attempts for 139 yards) bounce off the right side of the OL for an 82-yard TD scamper. M^cClain's run was not only a career high, but it was the longest ever for an opponent at the Cowboys' venerable home. The Ravens had their share of early troubles, however. QB Joe Flacco, who finished 17-of-25 for 149 yards and a 96.9 passer rating, was sacked 5 times in the 1st half, losing a fumble on his initial drive of the game when he was sack-stripped by DE DeMarcus Ware. Backed up to his own 8-yard line because of an INT from S Ed Reed on the game's 4th play, Flacco did not see Ware and lost his 2nd fumble this season. The Cowboys converted the positive field position to open the scoring on a RB Tashard Choice TD plunge. Baltimore kept close with 26- and 29-yard FGs from K Matt Stover, and then took a 9-7 lead when Stover hit from 37 yards just before halftime. The score was set up by Reed's 2nd INT (7th of the season) and return to midfield. A 13-yard TD pass from Flacco to WR Derrick Mason in the 3rd quarter put the Ravens ahead 16-7. The courageous Mason, who finished with 6 catches for 66 yards, left the game on 3 separate occasions because of a painful shoulder injury and couldn't even lift his left arm in celebration.

BALTIMORE RAVENS

Offense

TE 78 A. Terry
 LT 71 J. Gaither
 LG 66 B. Grubbs
 C 60 J. Brown
 RG 65 C. Chester
 RT 79 W. Anderson
 TE 86 T. Heap
 WR 85 D. Mason
 QB 5 J. Flacco
 RB 33 L. M^cClain
 FB 42 L. Neal

Defense

LDT 94 J. Bannan
 NT 92 H. Ngata
 RDT 90 T. Pryce
 LOLB 95 J. Johnson
 LILB 52 R. Lewis
 RILB 57 B. Scott
 ROLB 55 T. Suggs
 LCB 31 F. Washington
 RCB 22 S. Rolle
 FS 20 E. Reed
 SS 36 J. Leonhard

DALLAS COWBOYS

Offense

WR 81 T. Owens
 LT 76 F. Adams
 LG 71 C. Procter
 C 65 A. Gurode
 RG 70 L. Davis
 RT 75 M. Colombo
 TE 82 J. Witten
 WR 11 Roy E. Williams
 QB 9 T. Romo
 TE 89 T. Curtis
 RB 23 T. Choice

Defense

LE 96 M. Spears
 NT 90 J. Ratliff
 RE 99 C. Canty
 SLB 98 G. Ellis
 MILB 56 B. James
 MOLB 55 Z. Thomas
 WLB 94 D. Ware
 LCB 41 T. Newman
 RCB 42 A. Henry
 FS 26 K. Hamlin
 SS 29 K. Davis

OFFICIALS -- Referee: Ed Hochuli (85), Umpire: Chad Brown (31), Head Linesman: Mark Hittner (28), Line Judge: Tim Podraza (47), Side Judge: Mike Weatherford (116), Field Judge: Tom Sifferman (118), Back Judge: Bill Schmitz (122)

SCORING	1	2	3	4	OT	TOTAL
Baltimore	3	6	7	17	-	33
Dallas	7	0	0	17	-	24

FIELD GOALS - made () & missed	
M. Stover	(26, 29, 37, 35)
N. Folk	(35)

TEAM	QTR	TIME	PLAY DESCRIPTION (extra point)	DRIVE	SCORE
Cowboys	1	11:05	T. Choice 2 yd. run (N. Folk kick)	3-4, 0:51	0-7
Ravens	1	6:14	M. Stover 26 yd. Field Goal	10-64, 4:51	3-7
Ravens	2	10:54	M. Stover 29 yd. Field Goal	10-35, 4:22	6-7
Ravens	2	0:00	M. Stover 37 yd. Field Goal	4-32, 0:27	9-7
Ravens	3	2:51	D. Mason 13 yd. pass from J. Flacco (M. Stover kick)	7-37, 3:21	16-7
Cowboys	4	11:28	N. Folk 35 yd. Field Goal	12-51, 6:23	16-10
Ravens	4	6:30	M. Stover 35 yd. Field Goal	9-55, 4:58	19-10
Cowboys	4	3:50	T. Owens 7 yd. pass from T. Romo (N. Folk kick)	8-70, 2:40	19-17
Ravens	4	3:32	W. M ^c Gahee 77 yd. run (M. Stover kick)	1-77, 0:18	26-17
Cowboys	4	1:36	J. Witten 21 yd. pass from T. Romo (N. Folk kick)	11-71, 1:56	26-24
Ravens	4	1:18	L. M ^c Clain 82 yd. run (M. Stover kick)	1-82, 0:18	33-24

TEAM STATISTICS

	Ravens	Cowboys
First Downs (total-rush-pass-penalty)	20-8-7-5	16-6-10-0
Total Yards - Plays - Average	388-66-5.9	327-68-4.8
Net Yards Rushing - Rushes - Average	265-36-7.4	92-21-4.4
Net Yards Passing - Times Thrown - Yds Lost - Gross Pass.	123-5-26-149	235-2-17-252
Passes Attempted - Completed - Intercepted	25-17-0	45-24-2
Punts / Number - Average	5-52.2	6-38.3
Penalties / Number - Yards	3-19	10-86
Fumbles / Number - Lost	5-1	2-0

INDIVIDUAL STATISTICS

Rushing	Baltimore:	L. M ^c Clain 22-139-1-82LG; W. M ^c Gahee 8-108-1-77LG; S. Koch 1-9-0-9LG L. Neal 1-5-0-5LG; J. Flacco 4-4-0-14LG
	Dallas:	T. Choice 17-90-1-29LG; T. Romo 2-2-0-2LG; M. Barber 2-0-0-1LG
Receiving	Baltimore:	D. Mason 6-66-1-19LG; M. Clayton 4-35-0-13LG W. M ^c Gahee 3-21-0-21LG; T. Heap 2-24-0-23LG; L. M ^c Clain 1-4-0-4LG L. Neal 1-(-1)-0-(-1)LG
	Dallas:	T. Choice 7-25-0-8LG; J. Witten 5-87-1-35LG; T. Owens 5-63-1-22LG P. Crayton 3-58-0-25LG; Roy E. Williams 3-12-0-8LG M. Barber 1-7-0-7LG
Passing	Baltimore:	J. Flacco 25-17-149-0-1-23LG
	Dallas:	T. Romo 45-24-252-2-2-35LG
Interceptions	Baltimore:	E. Reed 2-29
	Dallas:	None
Sacks	Baltimore:	J. McClain 1-12; R. Lewis 0.5-2.5; T. Suggs 0.5-2.5
	Dallas:	K. Burnett 1-6; M. Spears 1-6; D. Ware 1-5; B. James 1-0; G. Ellis 0.5-4.5 J. Ratliff 0.5-4.5

14

Steelers 13 - Ravens 9

Pittsburgh (11-3)
Baltimore (9-5)

SUNDAY, DEC. 14, 2008

4:15 PM EDT

M&T BANK STADIUM

BALTIMORE

Weather: 45 Mostly Cloudy, Wind SSE 14 mph // Attendance: 71,502 // Time: 3:11

In an epic clash of the NFL's top 2 defenses, it was the Pittsburgh Steelers' offense that captured a 13-9 victory over the Ravens. Pittsburgh drove 92 yards in 12 plays to score a controversial winning TD with 43 seconds left in the game. WR Santonio Holmes hauled in a 4-yard scoring pass from QB Ben Roethlisberger to cap the Steelers' final march. Facing 3rd-and-goal on Pittsburgh's 4-yard line, Roethlisberger bought time with his legs before finding Holmes, who had 2 feet in the end zone but seemed to grasp the ball outside of it as S Ed Reed tackled him to the 1-yard line. It was originally ruled that Holmes did not score, but after a booth review, referee Walt Coleman reversed the call when he saw a tip of the ball cross the barrier. K Matt Stover booted 3 FGs (28, 26 and 28 yards) for the Ravens, while Pittsburgh came away with a pair of FGs before the game's only TD. The Ravens were clinging to a 9-3 lead when LB Terrell Suggs sacked Roethlisberger on the 1st play of the 4th quarter and jarred the ball loose into the hands of DT Brandon McKinney. But Baltimore could not convert the TO into points and ended up punting after a 3-and-out. The Steelers then drove to the Ravens' 12 with the help of a 30-yard completion to WR Hines Ward, setting up a 30-yard FG from K Jeff Reed. The Ravens were forced to punt again when QB Joe Flacco was sacked by LB Lawrence Timmons and fumbled. The play had started on Pittsburgh's 27-yard line, but the Ravens were pushed out of Stover's range when RB Willis M^cGahee recovered the ball at the 41. Pittsburgh then took possession on its own 8-yard line with 3:36 remaining and rallied for the TD. Baltimore gained 112 rushing yards against the NFL's best run defense, including a game-high 87 from FB LeRon M^cClain (23 attempts).

PITTSBURGH STEELERS

Offense

FL 86 H. Ward
LT 78 M. Starks
LG 68 C. Kemoeatu
C 62 J. Hartwig
RG 72 D. Stapelton
RT 74 W. Colon
TE 83 H. Miller
TE 89 M. Spaeth
SE 10 S. Holmes
QB 7 B. Roethlisberger
RB 39 W. Parker

Defense

DE 91 Aa. Smith
NT 98 C. Hampton
DE 90 T. Kirschke
LOLB 56 L. Woodley
LILB 51 J. Farris
RILB 50 L. Foote
ROLB 92 J. Harrison
LCB 24 I. Taylor
FS 25 R. Clark
SS 43 T. Polamalu
RCB 20 B. McFadden

BALTIMORE RAVENS

Offense

LWR 89 M. Clayton
RWR 85 D. Mason
LT 71 J. Gaither
LG 66 B. Grubbs
C 60 J. Brown
RG 65 C. Chester
RT 79 W. Anderson
TE 86 T. Heap
QB 5 J. Flacco
FB 42 L. Neal
RB 33 L. M^cClain

Defense

RDT 90 T. Pryce
NT 92 H. Ngata
LDT 94 J. Bannan
LOLB 95 J. Johnson
LILB 52 R. Lewis
RILB 57 B. Scott
ROLB 55 T. Suggs
LCB 31 F. Washington
SS 36 J. Leonhard
FS 20 E. Reed
RCB 22 S. Rolle

OFFICIALS -- Referee: Walt Coleman (65), Umpire: Udney Wash (96), Head Linesman: Paul Weidner (87), Line Judge: Carl Johnson (101), Side Judge: Rick Patterson (15), Field Judge: Eddy Powers (38), Back Judge: Gregory Steed (12)

SCORING	1	2	3	4	OT	TOTAL
Pittsburgh	0	3	0	10	-	13
Baltimore	0	6	3	0	-	9

FIELD GOALS - made () & missed	
Je. Reed	(31, 30)
M. Stover	(28, 26, 28)

TEAM	QTR	TIME	PLAY DESCRIPTION (extra point)	DRIVE	SCORE
Ravens	2	12:30	M. Stover 28 yd. Field Goal	7-33, 2:30	0-3
Steelers	2	5:44	Je. Reed 31 yd. Field Goal	14-68, 6:46	3-3
Ravens	2	0:49	M. Stover 26 yd. Field Goal	15-69, 4:55	3-6
Ravens	3	6:02	M. Stover 28 yd. Field Goal	4-6, 1:32	3-9
Steelers	4	9:26	Je. Reed 30 yd. Field Goal	9-54, 3:52	6-9
Steelers	4	0:43	S. Holmes 4 yd. pass from B. Roethlisberger (Je. Reed kick)	12-92, 2:53	13-9

TEAM STATISTICS

	Steelers	Ravens
First Downs (total-rush-pass-penalty)	18-5-13-0	12-4-8-0
Total Yards - Plays - Average	311-70-4.4	202-61-3.3
Net Yards Rushing - Rushes - Average	91-27-3.4	112-31-3.6
Net Yards Passing - Times Thrown - Yds Lost - Gross Pass.	220-3-26-246	90-2-25-115
Passes Attempted - Completed - Intercepted	40-22-0	28-11-2
Punts / Number - Average	6-42.0	7-41.7
Penalties / Number - Yards	6-48	6-40
Fumbles / Number - Lost	3-2	1-0

INDIVIDUAL STATISTICS

Rushing	Pittsburgh:	W. Parker 14-47-0-10LG; B. Roethlisberger 4-21-0-9LG M. Moore 7-16-0-5LG; N. Washington 1-6-0-6LG; G. Russell 1-1-0-1LG
	Baltimore:	L. M ^c Clain 23-87-0-10LG; W. M ^c Gahee 6-18-0-5LG; J. Flacco 1-5-0-5LG L. Neal 1-2-0-2LG
Receiving	Pittsburgh:	H. Ward 8-107-0-30LG; N. Washington 5-76-0-24LG H. Miller 3-26-0-17LG; S. Holmes 3-21-1-9LG; W. Parker 2-9-0-5LG S. McHugh 1-7-0-7LG
	Baltimore:	M. Clayton 3-38-0-19LG; D. Mason 3-23-0-11LG; L. Neal 2-15-0-12LG W. M ^c Gahee 2-15-0-14LG; T. Heap 1-24-0-24LG
Passing	Pittsburgh:	B. Roethlisberger 40-22-246-0-1-30LG
	Baltimore:	J. Flacco 28-11-115-2-0-24LG
Interceptions	Pittsburgh:	W. Gay 1-12; R. Clark 1-0
	Baltimore:	None
Sacks	Pittsburgh:	L. Timmons 1-14; Aa. Smith 1-11
	Baltimore:	E. Reed 1-9; T. Suggs 1-9; R. Lewis 1-8

13

Ravens 24 - Redskins 10

Washington (7-6)
Baltimore (9-4)

SUNDAY, DEC. 7, 2008

8:23 PM EDT

M&T BANK STADIUM

BALTIMORE

Weather: 29 Clear, Cold Wind WNW 20 mph // Attendance: 71,438 // Time: 3:08

The Ravens displayed their tough, physical identity in a gritty 24-10 win over the Washington Redskins. Baltimore ground out a 12-play, 83-yard drive late in the 4th quarter that had 10 bruising runs from 260-pound FB LeRon M^cClain en route to QB Joe Flacco's clinching 28-yard TD pass to WR Derrick Mason. The march stopped any thought of a Washington comeback, even though the Redskins posted 10 points in the final period to get within 7 at 17-10. The Ravens jumped out to a 2-TD lead in the 1st quarter because of 2 spectacular plays from S Ed Reed. The Pro Bowl defender snared an INT on the opening series to set up an 8-yard TD run for M^cClain, and then Reed returned a fumble 22 yards to the end zone 2:29 after that. Two 2nd-half Ravens turnovers offered short fields to finally light the scoreboard, but it wasn't enough to climb back in the game after Reed's outburst. On the 3rd play of the night, Reed grabbed a fluttering throw from QB Jason Campbell around midfield after the ball was tipped by LB Terrell Suggs. M^cClain rumbled across the goal line for his team-best 8th TD 5 plays later. Both teams traded punts before Reed stripped RB Clinton Portis on an 11-yard rush and scored with the FR, his 11th-career TD. K Matt Stover extended the lead to 17-0 with a 32-yard FG, but the Redskins then capitalized on the 2 Ravens' turnovers. Flacco tossed his first INT in 3 weeks at the Baltimore 26-yard line just before the 4th quarter, leading to K Shaun Suisham's 43-yard FG. On the Ravens' ensuing series, RB Willis M^cGahee - who totaled 32 yards on 11 carries before leaving the game in the 4th quarter with a shoulder stinger and mild concussion - lost a fumble on Baltimore's 43-yard line. Campbell then found WR Antwaan Randle El for a 5-yard TD at the 11:32 mark, trimming the margin to 7. But the Ravens responded with their defining drive, ruggedly moving downfield on M^cClain's legs and capping their night at the 3:35 mark with the TD throw to Mason.

WASHINGTON REDSKINS

Offense

WR 89 S. Moss
LT 60 C. Samuels
LG 66 P. Kendall
C 61 C. Rabach
RG 77 R. Thomas
RT 76 J. Jansen
TE 47 C. Cooley
WR 82 A. Randle El
QB 17 J. Campbell
FB 45 M. Sellers
RB 26 C. Portis

Defense

DE 92 D. Evans
DT 96 C. Griffin
DT 94 A. Montgomery
DE 55 J. Taylor
SLB 54 H. Blades
MLB 59 L. Fletcher
SLB 52 R. McIntosh
LCB 23 D. Hall
RCB 22 C. Rogers
SS 48 C. Horton
FS 30 L. Landry

BALTIMORE RAVENS

Offense

LWR 89 M. Clayton
RWR 85 D. Mason
LT 71 J. Gaither
LG 66 B. Grubbs
C 60 J. Brown
RG 65 C. Chester
RT 79 W. Anderson
TE 86 T. Heap
QB 5 J. Flacco
FB 33 L. M^cClain
RB 23 W. M^cGahee

Defense

RDT 90 T. Pryce
NT 92 H. Ngata
LDT 94 J. Bannan
LOLB 95 J. Johnson
LILB 52 R. Lewis
RILB 57 B. Scott
ROLB 55 T. Suggs
LCB 31 F. Washington
SS 36 J. Leonhard
FS 20 E. Reed
RCB 22 S. Rolle

OFFICIALS -- Referee: Terry McAulay (77), Umpire: Bruce Stritesky (102), Head Linesman: Wayne Mackie (106), Line Judge: Mark Steinkerchner (84), Side Judge: Michael Banks (72), Field Judge: Dyrol Prioleau (109), Back Judge: Robert Lawing (17)

SCORING	1	2	3	4	OT	TOTAL
Washington	0	0	0	10	-	10
Baltimore	14	0	3	7	-	24

FIELD GOALS - made () & missed	
S. Suisham	48WR, (43)
M. Stover	(32)

TEAM	QTR	TIME	PLAY DESCRIPTION (extra point)	DRIVE	SCORE
Ravens	1	11:59	L. M ^c Clain 8 yd. run (M. Stover kick)	5-55, 2:06	0-7
Ravens	1	9:30	E. Reed 22 yd. fumble return (M. Stover kick)		0-14
Ravens	3	4:11	M. Stover 32 yd. Field Goal	14-65, 6:33	0-17
Redskins	4	13:40	S. Suisham 43 yd. Field Goal	6-1, 2:11	3-17
Redskins	4	11:27	A. Randle El 5 yd. pass from J. Campbell (S. Suisham kick)	5-30, 1:42	10-17
Ravens	4	3:35	D. Mason 28 yd. pass from J. Flacco (M. Stover kick)	12-83, 7:52	10-24

TEAM STATISTICS

	Redskins	Ravens
First Downs (total-rush-pass-penalty)	14-4-9-1	12-7-5-0
Total Yards - Plays - Average	254-69-4.2	281-60-4.7
Net Yards Rushing - Rushes - Average	62-21-3.0	147-39-3.8
Net Yards Passing - Times Thrown - Yds Lost - Gross Pass.	192-2-26-218	134-0-0-134
Passes Attempted - Completed - Intercepted	37-21-2	21-10-1
Punts / Number - Average	7-36.4	6-41.3
Penalties / Number - Yards	7-39	4-35
Fumbles / Number - Lost	2-1	2-1

INDIVIDUAL STATISTICS

Rushing	Washington:	C. Portis 11-32-0-11LG; M. Sellers 2-16-0-10LG; J. Campbell 2-11-0-9LG L. Betts 6-3-0-3LG
	Baltimore:	L. M ^c Clain 20-61-1-11LG; W. M ^c Gahee 11-32-0-6LG; R. Rice 3-31-0-21LG M. Clayton 1-12-0-12LG; J. Flacco 4-11-0-9LG
Receiving	Washington:	A. Randle El 5-47-1-17LG; S. Moss 4-48-0-25LG; L. Betts 3-57-0-27LG D. Thomas 3-26-0-18LG; C. Portis 3-14-0-19LG; M. Sellers 2-14-0-8LG C. Cooley 1-12-0-12LG
	Baltimore:	D. Mason 3-60-1-28LG; T. Heap 2-54-0-30LG; M. Clayton 2-19-0-13LG R. Rice 2-9-0-7LG; W. M ^c Gahee 1-(-8)-0-(-8)LG
Passing	Washington:	J. Campbell 37-21-218-2-1-27LG
	Baltimore:	J. Flacco 21-10-134-1-1-30LG
Interceptions	Washington:	L. Landry 1-5
	Baltimore:	E. Reed 2-9
Sacks	Washington:	None
	Baltimore:	R. Lewis 1-13; T. Suggs 1-13

12

Ravens 34 - Bengals 3

Baltimore (8-4)
Cincinnati (1-10-1)

SUNDAY, NOV. 30, 2008

1:02 PM EDT

PAUL BROWN STADIUM

CINCINNATI

Weather: 42, Cloudy and Showers, Wind SSW 3 mph // Attendance: 63,871 // Time: 3:00

Baltimore cruised to a dominating 34-3 victory at Paul Brown Stadium by stomping out the Cincinnati Bengals for their 6th win in the past 7 contests. And while those previous wins have all been impressive in their own right, the game may have been the Ravens' most dominating performance. The Ravens hammered Cincinnati's defense with 260-pound FB Le'Ron McClain, who opened downfield opportunities for QB Joe Flacco. The rookie QB completed 19 of 29 for a career-best 280 yards and no INTs. With the offense clicking, Baltimore amassed 451 yards, only 28 less than a franchise record. WR Mark Clayton was a major factor in that production. Clayton caught 5 passes for 164 yards (the 3rd-best total in team history), hauled in 1 of those catches for a 70-yard TD, and even threw a 32-yard scoring strike to WR Derrick Mason. His TD grab and toss came within 2:19 of each other in the 3rd quarter, pushing the margin to 27-3 in a flash. Defensively, Baltimore stymied the NFL's worst offense. Cincinnati was held to only 6 1st downs and 155 total yards. S Jim Leonhard capped the outing when he picked off QB Jordan Palmer and ran 35 yards for a TD late in the 4th quarter. Only 2 of Cincinnati's 1st 10 drives lasted more than 3 plays. Eighty-nine of the Bengals' 155 yards came on a march just before halftime that was capped with a 21-yard FG from K Shayne Graham. As the Bengals' only points, it was the 2nd consecutive week that the Ravens' "D" did not give up a TD. Baltimore K Matt Stover opened the scoring with 27- and 21-yard FGs, which was followed by a 4-yard TD from Flacco to TE Todd Heap. The 9-play scoring drive was keyed by a 33-yard reception by Clayton. McClain led the team with 86 rushing yards, while Derrick Mason pitched in with six receptions for 91 yards. Additionally, the Ravens kept possession for 38:58, compared to Cincinnati's 21:02.

BALTIMORE RAVENS

Offense

LWR 89 M. Clayton
RWR 85 D. Mason
LT 71 J. Gaither
LG 66 B. Grubbs
C 60 J. Brown
RG 65 C. Chester
RT 79 W. Anderson
TE 86 T. Heap
QB 5 J. Flacco
FB 42 L. Neal
RB 33 L. McClain

Defense

RDE 90 T. Pryce
NT 92 H. Ngata
LDE 94 J. Bannan
LOLB 95 J. Johnson
LILB 52 R. Lewis
RILB 57 B. Scott
ROLB 55 T. Suggs
LCB 31 F. Washington
SS 36 J. Leonhard
FS 20 E. Reed
RCB 22 S. Rolle

CINCINNATI BENGALS

Offense

WR 85 C. Johnson
LOT 73 A. Collins
LG 62 N. Livings
C 53 E. Ghiaciu
RG 63 B. Williams
ROT 79 S. Andrews
TE 82 R. Kelly
WR 84 T. Houshmandzadeh
QB 11 R. Fitzpatrick
HB 32 C. Benson
FB 49 D. Coats

Defense

LDE 97 J. Thornton
LDT 94 D. Peko
RDT 90 P. Sims
RDE 68 J. Fanene
SLB 93 R. Jeanty
MLB 57 Dh. Jones
WLB 59 B. Johnson
LCB 25 J. Fletcher
RCB 29 L. Hall
SS 42 C. Crocker
FS 26 M. White

OFFICIALS -- Referee: Carl Cheffers (51), Umpire: Garth DeFelice (53), Head Linesman: Kent Payne (79), Line Judge: Charles Stewart (62), Side Judge: Jeff Lamberth (103), Field Judge: Jim Saracino (58), Back Judge: Dino Paganelli (105)

SCORING	1	2	3	4	OT	TOTAL
Baltimore	3	10	14	7	-	34
Cincinnati	0	3	0	0	-	3

FIELD GOALS - made () & missed
M. Stover (27, 21)
S. Graham (21)

TEAM	QTR	TIME	PLAY DESCRIPTION (extra point)	DRIVE	SCORE
Ravens	1	6:06	M. Stover 27 yd. Field Goal	7-56, 2:39	3-0
Ravens	2	12:52	M. Stover 21 yd. Field Goal	13-55, 6:42	6-0
Ravens	2	3:06	T. Heap 4 yd. pass from J. Flacco (M. Stover kick)	9-80, 4:48	13-0
Bengals	2	0:00	S. Graham 21 yd. Field Goal	8-89, 1:11	13-3
Ravens	3	8:12	D. Mason 32 yd. pass from M. Clayton (M. Stover kick)	5-54, 2:23	20-3
Ravens	3	5:53	M. Clayton 70 yd. pass from J. Flacco (M. Stover kick)	2-73, 0:43	27-3
Ravens	4	2:28	J. Leonhard 35 yd. interception return (M. Stover kick)		34-3

TEAM STATISTICS

	Ravens	Bengals
First Downs (total-rush-pass-penalty)	20-6-14-0	6-2-4-0
Total Yards - Plays - Average	451-75-6.0	155-53-2.9
Net Yards Rushing - Rushes - Average	147-43-3.4	57-16-3.6
Net Yards Passing - Times Thrown - Yds Lost - Gross Pass.	304-2-8-312	98-4-26-124
Passes Attempted - Completed - Intercepted	30-20-0	33-12-1
Punts / Number - Average	7-47.3	11-43.5
Penalties / Number - Yards	3-30	3-15
Fumbles / Number - Lost	2-0	2-0

INDIVIDUAL STATISTICS

Rushing	Baltimore:	L. McClain 25-86-0-10LG; R. Rice 11-41-0-10LG; J. Flacco 3-15-0-11LG T. Smith 3-4-0-7LG; L. Neal 1-1-0-1LG
	Cincinnati:	R. Fitzpatrick 3-29-0-21LG; C. Benson 10-17-0-7LG; C. Perry 3-11-0-7LG
Receiving	Baltimore:	D. Mason 6-91-1-32LG; M. Clayton 5-164-1-70LG; T. Heap 4-39-1-23LG R. Rice 4-14-0-6LG; L. Neal 1-4-0-4LG
	Cincinnati:	T. Houshmandzadeh 4-64-0-46LG; C. Johnson 4-45-0-18LG C. Benson 2-1-0-6LG; R. Kelly 1-8-0-8LG; C. Perry 1-6-0-6LG
Passing	Baltimore:	J. Flacco 29-19-280-0-2-70LG; M. Clayton 1-1-32-0-1-32LG
	Cincinnati:	R. Fitzpatrick 31-12-124-0-0-46LG; J. Palmer 2-0-0-1-0-0LG
Interceptions	Baltimore:	J. Leonhard 1-35
	Cincinnati:	None
Sacks	Baltimore:	Team 1-11; B. Ayanbadejo 1-9; J. Johnson 0.5-2; B. Scott 0.5-2 C. Ivy 0.5-1; T. Suggs 0.5-1
	Cincinnati:	B. Johnson 1.5-4.5; C. Crocker 0.5-3.5

11

Ravens 36 - Eagles 7

Philadelphia (5-5-1)
Baltimore (7-4)

SUNDAY, NOV. 23, 2008

1:02 PM EDT

M&T BANK STADIUM

BALTIMORE

Weather: 39 Sunny, Wind WSW 5 mph // Attendance: 71,379 // Time: 3:27

The Ravens' defense was nightmarish no matter who played QB for the Philadelphia Eagles, notching 4 INTs and 1 FR from Eagles QBs Donovan McNabb and Kevin Kolb. Both were equally ineffective in a 36-7 loss. McNabb tossed 2 INTs and lost a fumble before he was removed at halftime after posting a 13.2 passer rating. Kolb completed 10 of 23 for 73 yards and a 15.3 rating in the 2nd half. Baltimore racked up 26 2nd-half points on big plays from many sources. LB Jameel McClain blocked a punt in the end zone for a safety and a 12-7 Ravens lead midway through the 3rd quarter. CB Samari Rolle's INT at Baltimore's 49-yard line set up Matt Stover's 42-yard FG 3 seconds into the 4th quarter. WR Mark Clayton hauled in a short slant from QB Joe Flacco and raced 53 yards for a TD. And, S Ed Reed put the game out of reach when he picked off Kolb and sprinted an NFL-record 108 yards for a TD. When FB LeRon McClain (88 yards on 18 carries) rumbled 28 yards before his 1-yard scoring plunge with 3:10 left, the outcome was obvious. Baltimore didn't open the scoring until the 3:05 mark of the 2nd quarter, when K Matt Stover hit a 44-yard FG. By that time, Baltimore had already picked off McNabb once - when CB Fabian Washington wrestled possession of a 30-yard attempt to WR DeSean Jackson - and pounced on a McNabb fumble that LB Jarret Johnson both forced and recovered. The Ravens didn't convert either of the 1st 2 Eagles turnovers into points, but on the snap following Stover's FG, Reed corralled a throw to Jackson and ran 43 yards to the Philadelphia 6. Flacco then delivered a 1-yard TD pass to TE Daniel Wilcox. The Eagles answered with S Quintin Demps' 100-yard KO return for a TD. The 10-7 battle continued into the 3rd quarter, when Baltimore backed the Eagles deep into their own territory and McClain got his 2nd-career safety. Then the floodgates opened. Flacco finished 12-of-26 for 183 yards and no INTs (95.5 QB rating).

PHILADELPHIA EAGLES

Offense

WR 80 K. Curtis
 LT 72 T. Thomas
 LG 79 T. Herremans
 C 67 J. Jackson
 RG 62 M. Jean-Gilles
 RT 69 J. Runyan
 TE 87 B. Celek
 WR 10 D. Jackson
 WR 81 J. Avant
 RB 36 B. Westbrook
 QB 5 D. McNabb

Defense

LDE 75 J. Parker
 LDT 98 M. Patterson
 RDT 97 B. Bunkley
 RDE 58 T. Cole
 WILL 56 A. Jordan
 MLB 55 S. Bradley
 SAM 57 C. Gocong
 LCB 22 A. Samuel
 RCB 24 S. Brown
 SS 27 Q. Mikell
 FS 20 B. Dawkins

BALTIMORE RAVENS

Offense

RWR 85 D. Mason
 LT 78 A. Terry
 LG 66 B. Grubbs
 C 60 J. Brown
 RG 65 C. Chester
 RT 79 W. Anderson
 TE 86 T. Heap
 LWR 89 M. Clayton
 QB 5 J. Flacco
 FB 33 L. McClain
 RB 23 W. McGahee

Defense

RDT 90 T. Pryce
 NT 92 H. Ngata
 LOLB 95 J. Johnson
 LILB 52 R. Lewis
 RILB 57 B. Scott
 ROLB 55 T. Suggs
 LCB 31 F. Washington
 FS 20 E. Reed
 SS 36 J. Leonhard
 RCB 22 S. Rolle
 DB 35 C. Ivy

OFFICIALS -- Referee: Walt Anderson (66), Umpire: Butch Hannah (40), Head Linesman: Phil McKinnely (110), Line Judge: Byron Boston (18), Side Judge: Laird Hayes (125), Field Judge: Gary Cavaletto (60), Back Judge: Terrence Miles (111)

SCORING	1	2	3	4	OT	TOTAL
Philadelphia	0	7	0	0	-	7
Baltimore	0	10	2	24	-	36

FIELD GOALS - made () & missed			
None			
M. Stover	(44, 42)	S. Hauschka	53WL

TEAM	QTR	TIME	PLAY DESCRIPTION (extra point)	DRIVE	SCORE
Ravens	2	3:00	M. Stover 44 yd. Field Goal	4-2, 1:30	0-3
Ravens	2	1:49	D. Wilcox 1 yd. pass from J. Flacco (M. Stover kick)	3-6, 0:49	0-10
Eagles	2	1:37	Q. Demps 100 yd. kickoff return (D. Akers kick)	0-0, 0:12	7-10
Ravens	3	6:01	Punt blocked by J. McClain out of bounds in the end zone for a Safety		7-12
Ravens	4	14:52	M. Stover 42 yd. Field Goal	6-27, 2:25	7-15
Ravens	4	11:30	M. Clayton 53 yd. pass from J. Flacco (M. Stover kick)	3-60, 1:36	7-22
Ravens	4	7:24	E. Reed 108 yd. interception return (M. Stover kick)		7-29
Ravens	4	3:10	L. McClain 1 yd. run (M. Stover kick)	5-36, 3:01	7-36

TEAM STATISTICS

	Eagles	Ravens
First Downs (total-rush-pass-penalty)	13-4-8-1	14-6-8-0
Total Yards - Plays - Average	206-64-3.2	248-69-3.6
Net Yards Rushing - Rushes - Average	86-21-4.1	110-40-2.8
Net Yards Passing - Times Thrown - Yds Lost - Gross Pass.	120-2-12-132	138-3-45-183
Passes Attempted - Completed - Intercepted	41-18-4	26-12-0
Punts / Number - Average	7-41.6	8-45.3
Penalties / Number - Yards	7-64	5-30
Fumbles / Number - Lost	1-1	1-0

INDIVIDUAL STATISTICS

Rushing	Philadelphia:	B. Westbrook 14-39-0-12LG; C. Buckhalter 2-16-0-8LG K. Kolb 3-12-0-8LG; D. Jackson 1-12-0-12LG; D. McNabb 1-7-0-7LG
	Baltimore:	L. McClain 18-88-1-28LG; W. McGahee 7-8-0-4LG; R. Rice 8-7-0-9LG L. Neal 2-4-0-4LG; J. Flacco 5-3-0-5LG
Receiving	Philadelphia:	D. Jackson 5-47-0-15LG; B. Celek 3-26-0-10LG; J. Avant 2-23-0-15LG D. Klecko 2-18-0-12LG; K. Curtis 2-12-0-8LG; B. Westbrook 2-(-5)-0-0LG H. Baskett 1-8-0-8LG; L. Smith 1-3-0-3LG
	Baltimore:	R. Rice 3-42-0-22LG; D. Mason 3-40-0-22LG; M. Clayton 2-76-1-53LG T. Heap 2-26-0-19LG; D. Wilcox 1-1-1-1LG; L. Neal 1-(-2)-0-(-2)LG
Passing	Philadelphia:	K. Kolb 23-10-73-2-0-15LG; D. McNabb 18-8-59-2-0-15LG
	Baltimore:	J. Flacco 26-12-183-0-2-53LG
Interceptions	Philadelphia:	None
	Baltimore:	E. Reed 2-151; F. Washington 1-12; S. Rolle 1-0
Sacks	Philadelphia:	Q. Mikell 1-23; T. Cole 1-13; V. Abiamiri 1-9
	Baltimore:	J. Johnson 1.5-9; T. Pryce 0.5-3

10

Giants 30 - Ravens 10

Baltimore (6-4)

New York (9-1)

SUNDAY, NOV. 16, 2008

1:02 PM EDT

GIANTS STADIUM

EAST RUTHERFORD

Weather: 49, Cloudy, Wind WNW 19 mph // Attendance: 78,849 // Time: 2:57

In a matchup of the NFL's top rushing offense and run defense, the Ravens gave way in a 30-10 loss to the New York Giants. New York rushed for 207 total yards, the most allowed all season by a unit that went into the contest giving up an average of 65.4 yards per game. RB Brandon Jacobs carried the ball 11 times for 73 yards, while RB Ahmad Bradshaw totaled 96 yards on only 9 attempts. On his 1st run of the day, the 265-pound Jacobs cut off the left side and sprinted 36 yards. The play set the stage for Jacobs' ensuing 1-yard TD. The Ravens had a chance to answer, but K Matt Stover's 32-yard FG was blocked by DT Fred Robbins. Jacobs then popped off a 15-yard run before crossing the goal line from 1-yard out. After Jacobs' 2nd TD, Baltimore P Sam Koch pinned the Giants at their own 10-yard line. But QB Eli Manning, who completed 13-of-23 for 153 yards, marched New York 90 yards in 12 plays, finding backup TE Darcy Johnson for a 1-yard TD pass. The Ravens finally scored on their answering series. QB Joe Flacco connected with WR Derrick Mason for a 15-yard gain and WR Mark Clayton for another 10 before Stover split the uprights from 38 yards. Flacco, who completed 20 of 33 for 164 yards, snapped his 4-game streak of INT-free football when he was picked off by CB Aaron Ross just under the 2-minute warning in the 1st half. The Giants moved the ball to the red zone, but LB Ray Lewis negated that drive with an INT. Coming out of the break, the Ravens' defense tightened to hold New York to only 4 rushing yards in the 3rd quarter. Baltimore even closed the margin to 20-10 with a 10-yard TD pass to FB Le'Ron M^cClain midway through the period. But following a Giants' punt, Ross corralled a deflection off Mason and raced untouched 50 yards to paydirt. New York later posted a 77-yard run from Bradshaw that set up K Lawrence Tynes' 19-yard FG, giving the Giants a 20-point lead and the final outcome.

BALTIMORE RAVENS

Offense

RWR	85	D. Mason
LT	71	J. Gaither
LG	66	B. Grubbs
C	60	J. Brown
RG	65	C. Chester
RT	78	A. Terry
TE	86	T. Heap
QB	5	J. Flacco
FB	33	L. M ^c Clain
FB	42	L. Neal
RB	23	W. M ^c Gahee

Defense

RDE	90	T. Pryce
NT	92	H. Ngata
LDE	94	J. Bannan
LOLB	95	J. Johnson
LILB	52	R. Lewis
RILB	57	B. Scott
ROLB	55	T. Suggs
LB	59	N. Greisen
LCB	31	F. Washington
FS	20	E. Reed
RCB	22	S. Rolle

NEW YORK GIANTS

Offense

WR	17	P. Burress
LT	66	D. Diehl
LG	69	R. Seubert
C	69	S. O'Hara
RG	76	C. Snee
RT	67	K. McKenzie
TE	89	K. Boss
WR	81	A. Toomer
QB	10	E. Manning
FB	39	M. Hedgecock
RB	27	B. Jacobs

Defense

LE	91	J. Tuck
NT	96	B. Cofield
DT	98	F. Robbins
RE	97	M. Kiwanuka
SLB	55	D. Clark
MLB	58	A. Pierce
WLB	57	C. Blackburn
LCB	31	A. Ross
RCB	23	C. Webster
SS	21	K. Phillips
FS	20	M. Johnson

OFFICIALS -- Referee: Ron Winter (14), **Umpire:** Ruben Fowler (71), **Head Linesman:** Jim Mello (48), **Line Judge:** Tom Stephan (68), **Side Judge:** Tom Hill (97), **Field Judge:** Duke Carroll (11), **Back Judge:** Richard Reels (83)

SCORING	1	2	3	4	OT	TOTAL
Baltimore	0	3	7	0	-	10
New York	13	7	7	3	-	30

FIELD GOALS - made () & missed	
M. Stover	32B, (38)
L. Tynes	(19)

TEAM	QTR	TIME	PLAY DESCRIPTION (extra point)	DRIVE	SCORE
Giants	1	8:45	B. Jacobs 1 yd. run (L. Tynes kick)	8-68, 4:13	0-7
Giants	1	0:59	B. Jacobs 1 yd. run (kick aborted)	5-33, 3:27	0-13
Giants	2	7:14	D. Johnson 1 yd. pass from E. Manning (L. Tynes kick)	12-90, 6:40	0-20
Ravens	2	4:08	M. Stover 38 yd. Field Goal	7-40, 3:06	3-20
Ravens	3	4:26	L. M ^c Clain 10 yd. pass from J. Flacco (M. Stover kick)	13-79, 7:24	10-20
Giants	3	0:14	A. Ross 50 yd. interception return (L. Tynes kick)		10-27
Giants	4	12:02	L. Tynes 19 yd. Field Goal	5-78, 2:29	10-30

TEAM STATISTICS

	Ravens	Giants
First Downs (total-rush-pass-penalty)	18-6-10-2	22-9-11-2
Total Yards - Plays - Average	275-60-4.6	353-57-6.2
Net Yards Rushing - Rushes - Average	121-26-4.7	207-33-6.3
Net Yards Passing - Times Thrown - Yds Lost - Gross Pass.	154-1-10-164	146-1-7-153
Passes Attempted - Completed - Intercepted	33-20-2	23-13-1
Punts / Number - Average	3-31.3	3-46.0
Penalties / Number - Yards	10-66	8-65
Fumbles / Number - Lost	1-0	0-0

INDIVIDUAL STATISTICS

Rushing	Baltimore:	J. Flacco 6-57-0-30LG; R. Rice 8-19-0-5LG; W. M ^c Gahee 9-18-0-7LG M. Clayton 1-17-0-17LG; L. M ^c Clain 2-10-0-7LG
	New York:	A. Bradshaw 9-96-0-77LG; B. Jacobs 11-73-2-36LG D. Ward 11-41-0-22LG; E. Manning 2-(-3)-0-(-1)LG
Receiving	Baltimore:	D. Mason 7-82-0-16LG; R. Rice 4-18-0-11LG; L. M ^c Clain 3-31-1-12LG T. Heap 3-16-0-12LG; W. M ^c Gahee 2-7-0-4LG; M. Clayton 1-10-0-10LG
	New York:	D. Ward 4-54-0-24LG; P. Burress 3-47-0-21LG; D. Hixon 2-25-0-16LG S. Smith 2-17-0-12LG; A. Toomer 1-9-0-9LG; D. Johnson 1-1-1-1LG
Passing	Baltimore:	J. Flacco 33-20-164-2-1-16LG
	New York:	E. Manning 23-13-153-1-1-24LG
Interceptions	Baltimore:	R. Lewis 1-0
	New York:	A. Ross 2-60
Sacks	Baltimore:	J. Johnson 1-7
	New York:	M. Kiwanuka 1-10

9

Ravens 41 - Texans 13

Baltimore (6-3)

Houston (3-6)

SUNDAY, NOV. 9, 2008

12:02 PM CDT

RELIANT STADIUM

HOUSTON

Weather: 69, Sunny, Wind ESE 11 mph // Attendance: 70,552 // Time: 3:06

The Ravens' offense took a big step forward and their defense was stifling in a 41-13 victory over the Houston Texans. Baltimore posted 22 4th-quarter points. Texans QB Sage Rosenfels was intercepted 4 times, including 2 from LB Ray Lewis. It marked the 4th consecutive game when the Ravens posted at least 27 points, a team record. Rookie QB Joe Flacco threw 2 TDs, the 1st for 43 yards to WR Yamon Figurs, and to TE Todd Heap. Heap also caught a TD from QB Troy Smith, while RB Willis M^cGahee rushed for 112 yards and 2 scores. The Ravens turned it on in the 2nd half. A 48-yard Texans FG 3 seconds before halftime closed Baltimore's lead to 12-6. Out of the break, the Ravens ran 9 times on a drive culminating in M^cGahee's 1-yard TD behind 345-pound DT Haloti Ngata. On the ensuing series, Ngata pressured Rosenfels, who threw directly to Lewis. K Matt Stover then missed a 50-yard FG, setting up a 60-yard catch and run to Houston WR Kevin Walter 1 snap later, which cut the Ravens' lead to 19-13. Flacco and the Ravens' offense responded with a 78-yard march. Just 1 minute into the final period, Flacco hit a stumbling Heap for a score. Smith later added the TD to Heap from the "Suggs Package," to complete a drive set up by Lewis' 2nd INT. After CB Samari Rolle got the ball back with another pick, M^cGahee closed his gritty 25-carry day with a 5-yard TD. It was a tight game until the Ravens' stellar 2nd half. Following a 43-yard TD from Flacco to Figurs on the Baltimore's 2nd drive of the game, the Texans pushed to Baltimore's 1-yard line. On 1st down, Rosenfels looked for TE Owen Daniels in the end zone, but Ngata tipped the pass to himself for an INT. Houston had 2 FGs in the 2nd quarter. Texans LT Duane Brown was also called for holding in the end zone on LB Terrell Suggs, which automatically qualified as a safety. Baltimore K Steven Hauschka added a 54-yard boot, marking the 2nd-longest FG in franchise history.

BALTIMORE RAVENS

Offense

LWR 89 M. Clayton
RWR 85 D. Mason
LT 71 J. Gaither
LG 66 B. Grubbs
C 60 J. Brown
RG 65 C. Chester
RT 79 W. Anderson
TE 86 T. Heap
QB 5 J. Flacco
FB 33 L. M^cClain
RB 27 R. Rice

Defense

RDT 90 T. Pryce
NT 92 H. Ngata
LDT 94 J. Bannan
LOLB 95 J. Johnson
LILB 52 R. Lewis
RILB 57 B. Scott
ROLB 55 T. Suggs
LCB 31 F. Washington
SS 36 J. Leonhard
FS 20 E. Reed
RCB 22 S. Rolle

HOUSTON TEXANS

Offense

WR 80 A. Johnson
LT 76 D. Brown
LG 69 C. Pitts
C 55 C. Myers
RG 65 M. Brisiel
RT 73 E. Winston
TE 81 O. Daniels
WR 83 K. Walter
QB 18 S. Rosenfels
RB 20 S. Slaton
FB 44 V. Leach

Defense

LDE 98 A. Weaver
NT 99 T. Johnson
DT 66 Deljuan.Robinson
RDE 90 M. Williams
SLB 57 K. Bentley
MLB 59 D. Ryans
WLB 56 M. Greenwood
LCB 32 F. Bennett
RCB 35 J. Reeves
SS 25 N. Ferguson
FS 26 E. Wilson

OFFICIALS -- Referee: Jerome Boger (23), **Umpire:** Carl Paganelli (124), **Head Linesman:** Jerry Bergman (91), **Line Judge:** Jeff Bergman (32), **Side Judge:** Scott Steenson (88), **Field Judge:** Boris Cheek (41), **Back Judge:** Billy Smith (2)

SCORING	1	2	3	4	OT	TOTAL
Baltimore	7	5	7	22	-	41
Houston	0	6	7	0	-	13

FIELD GOALS - made () & missed		
M. Stover	50WL	S. Hauschka (54)
K. Brown		(23, 48)

TEAM	QTR	TIME	PLAY DESCRIPTION (extra point)	DRIVE	SCORE
Ravens	1	7:05	Y. Figurs 43 yd. pass from J. Flacco (M. Stover kick)	7-77, 3:37	7-0
Texans	2	6:48	K. Brown 23 yd. Field Goal	10-80, 4:04	7-3
Ravens	2	4:01	Penalty on D. Brown enforced in end zone for a Safety		9-3
Ravens	2	1:01	S. Hauschka 54 yd Field Goal	6-22, 3:00	12-3
Texans	2	0:00	K. Brown 48 yd. Field Goal	7-52, 1:01	12-6
Ravens	3	9:16	W. M ^c Gahee 1 yd. run (M. Stover kick)	11-75, 5:44	19-6
Texans	3	3:01	K. Walter 60 yd. pass from S. Rosenfels (K. Brown kick)	1-60, 0:09	19-13
Ravens	4	14:03	T. Heap 1 yd. pass from J. Flacco (J. Flacco to D. Mason pass)	9-78, 3:58	27-13
Ravens	4	6:29	T. Heap 14 yd. pass from T. Smith (M. Stover kick)	3-19, 1:28	34-13
Ravens	4	4:37	W. M ^c Gahee 4 yd. run (M. Stover kick)	3-17, 1:40	41-13

TEAM STATISTICS

	Ravens	Texans
First Downs (total-rush-pass-penalty)	27-14-8-5	19-5-12-2
Total Yards - Plays - Average	333-67-5.0	355-56-6.3
Net Yards Rushing - Rushes - Average	162-40-4.1	75-16-4.7
Net Yards Passing - Times Thrown - Yds Lost - Gross Pass.	171-3-28-199	280-2-14-294
Passes Attempted - Completed - Intercepted	24-16-0	38-23-4
Punts / Number - Average	4-50.0	3-46.3
Penalties / Number - Yards	7-55	10-76
Fumbles / Number - Lost	1-0	0-0

INDIVIDUAL STATISTICS

	Baltimore:	Texans:
Rushing	W. M ^c Gahee 25-112-2-12LG; L. M ^c Clain 4-19-0-8LG; R. Rice 7-17-0-8LG J. Flacco 2-8-0-8LG; T. Smith 2-6-0-8LG	R. Moats 7-34-0-12LG; A. Green 4-19-0-10LG; S. Rosenfels 1-15-0-15LG S. Slaton 4-7-0-3LG
Receiving	T. Heap 5-58-2-20LG; D. Mason 3-41-0-21LG; M. Clayton 3-40-0-17LG R. Rice 2-2-0-2LG; Y. Figurs 1-43-0-43LG; W. M ^c Gahee 1-9-0-9LG L. M ^c Clain 1-6-0-6LG	A. Johnson 7-66-0-20LG; K. Walter 4-85-1-60LG D. Anderson 4-46-0-22LG; S. Slaton 2-17-0-17LG; A. Green 2-4-0-2LG J. Jones 1-45-0-45LG; O. Daniels 1-13-0-13LG; J. Dreesen 1-9-0-LG V. Leach 1-9-0-9LG
Passing	J. Flacco 23-15-185-0-2-43LG; T. Smith 1-1-14-0-1-14LG	S. Rosenfels 38-23-294-4-1-60LG
Interceptions	Baltimore: R. Lewis 2-43; S. Rolle 1-3; H. Ngata 1-0	Houston: None
Sacks	Baltimore: T. Pryce 1-5; E. Jones 0.5-4.5; J. McClain 0.5-4.5	Houston: K. Bentley $\frac{1}{2}$ 15; E. Cochran 1-13

8

Ravens 37 - Browns 27

Baltimore (5-3)
Cleveland (3-5)

SUNDAY, NOV. 2, 2008

1:02 PM EDT

CLEVELAND BROWNS STADIUM

CLEVELAND

Weather: 55, Sunny, Wind SE 8-16 mph // Attendance: 73,078 // Time: 3:20

In a 37-27 victory at the Cleveland Browns, the Ravens turned in a prolific offensive performance. Baltimore totaled 429 total yards, boasted a 100-yard WR and RB, and fought back from a late 14-point deficit. QB Joe Flacco completed 17 of 27 for 248 yards, including a 47-yard TD to WR Mark Clayton. And, LB Terrell Suggs capped the comeback with a 42-yard INT for a score with 2:43 remaining. The Ravens' 24-point rally began after the Cleveland posted 2 TDs on its initial 2 series of the 3rd quarter to take a 27-13 lead. QB Derek Anderson found WR Braylon Edwards for a 28-yard TD, and then returned after a Ravens' 3-and-out to engineer an 8-play, 72-yard march that ended with RB Jason Wright's diving 7-yard TD. Flacco responded out of the no-huddle, moving 79 yards in 11 plays to Cleveland's 1, where FB LeRon McClain notched his 5th TD of the year. Baltimore's defense forced a 3-and-out as the 3rd quarter expired, allowing Flacco to connect with WR Derrick Mason from 28 yards to even the score at 27. Rookie RB Ray Rice - 154 yards on 21 carries (7.1-yard average per attempt) - then broke a 60-yard run, setting up Matt Stover's 22-yard FG. A ground game that tallied 193 yards was aided by Mason, 136 yards on 9 catches, and Clayton, 4 grabs for 87 yards. And, Flacco threw no INTs for the 3rd straight week. The Ravens jumped to a 10-0 run with a 41-yard FG on their opening drive, and Flacco followed that with his 47-yard strike to Clayton. Cleveland got a spark when WR Joshua Cribbs took the ensuing KOR 92 yards to paydirt. Stover and Browns K Phil Dawson traded FGs before Dawson tied the score at 13 with another boot with 3 seconds remaining in the 1st half. After Stover's 3rd FG gave Baltimore a 3-point lead at 5:36 in the final quarter, the Browns still had a chance until Suggs picked off Anderson and raced 42 yards for a TD. For the 27th consecutive game, the Ravens' "D" also did not allow a 100-yard rusher.

BALTIMORE RAVENS

Offense

TE	89	M. Clayton
LT	71	J. Gaither
LG	66	B. Grubbs
C	60	J. Brown
RG	65	C. Chester
RT	79	W. Anderson
TE	86	T. Heap
WR	85	D. Mason
QB	5	J. Flacco
FB	33	L. McClain
RB	27	R. Rice

Defense

RDE	90	T. Pryce
NT	94	J. Bannan
LDE	92	H. Ngata
LOLB	95	J. Johnson
LILB	52	R. Lewis
RILB	57	B. Scott
ROLB	55	T. Suggs
LCB	41	F. Walker
SS	36	J. Leonhard
FS	20	E. Reed
RCB	31	F. Washington

CLEVELAND BROWNS

Offense

TE	82	S. Heiden
LT	73	J. Thomas
LG	65	E. Steinbach
C	66	H. Fraley
RG	70	R. Hadnot
RT	77	K. Shaffer
TE	80	K. Winslow
WR	17	B. Edwards
QB	3	D. Anderson
FB	41	C. Ali
RB	31	J. Lewis

Defense

LE	99	C. Williams
NT	92	S. Rogers
RE	91	S. Smith
LOLB	55	W. McGinest
MLB	54	A. Davis
WLB	52	D. Jackson
ROLB	95	K. Wimbley
LCB	24	E. Wright
RCB	22	B. McDonald
SS	26	S. Jones
FS	21	B. Pool

OFFICIALS -- Referee: Scott Green (19), **Umpire:** Scott Dawson (70), **Head Linesman:** Tony Veteri (36), **Line Judge:** Thomas Symonette (10), **Side Judge:** Larry Rose (128), **Field Judge:** Doug Rosenbaum (67), **Back Judge:** Jim Howey (37)

SCORING	1	2	3	4	OT	TOTAL
Baltimore	10	3	7	17	-	37
Cleveland	7	6	14	0	-	27

FIELD GOALS - made () & missed	
M. Stover	(41, 32, 22)
P. Dawson	(23, 54)

TEAM	QTR	TIME	PLAY DESCRIPTION (extra point)	DRIVE	SCORE
Ravens	1	10:40	M. Stover 41 yd. Field Goal	9-19, 3:21	3-0
Ravens	1	5:19	M. Clayton 47 yd. pass from J. Flacco (M. Stover kick)	2-47, 0:49	10-0
Browns	1	5:05	J. Cribbs 92 yd. kickoff return (P. Dawson kick)	0-0, 0:14	10-7
Browns	2	5:50	P. Dawson 23 yd. Field Goal	11-74, 5:39	10-10
Ravens	2	0:29	M. Stover 32 yd. Field Goal	12-66, 5:21	13-10
Browns	2	0:03	P. Dawson 54 yd. Field Goal	5-30, 0:26	13-13
Browns	3	13:05	B. Edwards 28 yd. pass from D. Anderson (P. Dawson kick)	1-28, 0:08	13-20
Browns	3	6:07	J. Wright 7 yd. pass from D. Anderson (P. Dawson kick)	8-72, 4:57	13-27
Ravens	3	1:10	L. McClain 1 yd. run (M. Stover kick)	11-79, 4:57	20-27
Ravens	4	13:57	D. Mason 28 yd. pass from J. Flacco (M. Stover kick)	3-42, 1:03	27-27
Ravens	4	5:36	M. Stover 22 yd. Field Goal	5-59, 1:54	30-27
Ravens	4	2:43	T. Suggs 42 yd. interception return (M. Stover kick)		37-27

TEAM STATISTICS

	Ravens	Browns
First Downs (total-rush-pass-penalty)	21-8-13-0	14-1-12-1
Total Yards - Plays - Average	429-72-6.0	274-57-4.8
Net Yards Rushing - Rushes - Average	193-41-4.7	64-23-2.8
Net Yards Passing - Times Thrown - Yds Lost - Gross Pass.	236-2-12-248	210-1-9-219
Passes Attempted - Completed - Intercepted	29-17-0	33-17-1
Punts / Number - Average	6-41.7	6-41.7
Penalties / Number - Yards	7-42	8-37
Fumbles / Number - Lost	0-0	1-1

INDIVIDUAL STATISTICS

Rushing	Baltimore:	R. Rice 21-154-0-60LG; L. McClain 14-34-1-9LG; J. Flacco 4-2-0-2LG L. Neal 1-2-0-2LG; T. Smith 1-1-0-1LG
	Cleveland:	J. Lewis 19-49-7-0LG; D. Anderson 2-8-0-6LG; J. Harrison 1-5-0-5LG J. Wright 1-2-0-2LG
Receiving	Baltimore:	D. Mason 9-136-1-28LG; M. Clayton 4-87-1-47LG; R. Rice 3-22-0-8LG L. McClain 1-3-0-3LG
	Cleveland:	K. Winslow 5-64-0-20LG; B. Edwards 4-86-1-28LG; J. Wright 3-22-1-12LG S. Heiden 2-25-0-20LG; S. Steptoe 2-9-0-6LG; J. Lewis 1-13-0-13LG
Passing	Baltimore:	J. Flacco 29-17-248-0-2-47LG
	Cleveland:	D. Anderson 33-17-219-1-2-28LG
Interceptions	Baltimore:	T. Suggs 1-42
	Cleveland:	None
Sacks	Baltimore:	T. Pryce 1-9
	Cleveland:	D. Jackson 1-6; S. Rodgers 1-6

7

Ravens 29 - Raiders 10

Oakland (2-5)
Baltimore (4-3)

SUNDAY, OCT. 26, 2008

1:02 PM EDT

M&T BANK STADIUM

BALTIMORE

Weather: 65 Sunny, Wind SW 6 mph // Attendance: 71,254 // Time: 3:05

The Ravens' offense totaled a season-high 375 yards with a variety of formations in a 29-10 win over the Raiders. Baltimore's defense was also smothering, earning a victory for Rex Ryan over his twin brother and Raiders defensive coordinator, Rob. LB Terrell Suggs sacked QB JaMarcus Russell the 1st time he dropped back to pass, 1 of 4 Ravens sacks. On the next attempt, rookie LB Jameel McClain logged a safety on Russell. And, the Raiders, who came into the game with the NFL's 5th-ranked ground game, had only 47 rushing yards. QB Joe Flacco completed 12 of 24 for 140 yards, but his most exciting connection might have been a 43-yard catch from QB Troy Smith in the 3rd quarter that led to a 30-yard FG from K Matt Stover. Following McClain's safety, Baltimore had 3 2nd-quarter scoring drives, started by S Jim Leonhard's 46-yard PR with around 2 minutes left in the opening period. Five plays later, RB Willis McGahee scored a 1-yard TD for a 9-0 lead. McGahee, who gained 58 yards on 23 carries, followed 2 consecutive blocks from 340-pound DT Haloti Ngata. CB Frank Walker's INT at the Ravens' 3-yard line got the ball back. From his own 30, Flacco navigated pressure before launching a 70-yard TD to the wide-open WR Demetrius Williams. Then, the Ravens forced a 3-and-out that set up a 61-yard drive to a 38-yard FG 15 seconds later to give the Ravens a 19-0 halftime advantage. Oakland finally crossed midfield on its 1st drive after the break. Russell found WR Chaz Schilens for 60 yards, setting up a 22-yard FG. The Ravens struck back with Flacco's grab and the Stover FG. Both he and Smith lined up in the backfield, and after Flacco pitched to Smith, he sprinted left past LB Ricky Brown. Smith tossed a 43-yarder into Flacco's extended arms. A late Raiders TD was answered with Flacco's 12-yard TD run with 3:35 left in the game. From the 12, Flacco faked to RB Ray Rice and rolled right to paydirt. Rice finished the game with 155 all-purpose yards.

OAKLAND RAIDERS

Offense

WR 84 J. Walker
LT 77 K. Harris
LG 76 R. Gallery
C 64 J. Grove
RG 66 C. Carlisle
RT 74 C. Green
WR 81 C. Schilens
QB 2 J. Russell
RB 25 J. Fargas
TE 80 Z. Miller
FB 36 J. Griffith

Defense

DE 58 K. Edwards
DT 93 T. Kelly
DT 61 G. Warren
DE 98 J. Richardson
MLB 52 K. Morrison
OLB 53 T. Howard
OLB 57 R. Brown
CB 21 N. Asomugha
CB 23 D. Hall
SS 28 G. Wilson
FS 31 H. Eugene

BALTIMORE RAVENS

Offense

WR 89 M. Clayton
LT 71 J. Gaither
LG 66 B. Grubbs
C 60 J. Brown
RG 65 C. Chester
RT 79 W. Anderson
TE 86 T. Heap
WR 85 D. Mason
QB 5 J. Flacco
FB 33 L. McClain
RB 23 W. McGahee

Defense

LDE 94 J. Bannan
NT 92 H. Ngata
RDE 90 T. Pryce
LOLB 95 J. Johnson
LILB 52 R. Lewis
RILB 57 B. Scott
ROLB 55 T. Suggs
LCB 31 F. Washington
RCB 41 F. Walker
SS 36 J. Leonhard
FS 20 E. Reed

OFFICIALS -- Referee: Jeff Triplette (42), Umpire: Jim Quirk (5), Head Linesman: Steve Stelljes (22), Line Judge: Michael Spanier (90), Side Judge: David Wyant (16), Field Judge: Boris Cheek (41), Back Judge: Steve Freeman (133)

SCORING	1	2	3	4	OT	TOTAL
Oakland	0	0	10	0	-	10
Baltimore	2	17	3	7	-	29

FIELD GOALS - made () & missed
S. Janikowski (22)
M. Stover (38, 30)

TEAM	QTR	TIME	PLAY DESCRIPTION (extra point)	DRIVE	SCORE
Ravens	1	10:32	J. Russell sacked in end zone by J. McClain for a Safety		0-2
Ravens	2	14:26	W. McGahee 1 yd. run (M. Stover kick)	5-17, 2:29	0-9
Ravens	2	7:26	D. Williams 70 yd. pass from J. Flacco (M. Stover kick)	9-97, 4:09	0-16
Ravens	2	0:10	M. Stover 38 yd. Field Goal	11-61, 5:09	0-19
Raiders	3	10:13	S. Janikowski 22 yd. Field Goal	6-66, 1:38	3-19
Ravens	3	3:18	M. Stover 30 yd. Field Goal	11-62, 6:55	3-22
Raiders	3	0:36	J. Griffith 2 yd. pass from J. Russell (S. Janikowski kick)	6-69, 2:42	10-22
Ravens	4	3:35	J. Flacco 12 yd. run (M. Stover kick)	3-10, 1:04	10-29

TEAM STATISTICS

	Raiders	Ravens
First Downs (total-rush-pass-penalty)	10-2-8-0	18-12-6-0
Total Yards - Plays - Average	234-56-4.2	375-71-5.3
Net Yards Rushing - Rushes - Average	47-19-2.5	192-46-4.2
Net Yards Passing - Times Thrown - Yds Lost - Gross Pass.	187-4-41-228	183-0-0-183
Passes Attempted - Completed - Intercepted	33-15-1	25-13-0
Punts / Number - Average	5-49.8	6-40.3
Penalties / Number - Yards	2-10	8-52
Fumbles / Number - Lost	0-0	1-1

INDIVIDUAL STATISTICS

	Oakland:	Raiders	Ravens
Rushing	Oakland:	J. Fargas 12-24-0-8LG; J. Russell 1-13-0-13LG; M. Bush 5-8-0-2LG J. Griffith 1-2-0-2LG	Baltimore:
	Baltimore:	R. Rice 8-64-0-19LG; W. McGahee 23-58-1-8LG; L. McClain 7-32-0-14LG J. Flacco 4-23-1-13LG; T. Smith 3-13-0-8LG; M. Clayton 1-2-0-2LG	
Receiving	Oakland:	C. Schilens 3-76-0-60LG; Z. Miller 2-56-0-31LG; J. Walker 2-28-0-15LG J. Higgins 2-16-0-9LG; R. Curry 2-13-0-7LG; A. Lelie 1-23-0-23LG M. Bush 1-9-0-9LG; T. Stewart 1-5-0-5LG; J. Griffith 1-2-1-2LG	Baltimore:
	Baltimore:	R. Rice 3-37-0-21LG; T. Heap 2-17-0-11LG; D. Wilcox 2-13-0-8LG W. McGahee 2-(-1)-0-(-2)LG; D. Williams 1-70-1-70LG J. Flacco 1-43-0-43LG; D. Mason 1-3-0-3LG; L. McClain 1-1-0-1LG	
Passing	Oakland:	J. Russell 33-15-228-1-1-60LG	Baltimore:
	Baltimore:	J. Flacco 24-12-140-0-1-70LG; T. Smith 1-1-43-0-0-43LG	
Interceptions	Oakland:	None	Baltimore:
	Baltimore:	F. Walker 1-0	
Sacks	Oakland:	None	Baltimore:
	Baltimore:	T. Suggs 1-13; J. Johnson 1-10; J. McClain 1-10; H. Ngata 1-8	

6

Ravens 27 - Dolphins 13

Baltimore (3-3)

Miami (2-4)

SUNDAY, OCT. 19, 2008

1:02 PM EDT

DOLPHIN STADIUM

MIAMI

Weather: 80 Partly Cloudy, Wind ENE 13 mph // Attendance: 64,972 // Time: 2:49

After the Ravens' 27-13 victory over the host Miami Dolphins (10/19), head coach John Harbaugh gave the game ball to offensive coordinator Cam Cameron for directing a prolific attack in Cameron's 1st meeting with the team he coached in 2007. Baltimore tallied 357 total yards, with rookie QB Joe Flacco posting a passer rating of 120.0, a personal best. In a return to his hometown, RB Willis M^cGahee added 105 rushing yards, topping the century mark for the 1st time this year. Defensively, LB Terrell Suggs returned a 2nd-quarter INT 44 yards for a TD. Both teams traded FGs to open the scoring before Suggs pounced in front of RB Patrick Cobbs to pick off Miami QB Chad Pennington. With nothing but daylight in front of him, Suggs raced down the right sideline to paydirt. The Dolphins followed with another FG before Baltimore's offense came alive. Flacco went 6-of-8 for 68 yards on the next series, capping it with an 11-yard TD pass to WR Derrick Mason. The grab was a do-over from the previous play, when Miami CB Will Allen dropped a sure INT at the goal line. With a 17-6 lead heading into halftime, the Ravens paved through a run defense that entered the weekend only allowing 89.0 yards on the ground (8th in the NFL). M^cGahee gained 80 yards in the 2nd half, adding a bruising 5-yard TD run - this despite not having starting RT Adam Terry (with a knee injury) and losing RG Marshal Yanda for the season to torn knee ligaments. The Dolphins closed within 7 points after Pennington hit rookie WR Davone Bess for a 7-yard score, but Baltimore bounced back with a 9-play scoring drive in the final period. When M^cGahee plowed through the Dolphins for his 4th-quarter TD, Baltimore had comfortably stopped a 7-game road losing streak. As a team, the Ravens averaged 4.0 yards per carry, with M^cGahee's 5.5-yard average leading the way. Mason paced all receivers with 6 catches for 87 yards.

BALTIMORE RAVENS

Offense

TE	89	M. Clayton
LT	71	J. Gaither
LG	66	B. Grubbs
C	60	J. Brown
RG	65	C. Chester
RT	79	W. Anderson
TE	86	T. Heap
WR	85	D. Mason
QB	5	J. Flacco
FB	33	L. M ^c Clain
RB	27	R. Rice

Defense

LDE	92	H. Ngata
NT	94	J. Bannan
RDE	90	T. Pryce
LOLB	95	J. Johnson
LILB	52	R. Lewis
RILB	57	B. Scott
ROLB	55	T. Suggs
LCB	31	F. Washington
RCB	41	F. Walker
SS	36	J. Leonhard
FS	20	E. Reed

MIAMI DOLPHINS

Offense

WR	19	T. Ginn
LT	77	J. Long
LG	65	J. Smiley
C	64	S. Satele
RG	68	I. Ndukwe
RT	72	V. Carey
TE	80	A. Fasano
WR	83	G. Camarillo
QB	10	C. Pennington
TE	88	D. Martin
RB	23	R. Brown

Defense

LE	70	K. Langford
NT	95	J. Ferguson
RE	91	V. Holliday
SLB	98	M. Roth
ILB	52	C. Crowder
ILB	51	A. Ayodele
WLB	55	J. Porter
LCB	25	W. Allen
RCB	21	A. Goodman
FS	24	R. Hill
SS	37	Y. Bell

OFFICIALS -- Referee: Bill Leavy (127), **Umpire:** Darrell Jenkins (76), **Head Linesman:** Mark Baltz (26), **Line Judge:** Mark Perlman (9), **Side Judge:** Greg Meyer (78), **Field Judge:** Clete Blakeman (34), **Back Judge:** Keith Ferguson (61)

SCORING	1	2	3	4	OT	TOTAL
Baltimore	3	14	3	7	-	27
Miami	3	3	7	0	-	13

FIELD GOALS - made () & missed	
M. Stover	(47, 28)
A. Vinatieri	(21, 26)

TEAM	QTR	TIME	PLAY DESCRIPTION (extra point)	DRIVE	SCORE
Dolphins	1	8:23	D. Carpenter 21 yd. Field Goal	11-54, 6:37	0-3
Ravens	1	1:31	M. Stover 47 yd. Field Goal	12-42, 6:52	3-3
Ravens	2	8:44	T. Suggs 44 yd. interception return (M. Stover kick)		10-3
Dolphins	2	4:31	D. Carpenter 26 yd. Field Goal	8-56, 4:13	10-6
Ravens	2	0:30	D. Mason 11 yd. pass from J. Flacco (M. Stover kick)	11-67, 4:01	17-6
Ravens	3	8:32	M. Stover 28 yd. Field Goal	13-67, 6:28	20-6
Dolphins	3	4:56	D. Bess 7 yd. pass from C. Pennington (D. Carpenter kick)	6-74, 3:36	20-13
Ravens	4	6:28	W. M ^c Gahee 5 yd. run (M. Stover kick)	9-68, 4:37	27-13

TEAM STATISTICS

	Ravens	Dolphins
First Downs (total-rush-pass-penalty)	22-10-10-2	21-4-15-2
Total Yards - Plays - Average	357-61-5.9	359-58-6.2
Net Yards Rushing - Rushes - Average	140-35-4.0	71-22-3.2
Net Yards Passing - Times Thrown - Yds Lost - Gross Pass.	217-3-15-232	288-1-7-295
Passes Attempted - Completed - Intercepted	23-17-0	35-24-1
Punts / Number - Average	3-59.0	3-54.3
Penalties / Number - Yards	7-67	6-28
Fumbles / Number - Lost	2-1	0-0

INDIVIDUAL STATISTICS

Rushing	Baltimore:	W. M ^c Gahee 19-105-1-17LG; L. M ^c Clain 6-17-0-8LG; R. Rice 7-13-0-5LG J. Flacco 2-3-0-2LG; L. Neal 1-2-0-2LG
	Miami:	R. Brown 13-27-0-13LG; C. Pennington 4-25-0-11LG R. Williams 4-16-0-8LG; P. Cobbs 1-3-0-3LG
Receiving	Baltimore:	D. Mason 6-87-1-23LG; T. Heap 3-29-0-12LG; L. M ^c Clain 3-10-0-10LG W. M ^c Gahee 2-47-0-35LG; R. Rice 2-46-0-40LG; M. Clayton 1-13-0-13LG
	Miami:	G. Camarillo 6-74-0-23LG; P. Cobbs 5-64-0-27LG; D. Martin 4-71-0-28LG T. Ginn 4-48-0-19LG; A. Fasano 2-25-0-16LG; D. Bess 2-12-1-7LG R. Brown 1-1-0-1LG
Passing	Baltimore:	J. Flacco 23-17-232-0-1-40LG
	Miami:	C. Pennington 35-24-295-1-1-28LG
Interceptions	Baltimore:	T. Suggs 1-44
	Miami:	None
Sacks	Baltimore:	T. Suggs 1-7
	Miami:	J. Porter 2-14; V. Holliday 0.5-0.5; M. Roth 0.5-0.5

5

Colts 31 - Ravens 3

Baltimore (2-3)
Indianapolis (3-2)

SUNDAY, OCT. 12, 2008

1:02 PM EDT

LUCAS OIL STADIUM

INDIANAPOLIS

Weather: 69 Fair, Wind ESE 6 mph // Attendance: 66,153 // Time: 3:00

QB Peyton Manning threw 3 TD passes in the 1st half while the Colts' defense stepped up to stop Baltimore's rushing attack in Indianapolis' 31-3 victory. It was the Colts' 1st win at their new home, Lucas Oil Stadium. Baltimore amassed only 51 rushing yards, QB Joe Flacco threw 3 INTS and the Ravens' top-ranked defense couldn't stop the Colts' signal-caller. Manning shredded the Baltimore secondary for 3 TDs, completing 19-of-28 for 271 yards with no INTs. Indianapolis built a 24-0 lead in the 1st half. The Ravens, who were missing starting S Dawan Landry (neck) and CB Samari Rolle (neck/shoulder), plus 3rd CB Fabian Washington (shoulder), managed a 37-yard FG from K Matt Stover near the end of the 3rd quarter. On his 7th snap of the day, Manning unleashed a 67-yard TD bomb to Pro Bowl WR Marvin Harrison, who sped past CB Chris McAlister down the right sideline. The Ravens answered with a 3-and-out before Manning hit his 2nd Pro Bowl WR, Reggie Wayne, with a 22-yard TD strike. Manning added a 5-yard TD dart to Harrison 1:48 before halftime to cap a 52-yard drive. Meanwhile, RBs Willis M^cGahee totaled 18 yards on 8 attempts, Ray Rice had 6 rushes for 23 yards and LeRon M^cClain actually went -2 yards in 2 tries. M^cClain lost a 1st-quarter fumble in Baltimore territory that led to a 37-yard FG from K Adam Vinatieri. Indianapolis' lead stretched to 31 when Manning came out of halftime to direct an 11-play, 80-yard scoring drive. He connected with Wayne through the hands of CB Frank Walker for 34 yards, and RB Dominic Rhodes plunged 1-yard for the TD. Flacco then directed a 15-play drive to the 19-yard line for Stover's kick. Flacco hit 7 different receivers, completing 29-of-38 for 241 yards. Flacco was also sacked 4 times and tossed the 3 INTs, although none of them led to Colts points. Rice led the team with 7 catches for 64 yards, and WR Derrick Mason had 6 grabs for 70 yards.

BALTIMORE RAVENS

Offense

TE 83 D. Wilcox
 LT 71 J. Gaither
 LG 66 B. Grubbs
 C 60 J. Brown
 RG 73 M. Yanda
 RT 79 W. Anderson
 TE 86 T. Heap
 RWR 85 D. Mason
 QB 5 J. Flacco
 FB 33 L. M^cClain
 RB 23 W. M^cGahee

Defense

LDE 92 H. Ngata
 NT 94 J. Bannan
 RDE 90 T. Pryce
 LOLB 95 J. Johnson
 LILB 52 R. Lewis
 RILB 57 B. Scott
 ROLB 55 T. Suggs
 LCB 21 C. McAlister
 SS 36 J. Leonhard
 FS 20 E. Reed
 RCB 41 F. Walker

INDIANAPOLIS COLTS

Offense

WR 87 R. Wayne
 LT 74 Ch. Johnson
 LG 61 J. Richard
 C 63 J. Saturday
 RG 78 M. Pollak
 RT 71 R. Diem
 TE 44 D. Clark
 WR 88 M. Harrison
 QB 18 P. Manning
 RB 29 J. Addai
 H-B 47 G. Robinson

Defense

LE 79 R. Brock
 LT 96 K. Dawson
 RT 68 E. Foster
 RE 91 J. Thomas
 SLB 55 C. Session
 MLB 58 G. Brackett
 WLB 54 F. Keiaho
 LCB 23 T. Jennings
 RCB 28 M. Jackson
 SS 33 M. Bullitt
 FS 41 A. Bethea

OFFICIALS -- Referee: Jerome Boger (23), **Umpire:** Carl Paganelli (124), **Head Linesman:** Jerry Bergman (91), **Line Judge:** Jeff Bergman (32), **Side Judge:** Scott Steenson (88), **Field Judge:** Terry Brown (43), **Back Judge:** Billy Smith (2)

SCORING	1	2	3	4	OT	TOTAL
Baltimore	0	0	3	0	-	3
Indianapolis	17	7	7	0	-	31

FIELD GOALS - made () & missed	
M. Stover	(37)
A. Vinatieri	(37)

TEAM	QTR	TIME	PLAY DESCRIPTION (extra point)	DRIVE	SCORE
Colts	1	9:43	M. Harrison 67 yd. pass from P. Manning (A. Vinatieri kick)	4-79, 1:36	0-7
Colts	1	2:43	R. Wayne 22 yd. pass from P. Manning (A. Vinatieri kick)	10-61, 4:55	0-14
Colts	1	0:38	A. Vinatieri 37 yd. Field Goal	4-9, 1:13	0-17
Colts	2	1:48	M. Harrison 5 yd. pass from P. Manning (A. Vinatieri kick)	5-52, 1:58	0-24
Colts	3	9:25	D. Rhodes 1 yd. run (A. Vinatieri kick)	11-80, 5:35	0-31
Ravens	3	1:15	M. Stover 37 yd. Field Goal	15-62, 8:10	3-31

TEAM STATISTICS

	Ravens	Colts
First Downs (total-rush-pass-penalty)	16-4-11-1	17-3-14-0
Total Yards - Plays - Average	260-61-4.3	334-60-5.6
Net Yards Rushing - Rushes - Average	51-19-2.7	76-30-2.5
Net Yards Passing - Times Thrown - Yds Lost - Gross Pass.	209-4-32-241	258-2-13-271
Passes Attempted - Completed - Intercepted	38-28-3	28-19-0
Punts / Number - Average	5-49.0	6-41.8
Penalties / Number - Yards	4-33	11-84
Fumbles / Number - Lost	4-2	2-0

INDIVIDUAL STATISTICS

Rushing	Baltimore:	R. Rice 6-23-0-7LG; W. M ^c Gahee 8-18-0-6LG; J. Flacco 3-12-0-11LG L. M ^c Clain 2-(-2)-0-0LG
	Indianapolis:	D. Rhodes 25-73-1-38LG; J. Addai 2-3-0-2LG; M. Hart 1-2-0-2LG P. Manning 2-(-2)-0-(-1)LG
Receiving	Baltimore:	R. Rice 7-64-0-15LG; D. Mason 6-70-0-54LG; D. Williams 6-53-0-17LG W. M ^c Gahee 4-26-0-9LG; M. Clayton 3-13-0-6LG; T. Heap 1-13-0-13LG L. M ^c Clain 1-2-0-2LG
	Indianapolis:	R. Wayne 8-118-1-34LG; A. Gonzalez 4-33-0-17LG M. Harrison 3-83-2-67LG; D. Clark 2-17-0-9LG; M. Hart 1-18-0-18LG G. Robinson 1-2-0-2LG
Passing	Baltimore:	J. Flacco 38-28-241-3-0-54LG
	Indianapolis:	P. Manning 28-19-271-0-3-67LG
Interceptions	Baltimore:	None
	Indianapolis:	T. Jennings 1-3; M. Bullitt 1-2; A. Bethea 1-0
Sacks	Baltimore:	R. Lewis 1-9; T. Pryce 1-4
	Indianapolis:	R. Mathis 3-25; R. Brock 1-7

4

Titans 13 - Ravens 10

Tennessee (5-0)

Baltimore (2-2)

SUNDAY, OCT. 5, 2008

1:02 PM EDT

M&T BANK STADIUM

BALTIMORE

Weather: 69 Partly Cloudy, Wind NNW 3 mph // Attendance: 71,131 // Time: 3:04

The Ravens and the Titans turned in a classic slugfest, with Tennessee coming out with a 13-10 victory after QB Kerry Collins directed a game-winning TD drive that ended with 1:56 left in the game. Baltimore had previously shut down Tennessee's advances. The Titans only gained 210 total yards on the day. Collins was 10-of-20 for only 91 yards and 2 INTs through 3 quarters. And when Collins got the ball with 6:07 remaining, even he was forced into 3 straight incomplete passes. But LB Terrell Suggs was flagged for roughing the passer - a call questioned both by the Ravens and the media after the game - during the unsuccessful 3rd-down attempt. The penalty garnered a new set of downs. Suggs' flag came after Titans LT Michael Roos had a 5-yard false start, but since play continued after the whistle, the 15-yard penalty could still be considered. K Matt Stover opened the scoring with a 38-yard boot to cap Baltimore's opening drive. The Ravens traveled 46 yards in 11 plays after DT Haloti Ngata tipped Collins' 3rd pass of the game, which fell to DT Justin Bannan. Titans K Rob Bironas then answered when QB Joe Flacco was intercepted in Baltimore territory midway through the 2nd quarter (the 2nd of 4 Tennessee drives that began on the Ravens' side of the field). Coming out of the break, Flacco mounted his best series, going 71 yards in 11 plays. Flacco hit WR Demetrius Williams for a 22-yard connection. FB Le'Ron M^cClain capped the march with a 1-yard plunge. M^cClain averaged 4.6 yards per carry, totaling 51 yards on 11 attempts. Bironas thinned the margin to 10-6 with his 26-yard FG 2:11 into the 4th quarter, pulling Tennessee within striking distance. After Collins' game-winning 11-yard TD pass to TE Alge Crumpler, Flacco tossed his 2nd INT with 1:16 remaining.

TENNESSEE TITANS

Offense

WR 19 J. McCareins
 LT 71 M. Roos
 LG 54 E. Amano
 C 68 K. Mawae
 RG 73 J. Scott
 RT 76 D. Stewart
 TE 83 A. Crumpler
 WR 81 B. Jones
 QB 5 K. Collins
 FB 45 A. Hall
 RB 28 C. Johnson

Defense

LE 90 J. Kearse
 LT 97 T. Brown
 RT 92 A. Haynesworth
 RE 93 K. Vanden Bosch
 LLB 50 D. Thornton
 MLB 55 S. Tulloch
 RLB 53 K. Bulluck
 LCB 20 N. Harper
 RCB 31 C. Finnegan
 SS 24 C. Hope
 FS 33 M. Griffin

BALTIMORE RAVENS

Offense

LWR 89 M. Clayton
 LT 71 J. Gaither
 LG 66 B. Grubbs
 C 60 J. Brown
 RG 73 M. Yanda
 RT 78 A. Terry
 TE 86 T. Heap
 RWR 85 D. Mason
 QB 5 J. Flacco
 RB 23 W. M^cGahee
 FB 33 L. M^cClain

Defense

LDE 92 H. Ngata
 NT 94 J. Bannan
 RDE 90 T. Pryce
 LOLB 95 J. Johnson
 LILB 52 R. Lewis
 RILB 57 B. Scott
 ROLB 55 T. Suggs
 LCB 21 C. McAlister
 RCB 31 F. Washington
 FS 20 E. Reed
 SS 36 J. Leonhard

OFFICIALS--Referee: William F. Carollo (63), **Umpire:** Bill Schuster (129), **Head Linesman:** John Schleyer (21), **Line Judge:** Gary Arthur (108), **Side Judge:** James Coleman (95), **Field Judge:** Scott Edwards (3), **Back Judge:** Bob Waggoner

SCORING	1	2	3	4	OT	TOTAL
Tennessee	0	3	0	10	-	13
Baltimore	3	0	7	0	-	10

FIELD GOALS - made () & missed	
R. Bironas	(35, 26)
M. Stover	(38), 45WR

TEAM	QTR	TIME	PLAY DESCRIPTION (extra point)	DRIVE	SCORE
Ravens	1	5:52	M. Stover 38 yd. Field Goal	11-46, 5:46	0-3
Titans	2	7:56	R. Bironas 35 yd. Field Goal	4-0, 0:48	3-3
Ravens	3	9:23	L. M ^c Clain 1 yd. run (M. Stover kick)	11-71, 5:37	3-10
Titans	4	12:49	R. Bironas 26 yd. Field Goal	13-81, 5:17	6-10
Titans	4	1:56	A. Crumpler 11 yd. pass from K. Collins (R. Bironas kick)	11-80, 4:11	13-10

TEAM STATISTICS

	Titans	Ravens
First Downs (total-rush-pass-penalty)	14-1-11-2	22-10-9-3
Total Yards - Plays - Average	210-54-3.9	285-65-4.4
Net Yards Rushing - Rushes - Average	47-22-2.1	132-38-3.5
Net Yards Passing - Times Thrown - Yds Lost - Gross Pass.	163-0-0-163	153-0-0-153
Passes Attempted - Completed - Intercepted	32-17-2	27-18-2
Punts / Number - Average	4-39.0	4-39.0
Penalties / Number - Yards	10-78	11-91
Fumbles / Number - Lost	0-0	0-0

INDIVIDUAL STATISTICS

Rushing	Tennessee:	C. Johnson 18-44-0-13LG; L. White 3-4-0-5LG; K. Collins 1-(-1)-0-(-1)LG
	Baltimore:	W. M ^c Gahee 22-64-0-16LG; L. M ^c Clain 11-51-1-9LG M. Clayton 1-9-0-9LG; J. Flacco 2-4-0-2LG; L. Neal 2-4-0-3LG
Receiving	Tennessee:	B. Scaife 7-72-0-15LG; B. Jones 3-54-0-26LG; A. Crumpler 2-15-1-11LG C. Johnson 2-4-0-9LG; Ch. Davis 1-10-0-10LG; A. Hall 1-8-0-8LG L. White 1-0-0-0LG
	Baltimore:	D. Mason 5-38-0-10LG; T. Heap 4-41-0-17LG; M. Clayton 4-37-0-19LG L. M ^c Clain 2-12-0-8LG; D. Williams 1-22-0-22LG W. M ^c Gahee 1-2-0-2LG; D. Wilcox 1-1-0-1LG
Passing	Tennessee:	K. Collins 32-17-163-2-1-26LG
	Baltimore:	J. Flacco 27-18-153-2-0-22LG
Interceptions	Tennessee:	M. Griffin 1-6; N. Harper 1-0
	Baltimore:	C. McAlister 1-0; J. Bannan 1-(-4)
Sacks	Tennessee:	None
	Baltimore:	None

3

Steelers 23 - Ravens 20 (OT)

Baltimore (2-1)
Pittsburgh (2-2)

MONDAY, SEPT. 29, 2008

8:40 PM EDT

HEINZ FIELD

PITTSBURGH

Weather: 65 Fair, Wind SSW 3 mph // Attendance: 64,038 // Time: 3:36

The Ravens came back from 2 deficits against the Pittsburgh Steelers - even mounting a late scoring drive to force OT - but it wasn't enough, as Baltimore fell 23-20 on Monday Night Football. Rookie QB Joe Flacco played his 1st road game, completing 16-of-31 for 192 yards, a TD and no INTs. Baltimore jumped out to a 13-3 halftime lead when K Matt Stover connected on 33- and 20-yard FGs, and Flacco found TE Daniel Wilcox with a perfect loft to the back corner of the end zone for his 1st-career passing TD. Stover's 1st FG was set up by DT Haloti Ngata's INT of QB Ben Roethlisberger in Pittsburgh territory. The Steelers posted 2 TDs within 15 seconds in the 3rd quarter. Roethlisberger hit WR Santonio Holmes with a short pass over the middle, and Holmes escaped tackles from CB Chris McAlister and S Ed Reed en route to paydirt. On the next play from scrimmage, Flacco was sacked from behind by LB James Harrison, who knocked the ball away. LB LaMarr Woodley scooped the fumble and went 7 yards for a TD. Pittsburgh made it 20-13 on K Jeff Reed's 19-yard FG in the 4th after Steelers RB Mewelde Moore was stuffed at the 1-yard line. Then, Flacco went to work late in 4th quarter, connecting with WR Derrick Mason from 15, 10 and 35 yards. Mason led all receivers with 8 catches for 137 yards. FB Le'Ron McClain capped the scoring march from 2 yards out. The Ravens won the OT coin toss, but 2 penalties and 1 sack forced P Sam Koch to punt out of his own end zone. That allowed Pittsburgh to start from its own 43-yard line, gain a 1st down and prepare for Reed's 46-yard game-winner. The Ravens harassed Roethlisberger for 3 sacks, while the Steelers felled Flacco 5 times.

BALTIMORE RAVENS

Offense

WR 89 M. Clayton
LT 71 J. Gaither
LG 66 B. Grubbs
C 60 J. Brown
RG 73 M. Yanda
RT 78 A. Terry
TE 86 T. Heap
RWR 85 D. Mason
QB 5 J. Flacco
RB 23 W. M^cGahee
FB 33 L. M^cClain

Defense

LDE 90 T. Pryce
NT 94 J. Bannan
RDE 92 H. Ngata
LOLB 95 J. Johnson
LILB 52 R. Lewis
RILB 57 B. Scott
ROLB 55 T. Suggs
LCB 21 C. McAlister
RCB 31 F. Washington
FS 20 E. Reed
SS 36 J. Leonhard

PITTSBURGH STEELERS

Offense

TE 89 M. Spaeth
LT 77 M. Smith
LG 68 C. Kemoeatu
C 62 J. Hartwig
RG 73 K. Simmons
RT 74 W. Colon
TE 83 H. Miller
HB 34 R. Mendenhall
FB 38 C. Davis
QB 7 B. Roethlisberger
WR 10 S. Holmes

Defense

DE 91 Aa. Smith
NT 76 C. Hoke
DE 90 T. Kirschke
LOLB 56 L. Woodley
LILB 51 J. Farris
RILB 50 L. Foote
ROLB 92 J. Harrison
LCB 24 I. Taylor
FS 25 R. Clark
SS 43 T. Polamalu
RCB 20 B. McFadden

OFFICIALS -- Referee: Gene Steratore (114), Umpire: Jeff Rice (44), Head Linesman: Tom Stabile (24), Line Judge: Jeff Seeman (45), Side Judge: Barry Anderson (20), Field Judge: Greg Gautreaux (80), Back Judge: Tony Steratore (112)

SCORING	1	2	3	4	OT	TOTAL
Baltimore	3	10	0	7	0	20
Pittsburgh	3	0	14	3	3	23

FIELD GOALS - made () & missed	
M. Stover	(33, 20)
J. Reed	(49, 19, 46)

TEAM	QTR	TIME	PLAY DESCRIPTION (extra point)	DRIVE	SCORE
Steelers	1	6:44	Je. Reed 49 yd. Field Goal	11-45, 6:41	0-3
Ravens	1	0:18	M. Stover 33 yd. Field Goal	10-33, 4:51	3-3
Ravens	2	3:48	M. Stover 20 yd. Field Goal	11-48, 5:39	6-3
Ravens	2	0:17	D. Wilcox 4 yd. pass from J. Flacco (M. Stover kick)	6-44, 1:35	13-3
Steelers	3	4:09	S. Holmes 38 yd. pass from B. Roethlisberger (Je. Reed kick)	4-67, 1:40	13-10
Steelers	3	3:54	L. Woodley 7 yd. fumble return (Je. Reed kick)		13-17
Steelers	4	9:19	Je. Reed 19 yd. Field Goal	7-60, 4:44	13-20
Ravens	4	4:02	L. M ^c Clain 2 yd. run (M. Stover kick)	9-76, 5:17	20-20
Steelers	5	8:55	Je. Reed 46 yd. Field Goal	7-29, 3:56	20-23

TEAM STATISTICS

	Ravens	Steelers
First Downs (total-rush-pass-penalty)	16-4-12-0	11-2-7-2
Total Yards - Plays - Average	243-69-3.5	237-55-4.3
Net Yards Rushing - Rushes - Average	103-33-3.1	69-28-2.5
Net Yards Passing - Times Thrown - Yds Lost - Gross Pass.	140-5-52-192	168-3-23-191
Passes Attempted - Completed - Intercepted	31-16-0	24-14-1
Punts / Number - Average	8-47.4	7-40.1
Penalties / Number - Yards	8-72	5-29
Fumbles / Number - Lost	4-1	2-0

INDIVIDUAL STATISTICS

Rushing	Baltimore:	L. M ^c Clain 16-63-1-11LG; W. M ^c Gahee 13-42-0-12LG; R. Rice 1-0-0-0LG J. Flacco 2-(-1)-0-0LG; M. Clayton 1-(-1)-0-(-1)LG
	Pittsburgh:	R. Mendenhall 9-30-0-12LG; C. Davis 8-15-0-8LG; M. Moore 8-13-0-5LG N. Washington 1-8-0-8LG; B. Roethlisberger 2-3-0-4LG
Receiving	Baltimore:	D. Mason 8-137-0-35LG; L. M ^c Clain 3-26-0-25LG W. M ^c Gahee 3-19-0-15LG; D. Williams 1-6-0-6LG; D. Wilcox 1-4-1-4LG
	Pittsburgh:	S. Holmes 3-61-1-38LG; M. Moore 3-37-0-24LG; H. Ward 2-57-0-49LG N. Washington 2-23-0-12LG; H. Miller 2-8-0-6LG R. Mendenhall 1-6-0-6LG; C. Davis 1-(-1)-0-(-1)LG
Passing	Baltimore:	J. Flacco 31-16-192-0-1-35LG
	Pittsburgh:	B. Roethlisberger 24-14-191-1-1-49LG
Interceptions	Baltimore:	H. Ngata 1-1
	Pittsburgh:	None
Sacks	Baltimore:	B. Scott 1-10; T. Suggs 1-7, C. Ivy 1-6
	Pittsburgh:	J. Harrison 2.5-30; L. Woodley 1.5-19; L. Timmons 1-3

2

Ravens 28 - Browns 10

Cleveland (0-3)
Baltimore (2-0)

SUNDAY, SEPT. 21, 2008

4:16 PM EDT

M&T BANK STADIUM

BALTIMORE

Weather: 77 Sunny, Wind E 2 mph // Attendance: 71,104 // Time: 3:09

Despite starting out slowly, the Ravens defeated the Cleveland Browns, 28-10 on 9/21 at M&T Bank Stadium, with a massive 2nd-half surge by the defense and a power running game. Baltimore turned 2 QB Derek Anderson INTs into TDs and grabbed a 3rd in the game's closing moments to seal the victory. K Matt Stover banged a 48-yard FG off the right upright on the Ravens' 1st drive, and rookie QB Joe Flacco tossed his 1st career INT on their 2nd series, which the Browns converted into an opening TD. Baltimore tried to answer with a flea-flicker, but a 53-yard bomb to WR Derrick Mason ended up costing Flacco his 2nd pick. RB Willis M^cGahee, in his 1st live action of the season, evened the score with a 5-yard run later in the 2nd quarter. M^cGahee finished with 64 yards on 15 carries before leaving in the 4th with an eye injury. Cleveland took a 10-7 lead into halftime, but the Ravens totaled 21 3rd-quarter points. On the 3rd play of the period, LB Ray Lewis leveled Cleveland TE Kellen Winslow and dislodged the football, which landed in CB Chris McAlister's hands for an INT. McAlister's return to the 12-yard line set up FB LeRon M^cClain's 1-yard TD plunge. Less than 1 minute later, S Ed Reed pounced on another Anderson INT and raced 32 yards to the end zone. A botched punt on the next series gave the Ravens a short field on Cleveland's 35, which led to M^cClain's 2nd TD. Flacco, who went 13-of-19 for 129 yards and the 2 INTs, only threw 5 passes in the 2nd half. The Ravens relied on M^cGahee, M^cClain (17 rushes for 66 yards) and rookie RB Ray Rice (5 carries, 21 yards) for much of the game, and even held the ball for 13:18 in the 4th quarter. Meanwhile, Baltimore's defense, which allowed just 169 net yards, totaled 5 sacks - 2 by LB Terrell Suggs - and capped the night with CB Samari Rolle's INT on the Browns' final offensive play.

CLEVELAND BROWNS

Offense

WR 12 S. Steptoe
LT 73 J. Thomas
LG 68 S. McKinney
C 66 H. Fraley
RG 70 R. Hadnot
RT 77 K. Shaffer
TE 80 K. Winslow
TE 82 S. Heiden
WR 17 B. Edwards
QB 3 D. Anderson
RB 31 J. Lewis

Defense

LE 99 C. Williams
NT 92 S. Rogers
RE 91 S. Smith
LOLB 96 A. Hall
MLB 54 A. Davis
WLB 52 D. Jackson
ROLB 95 K. Wimbley
LCB 24 E. Wright
RCB 22 B. McDonald
SS 20 M. Adams
FS 21 B. Pool

BALTIMORE RAVENS

Offense

LWR 89 M. Clayton
LT 71 J. Gaither
LG 66 B. Grubbs
C 60 J. Brown
RG 73 M. Yanda
RT 78 A. Terry
TE 86 T. Heap
RWR 85 D. Mason
QB 5 J. Flacco
RB 23 W. M^cGahee
FB 33 L. M^cClain

Defense

LDE 92 H. Ngata
NT 94 J. Bannan
RDE 90 T. Pryce
LOLB 95 J. Johnson
LILB 52 R. Lewis
RILB 57 B. Scott
ROLB 55 T. Suggs
LCB 21 C. McAlister
RCB 22 S. Rolle
SS 26 D. Landry
FS 20 E. Reed

OFFICIALS -- Referee: Ed Hochuli (85), Umpire: Chad Brown (31), Head Linesman: Mark Hittner (28), Line Judge: Tim Podraza (47), Side Judge: Mike Weatherford (116), Field Judge: Tom Sifferman (118), Back Judge: Bill Schmitz (122)

SCORING	1	2	3	4	OT	TOTAL
Cleveland	0	10	0	0	-	10
Baltimore	0	7	21	0	-	28

FIELD GOALS - made () & missed	
P. Dawson	(38)
M. Stover	48RU

TEAM	QTR	TIME	PLAY DESCRIPTION (extra point)	DRIVE	SCORE
Browns	2	14:52	J. Harrison 19 yd. pass from D. Anderson (P. Dawson kick)	7-52, 3:14	7-0
Ravens	2	6:40	W. M ^c Gahee 5 yd. run (M. Stover kick)	7-43, 4:15	7-7
Browns	2	1:04	P. Dawson 38 yd. Field Goal	13-55, 5:36	10-7
Ravens	3	11:13	L. M ^c Clain 1 yd. run (M. Stover kick)	4-12, 2:17	10-14
Ravens	3	10:23	E. Reed 32 yd. interception return (M. Stover kick)		10-21
Ravens	3	4:49	L. M ^c Clain 1 yd. run (M. Stover kick)	5-35, 3:08	10-28

TEAM STATISTICS

	Browns	Ravens
First Downs (total-rush-pass-penalty)	11-3-7-1	21-13-7-1
Total Yards - Plays - Average	169-57-3.0	273-64-4.3
Net Yards Rushing - Rushes - Average	73-15-4.9	151-44-3.4
Net Yards Passing - Times Thrown - Yds Lost - Gross Pass.	96-5-29-125	122-1-7-129
Passes Attempted - Completed - Intercepted	37-14-3	19-13-2
Punts / Number - Average	7-43.0	3-48.7
Penalties / Number - Yards	9-65	5-40
Fumbles / Number - Lost	1-0	1-0

INDIVIDUAL STATISTICS

Rushing	Cleveland:	J. Lewis 12-56-0-14LG; J. Wright 1-11-0-11LG; L. Vickers 1-4-0-4LG D. Anderson 2-(-1)-0-2LG
	Baltimore:	L. M ^c Clain 17-66-2-17LG; W. M ^c Gahee 15-64-1-10LG R. Rice 5-21-0-11LG; L. Neal 1-2-0-2LG; J. Flacco 6-(-2)-0-2LG
Receiving	Cleveland:	B. Edwards 3-27-0-17LG; J. Lewis 3-21-0-9LG; L. Vickers 2-21-0-16LG K. Winslow 2-14-0-10LG; S. Steptoe 2-6-0-6LG J. Harrison 1-19-0-19LG; J. Cribbs 1-17-0-17LG
	Baltimore:	D. Mason 4-42-0-19LG; D. Williams 3-26-0-12LG; T. Heap 2-32-0-17LG M. Clayton 2-14-0-12LG; W. M ^c Gahee 1-11-0-11LG; L. M ^c Clain 1-4-0-4LG
Passing	Cleveland:	D. Anderson 37-14-125-3-1-19LG
	Baltimore:	J. Flacco 19-13-129-2-0-19LG
Interceptions	Cleveland:	D. Jackson 1-16; M. Adams 1-0
	Baltimore:	E. Reed 1-32; C. McAlister 1-12; S. Rolle 1-2
Sacks	Cleveland:	A. Hall 1-7
	Baltimore:	T. Suggs 2-17; J. Leonhard 1-7; T. Pryce 1-2

1

Ravens 17 - Bengals 10

Cincinnati (0-1)

Baltimore (1-0)

SUNDAY, SEPT 7, 2008

1:06 PM EDT

M&T BANK STADIUM

BALTIMORE

Weather: 78 Sunny, Wind NW 7 mph // Attendance: 70,978 // Time: 3:09

In his regular season debut, which came earlier than originally anticipated because of QB Kyle Boller's season-ending shoulder injury and QB Troy Smith's tonsil infection, rookie QB Joe Flacco helped the Ravens to a 17-10 victory over the Cincinnati Bengals. The win came in the season opener (9/7) at M&T Bank Stadium. Baltimore's defense limited Cincinnati to only 154 total yards and 8 1st downs (2 from penalties) in John Harbaugh's 1st game as a head coach. Flacco finished 15-of-29 for 129 yards, threw a key block on WR Mark Clayton's 42-yard TD run on a reverse that opened the scoring, and then Joe sprinted down the right sideline 38 yards for another TD in the 3rd quarter. Bengals QB Carson Palmer produced only 99 yards on a 10-of-25 showing. Palmer was sacked twice but hit many other times, and his 35.2 QB rating was a personal worst out of 61 career games. Flacco's 1st pass, a 9-yard completion to TE Todd Heap, was fumbled away. Both teams traded punts before CB Chris McAlister stole a tipped (S Ed Reed) Palmer pass on Baltimore's 17-yard line. Flacco then marched 78 yards, the last 42 coming on Clayton's surprise play around the left edge. K Matt Stover and Bengals K Shayne Graham matched FGs in the 1st half. Flacco then extended the lead to 17-3 when he rolled right on a naked bootleg and kept going 38 yards to paydirt. RB Ray Rice (64 yards on 22 carries) fumbled on a 4th-quarter drive, which Bengals CB Johnathan Joseph returned 65 yards for a TD. But Baltimore got a 4th-down stop in the final period and then used FB Le'Ron McClain - 19 carries for a game-high 86 yards - to run the last 7:15 off the clock. The Ravens held the ball 13:17 of the final quarter and owned a 36:15 to 23:45 time advantage for the game.

CINCINNATI BENGALS

Offense

WR 85 C. Johnson
 LOT 76 L. Jones
 LG 77 A. Whitworth
 C 53 E. Ghiaciu
 RG 63 B. Williams
 ROT 79 S. Andrews
 TE 82 R. Kelly
 WR 84 T. Houshmandzadeh
 QB 9 C. Palmer
 HB 23 C. Perry
 TE 81 B. Utecht

Defense

LDE 91 R. Geathers
 LDT 94 D. Peko
 RDT 97 J. Thornton
 RDE 92 F. Rucker
 SLB 93 R. Jeanty
 MLB 57 Dh. Jones
 WLB 55 K. Rivers
 LCB 22 J. Joseph
 RCB 29 L. Hall
 SS 28 D. Jackson
 FS 26 M. White

BALTIMORE RAVENS

Offense

LWR 89 M. Clayton
 LT 71 J. Gaither
 LG 66 B. Grubbs
 C 60 J. Brown
 RG 73 M. Yanda
 RT 78 A. Terry
 TE 86 T. Heap
 RWR 85 D. Mason
 QB 5 J. Flacco
 RB 27 R. Rice
 FB 33 L. McClain

Defense

LDE 90 T. Pryce
 NT 94 J. Bannan
 RDE 92 H. Ngata
 LOLB 95 J. Johnson
 LILB 52 R. Lewis
 RILB 57 B. Scott
 ROLB 55 T. Suggs
 LCB 21 C. McAlister
 RCB 22 S. Rolle
 SS 26 D. Landry
 FS 20 E. Reed

OFFICIALS -- Referee: Scott Green (19), Umpire: Scott Dawson (70), Head Linesman: Jerry Bergman (32), Line Judge: Thomas Symonette (10), Side Judge: Larry Rose (128), Field Judge: Doug Rosenbaum (67), Back Judge: Billy Smith (2)

SCORING	1	2	3	4	OT	TOTAL
Cincinnati	0	3	0	7	-	10
Baltimore	7	3	7	0	-	17

FIELD GOALS - made () & missed	
S. Graham	(43)
M. Stover	47WL, (21)

TEAM	QTR	TIME	PLAY DESCRIPTION (extra point)	DRIVE	SCORE
Ravens	1	2:12	M. Clayton 42 yd. run (M. Stover kick)	8-78, 3:06	0-7
Ravens	2	1:43	M. Stover 21 yd. Field Goal	6-36, 0:54	0-10
Bengals	2	0:05	S. Graham 43 yd. Field Goal	7-43, 1:38	3-10
Ravens	3	0:15	J. Flacco 38 yd. run (M. Stover kick)	6-64, 2:32	3-17
Bengals	4	10:15	J. Joseph 65 yd. fumble return (S. Graham kick)		10-17

TEAM STATISTICS

	Bengals	Ravens
First Downs (total-rush-pass-penalty)	8-1-5-2	21-12-8-1
Total Yards - Plays - Average	154-50-3.1	358-75-4.8
Net Yards Rushing - Rushes - Average	65-23-2.8	229-46-5.0
Net Yards Passing - Times Thrown - Yds Lost - Gross Pass.	89-2-10-99	129-0-0-129
Passes Attempted - Completed - Intercepted	25-10-1	29-15-0
Punts / Number - Average	7-45.1	5-48.2
Penalties / Number - Yards	5-40	9-64
Fumbles / Number - Lost	1-1	2-2

INDIVIDUAL STATISTICS

Rushing	Cincinnati:	C. Perry 18-37-0-9LG; C. Palmer 3-15-0-9LG; K. Watson 2-13-0-7LG
	Baltimore:	L. McClain 19-86-0-12LG; R. Rice 22-64-0-10LG; M. Clayton 1-42-1-42LG J. Flacco 4-37-1-38LG
Receiving	Cincinnati:	T. Houshmandzadeh 3-44-0-24LG; B. Utecht 2-10-0-8LG K. Watson 2-3-0-3LG; C. Johnson 1-22-0-22LG; R. Kelly 1-15-0-15LG C. Perry 1-5-0-5LG
	Baltimore:	D. Mason 4-44-0-15LG; M. Clayton 3-21-0-8LG; R. Rice 3-19-0-8LG L. McClain 2-24-0-13LG; L. Neal 1-13-0-13LG; T. Heap 1-5-0-5LG D. Williams 1-3-0-3LG
Passing	Cincinnati:	C. Palmer 25-10-99-1-0-24LG
	Baltimore:	J. Flacco 29-15-129-0-0-15LG
Interceptions	Cincinnati:	None
	Baltimore:	C. McAlister 1-16
Sacks	Cincinnati:	None
	Baltimore:	J. Bannan 1-6; J. Johnson 1-4

2008 POSTSEASON OFFENSIVE STATS

Game	1/4/09 at Mia.	1/10/09 at Ten.	1/18/09 at Pit.
Points	27	13	14
1st Qtr	3	7	0
2nd Qtr	10	0	7
3rd Qtr	7	0	0
4th Qtr	7	6	7
Overtime	0	0	0
TDs (Ru-P-Ret)	2-0-2	0-1-0	2-0-0
PATs (M/A)	3-3	1-1	2-2
2PT Convs (M/A)	0-0	0-0	0-0
FGs (M/A)	2-2	2-2	0-0
Safeties	0	0	0
First Downs	16	9	13
Rushing	8	3	5
Passing	7	5	6
Penalty	1	1	2
3rd Down Conv (M/A)	5-12	3-13	3-13
3rd Down Conv Pct	42.00%	23.00%	23.00%
4th Down Conv (M/A)	0-0	0-0	0-1
4th Down Conv Pct	0.00%	0.00%	0.00%
Total Net Yards	286	211	198
Total Off. Plays	56	52	58
Avg. Gain Per Play	5.1	4.1	3.4
Net Yards Rushing	151	50	73
Total Rushing Plays	33	30	25
Avg. Gain Per Rush	4.6	1.7	2.9
Net Yards Passing	135	161	125
Times Sacked	0	0	3
Yards Lost on Sacks	0	0	16
Gross Yards Passing	135	161	141
Pass Attempts	23	22	30
Pass Completions	9	11	13
Completion Pct	39.10%	50.00%	43.30%
Avg. Gain Per Pass	5.9	7.3	3.8
Interceptions	0	0	3
Fumbles / Fum. Lost	1-1	0-0	3-1
Penalties	7	8	6
Penalty Yards	59	40	53
Punts	5	8	7
Gross Punting Avg	43.4	42.8	40.9
Touchbacks	1	1	0
Inside20	2	2	3
Punts Blocked	0	0	0
Net Punting Average	37.4	39.3	37.1
Punt Returns	2	1	6
Punt Return Yards	21	29	56
Punt Return Avg.	10.5	29	10.8
Fair Catches	1	1	0
Kickoff Returns	2	2	6
Kickoff Return Yards	54	15	86
Kickoff Return Avg.	27	15	14.3
Time of Possession	26:34:00	25:53:00	26:51:00

2008 POSTSEASON DEFENSIVE STATS

Game	1/4/09 at Mia.	1/10/09 at Ten.	1/18/09 at Pit.
Points	9	10	23
1st Qtr	3	7	6
2nd Qtr	0	0	7
3rd Qtr	0	0	3
4th Qtr	6	3	7
Overtime	0	0	0
TDs (Ru-P-Ret)	0-1-0	1-0-0	0-1-1
PATs (M/A)	0-1	1-1	2-2
2PT Convs (M/A)	0-0	0-0	0-0
FGs (M/A)	1-1	1-2	3-3
Safeties	0	0	0
First Downs	18	21	11
Rushing	5	4	1
Passing	11	16	9
Penalty	2	1	1
3rd Down Conv (M/A)	2-10	4-14	7-18
3rd Down Conv Pct	20.00%	29.00%	39.00%
4th Down Conv (M/A)	0-1	0-2	0-0
4th Down Conv Pct	0.00%	0.00%	0.00%
Total Net Yards	276	391	275
Total Off. Plays	62	71	65
Avg. Gain Per Play	4.5	5.5	4.2
Net Yards Rushing	52	116	52
Total Rushing Plays	21	28	28
Avg. Gain Per Rush	2.5	4.1	1.9
Net Yards Passing	224	275	223
Times Sacked	3	1	4
Yards Lost on Sacks	28	6	32
Gross Yards Passing	252	281	255
Pass Attempts	38	42	33
Pass Completions	25	26	16
Completion Pct	65.80%	61.90%	48.50%
Avg. Gain Per Pass	5.5	6.4	6.0
Interceptions	4	1	0
Fumbles / Fum. Lost	2-1	5-2	2-1
Penalties	4	12	6
Penalty Yards	34	89	67
Punts	3	4	7
Gross Punting Average	44	53.3	37.7
Touchbacks	0	2	0
Inside20	1	0	0
Punts Blocked	0	0	0
Net Punting Average	37	36	28.4
Punt Returns	2	3	5
Punt Return Yards	10	8	26
Punt Return Avg.	5	2.7	5.2
Fair Catches	0	3	1
Kickoff Returns	3	4	3
Kickoff Return Yards	69	104	64
Kickoff Return Avg.	23	26	21.3
Time of Possession	33:26:00	34:07:00	33:09:00

2008 REGULAR SEASON OFFENSIVE STATS

Game	9/7 vs. Cin.	9/21 vs. Cle.	9/29 @ Pit.	10/5 vs. Ten.	10/12 @ Ind.	10/19 @ Mia.	10/26 vs. Oak.	11/2 @ Cle.	11/9 @ Hou.	11/16 @ NYG	11/23 vs. Phi.	11/30 @ Cin.	12/7 vs. Was.	12/14 vs. Pit.	12/20 @ Dal.	12/28 vs. Jax.
Points	17	28	20	10	3	27	29	37	41	10	36	34	24	9	33	27
1st Qtr	7	0	3	3	0	3	2	10	7	0	0	3	14	0	3	3
2nd Qtr	3	7	10	0	0	14	17	3	5	3	10	10	0	6	6	21
3rd Qtr	7	21	0	7	3	3	3	7	7	7	2	14	3	3	7	3
4th Qtr	0	0	7	0	0	7	7	17	22	0	24	7	7	0	17	0
Overtime	0	0	0	0	0	0	0	0	0	0	0	0	0	0	0	0
TDs (Ru-P-Ret)	2-0-0	3-0-1	1-1-0	1-0-0	0-0-0	1-1-1	2-1-0	1-2-1	2-3-0	0-1-0	1-2-1	0-3-1	1-1-1	0-0-0	2-1-0	3-0-0
PATs (M/A)	2-2	4-4	2-2	1-1	0-0	3-3	3-3	4-4	4-4	1-1	4-4	4-4	3-3	0-0	3-3	3-3
2PT Convs (M/A)	0-0	0-0	0-0	0-0	0-0	0-0	0-0	0-0	1-1	0-0	0-0	0-0	0-0	0-0	0-0	0-0
FGs (M/A)	1-2	0-1	2-2	1-2	1-1	2-2	2-2	3-3	1-2	1-2	2-3	2-2	1-1	3-3	4-4	2-3
Safeties	0	0	0	0	0	0	1	0	1	0	1	0	0	0	0	0
First Downs	21	21	16	22	16	22	18	21	27	18	14	20	12	12	20	20
Rushing	12	13	4	10	4	10	12	8	14	6	6	6	7	4	8	8
Passing	8	7	12	9	11	10	6	13	8	10	8	14	5	8	7	11
Penalty	1	1	0	3	1	2	0	0	5	2	0	0	0	0	5	1
3rd Down Conv (M/A)	9-17	3-11	7-17	7-14	3-11	6-13	10-18	7-16	5-11	5-12	5-17	8-17	5-15	4-14	5-15	6-14
3rd Down Conv Pct	52.94%	27.27%	41.18%	50.00%	27.27%	46.15%	55.56%	43.75%	45.45%	41.67%	29.41%	47.06%	33.33%	28.57%	33.33%	42.86%
4th Down Conv (M/A)	0-1	2-3	0-0	0-0	1-1	1-1	0-0	0-0	0-0	1-2	0-0	0-0	1-2	0-0	1-1	0-0
4th Down Conv Pct	0.00%	66.67%	0.00%	0.00%	100.00%	100.00%	0.00%	0.00%	0.00%	50.00%	0.00%	0.00%	50.00%	0.00%	100.00%	0.00%
Total Net Yards	358	273	243	285	260	357	375	429	333	275	248	451	281	202	388	431
Total Off. Plays	75	64	69	65	61	61	71	72	67	60	69	75	60	61	66	62
Avg. Gain Per Play	4.8	4.3	3.5	4.4	4.3	5.9	5.3	6	5	4.6	3.6	6	4.7	3.3	5.9	7
Net Yards Rushing	229	151	103	132	51	140	192	193	162	121	110	147	147	112	265	127
Total Rushing Plays	46	44	33	38	19	35	46	41	40	26	40	43	39	31	36	34
Avg. Gain Per Rush	5	3.4	3.1	3.5	2.7	4	4.2	4.7	4.1	4.7	2.8	3.4	3.8	3.6	7.4	3.7
Net Yards Passing	129	122	140	153	209	217	183	236	171	154	138	304	134	90	123	304
Times Sacked	0	1	5	0	4	3	0	2	3	1	3	2	0	2	5	3
Yards Lost on Sacks	0	7	52	0	32	15	0	12	28	10	45	8	0	25	26	18
Gross Yards Passing	129	129	192	153	241	232	183	248	199	164	183	312	134	115	149	322
Pass Attempts	29	19	31	27	38	23	25	29	24	33	26	30	21	28	25	25
Pass Completions	15	13	16	18	28	17	13	17	16	20	12	20	10	11	17	18
Completion Pct	51.72%	68.42%	51.61%	66.67%	73.68%	73.91%	52.00%	58.62%	66.67%	60.61%	46.15%	66.67%	47.62%	39.29%	68.00%	72.00%
Avg. Gain Per Pass	4.4	6.1	3.9	5.7	5	8.3	7.3	7.6	6.3	4.5	4.8	9.5	6.4	3	4.1	10.9
Interceptions	0	2	0	2	3	0	0	0	0	2	0	0	1	2	0	0
Fumbles / Fum. Lost	2-2	1-0	4-1	0-0	4-2	2-1	1-1	0-0	1-0	1-0	1-0	2-0	2-1	1-0	5-1	1-0
Penalties	9	5	8	11	4	7	8	7	7	10	5	3	4	6	3	7
PenaltyYards	64	40	72	91	33	67	52	42	55	66	30	30	35	40	19	55
Punts	5	3	8	4	5	3	6	6	4	3	8	7	6	7	5	4
Gross Punting Avg	48.2	48.7	47.4	39	49	59	40.3	41.7	50	31.3	45.3	47.3	41.3	41.7	52.2	38.3
Touchbacks	0	0	0	1	0	0	1	1	1	0	1	1	0	0	1	2
Inside20	1	0	2	2	0	3	3	2	3	1	3	4	3	4	2	1
Punts Blocked	0	0	0	0	0	0	0	0	0	0	0	0	0	0	0	0
Net Punting Average	46	40.7	43.9	25.8	45.8	55.7	36.2	31.5	45	31.3	39	42	40.3	41	46.6	25.5
Punt Returns	4	1	4	1	2	2	4	5	1	1	4	3	3	5	3	1
Punt Return Yards	56	21	7	7	8	12	63	26	3	0	30	5	9	90	41	0
Punt Return Avg.	14	21	1.8	7	4	6	15.8	5.2	3	0	7.5	1.7	3	18	13.7	0
Fair Catches	1	2	1	2	1	0	0	0	1	0	1	5	2	0	3	1
Kickoff Returns	2	3	6	1	3	4	3	4	3	4	2	1	3	4	5	2
Kickoff Return Yards	25	78	120	25	53	101	70	34	66	102	39	21	53	91	81	48
Kickoff Return Avg.	12.5	26	20	25	17.7	25.3	23.3	8.5	22	25.5	19.5	21	17.7	22.8	16.2	24
Time of Possession	36:15:00	37:48:00	34:22:00	34:28:00	27:56:00	31:43:00	36:20:00	33:45:00	36:17:00	29:08:00	33:21:00	38:58:00	30:50:00	28:22:00	32:30:00	32:02:00

2008 REGULAR SEASON DEFENSIVE STATS

Game	9/7 vs. Cin.	9/21 vs. Cle.	9/29 @ Pit.	10/5 vs. Ten.	10/12 @ Ind.	10/19 @ Mia.	10/26 vs. Oak.	11/2 @ Cle.	11/9 @ Hou.	11/16 @ NYG	11/23 vs. Phi.	11/30 @ Cin.	12/7 vs. Was.	12/14 vs. Pit.	12/20 @ Dal.	12/28 vs. Jax.
Points	10	10	23	13	31	13	10	27	13	30	7	3	10	13	24	7
1st Qtr	0	0	3	0	17	3	0	7	0	13	0	0	0	0	7	7
2nd Qtr	3	10	0	3	7	3	0	6	6	7	7	3	0	3	0	0
3rd Qtr	0	0	14	0	7	7	10	14	7	7	0	0	0	0	0	0
4th Qtr	7	0	3	10	0	0	0	0	0	3	0	0	10	10	17	0
Overtime	0	0	3	0	0	0	0	0	0	0	0	0	0	0	0	0
TDs (Ru-P-Ret)	0-0-1	0-1-0	0-1-1	0-1-0	1-3-0	0-1-0	0-1-0	0-2-1	0-1-0	2-1-1	0-0-1	0-0-0	0-1-0	0-1-0	1-2-0	0-1-0
PATs (M/A)	1-1	1-1	2-2	1-1	4-4	1-1	1-1	3-3	1-1	3-3	1-1	0-0	1-1	1-1	3-3	1-1
2PT Convs (M/A)	0-0	0-0	0-0	0-0	0-0	0-0	0-0	0-0	0-0	0-1	0-0	0-0	0-0	0-0	0-0	0-0
FGs (M/A)	1-1	1-1	3-3	2-2	1-1	2-2	1-1	2-2	2-2	1-1	0-0	1-1	1-2	2-2	1-1	0-0
Safeties	0	0	0	0	0	0	0	0	0	0	0	0	0	0	0	0
First Downs	8	11	11	14	17	21	10	14	19	22	13	6	14	18	16	14
Rushing	1	3	2	1	3	4	2	1	5	9	4	2	4	5	6	6
Passing	5	7	7	11	14	15	8	12	12	11	8	4	9	13	10	6
Penalty	2	1	2	2	0	2	0	1	2	2	1	0	1	0	0	2
3rd Down Conv (M/A)	2-13	3-13	5-15	6-13	7-14	5-13	2-13	2-12	3-8	6-10	3-13	2-15	3-14	8-17	8-17	6-12
3rd Down Conv Pct	15.38%	23.08%	33.33%	46.15%	50.00%	38.46%	15.38%	16.67%	37.50%	60.00%	23.08%	13.33%	21.43%	47.06%	47.06%	50.00%
4th Down Conv (M/A)	0-2	0-0	0-0	0-0	0-0	0-1	1-4	0-1	0-1	0-0	0-2	0-1	1-2	0-0	0-1	0-1
4th Down Conv Pct	0.00%	0.00%	0.00%	0.00%	0.00%	0.00%	25.00%	0.00%	0.00%	0.00%	0.00%	0.00%	100.00%	0.00%	0.00%	0.00%
Total Net Yards	154	169	237	210	334	359	234	274	355	353	206	155	254	311	327	245
Total Off. Plays	50	57	55	54	60	58	56	57	56	57	64	53	60	70	68	53
Avg. Gain Per Play	3.1	3	4.3	3.9	5.6	6.2	4.2	4.8	6.3	6.2	3.2	2.9	4.2	4.4	4.8	4.6
Net Yards Rushing	65	73	69	47	76	71	47	64	75	207	86	57	62	91	92	118
Total Rushing Plays	23	15	28	22	30	22	19	23	16	33	21	16	21	27	21	27
Avg. Gain Per Rush	2.8	4.9	2.5	2.1	2.5	3.2	2.5	2.8	4.7	6.3	4.1	3.6	3	3.4	4.4	4.4
Net Yards Passing	89	96	168	163	258	288	187	210	280	146	120	98	192	220	235	127
Times Sacked	2	5	3	0	2	1	4	1	2	1	2	4	2	3	2	1
Yards Lost on Sacks	10	29	23	0	13	7	41	9	14	7	12	26	26	26	17	0
Gross Yards Passing	99	125	191	163	271	295	228	219	294	153	132	124	218	246	252	127
Pass Attempts	25	37	24	32	28	35	33	33	38	23	41	33	37	40	45	25
Pass Completions	10	14	14	17	19	24	15	17	23	13	18	12	21	22	24	14
Completion Pct	40.00%	37.84%	58.33%	53.13%	67.86%	68.57%	45.45%	51.52%	60.53%	56.52%	43.90%	36.36%	56.76%	55.00%	53.33%	56.00%
Avg. Gain Per Pass	3.3	2.3	6.2	5.1	8.6	8	5.1	6.2	7	6.1	2.8	2.6	4.9	5.1	5	4.9
Interceptions	1	3	1	2	0	1	1	1	4	1	4	1	2	0	2	2
Fumbles / Fum. Lost	1-1	1-0	2-0	0-0	2-0	0-0	0-0	1-1	0-0	0-0	1-1	2-0	2-1	3-2	2-0	3-2
Penalties	5	9	5	10	11	6	2	8	10	8	7	3	7	6	10	7
PenaltyYards	40	65	29	78	84	28	10	37	76	65	64	15	39	48	86	28
Punts	7	7	7	4	6	3	5	6	3	3	7	11	7	6	6	4
Gross Punting Average	45.1	43	40.1	39	41.8	54.3	49.8	41.7	46.3	46	41.6	43.5	36.4	42	38.3	46.5
Touchbacks	0	2	0	1	0	1	0	0	0	1	1	1	0	0	0	1
Inside20	2	2	2	1	3	0	0	1	0	0	2	3	3	0	2	0
Punts Blocked	0	0	0	0	0	0	0	0	0	0	1	0	0	0	0	0
Net Punting Average	37.1	34.3	39.1	32.3	40.5	43.7	37.2	37.3	45.3	39.3	30.1	41.3	35.1	27	31.5	41.5
Punt Returns	4	2	6	1	3	2	3	3	0	0	5	2	2	3	1	1
Punt Return Yards	11	24	28	33	16	10	5	41	0	0	30	17	6	5	8	11
Punt Return Avg.	2.8	12	4.7	33	5.3	5	1.7	13.7	0	0	6	8.5	3	1.7	8	11
Fair Catches	0	0	0	2	0	0	0	1	2	1	1	1	3	1	0	0
Kickoff Returns	4	5	3	2	1	6	6	7	6	3	7	7	5	2	7	5
Kickoff Return Yards	118	73	56	77	23	104	109	237	126	53	205	156	94	35	157	97
Kickoff Return Avg.	29.5	14.6	18.7	38.5	23.0	17.3	18.2	33.9	21	17.7	29.3	22.3	18.8	17.5	22.4	19.4
Time of Possession	23:45	22:12	31:43:00	25:32:00	32:04:00	28:17:00	23:40:00	26:15:00	23:43	30:52:00	26:39:00	21:02:00	29:10:00	31:38:00	27:30:00	27:58:00

2008 Post Season Baltimore Ravens Individual Game-By-Game Stats

As of: 1/26/2009 8:18:58 AM

Passing		J.Flacco											
Date	Opponent	Att	Cmp	Yds	Cmp%	Yds/Att	TD	TD%	INT	INT%	LG	Sack/Lost	Rating
1/4	@ Miami	23	9	135	39.1	5.87	0	0.0	0	0.0	31	0/0	59.1
1/10	@ Tennessee	22	11	161	50.0	7.32	1	4.5	0	0.0	48t	0/0	89.4
1/18	@ Pittsburgh	30	13	141	43.3	4.70	0	0.0	3	10.0	22	3/16	18.2
TOTALS		75	33	437	44.0	5.83	1	1.3	3	4.0	48t	3/16	50.8

Rushing		W.McGahee					L.McClain					M.Clayton				
Date	Opponent	No	Yds	Avg	LG	TD	No	Yds	Avg	LG	TD	No	Yds	Avg	LG	TD
1/4	@ Miami	7	62	8.9	48	0	19	75	3.9	11	1	0	0	0	--	0
1/10	@ Tennessee	12	32	2.7	11	0	12	12	1.0	8	0	0	0	0	--	0
1/18	@ Pittsburgh	20	60	3.0	14	2	1	3	3.0	3	0	1	16	16.0	16	0
TOTALS		39	154	3.9	48	2	32	90	2.8	11	1	1	16	16.0	16	0

Rushing		J.Flacco					L.Neal					R.Rice				
Date	Opponent	No	Yds	Avg	LG	TD	No	Yds	Avg	LG	TD	No	Yds	Avg	LG	TD
1/4	@ Miami	5	8	1.6	5t	1	1	4	4.0	4	0	Active, Did Not Play				
1/10	@ Tennessee	5	5	1.0	3	0	1	1	1.0	1	0	0	0	0	--	0
1/18	@ Pittsburgh	2	-8	-4.0	0	0	0	0	0	--	0	1	2	2.0	2	0
TOTALS		12	5	0.4	5t	1	2	5	2.5	4	0	1	2	2.0	2	0

Rushing		T.Smith				
Date	Opponent	No	Yds	Avg	LG	TD
1/4	@ Miami	1	2	2.0	2	0
1/10	@ Tennessee	Active, Did Not Play				
1/18	@ Pittsburgh	Active, Did Not Play				
TOTALS		1	2	2.0	2	0

Receiving		D.Mason					M.Clayton					T.Heap				
Date	Opponent	No.	Yds.	Avg.	LG	TD	No.	Yds.	Avg.	LG	TD	No.	Yds.	Avg.	LG	TD
1/4	@ Miami	4	71	17.8	31	0	2	16	8.0	10	0	1	31	31.0	31	0
1/10	@ Tennessee	5	78	15.6	48t	1	2	45	22.5	37	0	1	23	23.0	23	0
1/18	@ Pittsburgh	3	41	13.7	16	0	2	18	9.0	15	0	3	26	8.7	20	0
TOTALS		12	190	15.8	48t	1	6	79	13.2	37	0	5	80	16.0	31	0

Receiving		W.McGahee					R.Rice					L.Neal				
Date	Opponent	No.	Yds.	Avg.	LG	TD	No.	Yds.	Avg.	LG	TD	No.	Yds.	Avg.	LG	TD
1/4	@ Miami	1	9	9.0	9	0	Active, Did Not Play					1	8	8.0	8	0
1/10	@ Tennessee	1	4	4.0	4	0	0	0	0	0	0	1	7	7.0	7	0
1/18	@ Pittsburgh	2	13	6.5	11	0	3	43	14.3	22	0	0	0	0	0	0
TOTALS		4	26	6.5	11	0	3	43	14.3	22	0	2	15	7.5	8	0

Receiving		D.Wilcox				
Date	Opponent	No.	Yds.	Avg.	LG	TD
1/4	@ Miami	0	0	0	0	0
1/10	@ Tennessee	1	4	4.0	4	0
1/18	@ Pittsburgh	0	0	0	0	0
TOTALS		1	4	4.0	4	0

Punt Returns		J.Leonhard					
Date	Opponent	No.	Yds.	Avg.	LG	FC	TD
1/4	@ Miami	2	21	10.5	11	1	0
1/10	@ Tennessee	1	29	29.0	29	1	0
1/18	@ Pittsburgh	6	65	10.8	45	0	0
TOTALS		9	115	12.8	45	2	0

KO Returns		T.Zbikowski						R.Rice					
Date	Opponent	No.	Yds.	Avg.	LG	FC	TD	No.	Yds.	Avg.	LG	FC	TD
1/4	@ Miami	1	31	31.0	31	0	0	Active, Did Not Play					
1/10	@ Tennessee	1	15	15.0	15	0	0	0	0	0	0	0	0
1/18	@ Pittsburgh	1	22	22.0	22	0	0	2	31	15.5	17	0	0
TOTALS		3	68	22.7	31	0	0	2	31	15.5	17	0	0

KO Returns		Y.Figurs						D.Wilcox					
Date	Opponent	No.	Yds.	Avg.	LG	FC	TD	No.	Yds.	Avg.	LG	FC	TD
1/4	@ Miami	0	0	0	0	0	0	0	0	0	0	0	0
1/10	@ Tennessee	0	0	0	0	0	0	0	0	0	0	0	0
1/18	@ Pittsburgh	2	19	9.5	18	0	0	1	14	14.0	14	0	0
TOTALS		2	19	9.5	18	0	0	1	14	14.0	14	0	0

KO Returns		L.McClain					
Date	Opponent	No.	Yds.	Avg.	LG	FC	TD
1/4	@ Miami	1	23	23.0	23	0	0
1/10	@ Tennessee	0	0	0	0	0	0
1/18	@ Pittsburgh	0	0	0	0	0	0
TOTALS		1	23	23.0	23	0	0

Punting		S.Koch						
Date	Opponent	No.	Yds.	Avg.	TB	In20	LG	Net
1/4	@ Miami	5	217	43.4	1	2	52	37.4
1/10	@ Tennessee	8	342	42.8	1	2	51	39.3
1/18	@ Pittsburgh	7	286	40.9	0	3	52	37.1
TOTALS		20	845	42.3	2	7	52	38.1

2008 Regular Season Baltimore Ravens Individual Game-By-Game Stats

As of: 12/28/2008 7:11:32 PM

Passing		J.Flacco												
Date	Opponent	Att	Cmp	Yds	Cmp%	Yds/Att	TD	TD%	INT	INT%	LG	Sack/Lost	Rating	
9/7	Cincinnati	29	15	129	51.7	4.45	0	0.0	0	0.0	15	0/0	63.7	
9/21	Cleveland	19	13	129	68.4	6.79	0	0.0	2	10.5	19	1/7	47.8	
9/29	@ Pittsburgh	31	16	192	51.6	6.19	1	3.2	0	0.0	35	5/52	81.7	
10/5	Tennessee	27	18	153	66.7	5.67	0	0.0	2	7.4	22	0/0	50.4	
10/12	@ Indianapolis	38	28	241	73.7	6.34	0	0.0	3	7.9	54	4/32	57.0	
10/19	@ Miami	23	17	232	73.9	10.09	1	4.3	0	0.0	40	2/14	120.2	
10/26	Oakland	24	12	140	50.0	5.83	1	4.2	0	0.0	70t	0/0	81.9	
11/2	@ Cleveland	29	17	248	58.6	8.55	2	6.9	0	0.0	47t	2/12	109.6	
11/9	@ Houston	23	15	185	65.2	8.04	2	8.7	0	0.0	43t	3/28	118.9	
11/16	@ New York Giants	33	20	164	60.6	4.97	1	3.0	2	6.1	16	1/10	58.1	
11/23	Philadelphia	26	12	183	46.2	7.04	2	7.7	0	0.0	53t	3/45	95.5	
11/30	@ Cincinnati	29	19	280	65.5	9.66	2	6.9	0	0.0	70t	2/8	119.9	
12/7	Washington	21	10	134	47.6	6.38	1	4.8	1	4.8	30	0/0	64.4	
12/14	Pittsburgh	28	11	115	39.3	4.11	0	0.0	2	7.1	24	2/25	22.2	
12/20	@ Dallas	25	17	149	68.0	5.96	1	4.0	0	0.0	23	5/26	96.9	
12/28	Jacksonville	23	17	297	73.9	12.91	0	0.0	0	0.0	48	2/17	115.8	
TOTALS		428	257	2,971	60.0	6.94	14	3.3	12	2.8	70t	32/276	80.3	

Passing		T.Smith												
Date	Opponent	Att	Cmp	Yds	Cmp%	Yds/Att	TD	TD%	INT	INT%	LG	Sack/Lost	Rating	
9/7	Cincinnati													
9/21	Cleveland													
9/29	@ Pittsburgh													
10/5	Tennessee													
10/12	@ Indianapolis													
10/19	@ Miami													
10/26	Oakland	1	1	43	100.0	43.00	0	0.0	0	0.0	43	0/0	118.8	
11/2	@ Cleveland	0	0	0	0	0	0	0	0	0	--	0	0	
11/9	@ Houston	1	1	14	100.0	14.00	1	100.0	0	0.0	14t	0/0	158.3	
11/16	@ New York Giants													
11/23	Philadelphia													
11/30	@ Cincinnati	0	0	0	0	0	0	0	0	0	--	0	0	
12/7	Washington													
12/14	Pittsburgh													
12/20	@ Dallas	0	0	0	0	0	0	0	0	0	--	0	0	
12/28	Jacksonville	2	1	25	50.0	12.50	0	0.0	0	0.0	25	1/1	95.8	
TOTALS		4	3	82	75.0	20.50	1	25.0	0	0.0	43	1/1	156.3	

Passing		M.Clayton												
Date	Opponent	Att	Cmp	Yds	Cmp%	Yds/Att	TD	TD%	INT	INT%	LG	Sack/Lost	Rating	
9/7	Cincinnati	0	0	0	0	0	0	0	0	0	--	0	0	
9/21	Cleveland	0	0	0	0	0	0	0	0	0	--	0	0	
9/29	@ Pittsburgh	0	0	0	0	0	0	0	0	0	--	0	0	
10/5	Tennessee	0	0	0	0	0	0	0	0	0	--	0	0	
10/12	@ Indianapolis	0	0	0	0	0	0	0	0	0	--	0	0	
10/19	@ Miami	0	0	0	0	0	0	0	0	0	--	0	0	
10/26	Oakland	0	0	0	0	0	0	0	0	0	--	0	0	
11/2	@ Cleveland	0	0	0	0	0	0	0	0	0	--	0	0	
11/9	@ Houston	0	0	0	0	0	0	0	0	0	--	0	0	
11/16	@ New York Giants	0	0	0	0	0	0	0	0	0	--	0	0	
11/23	Philadelphia	0	0	0	0	0	0	0	0	0	--	0	0	
11/30	@ Cincinnati	1	1	32	100.0	32.00	1	100.0	0	0.0	32t	0/0	158.3	
12/7	Washington	0	0	0	0	0	0	0	0	0	--	0	0	
12/14	Pittsburgh	0	0	0	0	0	0	0	0	0	--	0	0	
12/20	@ Dallas	0	0	0	0	0	0	0	0	0	--	0	0	
12/28	Jacksonville	0	0	0	0	0	0	0	0	0	--	0	0	
TOTALS		1	1	32	100.0	32.00	1	100.0	0	0.0	32t	0/0	158.3	

Rushing		L.McClain					W.McGahee					R.Rice				
Date	Opponent	No	Yds	Avg	LG	TD	No	Yds	Avg	LG	TD	No	Yds	Avg	LG	TD
9/7	Cincinnati	19	86	4.5	12	0						22	64	2.9	10	0
9/21	Cleveland	17	66	3.9	17	2	15	64	4.3	10	1	5	21	4.2	11	0
9/29	@ Pittsburgh	16	63	3.9	11	1	13	42	3.2	12	0	1	0	0.0	0	0
10/5	Tennessee	11	51	4.6	9	1	22	64	2.9	16	0	0	0	0	--	0
10/12	@ Indianapolis	2	-2	-1.0	0	0	8	18	2.3	6	0	6	23	3.8	7	0
10/19	@ Miami	6	17	2.8	8	0	19	105	5.5	17	1	7	13	1.9	5	0
10/26	Oakland	7	32	4.6	14	0	23	58	2.5	8	1	8	64	8.0	19	0
11/2	@ Cleveland	14	34	2.4	9	1						21	154	7.3	60	0
11/9	@ Houston	5	14	2.8	8	0	25	112	4.5	12	2	7	17	2.4	8	0
11/16	@ New York Giants	2	10	5.0	7	0	9	18	2.0	7	0	8	19	2.4	5	0
11/23	Philadelphia	18	88	4.9	28	1	7	8	1.1	4	0	8	7	0.9	9	0
11/30	@ Cincinnati	25	86	3.4	10	0						11	41	3.7	10	0
12/7	Washington	20	61	3.1	11	1	11	32	2.9	6	0	3	31	10.3	21	0
12/14	Pittsburgh	23	87	3.8	10	0	6	18	3.0	5	0					
12/20	@ Dallas	22	139	6.3	82t	1	8	108	13.5	77t	1					
12/28	Jacksonville	25	70	2.8	8	2	4	24	6.0	13t	1					
TOTALS		232	902	3.9	82t	10	170	671	3.9	77t	7	107	454	4.2	60	0

2008 Regular Season Baltimore Ravens Individual Game-By-Game Stats

As of: 12/28/2008 7:11:32 PM

Rushing		J.Flacco					M.Clayton					J.Parmele				
Date	Opponent	No	Yds	Avg	LG	TD	No	Yds	Avg	LG	TD	No	Yds	Avg	LG	TD
9/7	Cincinnati	4	37	9.3	38t	1	1	42	42.0	42t	1					
9/21	Cleveland	6	-2	-0.3	2	0	0	0	0	--	0					
9/29	@ Pittsburgh	2	-1	-0.5	0	0	1	-1	-1.0	-1	0					
10/5	Tennessee	2	4	2.0	2	0	1	9	9.0	9	0					
10/12	@ Indianapolis	3	12	4.0	11	0	0	0	0	--	0					
10/19	@ Miami	3	2	0.7	2	0	0	0	0	--	0					
10/26	Oakland	4	23	5.8	13	1	1	2	2.0	2	0					
11/2	@ Cleveland	4	2	0.5	2	0	0	0	0	--	0					
11/9	@ Houston	1	8	8.0	8	0	0	0	0	--	0					
11/16	@ New York Giants	6	57	9.5	30	0	1	17	17.0	17	0					
11/23	Philadelphia	5	3	0.6	5	0	0	0	0	--	0					
11/30	@ Cincinnati	3	15	5.0	11	0	0	0	0	--	0					
12/7	Washington	4	11	2.8	9	0	1	12	12.0	12	0					
12/14	Pittsburgh	1	5	5.0	5	0	0	0	0	--	0					
12/20	@ Dallas	4	4	1.0	14	0	0	0	0	--	0					
12/28	Jacksonville	0	0	0	--	0	0	0	0	--	0	2	27	13.5	31	0
TOTALS		52	180	3.5	38t	2	6	81	13.5	42t	1	2	27	13.5	31	0

Rushing		L.Neal					T.Smith					S.Koch				
Date	Opponent	No	Yds	Avg	LG	TD	No	Yds	Avg	LG	TD	No	Yds	Avg	LG	TD
9/7	Cincinnati	0	0	0	--	0						0	0	0	--	0
9/21	Cleveland	1	2	2.0	2	0						0	0	0	--	0
9/29	@ Pittsburgh	0	0	0	--	0						0	0	0	--	0
10/5	Tennessee	2	4	2.0	3	0						0	0	0	--	0
10/12	@ Indianapolis	0	0	0	--	0						0	0	0	--	0
10/19	@ Miami	1	2	2.0	2	0						0	0	0	--	0
10/26	Oakland	0	0	0	--	0	3	13	4.3	8	0	0	0	0	--	0
11/2	@ Cleveland	1	2	2.0	2	0	1	1	1.0	1	0	0	0	0	--	0
11/9	@ Houston	0	0	0	--	0	2	6	3.0	8	0	0	0	0	--	0
11/16	@ New York Giants	0	0	0	--	0						0	0	0	--	0
11/23	Philadelphia	2	4	2.0	4	0						0	0	0	--	0
11/30	@ Cincinnati	1	1	1.0	1	0	3	4	1.3	7	0	0	0	0	--	0
12/7	Washington	0	0	0	--	0						0	0	0	--	0
12/14	Pittsburgh	1	2	2.0	2	0						0	0	0	--	0
12/20	@ Dallas	1	5	5.0	5	0	0	0	0	--	0	1	9	9.0	9	0
12/28	Jacksonville	2	3	1.5	3	0	0	0	0	--	0	0	0	0	--	0
TOTALS		12	25	2.1	5	0	9	24	2.7	8	0	1	9	9.0	9	0

Rushing		D.Mason				
Date	Opponent	No	Yds	Avg	LG	TD
9/7	Cincinnati	0	0	0	--	0
9/21	Cleveland	0	0	0	--	0
9/29	@ Pittsburgh	0	0	0	--	0
10/5	Tennessee	0	0	0	--	0
10/12	@ Indianapolis	0	0	0	--	0
10/19	@ Miami	0	0	0	--	0
10/26	Oakland	0	0	0	--	0
11/2	@ Cleveland	0	0	0	--	0
11/9	@ Houston	0	0	0	--	0
11/16	@ New York Giants	0	0	0	--	0
11/23	Philadelphia	0	0	0	--	0
11/30	@ Cincinnati	0	0	0	--	0
12/7	Washington	0	0	0	--	0
12/14	Pittsburgh	0	0	0	--	0
12/20	@ Dallas	0	0	0	--	0
12/28	Jacksonville	1	3	3.0	3	0
TOTALS		1	3	3.0	3	0

Receiving		D.Mason					M.Clayton					T.Heap				
Date	Opponent	No.	Yds.	Avg.	LG	TD	No.	Yds.	Avg.	LG	TD	No.	Yds.	Avg.	LG	TD
9/7	Cincinnati	4	44	11.0	15	0	3	21	7.0	8	0	1	5	5.0	5	0
9/21	Cleveland	4	42	10.5	19	0	2	14	7.0	12	0	2	32	16.0	17	0
9/29	@ Pittsburgh	8	137	17.1	35	0	0	0	0	0	0	0	0	0	0	0
10/5	Tennessee	5	38	7.6	10	0	4	37	9.3	19	0	4	41	10.3	17	0
10/12	@ Indianapolis	6	70	11.7	54	0	3	13	4.3	6	0	1	13	13.0	13	0
10/19	@ Miami	6	87	14.5	23	1	1	13	13.0	13	0	3	29	9.7	12	0
10/26	Oakland	1	3	3.0	3	0	0	0	0	0	0	2	17	8.5	11	0
11/2	@ Cleveland	9	136	15.1	28t	1	4	87	21.8	47t	1	0	0	0	0	0
11/9	@ Houston	3	41	13.7	21	0	3	40	13.3	17	0	5	58	11.6	20	2
11/16	@ New York Giants	7	82	11.7	16	0	1	10	10.0	10	0	3	16	5.3	12	0
11/23	Philadelphia	3	40	13.3	22	0	2	76	38.0	53t	1	2	26	13.0	19	0
11/30	@ Cincinnati	6	91	15.2	32t	1	5	164	32.8	70t	1	4	39	9.8	23	1
12/7	Washington	3	60	20.0	28t	1	2	19	9.5	13	0	2	54	27.0	30	0
12/14	Pittsburgh	3	23	7.7	11	0	3	38	12.7	19	0	1	24	24.0	24	0
12/20	@ Dallas	6	66	11.0	19	1	4	35	8.8	13	0	2	24	12.0	23	0
12/28	Jacksonville	6	77	12.8	39	0	4	128	32.0	48	0	3	25	8.3	12	0
TOTALS		80	1,037	13.0	54	5	41	695	17.0	70t	3	35	403	11.5	30	3

2008 Regular Season Baltimore Ravens Individual Game-By-Game Stats

As of: 12/28/2008 7:11:32 PM

Receiving		R.Rice					W.McGahee					L.McClain				
Date	Opponent	No.	Yds.	Avg.	LG	TD	No.	Yds.	Avg.	LG	TD	No.	Yds.	Avg.	LG	TD
9/7	Cincinnati	3	19	6.3	8	0	Active, Did Not Play					2	24	12.0	13	0
9/21	Cleveland	0	0	0	0	0	1	11	11.0	11	0	1	4	4.0	4	0
9/29	@ Pittsburgh	0	0	0	0	0	3	19	6.3	15	0	3	26	8.7	25	0
10/5	Tennessee	0	0	0	0	0	1	2	2.0	2	0	2	12	6.0	8	0
10/12	@ Indianapolis	7	64	9.1	15	0	4	26	6.5	9	0	1	2	2.0	2	0
10/19	@ Miami	2	46	23.0	40	0	2	47	23.5	35	0	3	10	3.3	10	0
10/26	Oakland	3	37	12.3	21	0	2	-1	-0.5	2	0	1	1	1.0	1	0
11/2	@ Cleveland	3	22	7.3	8	0	Active, Did Not Play					1	3	3.0	3	0
11/9	@ Houston	2	2	1.0	2	0	1	9	9.0	9	0	1	6	6.0	6	0
11/16	@ New York Giants	4	18	4.5	11	0	2	7	3.5	4	0	3	31	10.3	12	1
11/23	Philadelphia	3	42	14.0	22	0	0	0	0	0	0	0	0	0	0	0
11/30	@ Cincinnati	4	14	3.5	6	0	Active, Did Not Play					0	0	0	0	0
12/7	Washington	2	9	4.5	7	0	1	-8	-8.0	-8	0	0	0	0	0	0
12/14	Pittsburgh	Inactive					2	15	7.5	14	0	0	0	0	0	0
12/20	@ Dallas	Inactive					3	21	7.0	21	0	1	4	4.0	4	0
12/28	Jacksonville	Inactive					2	25	12.5	13	0	0	0	0	0	0
TOTALS		33	273	8.3	40	0	24	173	7.2	35	0	19	123	6.5	25	1

Receiving		D.Williams					L.Neal					D.Wilcox				
Date	Opponent	No.	Yds.	Avg.	LG	TD	No.	Yds.	Avg.	LG	TD	No.	Yds.	Avg.	LG	TD
9/7	Cincinnati	1	3	3.0	3	0	1	13	13.0	13	0	0	0	0	0	0
9/21	Cleveland	3	26	8.7	12	0	0	0	0	0	0	0	0	0	0	0
9/29	@ Pittsburgh	1	6	6.0	6	0	0	0	0	0	0	1	4	4.0	4t	1
10/5	Tennessee	1	22	22.0	22	0	0	0	0	0	0	1	1	1.0	1	0
10/12	@ Indianapolis	6	53	8.8	17	0	0	0	0	0	0	0	0	0	0	0
10/19	@ Miami	0	0	0	0	0	0	0	0	0	0	0	0	0	0	0
10/26	Oakland	1	70	70.0	70t	1	0	0	0	0	0	2	13	6.5	8	0
11/2	@ Cleveland	Not on Team					0	0	0	0	0	Inactive				
11/9	@ Houston	Not on Team					0	0	0	0	0	Inactive				
11/16	@ New York Giants	Not on Team					0	0	0	0	0	Inactive				
11/23	Philadelphia	Not on Team					1	-2	-2.0	-2	0	1	1	1.0	1t	1
11/30	@ Cincinnati	Not on Team					1	4	4.0	4	0	0	0	0	0	0
12/7	Washington	Not on Team					0	0	0	0	0	0	0	0	0	0
12/14	Pittsburgh	Not on Team					2	15	7.5	12	0	0	0	0	0	0
12/20	@ Dallas	Not on Team					1	-1	-1.0	-1	0	0	0	0	0	0
12/28	Jacksonville	Not on Team					1	6	6.0	6	0	0	0	0	0	0
TOTALS		13	180	13.8	70t	1	7	35	5.0	13	0	5	19	3.8	8	2

Receiving		E.Jones					J.Flacco					T.Smith				
Date	Opponent	No.	Yds.	Avg.	LG	TD	No.	Yds.	Avg.	LG	TD	No.	Yds.	Avg.	LG	TD
9/7	Cincinnati	Not on Team					0	0	0	0	0	Inactive				
9/21	Cleveland	Not on Team					0	0	0	0	0	Inactive				
9/29	@ Pittsburgh	Not on Team					0	0	0	0	0	Inactive				
10/5	Tennessee	Not on Team					0	0	0	0	0	Inactive				
10/12	@ Indianapolis	Not on Team					0	0	0	0	0	Inactive				
10/19	@ Miami	0	0	0	0	0	0	0	0	0	0	Active, Did Not Play				
10/26	Oakland	0	0	0	0	0	1	43	43.0	43	0	0	0	0	0	0
11/2	@ Cleveland	0	0	0	0	0	0	0	0	0	0	0	0	0	0	0
11/9	@ Houston	0	0	0	0	0	0	0	0	0	0	0	0	0	0	0
11/16	@ New York Giants	0	0	0	0	0	0	0	0	0	0	Active, Did Not Play				
11/23	Philadelphia	Inactive					0	0	0	0	0	Active, Did Not Play				
11/30	@ Cincinnati	Inactive					0	0	0	0	0	0	0	0	0	0
12/7	Washington	Inactive					0	0	0	0	0	Active, Did Not Play				
12/14	Pittsburgh	0	0	0	0	0	0	0	0	0	0	Active, Did Not Play				
12/20	@ Dallas	Inactive					0	0	0	0	0	0	0	0	0	0
12/28	Jacksonville	1	25	25.0	25	0	0	0	0	0	0	1	36	36.0	36	0
TOTALS		1	25	25.0	25	0	1	43	43.0	43	0	1	36	36.0	36	0

Receiving		Y.Figuers				
Date	Opponent	No.	Yds.	Avg.	LG	TD
9/7	Cincinnati	0	0	0	0	0
9/21	Cleveland	Inactive				
9/29	@ Pittsburgh	0	0	0	0	0
10/5	Tennessee	0	0	0	0	0
10/12	@ Indianapolis	0	0	0	0	0
10/19	@ Miami	Inactive				
10/26	Oakland	Inactive				
11/2	@ Cleveland	0	0	0	0	0
11/9	@ Houston	1	43	43.0	43t	1
11/16	@ New York Giants	0	0	0	0	0
11/23	Philadelphia	0	0	0	0	0
11/30	@ Cincinnati	0	0	0	0	0
12/7	Washington	0	0	0	0	0
12/14	Pittsburgh	0	0	0	0	0
12/20	@ Dallas	0	0	0	0	0
12/28	Jacksonville	Inactive				
TOTALS		1	43	43.0	43t	1

2008 Regular Season Baltimore Ravens Individual Game-By-Game Stats

As of: 12/28/2008 7:11:32 PM

Punt Returns		Y.Figurs						J.Leonhard					
Date	Opponent	No.	Yds.	Avg.	LG	FC	TD	No.	Yds.	Avg.	LG	FC	TD
9/7	Cincinnati	4	56	14.0	35	1	0	0	0	0	0	0	0
9/21	Cleveland	Inactive						1	21	21.0	21	2	0
9/29	@ Pittsburgh	4	7	1.8	4	1	0	0	0	0	0	0	0
10/5	Tennessee	1	7	7.0	7	1	0	0	0	0.0	0	1	0
10/12	@ Indianapolis	2	8	4.0	7	1	0	0	0	0	0	0	0
10/19	@ Miami	Inactive						2	12	6.0	6	0	0
10/26	Oakland	Inactive						4	63	15.8	46	0	0
11/2	@ Cleveland	2	17	8.5	23	0	0	2	1	0.5	1	0	0
11/9	@ Houston	1	3	3.0	3	1	0	0	0	0	0	0	0
11/16	@ New York Giants	1	0	0.0	0	0	0	0	0	0	0	0	0
11/23	Philadelphia	4	30	7.5	18	1	0	0	0	0	0	0	0
11/30	@ Cincinnati	3	5	1.7	5	5	0	0	0	0	0	0	0
12/7	Washington	1	5	5.0	5	0	0	2	4	2.0	4	2	0
12/14	Pittsburgh	0	0	0	0	0	0	5	90	18.0	46	0	0
12/20	@ Dallas	0	0	0	0	0	0	3	41	13.7	23	3	0
12/28	Jacksonville	Inactive						1	0	0.0	0	1	0
TOTALS		23	138	6.0	35	11	0	20	232	11.6	46	9	0

Punt Returns		E.Reed					
Date	Opponent	No.	Yds.	Avg.	LG	FC	TD
9/7	Cincinnati	0	0	0	0	0	0
9/21	Cleveland	0	0	0	0	0	0
9/29	@ Pittsburgh	0	0	0	0	0	0
10/5	Tennessee	0	0	0	0	0	0
10/12	@ Indianapolis	0	0	0	0	0	0
10/19	@ Miami	0	0	0	0	0	0
10/26	Oakland	0	0	0	0	0	0
11/2	@ Cleveland	1	8	8.0	8	0	0
11/9	@ Houston	0	0	0	0	0	0
11/16	@ New York Giants	0	0	0	0	0	0
11/23	Philadelphia	0	0	0	0	0	0
11/30	@ Cincinnati	0	0	0	0	0	0
12/7	Washington	0	0	0	0	0	0
12/14	Pittsburgh	0	0	0	0	0	0
12/20	@ Dallas	0	0	0	0	0	0
12/28	Jacksonville	0	0	0	0	0	0
TOTALS		1	8	8.0	8	0	0

KO Returns		Y.Figurs						J.Leonhard					
Date	Opponent	No.	Yds.	Avg.	LG	FC	TD	No.	Yds.	Avg.	LG	FC	TD
9/7	Cincinnati	1	11	11.0	11	0	0	1	14	14.0	14	0	0
9/21	Cleveland	Inactive						3	78	26.0	30	0	0
9/29	@ Pittsburgh	5	118	23.6	28	0	0	0	0	0	0	0	0
10/5	Tennessee	1	25	25.0	25	0	0	0	0	0	0	0	0
10/12	@ Indianapolis	3	53	17.7	19	0	0	0	0	0	0	0	0
10/19	@ Miami	Inactive						0	0	0	0	0	0
10/26	Oakland	Inactive						1	16	16.0	16	0	0
11/2	@ Cleveland	2	28	14.0	28	0	0	0	0	0	0	0	0
11/9	@ Houston	3	66	22.0	27	0	0	0	0	0	0	0	0
11/16	@ New York Giants	4	102	25.5	29	0	0	0	0	0	0	0	0
11/23	Philadelphia	1	21	21.0	21	0	0	1	18	18.0	18	0	0
11/30	@ Cincinnati	1	21	21.0	21	0	0	0	0	0	0	0	0
12/7	Washington	1	16	16.0	16	0	0	2	37	18.5	25	0	0
12/14	Pittsburgh	3	78	26.0	39	0	0	0	0	0	0	0	0
12/20	@ Dallas	4	69	17.3	22	0	0	0	0	0	0	0	0
12/28	Jacksonville	Inactive						0	0	0	0	0	0
TOTALS		29	608	21.0	39	0	0	8	163	20.4	30	0	0

KO Returns		R.Rice						T.Zbikowski					
Date	Opponent	No.	Yds.	Avg.	LG	FC	TD	No.	Yds.	Avg.	LG	FC	TD
9/7	Cincinnati	0	0	0	0	0	0	0	0	0	0	0	0
9/21	Cleveland	0	0	0	0	0	0	0	0	0	0	0	0
9/29	@ Pittsburgh	0	0	0	0	0	0	0	0	0	0	0	0
10/5	Tennessee	0	0	0	0	0	0	0	0	0	0	0	0
10/12	@ Indianapolis	0	0	0	0	0	0	0	0	0	0	0	0
10/19	@ Miami	4	101	25.3	30	0	0	0	0	0	0	0	0
10/26	Oakland	2	54	27.0	28	0	0	0	0	0	0	0	0
11/2	@ Cleveland	1	6	6.0	6	0	0	0	0	0	0	0	0
11/9	@ Houston	0	0	0	0	0	0	0	0	0	0	0	0
11/16	@ New York Giants	0	0	0	0	0	0	0	0	0	0	0	0
11/23	Philadelphia	0	0	0	0	0	0	0	0	0	0	0	0
11/30	@ Cincinnati	0	0	0	0	0	0	0	0	0	0	0	0
12/7	Washington	0	0	0	0	0	0	0	0	0	0	0	0
12/14	Pittsburgh	Inactive						0	0	0	0	0	0
12/20	@ Dallas	Inactive						0	0	0	0	0	0
12/28	Jacksonville	Inactive						2	48	24.0	26	0	0
TOTALS		7	161	23.0	30	0	0	2	48	24.0	26	0	0

2008 Regular Season Baltimore Ravens Individual Game-By-Game Stats

As of: 12/28/2008 7:11:32 PM

KO Returns		E.Jones						J.Johnson					
Date	Opponent	No.	Yds.	Avg.	LG	FC	TD	No.	Yds.	Avg.	LG	FC	TD
9/7	Cincinnati	Not on Team						0	0	0	0	0	0
9/21	Cleveland	Not on Team						0	0	0	0	0	0
9/29	@ Pittsburgh	Not on Team						0	0	0	0	0	0
10/5	Tennessee	Not on Team						0	0	0	0	0	0
10/12	@ Indianapolis	Not on Team						0	0	0	0	0	0
10/19	@ Miami	0	0	0	0	0	0	0	0	0	0	0	0
10/26	Oakland	0	0	0	0	0	0	0	0	0	0	0	0
11/2	@ Cleveland	1	0	0.0	0	0	0	0	0	0	0	0	0
11/9	@ Houston	0	0	0	0	0	0	0	0	0	0	0	0
11/16	@ New York Giants	0	0	0	0	0	0	0	0	0	0	0	0
11/23	Philadelphia	Inactive						0	0	0	0	0	0
11/30	@ Cincinnati	Inactive						0	0	0	0	0	0
12/7	Washington	Inactive						0	0	0	0	0	0
12/14	Pittsburgh	0	0	0	0	0	0	1	13	13.0	13	0	0
12/20	@ Dallas	Inactive						0	0	0	0	0	0
12/28	Jacksonville	0	0	0	0	0	0	0	0	0	0	0	0
TOTALS		1	0	0.0	0	0	0	1	13	13.0	13	0	0

KO Returns		L.Neal						M.Clayton					
Date	Opponent	No.	Yds.	Avg.	LG	FC	TD	No.	Yds.	Avg.	LG	FC	TD
9/7	Cincinnati	0	0	0	0	0	0	0	0	0	0	0	0
9/21	Cleveland	0	0	0	0	0	0	0	0	0	0	0	0
9/29	@ Pittsburgh	1	2	2.0	2	0	0	0	0	0	0	0	0
10/5	Tennessee	0	0	0	0	0	0	0	0	0	0	0	0
10/12	@ Indianapolis	0	0	0	0	0	0	0	0	0	0	0	0
10/19	@ Miami	0	0	0	0	0	0	0	0	0	0	0	0
10/26	Oakland	0	0	0	0	0	0	0	0	0	0	0	0
11/2	@ Cleveland	0	0	0	0	0	0	0	0	0	0	0	0
11/9	@ Houston	0	0	0	0	0	0	0	0	0	0	0	0
11/16	@ New York Giants	0	0	0	0	0	0	0	0	0	0	0	0
11/23	Philadelphia	0	0	0	0	0	0	0	0	0	0	0	0
11/30	@ Cincinnati	0	0	0	0	0	0	0	0	0	0	0	0
12/7	Washington	0	0	0	0	0	0	0	0	0	0	0	0
12/14	Pittsburgh	0	0	0	0	0	0	0	0	0	0	0	0
12/20	@ Dallas	0	0	0	0	0	0	1	12	12.0	12	0	0
12/28	Jacksonville	0	0	0	0	0	0	0	0	0	0	0	0
TOTALS		1	2	2.0	2	0	0	1	12	12.0	12	0	0

Punting		S.Koch						
Date	Opponent	No.	Yds.	Avg.	TB	In20	LG	Net
9/7	Cincinnati	5	241	48.2	0	1	57	46.0
9/21	Cleveland	3	146	48.7	0	0	59	40.7
9/29	@ Pittsburgh	8	379	47.4	0	2	61	43.9
10/5	Tennessee	4	156	39.0	1	2	48	25.8
10/12	@ Indianapolis	5	245	49.0	0	0	57	45.8
10/19	@ Miami	3	177	59.0	0	3	67	55.7
10/26	Oakland	6	242	40.3	1	3	50	36.2
11/2	@ Cleveland	6	250	41.7	1	2	57	31.5
11/9	@ Houston	4	200	50.0	1	3	74	45.0
11/16	@ New York Giants	3	94	31.3	0	1	45	31.3
11/23	Philadelphia	8	362	45.3	1	3	60	39.0
11/30	@ Cincinnati	7	331	47.3	1	4	56	42.0
12/7	Washington	6	248	41.3	0	3	49	40.3
12/14	Pittsburgh	7	292	41.7	0	4	56	41.0
12/20	@ Dallas	5	261	52.2	1	2	61	46.6
12/28	Jacksonville	4	153	38.3	2	1	44	25.5
TOTALS		84	3,777	45.0	9	34	74	39.9

Corey Ivy									Jarret Johnson								
Date/Opp.	TT	ST	AT	INT/ Yards	FF	FR	Sacks/ Yards	PD	TT	ST	AT	INT/ Yards	FF	FR	Sacks/ Yards	PD	
9/7 Cin.	4	3	1	0-0	0	0	0-0	0	7	6	1	0-0	0	0	1-4	0	
9/21 Cle.	2	0	2	0-0	0	0	0-0	0	5	1	4	0-0	0	0	0-0	0	
9/29 @ Pit.	1	1	0	0-0	0	0	1-6	0	6	3	3	0-0	1	0	0-0	1	
10/5 Ten.	0	0	0	0-0	0	0	0-0	0	6	4	2	0-0	0	0	0-0	0	
10/12 @ Ind.	5	5	0	0-0	0	0	0-0	0	10	3	7	0-0	0	0	0-0	0	
10/19 @ Mia.	3	2	1	0-0	0	0	0-0	0	1	0	1	0-0	0	0	0-0	0	
10/26 Oak.	5	5	0	0-0	0	0	0-0	0	4	3	1	0-0	0	0	1-10	1	
11/2 @ Cle.	3	3	0	0-0	1	0	0-0	2	6	4	2	0-0	0	0	0-0	0	
11/9 @ Hou.	2	1	1	0-0	0	0	0-0	1	6	4	2	0-0	0	0	0-0	0	
11/16 @ NYG	1	1	0	0-0	0	0	0-0	0	8	2	6	0-0	0	0	1-7	0	
11/23 Phi.	6	4	2	0-0	0	0	0-0	0	6	4	2	0-0	1	1	1.5-9	0	
11/30 @ Cin.	3	3	0	0-0	0	0	.5-1	1	5	4	1	0-0	0	0	.5-2	1	
12/7 Was.	4	4	0	0-0	0	0	0-0	0	5	2	3	0-0	0	0	0-0	1	
12/14 Pit.	2	2	0	0-0	0	0	0-0	0	4	3	1	0-0	0	0	0-0	0	
12/20 @ Dal.	3	3	0	0-0	0	0	0-0	0	2	2	0	0-0	0	0	0-0	0	
12/28 Jax.	2	2	0	0-0	0	0	1-0	1	1	1	0	0-0	0	0	0-0	0	
Totals	46	39	7	0-0	1	0	2.5-7	5	82	46	36	0-0	2	1	5-32	4	
WC -1/4 @ Mia.	3	3	0	0-0	0	0	0-0	0	2	2	0	0-0	0	0	0-0	0	
Div-1/10 @ Ten.	1	1	0	0-0	0	0	0-0	0	3	3	0	0-0	1	0	0-0	0	
AFC-1/18 @ Pit.	1	1	0	0-0	0	0	0-0	1	1	1	0	0-0	0	0	0-0	0	
Totals	5	5	0	0-0	0	0	0-0	1	6	6	0	0-0	1	0	0-0	0	

Edgar Jones									Dawan Landry								
Date/Opp.	TT	ST	AT	INT/ Yards	FF	FR	Sacks/ Yards	PD	TT	ST	AT	INT/ Yards	FF	FR	Sacks/ Yards	PD	
9/7 Cin.	Practice Squad								6	4	2	0-0	0	0	0-0	0	
9/21 Cle.	Practice Squad								8	5	3	0-0	0	0	0-0	0	
9/29 @ Pit.	Practice Squad								Inactive (neck/shoulders)								
10/5 Ten.	Practice Squad								Inactive (neck/shoulders)								
10/12 @ Ind.	Practice Squad								Inactive (neck/shoulders)								
10/19 @ Mia.	Saw Action on Special Teams								Inactive (neck/shoulders)								
10/26 Oak.	Saw Action on Special Teams								Inactive (neck/shoulders)								
11/2 @ Cle.	Saw Action on Special Teams								Inactive (neck/shoulders)								
11/9 @ Hou.	1	1	0	0-0	0	0	0.5-4.5	0	Inactive (neck/shoulders)								
11/16 @ NYG	Saw Action on Special Teams								Injured Reserve (neck/shoulders)								
11/23 Phi.	Inactive								Injured Reserve (neck/shoulders)								
11/30 @ Cin.	Inactive								Injured Reserve (neck/shoulders)								
12/7 Was.	Inactive								Injured Reserve (neck/shoulders)								
12/14 Pit.	Saw Action on Special Teams								Injured Reserve (neck/shoulders)								
12/20 @ Dal.	Inactive								Injured Reserve (neck/shoulders)								
12/28 Jax.	Saw Action on Special Teams								Injured Reserve (neck/shoulders)								
Totals	1	1	0	0-0	0	0	0.5-4.5	0	14	9	5	0-0	0	0	0-0	0	
WC -1/4 @ Mia.	Saw Action on Special Teams								Injured Reserve (neck/shoulders)								
Div-1/10 @ Ten.	0	0	0	0-0	0	0	0-0	0	Injured Reserve (neck/shoulders)								
AFC-1/18 @ Pit.	0	0	0	0-0	0	0	0-0	0	Injured Reserve (neck/shoulders)								
Totals	0	0	0	0-0	0	0	0-0	0	0	0	0	0-0	0	0	0-0	0	

Jim Leonhard									Ray Lewis								
Date/Opp.	TT	ST	AT	INT/ Yards	FF	FR	Sacks/ Yards	PD	TT	ST	AT	INT/ Yards	FF	FR	Sacks/ Yards	PD	
9/7 Cin.	1	0	1	0-0	0	0	0-0	0	11	5	6	0-0	1	0	0-0	0	
9/21 Cle.	1	1	0	0-0	0	0	1-7	1	8	5	3	0-0	0	0	0-0	1	
9/29 @ Pit.	6	5	1	0-0	0	0	0-0	0	15	8	7	0-0	0	0	0-0	1	
10/5 Ten.	7	6	1	0-0	0	0	0-0	0	8	5	3	0-0	0	0	0-0	1	
10/12 @ Ind.	4	0	4	0-0	0	0	0-0	0	7	4	3	0-0	0	0	1-9	1	
10/19 @ Mia.	9	9	0	0-0	0	0	0-0	1	10	6	4	0-0	0	0	0-0	0	
10/26 Oak.	4	2	2	0-0	0	0	0-0	0	10	4	6	0-0	0	0	0-0	1	
11/2 @ Cle.	6	5	1	0-0	0	0	0-0	0	14	5	9	0-0	0	0	0-0	0	
11/9 @ Hou.	7	4	3	0-0	0	0	0-0	0	9	6	3	2-43	0	0	0-0	2	
11/16 @ NYG	7	4	3	0-0	0	0	0-0	0	14	6	8	1-0	0	0	0-0	1	
11/23 Phi.	6	5	1	0-0	0	0	0-0	0	7	3	4	0-0	0	0	0-0	1	
11/30 @ Cin.	1	1	0	1-35t	0	0	0-0	1	7	6	1	0-0	0	0	0-0	2	
12/7 Was.	8	5	3	0-0	0	0	0-0	2	14	10	4	0-0	0	0	1-13	0	
12/14 Pit.	8	5	3	0-0	0	0	0-0	1	5	3	2	0-0	0	0	1-8	0	
12/20 @ Dal.	4	4	0	0-0	0	0	0-0	0	8	4	4	0-0	0	0	.5-2.5	1	
12/28 Jax.	6	5	1	0-0	0	0	0-0	0	13	4	9	0-0	0	2	0-0	0	
Totals	85	61	24	1-35	0	0	1-7	6	160	84	76	3-43	1	2	3.5-32.5	12	
WC -1/4 @ Mia.	7	6	1	1-20	0	0	.5-5	1	9	9	0	0-0	0	0	0-0	0	
Div-1/10 @ Ten.	5	5	0	0-0	1	1	0-0	0	11	8	3	0-0	1	0	0-0	0	
AFC-1/18 @ Pit.	4	3	1	0-0	0	1	0-0	0	9	6	3	0-0	1	0	0-0	1	
Totals	16	14	2	1-20	1	2	.5-5	1	29	23	6	0-0	2	0	0-0	1	

Derrick Martin									Chris McAlister								
Date/Opp.	TT	ST	AT	INT/ Yards	FF	FR	Sacks/ Yards	PD	TT	ST	AT	INT/ Yards	FF	FR	Sacks/ Yards	PD	
9/7 Cin.	Not Active - Suspended								4	4	0	1-16	0	1	0-0	1	
9/21 Cle.	Saw Action on Special Teams								2	2	0	1-12	0	0	0-0	2	
9/29 @ Pit.	Saw Action on Special Teams								4	3	1	0-0	0	0	0-0	1	
10/5 Ten.	Inactive (shoulder)								2	2	0	1-0	0	0	0-0	3	
10/12 @ Ind.	Saw Action on Special Teams								7	6	1	0-0	0	0	0-0	0	
10/19 @ Mia.	Inactive (shoulder)								0	0	0	0-0	0	0	0-0	0	
10/26 Oak.	Saw Action on Special Teams								Inactive (knee)								
11/2 @ Cle.	Injured Reserve (shoulder)								Inactive (knee)								
11/9 @ Hou.	Injured Reserve (shoulder)								Inactive (knee)								
11/16 @ NYG	Injured Reserve (shoulder)								Injured Reserve (knee)								
11/23 Phi.	Injured Reserve (shoulder)								Injured Reserve (knee)								
11/30 @ Cin.	Injured Reserve (shoulder)								Injured Reserve (knee)								
12/7 Was.	Injured Reserve (shoulder)								Injured Reserve (knee)								
12/14 Pit.	Injured Reserve (shoulder)								Injured Reserve (knee)								
12/20 @ Dal.	Injured Reserve (shoulder)								Injured Reserve (knee)								
12/28 Jax.	Injured Reserve (shoulder)								Injured Reserve (knee)								
Totals	0	0	0	0-0	0	0	0-0	0	19	17	2	3-28	0	1	0-0	7	
WC -1/4 @ Mia.	Injured Reserve (shoulder)								Injured Reserve (knee)								
Div-1/10 @ Ten.	Injured Reserve (shoulder)								Injured Reserve (knee)								
AFC-1/18 @ Pit.	Injured Reserve (shoulder)								Injured Reserve (knee)								
Totals	0	0	0	0-0	0	0	0-0	0	0	0	0	0-0	0	0	0-0	0	

Samari Rolle									Bart Scott								
Date/Opp.	TT	ST	AT	INT/ Yards	FF	FR	Sacks/ Yards	PD	TT	ST	AT	INT/ Yards	FF	FR	Sacks/ Yards	PD	
9/7 Cin.	2	1	1	0-0	0	0	0-0	0	6	3	3	0-0	0	0	0-0	1	
9/21 Cle.	1	1	0	1-2	0	0	0-0	2	5	3	2	0-0	0	0	0-0	1	
9/29 @ Pit.	Inactive (neck/shoulder)								6	0	6	0-0	0	0	1-10	1	
10/5 Ten.	Inactive (neck/shoulder)								5	2	3	0-0	0	0	0-0	0	
10/12 @ Ind.	Inactive (neck/shoulder)								6	5	1	0-0	0	0	0-0	0	
10/19 @ Mia.	Inactive (neck/shoulder)								8	2	6	0-0	0	0	0-0	0	
10/26 Oak.	Inactive (neck/shoulder)								8	4	4	0-0	0	0	0-0	0	
11/2 @ Cle.	Inactive (neck/shoulder)								7	6	1	0-0	0	0	0-0	0	
11/9 @ Hou.	4	3	1	1-3	0	0	0-0	2	4	2	2	0-0	0	0	0-0	0	
11/16 @ NYG	5	3	2	0-0	0	0	0-0	2	8	4	4	0-0	0	0	0-0	0	
11/23 Phi.	3	3	0	1-0	0	0	0-0	5	5	3	2	0-0	0	0	0-0	1	
11/30 @ Cin.	1	1	0	0-0	0	0	0-0	0	5	3	2	0-0	0	0	-5-2	0	
12/7 Was.	2	2	0	0-0	0	0	0-0	1	7	6	1	0-0	0	0	0-0	1	
12/14 Pit.	6	5	1	0-0	1	0	0-0	0	3	3	0	0-0	0	0	0-0	0	
12/20 @ Dal.	1	1	0	0-0	0	0	0-0	1	11	5	6	0-0	0	0	0-0	0	
12/28 Jax.	2	2	0	0-0	0	0	0-0	0	10	3	7	0-0	0	0	0-0	0	
Totals	27	22	5	3-5	1	0	0-0	13	104	54	50	0-0	0	0	1.5-12	5	
WC -1/4 @ Mia.	3	3	0	0-0	0	0	0-0	0	8	7	1	0-0	0	0	0-0	0	
Div-1/10 @ Ten.	3	1	2	1-3	0	0	0-0	2	11	9	2	0-0	0	0	0-0	0	
AFC-1/18 @ Pit.	Inactive (thigh)								7	6	1	0-0	0	0	0-0	0	
Totals	6	4	2	1-3	0	0	0-0	2	26	22	4	0-0	0	0	0-0	0	

Daren Stone									Terrell Suggs								
Date/Opp.	TT	ST	AT	INT/ Yards	FF	FR	Sacks/ Yards	PD	TT	ST	AT	INT/ Yards	FF	FR	Sacks/ Yards	PD	
9/7 Cin.	Not on Roster								8	5	3	0-0	0	0	0-0	2	
9/21 Cle.	Not on Roster								3	3	0	0-0	1	0	2-17	0	
9/29 @ Pit.	Not on Roster								6	5	1	0-0	0	0	1-7	0	
10/5 Ten.	Not on Roster								4	3	1	0-0	0	0	0-0	0	
10/12 @ Ind.	Not on Roster								9	6	3	0-0	0	0	0-0	0	
10/19 @ Mia.	Not on Roster								8	6	2	1-44t	0	0	1-7	1	
10/26 Oak.	Not on Roster								9	4	5	0-0	0	0	1-13	0	
11/2 @ Cle.	Not on Roster								9	3	6	1-42t	0	0	0-0	2	
11/9 @ Hou.	Saw Action on Special Teams								3	2	1	0-0	0	0	0-0	0	
11/16 @ NYG	Saw Action on Special Teams								11	6	5	0-0	0	0	0-0	0	
11/23 Phi.	Saw Action on Special Teams								5	3	2	0-0	0	0	0-0	0	
11/30 @ Cin.	0	0	0	0-0	0	0	0-0	1	3	2	1	0-0	0	0	-5-1	2	
12/7 Was.	0	0	0	0-0	0	0	0-0	0	8	4	4	0-0	0	0	1-13	2	
12/14 Pit.	Saw Action on Special Teams								4	1	3	0-0	1	0	1-9	0	
12/20 @ Dal.	Saw Action on Special Teams								6	4	2	0-0	0	0	-5-2.5	2	
12/28 Jax.	Saw Action on Special Teams								6	5	1	0-0	0	1	0-0	0	
Totals	0	0	0	0-0	0	0	0-0	1	102	62	40	2-86	2	1	8-69.5	11	
WC -1/4 @ Mia.	Saw Action on Special Teams								4	4	0	0-0	0	1	1-12	0	
Div-1/10 @ Ten.	Saw Action on Special Teams								5	4	1	0-0	0	0	1-6	0	
AFC-1/18 @ Pit.	0	0	0	0-0	0	0	0-0	0	2	2	0	0-0	0	0	2-17	0	
Totals	0	0	0	0-0	0	0	0-0	0	11	10	1	0-0	0	1	4-35	0	

Frank Walker									Fabian Washington								
Date/Opp.	TT	ST	AT	INT/ Yards	FF	FR	Sacks/ Yards	PD	TT	ST	AT	INT/ Yards	FF	FR	Sacks/ Yards	PD	
9/7 Cin.	0	0	0	0-0	0	0	0-0	0	Not Active - Suspended								
9/21 Cle.	1	1	0	0-0	0	0	0-0	2	Inactive (neck)								
9/29 @ Pit.	0	0	0	0-0	0	0	0-0	0	3	2	1	0-0	0	0	0-0	0	
10/5 Ten.	3	3	0	0-0	0	0	0-0	4	1	1	0	0-0	0	0	0-0	0	
10/12 @ Ind.	6	4	2	0-0	1	0	0-0	0	Inactive (shoulder)								
10/19 @ Mia.	6	6	0	0-0	0	0	0-0	1	4	4	0	0-0	0	0	0-0	0	
10/26 Oak.	1	1	0	1-0	0	0	0-0	2	1	0	1	0-0	0	0	0-0	2	
11/2 @ Cle.	1	0	1	0-0	0	0	0-0	0	3	3	0	0-0	0	0	0-0	1	
11/9 @ Hou.	2	2	0	0-0	0	0	0-0	0	5	4	1	0-0	0	0	0-0	1	
11/16 @ NYG	0	0	0	0-0	0	0	0-0	0	4	4	0	0-0	0	0	0-0	0	
11/23 Phi.	0	0	0	0-0	0	0	0-0	0	1	0	1	1-12	0	0	0-0	4	
11/30 @ Cin.	Inactive								1	1	0	0-0	0	0	0-0	2	
12/7 Was.	0	0	0	0-0	0	0	0-0	0	2	2	0	0-0	0	0	0-0	4	
12/14 Pit.	4	4	0	0-0	0	0	0-0	2	5	5	0	0-0	0	0	0-0	4	
12/20 @ Dal.	1	0	1	0-0	0	0	0-0	0	4	4	0	0-0	0	0	0-0	1	
12/28 Jax.	8	7	1	0-0	1	0	0-0	3	Inactive (toe)								
Totals	33	28	5	1-0	2	0	0-0	14	34	30	4	1-12	0	0	0-0	19	
WC -1/4 @ Mia.	0	0	0	0-0	0	0	0-0	0	5	5	0	1-12	0	0	0-0	1	
Div-1/10 @ Ten.	2	2	0	0-0	0	0	0-0	0	7	5	2	0-0	0	1	0-0	1	
AFC-1/18 @ Pit.	3	3	0	0-0	0	0	0-0	2	3	3	0	0-0	0	0	0-0	1	
Totals	5	5	0	0-0	0	0	0-0	2	15	13	2	1-12	0	1	0-0	3	

Tom Zbikowski								
Date/Opp.	TT	ST	AT	INT/ Yards	FF	FR	Sacks/ Yards	PD
9/7 Cin.	0	0	0	0-0	0	0	0-0	0
9/21 Cle.	0	0	0	0-0	0	0	0-0	0
9/29 @ Pit.	0	0	0	0-0	0	0	0-0	0
10/5 Ten.	Saw Action on Special Teams							
10/12 @ Ind.	Saw Action on Special Teams							
10/19 @ Mia.	1	1	0	0-0	0	0	0-0	0
10/26 Oak.	0	0	0	0-0	0	0	0-0	0
11/2 @ Cle.	Saw Action on Special Teams							
11/9 @ Hou.	0	0	0	0-0	0	0	0-0	0
11/16 @ NYG	Saw Action on Special Teams							
11/23 Phi.	0	0	0	0-0	0	0	0-0	0
11/30 @ Cin.	Saw Action on Special Teams							
12/7 Was.	0	0	0	0-0	0	0	0-0	0
12/14 Pit.	Saw Action on Special Teams							
12/20 @ Dal.	Saw Action on Special Teams							
12/28 Jax.	Saw Action on Special Teams							
Totals	1	1	0	0-0	0	0	0-0	0
WC -1/4 @ Mia.	1	1	0	0-0	0	0	0-0	0
Div-1/10 @ Ten.	1	0	1	0-0	0	0	0-0	0
AFC-1/18 @ Pit.	0	0	0	0-0	0	0	0-0	0
Totals	2	1	1	0-0	0	0	0-0	0



Regular and Postseason Game-By-Game Special Teams Statistics

Postseason stats from press box stats; all others from coaches' film

Brendon Ayanbadejo							Antwan Barnes					
Date/Opp.	TT	ST	AT	FF	FR	BK	TT	ST	AT	FF	FR	BK
9/7 Cin.	0	0	0	0	0	0	0	0	0	0	0	0
9/21 Cle.	2	1	1	0	0	0	1	0	1	0	0	0
9/29 @ Pit.	3	2	1	0	0	0	3	3	0	0	0	0
10/5 Ten.	0	0	0	0	0	0	0	0	0	0	0	0
10/12 @ Ind.	0	0	0	0	0	0	0	0	0	0	0	0
10/19 @ Mia.	3	2	1	0	0	0	1	1	0	0	0	0
10/26 Oak.	2	1	1	0	0	0	0	0	0	0	0	0
11/2 @ Cle.	4	4	0	0	0	0	1	1	0	0	0	0
11/9 @ Hou.	2	1	1	0	0	0	Inactive					
11/16 @ NYG	0	0	0	0	1	0	Inactive					
11/23 Phi.	6	3	3	0	0	0	2	1	1	0	0	0
11/30 @ Cin.	3	2	1	0	0	0	0	0	0	0	0	0
12/7 Was.	1	0	1	0	0	0	1	1	0	0	0	0
12/14 Pit.	0	0	0	0	0	0	0	0	0	0	0	0
12/20 @ Dal.	3	1	2	0	0	0	0	0	0	0	0	0
12/28 Jax.	1	1	0	0	0	0	Inactive (chest)					
Totals	30	18	12	0	1	0	9	7	2	0	0	0
WC-1/4 @ Mia.	0	0	0	0	0	0	Inactive (shoulder)					
Div-1/10 @ Ten.	3	3	0	0	0	0	Inactive (chest)					
AFC-1/18 @ Pit.	0	0	0	0	0	0	Inactive (shoulder)					
Totals	3	3	0	0	0	0	0	0	0	0	0	0

Terrance Copper							Yamon Figurs					
Date/Opp.	TT	ST	AT	FF	FR	BK	TT	ST	AT	FF	FR	BK
9/7 Cin.							1	1	0	0	0	0
9/21 Cle.							Inactive (hamstring)					
9/29 @ Pit.							0	0	0	0	0	0
10/5 Ten.							0	0	0	0	0	0
10/12 @ Ind.							0	0	0	0	0	0
10/19 @ Mia.							0	0	0	0	0	0
10/26 Oak.							Inactive (knee)					
11/2 @ Cle.							0	0	0	0	0	0
11/9 @ Hou.	1	1	0	0	0	0	0	0	0	0	0	0
11/16 @ NYG	0	0	0	0	0	0	0	0	0	0	0	0
11/23 Phi.							3	2	1	0	0	0
11/30 @ Cin.							1	1	0	0	0	0
12/7 Was.							0	0	0	0	0	0
12/14 Pit.							0	0	0	0	0	0
12/20 @ Dal.							0	0	0	0	0	0
12/28 Jax.	0	0	0	0	0	0	Inactive (head)					
Totals	1	1	0	0	0	0	5	4	1	0	0	0
WC-1/4 @ Mia.							0	0	0	0	0	0
Div-1/10 @ Ten.							0	0	0	0	0	0
AFC-1/18 @ Pit.							0	0	0	0	0	0
Totals	0	0	0	0	0	0	0	0	0	0	0	0

Tavares Gooden							Nick Greisen					
Date/Opp.	TT	ST	AT	FF	FR	BK	TT	ST	AT	FF	FR	BK
9/7 Cin.							1	0	1	0	0	0
9/21 Cle.	3	3	0	0	0	0	Inactive (leg)					
9/29 @ Pit.	2	2	0	0	0	0	Inactive (thigh)					
10/5 Ten.	0	0	0	0	0	0	0	0	0	0	0	0
10/12 @ Ind.	1	1	0	0	0	0	1	1	0	0	0	0
10/19 @ Mia.							0	0	0	0	0	0
10/26 Oak.							2	1	1	0	0	0
11/2 @ Cle.							2	1	1	0	0	0
11/9 @ Hou.							2	1	1	0	0	0
11/16 @ NYG							0	0	0	0	0	0
11/23 Phi.							0	0	0	0	0	0
11/30 @ Cin.							0	0	0	0	0	0
12/7 Was.							1	0	1	0	0	0
12/14 Pit.							0	0	0	0	0	0
12/20 @ Dal.							2	0	2	0	0	0
12/28 Jax.							1	1	0	0	0	0
Totals	6	6	0	0	0	0	12	5	7	0	0	0
WC-1/4 @ Mia.							1	1	0	0	0	0
Div-1/10 @ Ten.							1	1	0	0	0	0
AFC-1/18 @ Pit.							1	1	0	0	0	0
Totals	0	0	0	0	0	0	3	3	0	0	0	0

Steve Hauschka							Corey Ivy					
Date/Opp.	TT	ST	AT	FF	FR	BK	TT	ST	AT	FF	FR	BK
9/7 Cin.	1	1	0	0	0	0	2	2	0	0	0	0
9/21 Cle.							0	0	0	0	0	0
9/29 @ Pit.							0	0	0	0	0	0
10/5 Ten.							2	2	0	0	0	0
10/12 @ Ind.							0	0	0	0	0	0
10/19 @ Mia.							0	0	0	0	0	0
10/26 Oak.							1	1	0	0	0	0
11/2 @ Cle.							0	0	0	0	0	0
11/9 @ Hou.	0	0	0	0	0	0	2	2	0	0	0	0
11/16 @ NYG	0	0	0	0	0	0	0	0	0	0	0	0
11/23 Phi.	0	0	0	0	0	0	0	0	0	0	0	0
11/30 @ Cin.	0	0	0	0	0	0	0	0	0	0	0	0
12/7 Was.	0	0	0	0	0	0	0	0	0	0	0	0
12/14 Pit.	0	0	0	0	0	0	0	0	0	0	0	0
12/20 @ Dal.							0	0	0	0	0	0
12/28 Jax.	0	0	0	0	0	0	0	0	0	0	0	0
Totals	1	1	0	0	0	0	7	7	0	0	0	0
WC-1/4 @ Mia.	0	0	0	0	0	0	0	0	0	0	0	0
Div-1/10 @ Ten.	0	0	0	0	0	0	0	0	0	0	0	0
AFC-1/18 @ Pit.	0	0	0	0	0	0	0	0	0	0	0	0
Totals	0	0	0	0	0	0	0	0	0	0	0	0

Haruki Nakamura							Evan Oglesby						
Date/Opp.	TT	ST	AT	FF	FR	BK	TT	ST	AT	FF	FR	BK	
9/7 Cin.	2	1	1	0	0	0	Inactive						
9/21 Cle.	2	1	1	0	0	0	Inactive						
9/29 @ Pit.	1	1	0	0	0	0	Inactive						
10/5 Ten.	0	0	0	0	0	0	0	0	0	0	0	0	
10/12 @ Ind.	1	1	0	0	0	0	0	0	0	0	0	0	
10/19 @ Mia.	1	1	0	0	0	0	0	0	0	0	0	0	
10/26 Oak.	1	1	0	0	0	0	1	1	0	0	0	0	
11/2 @ Cle.	1	1	0	0	0	0	0	0	0	0	0	0	
11/9 @ Hou.	0	0	0	0	0	0	0	0	0	0	0	0	
11/16 @ NYG	1	1	0	0	0	0	Inactive						
11/23 Phi.	1	0	1	0	0	0	Inactive						
11/30 @ Cin.	0	0	0	0	0	0	2	2	0	0	0	0	
12/7 Was.	0	0	0	0	0	0	Inactive						
12/14 Pit.	1	1	0	0	0	0	Inactive						
12/20 @ Dal.	1	1	0	0	0	0	2	1	1	0	0	0	
12/28 Jax.	1	1	0	0	0	0	0	0	0	0	0	0	
Totals	14	11	3	0	0	0	5	4	1	0	0	0	
WC-1/4 @ Mia.	0	0	0	0	0	0	Inactive						
Div-1/10 @ Ten.	3	3	0	0	0	0	Inactive						
AFC-1/18 @ Pit.	0	0	0	0	0	0	1	0	1	0	0	0	
Totals	3	3	0	0	0	0	1	0	1	0	0	0	
Marcus Smith							Darren Stone						
Date/Opp.	TT	ST	AT	FF	FR	BK	TT	ST	AT	FF	FR	BK	
9/7 Cin.	Inactive						Not on Roster						
9/21 Cle.	Did Not Play						Not on Roster						
9/29 @ Pit.	Did Not Play						Not on Roster						
10/5 Ten.	Inactive						Not on Roster						
10/12 @ Ind.	Inactive						Not on Roster						
10/19 @ Mia.	Inactive						Not on Roster						
10/26 Oak.	Inactive						Not on Roster						
11/2 @ Cle.	Inactive						Not on Roster						
11/9 @ Hou.	Inactive						1	0	1	0	0	0	
11/16 @ NYG	Inactive						1	0	1	0	0	0	
11/23 Phi.	Did Not Play						2	2	0	0	0	0	
11/30 @ Cin.	0	0	0	0	0	0	1	1	0	0	0	0	
12/7 Was.	1	1	0	0	0	0	0	0	0	0	0	0	
12/14 Pit.	0	0	0	0	0	0	0	0	0	0	0	0	
12/20 @ Dal.	1	1	0	0	0	0	2	0	2	0	1	0	
12/28 Jax.	1	1	0	0	0	0	1	1	0	0	0	0	
Totals	3	3	0	0	0	0	8	4	4	0	1	0	
WC-1/4 @ Mia.	0	0	0	0	0	0	0	0	0	0	0	0	
Div-1/10 @ Ten.	0	0	0	0	0	0	0	0	0	0	0	0	
AFC-1/18 @ Pit.	3	3	0	0	0	0	2	1	1	0	0	0	
Totals	3	3	0	0	0	0	2	1	1	0	0	0	
Matt Stover							Frank Walker						
Date/Opp.	TT	ST	AT	FF	FR	BK	TT	ST	AT	FF	FR	BK	
9/7 Cin.	0	0	0	0	0	0	0	0	0	0	0	0	
9/21 Cle.	0	0	0	0	0	0	1	1	0	0	0	0	
9/29 @ Pit.	0	0	0	0	0	0	0	0	0	0	0	0	
10/5 Ten.	0	0	0	0	0	0	0	0	0	0	0	0	
10/12 @ Ind.	0	0	0	0	0	0	0	0	0	0	0	0	
10/19 @ Mia.	1	1	0	0	0	0	0	0	0	0	0	0	
10/26 Oak.	0	0	0	0	0	0	0	0	0	0	0	0	
11/2 @ Cle.	0	0	0	0	0	0	0	0	0	0	0	0	
11/9 @ Hou.	0	0	0	0	0	0	0	0	0	0	0	0	
11/16 @ NYG	0	0	0	0	0	0	0	0	0	0	0	0	
11/23 Phi.	0	0	0	0	0	0	0	0	0	0	0	0	
11/30 @ Cin.	0	0	0	0	0	0	Inactive						
12/7 Was.	0	0	0	0	0	0	1	1	0	0	0	0	
12/14 Pit.	0	0	0	0	0	0	0	0	0	0	0	0	
12/20 @ Dal.	1	1	0	0	0	0	0	0	0	0	0	0	
12/28 Jax.	0	0	0	0	0	0	0	0	0	0	0	0	
Totals	2	2	0	0	0	0	2	2	0	0	0	0	
WC-1/4 @ Mia.	0	0	0	0	0	0	1	1	0	0	0	1	
Div-1/10 @ Ten.	0	0	0	0	0	0	0	0	0	0	0	0	
AFC-1/18 @ Pit.	0	0	0	0	0	0	0	0	0	0	0	0	
Totals	0	0	0	0	0	0	1	1	0	0	0	1	
Daniel Wilcox							Tom Zbikowski						
Date/Opp.	TT	ST	AT	FF	FR	BK	TT	ST	AT	FF	FR	BK	
9/7 Cin.	1	1	0	0	0	0	1	1	0	0	0	0	
9/21 Cle.	0	0	0	0	0	0	2	2	0	0	0	0	
9/29 @ Pit.	0	0	0	0	0	0	3	3	0	0	0	0	
10/5 Ten.	0	0	0	0	0	0	0	0	0	0	0	0	
10/12 @ Ind.	0	0	0	0	0	0	1	1	0	0	0	0	
10/19 @ Mia.	1	1	0	0	0	0	3	3	0	0	0	0	
10/26 Oak.	0	0	0	0	0	0	1	0	1	0	0	0	
11/2 @ Cle.	Inactive (thigh)						1	1	0	0	1	0	
11/9 @ Hou.	Inactive (thigh)						0	0	0	0	0	0	
11/16 @ NYG	Inactive (thigh)						1	1	0	0	0	0	
11/23 Phi.	2	1	1	0	0	0	0	0	0	0	0	0	
11/30 @ Cin.	1	1	0	0	0	0	1	0	1	0	0	0	
12/7 Was.	2	1	1	0	0	0	2	1	1	0	0	0	
12/14 Pit.	0	0	0	0	0	0	3	2	1	0	0	0	
12/20 @ Dal.	0	0	0	0	0	0	4	4	0	0	0	0	
12/28 Jax.	0	0	0	0	0	0	0	0	0	0	0	0	
Totals	7	5	2	0	0	0	23	19	4	1	0	0	
WC-1/4 @ Mia.	0	0	0	0	0	0	0	0	0	0	0	0	
Div-1/10 @ Ten.	1	0	1	0	0	0	0	0	0	0	0	0	
AFC-1/18 @ Pit.	0	0	0	0	0	0	1	0	1	0	0	0	
Totals	1	0	1	0	0	0	1	0	1	0	0	0	

RAVENS PLAYERS: CAREER SINGLE-GAME BESTS



Below are lists of the career single-game bests for active Ravens players who regularly record stats:

QUARTERBACKS

2 TODD BOUMAN
 Pass Attempts: 38 2 times (last: 12/24/05 vs. Det.)
 Pass Comp: 25 (1/1/06 at TB)
 Pass Yards: 348 (12/9/01 vs. Ten.)
 Long Pass: 80t (12/2/01 at Pit.)
 TD Passes: 4 (12/9/01 vs. Ten.)

5 JOE FLACCO
 Pass Attempts: 38 (10/12/08 at Ind.)
 Pass Comp: 28 (10/12/08 at Ind.)
 Pass Yards: 297 (12/28/08 vs. Jax.)
 Long Pass: 70t 2 times (last: 11/30/08 at Cin.)
 TD Passes: 2 4 times (last: 11/30/08 at Cin.)

10 TROY SMITH
 Pass Attempts: 33 (12/23/07 at Sea.)
 Pass Comp: 16 2 times (last: 12/30/07 vs. Pit.)
 Pass Yards: 199 (12/23/07 at Sea.)
 Long Pass: 79t (12/23/07 at Sea.)
 TD Passes: 1 3 times (last: 11/9/08 at Hou.)

WIDE RECEIVERS

15 TERRANCE COPPER
 Receptions: 6 2 times (last: 11/19/06 vs. Cin.)
 Receiving Yards: 92 (11/12/06 at Pit.)
 Long Reception: 36 (12/16/07 at Mia.)
 Receiving TDs: None

16 YAMON FIGURS
 Receptions: 1 2 times (last: 11/9/08 at Hou.)
 Receiving Yards: 43 (11/9/08 at Hou.)
 Long Reception: 43t (11/9/08 at Hou.)
 Receiving TDs: 1 (11/9/08 at Hou.)

17 MARCUS MAXWELL
 Receptions: 1 (11/4/07 at Buf.)
 Receiving Yards: 5 (11/4/07 at Buf.)
 Long Reception: 5 (11/4/07 at Buf.)
 Receiving TDs: None

81 MARCUS SMITH
 Receptions: None
 Receiving Yards: None
 Long Reception: None
 Receiving TDs: None

85 DERRICK MASON
 Receptions: 12 3 times (last: 12/3/04 at SD)
 Receiving Yards: 186 (1/6/02 vs. Cin.)
 Long Reception: 79t (12/23/07 at Sea.)
 Receiving TDs: 3 2 times (last: 10/12/03 vs. Hou.)

89 MARK CLAYTON
 Receptions: 8 3 times (last: 11/11/07 vs. Cin.)
 Receiving Yards: 164 (11/30/08 at Cin.)
 Long Reception: 87t (12/10/06 at KC)
 Receiving TDs: 2 (10/15/06 vs. Car.)

TIGHT ENDS

83 DANIEL WILCOX
 Receptions: 8 (9/11/05 vs. Ind.)
 Receiving Yards: 78 (9/11/05 vs. Ind.)
 Long Reception: 35 (9/10/06 at TB)
 Receiving TDs: 1 8 times (last: 11/23/08 vs. Phi.)

84 EDGAR JONES
 Receptions: 1 (12/28/08 vs. Jax.)
 Receiving Yards: 25 (12/28/08 vs. Jax.)
 Long Reception: 25 (12/28/08 vs. Jax.)
 Receiving TDs: None

86 TODD HEAP
 Receptions: 9 2 times (last: 12/19/05 vs. GB)
 Receiving Yards: 146 (12/29/02 at Pit.)
 Long Reception: 48 (10/9/05 at Det.)
 Receiving TDs: 2 5 times (last: 11/9/08 at Hou.)

RUNNING BACKS

23 WILLIS MCGAHEE
 Rush Attempts: 37 (11/2/04 vs. NYJ)
 Rush Yards: 150 (9/24/06 vs. NYJ)
 Long Run: 77t (12/20/08 at Dal.)
 Rush TDs: 4 (11/28/04 at Sea.)
 Receptions: 7 (10/7/06 at SF)
 Receiving Yards: 61 (10/22/06 vs. NE)
 Long Reception: 56 (10/22/06 vs. NE)
 Receiving TDs: 1 (9/16/07 vs. NYJ)

27 RAY RICE
 Rush Attempts: 22 (9/7/08 vs. Cin.)
 Rush Yards: 154 (11/2/08 at Cle.)
 Long Run: 60 (11/2/08 at Cle.)
 Rush TDs: None
 Receptions: 7 (10/12/08 at Ind.)
 Receiving Yards: 64 (10/12/08 at Ind.)
 Long Reception: 46 (10/19/08 at Mia.)
 Receiving TDs: None

33 LE'RON MCCLAIN
 Rush Attempts: 25 2 times (last: 12/28/08 vs. Jax.)
 Rush Yards: 139 (12/20/08 at Dal.)
 Long Run: 82t (12/20/08 at Dal.)
 Rush TDs: 2 2 times (last: 12/28/08 vs. Jax.)
 Receptions: 3 4 times (last: 11/16/08 at NYG)
 Receiving Yards: 31 (11/16/08 at NYG)
 Long Reception: 25 (9/29/08 at Pit.)
 Receiving TDs: 1 2 times (last: 11/16/08 at NYG)

38 JALEN PARMELE
 Rush Attempts: 2 (12/28/08 vs. Jax.)
 Rush Yards: 27 (12/28/08 vs. Jax.)
 Long Run: 31 (12/28/08 vs. Jax.)
 Rush TDs: None
 Receptions: None
 Receiving Yards: None
 Long Reception: None
 Receiving TDs: None

42 LORENZO NEAL
 Rush Attempts: 14 (10/9/94 at Chi.)
 Rush Yards: 89 (9/5/93 vs. Hou.)
 Long Run: 43 (12/31/06 vs. Ari.)
 Rush TDs: 1 6 times (last: 12/10/06 vs. Den.)
 Receptions: 6 2 times (12/8/96 vs. Atl.)
 Receiving Yards: 78 (12/3/95 at NE)
 Long Reception: 69t (12/3/95 at NE)
 Receiving TDs: 1 12 times (last: 9/16/07 at NE)

SECONDARY

20 ED REED
 Total Tackles: 14 (9/7/03 at Pit.)
 Solo Tackles: 10 2 times (last: 11/16/03 at Mia.)
 INTs: 2 8 times (last: 12/28/08 vs. Jax.)
 PD: 4 4 times (last: 12/19/05 vs. GB)
 Sacks: 1 5 times (last: 12/14/08 vs. Pit.)
 FFs: 1 6 times (last: 12/7/08 vs. Was.)
 FRs: 1 6 times (last: 12/14/08 vs. Pit.)

22 SAMARI ROLLE
 Total Tackles: 9 (11/3/02 at Ind.)
 Solo Tackles: 8 2 times (last: 11/3/02 at Ind.)
 INTs: 3 (12/26/99 vs. Jax.)
 PD: 5 (11/23/08 vs. Phi.)
 Sacks: 2 2 times (last: 10/10/99 vs. Bal.)
 FFs: 1 3 times (last: 12/14/08 vs. Pit.)
 FRs: 2 2 times (last: 9/23/01 at Jax.)

25 EVAN OGLESBY
 Total Tackles: 3 2 times (last: 12/17/06 vs. Cle.)
 Solo Tackles: 3 2 times (last: 9/17/06 vs. Oak.)
 INTs: None
 PD: 3 (9/17/06 vs. Oak.)
 Sacks: None
 FFs: None
 FRs: 1 (11/2/08 at Cle.)

28 TOM ZBIKOWSKI
 Total Tackles: 1 (10/19/08 at Mia.)
 Solo Tackles: 1 (10/19/08 at Mia.)
 INTs: None
 PD: None
 Sacks: None
 FFs: None
 FRs: None

31 FABIAN WASHINGTON
 Total Tackles: 9 (11/6/05 at KC)
 Solo Tackles: 9 (11/6/05 at KC)
 INTs: 2 (11/12/06 vs. Den.)
 PD: 4 3 times (last: 12/14/08 vs. Pit.)
 Sacks: None
 FFs: 1 (11/25/07 at KC)
 FRs: None

35 COREY IVY
 Total Tackles: 11 (9/18/05 at Ari.)
 Solo Tackles: 8 (11/18/07 vs. Cle.)
 INTs: 1 3 times (last: 10/14/07 vs. STL)
 PD: 3 2 times (last: 9/23/07 vs. Ari.)
 Sacks: 1 8 times (last: 12/28/08 vs. Jax.)
 FFs: 1 4 times (last: 11/2/08 at Cle.)
 FRs: 1 (9/23/07 vs. Ari.)

36 JIM LEONHARD
 Total Tackles: 11 (9/9/07 vs. Den.)
 Solo Tackles: 9 (10/19/08 at Mia.)
 INTs: 1 3 times (last: 11/30/08 at Cin.)
 PD: 2 (12/7/08 vs. Was.)
 Sacks: 1 (9/21/08 vs. Cle.)
 FFs: None
 FRs: None

39 DAREN STONE
 Total Tackles: 2 (12/10/07 vs. NO)
 Solo Tackles: 2 (12/10/07 vs. NO)
 INTs: None
 PD: 1 (11/30/08 at Cin.)
 FFs: None
 FRs: None

41 FRANK WALKER
 Total Tackles: 8 (12/28/08 vs. Jax.)
 Solo Tackles: 7 (12/28/08 vs. Jax.)
 INTs: 1 6 times (last: 10/26/08 vs. Oak.)
 PD: 4 (10/5/08 vs. Ten.)
 Sacks: None
 FFs: 1 (12/28/08 vs. Jax.)
 FRs: None

43 HARUKI NAKAMURA
 Total Tackles: 2 (11/23/08 vs. Phi.)
 Solo Tackles: 1 2 times (last: 11/23/08 vs. Phi.)
 INTs: None
 PD: 1 (11/23/08 vs. Phi.)
 Sacks: None
 FFs: None
 FRs: None

LINEBACKERS

50 ANTIWAN BARNES
 Total Tackles: 2 (12/16/07 at Mia.)
 Solo Tackles: 1 7 times (last: 12/20/08 at Dal.)
 INTs: None
 PD: None
 Sacks: 1 2 times (last: 12/16/07 at Mia.)
 FFs: None
 FRs: None

51 BRENDON AYANBADEJO
 Total Tackles: 7 2 times (last: 1/2/05 at Bal.)
 Solo Tackles: 4 2 times (last: 9/17/06 vs. Det.)
 INTs: 1 (12/20/04 vs. NE)
 PD: 1 (12/20/04 vs. NE)
 Sacks: 1 (11/30/08 at Cin.)
 FFs: None
 FRs: None

52 RAY LEWIS
 Total Tackles: 25 (9/14/97 at NYG)
 Solo Tackles: 18 (9/14/97 at NYG)
 INTs: 2 3 times (last: 11/9/08 at Hou.)
 PD: 3 6 times (last: 10/14/07 vs. STL)
 Sacks: 2 (11/26/00 vs. Cle.)
 FFs: 1 11 times (last: 9/7/08 vs. Cin.)
 FRs: 2 (12/28/08 vs. Jax.)

53 JAMEEL MCCLAIN
 Total Tackles: 3 (12/28/08 vs. Jax.)
 Solo Tackles: 3 (12/28/08 vs. Jax.)
 INTs: None
 PD: None
 Sacks: 1 2 times (last: 12/20/08 at Dal.)
 FFs: None
 FRs: None

55 TERRELL SUGGS
 Total Tackles: 14 (11/5/07 at Pit.)
 Solo Tackles: 11 (10/23/05 at Chi.)
 INTs: 1 5 times (last: 11/2/08 at Cle.)
 PD: 3 (9/16/07 vs. NYJ)
 Sacks: 3 (12/4/05 vs. Hou.)
 FFs: 2 2 times (last: 11/1/06 at Cle.)
 FRs: 1 9 times (last: 12/10/06 at KC)

57 BART SCOTT
 Total Tackles: 19 (10/1/06 vs. SD)
 Solo Tackles: 14 (10/1/06 vs. SD)
 INTs: 1 3 times (last: 11/26/06 vs. Pit.)
 PD: 2 3 times (last: 9/24/06 at Cle.)
 Sacks: 2 3 times (last: 9/24/06 at Cle.)
 FFs: 1 2 times (last: 9/29/08 at Pit.)
 FRs: 1 3 times (last: 12/19/05 vs. GB)

59 NICK GREISEN
 Total Tackles: 17 (12/23/07 at Sea.)
 Solo Tackles: 13 (12/18/04 vs. Pit.)
 INTs: 1 (9/10/06 vs. Dal.)
 PD: 2 2 times (last: 11/7/04 vs. Chi.)
 Sacks: 1 4 times (last: 12/24/05 at Was.)
 FFs: 1 4 times (last: 10/30/05 vs. Was.)
 FRs: 1 7 times (last: 12/30/07 vs. Pit.)

95 JARRET JOHNSON
 Total Tackles: 11 (9/16/07 vs. NYJ)
 Solo Tackles: 8 2 times (last: 11/25/07 at SD)
 INTs: 1 (11/2/05 vs. Mia.)
 PD: 1 10 times (last: 11/30/08 at Cin.)
 Sacks: 1.5 (11/23/08 vs. Phi.)
 FFs: 1 5 times (last: 11/23/08 vs. Phi.)
 FRs: 1 2 times (last: 11/23/08 vs. Phi.)

DEFENSIVE LINE

68 BRANDON MCKINNEY
 Total Tackles: 6 (12/9/07 at Ten.)
 Solo Tackles: 3 2 times (last: 10/26/08 vs. Oak.)
 INTs: None
 PD: 1 2 times (last: 11/25/07 vs. Bal.)
 Sacks: None
 FFs: None
 FRs: 1 (12/14/08 vs. Pit.)

90 TREVOR PRYCE
 Total Tackles: 10 (12/10/06 at KC)
 Solo Tackles: 7 (12/10/06 at KC)
 INTs: 1 2 times (last: 9/27/99 at Was.)
 PD: 3 (11/2/08 at Cle.)
 Sacks: 3 3 times (last: 10/8/00 at SD)
 FFs: 1 12 times (last: 12/17/06 vs. Cle.)
 FRs: 1 4 times (last: 11/16/03 vs. SD)

91 MARQUES DOUGLAS
 Total Tackles: 11 (12/26/04 vs. Pit.)
 Solo Tackles: 8 (12/28/03 vs. Pit.)
 INTs: None
 PD: 2 2 times (last: 12/23/07 vs. TB)
 Sacks: 2.5 (12/28/03 vs. Pit.)
 FFs: 1 6 times (last: 11/5/06 vs. Min.)
 FRs: 1 3 times (last: 11/12/06 at Det.)

92 HALOTI NGATA
 Total Tackles: 9 (11/11/07 vs. Cin.)
 Solo Tackles: 7 2 times (last: 12/3/07 vs. NE)
 INTs: 1 3 times (last: 11/9/08 at Hou.)
 PD: 1 9 times (last: 11/9/08 at Hou.)
 Sacks: 1 3 times (last: 12/3/07 vs. NE)
 FFs: 1 (9/10/07 at Cin.)
 FRs: None

94 JUSTIN BANNAN
 Total Tackles: 6 (10/14/07 vs. STL)
 Solo Tackles: 4 4 times (last: 11/23/08 vs. Phi.)
 INTs: 1 (10/5/08 vs. Ten.)
 PD: 1 2 times (last: 11/9/08 at Hou.)
 Sacks: 1 5 times (last: 9/7/08 vs. Cin.)
 FFs: 1 2 times (last: 10/14/07 vs. STL)
 FRs: None

SPECIALISTS

3 MATT STOVER
 Points: 18 (9/21/97 at Ten.)
 FGAs: 7 (10/25/92 at NE)
 FGs Made: 5 5 times (last: 10/14/07 vs. STL)
 Long Att.: 55 (11/17/91 at Hou.)
 Long FG: 55 (11/17/91 at Hou.)
 PAT: 6 (12/26/93 at LA Rams)
 PATs Made: 6 (12/26/93 at LA Rams)

4 SAM KOCH
 Punts: 10 (11/5/07 at Pit.)
 Average: 59.0 (10/19/08 at Mia.)
 Long Punt: 74 (11/9/08 at Hou.)
 Inside 20: 4 2 times (last: 12/14/08 vs. Pit.)

6 STEVE HAUSCHKA
 Points: 3 (11/9/08 at Hou.)
 FGAs: 1 (11/9/08 at Hou.)
 FGs Made: 1 (11/9/08 at Hou.)
 Long Att.: 54 (11/9/08 at Hou.)
 Long FG: 54 (11/9/08 at Hou.)
 PAT: None
 PATs Made: None

16 YAMON FIGURS
 KOR: 7 (12/9/07 vs. Ind.)
 KOR Yards: 196 (12/9/07 vs. Ind.)
 KOR TDs: 1 (12/9/07 vs. Ind.)
 Long KOR: 94t (12/9/07 vs. Ind.)
 PRs: 4 (9/7/08 vs. Cin.)
 PR Yards: 75 (9/23/07 vs. Ari.)
 PR TDs: 1 (9/23/07 vs. Ari.)
 Long PR: 75t (9/23/07 vs. Ari.)
 Combined Ret. Yards: 196 - 196
 KOR and 0 PR (12/9/07 vs. Ind.)

LONGEST PLAYS FROM SCRIMMAGE 2008 SEASON



<u>Length</u>	<u>Player</u>	<u>Game</u>
108t yards **	Ed Reed INT (Kevin Kolb)	11/23 vs. Phi.
82t yards	Le'Ron McClain run	12/20 at Dal.
77t yards	Willis McGahee run	12/20 at Dal.
70t yards	Mark Clayton from Joe Flacco	11/30 at Cin.
70t yards	Demetrius Williams from Joe Flacco	10/26 vs. Oak.
64t yards	Ed Reed INT (Chad Pennington)	1/4/09 at Mia.
60 yards	Ray Rice run	11/2 at Cle.
54 yards	Derrick Mason from Joe Flacco	10/12 at Ind.
53t yards	Mark Clayton from Joe Flacco	11/23 vs. Phi.
48t yards	Derrick Mason from Joe Flacco	1/10/09 at Ten.
48 yards	Willis McGahee run	1/4/09 at Mia.
48 yards	Mark Clayton from Joe Flacco	12/28 vs. Jax.
47 yards	Mark Clayton from Joe Flacco	12/28 vs. Jax.
47t yards	Mark Clayton from Joe Flacco	11/2 at Cle.
45 yards	Marck Clayton from Joe Flacco	11/30 at Cin.
44t yards	Terrell Suggs INT (Chad Pennington)	10/19 at Mia.
43 yards	Ed Reed INT (Donovan McNabb)	11/23 vs. Phi.
43t yards	Yamon Figurs from Joe Flacco	11/9 at Hou.
43 yards	Joe Flacco from Troy Smith	10/26 vs. Oak.
42t yards	Terrell Suggs INT (Derek Anderson)	11/2 at Cle.
42t yards	Mark Clayton run	9/7 vs. Cin.
40 yards	Ray Rice from Joe Flacco	10/19 at Mia.
39 yards	Derrick Mason from Joe Flacco	12/28 vs. Jax.
38 yards	Ed Reed INT (David Garrard)	12/28 vs. Jax.
38t yards	Joe Flacco run	9/7 vs. Cin.
37 yards	Mark Clayton from Joe Flacco	1/10/09 at Ten.
36 yards	Troy Smith from Joe Flacco	12/28 vs. Jax.
35t yards	Jim Leonhard INT (Jordan Palmer)	11/30 at Cin.
35 yards	Willis McGahee from Joe Flacco	10/19 at Mia.
35 yards	Derrick Mason from Joe Flacco	9/29 at Pit.
33 yards	Mark Clayton from Joe Flacco	11/30 at Cin.
32t yards	Derrick Mason from Mark Clayton	11/30 at Cin.
32t yards	Ed Reed INT (Derek Anderson)	9/21 vs. Cle.
31 yards	Derrick Mason from Joe Flacco	1/4/09 at Mia.
31 yards	Todd Heap from Joe Flacco	1/4/09 at Mia.
31 yards	Jalen Parmele run	12/28 vs. Jax.
30 yards	Todd Heap from Joe Flacco	12/7 vs. Was.
30 yards	Joe Flacco run	11/16 at NYG
29 yards	Ed Reed INT (Tony Romo)	12/20 at Dal.
29 yards	Ray Lewis INT (Sage Rosenfels)	11/9 at Hou.
28t yards	Derrick Mason from Joe Flacco	12/7 vs. Was.
28 yards	Le'Ron McClain run	11/23 vs. Phi.
28t yards	Derrick Mason from Joe Flacco	11/2 at Cle.
26 yards	Derrick Mason from Joe Flacco	12/7 vs. Was.
26 yards	Ray Rice Run	11/2 at Cle.
26 yards	Derrick Mason from Joe Flacco	9/29 at Pit.
25 yards	Edgar Jones from Troy Smith	12/28 vs. Jax.
25 yards	Mark Clayton from Joe Flacco	12/28 vs. Jax.
25 yards	Le'Ron McClain from Joe Flacco	9/29 at Pit.
24 yards	Todd Heap from Joe Flacco	12/14 vs. Pit.
24 yards	Todd Heap from Joe Flacco	12/7 vs. Was.
23 yards	Todd Heap from Joe Flacco	1/10/09 at Ten.
23 yards	Todd Heap from Joe Flacco	12/20 at Dal.
23 yards	Todd Heap from Joe Flacco	11/30 at Cin.
23 yards	Mark Clayton from Joe Flacco	11/23 vs. Phi.
23 yards	Derrick Mason from Joe Flacco	10/19 at Mia.
22 yards	Ray Rice from Joe Flacco	1/18/09 at Pit.
22t yards	Ed Reed FR (Clinton Portis)	12/7 vs. Was.
22 yards	Derrick Mason from Joe Flacco	11/23 vs. Phi.
22 yards	Ray Rice from Joe Flacco	11/23 vs. Phi.

22 yards	Jarret Johnson FR (Donovan McNabb)	11/23 vs. Phi.
22 yards	Demetrius Williams from Joe Flacco	10/5 vs. Ten.
21 yards	Willis McGahee from Joe Flacco	12/20 at Dal.
21 yards	Ray Rice run	12/7 vs. Was.
21 yards	Derrick Mason from Joe Flacco	11/9 at Hou.
21 yards	Ray Rice from Joe Flacco	10/26 vs. Oak.
20 yards	<i>Todd Heap from Joe Flacco</i>	<i>1/18/09 at Pit.</i>
20 yards	<i>Jim Leonhard INT (Chad Pennington)</i>	<i>1/4/09 at Mia.</i>
20 yards	Todd Heap from Joe Flacco	11/9 at Hou.
20 yards	Todd Heap from Joe Flacco	11/9 at Hou.
20 yards	Derrick Mason from Joe Flacco	11/2 at Cle.

*****Set an NFL record for longest INT return***

BOLD, ITALICS, UNDERLINED DENOTE POSTSEASON PLAYS

LONGEST PLAYS FROM SCRIMMAGE

2008 SEASON



OPPONENTS

<u>Length</u>	<u>Player</u>	<u>Game</u>
77 yards	Ahmad Bradshaw run	11/16 at NYG
67t yards	Marvin Harrison from Peyton Manning	10/12 at Ind.
65t yards	Santonio Holmes from Ben Roethlisberger	1/18/09 at Pit.
60t yards	Kevin Walter from Sage Rosenfels	11/9 at Hou.
60 yards	Chaz Schilens from JaMarcus Russell	10/26 vs. Oak.
50t yards	Aaron Ross INT (Joe Flacco)	11/16 at NYG
49 yards	Hines Ward from Ben Roethlisberger	9/29 at Pit.
46 yards	TJ Houshmandzadeh from Ryan Fitzpatrick	11/30 at Cin.
45 yards	Hines Ward from Ben Roethlisberger	1/18/09 at Pit.
45 yards	Davone Bess from Chad Pennington	1/4/09 at Mia.
45 yards	Jacoby Jones from Sage Rosenfels	11/9 at Hou.
40t yards	Troy Polamalu INT (Joe Flacco)	1/18/09 at Pit.
38 yards	Dominic Rhodes run	10/12 at Ind.
38t yards	Santonio Holmes from Ben Roethlisberger	9/29 at Pit.
36 yards	Brandon Jacobs run	11/16 at NYG
35 yards	Jason Witten from Tony Romo	12/20 at Dal.
34 yards	Reggie Wayne from Peyton Manning	10/12 at Ind.
32 yards	Chris Johnson run	1/10/09 at Ten.
31 yards	Zach Miller from JaMarcus Russell	10/26 vs. Oak.
30 yards	Heath Miller from Ben Roethlisberger	1/18/09 at Pit.
30 yards	Patrick Cobbs from Chad Pennington	1/4/09 at Mia.
30 yards	Hines Ward from Ben Roethlisberger	12/14 vs. Pit.
29 yards	Tashard Choice run	12/20 at Dal.
28 yards	Chris Johnson from Kerry Collins	1/10/09 at Ten.
28 yards	David Martin from Chad Pennington	10/19 at Mia.
27 yards	Patrick Cobbs from Chad Pennington	10/19 at Mia.
26 yards	Brandon Jones from Kerry Collins	10/5 vs. Ten.
25 yards	Patrick Crayton from Tony Romo	12/20 at Dal.
25 yards	Santana Moss from Jason Campbell	11/7 vs. Was.
25 yards	Zach Miller from JaMarcus Russell	10/26 vs. Oak.
24 yards	Justin Gage from Kerry Collins	1/10/09 at Ten.
24 yards	Nate Washington from Ben Roethlisberger	12/14 vs. Pit.
24 yards	Derrick Ward from Eli Manning	11/16 at NYG
24 yards	T.J. Houshmandzadeh from Carson Palmer	9/7 vs. Cin.
23 yards	Ronnie Brown from Chad Pennington	1/4/09 at Mia.
23t yards	Alvin Pearman from David Garrard	12/28 vs. Jax.
23 yards	Maurice Jones-Drew run	12/28 vs. Jax.
23 yards	Mike Walker from David Garrard	12/28 vs. Jax.
23 yards	Ladell Betts from Jason Campbell	11/7 vs. Was.
23 yards	Greg Camarillo from Chad Pennington	10/19 at Mia.
23 yards	Braylon Edwards from Derek Anderson	11/2 at Cle.
23 yards	Ashley Lelie from JaMarcus Russell	10/26 vs. Oak.
22 yards	David Garrard run	12/28 vs. Jax.
22 yards	Terrell Owens from Tony Romo	12/20 at Dal.
22 yards	Derrick Ward run	11/16 at NYG
22 yards	David Anderson from Sage Rosenfels	11/9 at Hou.
22t yards	Reggie Wayne from Peyton Manning	10/12 at Ind.
22 yards	Chad Johnson from Carson Palmer	9/7 vs. Cin.
21t yards	Jason Witten from Tony Romo	12/20 at Dal.
21 yards	Hines Ward from Ben Roethlisberger	12/14 vs. Pit.
21 yards	Ryan Fitzpatrick run	11/30 at Cin.
21 yards	Plaxico Burress from Eli Manning	11/16 at NYG
21 yards	David Martin from Chad Pennington	10/19 at Mia.
20 yards	Carey Davis from Ben Roethlisberger	1/18/09 at Pit.

20 yards

20 yards

20 yards

20 yards

20 yards

Justin Gage from Kerry Collins

Terrell Owens from Tony Romo

Andre Johnson from Sage Rosenfels

Braylon Edwards from Derek Anderson

Kellen Winslow from Derek Anderson

1/10/09 at Ten.

12/20 at Dal.

11/9 at Hou.

11/2 at Cle.

11/2 at Cle.

BOLD, ITALICS, UNDERLINED DENOTE POSTSEASON PLAYS



2008 Baltimore Ravens Team Superlatives

SCORING

- **MOST POINTS**
Ravens: 41 at Hou. 11/9
Opponents: 31 at Ind. 10/12
- **MOST POINTS IN A QUARTER**
Ravens: 24 vs. Phi. 11/23 (4th)
Opponents: 17, 2 times, last at Dal. 12/20 (4th)
- **MOST POINTS IN A HALF**
Ravens: 29 at Hou. 11/9 (2nd)
Opponents: 24 at Ind. 10/12 (1st)
- **FEWEST POINTS**
Ravens: 3 at Ind. 10/12
Opponents: 3 at Cin. 11/30

FIRST DOWNS

- **MOST FIRST DOWNS**
Ravens: 27 at Hou. 11/9
Opponents: 22 at NYG 11/16
- **FEWEST FIRST DOWNS**
Ravens: 12, 2 times, last vs. Pit. 12/14
9 at Ten. 1/10 (Div.)
Opponents: 6 at Cin. 11/30

YARDAGE

- **MOST TOTAL NET YARDAGE**
Ravens: 451 at Cin. 11/30
Opponents: 359 at Mia. 10/19
391 at Ten. 1/10 (Div.)
- **LEAST TOTAL NET YARDAGE**
Ravens: 202 vs. Pit. 12/14
198 at Pit. 1/18 (AFC Champ.)
Opponents: 154 vs. Cin. 9/7

RUSHING

- **MOST NET RUSHING YARDAGE**
Ravens: 265 vs. Dal 12/20
Opponents: 207 at NYG 11/16
- **FEWEST NET RUSHING YARDS**
Ravens: 51 at Ind. 10/12
50 at Ten. 1/10 (Div.)
Opponents: 47, 2 times, last vs. Oak. 10/26
- **MOST RUSHING ATTEMPTS**
Ravens: 46, 2 times, last vs. Oak. 10/26
Opponents: 33 at NYG 11/16
- **FEWEST RUSHING ATTEMPTS**
Ravens: 19 at Ind. 10/12
Opponents: 15 vs. Cle. 9/21

PASSING

- **MOST NET PASSING YARDAGE**
Ravens: 304, 2 times, last vs. Jax. 12.28
Opponents: 288 at Mia. 10/19
- **FEWEST NET YARDS PASSING**
Ravens: 122 vs. Cle. 9/21
Opponents: 89 vs. Cin. 9/7
- **MOST PASS ATTEMPTS**
Ravens: 38 at Ind. 10/12
Opponents: 45 at Dal. 12/20
- **FEWEST PASS ATTEMPTS**
Ravens: 19 vs. Cle. 9/21
Opponents: 23 at NYG 11/16

SACKS

- **MOST TIMES SACKED**
Ravens: 5, 2 times, last at Dal. 12/20
Opponents: 5 vs. Cle. 9/21
- **FEWEST TIMES SACKED**
Ravens: 0, 4 times, last vs. Was. 12/7
0, 2 times, last at Ten. 1/10 (Div.)
Opponents: 0 vs. Ten. 10/5

PENALTIES AND POSSESSION

- **MOST PENALTIES**
Ravens: 11 vs. Ten. 10/5
Opponents: 11 at Ind. 10/12
12 at Ten. 1/10 (Div.)
- **FEWEST PENALTIES**
Ravens: 3 at Cin. 11/30
Opponents: 2 vs. Oak. 10/26
- **GREATEST TIME OF POSSESSION**
Ravens: 38:58 at Cin. 11/30
Opponents: 32:04 at Ind. 10/12
34:07 at Ten. 1/10 (Div.)

FUMBLES

- **MOST FUMBLES**
Ravens: 5 at Dal. 12/20
Opponents: 3 vs. Pit. 12/14
5 at Ten. 1/10 (Div.)
- **MOST FUMBLES LOST**
Ravens: 2, 2 times, last at Ind. 10/12
Opponents: 2, 2 times, last vs. Jax. 12/28
2 at Ten. 1/10 (Div.)

INTERCEPTIONS, PUNTS, ATTENDANCE

- **MOST INTERCEPTIONS BY DEFENSE**
Ravens: 4, 2 times, last vs. Phi. 11/23
4 at Mia. 1/4 (WC)
Opponents: 3 at Ind. 10/12
3 at Pit. 1/18 (AFC Champ.)
- **MOST PUNTS**
Ravens: 8, 2 times, last vs. Phi. 11/23
8 at Ten. 1/10 (WC)
Opponents: 11 at Cin. 11/30
- **HIGHEST ATTENDANCE**
Ravens: 71,502* vs. Pit. 12/14
Opponents: 78,849 at NYG 11/16

TURNOVERS

- **MOST TURNOVERS LOST BY**
Ravens: 5 at Ind. 10/12
Opponents: 5 vs. Phi. 11/23
5 at Mia. 1/4 (WC)

*Ravens record; **Postseason**



2008 Baltimore Ravens Individual Superlatives

SCORING

- **MOST KICKING POINTS**

Ravens: 15 Matt Stover at Dal. 12/20
Opponents: 11 Jeff Reed at Pit. 9/29
11 Jeff Reed at Pit. 1/18 (AFC Champ.)

- **MOST NON-KICKING POINTS**

Ravens: 12 4 times, last by Le'Ron M^cClain vs. Jac. 12/28
Opponents: 12 2 times, last by Brandon Jacobs at NYG 11/16

- **MOST FGs**

Ravens: 4 Matt Stover at Dal. 12/20
Opponents: 3 Jeff Reed at Pit. 9/29
3 Jeff Reed at Pit. 1/18 (AFC Champ.)

- **LONGEST FG**

Ravens: 54 Steve Hauschka at Hou. 11/9
Opponents: 54 Phil Dawson at Cle. 11/2

- **LONGEST FG ATTEMPT**

Ravens: 54 Steve Hauschka at Hou. 11/9
Opponents: 54 Phil Dawson at Cle. 11/2

- **MOST TOUCHDOWNS**

Ravens: 2 4 times, last by Le'Ron M^cClain vs. Jax. 12/28
2 Willis M^cGahee at Pit. 1/18 (AFC Champ.)
Opponents: 2 2 times, last by Brandon Jacobs at NYG 11/16

RUSHING

- **MOST RUSHING ATTEMPTS**

Ravens: 25 3 times, last by Le'Ron M^cClain vs. Jax. 12/28
Opponents: 25 Dominic Rhodes at Ind. 10/12

- **MOST YARDS RUSHING**

Ravens: 154 Ray Rice at Cle. 11/2
Opponents: 96 Ahmad Bradshaw at NYG 11/16

- **LONGEST RUSH FROM SCRIMMAGE**

Ravens: 82(t) Le'Ron M^cClain at Dal. 12/20
Opponents: 77 Ahmad Bradshaw at NYG 11/16

- **LONGEST TD RUSH**

Ravens: 82 Le'Ron M^cClain at Dal. 12/20
Opponents: 2 Tashard Choice at Dal. 12/20
8 Chris Johnson at Ten. 1/10 (Div.)

- **MOST TDs RUSHING**

Ravens: 2 3 times, last by Le'Ron M^cClain vs. Jax. 12/28
2 Willis M^cGahee at Pit. 1/18 (AFC Champ.)
Opponents: 2 Brandon Jacobs at NYG 11/16

- **HIGHEST RUSHING AVG. (min. 7 carries)**

Ravens: 13.5 Willis M^cGahee at Dal. 12/20
Opponents: 10.7 Ahmad Bradshaw at NYG 11/16

RECEIVING

- **MOST RECEPTIONS**

Ravens: 9 Derrick Mason at Cle. 11/2
Opponents: 8 Reggie Wayne at Ind. 10/12
10 Justin Gage at Ten. 1/10 (Div.)

- **MOST YARDS RECEIVING**

Ravens: 164 Mark Clayton at Cin. 11/30
Opponents: 118 Reggie Wayne at Ind. 10/12
135 Justin Gage at Ten. 1/10 (Div.)

- **LONGEST RECEPTION**

Ravens: 70(t) 2 times, last by Mark Clayton at Cin. 11/30
Opponents: 67(t) Marvin Harrison at Ind. 10/12

- **MOST TDs RECEIVING**

Ravens: 2 Todd Heap at Hou. 11/9
Opponents: 2 Marvin Harrison at Ind. 10/12

- **LONGEST TD RECEPTION**

Ravens: 70 2 times, last by Mark Clayton at Cin. 11/30
Opponents: 67 Marvin Harrison at Ind. 10/12



2008 Baltimore Ravens Individual Superlatives (Continued)

PASSING

- **MOST PASSES ATTEMPTED**
Ravens: 38 Joe Flacco at Ind. 10/12
Opponents: 45 Tony Romo at Dal. 12/20
- **MOST COMPLETIONS**
Ravens: 28 Joe Flacco at Ind. 10/12
Opponents: 24 2 times, last by Tony Romo at Dal. 12/20
26 Kerry Collins at Ten. 1/10 (Div.)
- **MOST YARDS PASSING**
Ravens: 297 Joe Flacco vs. Jax. 12/28
Opponents: 295 Chad Pennington at Mia. 10/19
- **MOST TDs PASSING**
Ravens: 2 4 times, last by Joe Flacco at Cin. 11/30
Opponents: 3 Peyton Manning at Ind. 10/12
- **MOST HAD INTERCEPTED**
Ravens: 3 Joe Flacco at Ind. 10/21
3 Joe Flacco at Pit. 1/18 (AFC Champ.)
Opponents: 4 Sage Rosenfels at Hou. 11/9
4 Chad Pennington at Mia. 1/4 (WC)

INTERCEPTIONS BY DEFENSE

- **MOST INTERCEPTIONS**
Ravens: 2 5 times, last by Ed Reed vs. Jax. 12/28
2 Ed Reed at Mia. 1/4 (WC)
Opponents: 2 Aaron Ross at NYG 11/16
- **LONGEST INT. RETURN**
Ravens: 107(t)^ Ed Reed vs. Phi. 11/23
Opponents: 50(t) Aaron Ross at NYG 11/16
- **LONGEST INT. RETURN FOR A TD**
Ravens: 107^ Ed Reed vs. Phi. 11/23
Opponents: 50 Aaron Ross at NYG 11/16

KICKOFF AND PUNT RETURNS

- **LONGEST KICKOFF RETURN**
Ravens: 39 Yamon Figurs vs. Pit. 12/14
Opponents: 100(t) Quintin Demps vs. Phi. 11/23
- **LONGEST PUNT RETURN**
Ravens: 46 2 times, last by Jim Leonhard vs. Pit. 12/14
Opponents: 33 Chris Carr vs. Ten. 10/5

PUNTING

- **LONGEST PUNT**
Ravens: 74* Sam Koch at Hou. 11/9
Opponents: 59 Shane Lechler vs. Oak. 10/26
- **MOST PUNTS INSIDE 20**
Ravens: 4 2 times, last by Sam Koch vs. Pit. 12/14
Opponents: 3 3 times, last by Ryan Plackemeier vs. Was. 12/7

TACKLES, SACKS AND FUMBLE RETURNS

- **MOST TACKLES**
Ravens: 15 Ray Lewis at Pit. 9/29
Opponents: 14 D'Qwell Jackson vs. Cle. 9/21
- **MOST SACKS**
Ravens: 2.0 Terrell Suggs vs. Cle. 9/21
2.0 Terrell Suggs at Pit. 1/18 (AFC Champ.)
Opponents: 3.0 Robert Mathis at Ind. 10/12
- **LONGEST OWN FUMBLE RETURN**
Ravens: 0 14 times, last by Terrell Suggs vs. Jax. 12/28
0 Jim Leonhard at Pit. 1/18 (AFC Champ.)
Opponents: 18 Keyaron Fox vs. Pit. 12/14
- **LONGEST OPPONENTS' FUMBLE RETURN**
Ravens: 22 2 times, last by Ed Reed (t) vs. Was. 12/7
Opponents: 65(t) Johnathan Joseph vs. Cin. 9/7

*Ravens record; ^NFL record; **Postseason**



2008 Baltimore Ravens Turnover Table

			FORCED TURNOVERS			TURNOVERS CONVERTED				
Date	Game	W/L	Fum	INTs	Total	TD	FG	Points	Pts. Pct.	TD Pct.
9/7	RAVENS	W	1	1	2	1	1	10	100.0	50.0
even	Bengals		2	0	2	1	0	7	50.0	50.0
9/21	RAVENS	W	0	3	3	2	0	14	66.7	66.7
+1	Browns		0	2	2	1	0	7	50.0	50.0
9/29	Ravens	L	0	1	1	0	1	3	100.0	0.0
even	STEELERS		1	0	1	1	0	7	100.0	100.0
10/5	RAVENS	L	0	2	2	0	1	3	50.0	0.0
even	Titans		0	2	2	0	1	3	50.0	0.0
10/12	Ravens	L	0	0	0	0	0	0	0.0	0.0
-5	COLTS		2	3	5	0	1	3	20.0	0.0
10/19	Ravens	W	0	1	1	1	0	7	100.0	100.0
even	DOLPHINS		1	0	1	0	0	0	0.0	0.0
10/26	RAVENS	W	0	1	1	1	0	7	100.0	100.0
even	Raiders		1	0	1	0	0	0	0.0	0.0
11/2	Ravens	W	1	1	2	2	0	14	100.0	100.0
+2	BROWNS		0	0	0	0	0	0	0.0	0.0
11/9	Ravens	W	0	4	4	2	0	14	50.0	50.0
+4	TEXANS		0	0	0	0	0	0	0.0	0.0
11/16	Ravens	L	0	1	1	0	0	0	0.0	0.0
-1	GIANTS		0	2	2	1	0	7	50.0	50.0
11/23	RAVENS	W	1	4	5	2	1	17	60.0	40.0
+5	Eagles		0	0	0	0	0	0	0.0	0.0
11/30	Ravens	W	0	1	1	1	0	7	100.0	100.0
+1	BENGALS		0	0	0	0	0	0	0.0	0.0
12/7	RAVENS	W	1	2	3	2	0	14	66.7	66.7
+1	Redskins		1	1	2	1	1	10	100.0	50.0
12/14	RAVENS	L	2	0	2	0	1	3	50.0	0.0
even	Steelers		0	2	2	0	0	0	0.0	0.0
12/20	Ravens	W	0	2	2	0	1	3	50.0	0.0
+1	COWBOYS		1	0	1	1	0	7	100.0	100.0
12/28	RAVENS	W	2	2	4	1	0	7	25.0	25.0
+4	Jaguars		0	0	0	0	0	0	0.0	0.0
Regular Season Totals										
Tot.	RAVENS	11-5	8	26	34	15	6	123	61.8	44.1
+13	Opponents	5-11	9	12	21	6	3	51	42.9	28.6
Postseason Games										
1/4	Ravens	W	1	4	5	2	0	14	40.0	40.0
+4	DOLPHINS		1	0	1	0	1	3	100.0	0.0
1/10	Ravens	W	2	1	3	0	0	0	0.0	0.0
+3	TITANS		0	0	0	0	0	0	0.0	0.0
1/18	Ravens	L	1	0	1	0	0	0	0.0	0.0
-3	STEELERS		1	3	4	1	1	10	50.0	25.0
Postseason Totals										
Tot.	RAVENS	2-1	4	5	9	2	0	14	22.2	22.2
+4	Opponents	1-2	2	3	5	1	2	13	60.0	20.0



2008 Baltimore Ravens Inside the 20

Date	Game	In 20	Scores	TDs	FGs	TD Pct.	Inside 20 Points	Total Points
9/7 vs. Cincinnati W	RAVENS Bengals	2 1	1 0	0 0	1 0	0.0 0.0	3 0	17 10
9/21 vs. Cleveland W	RAVENS Browns	5 2	3 2	3 1	0 1	60.0 50.0	21 10	28 10
9/29 at Pittsburgh L	Ravens STEELERS	4 1	4 1	2 0	2 1	50.0 0.0	20 3	20 23
10/5 vs. Tennessee L	RAVENS Titans	1 3	1 3	1 1	0 2	100.0 33.3	7 13	10 13
10/12 at Indianapolis L	Ravens COLTS	3 3	1 3	0 2	1 1	0.0 66.7	3 17	3 31
10/19 at Miami W	Ravens DOLPHINS	3 4	3 3	2 1	1 2	66.7 25.0	17 13	27 13
10/26 vs. Oakland W	RAVENS Raiders	4 3	4 2	2 1	2 1	50.0 33.3	20 10	29 10
11/2 at Cleveland W	Ravens BROWNS	3 2	3 2	1 1	2 1	33.3 50.0	13 10	37 27
11/9 at Houston W	Ravens TEXANS	4 2	4 1	4 0	0 1	100.0 0.0	28 3	41 13
11/16 at NY Giants L	Ravens GIANTS	2 6	1 4	1 3	0 1	50.0 50.0	7 23	10 30
11/23 vs. Philadelphia W	RAVENS Eagles	2 1	2 0	2 0	0 0	100.0 0.0	14 0	36 7
11/30 at Cincinnati W	Ravens BENGALS	3 1	3 1	1 0	2 1	33.3 0.0	13 3	34 3
12/7 vs. Washington W	RAVENS Redskins	2 2	2 2	1 1	1 1	50.0 50.0	10 10	24 10
12/14 vs. Pittsburgh L	RAVENS Steelers	3 3	3 3	0 1	3 2	0.0 33.3	9 13	9 13
12/20 at Dallas W	Ravens COWBOYS	5 3	5 3	1 2	4 1	20.0 66.7	19 17	33 24
12/28 vs. Jacksonville W	RAVENS Jaguars	5 2	4 0	3 0	1 0	60.0 0.0	24 0	27 7
Regular Season Totals								
Totals	RAVENS	51	44	24	20	47.1	228	385
11-5	Opponents	39	30	14	16	37.8	145	244
Postseason								
1/4 at Miami (WC) W	Ravens DOLPHINS	4 3	4 2	2 1	2 1	50.0 33.3	20 9	27 9
1/10 at Tennessee (Div.) W	Ravens TITANS	1 3	1 2	0 1	1 1	0.0 33.3	3 10	13 10
1/18 at Pittsburgh (AFC) L	Ravens STEELERS	2 1	2 1	2 0	0 1	100.0 0.0	14 3	14 23
Totals	RAVENS	7	7	4	3	57.1	37	54
2-1	Opponents	7	5	2	3	28.6	22	42



**2008 Baltimore Ravens
First Downs**

Regular Season

300 Total: 132 rushing; 147 passing; 21 penalty

Postseason

38 Total: 16 rushing; 18 passing; 4 penalty

Player	Total	Rush	Pass	3rd Down Conversion	4th Down Conversion
Derrick Mason	60 (9)	0	60 (9)	23 (3)	0
Le'Ron M ^c Clain	58 (3)	51 (3)	7	12	1
Willis M ^c Gahee	42 (7)	34 (7)	8	12 (1)	0
Ray Rice	31 (2)	19	12 (2)	9	2
Mark Clayton	26 (4)	3 (1)	23 (3)	10 (2)	0
Todd Heap	23 (3)	0	23 (3)	7 (1)	2
Joe Flacco	17 (4)	16 (4)	1	11 (3)	1
Lorenzo Neal	8 (2)	6 (1)	2 (1)	1 (1)	0
Demetrius Williams	6	0	6	3	0
Troy Smith	2	1	1	1	0
Daniel Wilcox	2	0	2	1	0
Yamon Figurs	1	0	1	1	0
Edgar Jones	1	0	1	0	0
Sam Koch	1	1	0	0	1
Jalen Parmele	1	1	0	0	0
Totals	279 (34)	132 (16)	147 (18)	95 (11)	7

Note: (Postseason 1st Downs in Parenthesis)



2008 Baltimore Ravens Completions By Distance
--

Game	Quarterback	Loss	0-9	10-19	20-29	30-39	40-49	50+
9/7 CINCINNATI	Flacco		9	6				
9/21 CLEVELAND	Flacco	1	4	8				
9/29 at Pittsburgh	Flacco	2	6 (1)	5	3			
10/5 TENNESSEE	Flacco	0	13	4	1			
10/12 at Indianapolis	Flacco	1	18	8				1
10/19 at Miami	Flacco		5	9 (1)	1	1	1	
10/26 OAKLAND	Flacco Smith	1	7	2	1		1	1 (1)
11/2 at Cleveland	Flacco		6	8	2 (1)		1 (1)	
11/9 at Houston	Flacco Smith		8 (1)	3 1 (1)	3		1 (1)	
11/16 at New York Giants	Flacco	1	10	9 (1)				
11/23 PHILADELPHIA	Flacco	1	5 (1)	2	3			1 (1)
11/30 at Cincinnati	Flacco Clayton		10 (1)	5	1	1 1 (1)	1	1 (1)
12/7 WASHINGTON	Flacco	1	4	1	3 (1)	1		
12/14 PITTSBURGH	Flacco		5	5	1			
12/20 at Dallas	Flacco	2	7	6 (1)	2			
12/28 JACKSONVILLE	Flacco Smith	1	6	5	1 1	2	2	
Regular Season								
Flacco Totals		11	123 (4)	86 (3)	22 (2)	5	6 (2)	4 (3)
Smith Totals				1 (1)	1		1	
Clayton Totals						1 (1)		
2008 Team Totals		11	123 (4)	87 (4)	23 (2)	6 (1)	7 (2)	4 (3)
Postseason								
1/4 WC at Miami	Flacco		3	4		2		
1/10 Div. at Tennessee	Flacco		5	3	1	1	1 (1)	
1/18 AFC at Pittsburgh	Flacco		5	6	2			
Team Totals			13	13	3	3	1 (1)	

Baltimore Ravens vs Pittsburgh Steelers
1/18/2009 at Heinz Field
Ball Possession And Drive Chart

Baltimore Ravens

#	Time Recd	Time Lost	Time Poss	How Ball Obtained	Drive Began	# Play	Yds Gain	Yds Pen	Net Yds	1st Down	Last Scrm	How Given Up
1	11:22	10:20	1:02	Kickoff	BLT 27	3	2	0	2	0	BLT 29	Punt
2	8:16	7:30	0:46	Punt	BLT 27	3	2	0	2	0	BLT 29	Interception
3	6:11	5:08	1:03	Kickoff	BLT 25	3	4	0	4	0	BLT 29	Punt
4	2:15	0:35	1:40	Fumble	PIT 43	4	9	0	9	0	PIT 34	Downs
5	13:58	7:06	6:52	Kickoff	BLT 12	11	51	-9	42	3	PIT 46	Punt
6	3:37	2:40	0:57	Punt	PIT 17	3	4	13	17	2	* PIT 3	Touchdown
7	1:51	1:00	0:51	Punt	BLT 33	3	2	0	2	0	BLT 35	Punt
8	15:00	12:10	2:50	Kickoff	BLT 17	5	17	0	17	1	BLT 34	Punt
9	10:10	9:07	1:03	Punt	BLT 39	3	3	0	3	0	BLT 42	Punt
10	3:38	0:58	2:40	Kickoff	BLT 37	4	12	0	12	1	BLT 49	Punt
11	12:38	9:29	3:09	Punt	BLT 42	6	48	10	58	4	* PIT 1	Touchdown
12	6:50	4:24	2:26	Punt	BLT 14	5	15	0	15	1	BLT 29	Interception
13	4:24	3:29	0:55	Kickoff	BLT 23	2	15	0	15	0	BLT 27	Fumble
14	1:48	1:11	0:37	Punt	BLT 21	3	14	0	14	1	BLT 35	Interception

(457) Average BLT 33

Pittsburgh Steelers

#	Time Recd	Time Lost	Time Poss	How Ball Obtained	Drive Began	# Play	Yds Gain	Yds Pen	Net Yds	1st Down	Last Scrm	How Given Up
1	15:00	11:22	3:38	Kickoff	PIT 34	7	55	-5	50	1	* BLT 16	Field Goal
2	10:20	8:16	2:04	Punt	PIT 36	3	-7	0	-7	0	PIT 29	Punt
3	7:30	6:11	1:19	Interception	BLT 35	7	11	0	11	1	BLT 24	Field Goal
4	5:08	2:15	2:53	Punt	PIT 10	5	31	0	31	1	PIT 41	Fumble
5	0:35	13:58	1:37	Downs	PIT 34	3	66	0	66	1	PIT 35	Touchdown
6	7:06	3:37	3:29	Punt	PIT 11	6	23	-14	9	1	PIT 20	Punt
7	2:40	1:51	0:49	Kickoff	PIT 21	3	6	0	6	0	PIT 27	Punt
8	1:00	0:00	1:00	Punt	50	6	23	15	38	2	BLT 21	End of Half
9	12:10	10:10	2:00	Punt	PIT 20	3	0	0	0	0	PIT 20	Punt
10	9:07	3:38	5:29	Punt	PIT 20	11	46	5	51	3	BLT 29	Field Goal
11	0:58	12:38	3:20	Punt	PIT 12	6	25	0	25	1	PIT 37	Punt
12	9:29	6:50	2:39	Kickoff	PIT 41	3	-1	-6	-7	0	PIT 34	Punt
13	3:29	1:48	1:41	Fumble	BLT 38	3	-1	0	-1	0	BLT 39	Punt
14	1:11	0:00	1:11	Interception	BLT 45	2	-2	0	-2	0	BLT 46	End of Game

(471) Average PIT 34

* inside opponent's 20

Time of Possession by Quarter		1st	2nd	3rd	4th	OT	Total
Visitor	Baltimore Ravens	4:31	8:40	6:33	7:07		26:51
Home	Pittsburgh Steelers	10:29	6:20	8:27	7:53		33:09
Kickoff Drive No.-Start Average		Ravens: 6 - BLT 24		Steelers: 3 - PIT 32			

Baltimore Ravens vs Tennessee Titans

1/10/2009 at LP Field

Ball Possession And Drive Chart

Baltimore Ravens

#	Time Recd	Time Lost	Time Poss	How Ball Obtained	Drive Began	# Play	Yds Gain	Yds Pen	Net Yds	1st Down	Last Scrm	How Given Up
1	15:00	13:02	1:58	Kickoff	BLT 20	3	5	0	5	0	BLT 25	Punt
2	10:32	8:09	2:23	Punt	BLT 20	3	5	-5	0	0	BLT 20	Punt
3	4:38	1:20	3:18	Kickoff	BLT 20	8	70	10	80	3	TEN 48	Touchdown
4	13:31	12:05	1:26	Downs	BLT 38	4	15	5	20	1	TEN 42	Punt
5	4:07	2:24	1:43	Interception	BLT 12	3	0	0	0	0	BLT 12	Punt
6	0:25	0:00	0:25	Fumble	BLT 16	1	-1	0	-1	0	BLT 16	End of Half
7	14:00	11:44	2:16	Punt	BLT 10	5	10	0	10	1	BLT 20	Punt
8	10:01	8:16	1:45	Missed FG	BLT 41	3	3	5	8	0	BLT 49	Punt
9	7:20	4:33	2:47	Punt	BLT 39	5	16	0	16	1	TEN 45	Punt
10	1:46	14:10	2:36	Punt	TEN 41	6	38	0	38	1	*TEN 3	Field Goal
11	8:57	7:23	1:34	Fumble	BLT 1	3	0	0	0	0	BLT 1	Punt
12	4:23	0:53	3:30	Kickoff	BLT 24	9	51	0	51	2	TEN 25	Field Goal
13	0:12	0:00	0:12	Downs	TEN 40	1	-1	0	-1	0	TEN 40	End of Game

(360) Average BLT 28

Tennessee Titans

#	Time Recd	Time Lost	Time Poss	How Ball Obtained	Drive Began	# Play	Yds Gain	Yds Pen	Net Yds	1st Down	Last Scrm	How Given Up
1	13:02	10:32	2:30	Punt	TEN 22	4	17	-5	12	1	TEN 34	Punt
2	8:09	4:38	3:31	Punt	TEN 35	6	60	5	65	4	*BLT 8	Touchdown
3	1:20	13:31	2:49	Kickoff	TEN 27	6	35	0	35	1	BLT 30	Downs
4	12:05	4:07	7:58	Punt	TEN 1	13	81	-14	67	4	BLT 32	Interception
5	2:24	0:25	1:59	Punt	TEN 28	8	55	0	55	3	BLT 22	Fumble
6	15:00	14:00	1:00	Kickoff	TEN 41	3	1	0	1	0	TEN 42	Punt
7	11:44	10:01	1:43	Punt	TEN 45	5	22	0	22	1	BLT 33	Missed FG
8	8:16	7:20	0:56	Punt	TEN 20	3	0	0	0	0	TEN 20	Punt
9	4:33	1:46	2:47	Punt	TEN 15	5	17	-10	7	1	TEN 22	Punt
10	14:10	8:57	5:13	Kickoff	TEN 36	10	58	0	58	4	*BLT 13	Fumble
11	7:23	4:23	3:00	Punt	BLT 42	6	32	0	32	2	*BLT 10	Field Goal
12	0:53	0:12	0:41	Kickoff	TEN 35	4	5	0	5	0	TEN 40	Downs

(363) Average TEN 30

*** inside opponent's 20**

Time of Possession by Quarter

Visitor	1st	2nd	3rd	4th	OT	Total
Baltimore Ravens	7:39	3:34	8:34	6:06		25:53
Home Tennessee Titans	7:21	11:26	6:26	8:54		34:07

Kickoff Drive No.-Start Average

Ravens: 3 - BLT 21 Titans: 4 - TEN 35

Baltimore Ravens vs Miami Dolphins

1/4/2009 at Dolphin Stadium

Ball Possession And Drive Chart

Baltimore Ravens

#	Time Recd	Time Lost	Time Poss	How Ball Obtained	Drive Began	# Play	Yds Gain	Yds Pen	Net Yds	1st Down	Last Scrm	How Given Up
1	15:00	12:32	2:28	Kickoff	BLT 27	5	29	0	29	2	MIA 38	Fumble
2	8:17	2:47	5:30	Kickoff	BLT 36	11	59	0	59	4	*MIA 5	Field Goal
3	0:23	12:44	2:39	Punt	BLT 25	7	28	-5	23	2	BLT 48	Punt
4	8:56	6:56	2:00	Interception	MIA 45	3	8	0	8	0	MIA 37	Punt
5	1:37	0:16	1:21	Punt	BLT 41	7	46	0	46	2	*MIA 13	Field Goal
6	13:26	12:21	1:05	Interception	MIA 39	3	3	0	3	0	MIA 36	Punt
7	9:42	7:33	2:09	Fumble	MIA 19	4	19	0	19	2	*MIA 8	Touchdown
8	1:52	0:00	1:52	Interception	BLT 20	3	8	0	8	0	BLT 28	Punt
9	13:09	11:57	1:12	Kickoff	BLT 20	3	4	0	4	0	BLT 24	Punt
10	7:37	3:53	3:44	Punt	BLT 29	8	71	0	71	3	*MIA 5	Touchdown
11	2:34	0:00	2:34	Downs	MIA 43	4	11	-5	6	1	MIA 36	End of Game

(452) Average BLT 41

Miami Dolphins

#	Time Recd	Time Lost	Time Poss	How Ball Obtained	Drive Began	# Play	Yds Gain	Yds Pen	Net Yds	1st Down	Last Scrm	How Given Up
1	12:32	8:17	4:15	Fumble	MIA 49	8	50	0	50	2	*BLT 1	Field Goal
2	2:47	0:23	2:24	Kickoff	MIA 31	3	9	0	9	0	MIA 40	Punt
3	12:44	8:56	3:48	Punt	MIA 20	7	29	0	29	2	MIA 49	Interception
4	6:56	2:30	4:26	Punt	MIA 6	6	17	-4	13	1	MIA 19	Interception
5	2:30	1:37	0:53	Kickoff	MIA 20	3	-7	0	-7	0	MIA 13	Punt
6	0:16	0:00	0:16	Kickoff	MIA 20	1	-3	0	-3	0	MIA 20	End of Half
7	15:00	13:26	1:34	Kickoff	MIA 20	3	2	0	2	0	MIA 22	Interception
8	12:21	9:42	2:39	Punt	MIA 2	6	17	0	17	2	MIA 18	Fumble
9	7:33	1:52	5:41	Kickoff	MIA 29	9	61	-5	56	4	*BLT 15	Interception
10	15:00	13:09	1:51	Punt	MIA 26	5	50	24	74	4	*BLT 2	Touchdown
11	11:57	7:37	4:20	Punt	MIA 32	8	24	0	24	3	BLT 44	Punt
12	3:53	2:34	1:19	Kickoff	MIA 35	4	8	0	8	0	MIA 34	Downs

(290) Average MIA 24

*** inside opponent's 20**

Time of Possession by Quarter	1st	2nd	3rd	4th	OT	Total
Visitor Baltimore Ravens	8:21	5:37	5:06	7:30		26:34
Home Miami Dolphins	6:39	9:23	9:54	7:30		33:26

Kickoff Drive No.-Start Average Ravens: 3 - BLT 28 Dolphins: 6 - MIA 26

Jacksonville Jaguars vs Baltimore Ravens

12/28/2008 at M&T Bank Stadium

Ball Possession And Drive Chart

Jacksonville Jaguars

#	Time Recd	Time Lost	Time Poss	How Ball Obtained	Drive Began	# Play	Yds Gain	Yds Pen	Net Yds	1st Down	Last Scrm	How Given Up
1	9:25	8:19	1:06	Kickoff	JAX 13	2	15	5	20	1	JAX 21	Fumble
2	6:59	4:56	2:03	Missed FG	JAX 38	5	17	-5	12	1	50	Punt
3	3:02	0:48	2:14	Punt	JAX 50	5	50	0	50	2	BLT 23	Touchdown
4	10:58	9:12	1:46	Kickoff	JAX 21	3	-1	0	-1	0	JAX 20	Punt
5	4:52	2:05	2:47	Kickoff	JAX 20	5	46	15	61	3	*BLT 19	Interception
6	0:44	0:00	0:44	Kickoff	JAX 24	2	0	0	0	0	JAX 27	End of Half
7	15:00	7:20	7:40	Kickoff	JAX 38	13	42	0	42	3	*BLT 20	Downs
8	3:26	0:00	3:26	Kickoff	JAX 8	3	2	-8	-6	0	JAX 2	Punt
9	14:01	12:57	1:04	Punt	JAX 5	3	5	0	5	0	JAX 10	Punt
10	8:26	5:48	2:38	Punt	JAX 20	5	20	0	20	1	JAX 39	Fumble
11	4:12	1:42	2:30	Punt	JAX 20	7	49	0	49	3	BLT 31	Interception

(257) Average JAX 23

Baltimore Ravens

#	Time Recd	Time Lost	Time Poss	How Ball Obtained	Drive Began	# Play	Yds Gain	Yds Pen	Net Yds	1st Down	Last Scrm	How Given Up
1	15:00	9:25	5:35	Kickoff	BLT 21	10	70	-5	65	3	*JAX 14	Field Goal
2	8:19	6:59	1:20	Fumble	JAX 33	4	3	0	3	0	JAX 30	Missed FG
3	4:56	3:02	1:54	Punt	BLT 20	3	-3	0	-3	0	BLT 17	Punt
4	0:48	10:58	4:50	Kickoff	BLT 22	10	78	0	78	5	*JAX 5	Touchdown
5	9:12	4:52	4:20	Punt	BLT 23	8	82	-5	77	4	*JAX 13	Touchdown
6	2:05	0:44	1:21	Interception	BLT 29	6	71	0	71	3	*JAX 1	Touchdown
7	15:00	15:00	0:00			0	0	0	0	0		UNKNOWN
8	7:20	3:26	3:54	Downs	BLT 20	8	58	0	58	2	JAX 22	Field Goal
9	15:00	14:01	0:59	Punt	JAX 39	3	2	0	2	0	JAX 37	Punt
10	12:57	8:26	4:31	Punt	BLT 48	6	11	0	11	1	JAX 41	Punt
11	5:48	4:12	1:36	Fumble	JAX 40	3	4	0	4	0	JAX 36	Punt
12	1:42	0:00	1:42	Interception	BLT 30	4	55	-5	50	2	*JAX 16	End of Game

(401) Average BLT 36

*** inside opponent's 20**

Time of Possession by Quarter	1st	2nd	3rd	4th	OT	Total
Visitor Jacksonville Jaguars	5:23	5:17	11:06	6:12		27:58
Home Baltimore Ravens	9:37	9:43	3:54	8:48		32:02

Kickoff Drive No.-Start Average Jaguars: 6 - JAX 21 Ravens: 2 - BLT 22

Baltimore Ravens vs Dallas Cowboys

12/20/2008 at Texas

Ball Possession And Drive Chart

Baltimore Ravens

#	Time Recd	Time Lost	Time Poss	How Ball Obtained	Drive Began	# Play	Yds Gain	Yds Pen	Net Yds	1st Down	Last Scrm	How Given Up
1	12:49	11:56	0:53	Interception	BLT 8	2	0	-4	-4	0	BLT 9	Fumble
2	11:05	6:14	4:51	Kickoff	BLT 29	10	43	21	64	4	*DAL 7	Field Goal
3	4:07	2:27	1:40	Punt	BLT 21	3	5	0	5	0	BLT 26	Punt
4	0:16	10:54	4:22	Punt	DAL 46	10	30	5	35	2	*DAL 11	Field Goal
5	8:14	4:25	3:49	Punt	BLT 16	7	29	0	29	2	BLT 45	Punt
6	3:05	1:44	1:21	Punt	BLT 39	3	-3	0	-3	0	BLT 36	Punt
7	0:27	0:00	0:27	Interception	BLT 49	4	32	0	32	2	*DAL 19	Field Goal
8	15:00	12:55	2:05	Kickoff	BLT 22	4	4	5	9	1	BLT 31	Punt
9	11:17	8:02	3:15	Punt	BLT 12	6	27	0	27	1	BLT 39	Punt
10	6:12	2:51	3:21	Punt	DAL 37	7	37	0	37	3	*DAL 13	Touchdown
11	11:28	6:30	4:58	Kickoff	BLT 28	9	35	20	55	3	*DAL 17	Field Goal
12	3:50	3:32	0:18	Kickoff	BLT 23	1	77	0	77	1	BLT 23	Touchdown
13	1:36	1:18	0:18	Kickoff	BLT 18	1	82	0	82	1	BLT 18	Touchdown
14	0:52	0:00	0:52	Downs	BLT 38	3	-10	0	-10	0	BLT 30	End of Game

(420) Average BLT 30

Dallas Cowboys

#	Time Recd	Time Lost	Time Poss	How Ball Obtained	Drive Began	# Play	Yds Gain	Yds Pen	Net Yds	1st Down	Last Scrm	How Given Up
1	15:00	12:49	2:11	Kickoff	DAL 31	4	18	0	18	1	DAL 49	Interception
2	11:56	11:05	0:51	Fumble	BLT 4	3	4	0	4	1	*BLT 2	Touchdown
3	6:14	4:07	2:07	Kickoff	DAL 21	4	24	0	24	1	DAL 45	Punt
4	2:27	0:16	2:11	Punt	DAL 22	3	7	0	7	0	DAL 29	Punt
5	10:54	8:14	2:40	Kickoff	DAL 31	5	24	0	24	1	BLT 45	Punt
6	4:25	3:05	1:20	Punt	DAL 3	3	2	0	2	0	DAL 5	Punt
7	1:44	0:27	1:17	Punt	DAL 13	6	24	0	24	1	DAL 37	Interception
8	12:55	11:17	1:38	Punt	DAL 32	3	9	0	9	0	DAL 41	Punt
9	8:02	6:12	1:50	Punt	DAL 20	3	1	0	1	0	DAL 21	Punt
10	2:51	11:28	6:23	Kickoff	DAL 32	12	51	0	51	3	*BLT 17	Field Goal
11	6:30	3:50	2:40	Kickoff	DAL 30	8	75	-5	70	4	*BLT 7	Touchdown
12	3:32	1:36	1:56	Kickoff	DAL 29	11	71	0	71	4	BLT 21	Touchdown
13	1:18	0:52	0:26	Kickoff	BLT 44	4	16	-10	6	0	BLT 36	Downs

(416) Average DAL 32

*** Inside opponent's 20**

Time of Possession by Quarter	1st	2nd	3rd	4th	OT	Total
Visitor Baltimore Ravens	7:40	9:43	8:41	6:26		32:30
Home Dallas Cowboys	7:20	5:17	6:19	8:34		27:30
Kickoff Drive No.-Start Average	Ravens: 5 - BLT 24		Cowboys: 7 - DAL 33			

Pittsburgh Steelers vs Baltimore Ravens

12/14/2008 at M&T Bank Stadium

Ball Possession And Drive Chart

Pittsburgh Steelers

#	Time Recd	Time Lost	Time Poss	How Ball Obtained	Drive Began	# Play	Yds Gain	Yds Pen	Net Yds	1st Down	Last Scrm	How Given Up
1	13:37	10:22	3:15	Punt	PIT 7	6	32	-10	22	1	PIT 29	Punt
2	6:23	3:19	3:04	Punt	PIT 4	5	14	0	14	1	PIT 18	Punt
3	3:07	0:00	3:07	Interception	PIT 33	6	13	5	18	1	BLT 49	Punt
4	12:30	5:44	6:46	Kickoff	PIT 20	14	78	-10	68	4	*BLT 12	Field Goal
5	0:49	0:00	0:49	Kickoff	PIT 30	2	-4	0	-4	0	PIT 30	End of Half
6	15:00	13:53	1:07	Kickoff	PIT 20	3	6	0	6	0	PIT 26	Punt
7	11:24	9:12	2:12	Punt	PIT 24	4	3	-10	-7	0	PIT 17	Punt
8	7:41	7:34	0:07	Punt	PIT 1	1	9	0	9	0	PIT 1	Fumble
9	6:02	2:53	3:09	Kickoff	PIT 24	6	15	0	15	1	PIT 39	Punt
10	1:00	14:51	1:09	Punt	BLT 33	3	0	0	0	0	BLT 24	Fumble
11	13:18	9:26	3:52	Punt	PIT 34	9	54	0	54	3	*BLT 12	Field Goal
12	3:36	0:43	2:53	Punt	PIT 8	12	92	0	92	7	*BLT 4	Touchdown
13	0:08	0:00	0:08	Interception	PIT 11	1	-1	0	-1	0	PIT 11	End of Game

(283) Average PIT 22

Baltimore Ravens

#	Time Recd	Time Lost	Time Poss	How Ball Obtained	Drive Began	# Play	Yds Gain	Yds Pen	Net Yds	1st Down	Last Scrm	How Given Up
1	15:00	13:37	1:23	Kickoff	BLT 39	3	1	0	1	0	BLT 40	Punt
2	10:22	6:23	3:59	Punt	BLT 43	6	19	-5	14	1	PIT 43	Punt
3	3:19	3:07	0:12	Punt	PIT 46	2	0	0	0	0	PIT 46	Interception
4	15:00	12:30	2:30	Punt	PIT 43	7	33	0	33	1	*PIT 10	Field Goal
5	5:44	0:49	4:55	Kickoff	BLT 23	15	69	0	69	5	*PIT 8	Field Goal
6	13:53	11:24	2:29	Punt	BLT 35	5	5	0	5	1	BLT 40	Punt
7	9:12	7:41	1:31	Punt	BLT 42	3	6	-5	1	0	BLT 43	Punt
8	7:34	6:02	1:32	Fumble	PIT 16	4	6	0	6	0	*PIT 10	Field Goal
9	2:53	1:00	1:53	Punt	BLT 27	3	8	-5	3	0	BLT 30	Punt
10	14:51	13:18	1:33	Fumble	BLT 22	3	6	0	6	0	BLT 28	Punt
11	9:26	3:36	5:50	Kickoff	BLT 25	9	34	0	34	3	PIT 41	Punt
12	0:43	0:08	0:35	Kickoff	BLT 47	4	15	0	15	1	PIT 38	Interception

(498) Average BLT 42

* inside opponent's 20

Time of Possession by Quarter	1st	2nd	3rd	4th	OT	Total
Visitor Pittsburgh Steelers	9:26	7:35	7:35	7:02		31:38
Home Baltimore Ravens	5:34	7:25	7:25	7:58		28:22
Kickoff Drive No.-Start Average	Steelers: 4 - PIT 24		Ravens: 4 - BLT 34			

Washington Redskins vs Baltimore Ravens

12/7/2008 at M&T Bank Stadium

Ball Possession And Drive Chart

Washington Redskins

#	Time Recd	Time Lost	Time Poss	How Ball Obtained	Drive Began	# Play	Yds Gain	Yds Pen	Net Yds	1st Down	Last Scrm	How Given Up
1	15:00	14:05	0:55	Kickoff	WAS 28	3	12	0	12	1	WAS 40	Interception
2	11:59	10:59	1:00	Kickoff	WAS 31	3	4	0	4	0	WAS 35	Punt
3	9:43	9:30	0:13	Punt	WAS 11	1	11	0	11	0	WAS 11	Fumble
4	9:30	3:08	6:22	Kickoff	WAS 18	9	25	-5	20	2	WAS 38	Punt
5	1:40	14:47	1:53	Punt	WAS 32	5	11	0	11	1	WAS 43	Punt
6	13:09	11:35	1:34	Punt	WAS 43	5	22	5	27	2	BLT 30	Missed FG
7	10:28	8:08	2:20	Punt	WAS 18	5	19	0	19	1	WAS 37	Punt
8	6:12	1:01	5:11	Punt	WAS 10	7	61	-14	47	2	BLT 43	Punt
9	12:51	10:44	2:07	Punt	WAS 31	3	7	0	7	0	WAS 38	Punt
10	4:11	2:27	1:44	Kickoff	WAS 36	3	7	0	7	0	WAS 43	Punt
11	0:51	13:40	2:11	Interception	BLT 26	6	1	0	1	1	*BLT 25	Field Goal
12	13:09	11:27	1:42	Fumble	BLT 30	5	30	0	30	2	*BLT 5	Touchdown
13	3:35	1:53	1:42	Kickoff	WAS 27	5	17	-10	7	1	WAS 34	Interception
14	0:16	0:00	0:16	Downs	WAS 44	2	27	-10	17	1	WAS 34	End of Game

(473) Average WAS 34

Baltimore Ravens

#	Time Recd	Time Lost	Time Poss	How Ball Obtained	Drive Began	# Play	Yds Gain	Yds Pen	Net Yds	1st Down	Last Scrm	How Given Up
1	14:05	11:59	2:06	Interception	BLT 45	5	55	0	55	3	*WAS 8	Touchdown
2	10:59	9:43	1:16	Punt	BLT 44	3	9	0	9	0	WAS 47	Punt
3	3:08	1:40	1:28	Punt	BLT 16	3	4	0	4	0	BLT 20	Punt
4	14:47	13:09	1:38	Punt	BLT 10	3	2	0	2	0	BLT 12	Punt
5	11:35	10:28	1:07	Missed FG	BLT 38	3	1	0	1	0	BLT 39	Punt
6	8:08	6:12	1:56	Punt	BLT 25	4	35	0	35	1	WAS 40	Punt
7	1:01	0:00	1:01	Punt	BLT 9	2	1	0	1	0	BLT 11	End of Half
8	15:00	12:51	2:09	Kickoff	BLT 20	3	9	0	9	0	BLT 29	Punt
9	10:44	4:11	6:33	Punt	BLT 21	14	65	0	65	3	*WAS 14	Field Goal
10	2:27	0:51	1:36	Punt	BLT 18	3	-3	0	-3	0	BLT 15	Interception
11	13:40	13:09	0:31	Kickoff	BLT 33	2	10	0	10	0	BLT 39	Fumble
12	11:27	3:35	7:52	Kickoff	BLT 17	12	83	0	83	5	WAS 28	Touchdown
13	1:53	0:16	1:37	Interception	WAS 46	4	2	0	2	0	WAS 43	Downs

(350) Average BLT 27

*** inside opponent's 20**

Time of Possession by Quarter	1st	2nd	3rd	4th	OT	Total
Visitor Washington Redskins	10:10	9:18	4:42	5:00		29:10
Home Baltimore Ravens	4:50	5:42	10:18	10:00		30:50
Kickoff Drive No.-Start Average	Redskins: 5 - WAS 28		Ravens: 3 - BLT 23			

Baltimore Ravens vs Cincinnati Bengals

11/30/2008 at Paul Brown Stadium

Ball Possession And Drive Chart

Baltimore Ravens

#	Time Recd	Time Lost	Time Poss	How Ball Obtained	Drive Began	# Play	Yds Gain	Yds Pen	Net Yds	1st Down	Last Scrm	How Given Up
1	13:31	9:43	3:48	Punt	BLT 39	8	23	-5	18	2	CIN 43	Punt
2	8:45	6:06	2:39	Punt	BLT 36	7	56	0	56	1	*CIN 8	Field Goal
3	4:34	12:52	6:42	Punt	BLT 43	13	55	0	55	3	*CIN 2	Field Goal
4	11:12	9:24	1:48	Punt	BLT 16	3	9	0	9	0	BLT 25	Punt
5	7:54	3:06	4:48	Punt	BLT 20	9	80	0	80	5	*CIN 4	Touchdown
6	2:11	1:11	1:00	Punt	BLT 17	5	25	0	25	1	BLT 42	Punt
7	15:00	12:11	2:49	Kickoff	BLT 24	5	20	0	20	1	BLT 44	Punt
8	10:35	8:12	2:23	Punt	BLT 46	5	49	5	54	2	CIN 32	Touchdown
9	6:36	5:53	0:43	Punt	BLT 27	2	73	0	73	1	BLT 30	Touchdown
10	4:40	14:16	5:24	Punt	BLT 10	10	48	-10	38	3	BLT 48	Punt
11	12:14	10:01	2:13	Punt	BLT 39	3	5	0	5	0	BLT 44	Punt
12	6:54	3:20	3:34	Punt	BLT 19	5	5	0	5	1	BLT 24	Punt
13	1:07	0:00	1:07	Downs	CIN 20	2	-3	0	-3	0	CIN 22	End of Game

(416) Average BLT 32

Cincinnati Bengals

#	Time Recd	Time Lost	Time Poss	How Ball Obtained	Drive Began	# Play	Yds Gain	Yds Pen	Net Yds	1st Down	Last Scrm	How Given Up
1	15:00	13:31	1:29	Kickoff	CIN 16	4	19	0	19	1	CIN 35	Punt
2	9:43	8:45	0:58	Punt	CIN 13	3	2	0	2	0	CIN 15	Punt
3	6:06	4:34	1:32	Kickoff	CIN 26	3	-6	0	-6	0	CIN 20	Punt
4	12:52	11:12	1:40	Kickoff	CIN 35	3	7	0	7	0	CIN 42	Punt
5	9:24	7:54	1:30	Punt	CIN 38	3	7	0	7	0	CIN 45	Punt
6	3:06	2:11	0:55	Kickoff	CIN 29	3	-9	0	-9	0	CIN 20	Punt
7	1:11	0:00	1:11	Punt	CIN 8	8	89	0	89	3	*BLT 3	Field Goal
8	12:11	10:35	1:36	Punt	CIN 9	3	7	0	7	0	CIN 16	Punt
9	8:12	6:36	1:36	Kickoff	CIN 21	3	4	0	4	0	CIN 25	Punt
10	5:53	4:40	1:13	Kickoff	BLT 49	3	-7	0	-7	0	CIN 44	Punt
11	14:16	12:14	2:02	Punt	CIN 11	6	12	0	12	1	CIN 23	Punt
12	10:01	6:54	3:07	Punt	CIN 20	6	23	-5	18	1	CIN 38	Punt
13	3:20	2:28	0:52	Punt	CIN 23	2	7	0	7	0	CIN 30	Interception
14	2:28	1:07	1:21	Kickoff	CIN 21	4	0	0	0	0	CIN 21	Downs

(321) Average CIN 23

* inside opponent's 20

Time of Possession by Quarter		1st	2nd	3rd	4th	OT	Total
Visitor	Baltimore Ravens	11:01	9:44	10:35	7:38		38:58
Home	Cincinnati Bengals	3:59	5:16	4:25	7:22		21:02
Kickoff Drive No.-Start Average		Ravens: 1 - BLT 24		Bengals: 7 - CIN 28			

Philadelphia Eagles vs Baltimore Ravens

11/23/2008 at M&T Bank Stadium

Ball Possession And Drive Chart

Philadelphia Eagles

#	Time Recd	Time Lost	Time Poss	How Ball Obtained	Drive Began	# Play	Yds Gain	Yds Pen	Net Yds	1st Down	Last Scrm	How Given Up
1	14:01	10:22	3:39	Punt	PHI 39	5	14	-5	9	1	PHI 48	Punt
2	7:11	5:43	1:28	Punt	PHI 8	3	4	0	4	0	PHI 12	Punt
3	3:00	14:06	3:54	Punt	PHI 20	9	50	0	50	4	BLT 24	Fumble
4	12:28	10:56	1:32	Punt	PHI 8	3	9	0	9	0	PHI 17	Interception
5	9:16	8:13	1:03	Punt	PHI 44	3	-4	0	-4	0	PHI 40	Punt
6	5:27	4:30	0:57	Punt	PHI 10	3	2	0	2	0	PHI 12	Punt
7	3:00	2:38	0:22	Kickoff	PHI 35	1	0	0	0	0	PHI 35	Interception
8	1:49	1:37	0:12	Kickoff		0	0	0	0	0		Touchdown
9	0:17	0:00	0:17	Missed FG	PHI 43	3	8	5	13	1	BLT 44	End of Half
10	15:00	12:02	2:58	Kickoff	PHI 23	6	27	0	27	1	50	Punt
11	7:45	6:01	1:44	Punt	PHI 20	3	6	-14	-8	0	PHI 12	Safety
12	2:28	2:17	0:11	Punt	PHI 15	2	0	0	0	0	PHI 15	Interception
13	14:52	13:06	1:46	Kickoff	PHI 34	3	-4	0	-4	0	PHI 30	Punt
14	11:30	7:24	4:06	Kickoff	PHI 30	9	69	0	69	5	*BLT 1	Interception
15	7:24	6:11	1:13	Kickoff	PHI 28	4	8	0	8	0	PHI 36	Downs
16	3:10	1:53	1:17	Kickoff	PHI 31	7	18	-10	8	1	PHI 39	Downs

(388) Average PHI 26

Baltimore Ravens

#	Time Recd	Time Lost	Time Poss	How Ball Obtained	Drive Began	# Play	Yds Gain	Yds Pen	Net Yds	1st Down	Last Scrm	How Given Up
1	15:00	14:01	0:59	Kickoff	BLT 20	3	1	0	1	0	BLT 21	Punt
2	10:22	7:11	3:11	Punt	BLT 20	5	31	0	31	1	PHI 49	Punt
3	5:43	3:00	2:43	Punt	BLT 33	5	17	-10	7	1	BLT 40	Punt
4	14:06	12:28	1:38	Fumble	PHI 48	5	13	-5	8	1	PHI 40	Punt
5	10:56	9:16	1:40	Interception	PHI 43	3	-27	0	-27	0	BLT 30	Punt
6	8:13	5:27	2:46	Punt	BLT 17	5	18	0	18	1	BLT 35	Punt
7	4:30	3:00	1:30	Punt	PHI 28	4	2	0	2	0	PHI 26	Field Goal
8	2:38	1:49	0:49	Interception	PHI 6	3	6	0	6	1	*PHI 1	Touchdown
9	1:37	0:17	1:20	Kickoff	BLT 24	8	41	0	41	2	PHI 35	Missed FG
10	12:02	7:45	4:17	Punt	BLT 10	8	33	-5	28	2	BLT 38	Punt
11	6:01	2:28	3:33	Kickoff	BLT 46	6	-7	0	-7	1	BLT 39	Punt
12	2:17	14:52	2:25	Interception	BLT 49	6	27	0	27	1	PHI 24	Field Goal
13	13:06	11:30	1:36	Punt	BLT 40	3	60	0	60	1	BLT 47	Touchdown
14	6:11	3:10	3:01	Downs	PHI 36	5	36	0	36	2	*PHI 1	Touchdown
15	1:53	0:00	1:53	Downs	PHI 39	3	-3	0	-3	0	PHI 41	End of Game

(659) Average BLT 44

* inside opponent's 20

Time of Possession by Quarter	1st	2nd	3rd	4th	OT	Total
Visitor Philadelphia Eagles	8:07	5:17	4:53	8:22		26:39
Home Baltimore Ravens	6:53	9:43	10:07	6:38		33:21
Kickoff Drive No.-Start Average	Eagles: 6 - PHI 30		Ravens: 3 - BLT 30			

Baltimore Ravens vs New York Giants

11/16/2008 at Giants Stadium

Ball Possession And Drive Chart

Baltimore Ravens

#	Time Recd	Time Lost	Time Poss	How Ball Obtained	Drive Began	# Play	Yds Gain	Yds Pen	Net Yds	1st Down	Last Scrm	How Given Up
1	15:00	12:58	2:02	Kickoff	BLT 32	3	5	0	5	0	BLT 37	Punt
2	8:45	4:26	4:19	Kickoff	BLT 32	9	35	20	55	3	* NYG 13	Downs
3	0:59	13:54	2:05	Kickoff	BLT 31	4	24	-10	14	1	BLT 45	Punt
4	7:14	4:08	3:06	Kickoff	BLT 40	7	45	-5	40	2	NYG 20	Field Goal
5	2:29	1:51	0:38	Punt	BLT 34	3	8	5	13	1	BLT 47	Interception
6	0:12	0:00	0:12	Interception	BLT 6	1	-1	0	-1	0	BLT 6	End of Half
7	11:50	4:26	7:24	Punt	BLT 21	13	79	0	79	6	* NYG 10	Touchdown
8	2:13	0:14	1:59	Punt	BLT 30	5	17	0	17	1	BLT 47	Interception
9	0:14	14:31	0:43	Kickoff	BLT 31	4	30	0	30	1	NYG 39	Punt
10	12:02	5:22	6:40	Kickoff	BLT 20	13	33	-5	28	3	NYG 42	Downs

(277) Average BLT 28

New York Giants

#	Time Recd	Time Lost	Time Poss	How Ball Obtained	Drive Began	# Play	Yds Gain	Yds Pen	Net Yds	1st Down	Last Scrm	How Given Up
1	12:58	8:45	4:13	Punt	NYG 32	8	73	-5	68	4	* BLT 1	Touchdown
2	4:26	0:59	3:27	Downs	BLT 33	5	28	5	33	3	* BLT 1	Touchdown
3	13:54	7:14	6:40	Punt	NYG 10	12	84	6	90	7	* BLT 1	Touchdown
4	4:08	2:29	1:39	Kickoff	NYG 18	3	-4	0	-4	0	NYG 14	Punt
5	1:51	0:12	1:39	Interception	NYG 47	7	25	10	35	3	* BLT 18	Interception
6	15:00	11:50	3:10	Kickoff	NYG 29	6	13	-10	3	1	NYG 32	Punt
7	4:26	2:13	2:13	Kickoff	NYG 24	4	27	0	27	1	BLT 49	Punt
8	14:31	12:02	2:29	Punt	NYG 21	5	78	0	78	1	* BLT 1	Field Goal
9	5:22	0:00	5:22	Downs	BLT 48	8	29	0	29	2	* BLT 18	End of Game

(300) Average NYG 33

*** Inside opponent's 20**

Time of Possession by Quarter		1st	2nd	3rd	4th	OT	Total
Visitor	Baltimore Ravens	7:20	5:02	9:37	7:09		29:08
Home	New York Giants	7:40	9:58	5:23	7:51		30:52
Kickoff Drive No.-Start Average		Ravens: 6 - BLT 31		Giants: 3 - NYG 24			

Baltimore Ravens vs Houston Texans

11/9/2008 at Reliant

Ball Possession And Drive Chart

Baltimore Ravens

#	Time Recd	Time Lost	Time Poss	How Ball Obtained	Drive Began	# Play	Yds Gain	Yds Pen	Net Yds	1st Down	Last Scrm	How Given Up
1	13:51	12:13	1:38	Punt	BLT 32	3	-6	0	-6	0	BLT 26	Punt
2	10:42	7:05	3:37	Punt	BLT 23	7	77	0	77	3	HST 43	Touchdown
3	1:37	10:52	5:45	Interception	BLT 20	10	46	-10	36	3	HST 44	Punt
4	6:48	4:01	2:47	Kickoff	BLT 20	5	18	5	23	2	BLT 43	Punt
5	4:01	1:01	3:00	Kickoff	BLT 42	6	32	-10	22	1	HST 36	Field Goal
6	15:00	9:16	5:44	Kickoff	BLT 25	11	53	22	75	6	*HST 1	Touchdown
7	6:23	3:10	3:13	Interception	HST 41	7	9	0	9	1	HST 32	Missed FG
8	3:01	14:03	3:58	Kickoff	BLT 22	9	54	24	78	7	*HST 1	Touchdown
9	12:54	10:03	2:51	Punt	BLT 44	4	11	0	11	1	HST 45	Punt
10	7:57	6:29	1:28	Interception	HST 19	3	19	0	19	1	*HST 14	Touchdown
11	6:17	4:37	1:40	Interception	HST 17	3	17	0	17	2	*HST 4	Touchdown
12	0:36	0:00	0:36	Downs	BLT 33	1	-2	0	-2	0	BLT 33	End of Game

(484) Average BLT 40

Houston Texans

#	Time Recd	Time Lost	Time Poss	How Ball Obtained	Drive Began	# Play	Yds Gain	Yds Pen	Net Yds	1st Down	Last Scrm	How Given Up
1	15:00	13:51	1:09	Kickoff	HST 20	3	8	0	8	0	HST 28	Punt
2	12:13	10:42	1:31	Punt	HST 20	3	7	0	7	0	HST 27	Punt
3	7:05	1:37	5:28	Kickoff	HST 33	8	51	15	66	4	*BLT 1	Interception
4	10:52	6:48	4:04	Punt	HST 15	10	85	-5	80	4	*BLT 5	Field Goal
5	4:01	4:01	0:00	Punt	HST 3	0	0	3	-3	0	HST 3	Safety
6	1:01	0:00	1:01	Kickoff	HST 18	7	52	0	52	3	BLT 30	Field Goal
7	9:16	6:23	2:53	Kickoff	HST 26	5	35	0	35	2	BLT 39	Interception
8	3:10	3:01	0:09	Missed FG	HST 40	1	60	0	60	1	HST 40	Touchdown
9	14:03	12:54	1:09	Kickoff	HST 15	3	-5	0	-5	0	HST 10	Punt
10	10:03	7:57	2:06	Punt	HST 10	5	15	0	15	1	HST 25	Interception
11	6:29	6:17	0:12	Kickoff	HST 13	1	0	0	0	0	HST 13	Interception
12	4:37	0:36	4:01	Kickoff	HST 20	12	47	0	47	4	BLT 33	Downs

(233) Average HST 19

*** inside opponent's 20**

Time of Possession by Quarter		1st	2nd	3rd	4th	OT	Total
Visitor	Baltimore Ravens	6:52	9:55	11:58	7:32		36:17
Home	Houston Texans	8:08	5:05	3:02	7:28		23:43
Kickoff Drive No.-Start Average		Ravens: 4 - BLT 27		Texans: 7 - HST 21			

Baltimore Ravens vs Cleveland Browns
11/2/2008 at Cleveland Browns Stadium

Ball Possession And Drive Chart

Baltimore Ravens

#	Time Recd	Time Lost	Time Poss	How Ball Obtained	Drive Began	# Play	Yds Gain	Yds Pen	Net Yds	1st Down	Last Scrm	How Given Up
1	14:01	10:40	3:21	Punt	CLV 42	9	19	0	19	2	CLV 23	Field Goal
2	6:08	5:19	0:49	Fumble	CLV 47	2	47	0	47	1	CLV 47	Touchdown
3	5:05	14:28	5:37	Kickoff	BLT 20	12	57	-11	46	4	CLV 34	Punt
4	12:56	11:29	1:27	Punt	50	4	19	-5	14	1	CLV 36	Punt
5	5:50	0:29	5:21	Kickoff	BLT 20	12	66	0	66	3	*CLV 14	Field Goal
6	0:03	0:00	0:03	Kickoff		0	0	0	0	0		End of Half
7	15:00	13:13	1:47	Kickoff	BLT 15	3	5	0	5	0	BLT 20	Punt
8	13:05	11:04	2:01	Kickoff	BLT 26	3	14	-5	9	0	BLT 35	Punt
9	6:07	1:10	4:57	Kickoff	BLT 21	11	74	5	79	6	*CLV 1	Touchdown
10	15:00	13:57	1:03	Punt	CLV 42	3	42	0	42	2	CLV 28	Touchdown
11	12:13	9:57	2:16	Punt	BLT 23	3	9	-5	4	0	BLT 27	Punt
12	7:30	5:36	1:54	Punt	BLT 37	5	59	0	59	1	*CLV 4	Field Goal
13	4:30	3:25	1:05	Punt	BLT 7	3	9	-3	6	0	BLT 13	Punt
14	2:04	0:00	2:04	Downs	BLT 42	5	9	0	9	1	CLV 48	End of Game

(430) Average BLT 33

Cleveland Browns

#	Time Recd	Time Lost	Time Poss	How Ball Obtained	Drive Began	# Play	Yds Gain	Yds Pen	Net Yds	1st Down	Last Scrm	How Given Up
1	15:00	14:01	0:59	Kickoff	CLV 31	3	1	-5	-4	0	CLV 27	Punt
2	10:40	6:08	4:32	Kickoff	CLV 27	7	31	-5	26	2	CLV 47	Fumble
3	5:19	5:05	0:14	Kickoff		0	0	0	0	0		Touchdown
4	14:28	12:56	1:32	Punt	CLV 6	3	0	0	0	0	CLV 6	Punt
5	11:29	5:50	5:39	Punt	CLV 20	11	74	0	74	4	*BLT 6	Field Goal
6	0:29	0:03	0:26	Kickoff	CLV 33	5	30	0	30	2	BLT 37	Field Goal
7	13:13	13:05	0:08	Punt	BLT 28	1	28	0	28	1	BLT 28	Touchdown
8	11:04	6:07	4:57	Punt	CLV 28	8	66	6	72	4	*BLT 7	Touchdown
9	1:10	0:00	1:10	Kickoff	CLV 20	3	7	0	7	0	CLV 27	Punt
10	13:57	12:13	1:44	Kickoff	CLV 20	3	3	0	3	0	CLV 23	Punt
11	9:57	7:30	2:27	Punt	CLV 8	3	12	-4	8	0	CLV 16	Punt
12	5:36	4:30	1:06	Kickoff	CLV 40	3	2	0	2	0	CLV 42	Punt
13	3:25	2:43	0:42	Punt	CLV 44	3	2	0	2	0	CLV 46	Interception
14	2:43	2:04	0:39	Kickoff	CLV 40	6	18	0	18	1	BLT 42	Downs

(389) Average CLV 30

*** inside opponent's 20**

Time of Possession by Quarter	1st	2nd	3rd	4th	OT	Total
Visitor Baltimore Ravens	9:15	7:23	8:45	8:22		33:45
Home Cleveland Browns	5:45	7:37	6:15	6:38		26:15

Kickoff Drive No.-Start Average Ravens: 5 - BLT 20 Browns: 7 - CLV 30

Oakland Raiders vs Baltimore Ravens

10/26/2008 at M&T Bank Stadium

Ball Possession And Drive Chart

Oakland Raiders

#	Time Recd	Time Lost	Time Poss	How Ball Obtained	Drive Began	# Play	Yds Gain	Yds Pen	Net Yds	1st Down	Last Scrm	How Given Up
1	15:00	12:54	2:06	Kickoff	OAK 22	3	-4	0	-4	0	OAK 18	Punt
2	11:58	10:32	1:26	Punt	OAK 7	3	-7	0	-7	0	OAK 10	Safety
3	8:11	6:09	2:02	Punt	OAK 26	3	2	0	2	0	OAK 28	Punt
4	4:03	1:55	2:08	Punt	OAK 3	3	7	0	7	0	OAK 10	Punt
5	14:26	11:35	2:51	Kickoff	OAK 20	6	26	0	26	2	OAK 46	Interception
6	7:26	5:19	2:07	Kickoff	OAK 2	3	9	0	9	0	OAK 11	Punt
7	0:10	0:00	0:10	Kickoff	OAK 32	1	2	0	2	0	OAK 32	End of Half
8	11:51	10:13	1:38	Punt	OAK 31	6	66	0	66	1	*BLT 3	Field Goal
9	3:18	0:36	2:42	Kickoff	OAK 31	6	69	0	69	3	*BLT 2	Touchdown
10	11:11	9:31	1:40	Punt	OAK 11	3	9	0	9	0	OAK 20	Punt
11	8:44	6:46	1:58	Fumble	BLT 43	5	7	-5	2	1	BLT 41	Downs
12	5:03	4:39	0:24	Punt	OAK 20	4	-10	0	-10	0	OAK 20	Downs
13	3:35	1:07	2:28	Kickoff	OAK 28	11	58	0	58	3	*BLT 14	Downs

(290) Average OAK 22

Baltimore Ravens

#	Time Recd	Time Lost	Time Poss	How Ball Obtained	Drive Began	# Play	Yds Gain	Yds Pen	Net Yds	1st Down	Last Scrm	How Given Up
1	12:54	11:58	0:56	Punt	BLT 49	3	1	-5	-4	0	BLT 45	Punt
2	10:32	8:11	2:21	Kickoff	BLT 31	6	14	0	14	1	BLT 45	Punt
3	6:09	4:03	2:06	Punt	BLT 26	4	19	0	19	1	BLT 45	Punt
4	1:55	14:26	2:29	Punt	OAK 17	5	17	0	17	2	*OAK 1	Touchdown
5	11:35	7:26	4:09	Interception	BLT 3	9	99	-2	97	3	BLT 30	Touchdown
6	5:19	0:10	5:09	Punt	BLT 20	11	71	-10	61	4	*OAK 19	Field Goal
7	15:00	11:51	3:09	Kickoff	BLT 20	6	20	0	20	1	BLT 40	Punt
8	10:13	3:18	6:55	Kickoff	BLT 27	11	82	-20	62	3	*OAK 11	Field Goal
9	0:36	11:11	4:25	Kickoff	BLT 28	8	27	0	27	2	OAK 45	Punt
10	9:31	8:44	0:47	Punt	BLT 39	2	3	0	3	0	BLT 42	Fumble
11	6:46	5:03	1:43	Downs	BLT 41	3	9	0	9	0	BLT 50	Punt
12	4:39	3:35	1:04	Downs	OAK 10	3	15	-5	10	1	*OAK 12	Touchdown
13	1:07	0:00	1:07	Downs	BLT 15	2	-2	0	-2	0	BLT 14	End of Game

(472) Average BLT 36

*** Inside opponent's 20**

Time of Possession by Quarter	1st	2nd	3rd	4th	OT	Total
Visitor Oakland Raiders	7:42	5:08	4:20	6:30		23:40
Home Baltimore Ravens	7:18	9:52	10:40	8:30		36:20
Kickoff Drive No.-Start Average	Raiders: 6 - OAK 22		Ravens: 4 - BLT 26			

Baltimore Ravens vs Miami Dolphins

10/19/2008 at Dolphin Stadium

Ball Possession And Drive Chart

Baltimore Ravens

#	Time Recd	Time Lost	Time Poss	How Ball Obtained	Drive Began	# Play	Yds Gain	Yds Pen	Net Yds	1st Down	Last Scrm	How Given Up
1	8:23	1:31	6:52	Kickoff	BLT 29	12	48	-6	42	3	MIA 29	Field Goal
2	12:25	10:48	1:37	Punt	BLT 20	4	20	0	20	1	BLT 40	Punt
3	4:31	0:30	4:01	Kickoff	BLT 33	11	72	-5	67	5	*MIA 11	Touchdown
4	15:00	8:32	6:28	Kickoff	BLT 23	13	67	0	67	5	*MIA 10	Field Goal
5	4:56	2:31	2:25	Kickoff	BLT 25	3	9	0	9	0	BLT 34	Punt
6	14:50	12:43	2:07	Punt	BLT 21	5	68	0	68	1	MIA 46	Fumble
7	11:05	6:28	4:37	Punt	BLT 32	9	57	11	68	6	*MIA 5	Touchdown
8	4:37	1:01	3:36	Downs	BLT 15	6	16	-4	12	1	BLT 27	Punt

(198) Average BLT 25

Miami Dolphins

#	Time Recd	Time Lost	Time Poss	How Ball Obtained	Drive Began	# Play	Yds Gain	Yds Pen	Net Yds	1st Down	Last Scrm	How Given Up
1	15:00	8:23	6:37	Kickoff	MIA 43	11	49	5	54	4	*BLT 3	Field Goal
2	1:31	12:25	4:06	Kickoff	MIA 23	8	29	-5	24	2	MIA 47	Punt
3	10:48	8:44	2:04	Punt	MIA 17	5	28	0	28	1	MIA 45	Interception
4	8:44	4:31	4:13	Kickoff	MIA 36	8	44	12	56	3	*BLT 8	Field Goal
5	0:30	0:00	0:30	Kickoff	MIA 47	3	-6	0	-6	0	MIA 48	End of Half
6	8:32	4:56	3:36	Kickoff	MIA 26	6	74	0	74	4	*BLT 7	Touchdown
7	2:31	14:50	2:41	Punt	MIA 3	5	27	0	27	1	MIA 30	Punt
8	12:43	11:05	1:38	Fumble	MIA 5	3	6	-2	4	0	MIA 9	Punt
9	6:28	4:37	1:51	Kickoff	MIA 37	7	48	0	48	2	*BLT 19	Downs
10	1:01	0:00	1:01	Punt	MIA 12	4	60	0	60	4	BLT 43	End of Game

(249) Average MIA 25

*** Inside opponent's 20**

Time of Possession by Quarter	1st	2nd	3rd	4th	OT	Total
Visitor Baltimore Ravens	6:52	5:38	8:53	10:20		31:43
Home Miami Dolphins	8:08	9:22	6:07	4:40		28:17
Kickoff Drive No.-Start Average	Ravens: 4 - BLT 28		Dolphins: 6 - MIA 35			

Baltimore Ravens vs Indianapolis Colts

10/12/2008 at Lucas Oil Stadium

Ball Possession And Drive Chart

Baltimore Ravens

#	Time Recd	Time Lost	Time Poss	How Ball Obtained	Drive Began	# Play	Yds Gain	Yds Pen	Net Yds	1st Down	Last Scrm	How Given Up
1	15:00	14:09	0:51	Kickoff	BLT 20	3	3	0	3	0	BLT 23	Interception
2	12:55	11:19	1:36	Punt	BLT 11	3	5	0	5	0	BLT 16	Punt
3	9:43	7:38	2:05	Kickoff	BLT 16	3	-5	0	-5	0	BLT 11	Punt
4	2:43	1:51	0:52	Kickoff	BLT 14	2	8	0	8	0	BLT 20	Fumble
5	0:38	10:28	5:10	Kickoff	BLT 20	11	21	5	26	3	BLT 46	Punt
6	8:23	7:35	0:48	Punt	BLT 16	2	1	0	1	0	BLT 17	Interception
7	5:49	3:46	2:03	Punt	BLT 4	3	9	0	9	0	BLT 13	Punt
8	1:48	0:56	0:52	Kickoff	BLT 20	3	3	0	3	0	BLT 23	Punt
9	9:25	1:15	8:10	Kickoff	BLT 19	15	62	0	62	5	*IND 19	Field Goal
10	9:37	7:49	1:48	Punt	BLT 45	4	34	5	39	2	*IND 16	Interception
11	5:24	4:05	1:19	Punt	BLT 22	5	35	-10	25	2	BLT 43	Fumble
12	2:22	0:00	2:22	Punt	BLT 4	8	80	5	85	4	*IND 14	End of Game

(211) Average BLT 18

Indianapolis Colts

#	Time Recd	Time Lost	Time Poss	How Ball Obtained	Drive Began	# Play	Yds Gain	Yds Pen	Net Yds	1st Down	Last Scrm	How Given Up
1	14:09	12:55	1:14	Interception	BLT 30	3	-8	0	-8	0	BLT 38	Punt
2	11:19	9:43	1:36	Punt	IND 21	4	79	0	79	2	IND 33	Touchdown
3	7:38	2:43	4:55	Punt	IND 39	10	61	0	61	4	BLT 22	Touchdown
4	1:51	0:38	1:13	Fumble	BLT 28	4	9	0	9	0	*BLT 19	Field Goal
5	10:28	8:23	2:05	Punt	IND 24	4	19	-5	14	1	IND 38	Punt
6	7:35	5:49	1:46	Interception	BLT 47	3	12	-10	2	0	BLT 45	Punt
7	3:46	1:48	1:58	Punt	IND 48	5	52	0	52	2	*BLT 5	Touchdown
8	0:56	0:00	0:56	Punt	IND 20	2	-2	0	-2	0	IND 19	End of Half
9	15:00	9:25	5:35	Kickoff	IND 20	11	80	0	80	6	*BLT 1	Touchdown
10	1:15	9:37	6:38	Kickoff	IND 9	9	30	-15	15	2	IND 24	Punt
11	7:49	5:24	2:25	Interception	IND 18	3	7	0	7	0	IND 25	Punt
12	4:05	2:22	1:43	Fumble	BLT 47	3	-5	-5	-10	0	IND 43	Punt

(447) Average IND 37

*** Inside opponent's 20**

Time of Possession by Quarter		1st	2nd	3rd	4th	OT	Total
Visitor	Baltimore Ravens	6:02	8:15	8:10	5:29		27:56
Home	Indianapolis Colts	8:58	6:45	6:50	9:31		32:04
Kickoff Drive No.-Start Average		Ravens: 6 - BLT 18		Colts: 2 - IND 14			

Tennessee Titans vs Baltimore Ravens

10/5/2008 at M&T Bank Stadium

Ball Possession And Drive Chart

Tennessee Titans

#	Time Recd	Time Lost	Time Poss	How Ball Obtained	Drive Began	# Play	Yds Gain	Yds Pen	Net Yds	1st Down	Last Scrm	How Given Up
1	15:00	11:38	3:22	Kickoff	TEN 29	6	32	5	37	2	BLT 34	Interception
2	5:52	3:52	2:00	Kickoff	BLT 37	3	6	-10	-4	0	BLT 41	Interception
3	14:37	9:42	4:55	Punt	TEN 14	9	26	-5	21	2	TEN 35	Punt
4	8:44	7:56	0:48	Interception	BLT 17	4	0	0	0	0	*BLT 17	Field Goal
5	5:45	3:48	1:57	Punt	BLT 43	3	5	0	5	0	BLT 38	Punt
6	0:10	0:00	0:10	Missed FG	TEN 35	1	-1	0	-1	0	TEN 35	End of Half
7	9:23	7:30	1:53	Kickoff	TEN 20	3	8	0	8	0	TEN 28	Punt
8	3:06	12:49	5:17	Punt	TEN 11	13	76	5	81	5	*BLT 8	Field Goal
9	6:07	1:56	4:11	Punt	TEN 20	11	60	20	80	5	*BLT 11	Touchdown
10	1:24	0:25	0:59	Interception	BLT 35	3	-2	0	-2	0	BLT 37	Punt

(397) Average TEN 40

Baltimore Ravens

#	Time Recd	Time Lost	Time Poss	How Ball Obtained	Drive Began	# Play	Yds Gain	Yds Pen	Net Yds	1st Down	Last Scrm	How Given Up
1	11:38	5:52	5:46	Interception	BLT 34	11	26	20	46	4	TEN 20	Field Goal
2	3:52	14:37	4:15	Interception	BLT 11	9	37	0	37	2	BLT 48	Punt
3	9:42	8:44	0:58	Punt	BLT 27	3	4	0	4	0	BLT 31	Interception
4	7:56	5:45	2:11	Kickoff	BLT 20	3	8	0	8	0	BLT 28	Punt
5	3:48	0:10	3:38	Punt	BLT 11	8	62	0	62	4	TEN 27	Missed FG
6	15:00	9:23	5:37	Kickoff	BLT 29	11	58	13	71	6	*TEN 1	Touchdown
7	7:30	3:06	4:24	Punt	BLT 25	7	31	0	31	2	TEN 44	Punt
8	12:49	6:07	6:42	Kickoff	BLT 20	11	43	0	43	3	TEN 37	Punt
9	1:56	1:24	0:32	Kickoff	BLT 20	2	2	0	2	0	BLT 22	Interception
10	0:25	0:00	0:25	Punt	BLT 20	2	14	-5	9	1	BLT 34	End of Game

(217) Average BLT 22

*** inside opponent's 20**

Time of Possession by Quarter	1st	2nd	3rd	4th	OT	Total
Visitor Tennessee Titans	5:22	7:50	4:59	7:21		25:32
Home Baltimore Ravens	9:38	7:10	10:01	7:39		34:28

Kickoff Drive No.-Start Average

Titans: 3 - TEN 37 Ravens: 4 - BLT 22

Baltimore Ravens vs Pittsburgh Steelers

9/29/2008 at Heinz Field

Ball Possession And Drive Chart

Baltimore Ravens

#	Time Recd	Time Lost	Time Poss	How Ball Obtained	Drive Began	# Play	Yds Gain	Yds Pen	Net Yds	1st Down	Last Scrm	How Given Up
1	15:00	13:25	1:35	Kickoff	BLT 17	3	-2	0	-2	0	BLT 15	Punt
2	6:44	5:18	1:26	Kickoff	BLT 12	3	-4	0	-4	0	BLT 8	Punt
3	5:09	0:18	4:51	Interception	PIT 48	10	43	-10	33	2	* PIT 15	Field Goal
4	14:38	11:33	3:05	Punt	BLT 18	6	15	0	15	1	BLT 33	Punt
5	9:27	3:48	5:39	Punt	BLT 50	11	48	0	48	3	* PIT 2	Field Goal
6	1:52	0:17	1:35	Punt	PIT 44	6	45	-1	44	3	* PIT 4	Touchdown
7	13:06	10:02	3:04	Punt	BLT 33	6	31	0	31	1	PIT 36	Punt
8	6:44	5:49	0:55	Punt	BLT 39	3	1	0	1	0	BLT 40	Punt
9	4:09	3:54	0:15	Kickoff	BLT 29	1	-22	0	-22	0	BLT 29	Fumble
10	3:54	2:10	1:44	Kickoff	BLT 26	3	-13	0	-13	0	BLT 13	Punt
11	0:10	14:03	1:07	Punt	BLT 9	3	8	0	8	0	BLT 17	Punt
12	9:19	4:02	5:17	Kickoff	BLT 24	9	76	0	76	5	* PIT 2	Touchdown
13	1:40	0:00	1:40	Punt	BLT 13	4	11	-5	6	1	BLT 20	End of Half
14	15:00	12:51	2:09	Kickoff	BLT 15	3	5	-8	-3	0	BLT 12	Punt

(393) Average BLT 28

Pittsburgh Steelers

#	Time Recd	Time Lost	Time Poss	How Ball Obtained	Drive Began	# Play	Yds Gain	Yds Pen	Net Yds	1st Down	Last Scrm	How Given Up
1	13:25	6:44	6:41	Punt	PIT 24	11	50	-5	45	3	BLT 31	Field Goal
2	5:18	5:09	0:09	Punt	PIT 44	1	0	0	0	0	PIT 44	Interception
3	0:18	14:38	0:40	Kickoff	PIT 26	3	2	0	2	0	PIT 28	Punt
4	11:33	9:27	2:06	Punt	PIT 8	3	6	0	6	0	PIT 14	Punt
5	3:48	1:52	1:56	Kickoff	PIT 20	3	-11	0	-11	0	PIT 9	Punt
6	0:17	0:00	0:17	Kickoff	PIT 20	1	-1	0	-1	0	PIT 20	End of Half
7	15:00	13:06	1:54	Kickoff	PIT 22	3	8	0	8	0	PIT 30	Punt
8	10:02	6:44	3:18	Punt	PIT 7	5	15	-5	10	1	PIT 17	Punt
9	5:49	4:09	1:40	Punt	PIT 33	4	52	15	67	2	BLT 38	Touchdown
10	2:10	0:10	2:00	Punt	PIT 39	4	13	0	13	1	BLT 48	Punt
11	14:03	9:19	4:44	Punt	PIT 39	7	56	4	60	2	* BLT 1	Field Goal
12	4:02	1:40	2:22	Kickoff	PIT 30	6	18	-5	13	1	PIT 43	Punt
13	12:51	8:55	3:56	Punt	PIT 43	7	29	0	29	1	BLT 28	Field Goal

(355) Average PIT 27

* inside opponent's 20

Time of Possession by Quarter	1st	2nd	3rd	4th	OT	Total
Visitor Baltimore Ravens	7:52	10:19	6:08	7:54	2:09	34:22
Home Pittsburgh Steelers	7:08	4:41	8:52	7:06	3:56	31:43

Kickoff Drive No.-Start Average Ravens: 6 - BLT 20 Steelers: 5 - PIT 24

Cleveland Browns vs Baltimore Ravens

9/21/2008 at M&T Bank Stadium

Ball Possession And Drive Chart

Cleveland Browns

#	Time Recd	Time Lost	Time Poss	How Ball Obtained	Drive Began	# Play	Yds Gain	Yds Pen	Net Yds	1st Down	Last Scrm	How Given Up
1	10:05	7:35	2:30	Missed FG	CLV 38	6	24	0	24	1	BLT 38	Punt
2	3:06	14:52	3:14	Interception	CLV 48	7	52	0	52	3	*BLT 19	Touchdown
3	11:54	10:55	0:59	Interception	CLV 20	3	2	-10	-8	0	CLV 12	Punt
4	6:40	1:04	5:36	Kickoff	CLV 24	13	55	0	55	4	*BLT 21	Field Goal
5	0:34	0:00	0:34	Punt	CLV 21	5	9	15	24	1	CLV 45	Punt
6	15:00	13:30	1:30	Kickoff	CLV 10	3	7	0	7	0	CLV 17	Interception
7	11:13	10:23	0:50	Kickoff	CLV 18	3	4	0	4	0	CLV 22	Interception
8	10:23	7:57	2:26	Kickoff	CLV 31	4	5	-15	-10	0	CLV 21	Punt
9	4:49	1:58	2:51	Kickoff	CLV 35	7	14	0	14	2	CLV 49	Punt
10	14:49	14:03	0:46	Punt	CLV 38	3	6	0	6	0	CLV 44	Punt
11	11:54	11:03	0:51	Punt	CLV 31	3	-9	-5	-14	0	CLV 17	Punt
12	1:51	1:46	0:05	Downs	CLV 4	1	0	0	0	0	CLV 4	Interception

(318) Average CLV 26

Baltimore Ravens

#	Time Recd	Time Lost	Time Poss	How Ball Obtained	Drive Began	# Play	Yds Gain	Yds Pen	Net Yds	1st Down	Last Scrm	How Given Up
1	15:00	10:05	4:55	Kickoff	BLT 14	8	56	0	56	3	CLV 30	Missed FG
2	7:35	3:06	4:29	Punt	BLT 20	8	33	0	33	3	CLV 47	Interception
3	14:52	11:54	2:58	Kickoff	BLT 22	5	20	5	25	2	BLT 47	Interception
4	10:55	6:40	4:15	Punt	CLV 43	7	48	-5	43	3	*CLV 5	Touchdown
5	1:04	0:34	0:30	Kickoff	BLT 34	3	12	-5	7	0	BLT 41	Punt
6	13:30	11:13	2:17	Interception	CLV 12	4	12	0	12	2	*CLV 1	Touchdown
7	7:57	4:49	3:08	Punt	CLV 35	5	35	0	35	3	*CLV 1	Touchdown
8	1:58	14:49	2:09	Punt	BLT 13	5	12	0	12	1	BLT 25	Punt
9	14:03	11:54	2:09	Punt	BLT 25	3	-3	0	-3	0	BLT 22	Punt
10	11:03	1:51	9:12	Punt	BLT 45	14	51	0	51	4	*CLV 5	Downs
11	1:46	0:00	1:46	Interception	CLV 5	3	-3	0	-3	0	*CLV 6	End of Game

(478) Average BLT 43

*** inside opponent's 20**

Time of Possession by Quarter		1st	2nd	3rd	4th	OT	Total
Visitor	Cleveland Browns	5:36	7:17	7:37	1:42		22:12
Home	Baltimore Ravens	9:24	7:43	7:23	13:18		37:48
Kickoff Drive No.-Start Average		Browns: 5 - CLV 24		Ravens: 3 - BLT 23			

Cincinnati Bengals vs Baltimore Ravens

9/7/2008 at M&T Bank Stadium

Ball Possession And Drive Chart

Cincinnati Bengals

#	Time Recd	Time Lost	Time Poss	How Ball Obtained	Drive Began	# Play	Yds Gain	Yds Pen	Net Yds	1st Down	Last Scrm	How Given Up
1	14:13	12:10	2:03	Fumble	BLT 33	3	-9	0	-9	0	BLT 42	Punt
2	10:34	5:18	5:16	Punt	BLT 46	8	25	4	29	2	*BLT 17	Interception
3	2:12	0:41	1:31	Kickoff	CIN 24	3	8	0	8	0	CIN 32	Punt
4	14:02	12:25	1:37	Punt	CIN 26	3	6	0	6	0	CIN 32	Punt
5	11:17	9:27	1:50	Punt	CIN 12	3	3	0	3	0	CIN 15	Punt
6	7:40	5:38	2:02	Missed FG	CIN 37	3	4	-5	-1	0	CIN 36	Punt
7	4:08	2:37	1:31	Punt	CIN 12	3	23	0	23	1	CIN 30	Fumble
8	1:43	0:05	1:38	Kickoff	CIN 32	7	24	19	43	3	BLT 25	Field Goal
9	15:00	13:17	1:43	Kickoff	CIN 44	3	3	6	9	0	BLT 47	Punt
10	5:23	2:47	2:36	Downs	CIN 34	7	35	-5	30	1	BLT 36	Downs
11	0:15	14:52	0:23	Kickoff	CIN 22	3	0	0	0	0	CIN 22	Punt
12	8:50	7:15	1:35	Punt	CIN 42	5	32	0	32	1	BLT 25	Downs

(406) Average CIN 34

Baltimore Ravens

#	Time Recd	Time Lost	Time Poss	How Ball Obtained	Drive Began	# Play	Yds Gain	Yds Pen	Net Yds	1st Down	Last Scrm	How Given Up
1	15:00	14:13	0:47	Kickoff	BLT 24	2	9	0	9	0	BLT 28	Fumble
2	12:10	10:34	1:36	Punt	BLT 3	3	9	-5	4	0	BLT 7	Punt
3	5:18	2:12	3:06	Interception	BLT 22	8	78	0	78	4	CIN 42	Touchdown
4	0:41	14:02	1:39	Punt	BLT 29	3	6	-5	1	0	BLT 30	Punt
5	12:25	11:17	1:08	Punt	BLT 29	3	5	0	5	0	BLT 34	Punt
6	9:27	7:40	1:47	Punt	CIN 46	6	12	5	17	1	CIN 29	Missed FG
7	5:38	4:08	1:30	Punt	BLT 25	3	6	0	6	0	BLT 31	Punt
8	2:37	1:43	0:54	Fumble	CIN 39	6	21	15	36	2	*CIN 3	Field Goal
9	0:05	0:00	0:05	Kickoff		0	0	0	0	0		End of Half
10	13:17	5:23	7:54	Punt	BLT 7	14	59	0	59	4	CIN 34	Downs
11	2:47	0:15	2:32	Downs	BLT 36	6	64	0	64	3	CIN 38	Touchdown
12	14:52	10:15	4:37	Punt	BLT 35	7	30	0	30	3	CIN 23	Fumble
13	10:15	8:50	1:25	Kickoff	BLT 20	3	-3	-5	-8	0	BLT 12	Punt
14	7:15	0:00	7:15	Downs	BLT 26	13	62	0	62	4	*CIN 11	End of Game

(371) Average BLT 29

*** inside opponent's 20**

Time of Possession by Quarter		1st	2nd	3rd	4th	OT	Total
Visitor	Cincinnati Bengals	8:50	8:38	4:34	1:43		23:45
Home	Baltimore Ravens	6:10	6:22	10:26	13:17		36:15
Kickoff Drive No.-Start Average		Bengals: 4 - CIN 30		Ravens: 2 - BLT 22			



*FINAL REGULAR SEASON
NFL STATISTICS*

POSTSEASON STATISTICS



Final 2008 Regular Season NFL Standings

American Football Conference

East Division											
Team	W	L	T	Pct	PF	PA	Home	Away	Conf	Div	Streak
y- Miami Dolphins	11	5	0	.688	345	317	5-3-0	6-2-0	8-4-0	4-2-0	Won 5
New England Patriots	11	5	0	.688	410	309	5-3-0	6-2-0	7-5-0	4-2-0	Won 4
New York Jets	9	7	0	.563	405	356	5-3-0	4-4-0	7-5-0	4-2-0	Lost 2
Buffalo Bills	7	9	0	.438	336	342	3-5-0	4-4-0	5-7-0	0-6-0	Lost 1
West Division											
Team	W	L	T	Pct	PF	PA	Home	Away	Conf	Div	Streak
y- San Diego Chargers	8	8	0	.500	439	347	5-3-0	3-5-0	7-5-0	5-1-0	Won 4
Denver Broncos	8	8	0	.500	370	448	4-4-0	4-4-0	5-7-0	3-3-0	Lost 3
Oakland Raiders	5	11	0	.313	263	388	2-6-0	3-5-0	4-8-0	2-4-0	Won 2
Kansas City Chiefs	2	14	0	.125	291	440	1-7-0	1-7-0	2-10-0	2-4-0	Lost 4
North Division											
Team	W	L	T	Pct	PF	PA	Home	Away	Conf	Div	Streak
y- Pittsburgh Steelers	12	4	0	.750	347	223	6-2-0	6-2-0	10-2-0	6-0-0	Won 1
x- Baltimore Ravens	11	5	0	.688	385	244	6-2-0	5-3-0	8-4-0	4-2-0	Won 2
Cincinnati Bengals	4	11	1	.281	204	364	3-4-1	1-7-0	3-9-0	1-5-0	Won 3
Cleveland Browns	4	12	0	.250	232	350	1-7-0	3-5-0	3-9-0	1-5-0	Lost 6
South Division											
Team	W	L	T	Pct	PF	PA	Home	Away	Conf	Div	Streak
z- Tennessee Titans	13	3	0	.813	375	234	7-1-0	6-2-0	9-3-0	4-2-0	Lost 1
x- Indianapolis Colts	12	4	0	.750	377	298	6-2-0	6-2-0	10-2-0	4-2-0	Won 9
Houston Texans	8	8	0	.500	366	394	6-2-0	2-6-0	5-7-0	2-4-0	Won 1
Jacksonville Jaguars	5	11	0	.313	302	367	2-6-0	3-5-0	3-9-0	2-4-0	Lost 2

National Football Conference

East Division											
Team	W	L	T	Pct	PF	PA	Home	Away	Conf	Div	Streak
z- New York Giants	12	4	0	.750	427	294	7-1-0	5-3-0	9-3-0	4-2-0	Lost 1
x- Philadelphia Eagles	9	6	1	.594	416	289	6-2-0	3-4-1	7-5-0	2-4-0	Won 1
Dallas Cowboys	9	7	0	.563	362	365	6-2-0	3-5-0	7-5-0	3-3-0	Lost 2
Washington Redskins	8	8	0	.500	265	296	4-4-0	4-4-0	7-5-0	3-3-0	Lost 1
West Division											
Team	W	L	T	Pct	PF	PA	Home	Away	Conf	Div	Streak
y- Arizona Cardinals	9	7	0	.563	427	426	6-2-0	3-5-0	7-5-0	6-0-0	Won 1
San Francisco 49ers	7	9	0	.438	339	381	4-4-0	3-5-0	5-7-0	3-3-0	Won 2
Seattle Seahawks	4	12	0	.250	294	392	2-6-0	2-6-0	3-9-0	3-3-0	Lost 1
St. Louis Rams	2	14	0	.125	232	465	1-7-0	1-7-0	2-10-0	0-6-0	Lost 10
North Division											
Team	W	L	T	Pct	PF	PA	Home	Away	Conf	Div	Streak
y- Minnesota Vikings	10	6	0	.625	379	333	6-2-0	4-4-0	8-4-0	4-2-0	Won 1
Chicago Bears	9	7	0	.563	375	350	6-2-0	3-5-0	7-5-0	4-2-0	Lost 1
Green Bay Packers	6	10	0	.375	419	380	4-4-0	2-6-0	5-7-0	4-2-0	Won 1
Detroit Lions	0	16	0	.000	268	517	0-8-0	0-8-0	0-12-0	0-6-0	Lost 16
South Division											
Team	W	L	T	Pct	PF	PA	Home	Away	Conf	Div	Streak
y- Carolina Panthers	12	4	0	.750	414	329	8-0-0	4-4-0	8-4-0	4-2-0	Won 1
x- Atlanta Falcons	11	5	0	.688	391	325	7-1-0	4-4-0	8-4-0	3-3-0	Won 3
Tampa Bay Buccaneers	9	7	0	.563	361	323	6-2-0	3-5-0	8-4-0	3-3-0	Lost 4
New Orleans Saints	8	8	0	.500	463	393	6-2-0	2-6-0	5-7-0	2-4-0	Lost 1

x - Clinched Playoff Spot; y - Clinched Division; z - Clinched Home Field



2008 AFC RESULTS

NORTH

BALTIMORE RAVENS (11-5)

Sep 7 Cincinnati W, 17-10
 Sep 21 Cleveland W, 28-10
 Sep 29 at Pittsburgh L, 20-23 (OT)
 Oct 5 Tennessee L, 10-13
 Oct 12 at Indianapolis L, 3-31
 Oct 19 at Miami W, 27-13
 Oct 26 Oakland W, 29-10
 Nov 2 at Cleveland W, 37-27
 Nov 9 at Houston W, 41-13
 Nov 16 at NY Giants L, 10-30
 Nov 23 Philadelphia W, 36-7
 Nov 30 at Cincinnati W, 34-4
 Dec 7 Washington W, 24-10
 Dec 14 Pittsburgh L, 9-13
 Dec 20 at Dallas W, 33-24
 Dec 28 Jacksonville W, 27-7

CINCINNATI BENGALS (4-11-1)

Sep 7 at Baltimore L, 10-17
 Sep 14 Tennessee L, 7-24
 Sep 21 at NY Giants L, 23-26 (OT)
 Sep 28 Cleveland L, 12-20
 Oct 5 at Dallas L, 22-31
 Oct 12 at NY Jets L, 14-26
 Oct 19 Pittsburgh L, 10-38
 Oct 26 at Houston L, 6-35
 Nov 2 Jacksonville W, 21-19
 Nov 16 Philadelphia T, 13-13 (OT)
 Nov 20 at Pittsburgh L, 10-27
 Nov 30 Baltimore L, 3-34
 Dec 7 at Indianapolis L, 3-35
 Dec 14 Washington W, 20-13
 Dec 21 at Cleveland W, 14-0
 Dec 28 Kansas City W, 16-6

CLEVELAND BROWNS (4-12)

Sep 7 Dallas L, 10-28
 Sep 14 Pittsburgh L, 6-10
 Sep 21 at Baltimore L, 10-28
 Sep 28 at Cincinnati W, 20-12
 Oct 13 NY Giants W, 35-14
 Oct 19 at Washington L, 11-14
 Oct 26 at Jacksonville W, 23-17
 Nov 2 Baltimore L, 27-37
 Nov 6 Denver L, 30-34
 Nov 17 at Buffalo W, 29-27
 Nov 23 Houston L, 6-16
 Nov 30 Indianapolis L, 6-10
 Dec 7 at Tennessee L, 9-28
 Dec 15 at Philadelphia L, 10-30
 Dec 21 Cincinnati L, 0-14
 Dec 28 at Pittsburgh L, 0-31

PITTSBURGH STEELERS (12-4)

Sep 7 Houston W, 38-17
 Sep 14 at Cleveland W, 10-6
 Sep 21 at Philadelphia L, 6-15
 Sep 29 Baltimore W, 23-20 (OT)
 Oct 5 at Jacksonville W, 26-21
 Oct 19 at Cincinnati W, 38-10
 Oct 26 NY Giants L, 14-21
 Nov 3 at Washington W, 23-6
 Nov 9 Indianapolis L, 20-24
 Nov 16 San Diego W, 11-10
 Nov 20 Cincinnati W, 27-10
 Nov 30 at New England W, 33-10
 Dec 7 Dallas W, 20-13
 Dec 14 at Baltimore W, 13-9
 Dec 21 at Tennessee L, 14-31
 Dec 28 Cleveland W, 31-0

EAST

BUFFALO BILLS (7-9)

Sep 7 Seattle W, 34-10
 Sep 14 at Jacksonville W, 20-16
 Sep 21 Oakland W, 24-23
 Sep 28 at St. Louis W, 31-14
 Oct 5 at Arizona L, 17-41
 Oct 19 San Diego W, 23-14
 Oct 26 at Miami L, 16-25
 Nov 2 NY Jets L, 17-26
 Nov 9 at New England L, 10-20
 Nov 17 Cleveland L, 27-29
 Nov 23 at Kansas City W, 54-31
 Nov 30 San Francisco L, 3-10
 Dec 7 Miami L, 3-16
 Dec 14 at NY Jets L, 27-31
 Dec 21 at Denver W, 30-23
 Dec 28 New England L, 0-13

MIAMI DOLPHINS (11-5)

Sep 7 NY Jets L, 14-20
 Sep 14 at Arizona L, 10-31
 Sep 21 at New England W, 38-13
 Oct 5 San Diego W, 17-10
 Oct 12 at Houston L, 28-29
 Oct 19 Baltimore L, 13-27
 Oct 26 Buffalo W, 25-16
 Nov 2 at Denver W, 26-17
 Nov 9 Seattle W, 21-19
 Nov 16 Oakland W, 17-15
 Nov 23 New England L, 28-48
 Nov 30 at St. Louis W, 16-12
 Dec 7 at Buffalo W, 16-3
 Dec 14 San Francisco W, 14-9
 Dec 21 at Kansas City W, 38-31
 Dec 28 at NY Jets W, 24-17

NEW ENGLAND PATRIOTS (11-5)

Sep 7 Kansas City W, 17-10
 Sep 14 at NY Jets W, 19-10
 Sep 21 Miami L, 13-38
 Oct 5 at San Francisco W, 30-21
 Oct 12 at San Diego L, 10-30
 Oct 20 Denver W, 41-7
 Oct 26 St. Louis W, 23-16
 Nov 2 at Indianapolis L, 15-18
 Nov 9 Buffalo W, 20-10
 Nov 13 NY Jets L, 31-34 (OT)
 Nov 23 at Miami W, 48-28
 Nov 30 Pittsburgh L, 10-33
 Dec 7 at Seattle W, 24-21
 Dec 14 at Oakland W, 49-26
 Dec 21 Arizona W, 47-7
 Dec 28 at Buffalo W, 13-0

NEW YORK JETS (9-7)

Sep 7 at Miami W, 20-14
 Sep 14 New England L, 10-19
 Sep 22 at San Diego L, 29-48
 Sep 28 Arizona W, 56-35
 Oct 12 Cincinnati W, 26-14
 Oct 19 at Oakland L, 13-16 (OT)
 Oct 26 Kansas City W, 28-24
 Nov 2 at Buffalo W, 26-17
 Nov 9 St. Louis W, 47-3
 Nov 13 at New England W, 34-31 (OT)
 Nov 23 at Tennessee W, 34-13
 Nov 30 Denver L, 17-34
 Dec 7 at San Francisco L, 14-24
 Dec 14 Buffalo W, 31-27
 Dec 21 at Seattle L, 3-13
 Dec 28 Miami L, 17-24

SOUTH

HOUSTON TEXANS (8-8)

Sep 7 at Pittsburgh L, 17-38
 Sep 21 at Tennessee L, 12-31
 Sep 28 at Jacksonville L, 27-30 (OT)
 Oct 5 Indianapolis L, 27-31
 Oct 12 Miami W, 29-28
 Oct 19 Detroit W, 28-21
 Oct 26 Cincinnati W, 35-6
 Nov 2 at Minnesota L, 21-28
 Nov 9 Baltimore L, 13-41
 Nov 16 at Indianapolis L, 27-33
 Nov 23 at Cleveland W, 16-6
 Dec 1 Jacksonville W, 30-17
 Dec 7 at Green Bay W, 24-21
 Dec 14 Tennessee W, 13-12
 Dec 21 at Oakland L, 16-27
 Dec 28 Chicago W, 31-24

INDIANAPOLIS COLTS (12-4)

Sep 7 Chicago L, 13-29
 Sep 14 at Minnesota W, 18-15
 Sep 21 Jacksonville L, 21-23
 Oct 5 at Houston W, 31-27
 Oct 12 Baltimore W, 31-3
 Oct 19 at Green Bay L, 14-34
 Oct 27 at Tennessee L, 21-31
 Nov 2 New England W, 18-15
 Nov 9 at Pittsburgh W, 24-20
 Nov 16 Houston W, 33-27
 Nov 23 at San Diego W, 23-20
 Nov 30 at Cleveland W, 10-6
 Dec 7 Cincinnati W, 35-3
 Dec 14 Detroit W, 31-21
 Dec 18 at Jacksonville W, 31-24
 Dec 28 Tennessee W, 23-0

JACKSONVILLE JAGUARS (5-11)

Sep 7 at Tennessee L, 10-17
 Sep 14 Buffalo L, 16-20
 Sep 21 at Indianapolis W, 23-21
 Sep 28 Houston W, 30-27 (OT)
 Oct 5 Pittsburgh L, 21-26
 Oct 12 at Denver W, 24-17
 Oct 26 Cleveland L, 17-23
 Nov 2 at Cincinnati L, 19-21
 Nov 9 at Detroit W, 38-14
 Nov 16 Tennessee L, 14-24
 Nov 23 Minnesota L, 12-30
 Dec 1 at Houston L, 17-30
 Dec 7 at Chicago L, 10-23
 Dec 14 Green Bay W, 20-16
 Dec 18 Indianapolis L, 24-31
 Dec 28 at Baltimore L, 7-27

TENNESSEE TITANS (13-3)

Sep 7 Jacksonville W, 17-10
 Sep 14 at Cincinnati W, 24-7
 Sep 21 Houston W, 31-12
 Sep 28 Minnesota W, 30-17
 Oct 5 at Baltimore W, 13-10
 Oct 19 at Kansas City W, 34-10
 Oct 27 Indianapolis W, 31-21
 Nov 2 Green Bay W, 19-16 (OT)
 Nov 9 at Chicago W, 21-14
 Nov 16 at Jacksonville W, 24-14
 Nov 23 NY Jets L, 13-34
 Nov 27 at Detroit W, 47-10
 Dec 7 Cleveland W, 28-9
 Dec 14 at Houston L, 12-13
 Dec 21 Pittsburgh W, 31-14
 Dec 28 at Indianapolis L, 0-23

WEST

DENVER BRONCOS (8-8)

Sep 8 at Oakland W, 41-14
 Sep 14 San Diego W, 39-38
 Sep 21 New Orleans W, 34-32
 Sep 28 at Kansas City L, 19-33
 Oct 5 Tampa Bay W, 16-13
 Oct 12 Jacksonville L, 24-17
 Oct 20 at New England L, 7-41
 Nov 2 Miami L, 17-26
 Nov 6 at Cleveland W, 34-30
 Nov 16 at Atlanta W, 24-20
 Nov 23 Oakland L, 10-31
 Nov 30 at NY Jets W, 34-17
 Dec 7 Kansas City W, 24-17
 Dec 14 at Carolina L, 10-30
 Dec 21 Buffalo L, 23-30
 Dec 28 at San Diego L, 21-52

KANSAS CITY CHIEFS (2-14)

Sep 7 at New England L, 10-17
 Sep 14 Oakland L, 8-23
 Sep 21 at Atlanta L, 14-38
 Sep 28 Denver W, 33-19
 Oct 5 at Carolina L, 0-34
 Oct 19 Tennessee L, 10-34
 Oct 26 at NY Jets L, 24-28
 Nov 2 Tampa Bay L, 27-30 (OT)
 Nov 9 at San Diego L, 19-20
 Nov 16 New Orleans L, 20-30
 Nov 23 Buffalo L, 31-54
 Nov 30 at Oakland W, 20-13
 Dec 7 at Denver L, 17-24
 Dec 14 San Diego L, 21-22
 Dec 21 Miami L, 31-38
 Dec 28 at Cincinnati L, 6-16

OAKLAND RAIDERS (5-11)

Sep 8 Denver L, 14-41
 Sep 14 at Kansas City W, 23-8
 Sep 21 at Buffalo L, 23-24
 Sep 28 San Diego L, 18-28
 Oct 12 at New Orleans L, 3-34
 Oct 19 NY Jets W, 16-13 (OT)
 Oct 26 at Baltimore L, 10-29
 Nov 2 Atlanta L, 0-24
 Nov 9 Carolina L, 6-17
 Nov 16 at Miami L, 15-17
 Nov 23 at Denver W, 31-10
 Nov 30 Kansas City L, 13-20
 Dec 4 at San Diego L, 7-34
 Dec 14 New England L, 26-49
 Dec 21 Houston W, 27-16
 Dec 28 at Tampa Bay W, 31-24

SAN DIEGO CHARGERS (8-8)

Sep 7 Carolina L, 24-26
 Sep 14 at Denver L, 38-39
 Sep 22 NY Jets W, 48-29
 Sep 28 at Oakland W, 28-18
 Oct 5 at Miami L, 10-17
 Oct 12 New England W, 30-10
 Oct 19 at Buffalo L, 14-23
 Oct 26 at New Orleans L, 32-37
 Nov 9 Kansas City W, 20-19
 Nov 16 at Pittsburgh L, 10-11
 Nov 23 Indianapolis L, 20-23
 Nov 30 Atlanta L, 16-22
 Dec 4 Oakland W, 34-7
 Dec 14 at Kansas City W, 22-21
 Dec 21 at Tampa Bay W, 41-24
 Dec 28 Denver W, 52-21



WEEK 17 / THROUGH SUNDAY, DECEMBER 28, 2008

OFFENSE	Balt.	Buff.	Cin.	Clev.	Denv.	Hou.	Ind.	Jax
GAMES (Won-Lost)	11-5	7-9	4-11-1	4-12	8-8	8-8	12-4	5-11
FIRST DOWNS	300	287	245	233	354	340	321	312
Rushing	132	107	80	84	103	106	80	107
Passing	147	167	145	127	223	210	220	183
Penalty	21	13	20	22	28	24	21	22
YDS GAINED (tot)	5184	4882	3926	3985	6333	6113	5368	5106
Avg per Game	324.0	305.1	245.4	249.1	395.8	382.1	335.5	319.1
RUSHING (net)	2376	1842	1520	1605	1862	1846	1274	1774
Avg per Game	148.5	115.1	95.0	100.3	116.4	115.4	79.6	110.9
Rushes	592	439	420	409	387	432	370	426
Yards per Rush	4.0	4.2	3.6	3.9	4.8	4.3	3.4	4.2
PASSING (net)	2808	3040	2406	2380	4471	4267	4094	3332
Avg per Game	175.5	190.0	150.4	148.8	279.4	266.7	255.9	208.3
Passes Att.	433	479	513	488	620	555	585	537
Completed	261	309	303	238	386	367	393	335
Pct Completed	60.3	64.5	59.1	48.8	62.3	66.1	67.2	62.4
Yards Gained	3085	3302	2677	2537	4545	4474	4180	3620
Sacked	33	38	51	24	12	32	14	42
Yards Lost	277	262	271	157	74	207	86	288
Had intercepted	12	15	15	20	18	20	12	13
Yards Opp Ret	104	169	279	381	153	221	294	181
Opp TDs on Int	1	1	2	5	2	1	3	1
PUNTS	84	58	101	76	46	53	53	67
Avg Yards	45.0	44.1	39.1	45.3	46.7	42.3	44.2	43.3
PUNT RETURNS	44	30	32	30	20	32	22	29
Avg Return	8.6	15.5	7.9	8.4	9.8	12.1	6.0	9.5
Returned for TD	0	1	0	0	0	2	0	0
KICKOFF RETURNS	50	75	67	58	71	72	63	74
Avg Return	20.1	24.2	23.1	22.6	21.8	21.5	20.8	22.7
Returned for TD	0	1	0	1	0	0	0	0
PENALTIES	103	71	75	100	77	80	86	104
Yards Penalized	785	538	591	669	739	664	619	813
FUMBLES BY	28	33	27	17	18	28	13	23
Fumbles Lost	9	15	11	6	12	12	5	11
Opp Fumbles	21	21	20	19	15	19	24	15
Opp Fum Lost	8	12	12	8	7	10	11	4
POSS. TIME (avg)	33:10	30:04	28:40	27:33	28:44	31:57	28:39	31:22
TOUCHDOWNS	42	35	20	20	42	40	45	35
Rushing	20	16	6	6	15	16	13	17
Passing	16	14	11	11	25	21	27	15
Returns	6	5	3	3	2	3	5	3
EXTRA-PT KICKS	41/41	34/34	18/18	18/18	39/40	37/37	43/43	33/33
2-PT CONVERSIONS	1/1	1/1	0/2	2/2	2/2	1/3	2/2	0/2
FIELD GOALS/FGA	28/35	30/38	22/25	30/36	25/34	29/33	20/25	19/25
POINTS SCORED	385	336	204	232	370	366	377	302
DEFENSE	Balt.	Buff.	Cin.	Clev.	Denv.	Hou.	Ind.	Jax
POINTS ALLOWED	244	342	364	350	448	394	298	367
OPP FIRST DOWNS	228	293	296	315	327	300	305	289
Rushing	58	113	106	125	122	114	119	98
Passing	152	167	169	176	186	167	165	166
Penalty	18	13	21	14	19	19	21	25
OPP YARDS GAINED	4177	5217	5208	5704	5993	5385	4975	5295
Avg per Game	261.1	326.1	325.5	356.5	374.6	336.6	310.9	330.9
OPP RUSHING(net)	1302	1946	1921	2431	2337	1962	1966	1709
Avg per Game	81.4	121.6	120.1	151.9	146.1	122.6	122.9	106.8
Rushes	366	455	490	541	469	439	472	428
Yards per Rush	3.6	4.3	3.9	4.5	5.0	4.5	4.2	4.0
OPP PASSING(net)	2875	3271	3287	3273	3656	3423	3009	3586
Avg per Game	179.7	204.4	205.4	204.6	228.5	213.9	188.1	224.1
Passes Att.	528	492	506	446	495	471	481	465
Completed	276	301	315	286	333	294	329	297
Pct Completed	52.3	61.2	62.3	64.1	67.3	62.4	68.4	63.9
Sacked	34	24	17	17	26	25	30	29
Yards Lost	257	170	122	90	141	175	200	191
INTERCEPTED BY	26	10	12	23	6	12	15	13
Yards Returned	477	217	236	406	63	178	204	220
Returned for TD	5	3	1	2	0	1	2	2
OPP PUNT RETURNS	38	18	48	32	28	21	27	31
Avg return	6.4	10.4	9.1	7.3	11.8	11.2	9.2	8.7
OPP KICKOFF RET	76	63	47	53	63	73	70	51
Avg return	22.6	19.8	22.5	23.2	24.7	22.3	24.3	19.9
OPP TOUCHDOWNS	26	34	43	42	50	45	28	41
Rushing	4	18	15	16	26	18	18	14
Passing	17	14	23	19	20	24	6	25
Returns	5	2	5	7	4	3	4	2



WEEK 17 / THROUGH SUNDAY, DECEMBER 28, 2008

OFFENSE	K.C.	Miami	N.E.	NY-J	Oak.	Pitt.	S.D.	Tenn.
GAMES (Won-Lost)	2-14	11-5	11-5	9-7	5-11	12-4	8-8	13-3
FIRST DOWNS	273	308	356	308	225	290	301	268
Rushing	94	111	145	94	87	93	92	108
Passing	161	184	186	186	123	179	191	143
Penalty	18	13	25	28	15	18	18	17
YDS GAINED (tot)	4939	5529	5847	5307	4356	4991	5584	5018
Avg per Game	308.7	345.6	365.4	331.7	272.3	311.9	349.0	313.6
RUSHING (net)	1810	1897	2278	2004	1987	1690	1726	2199
Avg per Game	113.1	118.6	142.4	125.3	124.2	105.6	107.9	137.4
Rushes	379	448	513	422	459	460	421	508
Yards per Rush	4.8	4.2	4.4	4.7	4.3	3.7	4.1	4.3
PASSING (net)	3129	3632	3569	3303	2369	3301	3858	2819
Avg per Game	195.6	227.0	223.1	206.4	148.1	206.3	241.1	176.2
Passes Att.	541	491	534	529	421	506	478	453
Completed	310	330	339	347	222	303	312	265
Pct Completed	57.3	67.2	63.5	65.6	52.7	59.9	65.3	58.5
Yards Gained	3358	3761	3790	3516	2639	3607	4009	2902
Sacked	37	26	48	30	39	49	25	12
Yards Lost	229	129	221	213	270	306	151	83
Had intercepted	16	7	11	23	11	15	11	9
Yards Opp Ret	323	130	186	351	163	234	189	88
Opp TDs on Int	2	2	0	4	0	2	1	0
PUNTS	82	74	50	59	90	78	51	87
Avg Yards	44.2	43.9	44.0	42.2	48.8	39.8	45.7	42.8
PUNT RETURNS	26	28	36	29	44	41	26	34
Avg Return	6.5	10.2	10.3	10.4	13.0	6.0	10.3	9.7
Returned for TD	0	0	0	0	3	0	0	0
KICKOFF RETURNS	80	60	62	61	78	50	62	52
Avg Return	21.5	20.2	25.2	23.1	22.8	20.3	24.0	25.4
Returned for TD	0	0	1	1	2	0	1	0
PENALTIES	78	81	57	77	109	95	95	108
Yards Penalized	645	669	501	569	823	812	748	855
FUMBLES BY	20	18	17	22	28	28	18	18
Fumbles Lost	8	6	10	8	12	10	9	8
Opp Fumbles	30	27	17	37	21	22	18	28
Opp Fum Lost	16	12	8	16	8	9	9	11
POSS. TIME (avg)	27:56	31:03	32:09	30:28	28:09	31:29	28:53	29:09
TOUCHDOWNS	35	40	43	48	27	38	51	41
Rushing	9	18	21	20	9	16	13	24
Passing	23	20	21	22	13	19	34	13
Returns	3	2	1	6	5	3	4	4
EXTRA-PT KICKS	31/31	40/40	40/40	41/41	25/26	36/37	46/46	40/40
2-PT CONVERSIONS	1/4	0/0	2/3	2/7	0/1	0/1	2/5	1/1
FIELD GOALS/FGA	16/22	21/25	36/40	24/29	24/30	27/31	27/32	29/33
POINTS SCORED	291	345	410	405	263	347	439	375
DEFENSE	K.C.	Miami	N.E.	NY-J	Oak.	Pitt.	S.D.	Tenn.
POINTS ALLOWED	440	317	309	356	388	223	347	234
OPP FIRST DOWNS	344	296	268	315	325	240	339	276
Rushing	133	96	78	86	129	73	98	81
Passing	195	173	176	209	166	149	213	166
Penalty	16	27	14	20	30	18	28	29
OPP YARDS GAINED	6291	5264	4944	5270	5775	3795	5599	4698
Avg per Game	393.2	329.0	309.0	329.4	360.9	237.2	349.9	293.6
OPP RUSHING(net)	2543	1620	1722	1518	2555	1284	1641	1502
Avg per Game	158.9	101.3	107.6	94.9	159.7	80.3	102.6	93.9
Rushes	509	388	415	407	542	390	408	403
Yards per Rush	5.0	4.2	4.1	3.7	4.7	3.3	4.0	3.7
OPP PASSING(net)	3748	3644	3222	3752	3220	2511	3958	3196
Avg per Game	234.3	227.8	201.4	234.5	201.3	156.9	247.4	199.8
Passes Att.	522	551	474	572	471	533	605	575
Completed	348	320	288	368	266	301	411	342
Pct Completed	66.7	58.1	60.8	64.3	56.5	56.5	67.9	59.5
Sacked	10	40	31	41	32	51	28	44
Yards Lost	62	218	239	253	188	350	132	262
INTERCEPTED BY	13	18	14	14	16	20	15	20
Yards Returned	275	214	104	282	145	290	167	351
Returned for TD	2	2	0	3	0	2	2	3
OPP PUNT RETURNS	33	37	11	29	43	40	23	32
Avg return	9.3	13.1	14.4	9.9	9.9	6.2	6.3	9.1
OPP KICKOFF RET	62	68	75	73	44	71	86	61
Avg return	23.6	24.3	22.3	21.5	24.4	19.1	22.6	25.0
OPP TOUCHDOWNS	49	33	37	40	45	21	39	25
Rushing	25	11	8	10	23	7	11	12
Passing	21	18	27	23	20	12	25	12
Returns	3	4	2	7	2	2	3	1



WEEK 17 / THROUGH SUNDAY, DECEMBER 28, 2008

OFFENSE	Ariz.	Atl.	Car.	Chi.	Dal.	Det.	G.B.	Minn.
GAMES (Won-Lost)	9-7	11-5	12-4	9-7	9-7	0-16	6-10	10-6
FIRST DOWNS	328	313	287	264	291	234	299	292
Rushing	72	131	118	98	102	70	99	119
Passing	231	157	152	153	171	143	182	150
Penalty	25	25	17	13	18	21	18	23
YDS GAINED (tot)	5852	5779	5595	4734	5512	4292	5618	5294
Avg per Game	365.8	361.2	349.7	295.9	344.5	268.3	351.1	330.9
RUSHING (net)	1178	2443	2437	1673	1723	1332	1805	2338
Avg per Game	73.6	152.7	152.3	104.6	107.7	83.3	112.8	146.1
Rushes	340	560	504	434	401	352	437	519
Yards per Rush	3.5	4.4	4.8	3.9	4.3	3.8	4.1	4.5
PASSING (net)	4674	3336	3158	3061	3789	2960	3813	2956
Avg per Game	292.1	208.5	197.4	191.3	236.8	185.0	238.3	184.8
Passes Att.	630	434	414	528	547	509	541	452
Completed	418	265	246	304	328	281	343	267
Pct Completed	66.3	61.1	59.4	57.6	60.0	55.2	63.4	59.1
Yards Gained	4875	3440	3288	3229	3988	3299	4044	3217
Sacked	28	17	20	29	31	52	34	43
Yards Lost	201	104	130	168	199	339	231	261
Had intercepted	15	11	12	14	20	19	13	17
Yards Opp Ret	276	74	167	219	349	364	70	329
Opp TDs on Int	1	0	0	1	1	5	0	2
PUNTS	60	65	76	96	78	90	65	74
Avg Yards	41.8	39.5	42.3	41.2	43.4	43.9	41.4	46.9
PUNT RETURNS	33	43	42	39	37	21	37	34
Avg Return	7.2	8.8	10.8	6.7	6.4	8.0	10.8	8.0
Returned for TD	0	1	0	0	0	0	2	1
KICKOFF RETURNS	75	59	60	77	70	83	69	61
Avg Return	21.7	23.9	22.9	24.9	22.2	21.8	20.1	22.4
Returned for TD	1	0	0	1	1	0	0	0
PENALTIES	107	71	94	78	119	88	110	90
Yards Penalized	781	591	637	610	952	729	984	692
FUMBLES BY	27	18	12	19	29	31	25	31
Fumbles Lost	15	10	7	13	13	10	8	14
Opp Fumbles	26	18	25	17	28	31	20	34
Opp Fum Lost	17	8	13	10	14	16	6	13
POSS. TIME (avg)	30:09	30:49	29:19	28:07	30:00	26:59	31:20	31:19
TOUCHDOWNS	51	43	47	42	43	29	48	41
Rushing	14	23	30	15	12	10	11	15
Passing	31	16	15	20	29	18	28	22
Returns	6	4	2	7	2	1	9	4
EXTRA-PT KICKS	44/44	42/42	46/46	41/41	42/42	25/26	46/46	40/40
2-PT CONVERSIONS	1/6	1/1	1/1	1/1	0/1	2/3	2/2	0/1
FIELD GOALS/FGA	25/28	29/31	28/31	26/29	20/22	21/22	27/34	29/34
POINTS SCORED	427	391	414	375	362	268	419	379
DEFENSE	Ariz.	Atl.	Car.	Chi.	Dal.	Det.	G.B.	Minn.
POINTS ALLOWED	426	325	329	350	365	517	380	333
OPP FIRST DOWNS	312	309	296	314	276	350	295	255
Rushing	117	108	100	93	85	147	121	72
Passing	172	189	178	208	163	188	141	163
Penalty	23	12	18	13	28	15	33	20
OPP YARDS GAINED	5304	5572	5299	5355	4709	6470	5349	4679
Avg per Game	331.5	348.3	331.2	334.7	294.3	404.4	334.3	292.4
OPP RUSHING(net)	1764	2046	1912	1496	1706	2754	2105	1230
Avg per Game	110.3	127.9	119.5	93.5	106.6	172.1	131.6	76.9
Rushes	445	415	432	437	402	536	458	371
Yards per Rush	4.0	4.9	4.4	3.4	4.2	5.1	4.6	3.3
OPP PASSING(net)	3540	3526	3387	3859	3003	3716	3244	3449
Avg per Game	221.3	220.4	211.7	241.2	187.7	232.3	202.8	215.6
Passes Att.	517	549	557	622	508	443	518	530
Completed	323	325	333	383	308	303	287	324
Pct Completed	62.5	59.2	59.8	61.6	60.6	68.4	55.4	61.1
Sacked	31	34	37	28	59	30	27	45
Yards Lost	191	245	230	217	374	191	140	304
INTERCEPTED BY	13	10	12	22	8	4	22	12
Yards Returned	321	233	192	312	36	16	685	56
Returned for TD	2	2	0	1	1	0	6	0
OPP PUNT RETURNS	29	20	41	36	37	51	33	42
Avg return	13.1	2.5	6.7	5.6	10.5	8.1	7.5	14.9
OPP KICKOFF RET	69	71	59	68	71	57	72	78
Avg return	25.0	21.6	21.9	24.4	21.3	23.4	23.4	23.5
OPP TOUCHDOWNS	52	38	37	39	36	63	43	36
Rushing	13	17	14	16	11	31	20	10
Passing	36	20	19	21	19	25	22	15
Returns	3	1	4	2	6	7	1	11



WEEK 17 / THROUGH SUNDAY, DECEMBER 28, 2008

OFFENSE	N.O.	NY-G	Phil.	St.L.	S.F.	Sea.	T.B.	Wash.
GAMES (Won-Lost)	8-8	12-4	9-6-1	2-14	7-9	4-12	9-7	8-8
FIRST DOWNS	354	338	318	249	287	265	298	295
Rushing	103	130	94	95	83	104	100	109
Passing	232	176	204	140	176	142	184	165
Penalty	19	32	20	14	28	19	14	21
YDS GAINED (tot)	6571	5695	5608	4596	4978	4385	5456	5120
Avg per Game	410.7	355.9	350.5	287.3	311.1	274.1	341.0	320.0
RUSHING (net)	1594	2518	1697	1649	1599	1768	1837	2095
Avg per Game	99.6	157.4	106.1	103.1	99.9	110.5	114.8	130.9
Rushes	398	502	427	417	397	417	451	478
Yards per Rush	4.0	5.0	4.0	4.0	4.0	4.2	4.1	4.4
PASSING (net)	4977	3177	3911	2947	3379	2617	3619	3025
Avg per Game	311.1	198.6	244.4	184.2	211.2	163.6	226.2	189.1
Passes Att.	636	491	606	520	509	474	562	510
Completed	413	298	362	292	309	262	355	318
Pct Completed	64.9	60.7	59.7	56.2	60.7	55.3	63.2	62.4
Yards Gained	5069	3353	4060	3268	3724	2831	3788	3291
Sacked	13	28	23	45	55	36	32	38
Yards Lost	92	176	149	321	345	214	169	266
Had intercepted	18	10	16	19	19	15	13	6
Yards Opp Ret	270	189	434	452	358	261	233	23
Opp TDs on Int	2	2	2	4	2	1	2	0
PUNTS	53	64	78	83	67	90	77	82
Avg Yards	44.6	44.0	42.7	49.6	47.1	44.5	44.5	40.5
PUNT RETURNS	26	39	52	29	29	35	47	45
Avg Return	11.9	8.6	8.6	8.4	10.3	10.1	9.4	8.4
Returned for TD	3	0	1	0	0	0	1	1
KICKOFF RETURNS	62	55	60	80	76	77	60	55
Avg Return	24.1	23.3	23.5	22.0	23.3	25.3	24.8	25.1
Returned for TD	0	0	1	0	1	0	1	0
PENALTIES	86	102	74	97	98	79	95	83
Yards Penalized	797	821	635	718	732	601	834	644
FUMBLES BY	18	18	16	18	36	20	21	20
Fumbles Lost	8	3	10	12	16	12	13	12
Opp Fumbles	16	22	26	24	16	26	16	16
Opp Fum Lost	7	5	14	14	6	11	8	5
POSS. TIME (avg)	30:23	32:56	30:55	29:32	29:22	26:30	31:23	31:31
TOUCHDOWNS	57	45	45	20	36	32	38	27
Rushing	20	19	15	8	10	10	13	12
Passing	34	23	23	11	21	18	18	14
Returns	3	3	7	1	5	4	7	1
EXTRA-PT KICKS	53/54	41/41	45/45	19/19	34/34	30/30	35/36	25/25
2-PT CONVERSIONS	0/3	1/3	0/0	0/1	1/2	0/2	1/2	0/2
FIELD GOALS/FGA	22/27	36/39	33/40	31/36	29/33	24/27	32/38	26/36
POINTS SCORED	463	427	416	232	339	294	361	265
DEFENSE	N.O.	NY-G	Phil.	St.L.	S.F.	Sea.	T.B.	Wash.
POINTS ALLOWED	393	294	289	465	381	392	323	296
OPP FIRST DOWNS	299	268	248	320	293	324	259	259
Rushing	100	78	79	146	104	98	87	86
Passing	180	165	144	158	170	207	153	159
Penalty	19	25	25	16	19	19	19	14
OPP YARDS GAINED	5432	4672	4389	5950	5216	6048	4898	4621
Avg per Game	339.5	292.0	274.3	371.9	326.0	378.0	306.1	288.8
OPP RUSHING(net)	1885	1533	1476	2475	1709	1899	1901	1526
Avg per Game	117.8	95.8	92.3	154.7	106.8	118.7	118.8	95.4
Rushes	445	386	421	501	452	457	441	398
Yards per Rush	4.2	4.0	3.5	4.9	3.8	4.2	4.3	3.8
OPP PASSING(net)	3547	3139	2913	3475	3507	4149	2997	3095
Avg per Game	221.7	196.2	182.1	217.2	219.2	259.3	187.3	193.4
Passes Att.	526	503	525	444	545	566	475	511
Completed	299	296	284	278	331	366	276	290
Pct Completed	56.8	58.8	54.1	62.6	60.7	64.7	58.1	56.8
Sacked	28	42	48	30	30	35	29	24
Yards Lost	161	288	312	201	161	193	190	141
INTERCEPTED BY	15	17	15	12	12	9	22	13
Yards Returned	188	339	279	162	139	217	396	114
Returned for TD	0	2	2	0	1	2	3	0
OPP PUNT RETURNS	34	24	41	57	39	44	39	33
Avg return	10.7	5.8	7.2	10.4	9.3	10.1	10.1	11.7
OPP KICKOFF RET	76	85	75	56	65	47	74	55
Avg return	24.0	22.5	22.6	26.2	23.3	25.6	20.8	20.1
OPP TOUCHDOWNS	41	34	31	53	39	40	34	32
Rushing	14	14	7	26	14	13	8	12
Passing	21	17	19	20	22	25	23	16
Returns	6	3	5	7	3	2	3	4



OFFENSE	NFL/Avg
GAMES (Won-Lost)	---
FIRST DOWNS	294.8
Rushing	101.6
Passing	172.9
Penalty	20.3
YDS GAINED (tot)	5236.0
Avg per Game	327.3
RUSHING (net)	1855.5
Avg per Game	116.0
Rushes	441.2
Yards per Rush	4.2
PASSING (net)	3380.5
Avg per Game	211.3
Passes Att.	516.4
Completed	315.0
Pct Completed	61.0
Yards Gained	3586.4
Sacked	32.4
Yards Lost	205.9
Had intercepted	14.5
Yards Opp Ret	234.8
Opp TDs on Int	1.6
PUNTS	72.1
Avg Yards	43.7
PUNT RETURNS	34.1
Avg Return	9.3
Returned for TD	0.5
KICKOFF RETURNS	66.1
Avg Return	22.8
Returned for TD	0.4
PENALTIES	89.6
Yards Penalized	712.4
FUMBLES BY	22.3
Fumbles Lost	10.3
Opp Fumbles	22.3
Opp Fum Lost	10.3
POSS. TIME (avg)	30:00
TOUCHDOWNS	38.9
Rushing	14.9
Passing	20.2
Returns	3.9
EXTRA-PT KICKS	99%
2-PT CONVERSIONS	41%
FIELD GOALS/FGA	26/31
POINTS SCORED	352.5

DEFENSE	NFL/Avg
POINTS ALLOWED	352.5
OPP FIRST DOWNS	294.8
Rushing	101.6
Passing	172.9
Penalty	20.3
OPP YARDS GAINED	5236.0
Avg per Game	327.3
OPP RUSHING(net)	1855.5
Avg per Game	116.0
Rushes	441.2
Yards per Rush	4.2
OPP PASSING(net)	3380.5
Avg per Game	211.3
Passes Att.	516.4
Completed	315.0
Pct Completed	61.0
Sacked	32.4
Yards Lost	205.9
INTERCEPTED BY	14.5
Yards Returned	234.8
Returned for TD	1.6
OPP PUNT RETURNS	34.1
Avg return	9.3
OPP KICKOFF RET	66.1
Avg return	22.8
OPP TOUCHDOWNS	38.9
Rushing	14.9
Passing	20.2
Returns	3.9

TEAM RANKINGS

American Football Conference

	Offense			Defense		
	Total	Rush	Pass	Total	Rush	Pass
Balt.	8	1	13	2	2	2
Buff.	13	9	11	7	10	7
Cin.	16	15	14	6	9	9
Cleve.	15	14	15	13	14	8
Denver	1	7	1	15	13	13
Hou.	2	8	2	11	11	10
Ind.	6	16	3	5	12	3
Jax	9	11	7	10	7	11
K.C.	12	10	10	16	15	14
Miami	5	6	5	8	5	12
N.E.	3	2	6	4	8	6
Jets	7	4	8	9	4	15
Oak.	14	5	16	14	16	5
Pitt.	11	13	9	*1	1	*1
S.D.	4	12	4	12	6	16
Tenn.	10	3	12	3	3	4

National Football Conference

	Offense			Defense		
	Total	Rush	Pass	Total	Rush	Pass
Ariz.	2	16	2	9	8	12
Atl.	3	2	8	13	13	11
Car.	7	3	10	8	12	7
Chi.	13	11	11	11	3	15
Dallas	8	9	5	5	6	3
Det.	16	15	13	16	16	14
G.B.	5	7	4	10	14	6
Minn.	10	4	14	4	*1	8
N.O.	*1	14	*1	12	9	13
Giants	4	*1	9	3	5	5
Phil.	6	10	3	1	2	1
St. L.	14	12	15	14	15	9
S.F.	12	13	7	7	7	10
Sea.	15	8	16	15	10	16
T.B.	9	6	6	6	11	2
Wash.	11	5	12	2	4	4



WAS 11 12 5 4 12 12 1 11 8 13 2 11 2 15 16 15 16

NFC / OPPONENT/DEFENSE RANK

Table with columns Tm (A) (B) (C) (D) (E) (F) (G) (H) (I) (J) (K) (L) (M) (N) (O) (P) (Q) (R) (S) and rows for teams ARI, ATL, CAR, CHI, DAL, DET, GB, MIN, NO, NYG, PHI, STL, SF, SEA, TB, WAS.

- (A) Total Yards per Game
(B) Yards per Play
(C) Rushing Yards per Game
(D) Rushing Yards per Attempt
(E) Passing Net Yards per Game
(F) Passing Net Yards per Play
(G) Passing, Percent Had Intercepted
(H) Sacks per Pass Play
(I) First Downs per Game
(J) Third Down Efficiency
(K) Fourth Down Efficiency
(L) Punt Return Average
(M) Kickoff Return Average
(N) Gross Punting Average
(O) Net Punting Average
(P) Points per Game
(Q) Field Goal Percentage
Combined Offense/Defense Rank
(R) Points per Game Differential
(S) Net Yards per Game Differential

NFL / TEAM/OFFENSE RANK

Table with columns Tm (A) (B) (C) (D) (E) (F) (G) (H) (I) (J) (K) (L) (M) (N) (O) (P) (Q) and rows for teams BAL, BUF, CIN, CLE, DEN, HOU, IND, JAC, KC, MIA, NE, NYJ, OAK, PIT, SD, TEN, ARI, ATL, CAR, CHI, DAL, DET, GB, MIN, NO, NYG, PHI, STL, SF, SEA, TB, WAS.

- Team/Offense Rank
(A) Total Yards per Game
(B) Yards per Play
(C) Rushing Yards per Game
(D) Rushing Yards per Attempt
(E) Passing Net Yards per Game
(F) Passing Net Yards per Play
(G) Passing, Percent Had Intercepted
(H) Sacks per Pass Play
(I) First Downs per Game
(J) Third Down Efficiency
(K) Fourth Down Efficiency
(L) Punt Return Average
(M) Kickoff Return Average
(N) Gross Punting Average
(O) Net Punting Average
(P) Points per Game
(Q) Field Goal Percentage

NFL / OPPONENT/DEFENSE RANK

Table with columns Tm (A) (B) (C) (D) (E) (F) (G) (H) (I) (J) (K) (L) (M) (N) (O) (P) (Q) (R) (S) and rows for teams BAL, BUF, CIN, CLE, DEN, HOU, IND, JAC, KC, MIA, NE, NYJ, OAK, PIT, SD, TEN.



ARI	19	17	16	11	22	24	19	20	22	28	31	30	30	28	32	28	7	18	11
ATL	24	24	25	28	21	14	28	17	21	13	15t	1	8	27	29	11	9	11	19
CAR	18	13	20	23	16	6	26	12	15t	18	10	7	9	30	20	12	14t	8	16
CHI	21	6	5	3	30	10	6	29	23	5	13t	2	26	5	17	16t	8	17	25
DAL	8	5	12	20	5	5	30	1	9t	8	19t	24	6	23	26	20	19	19	7
DET	32	32	32	32	27	32	32	10	32	29	22	11	19	18	23	32	17t	32	32
GB	20	16	26	26	12	12	4	25	14	14	30	10	20	22	18	22	12t	14	17
MIN	6	7	1	2	18	13	24	4	4	4	5t	32	21	15	28	13	3	13	9
NO	23	22	17	19	23	23	14	22	18	19	19t	25	23	2	3	26	21	10	3
NYG	5	9	9	12	8	7	9	5	7t	21	3	3	12	14	10	5	4	3	4
PHI	3	2	4	4	3	2	13	3	3	2	4	8	16	7	9	4	14t	4	1
STL	28	31	29	29	19	31	16	11	26	17	26t	22	32	26	22	31	32	31	28
SF	13	11	13t	8	20	15	25	21	12t	12	24	17	18	4	5	23	12t	23	23
SEA	30	26	18	16	32	26	29	18	27	23	23	21	31	21	21	25	25	26	30
TB	9	15	19	22	4	11	3	19	5t	11	5t	20	5	16	4	10	29	15	10
WAS	4	8	8	9	7	8	18	27	5t	7	26t	27	4	8	14	6	14t	22	12

Opponent/Defense Rank

- (A) Total Yards per Game
 - (B) Yards per Play
 - (C) Rushing Yards per Game
 - (D) Rushing Yards per Attempt
 - (E) Passing Net Yards per Game
 - (F) Passing Net Yards per Play
 - (G) Passing, Percent Had Intercepted
 - (H) Sacks per Pass Play
 - (I) First Downs per Game
 - (J) Third Down Efficiency
 - (K) Fourth Down Efficiency
 - (L) Punt Return Average
 - (M) Kickoff Return Average
 - (N) Gross Punting Average
 - (O) Net Punting Average
 - (P) Points per Game
 - (Q) Field Goal Percentage
- Combined Offense/Defense Rank
- (R) Points per Game Differential
 - (S) Net Yards per Game Differential

AFC / TOTAL OFFENSE

Rank	Team	Total	Rushing	Passing	Total	Rushing	Passing
1)	Denver	6333	1862	4471	395.8	116.4	279.4
2)	Houston	6113	1846	4267	382.1	115.4	266.7
3)	New England	5847	2278	3569	365.4	142.4	223.1
4)	San Diego	5584	1726	3858	349.0	107.9	241.1
5)	Miami	5529	1897	3632	345.6	118.6	227.0
6)	Indianapolis	5368	1274	4094	335.5	79.6	255.9
7)	New York Jets	5307	2004	3303	331.7	125.3	206.4
8)	Baltimore	5184	2376	2808	324.0	148.5	175.5
9)	Jacksonville	5106	1774	3332	319.1	110.9	208.3
10)	Tennessee	5018	2199	2819	313.6	137.4	176.2
11)	Pittsburgh	4991	1690	3301	311.9	105.6	206.3
12)	Kansas City	4939	1810	3129	308.7	113.1	195.6
13)	Buffalo	4882	1842	3040	305.1	115.1	190.0
14)	Oakland	4356	1987	2369	272.3	124.2	148.1
15)	Cleveland	3985	1605	2380	249.1	100.3	148.8
16)	Cincinnati	3926	1520	2406	245.4	95.0	150.4

AFC / TOTAL DEFENSE

Rank	Team	Total	Rushing	Passing	Total	Rushing	Passing
1)	Pittsburgh	3795	1284	2511	237.2	80.3	156.9
2)	Baltimore	4177	1302	2875	261.1	81.4	179.7
3)	Tennessee	4698	1502	3196	293.6	93.9	199.8
4)	New England	4944	1722	3222	309.0	107.6	201.4
5)	Indianapolis	4975	1966	3009	310.9	122.9	188.1
6)	Cincinnati	5208	1921	3287	325.5	120.1	205.4
7)	Buffalo	5217	1946	3271	326.1	121.6	204.4
8)	Miami	5264	1620	3644	329.0	101.3	227.8
9)	New York Jets	5270	1518	3752	329.4	94.9	234.5
10)	Jacksonville	5295	1709	3586	330.9	106.8	224.1
11)	Houston	5385	1962	3423	336.6	122.6	213.9
12)	San Diego	5599	1641	3958	349.9	102.6	247.4
13)	Cleveland	5704	2431	3273	356.5	151.9	204.6
14)	Oakland	5775	2555	3220	360.9	159.7	201.3
15)	Denver	5993	2337	3656	374.6	146.1	228.5
16)	Kansas City	6291	2543	3748	393.2	158.9	234.3

NFC / TOTAL OFFENSE

Rank	Team	Total	Rushing	Passing	Total	Rushing	Passing
1)	New Orleans	6571	1594	4977	410.7	99.6	311.1
2)	Arizona	5852	1178	4674	365.8	73.6	292.1
3)	Atlanta	5779	2443	3336	361.2	152.7	208.5
4)	New York Giants	5695	2518	3177	355.9	157.4	198.6
5)	Green Bay	5618	1805	3813	351.1	112.8	238.3
6)	Philadelphia	5608	1697	3911	350.5	106.1	244.4
7)	Carolina	5595	2437	3158	349.7	152.3	197.4
8)	Dallas	5512	1723	3789	344.5	107.7	236.8
9)	Tampa Bay	5456	1837	3619	341.0	114.8	226.2
10)	Minnesota	5294	2338	2956	330.9	146.1	184.8
11)	Washington	5120	2095	3025	320.0	130.9	189.1
12)	San Francisco	4978	1599	3379	311.1	99.9	211.2
13)	Chicago	4734	1673	3061	295.9	104.6	191.3
14)	St. Louis	4596	1649	2947	287.3	103.1	184.2
15)	Seattle	4385	1768	2617	274.1	110.5	163.6
16)	Detroit	4292	1332	2960	268.3	83.3	185.0

NFC / TOTAL DEFENSE

Rank	Team	Total	Rushing	Passing	Total	Rushing	Passing
1)	Philadelphia	4389	1476	2913	274.3	92.3	182.1
2)	Washington	4621	1526	3095	288.8	95.4	193.4
3)	New York Giants	4672	1533	3139	292.0	95.8	196.2
4)	Minnesota	4679	1230	3449	292.4	76.9	215.6
5)	Dallas	4709	1706	3003	294.3	106.6	187.7
6)	Tampa Bay	4898	1901	2997	306.1	118.8	187.3
7)	San Francisco	5216	1709	3507	326.0	106.8	219.2
8)	Carolina	5299	1912	3387	331.2	119.5	211.7
9)	Arizona	5304	1764	3540	331.5	110.3	221.3
10)	Green Bay	5349	2105	3244	334.3	131.6	202.8
11)	Chicago	5355	1496	3859	334.7	93.5	241.2
12)	New Orleans	5432	1885	3547	339.5	117.8	221.7
13)	Atlanta	5572	2046	3526	348.3	127.9	220.4
14)	St. Louis	5950	2475	3475	371.9	154.7	217.2
15)	Seattle	6048	1899	4149	378.0	118.7	259.3



16) Detroit 6470 2754 3716 404.4 172.1 232.3

NFL / TOTAL OFFENSE

Rank	Team	Total	Rushing	Passing	Total	Rushing	Passing
1)	New Orleans	6571	1594	4977	410.7	99.6	311.1
2)	Denver	6333	1862	4471	395.8	116.4	279.4
3)	Houston	6113	1846	4267	382.1	115.4	266.7
4)	Arizona	5852	1178	4674	365.8	73.6	292.1
5)	New England	5847	2278	3569	365.4	142.4	223.1
6)	Atlanta	5779	2443	3336	361.2	152.7	208.5
7)	New York Giants	5695	2518	3177	355.9	157.4	198.6
8)	Green Bay	5618	1805	3813	351.1	112.8	238.3
9)	Philadelphia	5608	1697	3911	350.5	106.1	244.4
10)	Carolina	5595	2437	3158	349.7	152.3	197.4
11)	San Diego	5584	1726	3858	349.0	107.9	241.1
12)	Miami	5529	1897	3632	345.6	118.6	227.0
13)	Dallas	5512	1723	3789	344.5	107.7	236.8
14)	Tampa Bay	5456	1837	3619	341.0	114.8	226.2
15)	Indianapolis	5368	1274	4094	335.5	79.6	255.9
16)	New York Jets	5307	2004	3303	331.7	125.3	206.4
17)	Minnesota	5294	2338	2956	330.9	146.1	184.8
18)	Baltimore	5184	2376	2808	324.0	148.5	175.5
19)	Washington	5120	2095	3025	320.0	130.9	189.1
20)	Jacksonville	5106	1774	3332	319.1	110.9	208.3
21)	Tennessee	5018	2199	2819	313.6	137.4	176.2
22)	Pittsburgh	4991	1690	3301	311.9	105.6	206.3
23)	San Francisco	4978	1599	3379	311.1	99.9	211.2
24)	Kansas City	4939	1810	3129	308.7	113.1	195.6
25)	Buffalo	4882	1842	3040	305.1	115.1	190.0
26)	Chicago	4734	1673	3061	295.9	104.6	191.3
27)	St. Louis	4596	1649	2947	287.3	103.1	184.2
28)	Seattle	4385	1768	2617	274.1	110.5	163.6
29)	Oakland	4356	1987	2369	272.3	124.2	148.1
30)	Detroit	4292	1332	2960	268.3	83.3	185.0
31)	Cleveland	3985	1605	2380	249.1	100.3	148.8
32)	Cincinnati	3926	1520	2406	245.4	95.0	150.4

NFL / TOTAL DEFENSE

Rank	Team	Total	Rushing	Passing	Total	Rushing	Passing
1)	Pittsburgh	3795	1284	2511	237.2	80.3	156.9
2)	Baltimore	4177	1302	2875	261.1	81.4	179.7
3)	Philadelphia	4389	1476	2913	274.3	92.3	182.1
4)	Washington	4621	1526	3095	288.8	95.4	193.4
5)	New York Giants	4672	1533	3139	292.0	95.8	196.2
6)	Minnesota	4679	1230	3449	292.4	76.9	215.6
7)	Tennessee	4698	1502	3196	293.6	93.9	199.8
8)	Dallas	4709	1706	3003	294.3	106.6	187.7
9)	Tampa Bay	4898	1901	2997	306.1	118.8	187.3
10)	New England	4944	1722	3222	309.0	107.6	201.4
11)	Indianapolis	4975	1966	3009	310.9	122.9	188.1
12)	Cincinnati	5208	1921	3287	325.5	120.1	205.4
13)	San Francisco	5216	1709	3507	326.0	106.8	219.2
14)	Buffalo	5217	1946	3271	326.1	121.6	204.4
15)	Miami	5264	1620	3644	329.0	101.3	227.8
16)	New York Jets	5270	1518	3752	329.4	94.9	234.5
17)	Jacksonville	5295	1709	3586	330.9	106.8	224.1
18)	Carolina	5299	1912	3387	331.2	119.5	211.7
19)	Arizona	5304	1764	3540	331.5	110.3	221.3
20)	Green Bay	5349	2105	3244	334.3	131.6	202.8
21)	Chicago	5355	1496	3859	334.7	93.5	241.2
22)	Houston	5385	1962	3423	336.6	122.6	213.9
23)	New Orleans	5432	1885	3547	339.5	117.8	221.7
24)	Atlanta	5572	2046	3526	348.3	127.9	220.4
25)	San Diego	5599	1641	3958	349.9	102.6	247.4
26)	Cleveland	5704	2431	3273	356.5	151.9	204.6
27)	Oakland	5775	2555	3220	360.9	159.7	201.3
28)	St. Louis	5950	2475	3475	371.9	154.7	217.2
29)	Denver	5993	2337	3656	374.6	146.1	228.5
30)	Seattle	6048	1899	4149	378.0	118.7	259.3
31)	Kansas City	6291	2543	3748	393.2	158.9	234.3
32)	Detroit	6470	2754	3716	404.4	172.1	232.3

AFC / TAKE-AWAYS, GIVE-AWAYS

Rank	Team	TAKE-AWAYS			GIVE-AWAYS			Net Diff
		Int	Fum	Total	Int	Fum	Total	
1)	Miami	18	12	30	7	6	13	= +17
2)	Tennessee	20	11	31	9	8	17	= +14
3)	Baltimore	26	8	34	12	9	21	= +13
4)	Indianapolis	15	11	26	12	5	17	= +9
5t)	Cleveland	23	8	31	20	6	26	= +5
5t)	Kansas City	13	16	29	16	8	24	= +5
7t)	Pittsburgh	20	9	29	15	10	25	= +4
7t)	San Diego	15	9	24	11	9	20	= +4
9t)	New England	14	8	22	11	10	21	= +1
9t)	Oakland	16	8	24	11	12	23	= +1
11)	New York Jets	14	16	30	23	8	31	= -1
12)	Cincinnati	12	12	24	15	11	26	= -2
13)	Jacksonville	13	4	17	13	11	24	= -7
14)	Buffalo	10	12	22	15	15	30	= -8
15)	Houston	12	10	22	20	12	32	= -10
16)	Denver	6	7	13	18	12	30	= -17
	Totals	247	161	408	228	152	380	= +28

NFC / TAKE-AWAYS, GIVE-AWAYS

Rank	Team	TAKE-AWAYS			GIVE-AWAYS			Net Diff
		Int	Fum	Total	Int	Fum	Total	
1)	New York Giants	17	5	22	10	3	13	= +9
2)	Green Bay	22	6	28	13	8	21	= +7
3)	Carolina	12	13	25	12	7	19	= +6
4)	Chicago	22	10	32	14	13	27	= +5
5)	Tampa Bay	22	8	30	13	13	26	= +4
6)	Philadelphia	15	14	29	16	10	26	= +3
7t)	Arizona	13	17	30	15	15	30	= 0
7t)	Washington	13	5	18	6	12	18	= 0
9)	Atlanta	10	8	18	11	10	21	= -3
10)	New Orleans	15	7	22	18	8	26	= -4
11)	St. Louis	12	14	26	19	12	31	= -5
12)	Minnesota	12	13	25	17	14	31	= -6
13)	Seattle	9	11	20	15	12	27	= -7
14)	Detroit	4	16	20	19	10	29	= -9
15)	Dallas	8	14	22	20	13	33	= -11
16)	San Francisco	12	6	18	19	16	35	= -17
	Totals	218	167	385	237	176	413	= -28



NFL / TAKE-AWAYS, GIVE-AWAYS

Rank	Team	TAKE-AWAYS			GIVE-AWAYS			Net Diff
		Int	Fum	Total	Int	Fum	Total	
1)	Miami	18	12	30	7	6	13	= +17
2)	Tennessee	20	11	31	9	8	17	= +14
3)	Baltimore	26	8	34	12	9	21	= +13
4t)	Indianapolis	15	11	26	12	5	17	= +9
4t)	New York Giants	17	5	22	10	3	13	= +9
6)	Green Bay	22	6	28	13	8	21	= +7
7)	Carolina	12	13	25	12	7	19	= +6
8t)	Cleveland	23	8	31	20	6	26	= +5
8t)	Kansas City	13	16	29	16	8	24	= +5
8t)	Chicago	22	10	32	14	13	27	= +5
11t)	Pittsburgh	20	9	29	15	10	25	= +4
11t)	San Diego	15	9	24	11	9	20	= +4
11t)	Tampa Bay	22	8	30	13	13	26	= +4
14)	Philadelphia	15	14	29	16	10	26	= +3
15t)	New England	14	8	22	11	10	21	= +1
15t)	Oakland	16	8	24	11	12	23	= +1
17t)	Arizona	13	17	30	15	15	30	= 0
17t)	Washington	13	5	18	6	12	18	= 0
19)	New York Jets	14	16	30	23	8	31	= -1
20)	Cincinnati	12	12	24	15	11	26	= -2
21)	Atlanta	10	8	18	11	10	21	= -3
22)	New Orleans	15	7	22	18	8	26	= -4
23)	St. Louis	12	14	26	19	12	31	= -5
24)	Minnesota	12	13	25	17	14	31	= -6
25t)	Jacksonville	13	4	17	13	11	24	= -7
25t)	Seattle	9	11	20	15	12	27	= -7
27)	Buffalo	10	12	22	15	15	30	= -8
28)	Detroit	4	16	20	19	10	29	= -9
29)	Houston	12	10	22	20	12	32	= -10
30)	Dallas	8	14	22	20	13	33	= -11
31t)	Denver	6	7	13	18	12	30	= -17
31t)	San Francisco	12	6	18	19	16	35	= -17
	Totals	465	328	793	465	328	793	= 0

AFC / TEAM/OFFENSE INSIDE THE 20

Rank	Team	Poss	Pts	TD	TD%	FG Score	Score%	
1)	Indianapolis	50	272	34	68.0	11	45	90.0
2)	Tennessee	45	239	28	62.2	14	42	93.3
3)	Miami	45	222	27	60.0	11	38	84.4
4)	Kansas City	45	220	26	57.8	13	39	86.7
5)	San Diego	65	327	37	56.9	23	60	92.3
6)	Jacksonville	45	200	25	55.6	9	34	75.6
7)	Pittsburgh	49	238	27	55.1	17	44	89.8
8)	Denver	55	253	30	54.5	14	44	80.0
9)	New York Jets	62	281	33	53.2	18	51	82.3
10)	New England	65	307	33	50.8	25	58	89.2
11)	Buffalo	52	226	25	48.1	17	42	80.8
12)	Baltimore	51	229	24	47.1	20	44	86.3
13)	Houston	61	255	28	45.9	20	48	78.7
14)	Cincinnati	33	139	15	45.5	12	27	81.8
15)	Oakland	37	157	15	40.5	18	33	89.2
16)	Cleveland	38	159	14	36.8	20	34	89.5

AFC / OPPONENTS/DEFENSE INSIDE THE 20

Rank	Team	Poss	Pts	TD	TD%	FG Score	Score%	
1)	Pittsburgh	42	155	14	33.3	19	33	78.6
2)	Baltimore	39	145	14	35.9	16	30	76.9
3)	Indianapolis	47	197	19	40.4	21	40	85.1
4)	Buffalo	55	227	23	41.8	22	45	81.8
5)	Tennessee	43	178	20	46.5	13	33	76.7
6)	Miami	47	215	23	48.9	19	42	89.4
7)	Cleveland	54	230	27	50.0	14	41	75.9
8)	New York Jets	57	255	29	50.9	17	46	80.7
9)	San Diego	53	229	28	52.8	12	40	75.5
10)	Kansas City	67	310	36	53.7	20	56	83.6
11)	Oakland	54	264	31	57.4	15	46	85.2
12)	Jacksonville	53	264	31	58.5	16	47	88.7
13)	Cincinnati	49	251	29	59.2	17	46	93.9
14)	Denver	60	308	36	60.0	19	55	91.7
15)	Houston	47	250	30	63.8	13	43	91.5
16)	New England	45	245	30	66.7	12	42	93.3

NFC / TEAM/OFFENSE INSIDE THE 20

Rank	Team	Poss	Pts	TD	TD%	FG Score	Score%	
1)	Carolina	49	267	32	65.3	14	46	93.9
2)	Detroit	31	153	19	61.3	7	26	83.9
3)	New Orleans	62	308	38	61.3	15	53	85.5
4)	Green Bay	48	253	29	60.4	16	45	93.8
5)	Dallas	44	206	26	59.1	8	34	77.3
6)	Arizona	65	310	38	58.5	16	54	83.1
7)	Chicago	50	248	28	56.0	17	45	90.0
8)	Atlanta	56	269	31	55.4	17	48	85.7
9)	San Francisco	52	240	27	51.9	17	44	84.6
10)	New York Giants	69	327	35	50.7	28	63	91.3
11)	Seattle	42	196	21	50.0	17	38	90.5
12)	Philadelphia	63	283	31	49.2	22	53	84.1
13)	Washington	48	205	23	47.9	15	38	79.2
14)	Minnesota	44	184	19	43.2	17	36	81.8
15)	Tampa Bay	56	231	22	39.3	26	48	85.7
16)	St. Louis	29	111	10	34.5	14	24	82.8

NFC / OPPONENTS/DEFENSE INSIDE THE 20

Rank	Team	Poss	Pts	TD	TD%	FG Score	Score%	
1)	Minnesota	47	185	20	42.6	15	35	74.5
2)	Dallas	56	258	26	46.4	26	52	92.9
3)	San Francisco	52	225	25	48.1	17	42	80.8
4)	New Orleans	60	283	29	48.3	26	55	91.7
5)	New York Giants	35	151	17	48.6	11	28	80.0
6)	Atlanta	52	237	27	51.9	16	43	82.7
7)	Philadelphia	36	167	19	52.8	12	31	86.1
8)	Seattle	51	253	27	52.9	21	48	94.1
9)	Carolina	49	228	26	53.1	16	42	85.7
10)	Chicago	55	260	30	54.5	17	47	85.5
11)	Washington	42	209	23	54.8	16	39	92.9
12)	Tampa Bay	36	189	20	55.6	16	36	100.0
13)	Green Bay	51	248	29	56.9	15	44	86.3
14)	Arizona	55	279	35	63.6	12	47	85.5
15)	St. Louis	53	280	34	64.2	14	48	90.6
16)	Detroit	64	340	43	67.2	13	56	87.5



NFL / TEAM/OFFENSE INSIDE THE 20

Rank	Team	Poss	Pts	TD	TD%	FG Score	Score%
1)	Indianapolis	50	272	34	68.0	11	45 90.0
2)	Carolina	49	267	32	65.3	14	46 93.9
3)	Tennessee	45	239	28	62.2	14	42 93.3
4)	Detroit	31	153	19	61.3	7	26 83.9
5)	New Orleans	62	308	38	61.3	15	53 85.5
6)	Green Bay	48	253	29	60.4	16	45 93.8
7)	Miami	45	222	27	60.0	11	38 84.4
8)	Dallas	44	206	26	59.1	8	34 77.3
9)	Arizona	65	310	38	58.5	16	54 83.1
10)	Kansas City	45	220	26	57.8	13	39 86.7
11)	San Diego	65	327	37	56.9	23	60 92.3
12)	Chicago	50	248	28	56.0	17	45 90.0
13)	Jacksonville	45	200	25	55.6	9	34 75.6
14)	Atlanta	56	269	31	55.4	17	48 85.7
15)	Pittsburgh	49	238	27	55.1	17	44 89.8
16)	Denver	55	253	30	54.5	14	44 80.0
17)	New York Jets	62	281	33	53.2	18	51 82.3
18)	San Francisco	52	240	27	51.9	17	44 84.6
19)	New England	65	307	33	50.8	25	58 89.2
20)	New York Giants	69	327	35	50.7	28	63 91.3
21)	Seattle	42	196	21	50.0	17	38 90.5
22)	Philadelphia	63	283	31	49.2	22	53 84.1
23)	Buffalo	52	226	25	48.1	17	42 80.8
24)	Washington	48	205	23	47.9	15	38 79.2
25)	Baltimore	51	229	24	47.1	20	44 86.3
26)	Houston	61	255	28	45.9	20	48 78.7
27)	Cincinnati	33	139	15	45.5	12	27 81.8
28)	Minnesota	44	184	19	43.2	17	36 81.8
29)	Oakland	37	157	15	40.5	18	33 89.2
30)	Tampa Bay	56	231	22	39.3	26	48 85.7
31)	Cleveland	38	159	14	36.8	20	34 89.5
32)	St. Louis	29	111	10	34.5	14	24 82.8

NFL / OPPONENTS/DEFENSE INSIDE THE 20

Rank	Team	Poss	Pts	TD	TD%	FG Score	Score%
1)	Pittsburgh	42	155	14	33.3	19	33 78.6
2)	Baltimore	39	145	14	35.9	16	30 76.9
3)	Indianapolis	47	197	19	40.4	21	40 85.1
4)	Buffalo	55	227	23	41.8	22	45 81.8
5)	Minnesota	47	185	20	42.6	15	35 74.5
6)	Dallas	56	258	26	46.4	26	52 92.9
7)	Tennessee	43	178	20	46.5	13	33 76.7
8)	San Francisco	52	225	25	48.1	17	42 80.8
9)	New Orleans	60	283	29	48.3	26	55 91.7
10)	New York Giants	35	151	17	48.6	11	28 80.0
11)	Miami	47	215	23	48.9	19	42 89.4
12)	Cleveland	54	230	27	50.0	14	41 75.9
13)	New York Jets	57	255	29	50.9	17	46 80.7
14)	Atlanta	52	237	27	51.9	16	43 82.7
15)	Philadelphia	36	167	19	52.8	12	31 86.1
16)	San Diego	53	229	28	52.8	12	40 75.5
17)	Seattle	51	253	27	52.9	21	48 94.1
18)	Carolina	49	228	26	53.1	16	42 85.7
19)	Kansas City	67	310	36	53.7	20	56 83.6
20)	Chicago	55	260	30	54.5	17	47 85.5
21)	Washington	42	209	23	54.8	16	39 92.9
22)	Tampa Bay	36	189	20	55.6	16	36 100.0
23)	Green Bay	51	248	29	56.9	15	44 86.3
24)	Oakland	54	264	31	57.4	15	46 85.2
25)	Jacksonville	53	264	31	58.5	16	47 88.7
26)	Cincinnati	49	251	29	59.2	17	46 93.9
27)	Denver	60	308	36	60.0	19	55 91.7
28)	Arizona	55	279	35	63.6	12	47 85.5
29)	Houston	47	250	30	63.8	13	43 91.5
30)	St. Louis	53	280	34	64.2	14	48 90.6
31)	New England	45	245	30	66.7	12	42 93.3
32)	Detroit	64	340	43	67.2	13	56 87.5

AFC / OFFENSE/TEAMS: FIRST DOWNS, THIRD DOWNS, FOURTH DOWNS

Rank	Team	FIRST DOWNS				THIRD DOWNS			FOURTH DOWNS		
		Total	Rush	Pass	Pen	Made	Att	Pct	Made	Att	Pct
1)	New England	356	145	186	25	96	222	43.2	17	22	77.3
2)	Denver	354	103	223	28	95	200	47.5	4	10	40.0
3)	Houston	340	106	210	24	83	197	42.1	14	23	60.9
4)	Indianapolis	321	80	220	21	101	201	50.2	11	16	68.8
5)	Jacksonville	312	107	183	22	87	213	40.8	14	24	58.3
6t)	Miami	308	111	184	13	71	192	37.0	10	15	66.7
6t)	New York Jets	308	94	186	28	81	197	41.1	9	16	56.3
8)	San Diego	301	92	191	18	89	194	45.9	8	11	72.7
9)	Baltimore	300	132	147	21	95	232	40.9	7	11	63.6
10)	Pittsburgh	290	93	179	18	92	224	41.1	3	12	25.0
11)	Buffalo	287	107	167	13	81	203	39.9	7	16	43.8
12)	Kansas City	273	94	161	18	82	214	38.3	7	18	38.9
13)	Tennessee	268	108	143	17	78	216	36.1	5	11	45.5
14)	Cincinnati	245	80	145	20	82	236	34.7	7	14	50.0
15)	Cleveland	233	84	127	22	72	212	34.0	6	14	42.9
16)	Oakland	225	87	123	15	61	214	28.5	9	21	42.9
Totals		4721	1623	2775	323	1346	3367	40.0	138	254	54.3

AFC / DEFENSE/OPPONENTS: FIRST DOWNS, THIRD DOWNS, FOURTH DOWNS

Rank	Team	FIRST DOWNS				THIRD DOWNS			FOURTH DOWNS		
		Total	Rush	Pass	Pen	Made	Att	Pct	Made	Att	Pct
1)	Baltimore	228	58	152	18	71	212	33.5	3	16	18.8
2)	Pittsburgh	240	73	149	18	71	226	31.4	10	21	47.6
3)	New England	268	78	176	14	91	205	44.4	2	10	20.0
4)	Tennessee	276	81	166	29	79	226	35.0	8	18	44.4
5)	Jacksonville	289	98	166	25	82	200	41.0	5	11	45.5
6)	Buffalo	293	113	167	13	73	202	36.1	8	16	50.0
7t)	Cincinnati	296	106	169	21	93	218	42.7	5	11	45.5
7t)	Miami	296	96	173	27	79	209	37.8	11	19	57.9
9)	Houston	300	114	167	19	74	188	39.4	10	13	76.9
10)	Indianapolis	305	119	165	21	100	211	47.4	3	7	42.9
11t)	Cleveland	315	125	176	14	95	207	45.9	11	17	64.7
11t)	New York Jets	315	86	209	20	81	210	38.6	13	18	72.2
13)	Oakland	325	129	166	30	103	232	44.4	9	13	69.2
14)	Denver	327	122	186	19	89	202	44.1	10	18	55.6
15)	San Diego	339	98	213	28	84	207	40.6	13	24	54.2
16)	Kansas City	344	133	195	16	100	211	47.4	6	14	42.9
Totals		4756	1629	2795	332	1365	3366	40.6	127	246	51.6



32) Detroit	350	147	188	15	90	197	45.7	6	10	60.0
Totals	9433	3250	5533	650	2663	6745	39.5	260	491	53.0

AFC / FIRST-DOWN PLAYS BY TEAMS

Rank	Team	Yds/Play	Plays	Yards
1)	Houston	6.43	465	2989
2)	Miami	6.19	436	2700
3)	Denver	5.87	467	2743
4)	San Diego	5.79	417	2416
5)	Buffalo	5.73	427	2448
6)	New York Jets	5.25	435	2282
7)	Jacksonville	5.16	440	2272
8)	Oakland	5.15	383	1972
9)	Tennessee	5.13	415	2128
10)	Indianapolis	5.09	423	2154
11)	New England	5.02	479	2405
12)	Kansas City	4.90	407	1994
13)	Pittsburgh	4.86	442	2148
14)	Baltimore	4.68	450	2108
15)	Cleveland	4.58	383	1756
16)	Cincinnati	4.28	408	1746
	TOTAL	5.27	6877	36261

AFC / FIRST-DOWN PLAYS BY OPPONENTS

Rank	Team	Yds/Play	Plays	Yards
1)	Pittsburgh	3.93	405	1590
2)	Cincinnati	4.60	434	1996
3)	Baltimore	5.01	394	1972
4)	Indianapolis	5.03	426	2143
5)	Tennessee	5.03	434	2184
6)	New York Jets	5.08	453	2303
7)	Oakland	5.21	456	2378
8)	Miami	5.23	427	2235
9)	New England	5.40	399	2154
10)	San Diego	5.59	458	2561
11)	Denver	5.67	444	2516
12)	Cleveland	5.86	447	2620
13)	Buffalo	5.95	432	2569
14)	Kansas City	6.01	472	2838
15)	Jacksonville	6.06	413	2501
16)	Houston	6.07	423	2567
	TOTAL	5.37	6917	37127

NFC / FIRST-DOWN PLAYS BY TEAMS

Rank	Team	Yds/Play	Plays	Yards
1)	New Orleans	6.14	472	2900
2)	Carolina	5.94	423	2512
3)	Atlanta	5.86	439	2571
4)	Arizona	5.85	452	2645
5)	Green Bay	5.75	433	2488
6)	New York Giants	5.72	461	2637
7)	Tampa Bay	5.49	449	2463
8)	Minnesota	5.43	440	2388
9)	Dallas	5.39	429	2313
10)	San Francisco	5.22	434	2265
11)	Philadelphia	4.99	467	2331
12)	Chicago	4.99	427	2131
13)	Seattle	4.98	402	2002
14)	Detroit	4.97	388	1927
15)	St. Louis	4.93	416	2049
16)	Washington	4.76	440	2096
	TOTAL	5.41	6972	37718

NFC / FIRST-DOWN PLAYS BY OPPONENTS

Rank	Team	Yds/Play	Plays	Yards
1)	Philadelphia	4.12	411	1694
2)	New York Giants	4.68	399	1866
3)	San Francisco	4.86	437	2122
4)	Arizona	4.97	435	2160
5)	New Orleans	4.99	429	2140
6)	Carolina	5.01	443	2220
7)	Washington	5.09	400	2037
8)	Minnesota	5.13	409	2097
9)	Chicago	5.26	478	2515
10)	Dallas	5.28	420	2217
11)	Green Bay	5.40	430	2323
12)	Seattle	5.51	464	2558
13)	Atlanta	5.56	444	2468
14)	Tampa Bay	5.79	410	2374
15)	St. Louis	6.33	453	2868
16)	Detroit	6.79	470	3193
	TOTAL	5.32	6932	36852

NFL / FIRST-DOWN PLAYS BY TEAMS

Rank	Team	Yds/Play	Plays	Yards
1)	Houston	6.43	465	2989
2)	Miami	6.19	436	2700
3)	New Orleans	6.14	472	2900
4)	Carolina	5.94	423	2512
5)	Denver	5.87	467	2743
6)	Atlanta	5.86	439	2571
7)	Arizona	5.85	452	2645
8)	San Diego	5.79	417	2416
9)	Green Bay	5.75	433	2488
10)	Buffalo	5.73	427	2448
11)	New York Giants	5.72	461	2637
12)	Tampa Bay	5.49	449	2463
13)	Minnesota	5.43	440	2388
14)	Dallas	5.39	429	2313
15)	New York Jets	5.25	435	2282
16)	San Francisco	5.22	434	2265
17)	Jacksonville	5.16	440	2272
18)	Oakland	5.15	383	1972
19)	Tennessee	5.13	415	2128
20)	Indianapolis	5.09	423	2154
21)	New England	5.02	479	2405
22)	Philadelphia	4.99	467	2331
23)	Chicago	4.99	427	2131
24)	Seattle	4.98	402	2002
25)	Detroit	4.97	388	1927
26)	St. Louis	4.93	416	2049
27)	Kansas City	4.90	407	1994



28)	Pittsburgh	4.86	442	2148
29)	Washington	4.76	440	2096
30)	Baltimore	4.68	450	2108
31)	Cleveland	4.58	383	1756
32)	Cincinnati	4.28	408	1746
	TOTAL	5.34	13849	73979

NFL / FIRST-DOWN PLAYS BY OPPONENTS

Rank	Team	Yds/Play	Plays	Yards
1)	Pittsburgh	3.93	405	1590
2)	Philadelphia	4.12	411	1694
3)	Cincinnati	4.60	434	1996
4)	New York Giants	4.68	399	1866
5)	San Francisco	4.86	437	2122
6)	Arizona	4.97	435	2160
7)	New Orleans	4.99	429	2140
8)	Baltimore	5.01	394	1972
9)	Carolina	5.01	443	2220
10)	Indianapolis	5.03	426	2143
11)	Tennessee	5.03	434	2184
12)	New York Jets	5.08	453	2303
13)	Washington	5.09	400	2037
14)	Minnesota	5.13	409	2097
15)	Oakland	5.21	456	2378
16)	Miami	5.23	427	2235
17)	Chicago	5.26	478	2515
18)	Dallas	5.28	420	2217
19)	New England	5.40	399	2154
20)	Green Bay	5.40	430	2323
21)	Seattle	5.51	464	2558
22)	Atlanta	5.56	444	2468
23)	San Diego	5.59	458	2561
24)	Denver	5.67	444	2516
25)	Tampa Bay	5.79	410	2374
26)	Cleveland	5.86	447	2620
27)	Buffalo	5.95	432	2569
28)	Kansas City	6.01	472	2838
29)	Jacksonville	6.06	413	2501
30)	Houston	6.07	423	2567
31)	St. Louis	6.33	453	2868
32)	Detroit	6.79	470	3193
	TOTAL	5.34	13849	73979

AFC / KICKOFFS (Receiving Team)

Rank	Team	TotKO	AdjKO	TB	TB%	EZ	EZ%	OB	I20	Avg.Start
1)	Buffalo	83	80	5	6.3	20	24.1	1	9	32.4
2)	New England	69	65	4	6.2	21	30.4	0	5	30.5
3)	New York Jets	82	76	15	19.7	25	30.5	2	8	29.6
4)	San Diego	77	71	11	15.5	26	33.8	0	8	28.9
5)	Oakland	85	83	5	6.0	20	23.5	1	18	28.8
6)	Tennessee	62	59	7	11.9	23	37.1	0	4	28.3
7)	Cleveland	76	75	16	21.3	28	36.8	1	9	28.0
8)	Cincinnati	80	76	9	11.8	28	35.0	3	9	27.9
9)	Miami	77	76	15	19.7	34	44.2	2	9	26.9
10)	Jacksonville	86	82	10	12.2	25	29.1	0	10	26.0
11)	Kansas City	95	91	13	14.3	35	36.8	0	18	26.0
12)	Pittsburgh	61	61	9	14.8	13	21.3	1	9	25.4
13)	Houston	85	78	7	9.0	29	34.1	0	12	25.1
14)	Baltimore	64	62	13	21.0	28	43.8	1	10	24.7
15)	Denver	96	95	24	25.3	49	51.0	0	18	24.6
16)	Indianapolis	75	73	10	13.7	31	41.3	2	16	24.4
	Totals	1253	1203	173	14.4	435	36.2	14	172	27.3

AFC / KICKOFFS (Kicking Team)

Rank	Team	TotKO	AdjKO	TB	TB%	EZ	EZ%	OB	I20	Avg.Start
1)	Jacksonville	69	61	10	16.4	28	40.6	3	15	24.5
2)	Houston	85	81	9	11.1	28	32.9	0	13	26.2
3)	Buffalo	78	75	10	13.3	23	29.5	2	9	26.4
4)	Oakland	68	66	22	33.3	40	58.8	0	8	26.4
5)	Pittsburgh	82	80	9	11.3	23	28.0	1	12	26.4
6)	Indianapolis	81	76	8	10.5	42	51.9	0	10	26.5
7)	Tennessee	85	84	22	26.2	45	52.9	1	11	26.5
8)	New York Jets	84	80	7	8.8	22	26.2	0	10	26.7
9)	New England	95	93	17	18.3	31	32.6	1	19	27.1
10)	Denver	84	81	19	23.5	43	51.2	1	14	27.7
11)	Cleveland	66	64	12	18.8	25	37.9	0	8	27.8
12)	Cincinnati	58	56	9	16.1	16	27.6	1	8	28.1
13)	San Diego	96	93	8	8.6	21	21.9	0	15	28.4
14)	Baltimore	85	85	9	10.6	24	28.2	0	12	28.7
15)	Miami	77	74	7	9.5	24	31.2	1	7	29.8
16)	Kansas City	68	63	4	6.3	15	22.1	1	8	31.9
	Totals	1261	1212	182	15.0	450	37.1	12	179	27.4

Note: Average team drive start DOES NOT include onside kicks or kickoffs at the end of a half unless either kickoff is returned for a touchdown. All other kickoffs (returned kickoffs, fair catches, touchback and kickoffs out of bounds) are included. Kickoffs resulting in the kicking team retaining possession are not included.

ADJ KO: Adjusted kickoffs are used to compute the Avg. Team Drive Start.

I20: The number of drives that start inside (not including) the 20 yd line.

NFC / KICKOFFS (Receiving Team)

Rank	Team	TotKO	AdjKO	TB	TB%	EZ	EZ%	OB	I20	Avg.Start
1)	Chicago	82	80	3	3.8	25	30.5	2	12	32.0
2)	Philadelphia	71	67	6	9.0	15	21.1	4	8	29.4
3)	Washington	68	65	10	15.4	22	32.4	1	8	29.0
4)	Seattle	90	88	10	11.4	32	35.6	2	8	28.9
5)	New York Giants	71	68	14	20.6	30	42.3	0	6	28.1
6)	San Francisco	90	87	13	14.9	27	30.0	1	13	27.8
7)	Atlanta	72	69	11	15.9	26	36.1	1	9	27.5
8)	New Orleans	90	85	22	25.9	40	44.4	2	10	27.2
9)	Tampa Bay	78	75	16	21.3	38	48.7	0	10	27.1
10)	Arizona	87	83	9	10.8	30	34.5	1	16	26.4
11)	Dallas	89	82	12	14.6	30	33.7	2	13	26.4
12)	Minnesota	78	73	14	19.2	30	38.5	1	9	26.4
13)	Green Bay	81	77	8	10.4	24	29.6	3	18	26.1
14)	Carolina	76	74	15	20.3	32	42.1	0	9	25.8
15)	Detroit	104	104	20	19.2	49	47.1	1	15	25.1
16)	St. Louis	96	94	15	16.0	41	42.7	1	18	23.8
	Totals	1323	1271	198	15.6	491	38.6	22	182	27.2



NFC / KICKOFFS (Kicking Team)

Rank	Team	TotKO	AdjKO	TB	TB%	EZ	EZ%	OB	I20	Avg.Start
1)	Atlanta	87	86	16	18.6	39	44.8	0	18	24.6
2)	Carolina	90	87	30	34.5	52	57.8	1	10	24.7
3)	Detroit	67	63	7	11.1	35	52.2	2	15	25.5
4)	Seattle	71	67	22	32.8	39	54.9	0	6	25.6
5)	Washington	68	65	9	13.8	23	33.8	4	12	25.7
6)	St. Louis	66	62	8	12.9	33	50.0	1	12	25.7
7)	San Francisco	80	75	9	12.0	26	32.5	1	11	26.5
8)	Philadelphia	92	90	17	18.9	30	32.6	0	12	26.5
9)	Tampa Bay	82	80	6	7.5	16	19.5	1	10	27.2
10)	Arizona	90	84	15	17.9	50	55.6	1	8	27.7
11)	Green Bay	95	92	17	18.5	40	42.1	3	9	27.8
12)	Chicago	79	78	9	11.5	26	32.9	0	14	28.1
13)	Minnesota	85	82	6	7.3	24	28.2	1	11	28.1
14)	New Orleans	93	90	14	15.6	29	31.2	2	10	28.4
15)	Dallas	77	71	0	0.0	8	10.4	5	12	29.3
16)	New York Giants	93	90	4	4.4	6	6.5	2	5	30.7
	Totals	1315	1262	189	15.0	476	37.7	24	175	27.1

Note: Average team drive start DOES NOT include onside kicks or kickoffs at the end of a half unless either kickoff is returned for a touchdown. All other kickoffs (returned kickoffs, fair catches, touchback and kickoffs out of bounds) are included. Kickoffs resulting in the kicking team retaining possession are not included.

ADJ KO: Adjusted kickoffs are used to compute the Avg. Team Drive Start.

I20: The number of drives that start inside (not including) the 20 yd line.

NFL / KICKOFFS (Receiving Team)

Rank	Team	TotKO	AdjKO	TB	TB%	EZ	EZ%	OB	I20	Avg.Start
1)	Buffalo	83	80	5	6.3	20	24.1	1	9	32.4
2)	Chicago	82	80	3	3.8	25	30.5	2	12	32.0
3)	New England	69	65	4	6.2	21	30.4	0	5	30.5
4)	New York Jets	82	76	15	19.7	25	30.5	2	8	29.6
5)	Philadelphia	71	67	6	9.0	15	21.1	4	8	29.4
6)	Washington	68	65	10	15.4	22	32.4	1	8	29.0
7)	Seattle	90	88	10	11.4	32	35.6	2	8	28.9
8)	San Diego	77	71	11	15.5	26	33.8	0	8	28.9
9)	Oakland	85	83	5	6.0	20	23.5	1	18	28.8
10)	Tennessee	62	59	7	11.9	23	37.1	0	4	28.3
11)	New York Giants	71	68	14	20.6	30	42.3	0	6	28.1
12)	Cleveland	76	75	16	21.3	28	36.8	1	9	28.0
13)	Cincinnati	80	76	9	11.8	28	35.0	3	9	27.9
14)	San Francisco	90	87	13	14.9	27	30.0	1	13	27.8
15)	Atlanta	72	69	11	15.9	26	36.1	1	9	27.5
16)	New Orleans	90	85	22	25.9	40	44.4	2	10	27.2
17)	Tampa Bay	78	75	16	21.3	38	48.7	0	10	27.1
18)	Miami	77	76	15	19.7	34	44.2	2	9	26.9
19)	Arizona	87	83	9	10.8	30	34.5	1	16	26.4
20)	Dallas	89	82	12	14.6	30	33.7	2	13	26.4
21)	Minnesota	78	73	14	19.2	30	38.5	1	9	26.4
22)	Green Bay	81	77	8	10.4	24	29.6	3	18	26.1
23)	Jacksonville	86	82	10	12.2	25	29.1	0	10	26.0
24)	Kansas City	95	91	13	14.3	35	36.8	0	18	26.0
25)	Carolina	76	74	15	20.3	32	42.1	0	9	25.8
26)	Pittsburgh	61	61	9	14.8	13	21.3	1	9	25.4
27)	Houston	85	78	7	9.0	29	34.1	0	12	25.1
28)	Detroit	104	104	20	19.2	49	47.1	1	15	25.1
29)	Baltimore	64	62	13	21.0	28	43.8	1	10	24.7
30)	Denver	96	95	24	25.3	49	51.0	0	18	24.6
31)	Indianapolis	75	73	10	13.7	31	41.3	2	16	24.4
32)	St. Louis	96	94	15	16.0	41	42.7	1	18	23.8
	Totals	2576	2474	371	15.0	926	37.4	36	354	27.3

Note: Average opponent drive start DOES NOT include onside kicks or kickoffs at the end of a half unless either kickoff is returned for a touchdown. All other kickoffs (returned kickoffs, fair catches, touchback and kickoffs out of bounds) are included. Kickoffs resulting in the kicking team retaining possession are not included.

ADJ KO: Adjusted kickoffs are used to compute the Avg. Team Drive Start.

I20: The number of drives that start inside (not including) the 20 yd line.

NFL / KICKOFFS (Kicking Team)

Rank	Team	TotKO	AdjKO	TB	TB%	EZ	EZ%	OB	I20	Avg.Start
1)	Jacksonville	69	61	10	16.4	28	40.6	3	15	24.5
2)	Atlanta	87	86	16	18.6	39	44.8	0	18	24.6
3)	Carolina	90	87	30	34.5	52	57.8	1	10	24.7
4)	Detroit	67	63	7	11.1	35	52.2	2	15	25.5
5)	Seattle	71	67	22	32.8	39	54.9	0	6	25.6
6)	Washington	68	65	9	13.8	23	33.8	4	12	25.7
7)	St. Louis	66	62	8	12.9	33	50.0	1	12	25.7
8)	Houston	85	81	9	11.1	28	32.9	0	13	26.2
9)	Buffalo	78	75	10	13.3	23	29.5	2	9	26.4
10)	Oakland	68	66	22	33.3	40	58.8	0	8	26.4
11)	Pittsburgh	82	80	9	11.3	23	28.0	1	12	26.4
12)	San Francisco	80	75	9	12.0	26	32.5	1	11	26.5
13)	Indianapolis	81	76	8	10.5	42	51.9	0	10	26.5
14)	Philadelphia	92	90	17	18.9	30	32.6	0	12	26.5
15)	Tennessee	85	84	22	26.2	45	52.9	1	11	26.5
16)	New York Jets	84	80	7	8.8	22	26.2	0	10	26.7
17)	New England	95	93	17	18.3	31	32.6	1	19	27.1
18)	Tampa Bay	82	80	6	7.5	16	19.5	1	10	27.2
19)	Arizona	90	84	15	17.9	50	55.6	1	8	27.7
20)	Denver	84	81	19	23.5	43	51.2	1	14	27.7
21)	Green Bay	95	92	17	18.5	40	42.1	3	9	27.8
22)	Cleveland	66	64	12	18.8	25	37.9	0	8	27.8
23)	Chicago	79	78	9	11.5	26	32.9	0	14	28.1
24)	Cincinnati	58	56	9	16.1	16	27.6	1	8	28.1
25)	Minnesota	85	82	6	7.3	24	28.2	1	11	28.1
26)	San Diego	96	93	8	8.6	21	21.9	0	15	28.4
27)	New Orleans	93	90	14	15.6	29	31.2	2	10	28.4
28)	Baltimore	85	85	9	10.6	24	28.2	0	12	28.7
29)	Dallas	77	71	0	0.0	8	10.4	5	12	29.3
30)	Miami	77	74	7	9.5	24	31.2	1	7	29.8
31)	New York Giants	93	90	4	4.4	6	6.5	2	5	30.7
32)	Kansas City	68	63	4	6.3	15	22.1	1	8	31.9
	Totals	2576	2474	371	15.0	926	37.4	36	354	27.3

Note: Average team drive start DOES NOT include onside kicks or kickoffs at the end of a half unless either kickoff is returned for a touchdown. All other kickoffs (returned kickoffs, fair catches, touchback and kickoffs out of bounds) are included. Kickoffs resulting in the kicking team retaining possession are not included.

ADJ KO: Adjusted kickoffs are used to compute the Avg. Team Drive Start.



I20: The number of drives that start inside (not including) the 20 yd line.

AFC / SINGLE-GAME HIGHS / PLAYERS

Most Points-- 24, R. Brown, Miami at N.E., 9/21, (4 td, 0 fg, 0 xp, 0 2pt)
Passing Yards-- 447, Cutler, Denv. at Clev., 11/6, (24-42, 447, 3 td, 1 int)
Longest Pass-- 93, Cutler, Denv. at Clev., 11/6, (to Royal, Eddie, td)
Passing Touchdowns-- 6, Favre, NY-J vs. Ariz., 9/28, (24-34, 289, 6 td, 1 int)
Rushing Yards-- 198, L. Johnson, K.C. vs. Denv., 9/28, (28-198, 2 td)
Rushing Attempts-- 38, Benson, Cin. at Clev., 12/21, (38-171, 0 td)
Longest Rush-- 82, L. McClain, Balt. at Dal., 12/20, td
Receptions-- 18, Marshall, Denv. vs. S.D., 9/14, (18-166, 1 td)
Receiving Yards-- 207, A. Johnson, Hou. vs. Tenn., 12/14, (11-207, 1 td)
Kickoff Return Yards-- 237, Hobbs, N.E. vs. Miami, 9/21, (6-237, 0 td)
Kickoff Return Yards-- 237, Cribbs, Clev. vs. Balt., 11/2, (7-237, 1 td)
Kickoff Returns-- 8, (3 times in Non-Overtime Games)
Longest Kickoff Return-- 103, Sproles, S.D. at Denv., 9/14, td
Punt Return Yards-- 120, Parrish, Buff. vs. Sea., 9/7, (6-120, 0 fc, 1 td)
Punt Returns-- 7, Higgins, Oak. vs. Car., 11/9, (7-17, 1 fc, 0 td)
Longest Punt Return-- 93, Higgins, Oak. at Miami, 11/16, td
Interceptions-- 3, Hall, Cin. at Clev., 12/21, (3-87, 1 td)
Longest Interception Return-- 107, Reed, Balt. vs. Phil., 11/23, td
Sacks-- 4.0, Porter, Miami at N.E., 9/21
Scrimmage Yards-- 207, A. Johnson, Hou. vs. Tenn., 12/14, (Rush 0-0, Rec 11-207)
Longest Punt-- 75, Hentrich, Tenn. vs. Ind., 10/27
Punts-- 11, Larson, Cin. vs. Phil., 11/16 (OT), (11-397, 36.1)
Punts-- 11, Lechler, Oak. vs. Car., 11/9, (11-556, 50.5)
Punts-- 11, Larson, Cin. vs. Balt., 11/30, (11-480, 43.6)
Field Goals Made-- 5, Dawson, Clev. at Buff., 11/17, (5-5, 56 lg)
Longest Field Goal-- 57, Janikowski, Oak. vs. NY-J, 10/19 (OT)
Longest Field Goal-- 57, Kaeding, S.D. at T.B., 12/21

NFC / SINGLE-GAME HIGHS / PLAYERS

Most Points-- 24, D. Williams, Car. at NY-G, 12/21 (OT), (4 td, 0 fg, 0 xp, 0 2pt)
Most Points-- 24, (3 times in Non-Overtime Games)
Passing Yards-- 472, Warner, Ariz. at NY-J, 9/28, (40-57, 472, 2 td, 3 int)
Longest Pass-- 99, Frerotte, Minn. vs. Chi., 11/30, (to Berrian, Bernard, td)
Passing Touchdowns-- 4, (5 times in Non-Overtime Games)
Rushing Yards-- 220, Turner, Atl. vs. Det., 9/7, (22-220, 2 td)
Rushing Attempts-- 33, Grant, G.B. at Sea., 10/12, (33-90, 0 td)
Rushing Attempts-- 33, Westbrook, Phil. at NY-G, 12/7, (33-131, 1 td)
Longest Rush-- 77, Bradshaw, NY-G vs. Balt., 11/16
Receptions-- 13, Boldin, Ariz. at Sea., 11/16, (13-186, 0 td)
Receiving Yards-- 213, Owens, Dal. vs. S.F., 11/23, (7-213, 1 td)
Kickoff Return Yards-- 247, F. Jones, Dal. vs. Phil., 9/15, (6-247, 1 td)
Kickoff Returns-- 9, Rossum, S.F. vs. Phil., 10/12, (9-194, 0 td)
Kickoff Returns-- 9, Breaston, Ariz. at N.E., 12/21, (9-141, 0 td)
Longest Kickoff Return-- 104, Rossum, S.F. at Ariz., 11/10, td
Punt Return Yards-- 176, Bush, N.O. vs. Minn., 10/6, (5-176, 0 fc, 2 td)
Punt Returns-- 8, D. Jackson, Phil. vs. St.L., 9/7, (8-97, 0 fc, 0 td)
Longest Punt Return-- 82, Berrian, Minn. at Ariz., 12/14, td
Interceptions-- 2, (13 times in Non-Overtime Games)
Longest Interception Return-- 99, Rouse, G.B. vs. Ind., 10/19, td
Longest Interception Return-- 99, Rodgers-Cromarti, Ariz. vs. St.L., 12/7, td
Sacks-- 4.0, K. Williams, Minn. vs. Det., 10/12
Scrimmage Yards-- 226, Turner, Atl. vs. Det., 9/7, (Rush 22-220, Rec 1-6)
Longest Punt-- 82, Lee, S.F. vs. N.E., 10/5
Punts-- 11, Plackemeier, Sea. at Buff., 9/7, (11-450, 40.9)
Punts-- 11, Ryan, Sea. vs. Phil., 11/2, (11-508, 46.2)
Field Goals Made-- 5, Longwell, Minn. vs. Ind., 9/14, (5-6, 53 lg)
Field Goals Made-- 5, Elam, Atl. vs. Chi., 10/12, (5-6, 48 lg)
Longest Field Goal-- 56, Hanson, Det. at Car., 11/16

NFL / SINGLE-GAME HIGHS / PLAYERS

Most Points-- 24, D. Williams, Car. at NY-G, 12/21 (OT), (4 td, 0 fg, 0 xp, 0 2pt)
Most Points-- 24, (4 times in Non-Overtime Games)
Passing Yards-- 472, Warner, Ariz. at NY-J, 9/28, (40-57, 472, 2 td, 3 int)
Longest Pass-- 99, Frerotte, Minn. vs. Chi., 11/30, (to Berrian, Bernard, td)
Passing Touchdowns-- 6, Favre, NY-J vs. Ariz., 9/28, (24-34, 289, 6 td, 1 int)
Rushing Yards-- 220, Turner, Atl. vs. Det., 9/7, (22-220, 2 td)
Rushing Attempts-- 38, Benson, Cin. at Clev., 12/21, (38-171, 0 td)
Longest Rush-- 82, L. McClain, Balt. at Dal., 12/20, td
Receptions-- 18, Marshall, Denv. vs. S.D., 9/14, (18-166, 1 td)
Receiving Yards-- 213, Owens, Dal. vs. S.F., 11/23, (7-213, 1 td)
Kickoff Return Yards-- 247, F. Jones, Dal. vs. Phil., 9/15, (6-247, 1 td)
Kickoff Returns-- 9, Rossum, S.F. vs. Phil., 10/12, (9-194, 0 td)
Kickoff Returns-- 9, Breaston, Ariz. at N.E., 12/21, (9-141, 0 td)
Longest Kickoff Return-- 104, Rossum, S.F. at Ariz., 11/10, td
Punt Return Yards-- 176, Bush, N.O. vs. Minn., 10/6, (5-176, 0 fc, 2 td)
Punt Returns-- 8, D. Jackson, Phil. vs. St.L., 9/7, (8-97, 0 fc, 0 td)
Longest Punt Return-- 93, Higgins, Oak. at Miami, 11/16, td
Interceptions-- 3, Hall, Cin. at Clev., 12/21, (3-87, 1 td)
Longest Interception Return-- 107, Reed, Balt. vs. Phil., 11/23, td
Sacks-- 4.0, Porter, Miami at N.E., 9/21
Sacks-- 4.0, K. Williams, Minn. vs. Det., 10/12
Scrimmage Yards-- 226, Turner, Atl. vs. Det., 9/7, (Rush 22-220, Rec 1-6)
Longest Punt-- 82, Lee, S.F. vs. N.E., 10/5
Punts-- 11, Larson, Cin. vs. Phil., 11/16 (OT), (11-397, 36.1)
Punts-- 11, (4 times in Non-Overtime Games)
Field Goals Made-- 5, (3 times in Non-Overtime Games)
Longest Field Goal-- 57, Janikowski, Oak. vs. NY-J, 10/19 (OT)
Longest Field Goal-- 57, Kaeding, S.D. at T.B., 12/21

300-Yard Passing Games

472, Warner, ARI at NYJ 09/28 (40-57, 2 TD)
447, Cutler, DEN at CLE 11/06 (24-42, 3 TD)
422, Brees, NO at ATL 11/09 (31-58, 2 TD)
421, Brees, NO at DEN 09/21 (39-48, 1 TD)
415, Cassel, NE at MIA 11/23 (30-43, 3 TD)
414, Schaub, HOU at GB 12/07 (28-42, 2 TD)
407, Griese, TB at CHI 09/21 (ot) (38-67, 2 TD)
400, Cassel, NE vs. NYJ 11/13 (ot) (30-51, 3 TD)
395, Warner, ARI at SEA 11/16 (32-44, 1 TD)
386, Brees, NO vs. CAR 12/28 (30-49, 4 TD)
381, Warner, ARI at CAR 10/26 (35-49, 2 TD)
379, Schaub, HOU vs. MIA 10/12 (22-42, 1 TD)
377, Rivers, SD at DEN 09/14 (21-33, 3 TD)
364, Manning, IND at JAX 12/18 (29-34, 3 TD)
363, Brees, NO vs. SF 09/28 (23-35, 3 TD)
361, Cutler, DEN at KC 09/28 (29-49, 1 TD)
361, McNabb, PHI vs. STL 09/07 (21-33, 3 TD)
361, Warner, ARI vs. MIA 09/14 (19-24, 3 TD)
359, Cutler, DEN vs. BUF 12/21 (25-45, 0 TD)
357, Cutler, DEN at NYJ 11/30 (27-43, 2 TD)



351, Brees, NO at DET 12/21 (30-40, 2 TD)
351, Warner, ARI vs. NYG 11/23 (32-52, 1 TD)
350, Cutler, DEN vs. SD 09/14 (36-50, 4 TD)
349, McNabb, PHI at SEA 11/02 (28-43, 2 TD)
346, Rivers, SD at KC 12/14 (34-48, 2 TD)
345, Cassel, NE vs. ARI 12/21 (20-36, 3 TD)
343, Brees, NO vs. TB 09/07 (23-32, 3 TD)
343, Warner, ARI at STL 11/02 (22-33, 2 TD)
341, Pennington, MIA vs. NE 11/23 (24-41, 3 TD)
341, Romo, DAL vs. SF 11/23 (23-39, 3 TD)
341, Rivers, SD at NO 10/26 (25-40, 3 TD)
339, McNabb, PHI at CIN 11/16 (ot) (28-58, 1 TD)
339, Garcia, TB at KC 11/02 (ot) (31-43, 1 TD)
339, Brees, NO vs. SD 10/26 (30-41, 3 TD)
334, Orton, CHI at DET 10/05 (24-34, 2 TD)
331, Romo, DAL vs. SEA 11/27 (22-34, 3 TD)
330, Brees, NO vs. MIN 10/06 (26-46, 1 TD)
329, Roethlisberger, PIT at TEN 12/21 (25-39, 2 TD)
329, Garrard, JAX vs. IND 12/18 (28-41, 1 TD)
328, Warner, ARI vs. SF 11/10 (32-42, 3 TD)
328, Schaub, HOU vs. CHI 12/28 (27-36, 2 TD)
328, J. Campbell, WAS at DET 10/26 (23-28, 1 TD)
328, Rodgers, GB at DET 09/14 (24-38, 3 TD)
323, Brees, NO vs. GB 11/24 (20-26, 4 TD)
321, Romo, DAL at ARI 10/12 (ot) (24-38, 3 TD)
321, Garcia, TB at CAR 12/08 (24-38, 2 TD)
321, O'Sullivan, SF at SEA 09/14 (ot) (20-32, 1 TD)
321, J. Campbell, WAS vs. NO 09/14 (24-36, 1 TD)
320, Thigpen, KC vs. MIA 12/21 (20-41, 2 TD)
320, Manning, IND vs. HOU 11/16 (30-46, 2 TD)
320, Romo, DAL at CLE 09/07 (24-32, 1 TD)
320, Brees, NO vs. OAK 10/12 (26-30, 3 TD)
318, Manning, IND vs. DET 12/14 (28-37, 1 TD)
317, Garrard, JAX vs. MIN 11/23 (27-45, 1 TD)
316, Cutler, DEN at SD 12/28 (33-49, 1 TD)
316, Rivers, SD vs. KC 11/09 (27-36, 2 TD)
315, Ryan, ATL at NO 12/07 (24-33, 1 TD)
314, Pennington, MIA vs. BUF 10/26 (22-30, 1 TD)
314, Rodgers, GB at TEN 11/02 (ot) (22-41, 1 TD)
313, Rodgers, GB vs. ATL 10/05 (25-37, 3 TD)
312, Romo, DAL vs. PHI 09/15 (21-30, 3 TD)
311, Manning, IND at MIN 09/14 (26-42, 1 TD)
310, Garcia, TB vs. SEA 10/19 (27-36, 1 TD)
310, Anderson, CLE vs. NYG 10/13 (18-29, 2 TD)
309, Roethlisberger, PIT at JAX 10/05 (26-41, 3 TD)
308, Rodgers, GB vs. DET 12/28 (21-31, 3 TD)
308, Roethlisberger, PIT vs. SD 11/16 (31-41, 0 TD)
307, Cutler, DEN vs. MIA 11/02 (24-46, 2 TD)
307, Schaub, HOU at JAX 09/28 (ot) (29-40, 3 TD)
306, Rivers, SD vs. NE 10/12 (18-27, 3 TD)
305, Manning, NYG at WAS 11/30 (21-34, 1 TD)
304, Bulger, STL at NE 10/26 (18-34, 1 TD)
303, S. Hill, SF at DAL 11/23 (21-33, 2 TD)
301, Ryan, ATL vs. CHI 10/12 (22-30, 1 TD)
300, Cutler, DEN at OAK 09/08 (16-24, 2 TD)
300, Romo, DAL vs. WAS 09/28 (28-47, 3 TD)

100-Yard Receiving Games

213, Owens, DAL vs. SF 11/23 (7 rec., 1 TD)
207, A. Johnson, HOU vs. TEN 12/14 (11 rec., 1 TD)
200, A. Bryant, TB at CAR 12/08 (9 rec., 2 TD)
186, Boldin, ARI at SEA 11/16 (13 rec., 0 TD)
178, A. Johnson, HOU vs. MIA 10/12 (10 rec., 1 TD)
175, Ginn, MIA vs. BUF 10/26 (7 rec., 0 TD)
168, St. Smith, CAR at ATL 11/23 (8 rec., 0 TD)
167, Jennings, GB at DET 09/14 (6 rec., 0 TD)
166, Marshall, DEN vs. SD 09/14 (18 rec., 1 TD)
165, St. Smith, CAR vs. DEN 12/14 (9 rec., 1 TD)
164, Moss, WAS vs. NO 09/14 (7 rec., 1 TD)
164, Clayton, BAL at CIN 11/30 (5 rec., 1 TD)
164, Royal, DEN at CLE 11/06 (6 rec., 1 TD)
164, White, ATL at NO 12/07 (10 rec., 0 TD)
163, Avery, STL at NE 10/26 (6 rec., 1 TD)
155, Marshall, DEN vs. NO 09/21 (6 rec., 1 TD)
154, Edwards, CLE vs. NYG 10/13 (5 rec., 1 TD)
154, C. Johnson, DET at HOU 10/19 (2 rec., 1 TD)
153, Fitzgerald, ARI vs. MIA 09/14 (6 rec., 0 TD)
153, Bruce, SF at SEA 09/14 (ot) (4 rec., 0 TD)
151, Fitzgerald, ARI at SEA 11/16 (10 rec., 0 TD)
149, Houshmandzadeh, CIN vs. PHI 11/16 (ot) (12 rec., 1 TD)
148, Jackson, SD vs. OAK 12/04 (5 rec., 1 TD)
148, A. Johnson, HOU vs. CHI 12/28 (10 rec., 2 TD)
147, Muhammad, CAR vs. ATL 09/28 (8 rec., 1 TD)
147, Gage, TEN at JAX 11/16 (4 rec., 2 TD)
146, Walter, HOU at GB 12/07 (6 rec., 1 TD)
146, Houshmandzadeh, CIN at NYG 09/21 (ot) (12 rec., 1 TD)
146, Royal, DEN at OAK 09/08 (9 rec., 1 TD)
145, Moss, WAS at DAL 09/28 (8 rec., 0 TD)
143, A. Johnson, HOU vs. CIN 10/26 (11 rec., 0 TD)
142, Clark, IND vs. DET 12/14 (12 rec., 1 TD)
141, A. Johnson, HOU vs. DET 10/19 (11 rec., 0 TD)
140, Moss, WAS at DET 10/26 (9 rec., 1 TD)
140, Boldin, ARI vs. MIA 09/14 (6 rec., 3 TD)
140, Colston, NO at ATL 11/09 (7 rec., 0 TD)
138, Cobbs, MIA at HOU 10/12 (3 rec., 2 TD)
138, A. Bryant, TB at CHI 09/21 (ot) (10 rec., 0 TD)
137, D. Mason, BAL at PIT 09/29 (ot) (8 rec., 0 TD)
137, Gonzalez, IND at MIN 09/14 (9 rec., 0 TD)
136, Driver, GB at TEN 11/02 (ot) (7 rec., 1 TD)
136, Shiancoe, MIN vs. ATL 12/21 (7 rec., 2 TD)
136, D. Mason, BAL at CLE 11/02 (9 rec., 1 TD)
134, Welker, NE at SEA 12/07 (12 rec., 0 TD)
134, St. Smith, CAR at NO 12/28 (5 rec., 0 TD)
134, Jackson, SD vs. NE 10/12 (5 rec., 1 TD)
133, Daniels, HOU at MIN 11/02 (11 rec., 0 TD)
133, Burress, NYG vs. WAS 09/04 (10 rec., 0 TD)
132, White, ATL at GB 10/05 (8 rec., 1 TD)
132, Jones, GB at JAX 12/14 (4 rec., 0 TD)
131, A. Johnson, HOU vs. IND 10/05 (9 rec., 1 TD)
131, Celek, PHI at SEA 11/02 (6 rec., 0 TD)
131, Berrian, MIN vs. DET 10/12 (5 rec., 1 TD)
130, Fitzgerald, ARI vs. SEA 12/28 (5 rec., 2 TD)
129, Marshall, DEN vs. BUF 12/21 (10 rec., 0 TD)
129, C. Johnson, DET vs. GB 09/14 (6 rec., 2 TD)
128, Barber, DAL at ARI 10/12 (ot) (11 rec., 1 TD)
128, Clayton, BAL vs. JAX 12/28 (4 rec., 0 TD)



127, A. Bryant, TB vs. SD 12/21 (6 rec., 1 TD)
127, Northcutt, JAX vs. GB 12/14 (5 rec., 1 TD)
125, Moss, NE at MIA 11/23 (8 rec., 3 TD)
125, Bruce, SF at DAL 11/23 (8 rec., 1 TD)
124, Lloyd, CHI vs. TB 09/21 (ot) (6 rec., 1 TD)
124, Breaston, ARI vs. SF 11/10 (7 rec., 0 TD)
124, Ward, PIT vs. SD 11/16 (11 rec., 0 TD)
123, Colston, NO vs. CAR 12/28 (7 rec., 1 TD)
122, Berrian, MIN vs. CHI 11/30 (4 rec., 1 TD)
122, Fitzgerald, ARI at NYJ 09/28 (8 rec., 0 TD)
122, St. Smith, CAR vs. NO 10/19 (6 rec., 1 TD)
122, Breaston, ARI at NYJ 09/28 (9 rec., 0 TD)
120, Battle, SF at NO 09/28 (7 rec., 0 TD)
120, Welker, NE at MIA 11/23 (8 rec., 0 TD)
119, Boldin, ARI at NYJ 09/28 (10 rec., 1 TD)
119, White, ATL vs. KC 09/21 (5 rec., 1 TD)
118, Wayne, IND vs. BAL 10/12 (8 rec., 1 TD)
117, St. Smith, CAR vs. TB 12/08 (9 rec., 1 TD)
117, M. Jones, JAX vs. CLE 10/26 (8 rec., 1 TD)
117, St. Smith, CAR vs. ARI 10/26 (5 rec., 2 TD)
116, Hillis, DEN vs. MIA 11/02 (7 rec., 1 TD)
116, Weaver, SEA at SF 10/26 (4 rec., 2 TD)
116, A. Johnson, HOU at CLE 11/23 (10 rec., 0 TD)
116, Moss, NE vs. KC 09/07 (6 rec., 1 TD)
116, Evans, BUF at MIA 10/26 (7 rec., 0 TD)
115, Jennings, GB vs. DAL 09/21 (8 rec., 0 TD)
115, Moore, NO vs. GB 11/24 (5 rec., 2 TD)
115, Fitzgerald, ARI at CAR 10/26 (7 rec., 0 TD)
115, A. Bryant, TB vs. SEA 10/19 (6 rec., 1 TD)
115, A. Bryant, TB at KC 11/02 (ot) (8 rec., 1 TD)
115, Austin, DAL at GB 09/21 (2 rec., 1 TD)
115, Witten, DAL vs. SEA 11/27 (9 rec., 1 TD)
114, Wayne, IND at PIT 11/09 (6 rec., 1 TD)
113, Gonzalez, KC vs. BUF 11/23 (10 rec., 1 TD)
113, White, ATL at PHI 10/26 (8 rec., 2 TD)
113, Gonzalez, KC at SD 11/09 (10 rec., 2 TD)
113, Jones-Drew, JAX vs. MIN 11/23 (9 rec., 0 TD)
112, Ward, PIT vs. IND 11/09 (8 rec., 0 TD)
112, St. Smith, CAR at TB 10/12 (6 rec., 0 TD)
112, A. Johnson, HOU at PIT 09/07 (10 rec., 0 TD)
112, White, ATL vs. CHI 10/12 (9 rec., 1 TD)
112, Bush, NO vs. TB 09/07 (8 rec., 1 TD)
112, White, ATL at SD 11/30 (6 rec., 0 TD)
111, Winslow, CLE vs. DEN 11/06 (10 rec., 2 TD)
111, Camarillo, MIA at DEN 11/02 (11 rec., 0 TD)
111, Driver, GB vs. DET 12/28 (6 rec., 1 TD)
111, Daniels, HOU at OAK 12/21 (7 rec., 0 TD)
111, Jackson, SD at TB 12/21 (7 rec., 0 TD)
111, Moss, NE at SF 10/05 (5 rec., 1 TD)
110, Gonzalez, KC at OAK 11/30 (8 rec., 0 TD)
110, C. Johnson, DET at IND 12/14 (9 rec., 1 TD)
110, Berrian, MIN at NO 10/06 (6 rec., 1 TD)
110, D. Jackson, PHI at DAL 09/15 (6 rec., 0 TD)
110, Witten, DAL vs. PHI 09/15 (7 rec., 0 TD)
110, Evans, BUF at KC 11/23 (5 rec., 0 TD)
109, Cooley, WAS at PHI 10/05 (8 rec., 1 TD)
109, Ward, PIT at TEN 12/21 (7 rec., 1 TD)
109, Fitzgerald, ARI at WAS 09/21 (7 rec., 1 TD)
109, Jennings, GB at TB 09/28 (6 rec., 2 TD)
108, Welker, NE vs. NYJ 11/13 (ot) (7 rec., 0 TD)
108, Wayne, IND at JAX 12/18 (7 rec., 1 TD)
108, A. Bryant, TB at ATL 12/14 (ot) (8 rec., 1 TD)
107, C. Johnson, DET at ATL 09/07 (7 rec., 0 TD)
107, Mike Walker, JAX vs. PIT 10/05 (6 rec., 0 TD)
107, Ward, PIT at BAL 12/14 (8 rec., 0 TD)
107, Keller, NYJ vs. STL 11/09 (6 rec., 1 TD)
107, Welker, NE vs. BUF 11/09 (9 rec., 0 TD)
106, D. Jackson, PHI vs. STL 09/07 (6 rec., 0 TD)
106, Colston, NO at TB 11/30 (6 rec., 0 TD)
105, Scaife, TEN vs. JAX 09/07 (6 rec., 0 TD)
105, Clark, IND at JAX 12/18 (8 rec., 1 TD)
105, Coles, NYJ vs. ARI 09/28 (8 rec., 3 TD)
105, St. Smith, CAR at GB 11/30 (4 rec., 0 TD)
105, K. Robinson, SEA vs. PHI 11/02 (4 rec., 1 TD)
105, Carlson, SEA at DAL 11/27 (6 rec., 0 TD)
104, Berrian, MIN vs. HOU 11/02 (2 rec., 1 TD)
104, Edwards, CLE at BUF 11/17 (8 rec., 0 TD)
104, Wayne, IND vs. DET 12/14 (7 rec., 0 TD)
104, M. Jones, JAX at HOU 12/01 (8 rec., 0 TD)
104, Gage, TEN vs. PIT 12/21 (5 rec., 1 TD)
104, Lewis, PHI vs. STL 09/07 (5 rec., 0 TD)
104, Royal, DEN at KC 09/28 (9 rec., 0 TD)
104, Henderson, NO vs. MIN 10/06 (4 rec., 1 TD)
103, Bowe, KC at CIN 12/28 (10 rec., 0 TD)
103, Owens, DAL at PHI 12/28 (6 rec., 0 TD)
102, C. Johnson, DET at GB 12/28 (9 rec., 2 TD)
102, Edwards, CLE at PHI 12/15 (5 rec., 0 TD)
102, Moore, NO at KC 11/16 (8 rec., 1 TD)
102, Evans, BUF vs. SEA 09/07 (4 rec., 0 TD)
102, Moss, NE vs. STL 10/26 (7 rec., 0 TD)
102, Charles, KC vs. MIA 12/21 (3 rec., 0 TD)
102, White, ATL vs. DEN 11/16 (5 rec., 0 TD)
102, Breaston, ARI vs. DAL 10/12 (ot) (8 rec., 1 TD)
102, Cotchery, NYJ vs. KC 10/26 (9 rec., 0 TD)
102, Bowe, KC at NYJ 10/26 (6 rec., 0 TD)
102, Baskett, PHI vs. STL 09/07 (2 rec., 1 TD)
102, Hixon, NYG vs. SEA 10/05 (4 rec., 1 TD)
101, Moore, NO vs. SF 09/28 (7 rec., 2 TD)
101, Jennings, GB vs. DET 12/28 (5 rec., 0 TD)
101, Fitzgerald, ARI at NE 12/21 (3 rec., 1 TD)
101, Jennings, GB at NO 11/24 (8 rec., 1 TD)
101, Northcutt, JAX vs. IND 12/18 (8 rec., 1 TD)
101, Avant, PHI vs. CLE 12/15 (5 rec., 0 TD)
100, Evans, BUF at ARI 10/05 (2 rec., 1 TD)

100-Yard Rushing Games

220, Turner, ATL vs. DET 09/07 (22 att., 2 TD)
215, Ward, NYG vs. CAR 12/21 (ot) (15 att., 0 TD)
208, Turner, ATL vs. STL 12/28 (25 att., 1 TD)
198, L. Johnson, KC vs. DEN 09/28 (28 att., 2 TD)
192, Peterson, MIN vs. GB 11/09 (30 att., 1 TD)
186, D. Williams, CAR vs. TB 12/08 (19 att., 2 TD)
178, D. Williams, CAR at NO 12/28 (25 att., 0 TD)
177, Bush, OAK at TB 12/28 (27 att., 2 TD)
175, Portis, WAS vs. CLE 10/19 (27 att., 1 TD)
171, Benson, CIN at CLE 12/21 (38 att., 0 TD)



168, C. Johnson, TEN at KC 10/19 (18 att., 1 TD)
167, Westbrook, PHI vs. ATL 10/26 (22 att., 2 TD)
165, Peterson, MIN at ARI 12/14 (28 att., 0 TD)
164, McPadden, OAK at KC 09/14 (21 att., 1 TD)
161, Jackson, STL at ATL 12/28 (30 att., 2 TD)
160, Peterson, MIN vs. IND 09/14 (29 att., 0 TD)
160, Jackson, STL vs. DAL 10/19 (25 att., 3 TD)
159, Jones, NYJ at OAK 10/19 (ot) (24 att., 0 TD)
156, Slaton, HOU at IND 11/16 (14 att., 1 TD)
154, Rice, BAL at CLE 11/02 (21 att., 0 TD)
152, Turner, ATL vs. TB 12/14 (ot) (32 att., 1 TD)
149, Jones, NYJ vs. STL 11/09 (26 att., 3 TD)
149, White, TEN at KC 10/19 (17 att., 3 TD)
145, Portis, WAS at PHI 10/05 (29 att., 1 TD)
145, Grant, GB vs. CHI 11/16 (25 att., 1 TD)
143, Portis, WAS at SEA 11/23 (29 att., 0 TD)
142, Barber, DAL at GB 09/21 (28 att., 1 TD)
140, J. Jones, SEA vs. STL 09/21 (22 att., 1 TD)
140, D. Williams, CAR at OAK 11/09 (19 att., 1 TD)
139, Peterson, MIN vs. HOU 11/02 (25 att., 1 TD)
139, Forte, CHI at STL 11/23 (21 att., 2 TD)
139, L. McClain, BAL at DAL 12/20 (22 att., 1 TD)
139, Turner, ATL at OAK 11/02 (30 att., 0 TD)
138, Morris, NE vs. DEN 10/20 (16 att., 1 TD)
138, Jones, NYJ vs. DEN 11/30 (16 att., 2 TD)
138, Parker, PIT vs. HOU 09/07 (25 att., 3 TD)
136, Jackson, BUF vs. NE 12/28 (27 att., 0 TD)
136, C. Johnson, TEN vs. CLE 12/07 (19 att., 1 TD)
136, Jacobs, NYG vs. SEA 10/05 (15 att., 2 TD)
134, Lynch, BUF vs. SF 11/30 (16 att., 0 TD)
131, Peterson, MIN vs. CHI 11/30 (28 att., 1 TD)
131, Westbrook, PHI at NYG 12/07 (33 att., 1 TD)
130, Slaton, HOU vs. JAX 12/01 (21 att., 2 TD)
130, Gore, SF vs. DET 09/21 (27 att., 1 TD)
130, Stewart, CAR vs. DET 11/16 (15 att., 1 TD)
129, Portis, WAS vs. STL 10/12 (21 att., 2 TD)
129, Hillis, DEN at NYJ 11/30 (22 att., 1 TD)
127, Lynch, BUF at NYJ 12/14 (21 att., 0 TD)
127, J. Jones, SEA vs. SF 09/14 (ot) (26 att., 1 TD)
126, Portis, WAS at DET 10/26 (24 att., 0 TD)
126, Jacobs, NYG at PHI 11/09 (22 att., 2 TD)
126, Forte, CHI vs. DET 11/02 (22 att., 0 TD)
125, C. Johnson, TEN at DET 11/27 (16 att., 2 TD)
125, Jones-Drew, JAX at DEN 10/12 (22 att., 2 TD)
125, R. Brown, MIA vs. SD 10/05 (24 att., 1 TD)
123, Forte, CHI at IND 09/07 (23 att., 1 TD)
123, D. Williams, CAR vs. KC 10/05 (20 att., 2 TD)
121, Portis, WAS at DAL 09/28 (21 att., 0 TD)
121, L. Johnson, KC at ATL 09/21 (24 att., 1 TD)
121, Peterson, MIN at CHI 10/19 (22 att., 2 TD)
121, Taylor, JAX at IND 09/21 (26 att., 0 TD)
121, Turner, ATL at GB 10/05 (26 att., 1 TD)
120, Moore, PIT at CIN 10/19 (20 att., 2 TD)
120, D. Williams, CAR vs. DET 11/16 (14 att., 2 TD)
120, Slaton, HOU at GB 12/07 (26 att., 0 TD)
120, Turner, ATL at SD 11/30 (31 att., 0 TD)
119, Lynch, BUF vs. CLE 11/17 (23 att., 0 TD)
117, Turner, ATL vs. CAR 11/23 (24 att., 4 TD)
117, Jacobs, NYG vs. DAL 11/02 (17 att., 1 TD)
117, Morris, NE at OAK 12/14 (14 att., 1 TD)
116, Parker, PIT vs. CLE 12/28 (23 att., 1 TD)
116, Graham, TB vs. ATL 09/14 (15 att., 1 TD)
116, Jacobs, NYG vs. WAS 09/04 (21 att., 0 TD)
116, Slaton, HOU at TEN 09/21 (18 att., 1 TD)
116, Morris, SEA vs. NYJ 12/21 (29 att., 0 TD)
115, Sproles, SD vs. DEN 12/28 (14 att., 1 TD)
115, Dunn, TB vs. CAR 10/12 (22 att., 0 TD)
115, Stewart, CAR vs. TB 12/08 (15 att., 2 TD)
115, Parker, PIT vs. SD 11/16 (25 att., 0 TD)
114, Barber, DAL at WAS 11/16 (24 att., 1 TD)
113, R. Brown, MIA at NE 09/21 (17 att., 4 TD)
112, McGahee, BAL at HOU 11/09 (25 att., 2 TD)
112, Kev. Smith, DET at CAR 11/16 (24 att., 0 TD)
111, Peterson, MIN vs. DET 10/12 (25 att., 0 TD)
111, Benson, CIN vs. KC 12/28 (25 att., 1 TD)
111, Kev. Smith, DET vs. NO 12/21 (24 att., 1 TD)
111, Graham, TB vs. GB 09/28 (20 att., 1 TD)
110, Jackson, STL vs. BUF 09/28 (24 att., 1 TD)
110, Westbrook, PHI vs. ARI 11/27 (22 att., 2 TD)
109, Pittman, DEN vs. JAX 10/12 (20 att., 0 TD)
109, C. Johnson, TEN at CIN 09/14 (19 att., 0 TD)
109, Hightower, ARI at STL 11/02 (22 att., 1 TD)
108, D. Williams, CAR vs. ARI 10/26 (17 att., 1 TD)
108, McGahee, BAL at DAL 12/20 (8 att., 1 TD)
108, D. Williams, CAR at NYG 12/21 (ot) (24 att., 4 TD)
108, L. Johnson, KC vs. MIA 12/21 (12 att., 1 TD)
108, Jackson, STL vs. SF 12/21 (32 att., 0 TD)
107, Fargas, OAK at DEN 11/23 (24 att., 0 TD)
107, Jones-Drew, JAX at IND 09/21 (19 att., 1 TD)
106, Gore, SF vs. STL 11/16 (18 att., 2 TD)
106, White, TEN at DET 11/27 (23 att., 2 TD)
106, Wynn, GB vs. DET 12/28 (7 att., 1 TD)
106, Tomlinson, SD at OAK 09/28 (20 att., 2 TD)
106, Charles, KC vs. TB 11/02 (ot) (18 att., 0 TD)
106, Grant, GB vs. DET 12/28 (19 att., 0 TD)
105, Grant, GB vs. IND 10/19 (31 att., 1 TD)
105, Williams, MIA vs. SEA 11/09 (12 att., 1 TD)
105, Tomlinson, SD at NO 10/26 (19 att., 0 TD)
105, Addai, IND vs. HOU 11/16 (22 att., 1 TD)
105, Peterson, MIN at DET 12/07 (22 att., 0 TD)
105, Green-Ellis, NE vs. BUF 11/09 (26 att., 1 TD)
105, Parker, PIT at CLE 09/14 (28 att., 0 TD)
105, McGahee, BAL at MIA 10/19 (19 att., 1 TD)
104, Jones, NYJ at NE 11/13 (ot) (30 att., 1 TD)
104, Benson, CIN vs. JAX 11/02 (24 att., 1 TD)
104, Turner, ATL vs. KC 09/21 (23 att., 3 TD)
104, Grant, GB vs. HOU 12/07 (19 att., 1 TD)
103, Peterson, MIN vs. NYG 12/28 (21 att., 1 TD)
103, Morris, SEA vs. WAS 11/23 (14 att., 0 TD)
103, Peterson, MIN at GB 09/08 (19 att., 1 TD)
102, P. Thomas, NO vs. ATL 12/07 (16 att., 1 TD)
101, R. Brown, MIA vs. OAK 11/16 (16 att., 0 TD)
101, D. Williams, CAR at ATL 11/23 (19 att., 1 TD)
101, Ward, NYG at CLE 10/13 (10 att., 0 TD)
101, Gore, SF vs. PHI 10/12 (19 att., 1 TD)
101, Jones, NYJ at MIA 09/07 (22 att., 1 TD)
100, Barber, DAL at STL 10/19 (18 att., 1 TD)



32)	Anderson, Cle.	88	39	44.3	431	4.90	3	3.4	3	3.4	56.6
33)	Bulger, St.L	145	77	53.1	779	5.37	3	2.1	8	5.5	52.6
34)	O'Sullivan, S.F.	53	26	49.1	354	6.68	2	3.8	4	7.5	51.9
35)	Fitzpatrick, Cin.	93	53	57.0	450	4.84	1	1.1	5	5.4	50.9
36)	Rosenfels, Hou.	54	33	61.1	310	5.74	1	1.9	5	9.3	44.5
37)	Losman, Buf.	50	29	58.0	243	4.86	0	0.0	4	8.0	37.3
38)	Hasselbeck, Sea.	43	21	48.8	188	4.37	1	2.3	5	11.6	29.2

AFC / THIRD-DOWN PASSING LEADERS

Rank	Player, Team	Att	Comp	Comp%	Yards	YPA	TD	TD%	Int	Int%	Rating
1)	Rivers, S.D.	144	88	61.1	1195	8.30	15	10.4	4	2.8	110.7
2)	Manning, Ind.	141	94	66.7	1056	7.49	9	6.4	4	2.8	98.3
3)	Cassel, N.E.	121	75	62.0	929	7.68	8	6.6	3	2.5	97.4
4)	Schaub, Hou.	96	61	63.5	678	7.06	5	5.2	2	2.1	93.1
5)	*Flacco, Bal.	143	81	56.6	1090	7.62	6	4.2	3	2.1	86.3
6)	Pennington, Mia.	129	80	62.0	770	5.97	5	3.9	4	3.1	78.6
7)	Edwards, Buf.	99	64	64.6	648	6.55	1	1.0	2	2.0	78.2
8)	Collins, Ten.	127	69	54.3	841	6.62	4	3.1	3	2.4	75.6
9)	Roethlisberger, Pit.	140	81	57.9	980	7.00	5	3.6	6	4.3	73.5
10)	Thigpen, K.C.	107	57	53.3	591	5.52	5	4.7	3	2.8	73.4
11)	Cutler, Den.	143	86	60.1	1069	7.48	9	6.3	11	7.7	72.3
12)	Garrard, Jac.	145	78	53.8	881	6.08	5	3.4	5	3.4	69.4
13)	Russell, Oak.	110	53	48.2	561	5.10	4	3.6	2	1.8	68.0
14)	Favre, NY-J	146	92	63.0	904	6.19	5	3.4	9	6.2	66.1
15)	Fitzpatrick, Cin.	114	58	50.9	526	4.61	3	2.6	5	4.4	54.2
16)	Anderson, Cle.	90	41	45.6	454	5.04	3	3.3	4	4.4	53.7

NFC / THIRD-DOWN PASSING LEADERS

Rank	Player, Team	Att	Comp	Comp%	Yards	YPA	TD	TD%	Int	Int%	Rating
1)	Brees, N.O.	144	96	66.7	1399	9.72	11	7.6	2	1.4	117.8
2)	Rodgers, G.B.	161	103	64.0	1327	8.24	14	8.7	5	3.1	105.8
3)	Romo, Dal.	128	76	59.4	1087	8.49	9	7.0	4	3.1	97.4
4)	Warner, Ariz	142	96	67.6	1006	7.08	9	6.3	4	2.8	97.3
5)	McNabb, Phi.	157	93	59.2	1215	7.74	11	7.0	4	2.5	96.4
6)	Manning, NY-G	142	88	62.0	982	6.92	7	4.9	2	1.4	93.1
7)	Garcia, T.B.	101	62	61.4	729	7.22	5	5.0	3	3.0	87.4
8)	Delhomme, Car.	127	70	55.1	892	7.02	4	3.1	2	1.6	81.2
9)	J. Campbell, Was.	143	84	58.7	844	5.90	3	2.1	1	0.7	79.7
10)	Frerotte, Min.	96	55	57.3	649	6.76	6	6.3	5	5.2	77.1
11)	*Ryan, Atl.	155	92	59.4	1223	7.89	5	3.2	7	4.5	76.4
12)	Orton, Chi.	124	63	50.8	757	6.10	4	3.2	3	2.4	70.5
13)	Bulger, St.L	135	71	52.6	751	5.56	3	2.2	2	1.5	70.3

NFL / THIRD-DOWN PASSING LEADERS

Rank	Player, Team	Att	Comp	Comp%	Yards	YPA	TD	TD%	Int	Int%	Rating
1)	Brees, N.O.	144	96	66.7	1399	9.72	11	7.6	2	1.4	117.8
2)	Rivers, S.D.	144	88	61.1	1195	8.30	15	10.4	4	2.8	110.7
3)	Rodgers, G.B.	161	103	64.0	1327	8.24	14	8.7	5	3.1	105.8
4)	Manning, Ind.	141	94	66.7	1056	7.49	9	6.4	4	2.8	98.3
5)	Cassel, N.E.	121	75	62.0	929	7.68	8	6.6	3	2.5	97.4
6)	Romo, Dal.	128	76	59.4	1087	8.49	9	7.0	4	3.1	97.4
7)	Warner, Ariz	142	96	67.6	1006	7.08	9	6.3	4	2.8	97.3
8)	McNabb, Phi.	157	93	59.2	1215	7.74	11	7.0	4	2.5	96.4
9)	Schaub, Hou.	96	61	63.5	678	7.06	5	5.2	2	2.1	93.1
10)	Manning, NY-G	142	88	62.0	982	6.92	7	4.9	2	1.4	93.1
11)	Garcia, T.B.	101	62	61.4	729	7.22	5	5.0	3	3.0	87.4
12)	*Flacco, Bal.	143	81	56.6	1090	7.62	6	4.2	3	2.1	86.3
13)	Delhomme, Car.	127	70	55.1	892	7.02	4	3.1	2	1.6	81.2
14)	J. Campbell, Was.	143	84	58.7	844	5.90	3	2.1	1	0.7	79.7
15)	Pennington, Mia.	129	80	62.0	770	5.97	5	3.9	4	3.1	78.6
16)	Edwards, Buf.	99	64	64.6	648	6.55	1	1.0	2	2.0	78.2
17)	Frerotte, Min.	96	55	57.3	649	6.76	6	6.3	5	5.2	77.1
18)	*Ryan, Atl.	155	92	59.4	1223	7.89	5	3.2	7	4.5	76.4
19)	Collins, Ten.	127	69	54.3	841	6.62	4	3.1	3	2.4	75.6
20)	Roethlisberger, Pit.	140	81	57.9	980	7.00	5	3.6	6	4.3	73.5
21)	Thigpen, K.C.	107	57	53.3	591	5.52	5	4.7	3	2.8	73.4
22)	Cutler, Den.	143	86	60.1	1069	7.48	9	6.3	11	7.7	72.3
23)	Orton, Chi.	124	63	50.8	757	6.10	4	3.2	3	2.4	70.5
24)	Bulger, St.L	135	71	52.6	751	5.56	3	2.2	2	1.5	70.3
25)	Garrard, Jac.	145	78	53.8	881	6.08	5	3.4	5	3.4	69.4
26)	Russell, Oak.	110	53	48.2	561	5.10	4	3.6	2	1.8	68.0
27)	Favre, NY-J	146	92	63.0	904	6.19	5	3.4	9	6.2	66.1
28)	Fitzpatrick, Cin.	114	58	50.9	526	4.61	3	2.6	5	4.4	54.2
29)	Anderson, Cle.	90	41	45.6	454	5.04	3	3.3	4	4.4	53.7

AFC / LEADING RUSHERS

Rank	Player, Team	Att	Yards	Avg	Long	TD
1)	Jones, NY-J	290	1312	4.5	59t	13
2)	*Slaton, Hou.	268	1282	4.8	71t	9
3)	*C. Johnson, Ten.	251	1228	4.9	66t	9
4)	Tomlinson, S.D.	292	1110	3.8	45	11
5)	Lynch, Buf.	250	1036	4.1	50	8
6)	Lewis, Cle.	279	1002	3.6	29	4
7)	R. Brown, Mia.	214	916	4.3	62t	10
8)	L. McClain, Bal.	232	902	3.9	82t	10
9)	L. Johnson, K.C.	193	874	4.5	65	5
10)	Fargas, Oak.	218	853	3.9	42	1
11)	Jones-Drew, Jac.	197	824	4.2	46t	12
12)	Parker, Pit.	210	791	3.8	34t	5
13)	White, Ten.	200	773	3.9	80t	15
14)	Benson, Cin.	214	747	3.5	46	2
15)	Morris, N.E.	156	727	4.7	35	7
16)	McGahee, Bal.	170	671	3.9	77t	7
17)	Williams, Mia.	160	659	4.1	51t	4
18)	Moore, Pit.	140	588	4.2	32t	5
19)	Jackson, Buf.	130	571	4.4	32	3
20)	Taylor, Jac.	143	556	3.9	34	1
21)	Addai, Ind.	155	544	3.5	23	5
22)	Rhodes, Ind.	152	538	3.5	38	6
23)	Faulk, N.E.	83	507	6.1	41	3
24)	*McFadden, Oak.	113	499	4.4	50	4
25)	*Rice, Bal.	107	454	4.2	60	0
26)	Washington, NY-J	76	448	5.9	61t	6
27)	Bush, Oak.	95	421	4.4	67t	3
28)	Thigpen, K.C. (QB)	62	386	6.2	32	3
29)	Jordan, N.E.	80	363	4.5	49t	4
30)	*Charles, K.C.	67	357	5.3	30	0
31)	*Hillis, Den.	68	343	5.0	19	5
32)	Sproles, S.D.	61	330	5.4	37	1
33)	Garrard, Jac. (QB)	73	322	4.4	24	2
34)	Pittman, Den.	76	320	4.2	20	4
35)	Fitzpatrick, Cin. (QB)	60	304	5.1	22	2
36)	Young, Den.	61	303	5.0	49	1
37)	Green, Hou.	74	294	4.0	14	3
38)	*Green-Ellis, N.E.	74	275	3.7	15	5
39)	Cassel, N.E. (QB)	73	270	3.7	19	2
40)	Perry, Cin.	104	269	2.6	25t	2



41)	T. Bell, Den.	44	249	5.7	37t	2
42)	Harrison, Cle.	34	246	7.2	72t	1
43)	Cutler, Den. (QB)	57	200	3.5	18	2
44)	*Flacco, Bal. (QB)	52	180	3.5	38t	2
45)	Cribbs, Cle. (WR)	29	167	5.8	27	1
46)	Hall, Den.	35	144	4.1	16	0
47)	Pope, Den.	17	130	7.6	24	0
48)	Russell, Oak. (QB)	17	127	7.5	24	1
49)	Edwards, Buf. (QB)	36	117	3.3	15t	3
50)	B. Smith, NY-J (WR)	12	113	9.4	36	0

NFC / LEADING RUSHERS

Rank	Player, Team	Att	Yards	Avg	Long	TD
1)	Peterson, Min.	363	1760	4.8	67t	10
2)	Turner, Atl.	376	1699	4.5	70	17
3)	D. Williams, Car.	273	1515	5.5	69t	18
4)	Portis, Was.	342	1487	4.3	31	9
5)	*Forte, Chi.	316	1238	3.9	50t	8
6)	Grant, G.B.	312	1203	3.9	57	4
7)	Jacobs, NY-G	219	1089	5.0	44	15
8)	Jackson, St.L	253	1042	4.1	56t	7
9)	Gore, S.F.	240	1036	4.3	41t	6
10)	Ward, NY-G	182	1025	5.6	51	2
11)	*Kev. Smith, Det.	238	976	4.1	50	8
12)	Westbrook, Phi.	233	936	4.0	39t	9
13)	Barber, Dal.	238	885	3.7	35	7
14)	*Stewart, Car.	184	836	4.5	41	10
15)	Dunn, T.B.	186	786	4.2	40	2
16)	J. Jones, Sea.	158	698	4.4	33	2
17)	P. Thomas, N.O.	129	625	4.8	42t	9
18)	Morris, Sea.	132	574	4.3	45	0
19)	Graham, T.B.	132	563	4.3	68t	4
20)	James, Ariz	133	514	3.9	35	3
21)	Norwood, Atl.	95	489	5.1	45t	4
22)	*Choice, Dal.	92	472	5.1	38t	2
23)	McAllister, N.O.	107	418	3.9	19	5
24)	Bush, N.O.	106	404	3.8	43	2
25t)	*Hightower, Ariz	143	399	2.8	30t	10
25t)	Taylor, Min.	101	399	4.0	21t	4
27)	Buckhalter, Phi.	76	369	4.9	33	2
28)	Bradshaw, NY-G	67	355	5.3	77	1
29)	Pittman, St.L	79	296	3.7	24	0
30)	*F. Jones, Dal.	30	266	8.9	60t	3
31)	J. Campbell, Was. (QB)	47	258	5.5	23	1
32)	Jackson, G.B.	45	248	5.5	32	1
33)	R. Johnson, Det.	76	237	3.1	27	1
34)	Foster, S.F.	76	234	3.1	18	1
35)	Williams, T.B.	63	233	3.7	28	4
36)	Rodgers, G.B. (QB)	56	207	3.7	21	4
37)	Betts, Was.	61	206	3.4	14	1
38)	Arrington, Ariz	31	187	6.0	30	1
39)	Duckett, Sea.	62	172	2.8	29	8
40)	Garcia, T.B. (QB)	35	148	4.2	20	1
41)	McNabb, Phi. (QB)	39	147	3.8	17	2
42t)	Jackson, Min. (QB)	26	145	5.6	29	0
42t)	O'Sullivan, S.F. (QB)	30	145	4.8	18	0
44)	Darby, Atl.-St.L	32	140	4.4	14	0
45)	Weaver, Sea.	30	130	4.3	15	0
46)	S. Hill, S.F. (QB)	24	115	4.8	24	2
47)	Wynn, G.B.	8	110	13.8	73t	1
48)	Jones, Chi.	34	109	3.2	16	0
49)	*Ryan, Atl. (QB)	55	104	1.9	17	1
50)	Peterson, Chi.	20	100	5.0	16	0

NFL / LEADING RUSHERS

Rank	Player, Team	Att	Yards	Avg	Long	TD
1)	Peterson, Min.	363	1760	4.8	67t	10
2)	Turner, Atl.	376	1699	4.5	70	17
3)	D. Williams, Car.	273	1515	5.5	69t	18
4)	Portis, Was.	342	1487	4.3	31	9
5)	Jones, NY-J	290	1312	4.5	59t	13
6)	*Slaton, Hou.	268	1282	4.8	71t	9
7)	*Forte, Chi.	316	1238	3.9	50t	8
8)	*C. Johnson, Ten.	251	1228	4.9	66t	9
9)	Grant, G.B.	312	1203	3.9	57	4
10)	Tomlinson, S.D.	292	1110	3.8	45	11
11)	Jacobs, NY-G	219	1089	5.0	44	15
12)	Jackson, St.L	253	1042	4.1	56t	7
13t)	Gore, S.F.	240	1036	4.3	41t	6
13t)	Lynch, Buf.	250	1036	4.1	50	8
15)	Ward, NY-G	182	1025	5.6	51	2
16)	Lewis, Cle.	279	1002	3.6	29	4
17)	*Kev. Smith, Det.	238	976	4.1	50	8
18)	Westbrook, Phi.	233	936	4.0	39t	9
19)	R. Brown, Mia.	214	916	4.3	62t	10
20)	L. McClain, Bal.	232	902	3.9	82t	10
21)	Barber, Dal.	238	885	3.7	35	7
22)	L. Johnson, K.C.	193	874	4.5	65	5
23)	Fargas, Oak.	218	853	3.9	42	1
24)	*Stewart, Car.	184	836	4.5	41	10
25)	Jones-Drew, Jac.	197	824	4.2	46t	12
26)	Parker, Pit.	210	791	3.8	34t	5
27)	Dunn, T.B.	186	786	4.2	40	2
28)	White, Ten.	200	773	3.9	80t	15
29)	Benson, Cin.	214	747	3.5	46	2
30)	Morris, N.E.	156	727	4.7	35	7
31)	J. Jones, Sea.	158	698	4.4	33	2
32)	McGahee, Bal.	170	671	3.9	77t	7
33)	Williams, Mia.	160	659	4.1	51t	4
34)	P. Thomas, N.O.	129	625	4.8	42t	9
35)	Moore, Pit.	140	588	4.2	32t	5
36)	Morris, Sea.	132	574	4.3	45	0
37)	Jackson, Buf.	130	571	4.4	32	3
38)	Graham, T.B.	132	563	4.3	68t	4
39)	Taylor, Jac.	143	556	3.9	34	1
40)	Addai, Ind.	155	544	3.5	23	5
41)	Rhodes, Ind.	152	538	3.5	38	6
42)	James, Ariz	133	514	3.9	35	3
43)	Faulk, N.E.	83	507	6.1	41	3
44)	*McFadden, Oak.	113	499	4.4	50	4
45)	Norwood, Atl.	95	489	5.1	45t	4
46)	*Choice, Dal.	92	472	5.1	38t	2
47)	*Rice, Bal.	107	454	4.2	60	0
48)	Washington, NY-J	76	448	5.9	61t	6
49)	Bush, Oak.	95	421	4.4	67t	3
50)	McAllister, N.O.	107	418	3.9	19	5

**AFC / THIRD-AND-ONE RUSHING LEADERS**

Rank	Player, Team	Att	FD	Pct
1t)	Garrard, Jac.	9	9	100.0
1t)	McGahee, Bal.	6	6	100.0
1t)	Fargas, Oak.	4	4	100.0
1t)	Fitzpatrick, Cin.	4	4	100.0
5)	L. McClain, Bal.	10	9	90.0
6)	Pittman, Den.	9	8	88.9
7)	Polite, Mia.	7	6	85.7
8)	Tomlinson, S.D.	13	11	84.6
9)	*Flacco, Bal.	6	5	83.3
10t)	White, Ten.	12	9	75.0
10t)	*Green-Ellis, N.E.	8	6	75.0
10t)	Russell, Pit.	8	6	75.0
13t)	*Slaton, Hou.	14	10	71.4
13t)	R. Brown, Mia.	7	5	71.4
13t)	Lewis, Cle.	7	5	71.4
13t)	Lynch, Buf.	7	5	71.4
17t)	Addai, Ind.	15	10	66.7
17t)	Evans, N.E.	6	4	66.7
17t)	Green, Hou.	6	4	66.7
17t)	Jordan, N.E.	6	4	66.7
21)	Rhodes, Ind.	8	5	62.5
22)	L. Johnson, K.C.	13	8	61.5
23t)	Jones-Drew, Jac.	10	5	50.0
23t)	Benson, Cin.	8	4	50.0
23t)	Morris, N.E.	8	4	50.0

NFC / THIRD-AND-ONE RUSHING LEADERS

Rank	Player, Team	Att	FD	Pct
1t)	D. Williams, Car.	5	5	100.0
1t)	Dugan, Min.	4	4	100.0
1t)	Eckel, N.E.-Phi.	4	4	100.0
4t)	*Ryan, Atl.	7	6	85.7
4t)	*Stewart, Car.	7	6	85.7
6t)	Peterson, Min.	12	10	83.3
6t)	Hoover, Car.	6	5	83.3
8t)	Duckett, Sea.	15	12	80.0
8t)	Kuhn, G.B.	5	4	80.0
8t)	McAllister, N.O.	5	4	80.0
11)	*Kev. Smith, Det.	9	7	77.8
12)	Turner, Atl.	13	10	76.9
13t)	Grant, G.B.	12	9	75.0
13t)	Ward, NY-G	8	6	75.0
15)	*Forte, Chi.	11	8	72.7
16)	Barber, Dal.	10	7	70.0
17)	*Hightower, Ariz	12	8	66.7
18)	Portis, Was.	11	7	63.6
19)	Jackson, St.L	13	8	61.5
20)	Graham, T.B.	7	4	57.1
21)	P. Thomas, N.O.	9	5	55.6
22)	Bush, N.O.	8	4	50.0
23)	Jacobs, NY-G	9	4	44.4

NFL / THIRD-AND-ONE RUSHING LEADERS

Rank	Player, Team	Att	FD	Pct
1t)	Garrard, Jac.	9	9	100.0
1t)	McGahee, Bal.	6	6	100.0
1t)	D. Williams, Car.	5	5	100.0
1t)	Dugan, Min.	4	4	100.0
1t)	Eckel, N.E.-Phi.	4	4	100.0
1t)	Fargas, Oak.	4	4	100.0
1t)	Fitzpatrick, Cin.	4	4	100.0
8)	L. McClain, Bal.	10	9	90.0
9)	Pittman, Den.	9	8	88.9
10t)	Polite, Mia.	7	6	85.7
10t)	*Ryan, Atl.	7	6	85.7
10t)	*Stewart, Car.	7	6	85.7
13)	Tomlinson, S.D.	13	11	84.6
14t)	Peterson, Min.	12	10	83.3
14t)	*Flacco, Bal.	6	5	83.3
14t)	Hoover, Car.	6	5	83.3
17t)	Duckett, Sea.	15	12	80.0
17t)	Kuhn, G.B.	5	4	80.0
17t)	McAllister, N.O.	5	4	80.0
20)	*Kev. Smith, Det.	9	7	77.8
21)	Turner, Atl.	13	10	76.9
22t)	Grant, G.B.	12	9	75.0
22t)	White, Ten.	12	9	75.0
22t)	*Green-Ellis, N.E.	8	6	75.0
22t)	Russell, Pit.	8	6	75.0
22t)	Ward, NY-G	8	6	75.0
27)	*Forte, Chi.	11	8	72.7
28t)	*Slaton, Hou.	14	10	71.4
28t)	R. Brown, Mia.	7	5	71.4
28t)	Lewis, Cle.	7	5	71.4
28t)	Lynch, Buf.	7	5	71.4
32)	Barber, Dal.	10	7	70.0
33t)	Addai, Ind.	15	10	66.7
33t)	*Hightower, Ariz	12	8	66.7
33t)	Evans, N.E.	6	4	66.7
33t)	Green, Hou.	6	4	66.7
33t)	Jordan, N.E.	6	4	66.7
38)	Portis, Was.	11	7	63.6
39)	Rhodes, Ind.	8	5	62.5
40t)	Jackson, St.L	13	8	61.5
40t)	L. Johnson, K.C.	13	8	61.5
42)	Graham, T.B.	7	4	57.1
43)	P. Thomas, N.O.	9	5	55.6
44t)	Jones-Drew, Jac.	10	5	50.0
44t)	Benson, Cin.	8	4	50.0
44t)	Bush, N.O.	8	4	50.0
44t)	Morris, N.E.	8	4	50.0
48)	Jacobs, NY-G	9	4	44.4

AFC / LEADERS IN RECEPTIONS

Rank	Player, Team	Rec	Yards	Avg	Long	TD
1)	A. Johnson, Hou.	115	1575	13.7	65	8
2)	Welker, N.E.	111	1165	10.5	64	3
3)	Marshall, Den.	104	1265	12.2	47	6
4)	Gonzalez, K.C. (TE)	96	1058	11.0	35	10
5)	Houshmandzadeh, Cin.	92	904	9.8	46	4
6)	*Royal, Den.	91	980	10.8	93t	5
7)	Bowe, K.C.	86	1022	11.9	36	7
8)	Wayne, Ind.	82	1145	14.0	65t	6
9)	Ward, Pit.	81	1043	12.9	49	7
10)	D. Mason, Bal.	80	1037	13.0	54	5



11)	Clark, Ind. (TE)	77	848	11.0	33	6
12)	Cotchery, NY-J	71	858	12.1	56t	5
13t)	Daniels, Hou. (TE)	70	862	12.3	35	2
13t)	Coles, NY-J	70	850	12.1	54	7
15)	Moss, N.E.	69	1008	14.6	76t	11
16)	M. Jones, Jac.	65	761	11.7	35	2
17)	Evans, Buf.	63	1017	16.1	87t	3
18)	Jones-Drew, Jac. (RB)	62	565	9.1	26	2
19t)	Walter, Hou.	60	899	15.0	61	8
19t)	Gates, S.D. (TE)	60	704	11.7	34	8
19t)	Harrison, Ind.	60	636	10.6	67t	5
22)	Jackson, S.D.	59	1098	18.6	60	7
23t)	Scaife, Ten. (TE)	58	561	9.7	44	2
23t)	Faulk, N.E. (RB)	58	486	8.4	22	3
25)	Gonzalez, Ind.	57	664	11.6	58	4
26t)	Ginn, Mia.	56	790	14.1	64	2
26t)	Z. Miller, Oak. (TE)	56	778	13.9	63t	1
26t)	Reed, Buf.	56	597	10.7	24	1
29t)	Edwards, Cle.	55	873	15.9	70	3
29t)	Holmes, Pit.	55	821	14.9	48	5
29t)	Camarillo, Mia.	55	613	11.1	33	2
32)	*Bess, Mia.	54	554	10.3	37	1
33)	C. Johnson, Cin.	53	540	10.2	26	4
34)	Tomlinson, S.D. (RB)	52	426	8.2	32	1
35)	*Slaton, Hou. (RB)	50	377	7.5	46	1
36)	Stokley, Den.	49	528	10.8	36t	3
37t)	*Keller, NY-J (TE)	48	535	11.1	54	3
37t)	Miller, Pit. (TE)	48	514	10.7	22	3
39t)	Washington, NY-J (RB)	47	355	7.6	40	2
39t)	Lynch, Buf. (RB)	47	300	6.4	42	1
41)	Rhodes, Ind. (RB)	45	302	6.7	29	3
42)	Northcutt, Jac.	44	545	12.4	41	2
43t)	Winslow, Cle. (TE)	43	428	10.0	30	3
43t)	*C. Johnson, Ten. (RB)	43	260	6.0	25	1
45t)	Clayton, Bal.	41	695	17.0	70t	3
45t)	M. Lewis, Jac. (TE)	41	489	11.9	30t	2
45t)	B. Jones, Ten.	41	449	11.0	40	1
48t)	Scheffler, Den. (TE)	40	645	16.1	72	3
48t)	Washington, Pit.	40	631	15.8	65t	3
48t)	Moore, Pit. (RB)	40	320	8.0	25	1

NFC / LEADERS IN RECEPTIONS

Rank	Player, Team	Rec	Yards	Avg	Long	TD
1)	Fitzgerald, Ariz	96	1431	14.9	78t	12
2)	Boldin, Ariz	89	1038	11.7	79t	11
3)	White, Atl.	88	1382	15.7	70t	7
4t)	A. Bryant, T.B.	83	1248	15.0	71t	7
4t)	Cooley, Was. (TE)	83	849	10.2	28	1
6)	Witten, Dal. (TE)	81	952	11.8	42	4
7)	Jennings, G.B.	80	1292	16.2	63	9
8t)	Moss, Was.	79	1044	13.2	67t	6
8t)	Moore, N.O.	79	928	11.7	70t	10
10t)	St. Smith, Car.	78	1421	18.2	65t	6
10t)	C. Johnson, Det.	78	1331	17.1	96t	12
12)	Breaston, Ariz	77	1006	13.1	58	3
13)	Driver, G.B.	74	1012	13.7	71t	5
14)	Owens, Dal.	69	1052	15.2	75t	10
15)	Muhammad, Car.	65	923	14.2	60	5
16)	Holt, St.L	64	796	12.4	45t	3
17)	*Forte, Chi. (RB)	63	477	7.6	19	4
18)	*D. Jackson, Phi.	62	912	14.7	60	2
19)	Bruce, S.F.	61	835	13.7	63	7
20)	Smith, NY-G	57	574	10.1	30	1
21)	*Carlson, Sea. (TE)	55	627	11.4	33	5
22t)	Olsen, Chi. (TE)	54	574	10.6	52	5
22t)	Westbrook, Phi. (RB)	54	402	7.4	47	5
24t)	*Avery, St.L	53	674	12.7	69t	3
24t)	Wade, Min.	53	645	12.2	59t	2
24t)	Randle El, Was.	53	593	11.2	31	4
27t)	Bush, N.O. (RB)	52	440	8.5	42t	4
27t)	Barber, Dal. (RB)	52	417	8.0	70t	2
29)	Hester, Chi.	51	665	13.0	65t	3
30t)	Jenkins, Atl.	50	777	15.5	62t	3
30t)	Shockey, N.O. (TE)	50	483	9.7	26	0
32t)	Berrian, Min.	48	964	20.1	99t	7
32t)	Toomer, NY-G	48	580	12.1	40t	4
34t)	Colston, N.O.	47	760	16.2	70t	5
34t)	Ingram, Sea.	47	489	10.4	37	0
34t)	Hilliard, T.B.	47	424	9.0	36t	4
34t)	Dunn, T.B. (RB)	47	330	7.0	36	0
38t)	Miller, N.O. (TE)	45	579	12.9	41	1
38t)	Johnson, S.F.	45	546	12.1	42	3
38t)	Taylor, Min. (RB)	45	399	8.9	47t	2
41t)	Hixon, NY-G	43	596	13.9	41	2
41t)	Gore, S.F. (RB)	43	373	8.7	26	2
43)	Shiancoe, Min. (TE)	42	596	14.2	40	7
44t)	Ward, NY-G (RB)	41	384	9.4	48	0
44t)	Clark, Chi. (TE)	41	367	9.0	35	1
46)	Jackson, St.L (RB)	40	379	9.5	53	1
47t)	Crayton, Dal.	39	550	14.1	55t	4
47t)	D. Lee, G.B. (TE)	39	303	7.8	26	5
47t)	*Kev. Smith, Det. (RB)	39	286	7.3	27	0
50)	Clayton, T.B.	38	484	12.7	58t	1

NFL / LEADERS IN RECEPTIONS

Rank	Player, Team	Rec	Yards	Avg	Long	TD
1)	A. Johnson, Hou.	115	1575	13.7	65	8
2)	Welker, N.E.	111	1165	10.5	64	3
3)	Marshall, Den.	104	1265	12.2	47	6
4t)	Fitzgerald, Ariz	96	1431	14.9	78t	12
4t)	Gonzalez, K.C. (TE)	96	1058	11.0	35	10
6)	Houshmandzadeh, Cin.	92	904	9.8	46	4
7)	*Royal, Den.	91	980	10.8	93t	5
8)	Boldin, Ariz	89	1038	11.7	79t	11
9)	White, Atl.	88	1382	15.7	70t	7
10)	Bowe, K.C.	86	1022	11.9	36	7
11t)	A. Bryant, T.B.	83	1248	15.0	71t	7
11t)	Cooley, Was. (TE)	83	849	10.2	28	1
13)	Wayne, Ind.	82	1145	14.0	65t	6
14t)	Ward, Pit.	81	1043	12.9	49	7
14t)	Witten, Dal. (TE)	81	952	11.8	42	4
16t)	Jennings, G.B.	80	1292	16.2	63	9
16t)	D. Mason, Bal.	80	1037	13.0	54	5
18t)	Moss, Was.	79	1044	13.2	67t	6
18t)	Moore, N.O.	79	928	11.7	70t	10
20t)	St. Smith, Car.	78	1421	18.2	65t	6
20t)	C. Johnson, Det.	78	1331	17.1	96t	12



22t)	Breaston, Ariz	77	1006	13.1	58	3
22t)	Clark, Ind. (TE)	77	848	11.0	33	6
24)	Driver, G.B.	74	1012	13.7	71t	5
25)	Cotchery, NY-J	71	858	12.1	56t	5
26t)	Daniels, Hou. (TE)	70	862	12.3	35	2
26t)	Coles, NY-J	70	850	12.1	54	7
28t)	Owens, Dal.	69	1052	15.2	75t	10
28t)	Moss, N.E.	69	1008	14.6	76t	11
30t)	Muhammad, Car.	65	923	14.2	60	5
30t)	M. Jones, Jac.	65	761	11.7	35	2
32)	Holt, St.L	64	796	12.4	45t	3
33t)	Evans, Buf.	63	1017	16.1	87t	3
33t)	*Forte, Chi. (RB)	63	477	7.6	19	4
35t)	*D. Jackson, Phi.	62	912	14.7	60	2
35t)	Jones-Drew, Jac. (RB)	62	565	9.1	26	2
37)	Bruce, S.F.	61	835	13.7	63	7
38t)	Walter, Hou.	60	899	15.0	61	8
38t)	Gates, S.D. (TE)	60	704	11.7	34	8
38t)	Harrison, Ind.	60	636	10.6	67t	5
41)	Jackson, S.D.	59	1098	18.6	60	7
42t)	Scaife, Ten. (TE)	58	561	9.7	44	2
42t)	Faulk, N.E. (RB)	58	486	8.4	22	3
44t)	Gonzalez, Ind.	57	664	11.6	58	4
44t)	Smith, NY-G	57	574	10.1	30	1
46t)	Ginn, Mia.	56	790	14.1	64	2
46t)	Z. Miller, Oak. (TE)	56	778	13.9	63t	1
46t)	Reed, Buf.	56	597	10.7	24	1
49t)	Edwards, Cle.	55	873	15.9	70	3
49t)	Holmes, Pit.	55	821	14.9	48	5
49t)	*Carlson, Sea. (TE)	55	627	11.4	33	5
49t)	Camarillo, Mia.	55	613	11.1	33	2

AFC / RECEIVING YARDAGE LEADERS

Rank	Player, Team	Yards	Rec	Avg	Long	TD
1)	A. Johnson, Hou.	1575	115	13.7	65	8
2)	Marshall, Den.	1265	104	12.2	47	6
3)	Welker, N.E.	1165	111	10.5	64	3
4)	Wayne, Ind.	1145	82	14.0	65t	6
5)	Jackson, S.D.	1098	59	18.6	60	7
6)	Gonzalez, K.C. (TE)	1058	96	11.0	35	10
7)	Ward, Pit.	1043	81	12.9	49	7
8)	D. Mason, Bal.	1037	80	13.0	54	5
9)	Bowe, K.C.	1022	86	11.9	36	7
10)	Evans, Buf.	1017	63	16.1	87t	3
11)	Moss, N.E.	1008	69	14.6	76t	11
12)	*Royal, Den.	980	91	10.8	93t	5
13)	Houshmandzadeh, Cin.	904	92	9.8	46	4
14)	Walter, Hou.	899	60	15.0	61	8
15)	Edwards, Cle.	873	55	15.9	70	3
16)	Daniels, Hou. (TE)	862	70	12.3	35	2
17)	Cotchery, NY-J	858	71	12.1	56t	5
18)	Coles, NY-J	850	70	12.1	54	7
19)	Clark, Ind. (TE)	848	77	11.0	33	6
20)	Holmes, Pit.	821	55	14.9	48	5
21)	Ginn, Mia.	790	56	14.1	64	2
22)	Z. Miller, Oak. (TE)	778	56	13.9	63t	1
23)	M. Jones, Jac.	761	65	11.7	35	2
24)	Gates, S.D. (TE)	704	60	11.7	34	8
25)	Clayton, Bal.	695	41	17.0	70t	3
26)	Gonzalez, Ind.	664	57	11.6	58	4
27)	Gage, Ten.	651	34	19.1	56t	6
28)	Scheffler, Den. (TE)	645	40	16.1	72	3
29)	Harrison, Ind.	636	60	10.6	67t	5
30)	Washington, Pit.	631	40	15.8	65t	3
31)	Camarillo, Mia.	613	55	11.1	33	2
32)	Reed, Buf.	597	56	10.7	24	1
33)	Jones-Drew, Jac. (RB)	565	62	9.1	26	2
34)	Scaife, Ten. (TE)	561	58	9.7	44	2
35)	*Bess, Mia.	554	54	10.3	37	1
36)	Northcutt, Jac.	545	44	12.4	41	2
37)	C. Johnson, Cin.	540	53	10.2	26	4
38)	*Keller, NY-J (TE)	535	48	11.1	54	3
39)	Stokley, Den.	528	49	10.8	36t	3
40)	Miller, Pit. (TE)	514	48	10.7	22	3
41)	M. Lewis, Jac. (TE)	489	41	11.9	30t	2
42)	Faulk, N.E. (RB)	486	58	8.4	22	3
43)	Gaffney, N.E.	468	38	12.3	37	2
44)	Floyd, S.D.	465	27	17.2	49t	4
45)	Chambers, S.D.	462	33	14.0	48t	5
46)	Fasano, Mia. (TE)	454	34	13.4	24	7
47)	Martin, Mia. (TE)	450	31	14.5	61t	3
48)	B. Jones, Ten.	449	41	11.0	40	1
49)	Winslow, Cle. (TE)	428	43	10.0	30	3
50)	Tomlinson, S.D. (RB)	426	52	8.2	32	1

NFC / RECEIVING YARDAGE LEADERS

Rank	Player, Team	Yards	Rec	Avg	Long	TD
1)	Fitzgerald, Ariz	1431	96	14.9	78t	12
2)	St. Smith, Car.	1421	78	18.2	65t	6
3)	White, Atl.	1382	88	15.7	70t	7
4)	C. Johnson, Det.	1331	78	17.1	96t	12
5)	Jennings, G.B.	1292	80	16.2	63	9
6)	A. Bryant, T.B.	1248	83	15.0	71t	7
7)	Owens, Dal.	1052	69	15.2	75t	10
8)	Moss, Was.	1044	79	13.2	67t	6
9)	Boldin, Ariz	1038	89	11.7	79t	11
10)	Driver, G.B.	1012	74	13.7	71t	5
11)	Breaston, Ariz	1006	77	13.1	58	3
12)	Berrian, Min.	964	48	20.1	99t	7
13)	Witten, Dal. (TE)	952	81	11.8	42	4
14)	Moore, N.O.	928	79	11.7	70t	10
15)	Muhammad, Car.	923	65	14.2	60	5
16)	*D. Jackson, Phi.	912	62	14.7	60	2
17)	Cooley, Was. (TE)	849	83	10.2	28	1
18)	Bruce, S.F.	835	61	13.7	63	7
19)	Holt, St.L	796	64	12.4	45t	3
20)	Henderson, N.O.	793	32	24.8	84t	3
21)	Jenkins, Atl.	777	50	15.5	62t	3
22)	Colston, N.O.	760	47	16.2	70t	5
23)	*Avery, St.L	674	53	12.7	69t	3
24)	Hester, Chi.	665	51	13.0	65t	3
25)	Wade, Min.	645	53	12.2	59t	2
26)	*Carlson, Sea. (TE)	627	55	11.4	33	5
27t)	Hixon, NY-G	596	43	13.9	41	2
27t)	Shiancoe, Min. (TE)	596	42	14.2	40	7
29)	Randle El, Was.	593	53	11.2	31	4
30)	Toomer, NY-G	580	48	12.1	40t	4



31)	Miller, N.O. (TE)	579	45	12.9	41	1
32t)	Olsen, Chi. (TE)	574	54	10.6	52	5
32t)	Smith, NY-G	574	57	10.1	30	1
34)	Crayton, Dal.	550	39	14.1	55t	4
35)	Johnson, S.F.	546	45	12.1	42	3
36)	Engram, Sea.	489	47	10.4	37	0
37)	Clayton, T.B.	484	38	12.7	58t	1
38)	Shockey, N.O. (TE)	483	50	9.7	26	0
39)	*Forte, Chi. (RB)	477	63	7.6	19	4
40)	Burruss, NY-G	454	35	13.0	33t	4
41)	Urban, Ariz	448	34	13.2	56t	4
42)	R. Davis, Chi.	445	35	12.7	36	2
43t)	Baskett, Phi.	440	33	13.3	90t	3
43t)	Bush, N.O. (RB)	440	52	8.5	42t	4
45)	Roy E. Williams, Det-Dal	430	36	11.9	38	2
46)	Hilliard, T.B.	424	47	9.0	36t	4
47)	Barber, Dal. (RB)	417	52	8.0	70t	2
48)	Branch, Sea.	412	30	13.7	63	4
49)	Westbrook, Phi. (RB)	402	54	7.4	47	5
50)	K. Robinson, Sea.	400	31	12.9	90t	2

NFL / RECEIVING YARDAGE LEADERS

Rank	Player, Team	Yards	Rec	Avg	Long	TD
1)	A. Johnson, Hou.	1575	115	13.7	65	8
2)	Fitzgerald, Ariz	1431	96	14.9	78t	12
3)	St. Smith, Car.	1421	78	18.2	65t	6
4)	White, Atl.	1382	88	15.7	70t	7
5)	C. Johnson, Det.	1331	78	17.1	96t	12
6)	Jennings, G.B.	1292	80	16.2	63	9
7)	Marshall, Den.	1265	104	12.2	47	6
8)	A. Bryant, T.B.	1248	83	15.0	71t	7
9)	Welker, N.E.	1165	111	10.5	64	3
10)	Wayne, Ind.	1145	82	14.0	65t	6
11)	Jackson, S.D.	1098	59	18.6	60	7
12)	Gonzalez, K.C. (TE)	1058	96	11.0	35	10
13)	Owens, Dal.	1052	69	15.2	75t	10
14)	Moss, Was.	1044	79	13.2	67t	6
15)	Ward, Pit.	1043	81	12.9	49	7
16)	Boldin, Ariz	1038	89	11.7	79t	11
17)	D. Mason, Bal.	1037	80	13.0	54	5
18)	Bowe, K.C.	1022	86	11.9	36	7
19)	Evans, Buf.	1017	63	16.1	87t	3
20)	Driver, G.B.	1012	74	13.7	71t	5
21)	Moss, N.E.	1008	69	14.6	76t	11
22)	Breaston, Ariz	1006	77	13.1	58	3
23)	*Royal, Den.	980	91	10.8	93t	5
24)	Berrian, Min.	964	48	20.1	99t	7
25)	Witten, Dal. (TE)	952	81	11.8	42	4
26)	Moore, N.O.	928	79	11.7	70t	10
27)	Muhammad, Car.	923	65	14.2	60	5
28)	*D. Jackson, Phi.	912	62	14.7	60	2
29)	Houshmandzadeh, Cin.	904	92	9.8	46	4
30)	Walter, Hou.	899	60	15.0	61	8
31)	Edwards, Cle.	873	55	15.9	70	3
32)	Daniels, Hou. (TE)	862	70	12.3	35	2
33)	Cotchery, NY-J	858	71	12.1	56t	5
34)	Coles, NY-J	850	70	12.1	54	7
35)	Cooley, Was. (TE)	849	83	10.2	28	1
36)	Clark, Ind. (TE)	848	77	11.0	33	6
37)	Bruce, S.F.	835	61	13.7	63	7
38)	Holmes, Pit.	821	55	14.9	48	5
39)	Holt, St.L	796	64	12.4	45t	3
40)	Henderson, N.O.	793	32	24.8	84t	3
41)	Ginn, Mia.	790	56	14.1	64	2
42)	Z. Miller, Oak. (TE)	778	56	13.9	63t	1
43)	Jenkins, Atl.	777	50	15.5	62t	3
44)	M. Jones, Jac.	761	65	11.7	35	2
45)	Colston, N.O.	760	47	16.2	70t	5
46)	Gates, S.D. (TE)	704	60	11.7	34	8
47)	Clayton, Bal.	695	41	17.0	70t	3
48)	*Avery, St.L	674	53	12.7	69t	3
49)	Hester, Chi.	665	51	13.0	65t	3
50)	Gonzalez, Ind.	664	57	11.6	58	4

AFC / THIRD-DOWN RECEIVING LEADERS

Rank	Player, Team	Rec	Yards	Avg	Long	TD
1)	Houshmandzadeh, Cin.	31	344	11.1	26	3
2)	Gonzalez, K.C. (TE)	29	325	11.2	28	2
3)	D. Mason, Bal.	26	355	13.7	35	2
4t)	Bowe, K.C.	25	311	12.4	21	3
4t)	Welker, N.E.	25	258	10.3	19	2
6)	Ward, Pit.	23	277	12.0	29	4
7t)	Holmes, Pit.	22	377	17.1	47	2
7t)	Marshall, Den.	22	356	16.2	47	1
7t)	Gonzalez, Ind.	22	305	13.9	58	3
7t)	Stokley, Den.	22	243	11.0	36t	1
7t)	Cotchery, NY-J	22	213	9.7	26	1
12)	Wayne, Ind.	21	296	14.1	26	1
13)	Gates, S.D. (TE)	20	203	10.2	22	3
14t)	Jackson, S.D.	19	375	19.7	60	5
14t)	B. Jones, Ten.	19	202	10.6	26	0
14t)	Walter, Hou.	19	151	7.9	17t	3
14t)	Washington, NY-J (RB)	19	144	7.6	15	1
18t)	Evans, Buf.	18	303	16.8	87t	1
18t)	A. Johnson, Hou.	18	267	14.8	61	2
18t)	Scaife, Ten. (TE)	18	209	11.6	44	1
18t)	Daniels, Hou. (TE)	18	207	11.5	33	1
18t)	Moore, Pit. (RB)	18	150	8.3	24	0
23t)	M. Jones, Jac.	17	207	12.2	24	0
23t)	*Bess, Mia.	17	191	11.2	36	1
25t)	Gaffney, N.E.	16	213	13.3	28	1
25t)	Clark, Ind. (TE)	16	140	8.8	21	3
27t)	Coles, NY-J	15	206	13.7	54	2
27t)	Jones-Drew, Jac. (RB)	15	139	9.3	20	0
27t)	Winslow, Cle. (TE)	15	130	8.7	17	2
30t)	Clayton, Bal.	14	250	17.9	53t	1
30t)	Edwards, Cle.	14	240	17.1	49	0
30t)	Northcutt, Jac.	14	191	13.6	30t	2
30t)	Reed, Buf.	14	189	13.5	24	0
30t)	*Royal, Den.	14	172	12.3	28	2
30t)	Z. Miller, Oak. (TE)	14	148	10.6	25	0
30t)	Harrison, Ind.	14	119	8.5	26	1
30t)	*Slaton, Hou. (RB)	14	70	5.0	13	0
30t)	*C. Johnson, Ten. (RB)	14	63	4.5	16	0
39t)	Moss, N.E.	13	278	21.4	66t	4
39t)	*Rice, Bal. (RB)	13	90	6.9	21	0
41t)	*Keller, NY-J (TE)	12	109	9.1	20	1



41t) J. Wright, Cle. (RB)	12	71	5.9	11	1
41t) *Charles, K.C. (RB)	12	63	5.3	15	0
44t) C. Johnson, Cin.	11	122	11.1	22	1
44t) Ginn, Mia.	11	111	10.1	23	0
44t) Rhodes, Ind. (RB)	11	103	9.4	18	0
44t) R. Brown, Mia. (RB)	11	89	8.1	18	0
44t) Faulk, N.E. (RB)	11	75	6.8	22	1
44t) Jackson, Buf. (RB)	11	71	6.5	33	0
44t) Lynch, Buf. (RB)	11	51	4.6	12	0

NFC / THIRD-DOWN RECEIVING LEADERS

Rank	Player, Team	Rec	Yards	Avg	Long	TD
1t)	White, Atl.	29	516	17.8	70t	2
1t)	Witten, Dal. (TE)	29	315	10.9	30	1
3t)	Driver, G.B.	25	341	13.6	50	4
3t)	Taylor, Min. (RB)	25	260	10.4	47t	2
3t)	Boldin, Ariz	25	201	8.0	22	4
6)	Jennings, G.B.	24	429	17.9	52	5
7t)	Breaston, Ariz	22	257	11.7	40	2
7t)	Smith, NY-G	22	236	10.7	30	1
7t)	Moore, N.O.	22	229	10.4	32t	2
7t)	Cooley, Was. (TE)	22	211	9.6	19	0
11)	A. Bryant, T.B.	21	262	12.5	47t	1
12t)	St. Smith, Car.	20	394	19.7	65t	1
12t)	Bruce, S.F.	20	245	12.3	33	2
14)	*D. Jackson, Phi.	19	313	16.5	34	2
15)	Norwood, Atl. (RB)	18	138	7.7	21	0
16t)	Muhammad, Car.	17	192	11.3	47t	1
16t)	Hester, Chi.	17	182	10.7	29	1
16t)	Barber, Dal. (RB)	17	138	8.1	17t	1
16t)	Westbrook, Phi. (RB)	17	128	7.5	40t	3
20t)	Moss, Was.	16	179	11.2	25	2
20t)	Finneran, Atl.	16	135	8.4	14	1
20t)	*Forte, Chi. (RB)	16	131	8.2	18	1
23t)	Owens, Dal.	15	382	25.5	75t	3
23t)	Crayton, Dal.	15	215	14.3	25	2
23t)	Avant, Phi.	15	203	13.5	31	1
23t)	Jackson, St.L (RB)	15	158	10.5	53	1
23t)	Ward, NY-G (RB)	15	138	9.2	35	0
23t)	Hilliard, T.B.	15	137	9.1	36t	3
29t)	C. Johnson, Det.	14	236	16.9	51	3
29t)	Holt, St.L	14	134	9.6	20	0
31t)	*Douglas, Atl.	13	206	15.8	69	1
31t)	Fitzgerald, Ariz	13	204	15.7	38t	1
31t)	Randle El, Was.	13	150	11.5	29	1
31t)	Boss, NY-G (TE)	13	130	10.0	22	2
31t)	Stevens, T.B. (TE)	13	108	8.3	19	0
36t)	Henderson, N.O.	12	307	25.6	81	1
36t)	Berrian, Min.	12	271	22.6	49t	3
36t)	Jones, G.B.	12	187	15.6	46	1
36t)	Clayton, T.B.	12	181	15.1	58t	1
36t)	Hixon, NY-G	12	179	14.9	40	1
36t)	Jenkins, Atl.	12	169	14.1	31	1
36t)	Miller, N.O. (TE)	12	166	13.8	41	0
36t)	Olsen, Chi. (TE)	12	163	13.6	29	2
36t)	Urban, Ariz	12	153	12.8	28	1
36t)	*Carlson, Sea. (TE)	12	136	11.3	28	1
36t)	*Nelson, G.B.	12	136	11.3	29t	1
36t)	Toomer, NY-G	12	133	11.1	31	2
36t)	Engram, Sea.	12	129	10.8	22	0
36t)	*Kev. Smith, Det. (RB)	12	104	8.7	15	0
36t)	Rice, Min.	12	103	8.6	17	3
36t)	Shockey, N.O. (TE)	12	102	8.5	14	0
36t)	Wade, Min.	12	96	8.0	16	1

NFL / THIRD-DOWN RECEIVING LEADERS

Rank	Player, Team	Rec	Yards	Avg	Long	TD
1)	Houshmandzadeh, Cin.	31	344	11.1	26	3
2t)	White, Atl.	29	516	17.8	70t	2
2t)	Gonzalez, K.C. (TE)	29	325	11.2	28	2
2t)	Witten, Dal. (TE)	29	315	10.9	30	1
5)	D. Mason, Bal.	26	355	13.7	35	2
6t)	Driver, G.B.	25	341	13.6	50	4
6t)	Bowe, K.C.	25	311	12.4	21	3
6t)	Taylor, Min. (RB)	25	260	10.4	47t	2
6t)	Welker, N.E.	25	258	10.3	19	2
6t)	Boldin, Ariz	25	201	8.0	22	4
11)	Jennings, G.B.	24	429	17.9	52	5
12)	Ward, Pit.	23	277	12.0	29	4
13t)	Holmes, Pit.	22	377	17.1	47	2
13t)	Marshall, Den.	22	356	16.2	47	1
13t)	Gonzalez, Ind.	22	305	13.9	58	3
13t)	Breaston, Ariz	22	257	11.7	40	2
13t)	Stokley, Den.	22	243	11.0	36t	1
13t)	Smith, NY-G	22	236	10.7	30	1
13t)	Moore, N.O.	22	229	10.4	32t	2
13t)	Cotchery, NY-J	22	213	9.7	26	1
13t)	Cooley, Was. (TE)	22	211	9.6	19	0
22t)	Wayne, Ind.	21	296	14.1	26	1
22t)	A. Bryant, T.B.	21	262	12.5	47t	1
24t)	St. Smith, Car.	20	394	19.7	65t	1
24t)	Bruce, S.F.	20	245	12.3	33	2
24t)	Gates, S.D. (TE)	20	203	10.2	22	3
27t)	Jackson, S.D.	19	375	19.7	60	5
27t)	*D. Jackson, Phi.	19	313	16.5	34	2
27t)	B. Jones, Ten.	19	202	10.6	26	0
27t)	Walter, Hou.	19	151	7.9	17t	3
27t)	Washington, NY-J (RB)	19	144	7.6	15	1
32t)	Evans, Buf.	18	303	16.8	87t	1
32t)	A. Johnson, Hou.	18	267	14.8	61	2
32t)	Scaife, Ten. (TE)	18	209	11.6	44	1
32t)	Daniels, Hou. (TE)	18	207	11.5	33	1
32t)	Moore, Pit. (RB)	18	150	8.3	24	0
32t)	Norwood, Atl. (RB)	18	138	7.7	21	0
38t)	M. Jones, Jac.	17	207	12.2	24	0
38t)	Muhammad, Car.	17	192	11.3	47t	1
38t)	*Bess, Mia.	17	191	11.2	36	1
38t)	Hester, Chi.	17	182	10.7	29	1
38t)	Barber, Dal. (RB)	17	138	8.1	17t	1
38t)	Westbrook, Phi. (RB)	17	128	7.5	40t	3
44t)	Gaffney, N.E.	16	213	13.3	28	1
44t)	Moss, Was.	16	179	11.2	25	2
44t)	Clark, Ind. (TE)	16	140	8.8	21	3
44t)	Finneran, Atl.	16	135	8.4	14	1
44t)	*Forte, Chi. (RB)	16	131	8.2	18	1
49t)	Owens, Dal.	15	382	25.5	75t	3
49t)	Crayton, Dal.	15	215	14.3	25	2



49t) Coles, NY-J	15	206	13.7	54	2
49t) Avant, Phi.	15	203	13.5	31	1
49t) Jackson, St.L (RB)	15	158	10.5	53	1
49t) Jones-Drew, Jac. (RB)	15	139	9.3	20	0
49t) Ward, NY-G (RB)	15	138	9.2	35	0
49t) Hilliard, T.B.	15	137	9.1	36t	3
49t) Winslow, Cle. (TE)	15	130	8.7	17	2

AFC / LEADING SCORERS, NONKICKERS

Rank	Player, Team	TD	Rush	Rec	Ret	X2	Pts
1t)	Jones, NY-J (RB)	15	13	2	0	0	90
1t)	White, Ten. (RB)	15	15	0	0	0	90
3)	Jones-Drew, Jac. (RB)	14	12	2	0	0	84
4)	Tomlinson, S.D. (RB)	12	11	1	0	0	72
5t)	L. McClain, Bal. (RB)	11	10	1	0	0	66
5t)	Moss, N.E. (WR)	11	0	11	0	0	66
7t)	R. Brown, Mia. (RB)	10	10	0	0	0	60
7t)	Gonzalez, K.C. (TE)	10	0	10	0	0	60
7t)	*C. Johnson, Ten. (RB)	10	9	1	0	0	60
7t)	*Slaton, Hou. (RB)	10	9	1	0	0	60
11t)	Rhodes, Ind. (RB)	9	6	3	0	1	56
11t)	Washington, NY-J (RB)	9	6	2	1	1	56
13)	Lynch, BuF. (RB)	9	8	1	0	0	54
14)	A. Johnson, Hou. (WR)	8	0	8	0	1	50
15t)	Gates, S.D. (TE)	8	0	8	0	0	48
15t)	Walter, Hou. (WR)	8	0	8	0	0	48
17)	Sproles, S.D. (RB)	7	1	5	1	1	44
18t)	Addai, Ind. (RB)	7	5	2	0	0	42
18t)	Bowe, K.C. (WR)	7	0	7	0	0	42
18t)	Coles, NY-J (WR)	7	0	7	0	0	42
18t)	Fasano, Mia. (TE)	7	0	7	0	0	42
18t)	Higgins, Oak. (WR)	7	0	4	3	0	42
18t)	Jackson, S.D. (WR)	7	0	7	0	0	42
18t)	McGahee, Bal. (RB)	7	7	0	0	0	42
18t)	Morris, N.E. (RB)	7	7	0	0	0	42
18t)	Ward, Pit. (WR)	7	0	7	0	0	42
27)	Wayne, Ind. (WR)	6	0	6	0	1	38
28t)	Clark, Ind. (TE)	6	0	6	0	0	36
28t)	Faulk, N.E. (RB)	6	3	3	0	0	36
28t)	Gage, Ten. (WR)	6	0	6	0	0	36
28t)	*Hillis, Den. (RB)	6	5	1	0	0	36
28t)	Marshall, Den. (WR)	6	0	6	0	0	36
28t)	Moore, Pit. (RB)	6	5	1	0	0	36
34t)	Cotchery, NY-J (WR)	5	0	5	0	1	32
34t)	D. Mason, Bal. (WR)	5	0	5	0	1	32
34t)	*Royal, Den. (WR)	5	0	5	0	1	32
37t)	Chambers, S.D. (WR)	5	0	5	0	0	30
37t)	*Green-Ellis, N.E. (RB)	5	5	0	0	0	30
37t)	Harrison, Ind. (WR)	5	0	5	0	0	30
37t)	Holmes, Pit. (WR)	5	0	5	0	0	30
37t)	L. Johnson, K.C. (RB)	5	5	0	0	0	30
37t)	Parker, Pit. (RB)	5	5	0	0	0	30
37t)	Williams, Mia. (RB)	5	4	1	0	0	30
44t)	Clayton, Bal. (WR)	4	1	3	0	0	24
44t)	Floyd, S.D. (WR)	4	0	4	0	0	24
44t)	Ginn, Mia. (WR)	4	2	2	0	0	24
44t)	Gonzalez, Ind. (WR)	4	0	4	0	0	24
44t)	Graham, Den. (TE)	4	0	4	0	0	24
44t)	Houshmandzadeh, Cin. (WR)	4	0	4	0	0	24
44t)	C. Johnson, Cin. (WR)	4	0	4	0	0	24
44t)	Jordan, N.E. (RB)	4	4	0	0	0	24
44t)	Lewis, Cle. (RB)	4	4	0	0	0	24
44t)	*McFadden, Oak. (RB)	4	4	0	0	0	24
44t)	Pittman, Den. (RB)	4	4	0	0	0	24
44t)	Thigpen, K.C. (QB)	4	3	1	0	0	24

NFC / LEADING SCORERS, NONKICKERS

Rank	Player, Team	TD	Rush	Rec	Ret	X2	Pts
1)	D. Williams, Car. (RB)	20	18	2	0	1	122
2)	Turner, Atl. (RB)	17	17	0	0	0	102
3)	Jacobs, NY-G (RB)	15	15	0	0	0	90
4)	Westbrook, Phi. (RB)	14	9	5	0	0	84
5)	C. Johnson, Det. (WR)	12	0	12	0	1	74
6t)	Fitzgerald, Ariz (WR)	12	0	12	0	0	72
6t)	*Forte, Chi. (RB)	12	8	4	0	0	72
6t)	P. Thomas, N.O. (RB)	12	9	3	0	0	72
9)	Boldin, Ariz (WR)	11	0	11	0	0	66
10t)	*Hightower, Ariz (RB)	10	10	0	0	0	60
10t)	Moore, N.O. (WR)	10	0	10	0	0	60
10t)	Owens, Dal. (WR)	10	0	10	0	0	60
10t)	Peterson, Min. (RB)	10	10	0	0	0	60
10t)	*Stewart, Car. (RB)	10	10	0	0	0	60
15)	Jennings, G.B. (WR)	9	0	9	0	1	56
16t)	Barber, Dal. (RB)	9	7	2	0	0	54
16t)	Bush, N.O. (RB)	9	2	4	3	0	54
16t)	Portis, Was. (RB)	9	9	0	0	0	54
19)	Gore, S.F. (RB)	8	6	2	0	1	50
20t)	Berrian, Min. (WR)	8	0	7	1	0	48
20t)	Duckett, Sea. (RB)	8	8	0	0	0	48
20t)	Jackson, St.L (RB)	8	7	1	0	0	48
20t)	*Kev. Smith, Det. (RB)	8	8	0	0	0	48
24t)	Bruce, S.F. (WR)	7	0	7	0	0	42
24t)	A. Bryant, T.B. (WR)	7	0	7	0	0	42
24t)	Moss, Was. (WR)	7	0	6	1	0	42
24t)	Shiancoe, Min. (TE)	7	0	7	0	0	42
24t)	White, Atl. (WR)	7	0	7	0	0	42
29t)	Boss, NY-G (TE)	6	0	6	0	0	36
29t)	McAllister, N.O. (RB)	6	5	1	0	0	36
29t)	Norwood, Atl. (RB)	6	4	2	0	0	36
29t)	St. Smith, Car. (WR)	6	0	6	0	0	36
29t)	Taylor, Min. (RB)	6	4	2	0	0	36
34t)	*Carlson, Sea. (TE)	5	0	5	0	0	30
34t)	Colston, N.O. (WR)	5	0	5	0	0	30
34t)	Driver, G.B. (WR)	5	0	5	0	0	30
34t)	Grant, G.B. (RB)	5	4	1	0	0	30
34t)	D. Lee, G.B. (TE)	5	0	5	0	0	30
34t)	Muhammad, Car. (WR)	5	0	5	0	0	30
34t)	Olsen, Chi. (TE)	5	0	5	0	0	30
41t)	*Avery, St.L (WR)	4	1	3	0	0	24
41t)	*Bennett, Dal. (TE)	4	0	4	0	0	24
41t)	Branch, Sea. (WR)	4	0	4	0	0	24
41t)	Buckhalter, Phi. (RB)	4	2	2	0	0	24
41t)	Burress, NY-G (WR)	4	0	4	0	0	24
41t)	Crayton, Dal. (WR)	4	0	4	0	0	24
41t)	Graham, T.B. (RB)	4	4	0	0	0	24
41t)	Hilliard, T.B. (WR)	4	0	4	0	0	24
41t)	*D. Jackson, Phi. (WR)	4	1	2	1	0	24



41t) *F. Jones, Dal. (RB)	4	3	0	1	0	24
41t) Meachem, N.O. (WR)	4	1	3	0	0	24
41t) Randle El, Was. (WR)	4	0	4	0	0	24
41t) Rice, Min. (WR)	4	0	4	0	0	24
41t) Rodgers, G.B. (QB)	4	4	0	0	0	24
41t) Toomer, NY-G (WR)	4	0	4	0	0	24
41t) Urban, Ariz (WR)	4	0	4	0	0	24
41t) Williams, T.B. (RB)	4	4	0	0	0	24
41t) Witten, Dal. (TE)	4	0	4	0	0	24

NFL / LEADING SCORERS, NONKICKERS

Rank	Player, Team	TD	Rush	Rec	Ret	X2	Pts
1)	D. Williams, Car. (RB)	20	18	2	0	1	122
2)	Turner, Atl. (RB)	17	17	0	0	0	102
3t)	Jacobs, NY-G (RB)	15	15	0	0	0	90
3t)	Jones, NY-J (RB)	15	13	2	0	0	90
3t)	White, Ten. (RB)	15	15	0	0	0	90
6t)	Jones-Drew, Jac. (RB)	14	12	2	0	0	84
6t)	Westbrook, Phi. (RB)	14	9	5	0	0	84
8)	C. Johnson, Det. (WR)	12	0	12	0	1	74
9t)	Fitzgerald, Ariz (WR)	12	0	12	0	0	72
9t)	*Forte, Chi. (RB)	12	8	4	0	0	72
9t)	P. Thomas, N.O. (RB)	12	9	3	0	0	72
9t)	Tomlinson, S.D. (RB)	12	11	1	0	0	72
13t)	Boldin, Ariz (WR)	11	0	11	0	0	66
13t)	L. McClain, Bal. (RB)	11	10	1	0	0	66
13t)	Moss, N.E. (WR)	11	0	11	0	0	66
16t)	R. Brown, Mia. (RB)	10	10	0	0	0	60
16t)	Gonzalez, K.C. (TE)	10	0	10	0	0	60
16t)	*Hightower, Ariz (RB)	10	10	0	0	0	60
16t)	*C. Johnson, Ten. (RB)	10	9	1	0	0	60
16t)	Moore, N.O. (WR)	10	0	10	0	0	60
16t)	Owens, Dal. (WR)	10	0	10	0	0	60
16t)	Peterson, Min. (RB)	10	10	0	0	0	60
16t)	*Slaton, Hou. (RB)	10	9	1	0	0	60
16t)	*Stewart, Car. (RB)	10	10	0	0	0	60
25t)	Jennings, G.B. (WR)	9	0	9	0	1	56
25t)	Rhodes, Ind. (RB)	9	6	3	0	1	56
25t)	Washington, NY-J (RB)	9	6	2	1	1	56
28t)	Barber, Dal. (RB)	9	7	2	0	0	54
28t)	Bush, N.O. (RB)	9	2	4	3	0	54
28t)	Lynch, Buf. (RB)	9	8	1	0	0	54
28t)	Portis, Was. (RB)	9	9	0	0	0	54
32t)	Gore, S.F. (RB)	8	6	2	0	1	50
32t)	A. Johnson, Hou. (WR)	8	0	8	0	1	50
34t)	Berrian, Min. (WR)	8	0	7	1	0	48
34t)	Duckett, Sea. (RB)	8	8	0	0	0	48
34t)	Gates, S.D. (TE)	8	0	8	0	0	48
34t)	Jackson, St.L (RB)	8	7	1	0	0	48
34t)	*Kev. Smith, Det. (RB)	8	8	0	0	0	48
34t)	Walter, Hou. (WR)	8	0	8	0	0	48
40)	Sproles, S.D. (RB)	7	1	5	1	1	44
41t)	Addai, Ind. (RB)	7	5	2	0	0	42
41t)	Bowe, K.C. (WR)	7	0	7	0	0	42
41t)	Bruce, S.F. (WR)	7	0	7	0	0	42
41t)	A. Bryant, T.B. (WR)	7	0	7	0	0	42
41t)	Coles, NY-J (WR)	7	0	7	0	0	42
41t)	Fasano, Mia. (TE)	7	0	7	0	0	42
41t)	Higgins, Oak. (WR)	7	0	4	3	0	42
41t)	Jackson, S.D. (WR)	7	0	7	0	0	42
41t)	McGahee, Bal. (RB)	7	7	0	0	0	42
41t)	Morris, N.E. (RB)	7	7	0	0	0	42
41t)	Moss, Was. (WR)	7	0	6	1	0	42
41t)	Shiancoe, Min. (TE)	7	0	7	0	0	42
41t)	Ward, Pit. (WR)	7	0	7	0	0	42
41t)	White, Atl. (WR)	7	0	7	0	0	42

AFC / LEADING SCORERS, KICKERS

Rank	Player, Team	PAT	FG	Pct	Long	Pts
1)	Gostkowski, N.E.	40/40	36/40	.900	50	148
2t)	Bironas, Ten.	40/40	29/33	.879	51	127
2t)	Kaeding, S.D.	46/46	27/32	.844	57	127
4t)	K. Brown, Hou.	37/37	29/33	.879	53	124
4t)	Lindell, Buf.	34/34	30/38	.789	53	124
6)	Stover, Bal.	41/41	27/33	.818	47	122
7)	Reed, Pit.	36/37	27/31	.871	53	117
8)	Prater, Den.	39/40	25/34	.735	56	114
9)	Feely, NY-J	39/39	24/28	.857	55	111
10)	Dawson, Cle.	18/18	30/36	.833	56	108
11t)	*Carpenter, Mia.	40/40	21/25	.840	50	103
11t)	Vinatieri, Ind.	43/43	20/25	.800	52	103
13)	Janikowski, Oak.	25/26	24/30	.800	57	97
14)	Scobee, Jac.	33/33	19/25	.760	53	90
15)	Graham, Cin.	15/15	21/24	.875	45	78
16)	*Barth, K.C.	24/24	10/12	.833	45	54
17)	Novak, K.C.	7/ 7	6/10	.600	43	25
18)	Rayner, Cin.	3/ 3	1/ 1	1.000	26	6
19)	*Hauschka, Bal.	0/ 0	1/ 2	.500	54	3
20)	Nugent, NY-J	2/ 2	0/ 1	.000	--	2

NFC / LEADING SCORERS, KICKERS

Rank	Player, Team	PAT	FG	Pct	Long	Pts
1)	Akers, Phi.	45/45	33/40	.825	51	144
2)	Carney, NY-G	38/38	35/38	.921	51	143
3)	M. Bryant, T.B.	35/36	32/38	.842	49	131
4)	Kasay, Car.	46/46	28/31	.903	50	130
5)	Elam, Atl.	42/42	29/31	.935	50	129
6t)	Crosby, G.B.	46/46	27/34	.794	53	127
6t)	Longwell, Min.	40/40	29/34	.853	54	127
8)	Nedney, S.F.	34/34	29/33	.879	53	121
9t)	Gould, Chi.	41/41	26/29	.897	48	119
9t)	Rackers, Ariz	44/44	25/28	.893	54	119
11)	J. Brown, St.L	19/19	31/36	.861	54	112
12)	Suisham, Was.	25/25	26/36	.722	50	103
13t)	Folk, Dal.	42/42	20/22	.909	52	102
13t)	Mare, Sea.	30/30	24/27	.889	51	102
15)	Hanson, Det.	25/26	21/22	.955	56	88
16)	*Hartley, N.O.	28/28	13/13	1.000	47	67
17)	Gramatica, N.O.	16/16	6/10	.600	53	34
18)	*Mehlhaff, N.O.	9/10	3/ 4	.750	44	18
19)	Tynes, NY-G	3/ 3	1/ 1	1.000	19	6



NFL / LEADING SCORERS, KICKERS

Rank	Player, Team	PAT	FG	Pct	Long	Pts
1)	Gostkowski, N.E.	40/40	36/40	.900	50	148
2)	Akers, Phi.	45/45	33/40	.825	51	144
3)	Carney, NY-G	38/38	35/38	.921	51	143
4)	M. Bryant, T.B.	35/36	32/38	.842	49	131
5)	Kasay, Car.	46/46	28/31	.903	50	130
6)	Elam, Atl.	42/42	29/31	.935	50	129
7t)	Bironas, Ten.	40/40	29/33	.879	51	127
7t)	Crosby, G.B.	46/46	27/34	.794	53	127
7t)	Kaeding, S.D.	46/46	27/32	.844	57	127
7t)	Longwell, Min.	40/40	29/34	.853	54	127
11t)	K. Brown, Hou.	37/37	29/33	.879	53	124
11t)	Lindell, Buf.	34/34	30/38	.789	53	124
13)	Stover, Bal.	41/41	27/33	.818	47	122
14)	Nedney, S.F.	34/34	29/33	.879	53	121
15t)	Gould, Chi.	41/41	26/29	.897	48	119
15t)	Rackers, Ariz	44/44	25/28	.893	54	119
17)	Reed, Pit.	36/37	27/31	.871	53	117
18)	Prater, Den.	39/40	25/34	.735	56	114
19)	J. Brown, St.L	19/19	31/36	.861	54	112
20)	Feely, NY-J	39/39	24/28	.857	55	111
21)	Dawson, Cle.	18/18	30/36	.833	56	108
22t)	*Carpenter, Mia.	40/40	21/25	.840	50	103
22t)	Suisham, Was.	25/25	26/36	.722	50	103
22t)	Vinatieri, Ind.	43/43	20/25	.800	52	103
25t)	Folk, Dal.	42/42	20/22	.909	52	102
25t)	Mare, Sea.	30/30	24/27	.889	51	102
27)	Janikowski, Oak.	25/26	24/30	.800	57	97
28)	Scobee, Jac.	33/33	19/25	.760	53	90
29)	Hanson, Det.	25/26	21/22	.955	56	88
30)	Graham, Cin.	15/15	21/24	.875	45	78
31)	*Hartley, N.O.	28/28	13/13	1.000	47	67
32)	*Barth, K.C.	24/24	10/12	.833	45	54
33)	Gramatica, N.O.	16/16	6/10	.600	53	34
34)	Novak, K.C.	7/ 7	6/10	.600	43	25
35)	*Mehlhaff, N.O.	9/10	3/ 4	.750	44	18
36t)	Rayner, Cin.	3/ 3	1/ 1	1.000	26	6
36t)	Tynes, NY-G	3/ 3	1/ 1	1.000	19	6
38)	*Hauschka, Bal.	0/ 0	1/ 2	.500	54	3
39)	Nugent, NY-J	2/ 2	0/ 1	.000	--	2

AFC / TOUCHBACKS ON KICKOFFS

Rank	Player, Team	TB
1t)	Bironas, Ten.	22
1t)	Janikowski, Oak.	22
3)	Prater, Den.	19
4)	Gostkowski, N.E.	17
5)	Dawson, Cle.	12
6t)	Lindell, Buf.	10
6t)	Scobee, Jac.	10
8t)	K. Brown, Hou.	9
8t)	Reed, Pit.	9
10t)	Graham, Cin.	8
10t)	Kaeding, S.D.	8
10t)	Vinatieri, Ind.	8
13t)	*Carpenter, Mia.	7
13t)	Feely, NY-J	7
15)	Stover, Bal.	5
16t)	*Barth, K.C.	4
16t)	*Hauschka, Bal.	4
18)	Rayner, Cin.	1

NFC / TOUCHBACKS ON KICKOFFS

Rank	Player, Team	TB
1)	Lloyd, Car.	30
2)	Mare, Sea.	22
3t)	Akers, Phi.	17
3t)	Crosby, G.B.	17
5)	Koenen, Atl.	16
6)	Rackers, Ariz	15
7t)	Gould, Chi.	9
7t)	*Hartley, N.O.	9
7t)	Nedney, S.F.	9
7t)	Suisham, Was.	9
11)	J. Brown, St.L	8
12)	Hanson, Det.	7
13t)	M. Bryant, T.B.	6
13t)	Longwell, Min.	6
15)	Gramatica, N.O.	4
16)	Carney, NY-G	3
17t)	*Mehlhaff, N.O.	1
17t)	Tynes, NY-G	1

NFL / TOUCHBACKS ON KICKOFFS

Rank	Player, Team	TB
1)	Lloyd, Car.	30
2t)	Bironas, Ten.	22
2t)	Janikowski, Oak.	22
2t)	Mare, Sea.	22
5)	Prater, Den.	19
6t)	Akers, Phi.	17
6t)	Crosby, G.B.	17
6t)	Gostkowski, N.E.	17
9)	Koenen, Atl.	16
10)	Rackers, Ariz	15
11)	Dawson, Cle.	12
12t)	Lindell, Buf.	10
12t)	Scobee, Jac.	10
14t)	K. Brown, Hou.	9
14t)	Gould, Chi.	9
14t)	*Hartley, N.O.	9
14t)	Nedney, S.F.	9
14t)	Reed, Pit.	9
14t)	Suisham, Was.	9
20t)	J. Brown, St.L	8
20t)	Graham, Cin.	8
20t)	Kaeding, S.D.	8
20t)	Vinatieri, Ind.	8
24t)	*Carpenter, Mia.	7
24t)	Feely, NY-J	7
24t)	Hanson, Det.	7
27t)	M. Bryant, T.B.	6
27t)	Longwell, Min.	6
29)	Stover, Bal.	5
30t)	*Barth, K.C.	4
30t)	Gramatica, N.O.	4

**NFL / MOST YARDS FROM SCRIMMAGE**

Rank	Player, Team	Total			Rushing			Receiving		
		Yards	Att+Rec	Avg	Yards	Att	Avg	Yards	Rec	Avg
1)	Peterson, Min. (RB)	1885	384	4.9	1760	363	4.8	125	21	6.0
2)	Turner, Atl. (RB)	1740	382	4.6	1699	376	4.5	41	6	6.8
3)	*Forte, Chi. (RB)	1715	379	4.5	1238	316	3.9	477	63	7.6
4)	Portis, Was. (RB)	1705	370	4.6	1487	342	4.3	218	28	7.8
5)	*Slaton, Hou. (RB)	1659	318	5.2	1282	268	4.8	377	50	7.5
6)	D. Williams, Car. (RB)	1636	295	5.5	1515	273	5.5	121	22	5.5
7)	A. Johnson, Hou. (WR)	1575	115	13.7	0	0	---	1575	115	13.7
8)	Tomlinson, S.D. (RB)	1536	344	4.5	1110	292	3.8	426	52	8.2
9)	Jones, NY-J (RB)	1519	326	4.7	1312	290	4.5	207	36	5.8
10)	*C. Johnson, Ten. (RB)	1488	294	5.1	1228	251	4.9	260	43	6.0
11)	St. Smith, Car. (WR)	1461	83	17.6	40	5	8.0	1421	78	18.2
12)	Fitzgerald, Ariz (WR)	1431	96	14.9	0	0	---	1431	96	14.9
13)	Jackson, St.L (RB)	1421	293	4.8	1042	253	4.1	379	40	9.5
14t)	Gore, S.F. (RB)	1409	283	5.0	1036	240	4.3	373	43	8.7
14t)	Ward, NY-G (RB)	1409	223	6.3	1025	182	5.6	384	41	9.4
16)	Jones-Drew, Jac. (RB)	1389	259	5.4	824	197	4.2	565	62	9.1
17)	White, Atl. (WR)	1386	90	15.4	4	2	2.0	1382	88	15.7
18)	Westbrook, Phi. (RB)	1338	287	4.7	936	233	4.0	402	54	7.4
19)	Lynch, Buf. (RB)	1336	297	4.5	1036	250	4.1	300	47	6.4
20)	C. Johnson, Det. (WR)	1330	81	16.4	-1	3	-0.3	1331	78	17.1
21)	Grant, G.B. (RB)	1319	330	4.0	1203	312	3.9	116	18	6.4
22)	Barber, Dal. (RB)	1302	290	4.5	885	238	3.7	417	52	8.0
23)	Jennings, G.B. (WR)	1292	80	16.2	0	0	---	1292	80	16.2
24)	A. Bryant, T.B. (WR)	1270	85	14.9	22	2	11.0	1248	83	15.0
25)	*Kev. Smith, Det. (RB)	1262	277	4.6	976	238	4.1	286	39	7.3
26)	Marshall, Den. (WR)	1261	106	11.9	-4	2	-2.0	1265	104	12.2
27)	Welker, N.E. (WR)	1191	114	10.4	26	3	8.7	1165	111	10.5
28)	Lewis, Cle. (RB)	1180	302	3.9	1002	279	3.6	178	23	7.7
29)	R. Brown, Mia. (RB)	1170	247	4.7	916	214	4.3	254	33	7.7
30)	Jackson, S.D. (WR)	1167	63	18.5	69	4	17.3	1098	59	18.6
31)	Wayne, Ind. (WR)	1145	82	14.0	0	0	---	1145	82	14.0
32)	Jacobs, NY-G (RB)	1125	225	5.0	1089	219	5.0	36	6	6.0
33)	Dunn, T.B. (RB)	1116	233	4.8	786	186	4.2	330	47	7.0
34)	Boldin, Ariz (WR)	1105	98	11.3	67	9	7.4	1038	89	11.7
35)	*Royal, Den. (WR)	1089	102	10.7	109	11	9.9	980	91	10.8
36)	Owens, Dal. (WR)	1085	76	14.3	33	7	4.7	1052	69	15.2
37)	Moss, Was. (WR)	1071	80	13.4	27	1	27.0	1044	79	13.2
38)	Gonzalez, K.C. (TE)	1058	96	11.0	0	0	---	1058	96	11.0
39)	Ward, Pit. (WR)	1047	82	12.8	4	1	4.0	1043	81	12.9
40)	D. Mason, Bal. (WR)	1040	81	12.8	3	1	3.0	1037	80	13.0
41)	Evans, Buf. (WR)	1039	64	16.2	22	1	22.0	1017	63	16.1
42)	L. McClain, Bal. (RB)	1025	251	4.1	902	232	3.9	123	19	6.5
43)	Bowe, K.C. (WR)	1022	86	11.9	0	0	---	1022	86	11.9
44)	Driver, G.B. (WR)	1016	76	13.4	4	2	2.0	1012	74	13.7
45)	Breaston, Ariz (WR)	1014	79	12.8	8	2	4.0	1006	77	13.1
46t)	*D. Jackson, Phi. (WR)	1008	79	12.8	96	17	5.6	912	62	14.7
46t)	Moss, N.E. (WR)	1008	71	14.2	0	2	0.0	1008	69	14.6
48)	Faulk, N.E. (RB)	993	141	7.0	507	83	6.1	486	58	8.4
49)	Berrian, Min. (WR)	990	52	19.0	26	4	6.5	964	48	20.1
50)	Witten, Dal. (TE)	952	81	11.8	0	0	---	952	81	11.8

AFC / LEADERS IN FIRST DOWNS

Rank	Player, Team	Rush	Rec	Tot
1)	A. Johnson, Hou. (WR)	0	79	79
2)	Jones, NY-J (RB)	63	12	75
3t)	Jones-Drew, Jac. (RB)	47	27	74
3t)	*Slaton, Hou. (RB)	60	14	74
5)	Tomlinson, S.D. (RB)	52	19	71
6t)	Gonzalez, K.C. (TE)	0	67	67
6t)	Lynch, Buf. (RB)	53	14	67
8t)	*C. Johnson, Ten. (RB)	54	11	65
8t)	Marshall, Den. (WR)	0	65	65
10)	Wayne, Ind. (WR)	0	63	63
11t)	R. Brown, Mia. (RB)	48	12	60
11t)	D. Mason, Bal. (WR)	0	60	60
13t)	L. McClain, Bal. (RB)	51	7	58
13t)	Welker, N.E. (WR)	1	57	58
15t)	Jackson, S.D. (WR)	3	52	55
15t)	Ward, Pit. (WR)	0	55	55
17)	Moore, Pit. (RB)	36	17	53
18)	Houshmandzadeh, Cin. (WR)	0	51	51
19t)	Lewis, Cle. (RB)	42	8	50
19t)	Morris, N.E. (RB)	45	5	50
21)	Bowe, K.C. (WR)	0	49	49
22t)	Evans, Buf. (WR)	1	46	47
22t)	Faulk, N.E. (RB)	24	23	47
22t)	L. Johnson, K.C. (RB)	44	3	47
22t)	M. Jones, Jac. (WR)	0	47	47
26t)	Daniels, Hou. (TE)	0	46	46
26t)	Moss, N.E. (WR)	0	46	46
26t)	*Royal, Den. (WR)	3	43	46
29)	Jackson, Buf. (RB)	34	11	45
30t)	Coles, NY-J (WR)	0	44	44
30t)	White, Ten. (RB)	43	1	44
30t)	Williams, Mia. (RB)	35	9	44
33t)	Addai, Ind. (RB)	34	9	43
33t)	Cotchery, NY-J (WR)	0	43	43
35t)	Benson, Cin. (RB)	36	6	42
35t)	Edwards, Cle. (WR)	0	42	42
35t)	McGahee, Bal. (RB)	34	8	42
35t)	Walter, Hou. (WR)	3	39	42
39t)	Clark, Ind. (TE)	0	41	41
39t)	Harrison, Ind. (WR)	0	41	41
39t)	Holmes, Pit. (WR)	1	40	41
39t)	Rhodes, Ind. (RB)	27	14	41
43)	Gates, S.D. (TE)	0	39	39
44t)	Ginn, Mia. (WR)	2	36	38
44t)	*McFadden, Oak. (RB)	24	14	38
46t)	Gonzalez, Ind. (WR)	0	36	36
46t)	C. Johnson, Cin. (WR)	0	36	36
46t)	Reed, Buf. (WR)	0	36	36
49)	Stokley, Den. (WR)	0	35	35
50)	Fargas, Oak. (RB)	32	2	34

NFC / LEADERS IN FIRST DOWNS

Rank	Player, Team	Rush	Rec	Tot
1t)	*Forte, Chi. (RB)	63	23	86
1t)	Portis, Was. (RB)	75	11	86
1t)	Turner, Atl. (RB)	84	2	86
4)	Peterson, Min. (RB)	81	4	85
5t)	Barber, Dal. (RB)	57	16	73
5t)	Jackson, St.L (RB)	58	15	73
5t)	D. Williams, Car. (RB)	66	7	73
8t)	Ward, NY-G (RB)	53	14	67



8t) Westbrook, Phi. (RB)	49	18	67
10) Fitzgerald, Ariz (WR)	0	66	66
11t) A. Bryant, T.B. (WR)	2	60	62
11t) St. Smith, Car. (WR)	3	59	62
13) White, Atl. (WR)	0	61	61
14t) Boldin, Ariz (WR)	3	56	59
14t) Gore, S.F. (RB)	44	15	59
16t) *Kev. Smith, Det. (RB)	49	9	58
16t) P. Thomas, N.O. (RB)	43	15	58
18) Jacobs, NY-G (RB)	57	0	57
19) Grant, G.B. (RB)	53	3	56
20) Jennings, G.B. (WR)	0	55	55
21) C. Johnson, Det. (WR)	1	52	53
22) Moss, Was. (WR)	1	50	51
23) Witten, Dal. (TE)	0	50	50
24) *D. Jackson, Phi. (WR)	5	43	48
25) Muhammad, Car. (WR)	0	46	46
26) *Hightower, Ariz (RB)	34	11	45
27t) Breaston, Ariz (WR)	0	44	44
27t) Driver, G.B. (WR)	0	44	44
27t) *Stewart, Car. (RB)	42	2	44
30t) Bruce, S.F. (WR)	0	43	43
30t) Cooley, Was. (TE)	0	43	43
32t) Bush, N.O. (RB)	20	22	42
32t) Dunn, T.B. (RB)	31	11	42
34t) Holt, St.L (WR)	0	40	40
34t) Moore, N.O. (WR)	0	40	40
34t) Owens, Dal. (WR)	2	38	40
37) Jenkins, Atl. (WR)	0	37	37
38t) Berrian, Min. (WR)	2	34	36
38t) *Carlson, Sea. (TE)	0	36	36
38t) Taylor, Min. (RB)	19	17	36
41t) Colston, N.O. (WR)	0	35	35
41t) Smith, NY-G (WR)	0	35	35
43t) Norwood, Atl. (RB)	22	12	34
43t) Randle El, Was. (WR)	0	34	34
45t) *Avery, St.L (WR)	3	30	33
45t) Buckhalter, Phi. (RB)	18	15	33
45t) Hester, Chi. (WR)	4	29	33
45t) J. Jones, Sea. (RB)	29	4	33
49t) Graham, T.B. (RB)	26	6	32
49t) Morris, Sea. (RB)	27	5	32
49t) Wade, Min. (WR)	0	32	32

NFL / LEADERS IN FIRST DOWNS

Rank	Player, Team	Rush	Rec	Tot
1t) *Forte, Chi. (RB)		63	23	86
1t) Portis, Was. (RB)		75	11	86
1t) Turner, Atl. (RB)		84	2	86
4) Peterson, Min. (RB)		81	4	85
5) A. Johnson, Hou. (WR)		0	79	79
6) Jones, NY-J (RB)		63	12	75
7t) Jones-Drew, Jac. (RB)		47	27	74
7t) *Slaton, Hou. (RB)		60	14	74
9t) Barber, Dal. (RB)		57	16	73
9t) Jackson, St.L (RB)		58	15	73
9t) D. Williams, Car. (RB)		66	7	73
12) Tomlinson, S.D. (RB)		52	19	71
13t) Gonzalez, K.C. (TE)		0	67	67
13t) Lynch, Buf. (RB)		53	14	67
13t) Ward, NY-G (RB)		53	14	67
13t) Westbrook, Phi. (RB)		49	18	67
17) Fitzgerald, Ariz (WR)		0	66	66
18t) *C. Johnson, Ten. (RB)		54	11	65
18t) Marshall, Den. (WR)		0	65	65
20) Wayne, Ind. (WR)		0	63	63
21t) A. Bryant, T.B. (WR)		2	60	62
21t) St. Smith, Car. (WR)		3	59	62
23) White, Atl. (WR)		0	61	61
24t) R. Brown, Mia. (RB)		48	12	60
24t) D. Mason, Bal. (WR)		0	60	60
26t) Boldin, Ariz (WR)		3	56	59
26t) Gore, S.F. (RB)		44	15	59
28t) L. McClain, Bal. (RB)		51	7	58
28t) *Kev. Smith, Det. (RB)		49	9	58
28t) P. Thomas, N.O. (RB)		43	15	58
28t) Welker, N.E. (WR)		1	57	58
32) Jacobs, NY-G (RB)		57	0	57
33) Grant, G.B. (RB)		53	3	56
34t) Jackson, S.D. (WR)		3	52	55
34t) Jennings, G.B. (WR)		0	55	55
34t) Ward, Pit. (WR)		0	55	55
37t) C. Johnson, Det. (WR)		1	52	53
37t) Moore, Pit. (RB)		36	17	53
39t) Houshmandzadeh, Cin. (WR)		0	51	51
39t) Moss, Was. (WR)		1	50	51
41t) Lewis, Cle. (RB)		42	8	50
41t) Morris, N.E. (RB)		45	5	50
41t) Witten, Dal. (TE)		0	50	50
44) Bowe, K.C. (WR)		0	49	49
45) *D. Jackson, Phi. (WR)		5	43	48
46t) Evans, Buf. (WR)		1	46	47
46t) Faulk, N.E. (RB)		24	23	47
46t) L. Johnson, K.C. (RB)		44	3	47
46t) M. Jones, Jac. (WR)		0	47	47
50t) Daniels, Hou. (TE)		0	46	46
50t) Moss, N.E. (WR)		0	46	46
50t) Muhammad, Car. (WR)		0	46	46
50t) *Royal, Den. (WR)		3	43	46

AFC / LEADING PUNTERS

Rank	Player, Team	No	Yards	Lg	Avg	TB	Blk	Dwn	OB	Opp Ret	In	Net	
1) Lechler, Oak.		90	4391	70	48.8	13	0	18	5	43	425	33	41.2
2) *Kern, Den.		46	2150	64	46.7	4	0	4	4	28	330	13	37.8
3) Scifres, S.D.		51	2332	67	45.7	5	0	8	3	23	146	19	40.9
4) Zastudil, Cle.		75	3410	65	45.5	11	0	18	7	32	235	23	39.4
5) Koch, Bal.		84	3777	74	45.0	9	0	13	12	38	245	34	39.9
6) Colquitt, K.C.		70	3110	73	44.4	8	0	18	2	28	209	27	39.2
7) H. Smith, Ind.		53	2345	64	44.2	2	0	10	3	27	249	23	38.8
8) Moorman, Buf.		58	2557	63	44.1	5	0	14	9	18	187	23	39.1
9) Fields, Mia.		74	3249	71	43.9	7	0	7	8	37	485	24	35.5
10) Hanson, N.E.		49	2143	70	43.7	10	0	6	9	11	158	19	36.4
11) Podlesh, Jac.		46	1989	60	43.2	5	0	1	3	24	206	12	36.6
12) Hodges, NY-J		44	1884	61	42.8	5	1	6	1	20	187	14	35.5
13) Hentrich, Ten.		87	3725	75	42.8	13	0	15	7	32	290	27	36.5
14) Weatherford, ALL totals		59	2521	61	42.7	10	0	2	7	26	307	8	34.1



16)	Bidwell, T.B.	77	3426	64	44.5	7	0	9	12	39	392	27	37.6
17)	Koenen, Atl.	63	2566	60	40.7	4	2	8	4	20	49	25	37.5
18)	Baker, Car.	73	3217	63	44.1	5	3	11	3	41	276	30	37.4
19)	Podlesh, Jac.	46	1989	60	43.2	5	0	1	3	24	206	12	36.6
20)	Hentrich, Ten.	87	3725	75	42.8	13	0	15	7	32	290	27	36.5
21)	Berger, Pit.	66	2728	61	41.3	4	0	7	4	38	243	19	36.4
22)	Hanson, N.E.	49	2143	70	43.7	10	0	6	9	11	158	19	36.4
23)	Frost, G.B.	48	2021	65	42.1	5	0	6	6	24	189	8	36.1
24)	Hodges, NY-J	44	1884	61	42.8	5	1	6	1	20	187	14	35.5
25)	Fields, Mia.	74	3249	71	43.9	7	0	7	8	37	485	24	35.5
26)	Paulescu, Dal.	53	2213	70	41.8	5	0	4	6	21	246	14	35.2
27)	D. Johnson, Ariz	40	1670	59	41.8	4	0	6	4	19	182	13	35.2
28)	Turk, Hou.	53	2240	59	42.3	7	0	10	1	21	235	17	35.2
29)	Kluwe, Min.	73	3473	62	47.6	13	1	5	5	42	624	23	35.0
30)	Larson, Cin.	100	3946	57	39.5	3	1	16	11	48	436	28	34.2
31)	Weatherford, ALL totals	59	2521	61	42.7	10	0	2	7	26	307	8	34.1
32)	Plackemeier, Sea.-Was.	66	2741	62	41.5	10	1	11	8	27	310	17	33.3

AFC / PUNT RETURN LEADERS

Rank	Player, Team	Ret	FC	Yards	Avg	Long	TD
1)	Parrish, Buf.	21	10	322	15.3	63t	1
2)	Higgins, Oak.	44	12	570	13.0	93t	3
3)	Jones, Hou.	32	17	386	12.1	73t	2
4)	Leonhard, Bal.	20	9	232	11.6	46	0
5)	Sproles, S.D.	22	12	249	11.3	43	0
6)	*Bess, Mia.	21	10	231	11.0	27	0
7)	Washington, NY-J	29	9	303	10.4	37	0
8)	Carr, Ten.	32	20	323	10.1	44	0
9)	Welker, N.E.	24	6	237	9.9	44	0
10)	Cribbs, Cle.	28	7	228	8.1	32	0
11)	Chatman, Cin.	21	5	158	7.5	34	0
12)	Holmes, Pit.	34	7	226	6.6	35	0
13)	Figurs, Bal.	23	11	138	6.0	35	0

NFC / PUNT RETURN LEADERS

Rank	Player, Team	Ret	FC	Yards	Avg	Long	TD
1)	*C. Smith, T.B.	23	4	324	14.1	70t	1
2)	Bush, N.O.	20	3	270	13.5	71t	3
3)	Jones, Car.	39	20	443	11.4	55	0
4)	Blackmon, G.B.	36	11	398	11.1	76t	2
5)	Hixon, NY-G	24	9	242	10.1	50	0
6)	*Forsett, Sea.-Ind.-Sea.	27	10	263	9.7	29	0
7)	*D. Jackson, Phi.	50	16	440	8.8	68t	1
8)	Breaston, Ariz	33	10	237	7.2	25	0
9)	Randle El, Was.	39	21	254	6.5	36	0
10)	Jennings, Atl.-Det.	24	6	151	6.3	37	0
11)	Hester, Chi.	32	14	198	6.2	25	0
12)	*D. Jackson, T.B.	20	0	97	4.9	19	0
13)	A. Jones, Dal.	21	0	95	4.5	18	0

NFL / PUNT RETURN LEADERS

Rank	Player, Team	Ret	FC	Yards	Avg	Long	TD
1)	Parrish, Buf.	21	10	322	15.3	63t	1
2)	*C. Smith, T.B.	23	4	324	14.1	70t	1
3)	Bush, N.O.	20	3	270	13.5	71t	3
4)	Higgins, Oak.	44	12	570	13.0	93t	3
5)	Jones, Hou.	32	17	386	12.1	73t	2
6)	Leonhard, Bal.	20	9	232	11.6	46	0
7)	Jones, Car.	39	20	443	11.4	55	0
8)	Sproles, S.D.	22	12	249	11.3	43	0
9)	Blackmon, G.B.	36	11	398	11.1	76t	2
10)	*Bess, Mia.	21	10	231	11.0	27	0
11)	Washington, NY-J	29	9	303	10.4	37	0
12)	Carr, Ten.	32	20	323	10.1	44	0
13)	Hixon, NY-G	24	9	242	10.1	50	0
14)	Welker, N.E.	24	6	237	9.9	44	0
15)	*Forsett, Sea.-Ind.-Sea.	27	10	263	9.7	29	0
16)	*D. Jackson, Phi.	50	16	440	8.8	68t	1
17)	Cribbs, Cle.	28	7	228	8.1	32	0
18)	Chatman, Cin.	21	5	158	7.5	34	0
19)	Breaston, Ariz	33	10	237	7.2	25	0
20)	Holmes, Pit.	34	7	226	6.6	35	0
21)	Randle El, Was.	39	21	254	6.5	36	0
22)	Jennings, Atl.-Det.	24	6	151	6.3	37	0
23)	Hester, Chi.	32	14	198	6.2	25	0
24)	Figurs, Bal.	23	11	138	6.0	35	0
25)	*D. Jackson, T.B.	20	0	97	4.9	19	0
26)	A. Jones, Dal.	21	0	95	4.5	18	0

AFC / KICKOFF RETURN LEADERS

Rank	Player, Team	Ret	Yards	Avg	Long	TD
1)	Hobbs, N.E.	45	1281	28.5	95t	1
2)	*McKelvin, Buf.	52	1468	28.2	98t	1
3)	Carr, Ten.	35	984	28.1	52	0
4)	*Royal, Den.	23	600	26.1	95	0
5)	Sproles, S.D.	53	1376	26.0	103t	1
6)	Washington, NY-J	48	1231	25.6	94	1
7)	Cribbs, Cle.	44	1110	25.2	92t	1
8)	J. Miller, NY-J-Oak.	33	816	24.7	92t	2
9)	*Savage, K.C.	26	633	24.3	59	0
10)	Holt, Cin.	46	1110	24.1	60	0
11)	*Witherspoon, Jac.	52	1250	24.0	51	0
12)	Higgins, Oak.	36	842	23.4	69	0
13)	An. Davis, Hou.	43	993	23.1	50	0
14)	Hall, Den.	21	469	22.3	28	0
15)	*Garcon, Ind.	22	475	21.6	39	0
16)	Figurs, Bal.	29	608	21.0	39	0
17)	Ginn, Mia.	32	657	20.5	41	0

NFC / KICKOFF RETURN LEADERS

Rank	Player, Team	Ret	Yards	Avg	Long	TD
1)	Manning, Chi.	36	1070	29.7	83t	1
2)	*C. Smith, T.B.	36	992	27.6	97t	1
3)	Rossum, S.F.	47	1259	26.8	104t	1
4)	Norwood, Atl.	51	1311	25.7	92	0
5)	Arrington, Ariz	36	923	25.6	93t	1
6)	Cartwright, Was.	51	1307	25.6	87	0
7)	P. Thomas, N.O.	31	793	25.6	88	0
8)	Wilson, Sea.	69	1753	25.4	61	0
9)	*Dempsey, Phi.	52	1314	25.3	100t	1
10)	Stanley, St.L	25	620	24.8	75	0
11)	Jones, Car.	40	958	24.0	59	0
12)	Roby, Ind.-N.O.	24	573	23.9	62	0
13)	M. Hicks, Min.	29	690	23.8	38	0
14)	Cason, Det.	32	746	23.3	46	0
15)	Bradshaw, NY-G	39	867	22.2	58	0
16)	Middleton, Det.	39	864	22.2	42	0



17)	Hester, Chi.	31	679	21.9	51	0
18)	Austin, Dal.	29	624	21.5	36	0
19)	Blackmon, G.B.	55	1157	21.0	45	0
20)	D. Hall, St.L	37	763	20.6	41	0
21)	Breaston, Ariz	33	667	20.2	38	0

NFL / KICKOFF RETURN LEADERS

Rank	Player, Team	Ret	Yards	Avg	Long	TD
1)	Manning, Chi.	36	1070	29.7	83t	1
2)	Hobbs, N.E.	45	1281	28.5	95t	1
3)	*McKelvin, Buf.	52	1468	28.2	98t	1
4)	Carr, Ten.	35	984	28.1	52	0
5)	*C. Smith, T.B.	36	992	27.6	97t	1
6)	Rossum, S.F.	47	1259	26.8	104t	1
7)	*Royal, Den.	23	600	26.1	95	0
8)	Sproles, S.D.	53	1376	26.0	103t	1
9)	Norwood, Atl.	51	1311	25.7	92	0
10)	Washington, NY-J	48	1231	25.6	94	1
11)	Arrington, Ariz	36	923	25.6	93t	1
12)	Cartwright, Was.	51	1307	25.6	87	0
13)	P. Thomas, N.O.	31	793	25.6	88	0
14)	Wilson, Sea.	69	1753	25.4	61	0
15)	*Demps, Phi.	52	1314	25.3	100t	1
16)	Cribbs, Cle.	44	1110	25.2	92t	1
17)	Stanley, St.L	25	620	24.8	75	0
18)	J. Miller, NY-J-Oak.	33	816	24.7	92t	2
19)	*Savage, K.C.	26	633	24.3	59	0
20)	Holt, Cin.	46	1110	24.1	60	0
21)	*Witherspoon, Jac.	52	1250	24.0	51	0
22)	Jones, Car.	40	958	24.0	59	0
23)	Roby, Ind.-N.O.	24	573	23.9	62	0
24)	M. Hicks, Min.	29	690	23.8	38	0
25)	Higgins, Oak.	36	842	23.4	69	0
26)	Cason, Det.	32	746	23.3	46	0
27)	An. Davis, Hou.	43	993	23.1	50	0
28)	Hall, Den.	21	469	22.3	28	0
29)	Bradshaw, NY-G	39	867	22.2	58	0
30)	Middleton, Det.	39	864	22.2	42	0
31)	Hester, Chi.	31	679	21.9	51	0
32)	*Garcon, Ind.	22	475	21.6	39	0
33)	Austin, Dal.	29	624	21.5	36	0
34)	Blackmon, G.B.	55	1157	21.0	45	0
35)	Figurs, Bal.	29	608	21.0	39	0
36)	D. Hall, St.L	37	763	20.6	41	0
37)	Ginn, Mia.	32	657	20.5	41	0
38)	Breaston, Ariz	33	667	20.2	38	0

AFC / LEADERS IN INTERCEPTIONS

Rank	Player, Team	Int	Yards	Avg	Long	TD
1)	Reed, Bal.	9	264	29.3	107t	2
2t)	Griffin, Ten.	7	172	24.6	83t	1
2t)	Polamalu, Pit.	7	59	8.4	23	0
4t)	McDonald, Cle.	5	146	29.2	98	1
4t)	Finnegan, Ten.	5	100	20.0	99t	1
4t)	Goodman, Mia.	5	53	10.6	55	0
4t)	Revis, NY-J	5	38	7.6	32t	1
8t)	Mathis, Jac.	4	151	37.8	72t	2
8t)	Reeves, Hou.	4	108	27.0	44t	1
8t)	Hope, Ten.	4	53	13.3	39	0
8t)	Sensabaugh, Jac.	4	38	9.5	23	0
8t)	Jones, Cle.	4	27	6.8	20	0
8t)	Meriweather, N.E.	4	25	6.3	19	0
8t)	Cooper, S.D.	4	11	2.8	10	0
8t)	Bullitt, Ind.	4	7	1.8	3	0
8t)	Page, K.C.	4	2	0.5	2	0
17t)	Hayden, Ind.	3	135	45.0	85t	1
17t)	E. Wright, Cle.	3	131	43.7	94t	1
17t)	Hall, Cin.	3	87	29.0	50t	1
17t)	Johnson, Oak.	3	68	22.7	44	0
17t)	Carter, Pit.	3	64	21.3	32t	1
17t)	W. Allen, Mia.	3	62	20.7	32t	1
17t)	O'Neal, N.E.	3	49	16.3	47	0
17t)	Pool, Cle.	3	45	15.0	24	0
17t)	Lewis, Bal.	3	43	14.3	29	0
17t)	McGee, Buf.	3	36	12.0	36	0
17t)	Hill, Mia.	3	34	11.3	17	0
17t)	Jackson, Cle.	3	29	9.7	16	0
17t)	McAlister, Bal.	3	28	9.3	16	0
17t)	Baker, Oak.	3	8	2.7	8	0
17t)	Rolle, Bal.	3	5	1.7	3	0
17t)	Hobbs, N.E.	3	0	0.0	4	0
33t)	*Flowers, K.C.	2	118	59.0	91t	1
33t)	Suggs, Bal.	2	86	43.0	44t	2
33t)	Greer, Buf.	2	75	37.5	42t	2
33t)	*Cason, S.D.	2	69	34.5	59t	1
33t)	*Carr, K.C.	2	67	33.5	35	0
33t)	Cromartie, S.D.	2	66	33.0	52t	1
33t)	*McKelvin, Buf.	2	64	32.0	64t	1
33t)	Rhodes, NY-J	2	50	25.0	50	0
33t)	Poteat, NY-J	2	47	23.5	41	0
33t)	Ratliff, Ind.	2	37	18.5	35t	1
33t)	Wilson, Hou.	2	36	18.0	19	0
33t)	B. Johnson, Cin.	2	35	17.5	35	0
33t)	Mitchell, Buf.	2	33	16.5	32	0
33t)	B. Williams, Jac.	2	31	15.5	27	0
33t)	Ayodele, Mia.	2	29	14.5	17	0
33t)	Townsend, Pit.	2	27	13.5	25t	1
33t)	Bennett, Hou.	2	26	13.0	23	0
33t)	Adams, Cle.	2	18	9.0	18	0
33t)	Harper, Ten.	2	11	5.5	11	0
33t)	Jennings, Ind.	2	9	4.5	6	0
33t)	Ngata, Bal.	2	8	4.0	7	0
33t)	Bly, Den.	2	5	2.5	5	0
33t)	G. Wilson, Oak.	2	5	2.5	5	0
33t)	Jammer, S.D.	2	2	1.0	2	0
33t)	Bethea, Ind.	2	0	0.0	0	0
33t)	McFadden, Pit.	2	0	0.0	0	0
33t)	Nelson, Jac.	2	0	0.0	0	0
33t)	Du. Robinson, Hou.	2	0	0.0	0	0

NFC / LEADERS IN INTERCEPTIONS

Rank	Player, Team	Int	Yards	Avg	Long	TD
1t)	Collins, G.B.	7	295	42.1	62t	3
1t)	Woodson, G.B.	7	169	24.1	62t	2
3t)	Atogwe, St.L	5	91	18.2	43	0
3t)	David, N.O.	5	83	16.6	42	0
3t)	Williams, G.B.	5	78	15.6	39	0



3t)	Hall, Oak.-Was.	5	37	7.4	21	0
7t)	*Rodgers-Cromarti, Ariz	4	157	39.3	99t	1
7t)	Payne, Chi.	4	147	36.8	50	0
7t)	Wilson, Sea.	4	135	33.8	75t	1
7t)	Barber, T.B.	4	69	17.3	65t	1
7t)	Samuel, Phi.	4	64	16.0	50t	1
7t)	*Talib, T.B.	4	32	8.0	19	0
7t)	Newman, Dal.	4	2	0.5	2	0
14t)	Phillips, T.B.	3	72	24.0	58	0
14t)	Webster, NY-G	3	65	21.7	57	0
14t)	J. Butler, NY-G	3	62	20.7	47	0
14t)	Ross, NY-G	3	58	19.3	50t	1
14t)	Mikell, Phi.	3	53	17.7	41	0
14t)	Beason, Car.	3	52	17.3	44	0
14t)	Tillman, Chi.	3	52	17.3	26t	1
14t)	Coleman, Atl.	3	48	16.0	32	0
14t)	Bartell, St.L	3	29	9.7	24	0
14t)	Harris, S.F.	3	25	8.3	24	0
14t)	Gamble, Car.	3	23	7.7	19	0
14t)	Spikes, S.F.	3	14	4.7	13	0
14t)	*Horton, Was.	3	13	4.3	10	0
14t)	Briggs, Chi.	3	12	4.0	9	0
28t)	Rouse, G.B.	2	136	68.0	99t	1
28t)	Piscitelli, T.B.	2	106	53.0	84	0
28t)	Lucas, Car.	2	74	37.0	43	0
28t)	Rogers, Was.	2	73	36.5	42	0
28t)	Adams, T.B.	2	50	25.0	45t	1
28t)	Dansby, Ariz	2	47	23.5	34	0
28t)	Wilson, Ariz	2	37	18.5	28	0
28t)	Buchanon, T.B.	2	33	16.5	26t	1
28t)	Grant, Sea.	2	31	15.5	31	0
28t)	Leber, Min.	2	29	14.5	28	0
28t)	Fujita, N.O.	2	19	9.5	17	0
28t)	M. Johnson, NY-G	2	18	9.0	18	0
28t)	Landry, Was.	2	18	9.0	13	0
28t)	Clements, S.F.	2	13	6.5	13	0
28t)	Kaesviharn, N.O.	2	13	6.5	13	0
28t)	Sapp, Min.	2	13	6.5	14	0
28t)	Urlacher, Chi.	2	11	5.5	11	0
28t)	Houston, Atl.	2	10	5.0	10t	1
28t)	Ruud, T.B.	2	10	5.0	10	0
28t)	Winfield, Min.	2	5	2.5	4	0
28t)	U. Young, N.O.	2	3	1.5	3	0
28t)	Brown, S.F.	2	1	0.5	1	0
28t)	M. Williams, Min.	2	-1	-0.5	0	0
28t)	M. Brown, Chi.	2	0	0.0	0	0

NFL / LEADERS IN INTERCEPTIONS

Rank	Player, Team	Int	Yards	Avg	Long	TD
1)	Reed, Bal.	9	264	29.3	107t	2
2t)	Collins, G.B.	7	295	42.1	62t	3
2t)	Griffin, Ten.	7	172	24.6	83t	1
2t)	Woodson, G.B.	7	169	24.1	62t	2
2t)	Polamalu, Pit.	7	59	8.4	23	0
6t)	McDonald, Cle.	5	146	29.2	98	1
6t)	Finnegan, Ten.	5	100	20.0	99t	1
6t)	Atogwe, St.L	5	91	18.2	43	0
6t)	David, N.O.	5	83	16.6	42	0
6t)	Williams, G.B.	5	78	15.6	39	0
6t)	Goodman, Mia.	5	53	10.6	55	0
6t)	Revis, NY-J	5	38	7.6	32t	1
6t)	Hall, Oak.-Was.	5	37	7.4	21	0
14t)	*Rodgers-Cromarti, Ariz	4	157	39.3	99t	1
14t)	Mathis, Jac.	4	151	37.8	72t	2
14t)	Payne, Chi.	4	147	36.8	50	0
14t)	Wilson, Sea.	4	135	33.8	75t	1
14t)	Reeves, Hou.	4	108	27.0	44t	1
14t)	Barber, T.B.	4	69	17.3	65t	1
14t)	Samuel, Phi.	4	64	16.0	50t	1
14t)	Hope, Ten.	4	53	13.3	39	0
14t)	Sensabaugh, Jac.	4	38	9.5	23	0
14t)	*Talib, T.B.	4	32	8.0	19	0
14t)	Jones, Cle.	4	27	6.8	20	0
14t)	Meriweather, N.E.	4	25	6.3	19	0
14t)	Cooper, S.D.	4	11	2.8	10	0
14t)	Bullitt, Ind.	4	7	1.8	3	0
14t)	Newman, Dal.	4	2	0.5	2	0
14t)	Page, K.C.	4	2	0.5	2	0
30t)	Hayden, Ind.	3	135	45.0	85t	1
30t)	E. Wright, Cle.	3	131	43.7	94t	1
30t)	Hall, Cin.	3	87	29.0	50t	1
30t)	Phillips, T.B.	3	72	24.0	58	0
30t)	Johnson, Oak.	3	68	22.7	44	0
30t)	Webster, NY-G	3	65	21.7	57	0
30t)	Carter, Pit.	3	64	21.3	32t	1
30t)	W. Allen, Mia.	3	62	20.7	32t	1
30t)	J. Butler, NY-G	3	62	20.7	47	0
30t)	Ross, NY-G	3	58	19.3	50t	1
30t)	Mikell, Phi.	3	53	17.7	41	0
30t)	Beason, Car.	3	52	17.3	44	0
30t)	Tillman, Chi.	3	52	17.3	26t	1
30t)	O'Neal, N.E.	3	49	16.3	47	0
30t)	Coleman, Atl.	3	48	16.0	32	0
30t)	Pool, Cle.	3	45	15.0	24	0
30t)	Lewis, Bal.	3	43	14.3	29	0
30t)	McGee, Buf.	3	36	12.0	36	0
30t)	Hill, Mia.	3	34	11.3	17	0
30t)	Bartell, St.L	3	29	9.7	24	0
30t)	Jackson, Cle.	3	29	9.7	16	0
30t)	McAlister, Bal.	3	28	9.3	16	0
30t)	Harris, S.F.	3	25	8.3	24	0
30t)	Gamble, Car.	3	23	7.7	19	0
30t)	Spikes, S.F.	3	14	4.7	13	0
30t)	*Horton, Was.	3	13	4.3	10	0
30t)	Briggs, Chi.	3	12	4.0	9	0
30t)	Baker, Oak.	3	8	2.7	8	0
30t)	Rolle, Bal.	3	5	1.7	3	0
30t)	Hobbs, N.E.	3	0	0.0	4	0

AFC / LEADERS IN SACKS

Rank	Player, Team	Sacks
1)	Porter, Mia. (LB)	17.5
2)	J. Harrison, Pit. (LB)	16.0
3)	M. Williams, Hou. (DE)	12.0
4t)	Mathis, Ind. (DE)	11.5
4t)	Woodley, Pit. (LB)	11.5
6)	Freeney, Ind. (DE)	10.5



7)	Haynesworth, Ten. (DT)	8.5
8t)	Ellis, NY-J (DE)	8.0
8t)	Seymour, N.E. (DE)	8.0
8t)	Suggs, Bal. (LB)	8.0
11)	Phillips, S.D. (LB)	7.5
12t)	Ford, Ten. (DE)	7.0
12t)	Pace, NY-J (LB)	7.0
14t)	Aa. Smith, Pit. (DE)	5.5
14t)	Thomas, NY-J (LB)	5.5
14t)	Tucker, S.D. (LB)	5.5
17t)	Dumervil, Den. (DE)	5.0
17t)	Edwards, Oak. (DE)	5.0
17t)	Ekuban, Den. (DE)	5.0
17t)	J. Johnson, Bal. (LB)	5.0
17t)	*J. Jones, Ten. (DT)	5.0
17t)	Roth, Mia. (LB)	5.0
17t)	*Scott, Oak. (DE)	5.0
17t)	A. Thomas, N.E. (LB)	5.0
17t)	Timmons, Pit. (LB)	5.0
26t)	Ball, Ten. (DE)	4.5
26t)	Hayward, Jac. (DE)	4.5
26t)	Kelly, Oak. (DT)	4.5
26t)	Pryce, Bal. (DE)	4.5
26t)	Rogers, Cle. (NT)	4.5
26t)	Vanden Bosch, Ten. (DE)	4.5
32t)	Bowens, NY-J (LB)	4.0
32t)	Brown, Ten. (DT)	4.0
32t)	Bulman, Hou. (DT)	4.0
32t)	Denney, Buf. (DE)	4.0
32t)	Mitchell, Buf. (LB)	4.0
32t)	Vrabel, N.E. (LB)	4.0
32t)	Warren, Oak. (DT)	4.0
32t)	Wimbley, Cle. (LB)	4.0
40t)	Brock, Ind. (DE)	3.5
40t)	Burgess, Oak. (DE)	3.5
40t)	Farrior, Pit. (LB)	3.5
40t)	*Harvey, Jac. (DE)	3.5
40t)	Holliday, Mia. (DE)	3.5
40t)	Jenkins, NY-J (NT)	3.5
40t)	Kearse, Ten. (DE)	3.5
40t)	Lewis, Bal. (LB)	3.5
40t)	Spicer, Jac. (DE)	3.5
49t)	Hali, K.C. (DE)	3.0
49t)	*Hall, Cle. (LB)	3.0
49t)	Jones, Mia. (DB)	3.0
49t)	Ndukwe, Cin. (DB)	3.0
49t)	Odom, Cin. (DE)	3.0
49t)	Peterson, Den. (DT)	3.0
49t)	Richardson, Oak. (DE)	3.0
49t)	Starks, Mia. (DE)	3.0
49t)	Thornton, Cin. (DT)	3.0

NFC / LEADERS IN SACKS

Rank	Player, Team	Sacks
1)	Ware, Dal. (LB)	20.0
2)	Abraham, Atl. (DE)	16.5
3t)	J. Allen, Min. (DE)	14.5
3t)	Peppers, Car. (DE)	14.5
5)	Tuck, NY-G (DE)	12.0
6)	Howard, Phi. (DE)	10.0
7)	Kampman, G.B. (DE)	9.5
8)	T. Cole, Phi. (DE)	9.0
9)	K. Williams, Min. (DT)	8.5
10t)	Ellis, Dal. (LB)	8.0
10t)	Haralson, S.F. (LB)	8.0
10t)	James, Dal. (LB)	8.0
10t)	Kiwanuka, NY-G (DE)	8.0
14)	Ratliff, Dal. (NT)	7.5
15)	J. Smith, S.F. (DE)	7.0
16t)	Adams, T.B. (DE)	6.5
16t)	J. Hall, St.L (DE)	6.5
16t)	White, Det. (DE)	6.5
19t)	A. Brown, Chi. (DE)	6.0
19t)	C. Johnson, Car. (DE)	6.0
19t)	Little, St.L (DE)	6.0
19t)	McCray, N.O. (DE)	6.0
23t)	Greenway, Min. (LB)	5.5
23t)	Mebane, Sea. (DT)	5.5
23t)	Robbins, NY-G (DT)	5.5
23t)	Tapp, Sea. (DE)	5.5
27t)	*Avril, Det. (DE)	5.0
27t)	Berry, Ariz (DE)	5.0
27t)	Edwards, Min. (DE)	5.0
27t)	Harris, Chi. (DT)	5.0
27t)	Kerney, Sea. (DE)	5.0
27t)	Ogunleye, Chi. (DE)	5.0
27t)	Parker, Phi. (DE)	5.0
27t)	Peterson, Sea. (LB)	5.0
27t)	White, T.B. (DE)	5.0
27t)	Wilkerson, T.B. (DE)	5.0
37t)	Brayton, Car. (DE)	4.5
37t)	Okeafor, Ariz (LB)	4.5
39t)	R. Bernard, Sea. (DT)	4.0
39t)	Carter, Was. (DE)	4.0
39t)	Carter, T.B. (DE)	4.0
39t)	Clemons, Phi. (DE)	4.0
39t)	Dansby, Ariz (LB)	4.0
39t)	Davis, Atl. (DE)	4.0
39t)	Dockett, Ariz (DT)	4.0
39t)	*Ellis, N.O. (DT)	4.0
39t)	LaBoy, Ariz (DE)	4.0
39t)	*Long, St.L (DE)	4.0
49t)	Babineaux, Atl. (DT)	3.5
49t)	Davis, Car. (LB)	3.5
49t)	Evans, Was. (DE)	3.5
49t)	Green, S.F. (LB)	3.5
49t)	Idonije, Chi. (DT)	3.5
49t)	Lewis, Car. (DT)	3.5
49t)	A. Smith, Ariz (DE)	3.5
49t)	Taylor, Was. (DE)	3.5
49t)	Tollefson, NY-G (DE)	3.5



NFL / LEADERS IN SACKS

Rank	Player, Team	Sacks
1)	Ware, Dal. (LB)	20.0
2)	Porter, Mia. (LB)	17.5
3)	Abraham, Atl. (DE)	16.5
4)	J. Harrison, Pit. (LB)	16.0
5t)	J. Allen, Min. (DE)	14.5
5t)	Peppers, Car. (DE)	14.5
7t)	Tuck, NY-G (DE)	12.0
7t)	M. Williams, Hou. (DE)	12.0
9t)	Mathis, Ind. (DE)	11.5
9t)	Woodley, Pit. (LB)	11.5
11)	Freeney, Ind. (DE)	10.5
12)	Howard, Phi. (DE)	10.0
13)	Kampman, G.B. (DE)	9.5
14)	T. Cole, Phi. (DE)	9.0
15t)	Haynesworth, Ten. (DT)	8.5
15t)	K. Williams, Min. (DT)	8.5
17t)	Ellis, Dal. (LB)	8.0
17t)	Ellis, NY-J (DE)	8.0
17t)	Haralson, S.F. (LB)	8.0
17t)	James, Dal. (LB)	8.0
17t)	Kiwanuka, NY-G (DE)	8.0
17t)	Seymour, N.E. (DE)	8.0
17t)	Suggs, Bal. (LB)	8.0
24t)	Phillips, S.D. (LB)	7.5
24t)	Ratliff, Dal. (NT)	7.5
26t)	Ford, Ten. (DE)	7.0
26t)	Pace, NY-J (LB)	7.0
26t)	J. Smith, S.F. (DE)	7.0
29t)	Adams, T.B. (DE)	6.5
29t)	J. Hall, St.L (DE)	6.5
29t)	White, Det. (DE)	6.5
32t)	A. Brown, Chi. (DE)	6.0
32t)	C. Johnson, Car. (DE)	6.0
32t)	Little, St.L (DE)	6.0
32t)	McCray, N.O. (DE)	6.0
36t)	Greenway, Min. (LB)	5.5
36t)	Mebane, Sea. (DT)	5.5
36t)	Robbins, NY-G (DT)	5.5
36t)	Aa. Smith, Pit. (DE)	5.5
36t)	Tapp, Sea. (DE)	5.5
36t)	Thomas, NY-J (LB)	5.5
36t)	Tucker, S.D. (LB)	5.5
43t)	*Avril, Det. (DE)	5.0
43t)	Berry, Ariz (DE)	5.0
43t)	Dumervil, Den. (DE)	5.0
43t)	Edwards, Oak. (DE)	5.0
43t)	Edwards, Min. (DE)	5.0
43t)	Ekuban, Den. (DE)	5.0
43t)	Harris, Chi. (DT)	5.0
43t)	J. Johnson, Bal. (LB)	5.0
43t)	*J. Jones, Ten. (DT)	5.0
43t)	Kerney, Sea. (DE)	5.0
43t)	Ogunleye, Chi. (DE)	5.0
43t)	Parker, Phi. (DE)	5.0
43t)	Peterson, Sea. (LB)	5.0
43t)	Roth, Mia. (LB)	5.0
43t)	*Scott, Oak. (DE)	5.0
43t)	A. Thomas, N.E. (LB)	5.0
43t)	Timmons, Pit. (LB)	5.0
43t)	White, T.B. (DE)	5.0
43t)	Wilkerson, T.B. (DE)	5.0

AFC / FUMBLE RECOVERIES

Rank	Player, Team	TotRec	OffRec	DefRec
1)	Fitzpatrick, Cin.	8	8	0
2t)	Pace, NY-J	4	0	4
2t)	Schaub, Hou.	4	4	0
2t)	Washington, NY-J	4	4	0
2t)	Woodley, Pit.	4	0	4
6t)	*Flacco, Bal.	3	3	0
6t)	Garrard, Jac.	3	3	0
6t)	Keiaho, Ind.	3	1	2
6t)	Losman, Buf.	3	3	0
6t)	Mathis, Ind.	3	0	3
6t)	Pollard, K.C.	3	0	3
6t)	Roethlisberger, Pit.	3	3	0
6t)	Ryans, Hou.	3	0	3
6t)	Thigpen, K.C.	3	3	0
6t)	G. Wilson, Oak.	3	0	3
6t)	E. Wright, Cle.	3	0	3

NFC / FUMBLE RECOVERIES

Rank	Player, Team	TotRec	OffRec	DefRec
1)	Rodgers, G.B.	5	5	0
2t)	Blackmon, G.B.	4	3	1
2t)	Garcia, T.B.	4	4	0
2t)	Leber, Min.	4	0	4
5t)	Atogwe, St.L	3	0	3
5t)	Boothe, NY-G	3	3	0
5t)	Craft, N.O.-St.L	3	0	3
5t)	Dansby, Ariz	3	0	3
5t)	Davis, Atl.	3	0	3
5t)	Dockett, Ariz	3	0	3
5t)	S. Hill, S.F.	3	3	0
5t)	A. Jones, Dal.	3	2	1
5t)	McKenzie, NY-G	3	3	0
5t)	Romo, Dal.	3	3	0
5t)	A. Smith, Ariz	3	0	3
5t)	Vilma, N.O.	3	0	3

NFL / FUMBLE RECOVERIES

Rank	Player, Team	TotRec	OffRec	DefRec
1)	Fitzpatrick, Cin.	8	8	0
2)	Rodgers, G.B.	5	5	0
3t)	Blackmon, G.B.	4	3	1
3t)	Garcia, T.B.	4	4	0
3t)	Leber, Min.	4	0	4
3t)	Pace, NY-J	4	0	4
3t)	Schaub, Hou.	4	4	0
3t)	Washington, NY-J	4	4	0
3t)	Woodley, Pit.	4	0	4
10t)	Atogwe, St.L	3	0	3
10t)	Boothe, NY-G	3	3	0
10t)	Craft, N.O.-St.L	3	0	3
10t)	Dansby, Ariz	3	0	3



10t) Davis, Atl.	3	0	3
10t) Dockett, Ariz	3	0	3
10t) *Flacco, Bal.	3	3	0
10t) Garrard, Jac.	3	3	0
10t) S. Hill, S.F.	3	3	0
10t) A. Jones, Dal.	3	2	1
10t) Keiaho, Ind.	3	1	2
10t) Losman, Buf.	3	3	0
10t) Mathis, Ind.	3	0	3
10t) McKenzie, NY-G	3	3	0
10t) Pollard, K.C.	3	0	3
10t) Roethlisberger, Pit.	3	3	0
10t) Romo, Dal.	3	3	0
10t) Ryans, Hou.	3	0	3
10t) A. Smith, Ariz	3	0	3
10t) Thigpen, K.C.	3	3	0
10t) Vilma, N.O.	3	0	3
10t) G. Wilson, Oak.	3	0	3
10t) E. Wright, Cle.	3	0	3

AFC / OFFENSIVE FUMBLE RECOVERIES

Rank	Player, Team	Ret	Yards	Avg	Long	TD
1)	Fitzpatrick, Cin.	8	0	0.0	0	0
2t)	Schaub, Hou.	4	0	0.0	0	0
2t)	Washington, NY-J	4	-5	-1.3	0	0
4t)	*Flacco, Bal.	3	0	0.0	0	0
4t)	Garrard, Jac.	3	0	0.0	0	0
4t)	Losman, Buf.	3	0	0.0	0	0
4t)	Roethlisberger, Pit.	3	0	0.0	0	0
4t)	Thigpen, K.C.	3	0	0.0	0	0
9t)	Anderson, Cle.	2	0	0.0	0	0
9t)	*D. Brown, Hou.	2	0	0.0	0	0
9t)	Cassel, N.E.	2	0	0.0	0	0
9t)	Collins, Ten.	2	0	0.0	0	0
9t)	Colon, Pit.	2	0	0.0	0	0
9t)	Dorsey, Cle.	2	0	0.0	0	0
9t)	Favre, NY-J	2	0	0.0	0	0
9t)	Harris, Oak.	2	0	0.0	0	0
9t)	Holmes, Pit.	2	0	0.0	0	0
9t)	Jackson, Buf.	2	0	0.0	0	0
9t)	L. Johnson, K.C.	2	0	0.0	0	0
9t)	Kemoatu, Pit.	2	0	0.0	0	0
9t)	Lynch, Buf.	2	0	0.0	0	0
9t)	McIntosh, K.C.	2	0	0.0	0	0
9t)	Moore, NY-J	2	0	0.0	0	0
9t)	Parrish, Buf.	2	0	0.0	0	0
9t)	Preston, Buf.	2	0	0.0	0	0
9t)	Rivers, S.D.	2	0	0.0	0	0
9t)	Russell, Oak.	2	0	0.0	0	0
9t)	Stewart, Ten.	2	0	0.0	0	0
9t)	J. Thomas, Cle.	2	0	0.0	0	0
9t)	Williams, Cin.	2	0	0.0	0	0
9t)	Williams, Mia.	2	0	0.0	0	0
9t)	Yanda, Bal.	2	0	0.0	0	0

NFC / OFFENSIVE FUMBLE RECOVERIES

Rank	Player, Team	Ret	Yards	Avg	Long	TD
1)	Rodgers, G.B.	5	0	0.0	0	0
2)	Garcia, T.B.	4	0	0.0	0	0
3t)	Blackmon, G.B.	3	0	0.0	0	0
3t)	Boothe, NY-G	3	0	0.0	0	0
3t)	S. Hill, S.F.	3	0	0.0	0	0
3t)	McKenzie, NY-G	3	0	0.0	0	0
3t)	Romo, Dal.	3	0	0.0	0	0
8t)	Jennings, G.B.	2	3	1.5	3	0
8t)	Cook, Min.	2	2	1.0	2	0
8t)	Adams, Dal.	2	0	0.0	0	0
8t)	Baas, S.F.	2	0	0.0	0	0
8t)	Blalock, Atl.	2	0	0.0	0t	1
8t)	Breaston, Ariz	2	0	0.0	0	0
8t)	Brees, N.O.	2	0	0.0	0	0
8t)	L. Brown, Ariz	2	0	0.0	0	0
8t)	*Cherilus, Det.	2	0	0.0	0	0
8t)	Colledge, G.B.	2	0	0.0	0	0
8t)	Diehl, NY-G	2	0	0.0	0	0
8t)	Hester, Chi.	2	0	0.0	0	0
8t)	C. Johnson, Det.	2	0	0.0	0	0
8t)	A. Jones, Dal.	2	0	0.0	0	0
8t)	Orlovsky, Det.	2	0	0.0	0	0
8t)	Peterson, Min.	2	0	0.0	0	0
8t)	*Ryan, Atl.	2	0	0.0	0	0
8t)	Snyder, S.F.	2	0	0.0	0	0
8t)	Warner, Ariz	2	0	0.0	0	0

NFL / OFFENSIVE FUMBLE RECOVERIES

Rank	Player, Team	Ret	Yards	Avg	Long	TD
1)	Fitzpatrick, Cin.	8	0	0.0	0	0
2)	Rodgers, G.B.	5	0	0.0	0	0
3t)	Garcia, T.B.	4	0	0.0	0	0
3t)	Schaub, Hou.	4	0	0.0	0	0
3t)	Washington, NY-J	4	-5	-1.3	0	0
6t)	Blackmon, G.B.	3	0	0.0	0	0
6t)	Boothe, NY-G	3	0	0.0	0	0
6t)	*Flacco, Bal.	3	0	0.0	0	0
6t)	Garrard, Jac.	3	0	0.0	0	0
6t)	S. Hill, S.F.	3	0	0.0	0	0
6t)	Losman, Buf.	3	0	0.0	0	0
6t)	McKenzie, NY-G	3	0	0.0	0	0
6t)	Roethlisberger, Pit.	3	0	0.0	0	0
6t)	Romo, Dal.	3	0	0.0	0	0
6t)	Thigpen, K.C.	3	0	0.0	0	0

AFC / DEFENSIVE FUMBLE RECOVERIES

Rank	Player, Team	Ret	Yards	Avg	Long	TD
1t)	Pace, NY-J	4	50	12.5	50t	1
1t)	Woodley, Pit.	4	9	2.3	7t	1
3t)	Ryans, Hou.	3	47	15.7	41	0
3t)	Mathis, Ind.	3	37	12.3	37t	1
3t)	G. Wilson, Oak.	3	9	3.0	8	0
3t)	Pollard, K.C.	3	0	0.0	0	0
3t)	E. Wright, Cle.	3	-2	-0.7	0	0
8t)	*Flowers, K.C.	2	37	18.5	37	0
8t)	Rhodes, NY-J	2	29	14.5	18	0
8t)	Reed, Bal.	2	27	13.5	22t	1
8t)	Jammer, S.D.	2	23	11.5	23	0
8t)	*Carr, K.C.	2	17	8.5	17	0
8t)	Page, K.C.	2	8	4.0	8	0



8t)	*Guyton, N.E.	2	7	3.5	7	0
8t)	Stroud, Buf.	2	6	3.0	6	0
8t)	Brown, Ten.	2	4	2.0	4	0
8t)	Tulloch, Ten.	2	4	2.0	4	0
8t)	Jennings, Ind.	2	0	0.0	0	0
8t)	Lewis, Bal.	2	0	0.0	0	0
8t)	McBride, K.C.	2	0	0.0	0	0
8t)	Revis, NY-J	2	0	0.0	0	0
8t)	Williams, K.C.	2	0	0.0	0	0
8t)	Wilson, Buf.	2	0	0.0	0	0
8t)	Keiaho, Ind.	2	-2	-1.0	2	0
8t)	Vanden Bosch, Ten.	2	-3	-1.5	0	0

NFC / DEFENSIVE FUMBLE RECOVERIES

Rank	Player, Team	Ret	Yards	Avg	Long	TD
1t)	Leber, Min.	4	10	2.5	10	0
2t)	Atogwe, St.L	3	75	25.0	75t	1
2t)	Dockett, Ariz	3	24	8.0	13	1
2t)	A. Smith, Ariz	3	16	5.3	16	0
2t)	Vilma, N.O.	3	6	2.0	6	0
2t)	Davis, Atl.	3	1	0.3	1	0
2t)	Craft, N.O.-St.L	3	0	0.0	0	0
2t)	Dansby, Ariz	3	0	0.0	0	0
9t)	Clemons, Phi.	2	73	36.5	73t	1
9t)	Gamble, Car.	2	41	20.5	31t	1
9t)	Trufant, Sea.	2	36	18.0	32	0
9t)	Winfield, Min.	2	28	14.0	19t	1
9t)	Briggs, Chi.	2	21	10.5	21t	1
9t)	Sharper, Min.	2	20	10.0	20	0
9t)	Hall, Oak.-Was.	2	13	6.5	13	0
9t)	Bodden, Det.	2	8	4.0	8	0
9t)	Gaither, Phi.	2	6	3.0	6	0
9t)	*Godfrey, Car.	2	0	0.0	0	0
9t)	Hayes, Ariz	2	0	0.0	0	0
9t)	Henry, Dal.	2	0	0.0	0	0
9t)	James, Dal.	2	0	0.0	0	0
9t)	Jordan, Phi.	2	0	0.0	0	0
9t)	Kiwanuka, NY-G	2	0	0.0	0	0
9t)	Lenon, Det.	2	0	0.0	0	0
9t)	Wilson, Sea.	2	0	0.0	0	0

NFL / DEFENSIVE FUMBLE RECOVERIES

Rank	Player, Team	Ret	Yards	Avg	Long	TD
1t)	Pace, NY-J	4	50	12.5	50t	1
1t)	Leber, Min.	4	10	2.5	10	0
1t)	Woodley, Pit.	4	9	2.3	7t	1
4t)	Atogwe, St.L	3	75	25.0	75t	1
4t)	Ryans, Hou.	3	47	15.7	41	0
4t)	Mathis, Ind.	3	37	12.3	37t	1
4t)	Dockett, Ariz	3	24	8.0	13	1
4t)	A. Smith, Ariz	3	16	5.3	16	0
4t)	G. Wilson, Oak.	3	9	3.0	8	0
4t)	Vilma, N.O.	3	6	2.0	6	0
4t)	Davis, Atl.	3	1	0.3	1	0
4t)	Craft, N.O.-St.L	3	0	0.0	0	0
4t)	Dansby, Ariz	3	0	0.0	0	0
4t)	Pollard, K.C.	3	0	0.0	0	0
4t)	E. Wright, Cle.	3	-2	-0.7	0	0



Team/Offense Rank (Within League)

BAL	BUF	CIN	CLE	DEN	HOU	IND	JAX	KC	MIA	NE	NYJ	OAK	PIT	SD	TEN	ARI	ATL	CAR	CHI	DAL	DET	GB	MIN	NO	NYG	PHI	STL	SF	SEA	TB	WAS	
18	25	32	31	2	3	15	20	24	12	5	16	29	22	11	21	TYds/G	4	6	10	26	13	30	8	17	1	7	9	27	23	28	14	19
25	21	32	31	2	4	12	22	19	7	14	13	27	24	3	20	TYds/P	6	8	5	26	9	29	11	17	1	10	15	30	18	28	16	23
4	14	29	26	12	13	31	18	16	11	6	9	10	23	20	7	RYds/G	32	2	3	24	21	30	17	5	28	1	22	25	27	19	15	8
22	16	30	26	3	13	32	17	4	15	7	5	10	29	19	11	RshAvg	31	9	2	27	12	28	18	6	23	1	24	25	21	14	20	8
28	22	30	31	3	4	5	15	20	10	12	16	32	17	7	27	PsYd/G	2	14	19	21	9	24	8	25	1	18	6	26	13	29	11	23
17	22	32	31	7	5	9	23	26	8	13	21	29	20	1	16	PasAvg	6	3	4	25	11	27	10	19	2	14	12	28	18	30	15	24
16	23	20	31	19	25	5	11	21	2	6	32	13	22	7	3	%HdInt	9	12	18	15	27	28t	10	30	17	4	14	26	28t	24	8	1
22	24	30	9	1	17	3	23	19	11	26	14	27	29	10	4	Sac/PP	7	6	8	12	13	31	18	28	2	16	5	25	32	21	15	20
14	21t	29	31	2t	4	7	10	24	11t	1	11t	32	20	13	25	1D/Gm	6	9	21t	27	19	30	15	18	2t	5	8	28	21t	26	16	17
15	17	27	28	3	10	1	16	21	23	7	13	32	14	4	24	3D Eff	11	6	18	25	9	31	5	19	2	8	12	29	22	30	20	26
6	25	14t	26t	29	8	4	9t	30	5	2	11	26t	32	3	20t	4D Eff	14t	19	31	26t	9t	14t	23t	14t	12t	20t	23t	18	20t	1	12t	7
19	1	26	23	13	3	32	15	29	11	9	7	2	31	8	14	PR Avg	27	17	5	28	30	25	6	24	4	18	20	21	10	12	16	22
31	7	14	19	23	26	28	18	27	30	3	15	17	29	9	1	KR Avg	25	10	16	5	21	24	32	20	8	12	11	22	13	2	6	4
8	14	32	7	5	24	12	20	13	18	15	25	2	30	6	21	GPntAv	26	31	23	28	19	17	27	4	9	16	22	1	3	10	11	29
5	7	30	6	13	28	9	18	15	27	20	26	1	25	2	21	NPntAv	31	16	17	10	22	11	24	29	23	4	12	3	8	19	14	32
11	23	32	30t	16	17	13	24	26	21	8	9	29	20	2	14t	Pts/Gm	3t	10	7	14t	18	27	5	12	1	3t	6	30t	22	25	19	28
24t	28	10	20	30	11t	24t	29	31	19	6	21	24t	14	17	11t	FG%	8	2	5	7	4	1	27	16	23	3	22	15	11t	9	18	32

Opponent/Defense Rank (Within League)

BAL	BUF	CIN	CLE	DEN	HOU	IND	JAX	KC	MIA	NE	NYJ	OAK	PIT	SD	TEN	ARI	ATL	CAR	CHI	DAL	DET	GB	MIN	NO	NYG	PHI	STL	SF	SEA	TB	WAS	
2	14	12	26	29	22	11	17	31	15	10	16	27	1	25	7	TYds/G	19	24	18	21	8	32	20	6	23	5	3	28	13	30	9	4
3	18	12	25	30	28	10	27	29	20	19	14	23	1	21	4	TYds/P	17	24	13	6	5	32	16	7	22	9	2	31	11	26	15	8
3	22	21	28	27	23	24	13t	30	10	15	7	31	2	11	6	RYds/G	16	25	20	5	12	32	26	1	17	9	4	29	13t	18	19	8
5	21	10	25	30	24	17	13	31	18	15	7	27	1	14	6	RshAvg	11	28	23	3	20	32	26	2	19	12	4	29	8	16	22	9
2	13	15	14	26	17	6	24	28	25	11	29	10	1	31	9	PsYd/G	22	21	16	30	5	27	12	18	23	8	3	19	20	32	4	7
3	20	19	29	27	25	9	30	28	17	21	16	22	1	18	4	PasAvg	24	14	6	10	5	32	12	13	23	7	2	31	15	26	11	8
2	27	23	1	31	17	11	15	20	10	12	22	8	5	21	7	%HdInt	19	28	26	6	30	32	4	24	14	9	13	16	25	29	3	18
14	26	31	30	24	23	15	16	32	7	13	8	9	2	28	6	Sac/PP	20	17	12	29	1	10	25	4	22	5	3	11	21	18	19	27
1	12t	15t	24t	29	19	20	11	31	15t	7t	24t	28	2	30	9t	1D/Gm	22	21	15t	23	9t	32	14	4	18	7t	3	26	12t	27	5t	5t
3	9	24	30	25	16	31t	22	31t	10	26	15	27	1	20	6	3D Eff	28	13	18	5	8	29	14	4	19	21	2	17	12	23	11	7
1	15t	11t	25	18	32	7t	11t	7t	21	2	29	28	13t	17	9	4D Eff	31	15t	10	13t	19t	22	30	5t	19t	3	4	26t	24	23	5t	26t
6	23	14	9	28	26	15	12	16	29	31	19	18	4	5	13	PR Avg	30	1	7	2	24	11	10	32	25	3	8	22	17	21	20	27
15	2	13	17	28	11	24	3	22	25	10	7	27	1	14	29	KR Avg	30	8	9	26	6	19	20	21	23	12	16	32	18	31	5	4
9	29	17	1	31	24	25	10	20	32	11	13	12	6	19	3	GPntAv	28	27	30	5	23	18	22	15	2	14	7	26	4	21	16	8
13	12	19	1	30	15	27	11	16	31	7	8	2	24	25	6	NPntAv	32	29	20	17	26	23	18	28	3	10	9	22	5	21	4	14
3	14	19	16t	30	27	7	21	29	9	8	18	24	1	15	2	Pts/Gm	28	11	12	16t	20	32	22	13	26	5	4	31	23	25	10	6
30	11	31	2	27	17t	20	24	28	26	10	23	5	22	6	1	FG%	7	9	14t	8	19	17t	12t	3	21	4	14t	32	12t	25	29	14t

WEEK 21 / THROUGH SUNDAY, FEBRUARY 1, 2009

OFFENSE	Pitt.	Ariz.	Balt.	Ind.	Miami	S.D.	Tenn.	Atl.
GAMES (Won-Lost)	3-0	3-1	2-1	0-1	0-1	1-1	0-1	0-1
FIRST DOWNS	53	80	38	17	18	41	21	20
Rushing	17	21	16	5	5	12	4	6
Passing	29	52	18	11	11	25	16	14
Penalty	7	7	4	1	2	4	1	0
YDS GAINED (tot)	909	1493	695	366	276	647	391	250
Avg per Game	303.0	373.3	231.7	366.0	276.0	323.5	391.0	250.0
RUSHING (net)	275	366	274	64	52	182	116	60
Avg per Game	91.7	91.5	91.3	64.0	52.0	91.0	116.0	60.0
Rushes	96	112	88	22	21	44	28	24
Yards per Rush	2.9	3.3	3.1	2.9	2.5	4.1	4.1	2.5
PASSING (net)	634	1127	421	302	224	465	275	190
Avg per Game	211.3	281.8	140.3	302.0	224.0	232.5	275.0	190.0
Passes Att.	90	135	75	42	38	71	42	40
Completed	54	92	33	25	25	41	26	26
Pct Completed	60.0	68.1	44.0	59.5	65.8	57.7	61.9	65.0
Yards Gained	692	1147	437	310	252	525	281	199
Sacked	7	5	3	1	3	8	1	3
Yards Lost	58	20	16	8	28	60	6	9
Had intercepted	1	3	3	0	4	2	1	2
Yards Opp Ret	-1	104	47	0	108	36	3	3
Opp TDs on Int	0	1	1	0	1	0	0	0
PUNTS	15	20	20	6	3	12	4	5
Avg Yards	41.3	39.0	42.3	46.8	44.0	49.9	53.3	42.4
PUNT RETURNS	9	8	9	2	2	6	3	3
Avg Return	11.6	7.3	12.8	3.0	5.0	12.7	2.7	10.3
Returned for TD	1	0	0	0	0	0	0	0
KICKOFF RETURNS	11	14	9	4	3	10	4	2
Avg Return	18.8	20.0	17.2	15.8	23.0	27.7	26.0	27.0
Returned for TD	0	0	0	0	0	0	0	0
PENALTIES	20	25	21	9	4	11	12	6
Yards Penalized	167	233	152	74	34	144	89	52
FUMBLES BY	2	3	4	0	2	2	5	2
Fumbles Lost	1	2	2	0	1	2	2	1
Opp Fumbles	6	6	9	1	1	0	0	0
Opp Fum Lost	3	4	4	1	1	0	0	0
POSS. TIME (avg)	34:13	31:41	26:26	26:24	33:26	28:48	34:07	29:58
TOUCHDOWNS	10	14	6	2	1	6	1	3
Rushing	4	2	4	1	0	3	1	1
Passing	3	11	1	1	1	3	0	2
Returns	3	1	1	0	0	0	0	0
EXTRA-PT KICKS	10/10	13/13	6/6	2/2	0/1	5/5	1/1	3/3
2-PT CONVERSIONS	0/0	1/1	0/0	0/0	0/0	0/0	0/0	0/0
FIELD GOALS/FGA	5/5	5/7	4/4	1/1	1/1	2/2	1/2	1/1
POINTS SCORED	85	118	54	17	9	47	10	24
DEFENSE	Pitt.	Ariz.	Balt.	Ind.	Miami	S.D.	Tenn.	Atl.
POINTS ALLOWED	61	89	42	23	27	52	13	30
OPP FIRST DOWNS	51	78	50	26	16	39	9	15
Rushing	8	19	10	11	8	17	3	5
Passing	39	53	36	12	7	19	5	9
Penalty	4	6	4	3	1	3	1	1
OPP YARDS GAINED	895	1265	942	357	286	708	211	357
Avg per Game	298.3	316.3	314.0	357.0	286.0	354.0	211.0	357.0
OPP RUSHING(net)	121	290	220	167	151	229	50	86
Avg per Game	40.3	72.5	73.3	167.0	151.0	114.5	50.0	86.0
Rushes	48	83	77	33	33	64	30	28
Yards per Rush	2.5	3.5	2.9	5.1	4.6	3.6	1.7	3.1
OPP PASSING(net)	774	975	722	190	135	479	161	271
Avg per Game	258.0	243.8	240.7	190.0	135.0	239.5	161.0	271.0
Passes Att.	108	151	113	36	23	69	22	32
Completed	65	92	67	20	9	42	11	19
Pct Completed	60.2	60.9	59.3	55.6	39.1	60.9	50.0	59.4
Sacked	9	9	8	4	0	2	0	0
Yards Lost	52	60	66	27	0	12	0	0
INTERCEPTED BY	5	9	5	1	0	0	0	1
Yards Returned	147	101	111	36	0	0	0	0
Returned for TD	2	0	1	0	0	0	0	0
OPP PUNT RETURNS	11	7	10	3	2	4	1	2
Avg return	9.4	8.3	4.4	24.0	10.5	19.8	29.0	-0.5
OPP KICKOFF RET	17	15	10	4	2	8	1	5
Avg return	20.5	20.6	23.7	26.5	27.0	15.8	15.0	17.2
OPP TOUCHDOWNS	8	11	4	3	3	7	1	4
Rushing	2	3	1	3	2	4	0	1
Passing	6	7	2	0	0	2	1	2
Returns	0	1	1	0	1	1	0	1



WEEK 21 / THROUGH SUNDAY, FEBRUARY 1, 2009

OFFENSE	Car.	Minn.	NY-G	Phil.	NFL/Avg
GAMES (Won-Lost)	0-1	0-1	0-1	2-1	---
FIRST DOWNS	16	16	16	57	32.8
Rushing	4	5	7	11	9.4
Passing	11	9	8	41	20.4
Penalty	1	2	1	5	2.9
YDS GAINED (tot)	269	301	307	1080	582.0
Avg per Game	269.0	301.0	307.0	360.0	317.5
RUSHING (net)	75	148	138	223	164.4
Avg per Game	75.0	148.0	138.0	74.3	89.7
Rushes	15	34	32	69	48.8
Yards per Rush	5.0	4.4	4.3	3.2	3.4
PASSING (net)	194	153	169	857	417.6
Avg per Game	194.0	153.0	169.0	285.7	227.8
Passes Att.	34	35	29	121	62.7
Completed	17	15	15	73	36.8
Pct Completed	50.0	42.9	51.7	60.3	58.8
Yards Gained	205	164	169	892	439.4
Sacked	2	1	0	5	3.3
Yards Lost	11	11	0	35	21.8
Had intercepted	5	1	2	4	2.3
Yards Opp Ret	72	44	30	44	40.8
Opp TDs on Int	0	1	0	0	0.3
PUNTS	4	8	2	9	9.0
Avg Yards	48.0	45.3	45.0	44.8	43.8
PUNT RETURNS	1	1	3	7	4.5
Avg Return	9.0	1.0	2.7	17.4	10.1
Returned for TD	0	0	0	0	0.1
KICKOFF RETURNS	7	7	6	9	7.2
Avg Return	22.1	21.9	30.0	19.4	21.8
Returned for TD	0	0	0	0	0.0
PENALTIES	6	4	6	22	12.2
Yards Penalized	40	25	49	180	103.3
FUMBLES BY	1	2	1	4	2.3
Fumbles Lost	1	1	1	3	1.4
Opp Fumbles	0	1	0	4	2.3
Opp Fum Lost	0	1	0	3	1.4
POSS. TIME (avg)	20:11	32:06	30:15	29:14	30:00
TOUCHDOWNS	2	2	0	7	4.5
Rushing	1	2	0	1	1.7
Passing	1	0	0	5	2.3
Returns	0	0	0	1	0.5
EXTRA-PT KICKS	1/1	2/2	0/0	5/6	96%
2-PT CONVERSIONS	0/1	0/0	0/0	0/1	33%
FIELD GOALS/FGA	0/0	0/0	3/5	9/10	3/3
POINTS SCORED	13	14	11	74	39.7
DEFENSE	Car.	Minn.	NY-G	Phil.	NFL/Avg
POINTS ALLOWED	33	26	23	57	39.7
OPP FIRST DOWNS	21	15	20	53	32.8
Rushing	8	2	4	18	9.4
Passing	10	13	12	30	20.4
Penalty	3	0	4	5	2.9
OPP YARDS GAINED	360	350	276	977	582.0
Avg per Game	360.0	350.0	276.0	325.7	317.5
OPP RUSHING(net)	145	67	59	388	164.4
Avg per Game	145.0	67.0	59.0	129.3	89.7
Rushes	43	23	28	95	48.8
Yards per Rush	3.4	2.9	2.1	4.1	3.4
OPP PASSING(net)	215	283	217	589	417.6
Avg per Game	215.0	283.0	217.0	196.3	227.8
Passes Att.	32	34	40	92	62.7
Completed	21	23	22	51	36.8
Pct Completed	65.6	67.6	55.0	55.4	58.8
Sacked	1	3	0	3	3.3
Yards Lost	5	17	0	23	21.8
INTERCEPTED BY	1	1	2	3	2.3
Yards Returned	4	0	17	74	40.8
Returned for TD	0	0	0	1	0.3
OPP PUNT RETURNS	3	5	1	5	4.5
Avg return	5.0	21.8	0.0	3.8	10.1
OPP KICKOFF RET	1	3	4	16	7.2
Avg return	23.0	15.7	27.0	25.8	21.8
OPP TOUCHDOWNS	3	2	2	6	4.5
Rushing	1	0	1	2	1.7
Passing	2	1	1	4	2.3
Returns	0	1	0	0	0.5

TEAM RANKINGS

American Football Conference

Offense Defense

	Total	Rush	Pass	Total	Rush	Pass
Balt.	6	3	6	4	3	5
Ind.	2	5	*1	6	6	3
Miami	5	6	4	2	5	*1
Pitt.	4	2	5	3	*1	6
S.D.	3	4	3	5	4	4
Tenn.	*1	1	2	*1	2	2

National Football Conference

Offense Defense

	Total	Rush	Pass	Total	Rush	Pass
Ariz.	1	3	2	2	3	4
Atl.	6	6	4	5	4	5
Car.	5	4	3	6	6	2
Minn.	4	*1	6	4	2	6
Giants	3	2	5	1	1	3
Phil.	2	5	1	3	5	1

National Football League

Offense Defense

	Total	Rush	Pass	Total	Rush	Pass
Ariz.	2	5	3	6	5	9
Atl.	11	11	9	10T	7	11
Balt.	12	6	12	5	6	8
Car.	10	8	8	12	10	5
Ind.	3	10	*1	10T	12	3
Miami	9	12	6	3	11	*1
Minn.	8	*1	11	8	4	12
Giants	6	2	10	2	3	6
Phil.	4	9	2	7	9	4
Pitt.	7	4	7	4	*1	10
S.D.	5	7	5	9	8	7
Tenn.	*1	3	4	*1	2	2

T = Tied for position

* = League Leader

AFC / TEAM/OFFENSE RANK

Tm	(A)	(B)	(C)	(D)	(E)	(F)	(G)	(H)	(I)	(J)	(K)	(L)	(M)	(N)	(O)	(P)	(Q)
BAL	6	6	3	3	6	6	5	3	6	4	2t	1	5	5	2	3	1t
IND	2	1	5	4	1	1	1	1t	5	3	2t	5	6	3	6	4	1t
MIA	5	5	6	6	4	5	6	5	3	6	2t	4	3	4	3	6	1t
PIT	4	4	2	5	5	2	2	4	4	2	2t	3	4	6	5	1	1t
SD	3	3	4	2	3	4	4	6	2	1	1	2	1	2	1	2	1t
TEN	1	2	1	1	2	3	3	1t	1	5	2t	6	2	1	4	5	6

AFC / OPPONENT/DEFENSE RANK

Tm	(A)	(B)	(C)	(D)	(E)	(F)	(G)	(H)	(I)	(J)	(K)	(L)	(M)	(N)	(O)	(P)	(Q)	(R)	(S)
BAL	4	2	3	3	5	3	2	3	3	2	3t	1	4	4	1	2	1	2	6
IND	6	3	6	6	3	1	3	1	6	6	6	5	5	6	6	4	2t	5	2
MIA	2	4	5	5	1	2	4t	5t	2	5	1t	3	6	3	4	6	2t	6	4
PIT	3	6	1	2	6	4	1	2	4	3	3t	2	3	1	3	3	2t	1	3
SD	5	5	4	4	4	5	4t	4	5	4	3t	4	2	5	2	5	2t	3	5
TEN	1	1	2	1	2	6	4t	5t	1	1	1t	6	1	2	5	1	2t	4	1

NFC / TEAM/OFFENSE RANK

Tm	(A)	(B)	(C)	(D)	(E)	(F)	(G)	(H)	(I)	(J)	(K)	(L)	(M)	(N)	(O)	(P)	(Q)
ARI	1	1	3	4	2	1	1	3	1t	1	1t	4	5	6	5	1	3
ATL	6	6	6	6	4	5	4	6	1t	4	1t	2	2	5	4	3	1
CAR	5	3	4	1	3	4	6	5	4t	5	4t	3	3	1	2	5	5t
MIN	4	5	1	2	6	6	2	2	4t	3	6	6	4	2	6	4	5t
NYG	3	4	2	3	5	3	5	1	4t	6	3	5	1	3	1	6	4
PHI	2	2	5	5	1	2	3	4	3	2	4t	1	6	4	3	2	2

NFC / OPPONENT/DEFENSE RANK

Tm	(A)	(B)	(C)	(D)	(E)	(F)	(G)	(H)	(I)	(J)	(K)	(L)	(M)	(N)	(O)	(P)	(Q)	(R)	(S)
ARI	2	4	3	5	4	2	1	2	4	4	5	5	3	6	5	2	4	1	1
ATL	5	6	4	3	5	6	4t	5t	1t	3	1t	1	2	1	2	5	1	3	6
CAR	6	2	6	4	2	4	4t	4	6	6	1t	4	4	4	3	6	3	6	5
MIN	4	5	2	2	6	5	6	1	1t	1	1t	6	1	5	6	4	5t	4t	4
NYG	1	1	1	1	3	1	2	5t	5	5	1t	2	6	2	4	3	5t	4t	3
PHI	3	3	5	6	1	3	3	3	3	2	6	3	5	3	1	1	2	2	2

- (A) Total Yards per Game
- (B) Yards per Play
- (C) Rushing Yards per Game
- (D) Rushing Yards per Attempt
- (E) Passing Net Yards per Game
- (F) Passing Net Yards per Play
- (G) Passing, Percent Had Intercepted
- (H) Sacks per Pass Play
- (I) First Downs per Game
- (J) Third Down Efficiency
- (K) Fourth Down Efficiency
- (L) Punt Return Average
- (M) Kickoff Return Average
- (N) Gross Punting Average
- (O) Net Punting Average
- (P) Points per Game
- (Q) Field Goal Percentage
- Combined Offense/Defense Rank
- (R) Points per Game Differential
- (S) Net Yards per Game Differential

NFL / TEAM/OFFENSE RANK

Tm	(A)	(B)	(C)	(D)	(E)	(F)	(G)	(H)	(I)	(J)	(K)	(L)	(M)	(N)	(O)	(P)	(Q)
BAL	12	11	6	8	12	9	8	6	12	8	5t	2	11	10	6	6	1t
IND	3	2	10	9	1	2	1	2t	8	7	5t	9	12	4	12	7	1t
MIA	9	9	12	12	6	8	11	11	6	12	5t	8	5	8	7	12	1t
PIT	7	8	4	10	7	4	2	10	7	6	5t	4	10	11	10	2	1t
SD	5	6	7	5	5	6	5	12	2	5	1t	3	2	2	3	5	1t
TEN	1	4	3	4	4	5	4	2t	1	9	5t	10t	4	1	8	11	10
ARI	2	1	5	6	3	1	3	5	3t	1	1t	7	8	12	9	1	8
ATL	11	12	11	11	9	11	9	9	3t	4	1t	5	3	9	5	4	1t
CAR	10	5	8	1	8	10	12	8	9t	10	5t	6	6	3	2	9	11t
MIN	8	10	1	2	11	12	6	4	9t	3	12	12	7	5	11	8	11t
NYG	6	7	2	3	10	7	10	1	9t	11	4	10t	1	6	1	10	9
PHI	4	3	9	7	2	3	7	7	5	2	5t	1	9	7	4	3	7



NFL / OPPONENT/DEFENSE RANK

Tm	(A)	(B)	(C)	(D)	(E)	(F)	(G)	(H)	(I)	(J)	(K)	(L)	(M)	(N)	(O)	(P)	(Q)	(R)	(S)
BAL	5	4	6	4	8	4	4	4	5	2	7t	4	8	7t	1	2	4t	4	10
IND	10t	5	12	12	3	1	9	1	12	10	12	11	10	12	12	6t	6t	7t	5
MIA	3	6	11	11	1	3	10t	9t	4	9	1t	8	11t	6	7	10	6t	11	7
PIT	4	10	1	3	10	8	3	3	6	3	7t	7	5	2	5	4	6t	1	6
SD	9	9	8	9	7	9	10t	8	8t	8	7t	9	3	10	4	8t	6t	5	8
TEN	1	1	2	1	2	10	10t	9t	1	1	1t	12	1	5	8	1	6t	6	1
ARI	6	8	5	8	9	5	1	5	8t	7	10	6	6	11	10	5	4t	2	2
ATL	10t	12	7	6	11	12	6t	9t	2t	6	1t	1	4	1	3	11	1	7t	12
CAR	12	3	10	7	5	7	6t	7	11	12	1t	5	7	7t	6	12	3	12	11
MIN	8	11	4	5	12	11	8	2	2t	4	1t	10	2	9	11	8t	6t	9t	9
NYG	2	2	3	2	6	2	2	9t	10	11	1t	2	11t	3	9	6t	6t	9t	4
PHI	7	7	9	10	4	6	5	6	7	5	11	3	9	4	2	3	2	3	3

- (A) Total Yards per Game
- (B) Yards per Play
- (C) Rushing Yards per Game
- (D) Rushing Yards per Attempt
- (E) Passing Net Yards per Game
- (F) Passing Net Yards per Play
- (G) Passing, Percent Had Intercepted
- (H) Sacks per Pass Play
- (I) First Downs per Game
- (J) Third Down Efficiency
- (K) Fourth Down Efficiency
- (L) Punt Return Average
- (M) Kickoff Return Average
- (N) Gross Punting Average
- (O) Net Punting Average
- (P) Points per Game
- (Q) Field Goal Percentage
- Combined Offense/Defense Rank
- (R) Points per Game Differential
- (S) Net Yards per Game Differential

AFC / TOTAL OFFENSE

Rank	Team	Total Rushing	Passing	Total Rushing	Passing
1)	Tennessee	391	116	275	391.0 116.0 275.0
2)	Indianapolis	366	64	302	366.0 64.0 302.0
3)	San Diego	647	182	465	323.5 91.0 232.5
4)	Pittsburgh	909	275	634	303.0 91.7 211.3
5)	Miami	276	52	224	276.0 52.0 224.0
6)	Baltimore	695	274	421	231.7 91.3 140.3

AFC / TOTAL DEFENSE

Rank	Team	Total Rushing	Passing	Total Rushing	Passing
1)	Tennessee	211	50	161	211.0 50.0 161.0
2)	Miami	286	151	135	286.0 151.0 135.0
3)	Pittsburgh	895	121	774	298.3 40.3 258.0
4)	Baltimore	942	220	722	314.0 73.3 240.7
5)	San Diego	708	229	479	354.0 114.5 239.5
6)	Indianapolis	357	167	190	357.0 167.0 190.0

NFC / TOTAL OFFENSE

Rank	Team	Total Rushing	Passing	Total Rushing	Passing
1)	Arizona	1493	366	1127	373.3 91.5 281.8
2)	Philadelphia	1080	223	857	360.0 74.3 285.7
3)	New York Giants	307	138	169	307.0 138.0 169.0
4)	Minnesota	301	148	153	301.0 148.0 153.0
5)	Carolina	269	75	194	269.0 75.0 194.0
6)	Atlanta	250	60	190	250.0 60.0 190.0

NFC / TOTAL DEFENSE

Rank	Team	Total Rushing	Passing	Total Rushing	Passing
1)	New York Giants	276	59	217	276.0 59.0 217.0
2)	Arizona	1265	290	975	316.3 72.5 243.8
3)	Philadelphia	977	388	589	325.7 129.3 196.3
4)	Minnesota	350	67	283	350.0 67.0 283.0
5)	Atlanta	357	86	271	357.0 86.0 271.0
6)	Carolina	360	145	215	360.0 145.0 215.0

NFL / TOTAL OFFENSE

Rank	Team	Total Rushing	Passing	Total Rushing	Passing
1)	Tennessee	391	116	275	391.0 116.0 275.0
2)	Arizona	1493	366	1127	373.3 91.5 281.8
3)	Indianapolis	366	64	302	366.0 64.0 302.0
4)	Philadelphia	1080	223	857	360.0 74.3 285.7
5)	San Diego	647	182	465	323.5 91.0 232.5
6)	New York Giants	307	138	169	307.0 138.0 169.0
7)	Pittsburgh	909	275	634	303.0 91.7 211.3
8)	Minnesota	301	148	153	301.0 148.0 153.0
9)	Miami	276	52	224	276.0 52.0 224.0
10)	Carolina	269	75	194	269.0 75.0 194.0
11)	Atlanta	250	60	190	250.0 60.0 190.0
12)	Baltimore	695	274	421	231.7 91.3 140.3

NFL / TOTAL DEFENSE

Rank	Team	Total Rushing	Passing	Total Rushing	Passing
1)	Tennessee	211	50	161	211.0 50.0 161.0
2)	New York Giants	276	59	217	276.0 59.0 217.0
3)	Miami	286	151	135	286.0 151.0 135.0
4)	Pittsburgh	895	121	774	298.3 40.3 258.0
5)	Baltimore	942	220	722	314.0 73.3 240.7
6)	Arizona	1265	290	975	316.3 72.5 243.8
7)	Philadelphia	977	388	589	325.7 129.3 196.3
8)	Minnesota	350	67	283	350.0 67.0 283.0
9)	San Diego	708	229	479	354.0 114.5 239.5
10t)	Indianapolis	357	167	190	357.0 167.0 190.0
10t)	Atlanta	357	86	271	357.0 86.0 271.0
12)	Carolina	360	145	215	360.0 145.0 215.0

AFC / TAKE-AWAYS, GIVE-AWAYS

Rank	Team	TAKE-AWAYS			GIVE-AWAYS			Net Diff
		Int	Fum	Total	Int	Fum	Total	
1)	Pittsburgh	5	3	8	1	1	2	= +6
2)	Baltimore	5	4	9	3	2	5	= +4
3)	Indianapolis	1	1	2	0	0	0	= +2
4)	Tennessee	0	0	0	1	2	3	= -3
5t)	Miami	0	1	1	4	1	5	= -4
5t)	San Diego	0	0	0	2	2	4	= -4
	Totals	11	9	20	11	8	19	= +1

NFC / TAKE-AWAYS, GIVE-AWAYS

Rank	Team	TAKE-AWAYS			GIVE-AWAYS			Net Diff
		Int	Fum	Total	Int	Fum	Total	
1)	Arizona	9	4	13	3	2	5	= +8
2)	Minnesota	1	1	2	1	1	2	= 0
3t)	New York Giants	2	0	2	2	1	3	= -1
3t)	Philadelphia	3	3	6	4	3	7	= -1
5)	Atlanta	1	0	1	2	1	3	= -2
6)	Carolina	1	0	1	5	1	6	= -5
	Totals	17	8	25	17	9	26	= -1

NFL / TAKE-AWAYS, GIVE-AWAYS

Rank	Team	TAKE-AWAYS			GIVE-AWAYS			Net Diff
		Int	Fum	Total	Int	Fum	Total	
1)	Arizona	9	4	13	3	2	5	= +8
2)	Pittsburgh	5	3	8	1	1	2	= +6
3)	Baltimore	5	4	9	3	2	5	= +4
4)	Indianapolis	1	1	2	0	0	0	= +2
5)	Minnesota	1	1	2	1	1	2	= 0
6t)	New York Giants	2	0	2	2	1	3	= -1
6t)	Philadelphia	3	3	6	4	3	7	= -1
8)	Atlanta	1	0	1	2	1	3	= -2
9)	Tennessee	0	0	0	1	2	3	= -3
10t)	Miami	0	1	1	4	1	5	= -4
10t)	San Diego	0	0	0	2	2	4	= -4
12)	Carolina	1	0	1	5	1	6	= -5
	Totals	28	17	45	28	17	45	= 0

AFC / TEAM/OFFENSE INSIDE THE 20

Rank	Team	Poss	Pts	TD	TD%	FG	Score	Score%
1)	Indianapolis	1	7	1	100.0	0	1	100.0
2t)	Pittsburgh	10	51	6	60.0	3	9	90.0
2t)	San Diego	5	24	3	60.0	1	4	80.0
4)	Baltimore	7	37	4	57.1	3	7	100.0
5t)	Miami	3	9	1	33.3	1	2	66.7
5t)	Tennessee	3	10	1	33.3	1	2	66.7

AFC / OPPONENTS/DEFENSE INSIDE THE 20

Rank	Team	Poss	Pts	TD	TD%	FG	Score	Score%
1)	Tennessee	1	3	0	0.0	1	1	100.0
2)	Baltimore	7	22	2	28.6	3	5	71.4
3t)	Indianapolis	4	17	2	50.0	1	3	75.0
3t)	Miami	4	20	2	50.0	2	4	100.0
5t)	Pittsburgh	6	35	5	83.3	0	5	83.3
5t)	San Diego	6	35	5	83.3	0	5	83.3

NFC / TEAM/OFFENSE INSIDE THE 20

Rank	Team	Poss	Pts	TD	TD%	FG	Score	Score%
1)	Minnesota	1	7	1	100.0	0	1	100.0
2)	Atlanta	4	24	3	75.0	1	4	100.0
3)	Arizona	12	66	8	66.7	3	11	91.7
4)	Carolina	4	13	2	50.0	0	2	50.0
5)	Philadelphia	8	36	3	37.5	5	8	100.0
6)	New York Giants	3	9	0	0.0	3	3	100.0

NFC / OPPONENTS/DEFENSE INSIDE THE 20

Rank	Team	Poss	Pts	TD	TD%	FG	Score	Score%
1)	Minnesota	1	3	0	0.0	1	1	100.0
2t)	Carolina	5	23	2	40.0	3	5	100.0
2t)	New York Giants	5	23	2	40.0	3	5	100.0
4t)	Philadelphia	7	38	4	57.1	3	7	100.0
4t)	Arizona	14	67	8	57.1	4	12	85.7
6)	Atlanta	1	7	1	100.0	0	1	100.0

NFL / TEAM/OFFENSE INSIDE THE 20

Rank	Team	Poss	Pts	TD	TD%	FG	Score	Score%
1t)	Indianapolis	1	7	1	100.0	0	1	100.0
1t)	Minnesota	1	7	1	100.0	0	1	100.0
3)	Atlanta	4	24	3	75.0	1	4	100.0
4)	Arizona	12	66	8	66.7	3	11	91.7
5t)	Pittsburgh	10	51	6	60.0	3	9	90.0
5t)	San Diego	5	24	3	60.0	1	4	80.0
7)	Baltimore	7	37	4	57.1	3	7	100.0
8)	Carolina	4	13	2	50.0	0	2	50.0
9)	Philadelphia	8	36	3	37.5	5	8	100.0
10t)	Miami	3	9	1	33.3	1	2	66.7
10t)	Tennessee	3	10	1	33.3	1	2	66.7
12)	New York Giants	3	9	0	0.0	3	3	100.0

NFL / OPPONENTS/DEFENSE INSIDE THE 20

Rank	Team	Poss	Pts	TD	TD%	FG	Score	Score%
1t)	Minnesota	1	3	0	0.0	1	1	100.0
1t)	Tennessee	1	3	0	0.0	1	1	100.0
3)	Baltimore	7	22	2	28.6	3	5	71.4
4t)	Carolina	5	23	2	40.0	3	5	100.0
4t)	New York Giants	5	23	2	40.0	3	5	100.0
6t)	Indianapolis	4	17	2	50.0	1	3	75.0
6t)	Miami	4	20	2	50.0	2	4	100.0
8t)	Philadelphia	7	38	4	57.1	3	7	100.0
8t)	Arizona	14	67	8	57.1	4	12	85.7
10t)	Pittsburgh	6	35	5	83.3	0	5	83.3
10t)	San Diego	6	35	5	83.3	0	5	83.3
12)	Atlanta	1	7	1	100.0	0	1	100.0



AFC / OFFENSE/TEAMS: FIRST DOWNS, THIRD DOWNS, FOURTH DOWNS

Rank	Team	FIRST DOWNS				THIRD DOWNS			FOURTH DOWNS		
		Total	Rush	Pass	Pen	Made	Att	Pct	Made	Att	Pct
1)	Tennessee	21	4	16	1	4	14	28.6	0	2	0.0
2)	San Diego	41	12	25	4	11	26	42.3	1	1	100.0
3)	Miami	18	5	11	2	2	10	20.0	0	1	0.0
4)	Pittsburgh	53	17	29	7	17	42	40.5	0	2	0.0
5)	Indianapolis	17	5	11	1	6	15	40.0	0	1	0.0
6)	Baltimore	38	16	18	4	11	38	28.9	0	1	0.0
Totals		188	59	110	19	51	145	35.2	1	8	12.5

AFC / DEFENSE/OPPONENTS: FIRST DOWNS, THIRD DOWNS, FOURTH DOWNS

Rank	Team	FIRST DOWNS				THIRD DOWNS			FOURTH DOWNS		
		Total	Rush	Pass	Pen	Made	Att	Pct	Made	Att	Pct
1)	Tennessee	9	3	5	1	3	13	23.1	0	0	---
2)	Miami	16	8	7	1	5	12	41.7	0	0	---
3)	Baltimore	50	10	36	4	13	42	31.0	0	3	0.0
4)	Pittsburgh	51	8	39	4	11	33	33.3	0	1	0.0
5)	San Diego	39	17	19	3	12	29	41.4	0	3	0.0
6)	Indianapolis	26	11	12	3	6	14	42.9	1	1	100.0
Totals		191	57	118	16	50	143	35.0	1	8	12.5

NFC / OFFENSE/TEAMS: FIRST DOWNS, THIRD DOWNS, FOURTH DOWNS

Rank	Team	FIRST DOWNS				THIRD DOWNS			FOURTH DOWNS		
		Total	Rush	Pass	Pen	Made	Att	Pct	Made	Att	Pct
1t)	Arizona	80	21	52	7	24	53	45.3	1	1	100.0
1t)	Atlanta	20	6	14	0	6	14	42.9	1	1	100.0
3)	Philadelphia	57	11	41	5	19	42	45.2	0	1	0.0
4t)	Carolina	16	4	11	1	2	8	25.0	0	1	0.0
4t)	Minnesota	16	5	9	2	8	18	44.4	0	0	---
4t)	New York Giants	16	7	8	1	3	13	23.1	1	3	33.3
Totals		205	54	135	16	62	148	41.9	3	7	42.9

NFC / DEFENSE/OPPONENTS: FIRST DOWNS, THIRD DOWNS, FOURTH DOWNS

Rank	Team	FIRST DOWNS				THIRD DOWNS			FOURTH DOWNS		
		Total	Rush	Pass	Pen	Made	Att	Pct	Made	Att	Pct
1t)	Atlanta	15	5	9	1	6	15	40.0	0	0	---
1t)	Minnesota	15	2	13	0	5	14	35.7	0	0	---
3)	Philadelphia	53	18	30	5	16	43	37.2	2	4	50.0
4)	Arizona	78	19	53	6	19	46	41.3	1	3	33.3
5)	New York Giants	20	4	12	4	7	14	50.0	0	0	---
6)	Carolina	21	8	10	3	10	18	55.6	0	0	---
Totals		202	56	127	19	63	150	42.0	3	7	42.9

NFL / OFFENSE/TEAMS: FIRST DOWNS, THIRD DOWNS, FOURTH DOWNS

Rank	Team	FIRST DOWNS				THIRD DOWNS			FOURTH DOWNS		
		Total	Rush	Pass	Pen	Made	Att	Pct	Made	Att	Pct
1)	Tennessee	21	4	16	1	4	14	28.6	0	2	0.0
2)	San Diego	41	12	25	4	11	26	42.3	1	1	100.0
3t)	Arizona	80	21	52	7	24	53	45.3	1	1	100.0
3t)	Atlanta	20	6	14	0	6	14	42.9	1	1	100.0
5)	Philadelphia	57	11	41	5	19	42	45.2	0	1	0.0
6)	Miami	18	5	11	2	2	10	20.0	0	1	0.0
7)	Pittsburgh	53	17	29	7	17	42	40.5	0	2	0.0
8)	Indianapolis	17	5	11	1	6	15	40.0	0	1	0.0
9t)	Carolina	16	4	11	1	2	8	25.0	0	1	0.0
9t)	Minnesota	16	5	9	2	8	18	44.4	0	0	---
9t)	New York Giants	16	7	8	1	3	13	23.1	1	3	33.3
12)	Baltimore	38	16	18	4	11	38	28.9	0	1	0.0
Totals		393	113	245	35	113	293	38.6	4	15	26.7

NFL / DEFENSE/OPPONENTS: FIRST DOWNS, THIRD DOWNS, FOURTH DOWNS

Rank	Team	FIRST DOWNS				THIRD DOWNS			FOURTH DOWNS		
		Total	Rush	Pass	Pen	Made	Att	Pct	Made	Att	Pct
1)	Tennessee	9	3	5	1	3	13	23.1	0	0	---
2t)	Atlanta	15	5	9	1	6	15	40.0	0	0	---
2t)	Minnesota	15	2	13	0	5	14	35.7	0	0	---
4)	Miami	16	8	7	1	5	12	41.7	0	0	---
5)	Baltimore	50	10	36	4	13	42	31.0	0	3	0.0
6)	Pittsburgh	51	8	39	4	11	33	33.3	0	1	0.0
7)	Philadelphia	53	18	30	5	16	43	37.2	2	4	50.0
8t)	San Diego	39	17	19	3	12	29	41.4	0	3	0.0
8t)	Arizona	78	19	53	6	19	46	41.3	1	3	33.3
10)	New York Giants	20	4	12	4	7	14	50.0	0	0	---
11)	Carolina	21	8	10	3	10	18	55.6	0	0	---
12)	Indianapolis	26	11	12	3	6	14	42.9	1	1	100.0
Totals		393	113	245	35	113	293	38.6	4	15	26.7

AFC / FIRST-DOWN PLAYS BY TEAMS

Rank	Team	Yds/Play	Plays	Yards
1)	Tennessee	6.30	33	208
2)	Indianapolis	6.19	27	167
3)	San Diego	4.84	57	276
4)	Miami	4.64	28	130
5)	Baltimore	4.29	72	309
6)	Pittsburgh	3.21	80	257
TOTAL		4.54	297	1347

AFC / FIRST-DOWN PLAYS BY OPPONENTS

Rank	Team	Yds/Play	Plays	Yards
1)	Tennessee	2.86	22	63
2)	Indianapolis	4.29	34	146
3)	Baltimore	4.49	85	382
4)	San Diego	4.67	57	266
5)	Pittsburgh	4.79	77	369
6)	Miami	6.56	25	164
TOTAL		4.63	300	1390

NFC / FIRST-DOWN PLAYS BY TEAMS

Rank	Team	Yds/Play	Plays	Yards
1)	Carolina	6.30	27	170
2)	New York Giants	5.68	28	159
3)	Philadelphia	5.66	85	481
4)	Arizona	5.11	112	572
5)	Atlanta	2.93	30	88
6)	Minnesota	2.59	27	70
TOTAL		4.98	309	1540



NFC / FIRST-DOWN PLAYS BY OPPONENTS

Rank	Team	Yds/Play	Plays	Yards
1)	New York Giants	2.57	30	77
2)	Atlanta	3.56	25	89
3)	Carolina	4.45	31	138
4)	Philadelphia	5.09	82	417
5)	Arizona	5.38	113	608
6)	Minnesota	6.72	25	168
TOTAL		4.89	306	1497

NFL / FIRST-DOWN PLAYS BY TEAMS

Rank	Team	Yds/Play	Plays	Yards
1)	Tennessee	6.30	33	208
2)	Carolina	6.30	27	170
3)	Indianapolis	6.19	27	167
4)	New York Giants	5.68	28	159
5)	Philadelphia	5.66	85	481
6)	Arizona	5.11	112	572
7)	San Diego	4.84	57	276
8)	Miami	4.64	28	130
9)	Baltimore	4.29	72	309
10)	Pittsburgh	3.21	80	257
11)	Atlanta	2.93	30	88
12)	Minnesota	2.59	27	70
TOTAL		4.76	606	2887

NFL / FIRST-DOWN PLAYS BY OPPONENTS

Rank	Team	Yds/Play	Plays	Yards
1)	New York Giants	2.57	30	77
2)	Tennessee	2.86	22	63
3)	Atlanta	3.56	25	89
4)	Indianapolis	4.29	34	146
5)	Carolina	4.45	31	138
6)	Baltimore	4.49	85	382
7)	San Diego	4.67	57	266
8)	Pittsburgh	4.79	77	369
9)	Philadelphia	5.09	82	417
10)	Arizona	5.38	113	608
11)	Miami	6.56	25	164
12)	Minnesota	6.72	25	168
TOTAL		4.76	606	2887

AFC / KICKOFFS (Receiving Team)

Rank	Team	TotKO	AdjKO	TB	TB%	EZ	EZ%	OB	I20	Avg.Start
1)	Miami	6	6	3	50.0	4	66.7	0	0	25.8
2)	Pittsburgh	12	11	0	0.0	0	0.0	0	0	28.9
3)	San Diego	11	11	1	9.1	4	36.4	0	0	31.0
4)	Tennessee	4	4	0	0.0	0	0.0	0	0	34.8
5)	Indianapolis	4	4	0	0.0	0	0.0	0	1	24.5
6)	Baltimore	12	12	3	25.0	5	41.7	0	2	24.0
Totals		49	48	7	14.6	13	27.1	0	3	27.9

AFC / KICKOFFS (Kicking Team)

Rank	Team	TotKO	AdjKO	TB	TB%	EZ	EZ%	OB	I20	Avg.Start
1)	Pittsburgh	18	18	1	5.6	4	22.2	0	3	28.2
2)	San Diego	9	8	0	0.0	0	0.0	0	1	28.0
3)	Baltimore	13	13	3	23.1	4	30.8	0	0	30.0
4)	Indianapolis	5	5	1	20.0	3	60.0	0	0	24.4
5)	Miami	3	3	1	33.3	2	66.7	0	0	27.7
6)	Tennessee	3	3	2	66.7	2	66.7	0	0	21.3
Totals		51	50	8	16.0	15	30.0	0	4	27.8

NFC / KICKOFFS (Receiving Team)

Rank	Team	TotKO	AdjKO	TB	TB%	EZ	EZ%	OB	I20	Avg.Start
1)	Atlanta	5	5	3	60.0	5	100.0	0	0	22.0
2)	Carolina	8	8	1	12.5	4	50.0	0	0	29.1
3)	New York Giants	6	6	0	0.0	4	66.7	0	0	33.3
4)	Minnesota	7	7	0	0.0	3	42.9	0	2	23.1
5)	Philadelphia	12	12	2	16.7	3	25.0	1	1	28.3
6)	Arizona	21	20	4	20.0	9	42.9	2	4	23.6
Totals		59	58	10	17.2	28	48.3	3	7	26.1

NFC / KICKOFFS (Kicking Team)

Rank	Team	TotKO	AdjKO	TB	TB%	EZ	EZ%	OB	I20	Avg.Start
1)	Philadelphia	19	19	2	10.5	11	57.9	1	2	27.2
2)	Arizona	22	22	6	27.3	11	50.0	1	0	26.6
3)	Carolina	3	2	0	0.0	0	0.0	1	0	33.0
4)	Atlanta	6	6	1	16.7	3	50.0	0	3	17.3
5)	Minnesota	3	3	0	0.0	1	33.3	0	1	21.3
6)	New York Giants	4	4	0	0.0	0	0.0	0	0	32.5
Totals		57	56	9	16.1	26	46.4	3	6	26.2

Note: Average team drive start DOES NOT include onside kicks or kickoffs at the end of a half unless either kickoff is returned for a touchdown. All other kickoffs (returned kickoffs, fair catches, touchback and kickoffs out of bounds) are included. Kickoffs resulting in the kicking team retaining possession are not included.

ADJ KO: Adjusted kickoffs are used to compute the Avg. Team Drive Start.
I20: The number of drives that start inside (not including) the 20 yd line.

NFL / KICKOFFS (Receiving Team)

Rank	Team	TotKO	AdjKO	TB	TB%	EZ	EZ%	OB	I20	Avg.Start
1)	Atlanta	5	5	3	60.0	5	100.0	0	0	22.0
2)	Carolina	8	8	1	12.5	4	50.0	0	0	29.1
3)	Miami	6	6	3	50.0	4	66.7	0	0	25.8
4)	New York Giants	6	6	0	0.0	4	66.7	0	0	33.3
5)	Pittsburgh	12	11	0	0.0	0	0.0	0	0	28.9
6)	San Diego	11	11	1	9.1	4	36.4	0	0	31.0
7)	Tennessee	4	4	0	0.0	0	0.0	0	0	34.8
8)	Indianapolis	4	4	0	0.0	0	0.0	0	1	24.5
9)	Baltimore	12	12	3	25.0	5	41.7	0	2	24.0
10)	Minnesota	7	7	0	0.0	3	42.9	0	2	23.1
11)	Philadelphia	12	12	2	16.7	3	25.0	1	1	28.3
12)	Arizona	21	20	4	20.0	9	42.9	2	4	23.6
Totals		108	106	17	16.0	41	38.7	3	10	26.9



NFL / KICKOFFS (Kicking Team)

Rank	Team	TotKO	AdjKO	TB	TB%	EZ	EZ%	OB	I20	Avg.Start
1)	Philadelphia	19	19	2	10.5	11	57.9	1	2	27.2
2)	Arizona	22	22	6	27.3	11	50.0	1	0	26.6
3)	Carolina	3	2	0	0.0	0	0.0	1	0	33.0
4)	Atlanta	6	6	1	16.7	3	50.0	0	3	17.3
5)	Pittsburgh	18	18	1	5.6	4	22.2	0	3	28.2
6)	Minnesota	3	3	0	0.0	1	33.3	0	1	21.3
7)	San Diego	9	8	0	0.0	0	0.0	0	1	28.0
8)	Baltimore	13	13	3	23.1	4	30.8	0	0	30.0
9)	Indianapolis	5	5	1	20.0	3	60.0	0	0	24.4
10)	Miami	3	3	1	33.3	2	66.7	0	0	27.7
11)	New York Giants	4	4	0	0.0	0	0.0	0	0	32.5
12)	Tennessee	3	3	2	66.7	2	66.7	0	0	21.3
Totals		108	106	17	16.0	41	38.7	3	10	26.9

Note: Average team drive start DOES NOT include onside kicks or kickoffs at the end of a half unless either kickoff is returned for a touchdown. All other kickoffs (returned kickoffs, fair catches, touchback and kickoffs out of bounds) are included. Kickoffs resulting in the kicking team retaining possession are not included.

ADJ KO: Adjusted kickoffs are used to compute the Avg. Team Drive Start.

I20: The number of drives that start inside (not including) the 20 yd line.

AFC / SINGLE-GAME HIGHS / PLAYERS

Most Points-- 12, Sproles, S.D. vs. Ind., 1/3 (OT), (2 td, 0 fg, 0 xp, 0 2pt)
Most Points-- 12, Parker, Pitt. vs. S.D., 1/11, (2 td, 0 fg, 0 xp, 0 2pt)
Most Points-- 12, McGahee, Balt. at Pitt., 1/18, (2 td, 0 fg, 0 xp, 0 2pt)
Passing Yards-- 310, Manning, Ind. at S.D., 1/3 (OT), (25-42, 310, 1 td, 0 int)
Passing Yards-- 308, Rivers, S.D. at Pitt., 1/11, (21-35, 308, 3 td, 1 int)
Longest Pass-- 72, Manning, Ind. at S.D., 1/3 (OT), (to Wayne, Reggie, td)
Longest Pass-- 65, Roethlisberger, Pitt. vs. Balt., 1/18, (to Holmes, Santonio, td)
Passing Touchdowns-- 3, Rivers, S.D. at Pitt., 1/11, (21-35, 308, 3 td, 1 int)
Rushing Yards-- 146, Parker, Pitt. vs. S.D., 1/11, (27-146, 2 td)
Rushing Attempts-- 27, Parker, Pitt. vs. S.D., 1/11, (27-146, 2 td)
Longest Rush-- 48, McGahee, Balt. at Miami, 1/4
Receptions-- 10, Gage, Tenn. vs. Balt., 1/10, (10-135, 0 td)
Receiving Yards-- 135, Gage, Tenn. vs. Balt., 1/10, (10-135, 0 td)
Kickoff Return Yards-- 164, Sproles, S.D. at Pitt., 1/11, (5-164, 0 td)
Kickoff Returns-- 5, Sproles, S.D. at Pitt., 1/11, (5-164, 0 td)
Longest Kickoff Return-- 63, Sproles, S.D. at Pitt., 1/11
Punt Return Yards-- 73, Holmes, Pitt. vs. S.D., 1/11, (2-73, 1 fc, 1 td)
Punt Returns-- 6, Leonhard, Balt. at Pitt., 1/18, (6-65, 0 fc, 0 td)
Longest Punt Return-- 67, Holmes, Pitt. vs. S.D., 1/11, td
Interceptions-- 2, Reed, Balt. at Miami, 1/4, (2-76, 1 td)
Longest Interception Return-- 100, J. Harrison, Pitt. at Ariz., 2/1, td
Sacks-- 2.0, Freeney, Ind. at S.D., 1/3 (OT)
Sacks-- 2.0, Mathis, Ind. at S.D., 1/3 (OT)
Sacks-- 2.0, (4 times in Non-Overtime Games)
Scrimmage Yards-- 150, Sproles, S.D. vs. Ind., 1/3 (OT), (Rush 22-105, Rec 5-45)
Scrimmage Yards-- 146, Parker, Pitt. vs. S.D., 1/11, (Rush 27-146, Rec 0-0)
Longest Punt-- 67, Scifres, S.D. vs. Ind., 1/3 (OT)
Longest Punt-- 66, Hentrich, Tenn. vs. Balt., 1/10
Punts-- 8, Koch, Balt. at Tenn., 1/10, (8-342, 42.8)
Field Goals Made-- 3, Reed, Pitt. vs. Balt., 1/18, (3-3, 46 lg)
Longest Field Goal-- 46, Reed, Pitt. vs. Balt., 1/18

NFC / SINGLE-GAME HIGHS / PLAYERS

Most Points-- 18, Fitzgerald, Ariz. vs. Phil., 1/18, (3 td, 0 fg, 0 xp, 0 2pt)
Passing Yards-- 377, Warner, Ariz. vs. Pitt., 2/1, (31-43, 377, 3 td, 1 int)
Longest Pass-- 71, Warner, Ariz. vs. Atl., 1/3, (to Boldin, Anquan, td)
Longest Pass-- 71, McNabb, Phil. at Minn., 1/4, (to Westbrook, Brian, td)
Passing Touchdowns-- 4, Warner, Ariz. vs. Phil., 1/18, (21-28, 279, 4 td, 0 int)
Rushing Yards-- 92, Jacobs, NY-G vs. Phil., 1/11, (19-92, 0 td)
Rushing Attempts-- 20, (3 times in Non-Overtime Games)
Longest Rush-- 40, Peterson, Minn. vs. Phil., 1/4, td
Receptions-- 11, White, Atl. at Ariz., 1/3, (11-84, 1 td)
Receiving Yards-- 166, Fitzgerald, Ariz. at Car., 1/10, (8-166, 1 td)
Kickoff Return Yards-- 180, Bradshaw, NY-G vs. Phil., 1/11, (6-180, 0 td)
Kickoff Returns-- 6, M. Hicks, Minn. vs. Phil., 1/4, (6-133, 0 td)
Kickoff Returns-- 6, Bradshaw, NY-G vs. Phil., 1/11, (6-180, 0 td)
Longest Kickoff Return-- 65, Bradshaw, NY-G vs. Phil., 1/11
Punt Return Yards-- 109, D. Jackson, Phil. at Minn., 1/4, (5-109, 0 fc, 0 td)
Punt Returns-- 5, D. Jackson, Phil. at Minn., 1/4, (5-109, 0 fc, 0 td)
Longest Punt Return-- 62, D. Jackson, Phil. at Minn., 1/4
Interceptions-- 1, (17 times in Non-Overtime Games)
Longest Interception Return-- 47, Rolle, Ariz. at Car., 1/10
Sacks-- 2.0, (3 times in Non-Overtime Games)
Scrimmage Yards-- 166, Fitzgerald, Ariz. at Car., 1/10, (Rush 0-0, Rec 8-166)
Longest Punt-- 60, Kluwe, Minn. vs. Phil., 1/4
Punts-- 8, Kluwe, Minn. vs. Phil., 1/4, (8-362, 45.3)
Field Goals Made-- 4, Akers, Phil. at Minn., 1/4, (4-4, 51 lg)
Field Goals Made-- 4, Rackers, Ariz. at Car., 1/10, (4-5, 49 lg)
Longest Field Goal-- 51, Akers, Phil. at Minn., 1/4

NFL / SINGLE-GAME HIGHS / PLAYERS

Most Points-- 18, Fitzgerald, Ariz. vs. Phil., 1/18, (3 td, 0 fg, 0 xp, 0 2pt)
Passing Yards-- 377, Warner, Ariz. vs. Pitt., 2/1, (31-43, 377, 3 td, 1 int)
Longest Pass-- 72, Manning, Ind. at S.D., 1/3 (OT), (to Wayne, Reggie, td)
Longest Pass-- 71, Warner, Ariz. vs. Atl., 1/3, (to Boldin, Anquan, td)
Longest Pass-- 71, McNabb, Phil. at Minn., 1/4, (to Westbrook, Brian, td)
Passing Touchdowns-- 4, Warner, Ariz. vs. Phil., 1/18, (21-28, 279, 4 td, 0 int)
Rushing Yards-- 146, Parker, Pitt. vs. S.D., 1/11, (27-146, 2 td)
Rushing Attempts-- 27, Parker, Pitt. vs. S.D., 1/11, (27-146, 2 td)
Longest Rush-- 48, McGahee, Balt. at Miami, 1/4
Receptions-- 11, White, Atl. at Ariz., 1/3, (11-84, 1 td)
Receiving Yards-- 166, Fitzgerald, Ariz. at Car., 1/10, (8-166, 1 td)
Kickoff Return Yards-- 180, Bradshaw, NY-G vs. Phil., 1/11, (6-180, 0 td)
Kickoff Returns-- 6, M. Hicks, Minn. vs. Phil., 1/4, (6-133, 0 td)
Kickoff Returns-- 6, Bradshaw, NY-G vs. Phil., 1/11, (6-180, 0 td)
Longest Kickoff Return-- 65, Bradshaw, NY-G vs. Phil., 1/11
Punt Return Yards-- 109, D. Jackson, Phil. at Minn., 1/4, (5-109, 0 fc, 0 td)
Punt Returns-- 6, Leonhard, Balt. at Pitt., 1/18, (6-65, 0 fc, 0 td)
Longest Punt Return-- 67, Holmes, Pitt. vs. S.D., 1/11, td
Interceptions-- 2, Reed, Balt. at Miami, 1/4, (2-76, 1 td)
Longest Interception Return-- 100, J. Harrison, Pitt. at Ariz., 2/1, td
Sacks-- 2.0, Freeney, Ind. at S.D., 1/3 (OT)
Sacks-- 2.0, Mathis, Ind. at S.D., 1/3 (OT)
Sacks-- 2.0, (7 times in Non-Overtime Games)
Scrimmage Yards-- 166, Fitzgerald, Ariz. at Car., 1/10, (Rush 0-0, Rec 8-166)
Longest Punt-- 67, Scifres, S.D. vs. Ind., 1/3 (OT)



Longest Punt-- 66, Hentrich, Tenn. vs. Balt., 1/10
Punts-- 8, Kluwe, Minn. vs. Phil., 1/4, (8-362, 45.3)
Punts-- 8, Koch, Balt. at Tenn., 1/10, (8-342, 42.8)
Field Goals Made-- 4, Akers, Phil. at Minn., 1/4, (4-4, 51 lg)
Field Goals Made-- 4, Rackers, Ariz. at Car., 1/10, (4-5, 49 lg)
Longest Field Goal-- 51, Akers, Phil. at Minn., 1/4

300-Yard Passing Games

377, Warner, ARI vs. PIT 02/01 (31-43, 3 TD)
 375, McNabb, PHI at ARI 01/18 (28-47, 3 TD)
 310, Manning, IND at SD 01/03 (ot) (25-42, 1 TD)
 308, Rivers, SD at PIT 01/11 (21-35, 3 TD)
 300, McNabb, PHI at MIN 01/04 (23-34, 1 TD)

100-Yard Receiving Games

166, Fitzgerald, ARI at CAR 01/10 (8 rec., 1 TD)
 152, Fitzgerald, ARI vs. PHI 01/18 (9 rec., 3 TD)
 135, Gage, TEN vs. BAL 01/10 (10 rec., 0 TD)
 131, Holmes, PIT at ARI 02/01 (9 rec., 1 TD)
 129, Wayne, IND at SD 01/03 (ot) (4 rec., 1 TD)
 127, Fitzgerald, ARI vs. PIT 02/01 (7 rec., 2 TD)
 122, Curtis, PHI at ARI 01/18 (4 rec., 0 TD)
 101, Fitzgerald, ARI vs. ATL 01/03 (6 rec., 1 TD)

100-Yard Rushing Games

146, Parker, PIT vs. SD 01/11 (27 att., 2 TD)
 105, Sproles, SD vs. IND 01/03 (ot) (22 att., 2 TD)

AFC / LEADING PASSERS

Player, Team	Pct			Avg			Pct			Pct Rating	
	Att	Comp	Comp	Yds	Gain	TD	TD	Long	Int	Int	Points
Roethlisberger, Pit.	89	54	60.7	692	7.78	3	3.4	65t	1	1.1	91.6
Manning, Ind.	42	25	59.5	310	7.38	1	2.4	72t	0	0.0	90.4
Rivers, S.D.	71	41	57.7	525	7.39	3	4.2	62t	2	2.8	83.4
Collins, Ten.	42	26	61.9	281	6.69	0	0.0	28	1	2.4	71.6
Pennington, Mia.	38	25	65.8	252	6.63	1	2.6	45	4	10.5	53.7
*Flacco, Bal.	75	33	44.0	437	5.83	1	1.3	48t	3	4.0	50.8

AFC / LEADING PASSERS, RANKS

Player, Team	Pct			Avg			Pct			Pct Rating	
	Att	Comp	Comp	Yds	Gain	TD	TD	Long	Int	Int	Points
Roethlisberger, Pit.	1	1	3	1	1	1t	2		2t	2	1
Manning, Ind.	4t	5t	4	4	3	3t	4		1	1	2
Rivers, S.D.	3	2	5	2	2	1t	1		4	4	3
Collins, Ten.	4t	4	2	5	4	6t	6		2t	3	4
Pennington, Mia.	6	5t	1	6	5	3t	3		6	6	5
*Flacco, Bal.	2	3	6	3	6	3t	5		5	5	6

NFC / LEADING PASSERS

Player, Team	Pct			Avg			Pct			Pct Rating	
	Att	Comp	Comp	Yds	Gain	TD	TD	Long	Int	Int	Points
Warner, Ariz	135	92	68.1	1147	8.50	11	8.1	71t	3	2.2	112.2
McNabb, Phi.	121	73	60.3	892	7.37	5	4.1	71t	4	3.3	83.1
*Ryan, Atl.	40	26	65.0	199	4.97	2	5.0	28	2	5.0	72.8
Jackson, Min.	35	15	42.9	164	4.69	0	0.0	27	1	2.9	45.4
Manning, NY-G	29	15	51.7	169	5.83	0	0.0	34	2	6.9	40.7
Delhomme, Car.	34	17	50.0	205	6.03	1	2.9	35	5	14.7	39.1

NFC / LEADING PASSERS, RANKS

Player, Team	Pct			Avg			Pct			Pct Rating	
	Att	Comp	Comp	Yds	Gain	TD	TD	Long	Int	Int	Points
Warner, Ariz	1	1	1	1	1	1	1		4	1	1
McNabb, Phi.	2	2	3	2	2	2	3		5	3	2
*Ryan, Atl.	3	3	2	4	5	3	2		2t	4	3
Jackson, Min.	4	5t	6	6	6	5t	5t		1	2	4
Manning, NY-G	6	5t	4	5	4	5t	5t		2t	5	5
Delhomme, Car.	5	4	5	3	3	4	4		6	6	6

NFL / LEADING PASSERS

Player, Team	Pct			Avg			Pct			Pct Rating	
	Att	Comp	Comp	Yds	Gain	TD	TD	Long	Int	Int	Points
Warner, Ariz	135	92	68.1	1147	8.50	11	8.1	71t	3	2.2	112.2
Roethlisberger, Pit.	89	54	60.7	692	7.78	3	3.4	65t	1	1.1	91.6
Manning, Ind.	42	25	59.5	310	7.38	1	2.4	72t	0	0.0	90.4
Rivers, S.D.	71	41	57.7	525	7.39	3	4.2	62t	2	2.8	83.4
McNabb, Phi.	121	73	60.3	892	7.37	5	4.1	71t	4	3.3	83.1
*Ryan, Atl.	40	26	65.0	199	4.97	2	5.0	28	2	5.0	72.8
Collins, Ten.	42	26	61.9	281	6.69	0	0.0	28	1	2.4	71.6
Pennington, Mia.	38	25	65.8	252	6.63	1	2.6	45	4	10.5	53.7
*Flacco, Bal.	75	33	44.0	437	5.83	1	1.3	48t	3	4.0	50.8
Jackson, Min.	35	15	42.9	164	4.69	0	0.0	27	1	2.9	45.4
Manning, NY-G	29	15	51.7	169	5.83	0	0.0	34	2	6.9	40.7
Delhomme, Car.	34	17	50.0	205	6.03	1	2.9	35	5	14.7	39.1

NFL / LEADING PASSERS, RANKS

Player, Team	Pct			Avg			Pct			Pct Rating	
	Att	Comp	Comp	Yds	Gain	TD	TD	Long	Int	Int	Points
Warner, Ariz	1	1	1	1	1	1	1		8t	3	1
Roethlisberger, Pit.	3	3	5	3	2	3t	5		2t	2	2
Manning, Ind.	6t	8t	7	6	4	6t	8		1	1	3
Rivers, S.D.	5	4	8	4	3	3t	3		5t	5	4
McNabb, Phi.	2	2	6	2	5	2	4		10t	7	5
*Ryan, Atl.	8	6t	3	10	11	5	2		5t	9	6
Collins, Ten.	6t	6t	4	7	6	10t	10t		2t	4	7
Pennington, Mia.	9	8t	2	8	7	6t	7		10t	11	8
*Flacco, Bal.	4	5	11	5	10	6t	9		8t	8	9
Jackson, Min.	10	11t	12	12	12	10t	10t		2t	6	10
Manning, NY-G	12	11t	9	11	9	10t	10t		5t	10	11
Delhomme, Car.	11	10	10	9	8	6t	6		12	12	12

AFC / FOURTH-QUARTER PASSING LEADERS

Rank	Player, Team	Att	Comp	Comp%	Yards	YPA	TD	TD%	Int	Int%	Rating
1)	Pennington, Mia.	14	9	64.3	104	7.43	1	7.1	0	0.0	110.4
2)	Roethlisberger, Pit.	15	9	60.0	124	8.27	1	6.7	0	0.0	108.8
3)	Rivers, S.D.	28	14	50.0	218	7.79	2	7.1	1	3.6	85.1
4)	Manning, Ind.	9	6	66.7	44	4.89	0	0.0	0	0.0	78.0
5)	Collins, Ten.	13	8	61.5	68	5.23	0	0.0	0	0.0	75.2
6)	*Flacco, Bal.	19	11	57.9	120	6.32	0	0.0	2	10.5	37.1



NFC / FOURTH-QUARTER PASSING LEADERS

Rank	Player, Team	Att	Comp	Comp%	Yards	YPA	TD	TD%	Int	Int%	Rating
1)	McNabb, Phi.	25	18	72.0	292	11.68	3	12.0	0	0.0	150.3
2)	Warner, Ariz	37	28	75.7	378	10.22	3	8.1	0	0.0	134.7
3)	*Ryan, Atl.	9	6	66.7	51	5.67	1	11.1	0	0.0	118.3
4)	Delhomme, Car.	15	8	53.3	96	6.40	1	6.7	2	13.3	55.8
5)	Manning, NY-G	8	6	75.0	48	6.00	0	0.0	1	12.5	50.0
6)	Jackson, Min.	16	6	37.5	44	2.75	0	0.0	0	0.0	45.8

NFL / FOURTH-QUARTER PASSING LEADERS

Rank	Player, Team	Att	Comp	Comp%	Yards	YPA	TD	TD%	Int	Int%	Rating
1)	McNabb, Phi.	25	18	72.0	292	11.68	3	12.0	0	0.0	150.3
2)	Warner, Ariz	37	28	75.7	378	10.22	3	8.1	0	0.0	134.7
3)	*Ryan, Atl.	9	6	66.7	51	5.67	1	11.1	0	0.0	118.3
4)	Pennington, Mia.	14	9	64.3	104	7.43	1	7.1	0	0.0	110.4
5)	Roethlisberger, Pit.	15	9	60.0	124	8.27	1	6.7	0	0.0	108.8
6)	Rivers, S.D.	28	14	50.0	218	7.79	2	7.1	1	3.6	85.1
7)	Manning, Ind.	9	6	66.7	44	4.89	0	0.0	0	0.0	78.0
8)	Collins, Ten.	13	8	61.5	68	5.23	0	0.0	0	0.0	75.2
9)	Delhomme, Car.	15	8	53.3	96	6.40	1	6.7	2	13.3	55.8
10)	Manning, NY-G	8	6	75.0	48	6.00	0	0.0	1	12.5	50.0
11)	Jackson, Min.	16	6	37.5	44	2.75	0	0.0	0	0.0	45.8
12)	*Flacco, Bal.	19	11	57.9	120	6.32	0	0.0	2	10.5	37.1

AFC / THIRD-DOWN PASSING LEADERS

Rank	Player, Team	Att	Comp	Comp%	Yards	YPA	TD	TD%	Int	Int%	Rating
1)	Manning, Ind.	9	6	66.7	104	11.56	1	11.1	0	0.0	142.8
2)	Rivers, S.D.	18	13	72.2	198	11.00	1	5.6	0	0.0	126.6
3)	Roethlisberger, Pit.	28	19	67.9	289	10.32	1	3.6	0	0.0	113.5
4)	*Flacco, Bal.	28	11	39.3	140	5.00	1	3.6	2	7.1	37.8
5)	Collins, Ten.	13	6	46.2	50	3.85	0	0.0	1	7.7	24.5
6)	Pennington, Mia.	5	1	20.0	9	1.80	0	0.0	2	40.0	0.0

NFC / THIRD-DOWN PASSING LEADERS

Rank	Player, Team	Att	Comp	Comp%	Yards	YPA	TD	TD%	Int	Int%	Rating
1)	Warner, Ariz	42	25	59.5	340	8.10	4	9.5	1	2.4	107.2
2)	Manning, NY-G	11	6	54.5	61	5.55	0	0.0	0	0.0	70.6
3)	McNabb, Phi.	34	19	55.9	232	6.82	0	0.0	3	8.8	40.3
4)	Jackson, Min.	12	6	50.0	83	6.92	0	0.0	1	8.3	37.8
5)	*Ryan, Atl.	11	6	54.5	61	5.55	0	0.0	1	9.1	32.8
6)	Delhomme, Car.	7	2	28.6	18	2.57	0	0.0	1	14.3	0.0

NFL / THIRD-DOWN PASSING LEADERS

Rank	Player, Team	Att	Comp	Comp%	Yards	YPA	TD	TD%	Int	Int%	Rating
1)	Manning, Ind.	9	6	66.7	104	11.56	1	11.1	0	0.0	142.8
2)	Rivers, S.D.	18	13	72.2	198	11.00	1	5.6	0	0.0	126.6
3)	Roethlisberger, Pit.	28	19	67.9	289	10.32	1	3.6	0	0.0	113.5
4)	Warner, Ariz	42	25	59.5	340	8.10	4	9.5	1	2.4	107.2
5)	Manning, NY-G	11	6	54.5	61	5.55	0	0.0	0	0.0	70.6
6)	McNabb, Phi.	34	19	55.9	232	6.82	0	0.0	3	8.8	40.3
7)	Jackson, Min.	12	6	50.0	83	6.92	0	0.0	1	8.3	37.8
8)	*Flacco, Bal.	28	11	39.3	140	5.00	1	3.6	2	7.1	37.8
9)	*Ryan, Atl.	11	6	54.5	61	5.55	0	0.0	1	9.1	32.8
10)	Collins, Ten.	13	6	46.2	50	3.85	0	0.0	1	7.7	24.5
11t)	Delhomme, Car.	7	2	28.6	18	2.57	0	0.0	1	14.3	0.0
11t)	Pennington, Mia.	5	1	20.0	9	1.80	0	0.0	2	40.0	0.0

AFC / LEADING RUSHERS

Rank	Player, Team	Att	Yards	Avg	Long	TD
1)	Parker, Pit.	70	246	3.5	27	2
2)	McGahee, Bal.	39	154	3.9	48	2
3)	Sproles, S.D.	33	120	3.6	22t	2
4)	L. McClain, Bal.	32	90	2.8	11	1
5)	*C. Johnson, Ten.	11	72	6.5	32	1
6)	White, Ten.	15	45	3.0	12	0
7)	Addai, Ind.	16	44	2.8	11	1
8t)	Moore, Pit.	5	25	5.0	6	0
8t)	Tomlinson, S.D.	5	25	5.0	13	1
10)	Bennett, S.D.	4	24	6.0	14	0
11)	R. Brown, Mia.	12	19	1.6	6	0
12)	Williams, Mia.	4	17	4.3	7	0
13)	Clayton, Bal. (WR)	1	16	16.0	16	0
14)	Polite, Mia.	3	15	5.0	11	0
15)	Rivers, S.D. (QB)	2	13	6.5	12	0
16)	Rhodes, Ind.	4	12	3.0	5	0
17)	Clark, Ind. (TE)	1	9	9.0	9	0
18)	Holmes, Pit. (WR)	2	7	3.5	4	0
19t)	*Flacco, Bal. (QB)	12	5	0.4	5t	1
19t)	Neal, Bal.	2	5	2.5	4	0
21t)	*Rice, Bal.	1	2	2.0	2	0
21t)	Russell, Pit.	6	2	0.3	3	2
21t)	T. Smith, Bal. (QB)	1	2	2.0	2	0
24t)	Cobbs, Mia.	1	1	1.0	1	0
24t)	Washington, Pit. (WR)	1	1	1.0	1	0

NFC / LEADING RUSHERS

Rank	Player, Team	Att	Yards	Avg	Long	TD
1)	James, Ariz	61	236	3.9	22	1
2)	*Hightower, Ariz	35	132	3.8	17	1
3)	Westbrook, Phi.	50	119	2.4	14	0
4)	Jacobs, NY-G	19	92	4.8	24	0
5)	Peterson, Min.	20	83	4.2	40t	2
6)	D. Williams, Car.	12	63	5.3	31	0
7)	Buckhalter, Phi.	11	55	5.0	27	0
8)	Taylor, Min.	12	48	4.0	11	0
9)	McNabb, Phi. (QB)	7	47	6.7	21	1
10)	Ward, NY-G	12	46	3.8	14	0
11)	Turner, Atl.	18	42	2.3	13	1
12)	Jackson, Min. (QB)	2	17	8.5	17	0
13t)	Norwood, Atl.	2	12	6.0	8	0
13t)	*Stewart, Car.	3	12	4.0	9t	1
15)	*Ryan, Atl. (QB)	4	6	1.5	2	0
16)	Arrington, Ariz	6	5	0.8	9	0
17)	*D. Jackson, Phi. (WR)	1	2	2.0	2	0
18)	Warner, Ariz (QB)	8	1	0.1	6	0

NFL / LEADING RUSHERS

Rank	Player, Team	Att	Yards	Avg	Long	TD
1)	Parker, Pit.	70	246	3.5	27	2
2)	James, Ariz	61	236	3.9	22	1
3)	McGahee, Bal.	39	154	3.9	48	2
4)	*Hightower, Ariz	35	132	3.8	17	1
5)	Sproles, S.D.	33	120	3.6	22t	2
6)	Westbrook, Phi.	50	119	2.4	14	0
7)	Jacobs, NY-G	19	92	4.8	24	0
8)	L. McClain, Bal.	32	90	2.8	11	1

9)	Peterson, Min.	20	83	4.2	40t	2
10)	*C. Johnson, Ten.	11	72	6.5	32	1
11)	D. Williams, Car.	12	63	5.3	31	0
12)	Buckhalter, Phi.	11	55	5.0	27	0
13)	Taylor, Min.	12	48	4.0	11	0
14)	McNabb, Phi. (QB)	7	47	6.7	21	1
15)	Ward, NY-G	12	46	3.8	14	0
16)	White, Ten.	15	45	3.0	12	0
17)	Addai, Ind.	16	44	2.8	11	1
18)	Turner, Atl.	18	42	2.3	13	1
19t)	Moore, Pit.	5	25	5.0	6	0
19t)	Tomlinson, S.D.	5	25	5.0	13	1
21)	Bennett, S.D.	4	24	6.0	14	0
22)	R. Brown, Mia.	12	19	1.6	6	0
23t)	Jackson, Min. (QB)	2	17	8.5	17	0
23t)	Williams, Mia.	4	17	4.3	7	0
25)	Clayton, Bal. (WR)	1	16	16.0	16	0
26)	Polite, Mia.	3	15	5.0	11	0
27)	Rivers, S.D. (QB)	2	13	6.5	12	0
28t)	Norwood, Atl.	2	12	6.0	8	0
28t)	Rhodes, Ind.	4	12	3.0	5	0
28t)	*Stewart, Car.	3	12	4.0	9t	1
31)	Clark, Ind. (TE)	1	9	9.0	9	0
32)	Holmes, Pit. (WR)	2	7	3.5	4	0
33)	*Ryan, Atl. (QB)	4	6	1.5	2	0
34t)	Arrington, Ariz	6	5	0.8	9	0
34t)	*Flacco, Bal. (QB)	12	5	0.4	5t	1
34t)	Neal, Bal.	2	5	2.5	4	0
37t)	*D. Jackson, Phi. (WR)	1	2	2.0	2	0
37t)	*Rice, Bal.	1	2	2.0	2	0
37t)	Russell, Pit.	6	2	0.3	3	2
37t)	T. Smith, Bal. (QB)	1	2	2.0	2	0
41t)	Cobbs, Mia.	1	1	1.0	1	0
41t)	Warner, Ariz (QB)	8	1	0.1	6	0
41t)	Washington, Pit. (WR)	1	1	1.0	1	0

AFC / THIRD-AND-ONE RUSHING LEADERS

Rank	Player, Team	Att	FD	Pct
1t)	*Flacco, Bal.	2	2	100.0
1t)	Polite, Mia.	2	2	100.0
1t)	Clark, Ind.	1	1	100.0
4)	Russell, Pit.	3	2	66.7

NFC / THIRD-AND-ONE RUSHING LEADERS

Rank	Player, Team	Att	FD	Pct
1t)	Westbrook, Phi.	2	2	100.0
1t)	Buckhalter, Phi.	1	1	100.0
1t)	*Ryan, Atl.	1	1	100.0
4)	*Hightower, Ariz	4	3	75.0

NFL / THIRD-AND-ONE RUSHING LEADERS

Rank	Player, Team	Att	FD	Pct
1t)	*Flacco, Bal.	2	2	100.0
1t)	Polite, Mia.	2	2	100.0
1t)	Westbrook, Phi.	2	2	100.0
1t)	Buckhalter, Phi.	1	1	100.0
1t)	Clark, Ind.	1	1	100.0
1t)	*Ryan, Atl.	1	1	100.0
7)	*Hightower, Ariz	4	3	75.0
8)	Russell, Pit.	3	2	66.7

AFC / LEADERS IN RECEPTIONS

Rank	Player, Team	Rec	Yards	Avg	Long	TD
1t)	Holmes, Pit.	13	226	17.4	65t	2
1t)	Gates, S.D. (TE)	13	146	11.2	30	0
3)	D. Mason, Bal.	12	190	15.8	48t	1
4)	Miller, Pit. (TE)	11	156	14.2	30	1
5t)	Sproles, S.D. (RB)	10	136	13.6	62t	1
5t)	Gage, Ten.	10	135	13.5	24	0
7)	Ward, Pit.	9	168	18.7	45	0
8)	Chambers, S.D.	8	129	16.1	25	0
9t)	Washington, Pit.	7	62	8.9	18	0
9t)	Clark, Ind. (TE)	7	33	4.7	9	0
11t)	Gonzalez, Ind.	6	97	16.2	36	0
11t)	Clayton, Bal.	6	79	13.2	37	0
11t)	R. Brown, Mia. (RB)	6	43	7.2	23	1
14t)	Heap, Bal. (TE)	5	80	16.0	31	0
14t)	Ginn, Mia.	5	38	7.6	9	0
14t)	C. Davis, Pit. (RB)	5	33	6.6	20	0
17t)	Wayne, Ind.	4	129	32.3	72t	1
17t)	Cobbs, Mia. (RB)	4	55	13.8	30	0
17t)	London, Mia.	4	38	9.5	10	0
17t)	White, Ten. (RB)	4	35	8.8	19	0
17t)	Addai, Ind. (RB)	4	28	7.0	8	0
17t)	McGahee, Bal. (RB)	4	26	6.5	11	0
17t)	Moore, Pit. (RB)	4	25	6.3	9	0
17t)	Scaife, Ten. (TE)	4	23	5.8	14	0
25t)	*Rice, Bal. (RB)	3	43	14.3	22	0
25t)	Harrison, Ind.	3	20	6.7	9	0
25t)	*Hester, S.D. (RB)	3	19	6.3	11	0
25t)	Martin, Mia. (TE)	3	16	5.3	15	0
29t)	*Bess, Mia.	2	54	27.0	45	0
29t)	Jackson, S.D.	2	49	24.5	41t	1
29t)	McCareins, Ten.	2	24	12.0	17	0
29t)	*Sweed, Pit.	2	20	10.0	14	0
29t)	Naanee, S.D.	2	19	9.5	15	1
29t)	B. Jones, Ten.	2	16	8.0	11	0
29t)	Neal, Bal. (RB)	2	15	7.5	8	0
29t)	Bennett, S.D. (RB)	2	13	6.5	7	0
29t)	Crumpler, Ten. (TE)	2	9	4.5	7	0
29t)	Parker, Pit. (RB)	2	-4	-2.0	-2	0
39t)	*C. Johnson, Ten. (RB)	1	28	28.0	28	0
39t)	Manumaleuna, S.D. (TE)	1	14	14.0	14	0
39t)	Hall, Ten. (RB)	1	11	11.0	11	0
39t)	Williams, Mia. (RB)	1	8	8.0	8	0
39t)	Spaeth, Pit. (TE)	1	6	6.0	6	0
39t)	Wilcox, Bal. (TE)	1	4	4.0	4	0
39t)	Robinson, Ind. (TE)	1	3	3.0	3	0

NFC / LEADERS IN RECEPTIONS

Rank	Player, Team	Rec	Yards	Avg	Long	TD
1)	Fitzgerald, Ariz	30	546	18.2	64t	7
2)	Celek, Phi. (TE)	19	151	7.9	31t	3
3)	Boldin, Ariz	14	190	13.6	71t	1
4)	Breaston, Ariz	13	148	11.4	25	0
5)	Curtis, Phi.	12	211	17.6	50	0

6t)	*D. Jackson, Phi.	11	207	18.8	62t	1
6t)	Avant, Phi.	11	113	10.3	21	0
6t)	White, Atl.	11	84	7.6	12	1
9t)	Westbrook, Phi. (RB)	7	119	17.0	71t	1
9t)	James, Ariz (RB)	7	62	8.9	16	0
9t)	Arrington, Ariz (RB)	7	58	8.3	22	0
12)	Urban, Ariz	6	48	8.0	18	0
13t)	Muhammad, Car.	5	55	11.0	20	0
13t)	Jenkins, Atl.	5	51	10.2	21	0
13t)	Taylor, Min. (RB)	5	36	7.2	10	0
13t)	Ward, NY-G (RB)	5	24	4.8	8	0
17t)	Buckhalter, Phi. (RB)	4	31	7.8	19	0
17t)	*Hightower, Ariz (RB)	4	24	6.0	10	2
19t)	Boss, NY-G (TE)	3	52	17.3	25	0
19t)	*Stewart, Car. (RB)	3	39	13.0	18	0
19t)	Spach, Ariz (TE)	3	34	11.3	23	0
19t)	Rosario, Car. (TE)	3	28	9.3	14	0
19t)	Wade, Min.	3	24	8.0	11	0
19t)	L. Smith, Phi. (TE)	3	17	5.7	6	0
19t)	Peelle, Atl. (TE)	3	11	3.7	6	1
26t)	St. Smith, Car.	2	43	21.5	35	1
26t)	Hixon, NY-G	2	37	18.5	34	0
26t)	Berrian, Min.	2	36	18.0	27	0
26t)	Kleinsasser, Min. (TE)	2	34	17.0	17	0
26t)	Jarrett, Car.	2	27	13.5	20	0
26t)	Rice, Min.	2	27	13.5	14	0
26t)	Toomer, NY-G	2	26	13.0	20	0
26t)	Baskett, Phi.	2	21	10.5	14	0
26t)	Pope, Ariz (TE)	2	21	10.5	12	0
26t)	R. Brown, Phi.	2	17	8.5	9	0
26t)	Smith, NY-G	2	17	8.5	11	0
26t)	Finneran, Atl.	2	11	5.5	7	0
26t)	Patrick, Ariz (TE)	2	9	4.5	8	1
26t)	Pollard, Atl. (TE)	2	7	3.5	6	0
40t)	Norwood, Atl. (RB)	1	28	28.0	28	0
40t)	D. Johnson, NY-G (TE)	1	13	13.0	13	0
40t)	Hoover, Car. (RB)	1	7	7.0	7	0
40t)	Schobel, Phi. (TE)	1	7	7.0	7	0
40t)	Shiancoe, Min. (TE)	1	7	7.0	7	0
40t)	Turner, Atl. (RB)	1	7	7.0	7	0
40t)	D. Williams, Car. (RB)	1	6	6.0	6	0
40t)	*Doucet, Ariz	1	-4	-4.0	-4	0
40t)	T. Smith, Ariz (RB)	1	4	4.0	4	0
40t)	Warner, Ariz (QB)	1	4	4.0	4	0
40t)	Castille, Ariz (RB)	1	3	3.0	3	0
40t)	Lewis, Phi.	1	-2	-2.0	-2	0
40t)	*Douglas, Atl.	1	0	0.0	0	0

NFL / LEADERS IN RECEPTIONS

Rank	Player, Team	Rec	Yards	Avg	Long	TD
1)	Fitzgerald, Ariz	30	546	18.2	64t	7
2)	Celek, Phi. (TE)	19	151	7.9	31t	3
3)	Boldin, Ariz	14	190	13.6	71t	1
4t)	Holmes, Pit.	13	226	17.4	65t	2
4t)	Breaston, Ariz	13	148	11.4	25	0
4t)	Gates, S.D. (TE)	13	146	11.2	30	0
7t)	Curtis, Phi.	12	211	17.6	50	0
7t)	D. Mason, Bal.	12	190	15.8	48t	1
9t)	*D. Jackson, Phi.	11	207	18.8	62t	1
9t)	Miller, Pit. (TE)	11	156	14.2	30	1
9t)	Avant, Phi.	11	113	10.3	21	0
9t)	White, Atl.	11	84	7.6	12	1
13t)	Sproles, S.D. (RB)	10	136	13.6	62t	1
13t)	Gage, Ten.	10	135	13.5	24	0
15)	Ward, Pit.	9	168	18.7	45	0
16)	Chambers, S.D.	8	129	16.1	25	0
17t)	Westbrook, Phi. (RB)	7	119	17.0	71t	1
17t)	James, Ariz (RB)	7	62	8.9	16	0
17t)	Washington, Pit.	7	62	8.9	18	0
17t)	Arrington, Ariz (RB)	7	58	8.3	22	0
17t)	Clark, Ind. (TE)	7	33	4.7	9	0
22t)	Gonzalez, Ind.	6	97	16.2	36	0
22t)	Clayton, Bal.	6	79	13.2	37	0
22t)	Urban, Ariz	6	48	8.0	18	0
22t)	R. Brown, Mia. (RB)	6	43	7.2	23	1
26t)	Heap, Bal. (TE)	5	80	16.0	31	0
26t)	Muhammad, Car.	5	55	11.0	20	0
26t)	Jenkins, Atl.	5	51	10.2	21	0
26t)	Ginn, Mia.	5	38	7.6	9	0
26t)	Taylor, Min. (RB)	5	36	7.2	10	0
26t)	C. Davis, Pit. (RB)	5	33	6.6	20	0
26t)	Ward, NY-G (RB)	5	24	4.8	8	0
33t)	Wayne, Ind.	4	129	32.3	72t	1
33t)	Cobbs, Mia. (RB)	4	55	13.8	30	0
33t)	London, Mia.	4	38	9.5	10	0
33t)	White, Ten. (RB)	4	35	8.8	19	0
33t)	Buckhalter, Phi. (RB)	4	31	7.8	19	0
33t)	Addai, Ind. (RB)	4	28	7.0	8	0
33t)	McGahee, Bal. (RB)	4	26	6.5	11	0
33t)	Moore, Pit. (RB)	4	25	6.3	9	0
33t)	*Hightower, Ariz (RB)	4	24	6.0	10	2
33t)	Scaife, Ten. (TE)	4	23	5.8	14	0
43t)	Boss, NY-G (TE)	3	52	17.3	25	0
43t)	*Rice, Bal. (RB)	3	43	14.3	22	0
43t)	*Stewart, Car. (RB)	3	39	13.0	18	0
43t)	Spach, Ariz (TE)	3	34	11.3	23	0
43t)	Rosario, Car. (TE)	3	28	9.3	14	0
43t)	Wade, Min.	3	24	8.0	11	0
43t)	Harrison, Ind.	3	20	6.7	9	0
43t)	*Hester, S.D. (RB)	3	19	6.3	11	0
43t)	L. Smith, Phi. (TE)	3	17	5.7	6	0
43t)	Martin, Mia. (TE)	3	16	5.3	15	0
43t)	Peelle, Atl. (TE)	3	11	3.7	6	1

AFC / RECEIVING YARDAGE LEADERS

Rank	Player, Team	Yards	Rec	Avg	Long	TD
1)	Holmes, Pit.	226	13	17.4	65t	2
2)	D. Mason, Bal.	190	12	15.8	48t	1
3)	Ward, Pit.	168	9	18.7	45	0
4)	Miller, Pit. (TE)	156	11	14.2	30	1
5)	Gates, S.D. (TE)	146	13	11.2	30	0
6)	Sproles, S.D. (RB)	136	10	13.6	62t	1
7)	Gage, Ten.	135	10	13.5	24	0
8t)	Chambers, S.D.	129	8	16.1	25	0
8t)	Wayne, Ind.	129	4	32.3	72t	1
10)	Gonzalez, Ind.	97	6	16.2	36	0

11)	Heap, Bal. (TE)	80	5	16.0	31	0
12)	Clayton, Bal.	79	6	13.2	37	0
13)	Washington, Pit.	62	7	8.9	18	0
14)	Cobbs, Mia. (RB)	55	4	13.8	30	0
15)	*Bess, Mia.	54	2	27.0	45	0
16)	Jackson, S.D.	49	2	24.5	41t	1
17t)	R. Brown, Mia. (RB)	43	6	7.2	23	1
17t)	*Rice, Bal. (RB)	43	3	14.3	22	0
19t)	Ginn, Mia.	38	5	7.6	9	0
19t)	London, Mia.	38	4	9.5	10	0
21)	White, Ten. (RB)	35	4	8.8	19	0
22t)	Clark, Ind. (TE)	33	7	4.7	9	0
22t)	C. Davis, Pit. (RB)	33	5	6.6	20	0
24t)	Addai, Ind. (RB)	28	4	7.0	8	0
24t)	*C. Johnson, Ten. (RB)	28	1	28.0	28	0
26)	McGahee, Bal. (RB)	26	4	6.5	11	0
27)	Moore, Pit. (RB)	25	4	6.3	9	0
28)	McCareins, Ten.	24	2	12.0	17	0
29)	Scaife, Ten. (TE)	23	4	5.8	14	0
30t)	Harrison, Ind.	20	3	6.7	9	0
30t)	*Sweed, Pit.	20	2	10.0	14	0
32t)	*Hester, S.D. (RB)	19	3	6.3	11	0
32t)	Naanee, S.D.	19	2	9.5	15	1
34t)	B. Jones, Ten.	16	2	8.0	11	0
34t)	Martin, Mia. (TE)	16	3	5.3	15	0
36)	Neal, Bal. (RB)	15	2	7.5	8	0
37)	Manumaleuna, S.D. (TE)	14	1	14.0	14	0
38)	Bennett, S.D. (RB)	13	2	6.5	7	0
39)	Hall, Ten. (RB)	11	1	11.0	11	0
40)	Crumpler, Ten. (TE)	9	2	4.5	7	0
41)	Williams, Mia. (RB)	8	1	8.0	8	0
42)	Spaeth, Pit. (TE)	6	1	6.0	6	0
43)	Wilcox, Bal. (TE)	4	1	4.0	4	0
44)	Robinson, Ind. (TE)	3	1	3.0	3	0

NFC / RECEIVING YARDAGE LEADERS

Rank	Player, Team	Yards	Rec	Avg	Long	TD
1)	Fitzgerald, Ariz	546	30	18.2	64t	7
2)	Curtis, Phi.	211	12	17.6	50	0
3)	*D. Jackson, Phi.	207	11	18.8	62t	1
4)	Boldin, Ariz	190	14	13.6	71t	1
5)	Celek, Phi. (TE)	151	19	7.9	31t	3
6)	Breaston, Ariz	148	13	11.4	25	0
7)	Westbrook, Phi. (RB)	119	7	17.0	71t	1
8)	Avant, Phi.	113	11	10.3	21	0
9)	White, Atl.	84	11	7.6	12	1
10)	James, Ariz (RB)	62	7	8.9	16	0
11)	Arrington, Ariz (RB)	58	7	8.3	22	0
12)	Muhammad, Car.	55	5	11.0	20	0
13)	Boss, NY-G (TE)	52	3	17.3	25	0
14)	Jenkins, Atl.	51	5	10.2	21	0
15)	Urban, Ariz	48	6	8.0	18	0
16)	St. Smith, Car.	43	2	21.5	35	1
17)	*Stewart, Car. (RB)	39	3	13.0	18	0
18)	Hixon, NY-G	37	2	18.5	34	0
19t)	Berrian, Min.	36	2	18.0	27	0
19t)	Taylor, Min. (RB)	36	5	7.2	10	0
21t)	Kleinsasser, Min. (TE)	34	2	17.0	17	0
21t)	Spach, Ariz (TE)	34	3	11.3	23	0
23)	Buckhalter, Phi. (RB)	31	4	7.8	19	0
24t)	Norwood, Atl. (RB)	28	1	28.0	28	0
24t)	Rosario, Car. (TE)	28	3	9.3	14	0
26t)	Jarrett, Car.	27	2	13.5	20	0
26t)	Rice, Min.	27	2	13.5	14	0
28)	Toomer, NY-G	26	2	13.0	20	0
29t)	*Hightower, Ariz (RB)	24	4	6.0	10	2
29t)	Wade, Min.	24	3	8.0	11	0
29t)	Ward, NY-G (RB)	24	5	4.8	8	0
32t)	Baskett, Phi.	21	2	10.5	14	0
32t)	Pope, Ariz (TE)	21	2	10.5	12	0
34t)	R. Brown, Phi.	17	2	8.5	9	0
34t)	L. Smith, Phi. (TE)	17	3	5.7	6	0
34t)	Smith, NY-G	17	2	8.5	11	0
37)	D. Johnson, NY-G (TE)	13	1	13.0	13	0
38t)	Finneran, Atl.	11	2	5.5	7	0
38t)	Peelle, Atl. (TE)	11	3	3.7	6	1
40)	Patrick, Ariz (TE)	9	2	4.5	8	1
41t)	Hoover, Car. (RB)	7	1	7.0	7	0
41t)	Pollard, Atl. (TE)	7	2	3.5	6	0
41t)	Schobel, Phi. (TE)	7	1	7.0	7	0
41t)	Shiancoe, Min. (TE)	7	1	7.0	7	0
41t)	Turner, Atl. (RB)	7	1	7.0	7	0
46)	D. Williams, Car. (RB)	6	1	6.0	6	0
47t)	T. Smith, Ariz (RB)	4	1	4.0	4	0
47t)	Warner, Ariz (QB)	4	1	4.0	4	0
49)	Castille, Ariz (RB)	3	1	3.0	3	0

NFL / RECEIVING YARDAGE LEADERS

Rank	Player, Team	Yards	Rec	Avg	Long	TD
1)	Fitzgerald, Ariz	546	30	18.2	64t	7
2)	Holmes, Pit.	226	13	17.4	65t	2
3)	Curtis, Phi.	211	12	17.6	50	0
4)	*D. Jackson, Phi.	207	11	18.8	62t	1
5t)	Boldin, Ariz	190	14	13.6	71t	1
5t)	D. Mason, Bal.	190	12	15.8	48t	1
7)	Ward, Pit.	168	9	18.7	45	0
8)	Miller, Pit. (TE)	156	11	14.2	30	1
9)	Celek, Phi. (TE)	151	19	7.9	31t	3
10)	Breaston, Ariz	148	13	11.4	25	0
11)	Gates, S.D. (TE)	146	13	11.2	30	0
12)	Sproles, S.D. (RB)	136	10	13.6	62t	1
13)	Gage, Ten.	135	10	13.5	24	0
14t)	Chambers, S.D.	129	8	16.1	25	0
14t)	Wayne, Ind.	129	4	32.3	72t	1
16)	Westbrook, Phi. (RB)	119	7	17.0	71t	1
17)	Avant, Phi.	113	11	10.3	21	0
18)	Gonzalez, Ind.	97	6	16.2	36	0
19)	White, Atl.	84	11	7.6	12	1
20)	Heap, Bal. (TE)	80	5	16.0	31	0
21)	Clayton, Bal.	79	6	13.2	37	0
22t)	James, Ariz (RB)	62	7	8.9	16	0
22t)	Washington, Pit.	62	7	8.9	18	0
24)	Arrington, Ariz (RB)	58	7	8.3	22	0
25t)	Cobbs, Mia. (RB)	55	4	13.8	30	0
25t)	Muhammad, Car.	55	5	11.0	20	0
27)	*Bess, Mia.	54	2	27.0	45	0

28)	Boss, NY-G (TE)	52	3	17.3	25	0
29)	Jenkins, Atl.	51	5	10.2	21	0
30)	Jackson, S.D.	49	2	24.5	41t	1
31)	Urban, Ariz	48	6	8.0	18	0
32t)	R. Brown, Mia. (RB)	43	6	7.2	23	1
32t)	*Rice, Bal. (RB)	43	3	14.3	22	0
32t)	St. Smith, Car.	43	2	21.5	35	1
35)	*Stewart, Car. (RB)	39	3	13.0	18	0
36t)	Ginn, Mia.	38	5	7.6	9	0
36t)	London, Mia.	38	4	9.5	10	0
38)	Hixon, NY-G	37	2	18.5	34	0
39t)	Berrian, Min.	36	2	18.0	27	0
39t)	Taylor, Min. (RB)	36	5	7.2	10	0
41)	White, Ten. (RB)	35	4	8.8	19	0
42t)	Kleinsasser, Min. (TE)	34	2	17.0	17	0
42t)	Spach, Ariz (TE)	34	3	11.3	23	0
44t)	Clark, Ind. (TE)	33	7	4.7	9	0
44t)	C. Davis, Pit. (RB)	33	5	6.6	20	0
46)	Buckhalter, Phi. (RB)	31	4	7.8	19	0
47t)	Addai, Ind. (RB)	28	4	7.0	8	0
47t)	*C. Johnson, Ten. (RB)	28	1	28.0	28	0
47t)	Norwood, Atl. (RB)	28	1	28.0	28	0
47t)	Rosario, Car. (TE)	28	3	9.3	14	0

AFC / THIRD-DOWN RECEIVING LEADERS

Rank	Player, Team	Rec	Yards	Avg	Long	TD
1t)	Ward, Pit.	4	70	17.5	45	0
1t)	Chambers, S.D.	4	59	14.8	25	0
1t)	Miller, Pit. (TE)	4	57	14.3	18	0
1t)	Gage, Ten.	4	44	11.0	14	0
1t)	Gates, S.D. (TE)	4	38	9.5	15	0
6t)	Holmes, Pit.	3	88	29.3	65t	1
6t)	Sproles, S.D. (RB)	3	80	26.7	62t	1
6t)	D. Mason, Bal.	3	70	23.3	48t	1
6t)	Clayton, Bal.	3	29	9.7	15	0
6t)	C. Davis, Pit. (RB)	3	27	9.0	20	0
11t)	Wayne, Ind.	2	81	40.5	72t	1
11t)	Washington, Pit.	2	26	13.0	18	0
11t)	Heap, Bal. (TE)	2	25	12.5	23	0
11t)	Gonzalez, Ind.	2	18	9.0	13	0
11t)	Moore, Pit. (RB)	2	7	3.5	4	0
11t)	Clark, Ind. (TE)	2	5	2.5	4	0
17t)	Manumaleuna, S.D. (TE)	1	14	14.0	14	0
17t)	*Sweed, Pit.	1	14	14.0	14	0
17t)	Hall, Ten. (RB)	1	11	11.0	11	0
17t)	London, Mia.	1	9	9.0	9	0
17t)	Neal, Bal. (RB)	1	8	8.0	8	0
17t)	Bennett, S.D. (RB)	1	7	7.0	7	0
17t)	Scaife, Ten. (TE)	1	-5	-5.0	-5	0
17t)	McGahee, Bal. (RB)	1	4	4.0	4	0
17t)	Wilcox, Bal. (TE)	1	4	4.0	4	0

NFC / THIRD-DOWN RECEIVING LEADERS

Rank	Player, Team	Rec	Yards	Avg	Long	TD
1)	Fitzgerald, Ariz	7	123	17.6	41	1
2)	Celek, Phi. (TE)	5	32	6.4	7	0
3)	Ward, NY-G (RB)	4	16	4.0	5	0
4t)	Boldin, Ariz	3	89	29.7	71t	1
4t)	Curtis, Phi.	3	73	24.3	50	0
4t)	*D. Jackson, Phi.	3	51	17.0	34	0
4t)	Avant, Phi.	3	38	12.7	21	0
4t)	White, Atl.	3	24	8.0	11	0
4t)	*Hightower, Ariz (RB)	3	21	7.0	10	2
4t)	Westbrook, Phi. (RB)	3	13	4.3	7	0
4t)	Arrington, Ariz (RB)	3	10	3.3	9	0
12t)	Berrian, Min.	2	36	18.0	27	0
12t)	Jenkins, Atl.	2	30	15.0	21	0
12t)	Spach, Ariz (TE)	2	28	14.0	23	0
12t)	Urban, Ariz	2	26	13.0	18	0
12t)	James, Ariz (RB)	2	25	12.5	16	0
17t)	Hixon, NY-G	1	34	34.0	34	0
17t)	Buckhalter, Phi. (RB)	1	19	19.0	19	0
17t)	Kleinsasser, Min. (TE)	1	17	17.0	17	0
17t)	Breaston, Ariz	1	14	14.0	14	0
17t)	Rice, Min.	1	13	13.0	13	0
17t)	Muhammad, Car.	1	11	11.0	11	0
17t)	Smith, NY-G	1	11	11.0	11	0
17t)	Wade, Min.	1	11	11.0	11	0
17t)	Patrick, Ariz (TE)	1	8	8.0	8	0
17t)	Finneran, Atl.	1	7	7.0	7	0
17t)	Hoover, Car. (RB)	1	7	7.0	7	0
17t)	L. Smith, Phi. (TE)	1	6	6.0	6	0
17t)	Taylor, Min. (RB)	1	6	6.0	6	0
17t)	*Doucet, Ariz	1	-4	-4.0	-4	0

NFL / THIRD-DOWN RECEIVING LEADERS

Rank	Player, Team	Rec	Yards	Avg	Long	TD
1)	Fitzgerald, Ariz	7	123	17.6	41	1
2)	Celek, Phi. (TE)	5	32	6.4	7	0
3t)	Ward, Pit.	4	70	17.5	45	0
3t)	Chambers, S.D.	4	59	14.8	25	0
3t)	Miller, Pit. (TE)	4	57	14.3	18	0
3t)	Gage, Ten.	4	44	11.0	14	0
3t)	Gates, S.D. (TE)	4	38	9.5	15	0
3t)	Ward, NY-G (RB)	4	16	4.0	5	0
9t)	Boldin, Ariz	3	89	29.7	71t	1
9t)	Holmes, Pit.	3	88	29.3	65t	1
9t)	Sproles, S.D. (RB)	3	80	26.7	62t	1
9t)	Curtis, Phi.	3	73	24.3	50	0
9t)	D. Mason, Bal.	3	70	23.3	48t	1
9t)	*D. Jackson, Phi.	3	51	17.0	34	0
9t)	Avant, Phi.	3	38	12.7	21	0
9t)	Clayton, Bal.	3	29	9.7	15	0
9t)	C. Davis, Pit. (RB)	3	27	9.0	20	0
9t)	White, Atl.	3	24	8.0	11	0
9t)	*Hightower, Ariz (RB)	3	21	7.0	10	2
9t)	Westbrook, Phi. (RB)	3	13	4.3	7	0
9t)	Arrington, Ariz (RB)	3	10	3.3	9	0
22t)	Wayne, Ind.	2	81	40.5	72t	1
22t)	Berrian, Min.	2	36	18.0	27	0
22t)	Jenkins, Atl.	2	30	15.0	21	0
22t)	Spach, Ariz (TE)	2	28	14.0	23	0
22t)	Urban, Ariz	2	26	13.0	18	0
22t)	Washington, Pit.	2	26	13.0	18	0
22t)	Heap, Bal. (TE)	2	25	12.5	23	0
22t)	James, Ariz (RB)	2	25	12.5	16	0

22t) Gonzalez, Ind.	2	18	9.0	13	0
22t) Moore, Pit. (RB)	2	7	3.5	4	0
22t) Clark, Ind. (TE)	2	5	2.5	4	0
33t) Hixon, NY-G	1	34	34.0	34	0
33t) Buckhalter, Phi. (RB)	1	19	19.0	19	0
33t) Kleinsasser, Min. (TE)	1	17	17.0	17	0
33t) Breaston, Ariz	1	14	14.0	14	0
33t) Manumaleuna, S.D. (TE)	1	14	14.0	14	0
33t) *Sweed, Pit.	1	14	14.0	14	0
33t) Rice, Min.	1	13	13.0	13	0
33t) Hall, Ten. (RB)	1	11	11.0	11	0
33t) Muhammad, Car.	1	11	11.0	11	0
33t) Smith, NY-G	1	11	11.0	11	0
33t) Wade, Min.	1	11	11.0	11	0
33t) London, Mia.	1	9	9.0	9	0
33t) Neal, Bal. (RB)	1	8	8.0	8	0
33t) Patrick, Ariz (TE)	1	8	8.0	8	0
33t) Bennett, S.D. (RB)	1	7	7.0	7	0
33t) Finneran, Atl.	1	7	7.0	7	0
33t) Hoover, Car. (RB)	1	7	7.0	7	0
33t) L. Smith, Phi. (TE)	1	6	6.0	6	0
33t) Taylor, Min. (RB)	1	6	6.0	6	0
33t) Scaife, Ten. (TE)	1	-5	-5.0	-5	0
33t) *Doucet, Ariz	1	-4	-4.0	-4	0
33t) McGahee, Bal. (RB)	1	4	4.0	4	0
33t) Wilcox, Bal. (TE)	1	4	4.0	4	0

AFC / LEADING SCORERS, NONKICKERS

Rank	Player, Team	TD	Rush	Rec	Ret	X2	Pts
1t)	Holmes, Pit. (WR)	3	0	2	1	0	18
1t)	Sproles, S.D. (RB)	3	2	1	0	0	18
3t)	McGahee, Bal. (RB)	2	2	0	0	0	12
3t)	Parker, Pit. (RB)	2	2	0	0	0	12
3t)	Russell, Pit. (RB)	2	2	0	0	0	12
6t)	Addai, Ind. (RB)	1	1	0	0	0	6
6t)	R. Brown, Mia. (RB)	1	0	1	0	0	6
6t)	*Flacco, Bal. (QB)	1	1	0	0	0	6
6t)	J. Harrison, Pit. (LB)	1	0	0	1	0	6
6t)	Jackson, S.D. (WR)	1	0	1	0	0	6
6t)	*C. Johnson, Ten. (RB)	1	1	0	0	0	6
6t)	D. Mason, Bal. (WR)	1	0	1	0	0	6
6t)	L. McClain, Bal. (RB)	1	1	0	0	0	6
6t)	Miller, Pit. (TE)	1	0	1	0	0	6
6t)	Naanee, S.D. (WR)	1	0	1	0	0	6
6t)	Polamalu, Pit. (DB)	1	0	0	1	0	6
6t)	Reed, Bal. (DB)	1	0	0	1	0	6
6t)	Tomlinson, S.D. (RB)	1	1	0	0	0	6
6t)	Wayne, Ind. (WR)	1	0	1	0	0	6

NFC / LEADING SCORERS, NONKICKERS

Rank	Player, Team	TD	Rush	Rec	Ret	X2	Pts
1)	Fitzgerald, Ariz (WR)	7	0	7	0	0	42
2t)	Celek, Phi. (TE)	3	0	3	0	0	18
2t)	*Hightower, Ariz (RB)	3	1	2	0	0	18
4)	Peterson, Min. (RB)	2	2	0	0	0	12
5)	Patrick, Ariz (TE)	1	0	1	0	1	8
6t)	Boldin, Ariz (WR)	1	0	1	0	0	6
6t)	*D. Jackson, Phi. (WR)	1	0	1	0	0	6
6t)	James, Ariz (RB)	1	1	0	0	0	6
6t)	McNabb, Phi. (QB)	1	1	0	0	0	6
6t)	Peelle, Atl. (TE)	1	0	1	0	0	6
6t)	Rolle, Ariz (DB)	1	0	0	1	0	6
6t)	Samuel, Phi. (DB)	1	0	0	1	0	6
6t)	St. Smith, Car. (WR)	1	0	1	0	0	6
6t)	*Stewart, Car. (RB)	1	1	0	0	0	6
6t)	Turner, Atl. (RB)	1	1	0	0	0	6
6t)	Westbrook, Phi. (RB)	1	0	1	0	0	6
6t)	White, Atl. (WR)	1	0	1	0	0	6
18)	A. Smith, Ariz (DE)	0	0	0	0	0	2

NFL / LEADING SCORERS, NONKICKERS

Rank	Player, Team	TD	Rush	Rec	Ret	X2	Pts
1)	Fitzgerald, Ariz (WR)	7	0	7	0	0	42
2t)	Celek, Phi. (TE)	3	0	3	0	0	18
2t)	*Hightower, Ariz (RB)	3	1	2	0	0	18
2t)	Holmes, Pit. (WR)	3	0	2	1	0	18
2t)	Sproles, S.D. (RB)	3	2	1	0	0	18
6t)	McGahee, Bal. (RB)	2	2	0	0	0	12
6t)	Parker, Pit. (RB)	2	2	0	0	0	12
6t)	Peterson, Min. (RB)	2	2	0	0	0	12
6t)	Russell, Pit. (RB)	2	2	0	0	0	12
10)	Patrick, Ariz (TE)	1	0	1	0	1	8
11t)	Addai, Ind. (RB)	1	1	0	0	0	6
11t)	Boldin, Ariz (WR)	1	0	1	0	0	6
11t)	R. Brown, Mia. (RB)	1	0	1	0	0	6
11t)	*Flacco, Bal. (QB)	1	1	0	0	0	6
11t)	J. Harrison, Pit. (LB)	1	0	0	1	0	6
11t)	*D. Jackson, Phi. (WR)	1	0	1	0	0	6
11t)	Jackson, S.D. (WR)	1	0	1	0	0	6
11t)	James, Ariz (RB)	1	1	0	0	0	6
11t)	*C. Johnson, Ten. (RB)	1	1	0	0	0	6
11t)	D. Mason, Bal. (WR)	1	0	1	0	0	6
11t)	L. McClain, Bal. (RB)	1	1	0	0	0	6
11t)	McNabb, Phi. (QB)	1	1	0	0	0	6
11t)	Miller, Pit. (TE)	1	0	1	0	0	6
11t)	Naanee, S.D. (WR)	1	0	1	0	0	6
11t)	Peelle, Atl. (TE)	1	0	1	0	0	6
11t)	Polamalu, Pit. (DB)	1	0	0	1	0	6
11t)	Reed, Bal. (DB)	1	0	0	1	0	6
11t)	Rolle, Ariz (DB)	1	0	0	1	0	6
11t)	Samuel, Phi. (DB)	1	0	0	1	0	6
11t)	St. Smith, Car. (WR)	1	0	1	0	0	6
11t)	*Stewart, Car. (RB)	1	1	0	0	0	6
11t)	Tomlinson, S.D. (RB)	1	1	0	0	0	6
11t)	Turner, Atl. (RB)	1	1	0	0	0	6
11t)	Wayne, Ind. (WR)	1	0	1	0	0	6
11t)	Westbrook, Phi. (RB)	1	0	1	0	0	6
11t)	White, Atl. (WR)	1	0	1	0	0	6
37)	A. Smith, Ariz (DE)	0	0	0	0	0	2



AFC / LEADING SCORERS, KICKERS

Rank	Player, Team	PAT	FG	Pct	Long	Pts
1)	Reed, Pit.	10/10	5/ 5	1.000	46	25
2)	Stover, Bal.	6/ 6	4/ 4	1.000	43	18
3)	Kaeding, S.D.	5/ 5	2/ 2	1.000	42	11
4)	Vinatieri, Ind.	2/ 2	1/ 1	1.000	43	5
5)	Bironas, Ten.	1/ 1	1/ 2	.500	27	4
6)	*Carpenter, Mia.	0/ 1	1/ 1	1.000	19	3

NFC / LEADING SCORERS, KICKERS

Rank	Player, Team	PAT	FG	Pct	Long	Pts
1)	Akers, Phi.	5/ 6	9/10	.900	51	32
2)	Rackers, Ariz	13/13	5/ 7	.714	49	28
3)	Carney, NY-G	0/ 0	3/ 5	.600	36	9
4)	Elam, Atl.	3/ 3	1/ 1	1.000	30	6
5)	Longwell, Min.	2/ 2	0/ 0	---	--	2
6)	Kasay, Car.	1/ 1	0/ 0	---	--	1

NFL / LEADING SCORERS, KICKERS

Rank	Player, Team	PAT	FG	Pct	Long	Pts
1)	Akers, Phi.	5/ 6	9/10	.900	51	32
2)	Rackers, Ariz	13/13	5/ 7	.714	49	28
3)	Reed, Pit.	10/10	5/ 5	1.000	46	25
4)	Stover, Bal.	6/ 6	4/ 4	1.000	43	18
5)	Kaeding, S.D.	5/ 5	2/ 2	1.000	42	11
6)	Carney, NY-G	0/ 0	3/ 5	.600	36	9
7)	Elam, Atl.	3/ 3	1/ 1	1.000	30	6
8)	Vinatieri, Ind.	2/ 2	1/ 1	1.000	43	5
9)	Bironas, Ten.	1/ 1	1/ 2	.500	27	4
10)	*Carpenter, Mia.	0/ 1	1/ 1	1.000	19	3
11)	Longwell, Min.	2/ 2	0/ 0	---	--	2
12)	Kasay, Car.	1/ 1	0/ 0	---	--	1

AFC / TOUCHBACKS ON KICKOFFS

Rank	Player, Team	TB
1)	*Hauschka, Bal.	3
2)	Bironas, Ten.	2
3t)	*Carpenter, Mia.	1
3t)	Reed, Pit.	1
3t)	Vinatieri, Ind.	1

NFC / TOUCHBACKS ON KICKOFFS

Rank	Player, Team	TB
1)	Rackers, Ariz	6
2)	Akers, Phi.	2
3)	Koenen, Atl.	1

NFL / TOUCHBACKS ON KICKOFFS

Rank	Player, Team	TB
1)	Rackers, Ariz	6
2)	*Hauschka, Bal.	3
3t)	Akers, Phi.	2
3t)	Bironas, Ten.	2
5t)	*Carpenter, Mia.	1
5t)	Koenen, Atl.	1
5t)	Reed, Pit.	1
5t)	Vinatieri, Ind.	1

AFC / MOST YARDS FROM SCRIMMAGE

Rank	Player, Team	Total			Rushing			Receiving		
		Yards	Att+Rec	Avg	Yards	Att	Avg	Yards	Rec	Avg
1)	Sproles, S.D. (RB)	256	43	6.0	120	33	3.6	136	10	13.6
2)	Parker, Pit. (RB)	242	72	3.4	246	70	3.5	-4	2	-2.0
3)	Holmes, Pit. (WR)	233	15	15.5	7	2	3.5	226	13	17.4
4)	D. Mason, Bal. (WR)	190	12	15.8	0	0	---	190	12	15.8
5)	McGahee, Bal. (RB)	180	43	4.2	154	39	3.9	26	4	6.5
6)	Ward, Pit. (WR)	168	9	18.7	0	0	---	168	9	18.7
7)	Miller, Pit. (TE)	156	11	14.2	0	0	---	156	11	14.2
8)	Gates, S.D. (TE)	146	13	11.2	0	0	---	146	13	11.2
9)	Gage, Ten. (WR)	135	10	13.5	0	0	---	135	10	13.5
10t)	Chambers, S.D. (WR)	129	8	16.1	0	0	---	129	8	16.1
10t)	Wayne, Ind. (WR)	129	4	32.3	0	0	---	129	4	32.3
12)	*C. Johnson, Ten. (RB)	100	12	8.3	72	11	6.5	28	1	28.0
13)	Gonzalez, Ind. (WR)	97	6	16.2	0	0	---	97	6	16.2
14)	Clayton, Bal. (WR)	95	7	13.6	16	1	16.0	79	6	13.2
15)	L. McClain, Bal. (RB)	90	32	2.8	90	32	2.8	0	0	---
16t)	Heap, Bal. (TE)	80	5	16.0	0	0	---	80	5	16.0
16t)	White, Ten. (RB)	80	19	4.2	45	15	3.0	35	4	8.8
18)	Addai, Ind. (RB)	72	20	3.6	44	16	2.8	28	4	7.0
19)	Washington, Pit. (WR)	63	8	7.9	1	1	1.0	62	7	8.9
20)	R. Brown, Mia. (RB)	62	18	3.4	19	12	1.6	43	6	7.2
21)	Cobbs, Mia. (RB)	56	5	11.2	1	1	1.0	55	4	13.8
22)	*Bess, Mia. (WR)	54	2	27.0	0	0	---	54	2	27.0
23)	Moore, Pit. (RB)	50	9	5.6	25	5	5.0	25	4	6.3
24)	Jackson, S.D. (WR)	49	2	24.5	0	0	---	49	2	24.5
25)	*Rice, Bal. (RB)	45	4	11.3	2	1	2.0	43	3	14.3
26)	Clark, Ind. (TE)	42	8	5.3	9	1	9.0	33	7	4.7
27t)	Ginn, Mia. (WR)	38	5	7.6	0	0	---	38	5	7.6
27t)	London, Mia. (WR)	38	4	9.5	0	0	---	38	4	9.5
29)	Bennett, S.D. (RB)	37	6	6.2	24	4	6.0	13	2	6.5
30)	C. Davis, Pit. (RB)	33	6	5.5	0	1	0.0	33	5	6.6
31t)	Tomlinson, S.D. (RB)	25	5	5.0	25	5	5.0	0	0	---
31t)	Williams, Mia. (RB)	25	5	5.0	17	4	4.3	8	1	8.0
33)	McCareins, Ten. (WR)	24	2	12.0	0	0	---	24	2	12.0
34)	Scaife, Ten. (TE)	23	4	5.8	0	0	---	23	4	5.8
35t)	Harrison, Ind. (WR)	20	3	6.7	0	0	---	20	3	6.7
35t)	Neal, Bal. (RB)	20	4	5.0	5	2	2.5	15	2	7.5
35t)	*Sweed, Pit. (WR)	20	2	10.0	0	0	---	20	2	10.0
38t)	*Hester, S.D. (RB)	19	3	6.3	0	0	---	19	3	6.3
38t)	Naanee, S.D. (WR)	19	2	9.5	0	0	---	19	2	9.5
40t)	B. Jones, Ten. (WR)	16	2	8.0	0	0	---	16	2	8.0
40t)	Martin, Mia. (TE)	16	3	5.3	0	0	---	16	3	5.3
42)	Polite, Mia. (RB)	15	3	5.0	15	3	5.0	0	0	---
43)	Manumaleuna, S.D. (TE)	14	1	14.0	0	0	---	14	1	14.0
44)	Rivers, S.D. (QB)	13	2	6.5	13	2	6.5	0	0	---
45)	Rhodes, Ind. (RB)	12	4	3.0	12	4	3.0	0	0	---
46)	Hall, Ten. (RB)	11	1	11.0	0	0	---	11	1	11.0
47)	Crumpler, Ten. (TE)	9	2	4.5	0	0	---	9	2	4.5
48)	Spaeth, Pit. (TE)	6	1	6.0	0	0	---	6	1	6.0
49)	*Flacco, Bal. (QB)	5	12	0.4	5	12	0.4	0	0	---
50)	Wilcox, Bal. (TE)	4	1	4.0	0	0	---	4	1	4.0



NFC / MOST YARDS FROM SCRIMMAGE

Rank	Player, Team	Total			Rushing			Receiving		
		Yards	Att+Rec	Avg	Yards	Att	Avg	Yards	Rec	Avg
1)	Fitzgerald, Ariz (WR)	546	30	18.2	0	0	---	546	30	18.2
2)	James, Ariz (RB)	298	68	4.4	236	61	3.9	62	7	8.9
3)	Westbrook, Phi. (RB)	238	57	4.2	119	50	2.4	119	7	17.0
4)	Curtis, Phi. (WR)	211	12	17.6	0	0	---	211	12	17.6
5)	*D. Jackson, Phi. (WR)	209	12	17.4	2	1	2.0	207	11	18.8
6)	Boldin, Ariz (WR)	190	14	13.6	0	0	---	190	14	13.6
7)	*Hightower, Ariz (RB)	156	39	4.0	132	35	3.8	24	4	6.0
8)	Celek, Phi. (TE)	151	19	7.9	0	0	---	151	19	7.9
9)	Breaston, Ariz (WR)	140	14	10.0	-8	1	-8.0	148	13	11.4
10)	Avant, Phi. (WR)	113	11	10.3	0	0	---	113	11	10.3
11)	Jacobs, NY-G (RB)	92	19	4.8	92	19	4.8	0	0	---
12)	Buckhalter, Phi. (RB)	86	15	5.7	55	11	5.0	31	4	7.8
13t)	Taylor, Min. (RB)	84	17	4.9	48	12	4.0	36	5	7.2
13t)	White, Atl. (WR)	84	11	7.6	0	0	---	84	11	7.6
15)	Peterson, Min. (RB)	83	20	4.2	83	20	4.2	0	0	---
16)	Ward, NY-G (RB)	70	17	4.1	46	12	3.8	24	5	4.8
17)	D. Williams, Car. (RB)	69	13	5.3	63	12	5.3	6	1	6.0
18)	Arrington, Ariz (RB)	63	13	4.8	5	6	0.8	58	7	8.3
19)	Muhammad, Car. (WR)	55	5	11.0	0	0	---	55	5	11.0
20)	Boss, NY-G (TE)	52	3	17.3	0	0	---	52	3	17.3
21t)	Jenkins, Atl. (WR)	51	5	10.2	0	0	---	51	5	10.2
21t)	*Stewart, Car. (RB)	51	6	8.5	12	3	4.0	39	3	13.0
23)	Turner, Atl. (RB)	49	19	2.6	42	18	2.3	7	1	7.0
24)	Urban, Ariz (WR)	48	6	8.0	0	0	---	48	6	8.0
25)	McNabb, Phi. (QB)	47	7	6.7	47	7	6.7	0	0	---
26)	St. Smith, Car. (WR)	43	2	21.5	0	0	---	43	2	21.5
27)	Norwood, Atl. (RB)	40	3	13.3	12	2	6.0	28	1	28.0
28)	Hixon, NY-G (WR)	37	2	18.5	0	0	---	37	2	18.5
29)	Berrian, Min. (WR)	36	2	18.0	0	0	---	36	2	18.0
30t)	Kleinsasser, Min. (TE)	34	2	17.0	0	0	---	34	2	17.0
30t)	Spach, Ariz (TE)	34	3	11.3	0	0	---	34	3	11.3
32)	Rosario, Car. (TE)	28	3	9.3	0	0	---	28	3	9.3
33t)	Jarrett, Car. (WR)	27	2	13.5	0	0	---	27	2	13.5
33t)	Rice, Min. (WR)	27	2	13.5	0	0	---	27	2	13.5
35)	Toomer, NY-G (WR)	26	2	13.0	0	0	---	26	2	13.0
36)	Wade, Min. (WR)	24	3	8.0	0	0	---	24	3	8.0
37t)	Baskett, Phi. (WR)	21	2	10.5	0	0	---	21	2	10.5
37t)	Pope, Ariz (TE)	21	2	10.5	0	0	---	21	2	10.5
39t)	R. Brown, Phi. (WR)	17	2	8.5	0	0	---	17	2	8.5
39t)	Jackson, Min. (QB)	17	2	8.5	17	2	8.5	0	0	---
39t)	L. Smith, Phi. (TE)	17	3	5.7	0	0	---	17	3	5.7
39t)	Smith, NY-G (WR)	17	2	8.5	0	0	---	17	2	8.5
43)	D. Johnson, NY-G (TE)	13	1	13.0	0	0	---	13	1	13.0
44t)	Finneran, Atl. (WR)	11	2	5.5	0	0	---	11	2	5.5
44t)	Peelle, Atl. (TE)	11	3	3.7	0	0	---	11	3	3.7
46)	Patrick, Ariz (TE)	9	2	4.5	0	0	---	9	2	4.5
47t)	Hoover, Car. (RB)	7	1	7.0	0	0	---	7	1	7.0
47t)	Pollard, Atl. (TE)	7	2	3.5	0	0	---	7	2	3.5
47t)	Schobel, Phi. (TE)	7	1	7.0	0	0	---	7	1	7.0
47t)	Shiancoe, Min. (TE)	7	1	7.0	0	0	---	7	1	7.0

NFL / MOST YARDS FROM SCRIMMAGE

Rank	Player, Team	Total			Rushing			Receiving		
		Yards	Att+Rec	Avg	Yards	Att	Avg	Yards	Rec	Avg
1)	Fitzgerald, Ariz (WR)	546	30	18.2	0	0	---	546	30	18.2
2)	James, Ariz (RB)	298	68	4.4	236	61	3.9	62	7	8.9
3)	Sproles, S.D. (RB)	256	43	6.0	120	33	3.6	136	10	13.6
4)	Parker, Pit. (RB)	242	72	3.4	246	70	3.5	-4	2	-2.0
5)	Westbrook, Phi. (RB)	238	57	4.2	119	50	2.4	119	7	17.0
6)	Holmes, Pit. (WR)	233	15	15.5	7	2	3.5	226	13	17.4
7)	Curtis, Phi. (WR)	211	12	17.6	0	0	---	211	12	17.6
8)	*D. Jackson, Phi. (WR)	209	12	17.4	2	1	2.0	207	11	18.8
9t)	Boldin, Ariz (WR)	190	14	13.6	0	0	---	190	14	13.6
9t)	D. Mason, Bal. (WR)	190	12	15.8	0	0	---	190	12	15.8
11)	McGahee, Bal. (RB)	180	43	4.2	154	39	3.9	26	4	6.5
12)	Ward, Pit. (WR)	168	9	18.7	0	0	---	168	9	18.7
13t)	*Hightower, Ariz (RB)	156	39	4.0	132	35	3.8	24	4	6.0
13t)	Miller, Pit. (TE)	156	11	14.2	0	0	---	156	11	14.2
15)	Celek, Phi. (TE)	151	19	7.9	0	0	---	151	19	7.9
16)	Gates, S.D. (TE)	146	13	11.2	0	0	---	146	13	11.2
17)	Breaston, Ariz (WR)	140	14	10.0	-8	1	-8.0	148	13	11.4
18)	Gage, Ten. (WR)	135	10	13.5	0	0	---	135	10	13.5
19t)	Chambers, S.D. (WR)	129	8	16.1	0	0	---	129	8	16.1
19t)	Wayne, Ind. (WR)	129	4	32.3	0	0	---	129	4	32.3
21)	Avant, Phi. (WR)	113	11	10.3	0	0	---	113	11	10.3
22)	*C. Johnson, Ten. (RB)	100	12	8.3	72	11	6.5	28	1	28.0
23)	Gonzalez, Ind. (WR)	97	6	16.2	0	0	---	97	6	16.2
24)	Clayton, Bal. (WR)	95	7	13.6	16	1	16.0	79	6	13.2
25)	Jacobs, NY-G (RB)	92	19	4.8	92	19	4.8	0	0	---
26)	L. McClain, Bal. (RB)	90	32	2.8	90	32	2.8	0	0	---
27)	Buckhalter, Phi. (RB)	86	15	5.7	55	11	5.0	31	4	7.8
28t)	Taylor, Min. (RB)	84	17	4.9	48	12	4.0	36	5	7.2
28t)	White, Atl. (WR)	84	11	7.6	0	0	---	84	11	7.6
30)	Peterson, Min. (RB)	83	20	4.2	83	20	4.2	0	0	---
31t)	Heap, Bal. (TE)	80	5	16.0	0	0	---	80	5	16.0
31t)	White, Ten. (RB)	80	19	4.2	45	15	3.0	35	4	8.8
33)	Addai, Ind. (RB)	72	20	3.6	44	16	2.8	28	4	7.0
34)	Ward, NY-G (RB)	70	17	4.1	46	12	3.8	24	5	4.8
35)	D. Williams, Car. (RB)	69	13	5.3	63	12	5.3	6	1	6.0
36t)	Arrington, Ariz (RB)	63	13	4.8	5	6	0.8	58	7	8.3
36t)	Washington, Pit. (WR)	63	8	7.9	1	1	1.0	62	7	8.9
38)	R. Brown, Mia. (RB)	62	18	3.4	19	12	1.6	43	6	7.2
39)	Cobbs, Mia. (RB)	56	5	11.2	1	1	1.0	55	4	13.8
40)	Muhammad, Car. (WR)	55	5	11.0	0	0	---	55	5	11.0
41)	*Bess, Mia. (WR)	54	2	27.0	0	0	---	54	2	27.0
42)	Boss, NY-G (TE)	52	3	17.3	0	0	---	52	3	17.3
43t)	Jenkins, Atl. (WR)	51	5	10.2	0	0	---	51	5	10.2
43t)	*Stewart, Car. (RB)	51	6	8.5	12	3	4.0	39	3	13.0
45)	Moore, Pit. (RB)	50	9	5.6	25	5	5.0	25	4	6.3
46t)	Jackson, S.D. (WR)	49	2	24.5	0	0	---	49	2	24.5
46t)	Turner, Atl. (RB)	49	19	2.6	42	18	2.3	7	1	7.0
48)	Urban, Ariz (WR)	48	6	8.0	0	0	---	48	6	8.0
49)	McNabb, Phi. (QB)	47	7	6.7	47	7	6.7	0	0	---
50)	*Rice, Bal. (RB)	45	4	11.3	2	1	2.0	43	3	14.3

AFC / LEADERS IN FIRST DOWNS

Rank	Player, Team	Rush	Rec	Tot
1t)	Parker, Pit. (RB)	12	0	12
1t)	Sproles, S.D. (RB)	7	5	12
3)	Holmes, Pit. (WR)	1	9	10
4)	D. Mason, Bal. (WR)	0	9	9
5t)	Gage, Ten. (WR)	0	8	8
5t)	Miller, Pit. (TE)	0	8	8

7t) Chambers, S.D. (WR)	0	7	7
7t) Gates, S.D. (TE)	0	7	7
7t) McGahee, Bal. (RB)	7	0	7
7t) Ward, Pit. (WR)	0	7	7
11t) Addai, Ind. (RB)	3	1	4
11t) Clayton, Bal. (WR)	1	3	4
11t) *Flacco, Bal. (QB)	4	0	4
11t) Gonzalez, Ind. (WR)	0	4	4
11t) Wayne, Ind. (WR)	0	4	4
11t) White, Ten. (RB)	2	2	4
17t) Clark, Ind. (TE)	1	2	3
17t) Ginn, Mia. (WR)	0	3	3
17t) Heap, Bal. (TE)	0	3	3
17t) *C. Johnson, Ten. (RB)	2	1	3
17t) L. McClain, Bal. (RB)	3	0	3
17t) Polite, Mia. (RB)	3	0	3
17t) Russell, Pit. (RB)	3	0	3
17t) Tomlinson, S.D. (RB)	3	0	3
17t) Washington, Pit. (WR)	0	3	3
26t) Bennett, S.D. (RB)	1	1	2
26t) R. Brown, Mia. (RB)	0	2	2
26t) Cobbs, Mia. (RB)	0	2	2
26t) London, Mia. (WR)	0	2	2
26t) Naanee, S.D. (WR)	0	2	2
26t) Neal, Bal. (RB)	1	1	2
26t) *Rice, Bal. (RB)	0	2	2
26t) Scaife, Ten. (TE)	0	2	2
26t) Williams, Mia. (RB)	2	0	2
35t) *Bess, Mia. (WR)	0	1	1
35t) C. Davis, Pit. (RB)	0	1	1
35t) Hall, Ten. (RB)	0	1	1
35t) *Hester, S.D. (RB)	0	1	1
35t) Jackson, S.D. (WR)	0	1	1
35t) B. Jones, Ten. (WR)	0	1	1
35t) Manumaleuna, S.D. (TE)	0	1	1
35t) Martin, Mia. (TE)	0	1	1
35t) McCareins, Ten. (WR)	0	1	1
35t) Moore, Pit. (RB)	1	0	1
35t) Rhodes, Ind. (RB)	1	0	1
35t) Rivers, S.D. (QB)	1	0	1
35t) *Sweed, Pit. (WR)	0	1	1

NFC / LEADERS IN FIRST DOWNS

Rank	Player, Team	Rush	Rec	Tot
1)	Fitzgerald, Ariz (WR)	0	21	21
2)	James, Ariz (RB)	12	4	16
3t)	Celek, Phi. (TE)	0	10	10
3t)	*Hightower, Ariz (RB)	7	3	10
3t)	Westbrook, Phi. (RB)	5	5	10
6t)	Curtis, Phi. (WR)	0	9	9
6t)	White, Atl. (WR)	0	9	9
8t)	Breaston, Ariz (WR)	0	7	7
8t)	*D. Jackson, Phi. (WR)	0	7	7
10t)	Arrington, Ariz (RB)	1	5	6
10t)	Avant, Phi. (WR)	0	6	6
12t)	Boldin, Ariz (WR)	0	5	5
12t)	Buckhalter, Phi. (RB)	3	2	5
12t)	Jacobs, NY-G (RB)	5	0	5
15)	Turner, Atl. (RB)	4	0	4
16t)	Boss, NY-G (TE)	0	3	3
16t)	McNabb, Phi. (QB)	3	0	3
16t)	Muhammad, Car. (WR)	0	3	3
16t)	*Stewart, Car. (RB)	1	2	3
16t)	Taylor, Min. (RB)	2	1	3
16t)	Urban, Ariz (WR)	0	3	3
16t)	Ward, NY-G (RB)	2	1	3
16t)	D. Williams, Car. (RB)	3	0	3
24t)	Berrian, Min. (WR)	0	2	2
24t)	Jenkins, Atl. (WR)	0	2	2
24t)	Kleinsasser, Min. (TE)	0	2	2
24t)	Norwood, Atl. (RB)	1	1	2
24t)	Peterson, Min. (RB)	2	0	2
24t)	Rice, Min. (WR)	0	2	2
24t)	Rosario, Car. (TE)	0	2	2
24t)	St. Smith, Car. (WR)	0	2	2
24t)	Spach, Ariz (TE)	0	2	2
24t)	Wade, Min. (WR)	0	2	2
34t)	Baskett, Phi. (WR)	0	1	1
34t)	Finneran, Atl. (WR)	0	1	1
34t)	Hixon, NY-G (WR)	0	1	1
34t)	Hoover, Car. (RB)	0	1	1
34t)	Jackson, Min. (QB)	1	0	1
34t)	Jarrett, Car. (WR)	0	1	1
34t)	D. Johnson, NY-G (TE)	0	1	1
34t)	Patrick, Ariz (TE)	0	1	1
34t)	Peelle, Atl. (TE)	0	1	1
34t)	Pope, Ariz (TE)	0	1	1
34t)	*Ryan, Atl. (QB)	1	0	1
34t)	L. Smith, Phi. (TE)	0	1	1
34t)	Smith, NY-G (WR)	0	1	1
34t)	Toomer, NY-G (WR)	0	1	1
34t)	Warner, Ariz (QB)	1	0	1

NFL / LEADERS IN FIRST DOWNS

Rank	Player, Team	Rush	Rec	Tot
1)	Fitzgerald, Ariz (WR)	0	21	21
2)	James, Ariz (RB)	12	4	16
3t)	Parker, Pit. (RB)	12	0	12
3t)	Sproles, S.D. (RB)	7	5	12
5t)	Celek, Phi. (TE)	0	10	10
5t)	*Hightower, Ariz (RB)	7	3	10
5t)	Holmes, Pit. (WR)	1	9	10
5t)	Westbrook, Phi. (RB)	5	5	10
9t)	Curtis, Phi. (WR)	0	9	9
9t)	D. Mason, Bal. (WR)	0	9	9
9t)	White, Atl. (WR)	0	9	9
12t)	Gage, Ten. (WR)	0	8	8
12t)	Miller, Pit. (TE)	0	8	8
14t)	Breaston, Ariz (WR)	0	7	7
14t)	Chambers, S.D. (WR)	0	7	7
14t)	Gates, S.D. (TE)	0	7	7
14t)	*D. Jackson, Phi. (WR)	0	7	7
14t)	McGahee, Bal. (RB)	7	0	7
14t)	Ward, Pit. (WR)	0	7	7
20t)	Arrington, Ariz (RB)	1	5	6
20t)	Avant, Phi. (WR)	0	6	6

22t) Boldin, Ariz (WR)	0	5	5
22t) Buckhalter, Phi. (RB)	3	2	5
22t) Jacobs, NY-G (RB)	5	0	5
25t) Addai, Ind. (RB)	3	1	4
25t) Clayton, Bal. (WR)	1	3	4
25t) *Flacco, Bal. (QB)	4	0	4
25t) Gonzalez, Ind. (WR)	0	4	4
25t) Turner, Atl. (RB)	4	0	4
25t) Wayne, Ind. (WR)	0	4	4
25t) White, Ten. (RB)	2	2	4
32t) Boss, NY-G (TE)	0	3	3
32t) Clark, Ind. (TE)	1	2	3
32t) Ginn, Mia. (WR)	0	3	3
32t) Heap, Bal. (TE)	0	3	3
32t) *C. Johnson, Ten. (RB)	2	1	3
32t) L. McClain, Bal. (RB)	3	0	3
32t) McNabb, Phi. (QB)	3	0	3
32t) Muhammad, Car. (WR)	0	3	3
32t) Polite, Mia. (RB)	3	0	3
32t) Russell, Pit. (RB)	3	0	3
32t) *Stewart, Car. (RB)	1	2	3
32t) Taylor, Min. (RB)	2	1	3
32t) Tomlinson, S.D. (RB)	3	0	3
32t) Urban, Ariz (WR)	0	3	3
32t) Ward, NY-G (RB)	2	1	3
32t) Washington, Pit. (WR)	0	3	3
32t) D. Williams, Car. (RB)	3	0	3
49t) Bennett, S.D. (RB)	1	1	2
49t) Berrian, Min. (WR)	0	2	2
49t) R. Brown, Mia. (RB)	0	2	2
49t) Cobbs, Mia. (RB)	0	2	2
49t) Jenkins, Atl. (WR)	0	2	2
49t) Kleinsasser, Min. (TE)	0	2	2
49t) London, Mia. (WR)	0	2	2
49t) Naanee, S.D. (WR)	0	2	2
49t) Neal, Bal. (RB)	1	1	2
49t) Norwood, Atl. (RB)	1	1	2
49t) Peterson, Min. (RB)	2	0	2
49t) *Rice, Bal. (RB)	0	2	2
49t) Rice, Min. (WR)	0	2	2
49t) Rosario, Car. (TE)	0	2	2
49t) Scaife, Ten. (TE)	0	2	2
49t) St. Smith, Car. (WR)	0	2	2
49t) Spach, Ariz (TE)	0	2	2
49t) Wade, Min. (WR)	0	2	2
49t) Williams, Mia. (RB)	2	0	2

AFC / LEADING PUNTERS

Rank	Player, Team	No	Yards	Lg	Avg	TB	Blk	Dwn	OB	Opp Ret	In Yds	Net 20	Avg
1)	Hentrich, Ten.	4	213	66	53.3	2	0	0	0	1	29	0	36.0
2)	Scifres, S.D.	12	599	67	49.9	0	0	1	2	4	79	7	43.3
3)	H. Smith, Ind.	6	281	63	46.8	1	0	1	1	3	72	0	31.5
4)	Fields, Mia.	3	132	56	44.0	0	0	0	0	2	21	1	37.0
5)	Berger, Pit.	14	595	51	42.5	1	0	2	0	11	103	1	33.7
6)	Koch, Bal.	20	845	52	42.3	2	0	3	1	10	44	7	38.1

NFC / LEADING PUNTERS

Rank	Player, Team	No	Yards	Lg	Avg	TB	Blk	Dwn	OB	Opp Ret	In Yds	Net 20	Avg
1)	Baker, Car.	4	192	53	48.0	0	0	0	1	3	15	0	44.3
2)	Kluwe, Min.	8	362	60	45.3	0	0	2	1	5	109	2	31.6
3)	Rocca, Phi.	9	403	58	44.8	0	0	1	1	5	19	6	42.7
4)	Koenen, Atl.	5	212	49	42.4	0	0	1	1	2	-1	0	42.6
5)	Graham, Ariz	20	779	53	39.0	1	0	4	3	7	58	12	35.0

NFL / LEADING PUNTERS

Rank	Player, Team	No	Yards	Lg	Avg	TB	Blk	Dwn	OB	Opp Ret	In Yds	Net 20	Avg
1)	Hentrich, Ten.	4	213	66	53.3	2	0	0	0	1	29	0	36.0
2)	Scifres, S.D.	12	599	67	49.9	0	0	1	2	4	79	7	43.3
3)	Baker, Car.	4	192	53	48.0	0	0	0	1	3	15	0	44.3
4)	H. Smith, Ind.	6	281	63	46.8	1	0	1	1	3	72	0	31.5
5)	Kluwe, Min.	8	362	60	45.3	0	0	2	1	5	109	2	31.6
6)	Rocca, Phi.	9	403	58	44.8	0	0	1	1	5	19	6	42.7
7)	Fields, Mia.	3	132	56	44.0	0	0	0	0	2	21	1	37.0
8)	Berger, Pit.	14	595	51	42.5	1	0	2	0	11	103	1	33.7
9)	Koenen, Atl.	5	212	49	42.4	0	0	1	1	2	-1	0	42.6
10)	Koch, Bal.	20	845	52	42.3	2	0	3	1	10	44	7	38.1
11)	Graham, Ariz	20	779	53	39.0	1	0	4	3	7	58	12	35.0

AFC / LEADING PUNTERS, NET AVERAGE

Rank	Player, Team	No	Yards	Lg	Avg	TB	Blk	Dwn	OB	Opp Ret	In Yds	Net 20	Avg
1)	Scifres, S.D.	12	599	67	49.9	0	0	1	2	4	79	7	43.3
2)	Koch, Bal.	20	845	52	42.3	2	0	3	1	10	44	7	38.1
3)	Fields, Mia.	3	132	56	44.0	0	0	0	0	2	21	1	37.0
4)	Hentrich, Ten.	4	213	66	53.3	2	0	0	0	1	29	0	36.0
5)	Berger, Pit.	14	595	51	42.5	1	0	2	0	11	103	1	33.7
6)	H. Smith, Ind.	6	281	63	46.8	1	0	1	1	3	72	0	31.5

NFC / LEADING PUNTERS, NET AVERAGE

Rank	Player, Team	No	Yards	Lg	Avg	TB	Blk	Dwn	OB	Opp Ret	In Yds	Net 20	Avg
1)	Baker, Car.	4	192	53	48.0	0	0	0	1	3	15	0	44.3
2)	Rocca, Phi.	9	403	58	44.8	0	0	1	1	5	19	6	42.7
3)	Koenen, Atl.	5	212	49	42.4	0	0	1	1	2	-1	0	42.6
4)	Graham, Ariz	20	779	53	39.0	1	0	4	3	7	58	12	35.0
5)	Kluwe, Min.	8	362	60	45.3	0	0	2	1	5	109	2	31.6

NFL / LEADING PUNTERS, NET AVERAGE

Rank	Player, Team	No	Yards	Lg	Avg	TB	Blk	Dwn	OB	Opp Ret	In Yds	Net 20	Avg
1)	Baker, Car.	4	192	53	48.0	0	0	0	1	3	15	0	44.3
2)	Scifres, S.D.	12	599	67	49.9	0	0	1	2	4	79	7	43.3
3)	Rocca, Phi.	9	403	58	44.8	0	0	1	1	5	19	6	42.7
4)	Koenen, Atl.	5	212	49	42.4	0	0	1	1	2	-1	0	42.6
5)	Koch, Bal.	20	845	52	42.3	2	0	3	1	10	44	7	38.1
6)	Fields, Mia.	3	132	56	44.0	0	0	0	0	2	21	1	37.0
7)	Hentrich, Ten.	4	213	66	53.3	2	0	0	0	1	29	0	36.0
8)	Graham, Ariz	20	779	53	39.0	1	0	4	3	7	58	12	35.0
9)	Berger, Pit.	14	595	51	42.5	1	0	2	0	11	103	1	33.7
10)	Kluwe, Min.	8	362	60	45.3	0	0	2	1	5	109	2	31.6
11)	H. Smith, Ind.	6	281	63	46.8	1	0	1	1	3	72	0	31.5

AFC / PUNT RETURN LEADERS

Rank	Player, Team	Ret	FC	Yards	Avg	Long	TD
1)	Sproles, S.D.	5	0	76	15.2	28	0
2)	Holmes, Pit.	7	3	103	14.7	67t	1
3)	Leonhard, Bal.	9	2	115	12.8	45	0
4)	*Bess, Mia.	2	0	10	5.0	5	0
5)	Carr, Ten.	2	3	8	4.0	8	0
6)	Ratliff, Ind.	2	2	6	3.0	4	0

NFC / PUNT RETURN LEADERS

Rank	Player, Team	Ret	FC	Yards	Avg	Long	TD
1)	*D. Jackson, Phi.	7	2	122	17.4	62	0
2)	*Douglas, Atl.	3	0	31	10.3	21	0
3)	Breaston, Ariz	7	1	59	8.4	34	0
4)	Hixon, NY-G	3	1	8	2.7	8	0

NFL / PUNT RETURN LEADERS

Rank	Player, Team	Ret	FC	Yards	Avg	Long	TD
1)	*D. Jackson, Phi.	7	2	122	17.4	62	0
2)	Sproles, S.D.	5	0	76	15.2	28	0
3)	Holmes, Pit.	7	3	103	14.7	67t	1
4)	Leonhard, Bal.	9	2	115	12.8	45	0
5)	*Douglas, Atl.	3	0	31	10.3	21	0
6)	Breaston, Ariz	7	1	59	8.4	34	0
7)	*Bess, Mia.	2	0	10	5.0	5	0
8)	Carr, Ten.	2	3	8	4.0	8	0
9)	Ratliff, Ind.	2	2	6	3.0	4	0
10)	Hixon, NY-G	3	1	8	2.7	8	0

AFC / KICKOFF RETURN LEADERS

Rank	Player, Team	Ret	Yards	Avg	Long	TD
1)	Sproles, S.D.	9	270	30.0	63	0
2)	Cobbs, Mia.	2	55	27.5	34	0
3)	Carr, Ten.	3	79	26.3	33	0
4)	Russell, Pit.	6	120	20.0	25	0
5)	C. Davis, Pit.	4	69	17.3	21	0
6)	*Simpson, Ind.	3	50	16.7	24	0

NFC / KICKOFF RETURN LEADERS

Rank	Player, Team	Ret	Yards	Avg	Long	TD
1)	Jones, Car.	5	151	30.2	39	0
2)	Bradshaw, NY-G	6	180	30.0	65	0
3)	Norwood, Atl.	2	54	27.0	30	0
4)	M. Hicks, Min.	6	133	22.2	26	0
5)	*Demps, Phi.	7	155	22.1	46	0
6)	Arrington, Ariz	11	230	20.9	26	0

NFL / KICKOFF RETURN LEADERS

Rank	Player, Team	Ret	Yards	Avg	Long	TD
1)	Jones, Car.	5	151	30.2	39	0
2t)	Bradshaw, NY-G	6	180	30.0	65	0
2t)	Sproles, S.D.	9	270	30.0	63	0
4)	Cobbs, Mia.	2	55	27.5	34	0
5)	Norwood, Atl.	2	54	27.0	30	0
6)	Carr, Ten.	3	79	26.3	33	0
7)	M. Hicks, Min.	6	133	22.2	26	0
8)	*Demps, Phi.	7	155	22.1	46	0
9)	Arrington, Ariz	11	230	20.9	26	0
10)	Russell, Pit.	6	120	20.0	25	0
11)	C. Davis, Pit.	4	69	17.3	21	0
12)	*Simpson, Ind.	3	50	16.7	24	0

AFC / LEADERS IN INTERCEPTIONS

Rank	Player, Team	Int	Yards	Avg	Long	TD
1)	Reed, Bal.	2	76	38.0	64t	1
2t)	J. Harrison, Pit.	1	100	***	100t	1
2t)	Polamalu, Pit.	1	40	40.0	40t	1
2t)	Bethea, Ind.	1	36	36.0	36	0
2t)	Leonhard, Bal.	1	20	20.0	20	0
2t)	Washington, Bal.	1	12	12.0	12	0
2t)	Carter, Pit.	1	5	5.0	5	0
2t)	Rolle, Bal.	1	3	3.0	3	0
2t)	Townsend, Pit.	1	2	2.0	2	0
2t)	Foote, Pit.	1	0	0.0	0	0

NFC / LEADERS IN INTERCEPTIONS

Rank	Player, Team	Int	Yards	Avg	Long	TD
1t)	Samuel, Phi.	2	69	34.5	44t	1
1t)	*Rodgers-Cromarti, Ariz	2	19	9.5	19	0
1t)	R. Brown, Ariz	2	3	1.5	3	0
4t)	Rolle, Ariz	1	47	47.0	47	0
4t)	Francisco, Ariz	1	27	27.0	27	0
4t)	Robbins, NY-G	1	17	17.0	17	0
4t)	Hayes, Ariz	1	6	6.0	6	0
4t)	Mikell, Phi.	1	5	5.0	5	0
4t)	Beason, Car.	1	4	4.0	4	0
4t)	Dansby, Ariz	1	-1	-1.0	-1	0
4t)	Dockery, NY-G	1	0	0.0	0	0
4t)	Griffin, Min.	1	0	0.0	0	0
4t)	Hood, Ariz	1	0	0.0	0	0
4t)	*C. Jackson, Atl.	1	0	0.0	0	0

NFL / LEADERS IN INTERCEPTIONS

Rank	Player, Team	Int	Yards	Avg	Long	TD
1t)	Reed, Bal.	2	76	38.0	64t	1
1t)	Samuel, Phi.	2	69	34.5	44t	1
1t)	*Rodgers-Cromarti, Ariz	2	19	9.5	19	0
1t)	R. Brown, Ariz	2	3	1.5	3	0
5t)	J. Harrison, Pit.	1	100	***	100t	1
5t)	Rolle, Ariz	1	47	47.0	47	0
5t)	Polamalu, Pit.	1	40	40.0	40t	1
5t)	Bethea, Ind.	1	36	36.0	36	0
5t)	Francisco, Ariz	1	27	27.0	27	0
5t)	Leonhard, Bal.	1	20	20.0	20	0
5t)	Robbins, NY-G	1	17	17.0	17	0
5t)	Washington, Bal.	1	12	12.0	12	0
5t)	Hayes, Ariz	1	6	6.0	6	0
5t)	Carter, Pit.	1	5	5.0	5	0
5t)	Mikell, Phi.	1	5	5.0	5	0
5t)	Beason, Car.	1	4	4.0	4	0
5t)	Rolle, Bal.	1	3	3.0	3	0
5t)	Townsend, Pit.	1	2	2.0	2	0
5t)	Dansby, Ariz	1	-1	-1.0	-1	0
5t)	Dockery, NY-G	1	0	0.0	0	0
5t)	Foote, Pit.	1	0	0.0	0	0
5t)	Griffin, Min.	1	0	0.0	0	0

5t) Hood, Ariz	1	0	0.0	0	0
5t) *C. Jackson, Atl.	1	0	0.0	0	0

AFC / LEADERS IN SACKS

Rank	Player, Team	Sacks
1)	Woodley, Pit. (LB)	6.0
2)	Suggs, Bal. (LB)	4.0
3t)	Freeney, Ind. (DE)	2.0
3t)	Mathis, Ind. (DE)	2.0
5t)	Dobbins, S.D. (LB)	1.0
5t)	Douglas, Bal. (DE)	1.0
5t)	J. Harrison, Pit. (LB)	1.0
5t)	Keisel, Pit. (DE)	1.0
5t)	Ngata, Bal. (NT)	1.0
5t)	Pryce, Bal. (DE)	1.0
5t)	Aa. Smith, Pit. (DE)	1.0
5t)	Weddle, S.D. (DB)	1.0
13t)	Leonhard, Bal. (DB)	0.5
13t)	*Nakamura, Bal. (DB)	0.5

NFC / LEADERS IN SACKS

Rank	Player, Team	Sacks
1t)	J. Allen, Min. (DE)	2.0
1t)	Berry, Ariz (DE)	2.0
1t)	Dockett, Ariz (DT)	2.0
1t)	A. Smith, Ariz (DE)	2.0
1t)	Wilson, Ariz (DB)	2.0
6t)	Abiamiri, Phi. (DE)	1.0
6t)	T. Cole, Phi. (DE)	1.0
6t)	Dawkins, Phi. (DB)	1.0
6t)	Harris, Min. (LB)	1.0
6t)	Lewis, Car. (DT)	1.0
6t)	Okeafor, Ariz (LB)	1.0

NFL / LEADERS IN SACKS

Rank	Player, Team	Sacks
1)	Woodley, Pit. (LB)	6.0
2)	Suggs, Bal. (LB)	4.0
3t)	J. Allen, Min. (DE)	2.0
3t)	Berry, Ariz (DE)	2.0
3t)	Dockett, Ariz (DT)	2.0
3t)	Freeney, Ind. (DE)	2.0
3t)	Mathis, Ind. (DE)	2.0
3t)	A. Smith, Ariz (DE)	2.0
3t)	Wilson, Ariz (DB)	2.0
10t)	Abiamiri, Phi. (DE)	1.0
10t)	T. Cole, Phi. (DE)	1.0
10t)	Dawkins, Phi. (DB)	1.0
10t)	Dobbins, S.D. (LB)	1.0
10t)	Douglas, Bal. (DE)	1.0
10t)	Harris, Min. (LB)	1.0
10t)	J. Harrison, Pit. (LB)	1.0
10t)	Keisel, Pit. (DE)	1.0
10t)	Lewis, Car. (DT)	1.0
10t)	Ngata, Bal. (NT)	1.0
10t)	Okeafor, Ariz (LB)	1.0
10t)	Pryce, Bal. (DE)	1.0
10t)	Aa. Smith, Pit. (DE)	1.0
10t)	Weddle, S.D. (DB)	1.0
24t)	Leonhard, Bal. (DB)	0.5
24t)	*Nakamura, Bal. (DB)	0.5

AFC / FUMBLE RECOVERIES

Rank	Player, Team	TotRec	OffRec	DefRec
1)	Leonhard, Bal.	3	1	2
2t)	Brock, Ind.	1	0	1
2t)	Collins, Ten.	1	1	0
2t)	Gay, Pit.	1	0	1
2t)	Ginn, Mia.	1	1	0
2t)	B. Jones, Ten.	1	1	0
2t)	Keisel, Pit.	1	0	1
2t)	Porter, Mia.	1	0	1
2t)	Suggs, Bal.	1	0	1
2t)	Timmons, Pit.	1	0	1
2t)	Washington, Bal.	1	0	1

NFC / FUMBLE RECOVERIES

Rank	Player, Team	TotRec	OffRec	DefRec
1t)	Abiamiri, Phi.	1	0	1
1t)	Berry, Ariz	1	0	1
1t)	Dockett, Ariz	1	0	1
1t)	Evans, Min.	1	0	1
1t)	*D. Jackson, Phi.	1	1	0
1t)	Jackson, Min.	1	1	0
1t)	James, Ariz	1	1	0
1t)	Norwood, Atl.	1	1	0
1t)	Parker, Phi.	1	0	1
1t)	Rolle, Ariz	1	0	1
1t)	Runyan, Phi.	1	0	1
1t)	A. Smith, Ariz	1	0	1

NFL / FUMBLE RECOVERIES

Rank	Player, Team	TotRec	OffRec	DefRec
1)	Leonhard, Bal.	3	1	2
2t)	Abiamiri, Phi.	1	0	1
2t)	Berry, Ariz	1	0	1
2t)	Brock, Ind.	1	0	1
2t)	Collins, Ten.	1	1	0
2t)	Dockett, Ariz	1	0	1
2t)	Evans, Min.	1	0	1
2t)	Gay, Pit.	1	0	1
2t)	Ginn, Mia.	1	1	0
2t)	*D. Jackson, Phi.	1	1	0
2t)	Jackson, Min.	1	1	0
2t)	James, Ariz	1	1	0
2t)	B. Jones, Ten.	1	1	0
2t)	Keisel, Pit.	1	0	1
2t)	Norwood, Atl.	1	1	0
2t)	Parker, Phi.	1	0	1
2t)	Porter, Mia.	1	0	1
2t)	Rolle, Ariz	1	0	1
2t)	Runyan, Phi.	1	0	1
2t)	A. Smith, Ariz	1	0	1
2t)	Suggs, Bal.	1	0	1
2t)	Timmons, Pit.	1	0	1
2t)	Washington, Bal.	1	0	1

AFC / OFFENSIVE FUMBLE RECOVERIES

Rank	Player, Team	Ret	Yards	Avg	Long	TD
1t)	Collins, Ten.	1	0	0.0	0	0
1t)	Ginn, Mia.	1	0	0.0	0	0
1t)	B. Jones, Ten.	1	0	0.0	0	0
1t)	Leonhard, Bal.	1	0	0.0	0	0

NFC / OFFENSIVE FUMBLE RECOVERIES

Rank	Player, Team	Ret	Yards	Avg	Long	TD
1t)	*D. Jackson, Phi.	1	5	5.0	5	0
1t)	Jackson, Min.	1	0	0.0	0	0
1t)	James, Ariz	1	0	0.0	0	0
1t)	Norwood, Atl.	1	0	0.0	0	0

NFL / OFFENSIVE FUMBLE RECOVERIES

Rank	Player, Team	Ret	Yards	Avg	Long	TD
1t)	*D. Jackson, Phi.	1	5	5.0	5	0
1t)	Collins, Ten.	1	0	0.0	0	0
1t)	Ginn, Mia.	1	0	0.0	0	0
1t)	Jackson, Min.	1	0	0.0	0	0
1t)	James, Ariz	1	0	0.0	0	0
1t)	B. Jones, Ten.	1	0	0.0	0	0
1t)	Leonhard, Bal.	1	0	0.0	0	0
1t)	Norwood, Atl.	1	0	0.0	0	0

AFC / DEFENSIVE FUMBLE RECOVERIES

Rank	Player, Team	Ret	Yards	Avg	Long	TD
1)	Leonhard, Bal.	2	0	0.0	0	0
2t)	Porter, Mia.	1	5	5.0	5	0
2t)	Brock, Ind.	1	0	0.0	0	0
2t)	Gay, Pit.	1	0	0.0	0	0
2t)	Keisel, Pit.	1	0	0.0	0	0
2t)	Suggs, Bal.	1	0	0.0	0	0
2t)	Timmons, Pit.	1	0	0.0	0	0
2t)	Washington, Bal.	1	0	0.0	0	0

NFC / DEFENSIVE FUMBLE RECOVERIES

Rank	Player, Team	Ret	Yards	Avg	Long	TD
1t)	Rolle, Ariz	1	27	27.0	27t	1
1t)	Dockett, Ariz	1	4	4.0	4	0
1t)	Abiamiri, Phi.	1	0	0.0	0	0
1t)	Berry, Ariz	1	0	0.0	0	0
1t)	Evans, Min.	1	0	0.0	0	0
1t)	Parker, Phi.	1	0	0.0	0	0
1t)	Runyan, Phi.	1	0	0.0	0	0
1t)	A. Smith, Ariz	1	0	0.0	0	0

NFL / DEFENSIVE FUMBLE RECOVERIES

Rank	Player, Team	Ret	Yards	Avg	Long	TD
1)	Leonhard, Bal.	2	0	0.0	0	0
2t)	Rolle, Ariz	1	27	27.0	27t	1
2t)	Porter, Mia.	1	5	5.0	5	0
2t)	Dockett, Ariz	1	4	4.0	4	0
2t)	Abiamiri, Phi.	1	0	0.0	0	0
2t)	Berry, Ariz	1	0	0.0	0	0
2t)	Brock, Ind.	1	0	0.0	0	0
2t)	Evans, Min.	1	0	0.0	0	0
2t)	Gay, Pit.	1	0	0.0	0	0
2t)	Keisel, Pit.	1	0	0.0	0	0
2t)	Parker, Phi.	1	0	0.0	0	0
2t)	Runyan, Phi.	1	0	0.0	0	0
2t)	A. Smith, Ariz	1	0	0.0	0	0
2t)	Suggs, Bal.	1	0	0.0	0	0
2t)	Timmons, Pit.	1	0	0.0	0	0
2t)	Washington, Bal.	1	0	0.0	0	0

NFL Team Rankings (Rankings by League)

	BAL	IND	MIA	PIT	SD	TEN	ARI	ATL	CAR	MIN	NYG	PHI
TYds/G	12	3	9	7	5	1	2	11	10	8	6	4
TYds/P	11	2	9	8	6	4	1	12	5	10	7	3
RYds/G	6	10	12	4	7	3	5	11	8	1	2	9
RshAvg	8	9	12	10	5	4	6	11	1	2	3	7
PsYd/G	12	1	6	7	5	4	3	9	8	11	10	2
PasAvg	9	2	8	4	6	5	1	11	10	12	7	3
%HdInt	8	1	11	2	5	4	3	9	12	6	10	7
Sac/PP	6	2t	11	10	12	2t	5	9	8	4	1	7
1D/Gm	12	8	6	7	2	1	3t	3t	9t	9t	9t	5
3D Eff	8	7	12	6	5	9	1	4	10	3	11	2
4D Eff	5t	5t	5t	5t	1t	5t	1t	1t	5t	12	4	5t
PR Avg	2	9	8	4	3	10t	7	5	6	12	10t	1
KR Avg	11	2	5	10	2	4	8	3	6	7	1	9
GPntAv	10	4	8	11	2	1	12	9	3	5	6	7
NPntAv	6	2	7	10	3	8	9	5	2	11	1	4
Pts/Gm	6	7	12	2	5	11	1	4	9	8	10	3
FG%	1t	1t	1t	1t	1t	10	8	1t			9	7

	BAL	IND	MIA	PIT	SD	TEN	ARI	ATL	CAR	MIN	NYG	PHI
TYds/G	5	10t	3	4	9	1	6	10t	12	8	2	7
TYds/P	4	5	6	10	9	1	8	12	3	11	2	7
RYds/G	6	12	11	1	8	2	5	7	10	4	3	9
RshAvg	4	12	11	3	9	1	8	6	7	5	2	10
PsYd/G	8	3	1	10	7	2	9	11	5	12	6	4
PasAvg	4	1	3	8	9	10	5	12	7	11	2	6
%HdInt	4	9	10t	3	10t	10t	1	6t	6t	8	2	5
Sac/PP	4	1	9t	3	8	9t	5	9t	7	2	9t	6
1D/Gm	5	12	4	6	8t	1	8t	2t	11	2t	10	7
3D Eff	2	10	9	3	8	1	7	6	12	4	11	5
4D Eff	7t	12	1t	7t	7t	1t	10	1t	1t	1t	1t	11
PR Avg	4	1	8	7	9	12	6	1	5	10	2	3
KR Avg	8	10	11t	5	3	1	6	4	7	2	11t	9
GPntAv	7t	12	6	2	10	5	11	1	7t	9	3	4
NPntAv	1	12	7	5	4	8	10	3	6	11	9	2
Pts/Gm	2	6t	10	4	8t	1	5	11	12	8t	6t	3
FG%	4t	6t	6t	6t	6t	6t	4t	1	3	6t	6t	2



*2008
PLAYER
THUMBNAIL BIOS*

QUARTERBACKS



2 TODD BOUMAN

Quarterback

Ht / Wt: 6-2, 226

Born: 8/1/72

College: St. Cloud State

Acquired: FA '08

NFL Years: 10

Games Played/Started: (2008, 0/0)

Totals: 42/6

Playoff Totals: 0/0

2008 POSTSEASON - Was a game-day inactive (3rd QB) for all playoff games.

AFC Championship at Pit. (1/18/09) - Listed as the 3rd QB.

Divisional Game at Ten. (1/10/09) - Was inactive (3rd QB) in the 13-10 victory.

Wild Card at Mia. (1/4/09) - Listed as the 3rd QB in the 27-9 win over the Dolphins.

2008 REGULAR SEASON - Was active (listed as the 2nd QB) for the 1st 5 games of the season and was inactive (3rd QB) for games 6-16.

Game 16 vs. Jax. (12/28) - Was listed as the 3rd QB in the 27-7 win over the Jaguars.

Game 15 at Dal. (12/20) - Listed as the 3rd QB against the Cowboys.

Game 14 vs. Pit. (12/14) - Was the 3rd QB against the Steelers.

Game 13 vs. Was. (12/7) - Listed as the 3rd QB in the 34-3 win.

Game 12 at Cin. (11/30) - Was the 3rd QB in the 34-3 win.

Game 11 vs. Phi. (11/23) - Was listed as the the 3rd QB in the 36-7 victory.

Game 10 at NYG (11/16) - Was the 3rd QB against the Giants.

Game 9 at Hou. (11/9) - Listed as the 3rd QB in the 41-13 victory after being re-signed by the Ravens on 11/4.

Game 8 at Cle. (11/2) - Not on roster after being waived on 11/1.

Game 7 vs. Oak. (10/26) - Was listed as the 3rd QB in the 29-10 win.

Game 6 at Mia. (10/19) - Was listed as the 3rd QB in the 27-13 win.

Game 5 at Ind. (10/12) - Was active (2nd QB), but did not play.

Game 4 vs. Ten. (10/5) - Was active (2nd QB), but did not play.

Game 3 at Pit. (9/29) - Was active (2nd QB), but did not play.

Game 2 vs. Cle. (9/21) - Did not play, but was active (2nd QB) in the 28-10 victory.

Game 1 vs. Cin. (9/7) - Was active (2nd QB), but did not play in the 17-10 victory.

2008 Postseason Statistics

Passing	Att	Cmp	Yds	Cmp%	Yds/Att	TD	TD%	Int	Int%	Long	Sack/Lost	Rating
Bouman	0	0	0	0.0	0	0	0.0	0	0.0	0	0/0	0.0

Rushing	No.	Yds	Avg	Long	TD
Bouman	0	0	0.0	0	0

Career Postseason Statistics

Passing	Att	Cmp	Yds	Cmp%	Yds/Att	TD	TD%	Int	Int%	Long	Sack/Lost	Rating
Bouman	0	0	0	0.0	0	0	0.0	0	0.0	0	0/0	0.0

Rushing	No.	Yds	Avg	Long	TD
Bouman	0	0	0.0	0	0

2008 Regular Season Statistics

Passing	Att	Cmp	Yds	Cmp%	Yds/Att	TD	TD%	Int	Int%	Long	Sack/Lost	Rating
Bouman	0	0	0	0.0	0	0	0.0	0	0.0	0	0/0	0.0

Rushing	No.	Yds	Avg	Long	TD
Bouman	0	0	0.0	0	0

Career Statistics

Passing	Att	Cmp	Yds	Cmp%	Yds/Att	TD	TD%	Int	Int%	Long	Sack/Lost	Rating
Bouman	230	129	1,683	56.1	7.3	11	4.8	11	4.8	80t	16/116	75.3

Rushing	No.	Yds	Avg	Long	TD
Bouman	21	86	4.1	21	0

Career Notes: Savvy and experienced veteran quarterback who entered 2008 having played in 42 games, including 6 starts...Began the season with 129 of 230 career passes (56.1%) for 1,683 yards, 11 TDs and 11 INTs, with a long of 80(TD)...Bouman has also rushed 21 times for 86 yards with a long of 21 in his career.



5 JOE FLACCO

Quarterback

Ht / Wt: 6-6, 230

Born: 1/16/85

College: Delaware

Acquired: D1 '08

NFL Years: R

Games Played/Started: (2008, 16/16)

Totals: 16/16

Playoff Totals: 3/3

2008 POSTSEASON - Started all 3 games, becoming the **1st rookie QB in NFL history to win his 1st 2 playoff games**, leading the Ravens to their 1st AFC Championship since 2000...Finished the postseason 33-of-75 for 437 yards, 1 TD and 3 INTs...Flacco also rushed 12 times for 5 yards, including a 5-yard TD.

AFC Championship at Pit. (1/18/09) - Started and was 13-of-30 for 141 yards and 3 INTs against the Steelers.

Divisional Game at Ten. (1/10/09) - Became the **1st rookie QB in NFL history to win his 1st 2 playoff games** after posting an 89.4 QB rating, completing 11 of 22 for 161 yards, his **1st-career TD pass (postseason career-long 48-yard strike)** and no INTs...Flacco also rushed 5 times for 5 yards in the 13-10 win.

Wild Card at Mia. (1/4/09) - Became the 3rd rookie QB in NFL history (since the merger) to win his 1st playoff start and 1st to do it on the road...Flacco completing 9 of 23 for 135 yards, with no INTs...Also rushed 5 times for 8 yards, including a 5-yard TD run (**his 1st-career playoff score**) in the 27-9 victory over the Dolphins.

2008 REGULAR SEASON - Earned the **2008 Diet Pepsi Rookie of the Year Award** as he started all 16 games, connecting on 60% of his passes (257 of 428) for 2,971 yards, 14 TDs and 12 INTs for an 80.3 rating (4th-highest single-season rating in Ravens history)...Flacco also rushed 52 times for 180 yards and 2 TDs, including a career-long 38-yard TD scamper...In addition, Flacco pulled in a 43-yard reception in 2008 while leading the Ravens to an 11-5 record.

Game 16 vs. Jax. (12/28) - **Connected on a career-high-tying 73.9% of his passes** (17 of 23) for a **career-high 297 yards**, posting a 115.8 QB rating in the 27-7 victory.

Game 15 at Dal. (12/20) - Posted a 96.9 QB rating, competing 17 of 25 for 149, with 1 TD and no INTs in the 33-24 win against the Cowboys...Also rushed 4 times for 4 yards.

Game 14 vs. Pit. (12/14) - Was 11-of-28 for 115 yards, with 2 INTs and rushed 1 time for 5 yards against the Steelers.

Game 13 vs. Was. (12/7) - Led the Ravens to a 24-10 win, completing 10 of 21 for 134 yards, 1 TD and 1 INT...Also rushed 4 times for 11 yards and led the team on scoring drives of 55, 65 and 83 yards against the Redskins.

Game 12 at Cin. (11/30) - Named the **NFL Offensive Rookie of the Month** for November (threw for 1,060 yards, 9 TDs and just 2 INTs in the month, leading the Ravens to a 4-1 record)...Completed 65.5% of his passes (19 of 29) for a **career-high 280 yards**, with 2 TDs and no INTs, producing a 119.9 QB rating...Spread the ball around, completing 4 or more passes to 4 players, including TDs of 4 yards (to Todd Heap) and **tied a career-long with a 70-yard TD strike** to Mark Clayton...Also rushed 3 times for 15 yards against the Bengals.

Game 11 vs. Phi. (11/23) - Posted a 95.5 QB rating, completing 12 of 26 passes for 183 yards, 2 TDs and no INTs...Led the Ravens on 4 scoring drives and posted his 3rd multi-TD and no INT game of the season in the 36-7 victory.

Game 10 at NYG (11/16) - Completed 60.6% of his passes (20 of 33) for 164 yards, 1 TD and 2 INTs...Also led the team with a **career-high 57 rushing yards** on 6 carries...His 1st INT against the Giants broke a string of 124 consecutive passes without a pick.

Game 9 at Hou. (11/9) - Controlled the game, completing 15 of 23 (65.2%) for 185 yards, 2 TDs and 0 INTs for a 118.9 QB rating...Posted his 2nd-consecutive game (and 3rd in the last 4 games) with a QB rating of at least 100.

Game 8 at Cle. (11/2) - Earned **AFC Offensive Player of the Week** honors after he had another tremendous game, completing 17 of 29 passes for 248 yards and posted **a career-high 2 TDs** (his **1st-career multi-TD game**)...He led the Ravens on scoring drives of 19, 47, 66, 79 and 42 yards against the Browns.

Game 7 vs. Oak. (10/26) - Earned **NFL Rookie of the Week** honors when he was involved in every part of the offensive game plan, completing 12 of 24 passing for 140 yards, 1 TD and no INTs, including a **career-long 70-yard TD strike** to WR Demetrius Williams...Flacco also rushed 4 times for 23 yards and a TD and pulled in his **1st-career reception for 43 yards** from Troy Smith in the 29-10 victory.

Game 6 at Mia. (10/19) - Earned **NFLPA Rookie of the Week** honors after he established **career highs in QB rating (120.2)** and **completion percentage (73.9%)**, completing 17 of 23 for 232 yards, 1 TD and no INTs in the 27-13 victory...He also rushed 2 times for 3 yards, leading the Ravens to 22 1st downs and 5 scoring drives.

Game 5 at Ind. (10/12) - Set **career highs attempts (38), completions (28 - most for a Ravens QB since 11/12/06), yards (241)** and his then-longest completion (54)...Also rushed 3 times for 12 yards against the Colts.

Game 4 vs. Ten. (10/5) - Completed 66.6% of his passes (18 of 27) for 153 yards and 2 INTs and rushed 2 times for 4 yards.

Game 3 at Pit. (9/29) - Posted an 81.7 QB rating, threw for 192 yards and threw his **1st-career TD pass** on 16-of-31 passing against the Steelers.

Game 2 vs. Cle. (9/21) - Started and completed 68.4% of his passes (13 of 19) for 129 yards and 2 INTs...Led the Ravens to 21 1st downs and held the ball for 37:48 in the 28-10 win against the Browns.

Game 1 vs. Cin. (9/7) - **Started his 1st-career NFL game** and led the Ravens to a 17-10 win by completing 15 of 29 attempts for 129 yards...Flacco also rushed 4 times for 37 yards, including his **1st-career rushing TD** on a **career-long 38-yard run** against the Bengals...The run was the longest in NFL history by a QB making his debut.

2008 Postseason Statistics

Passing	Att	Cmp	Yds	Cmp%	Yds/Att	TD	TD%	Int	Int%	Long	Sack/Lost	Rating
Flacco	75	33	437	44.0	5.83	1	1.3	3	4.0	48t	3/16	50.8

Rushing	No.	Yds	Avg	Long	TD
Flacco	12	5	0.4	5t	1

Career Postseason Statistics

Passing	Att	Cmp	Yds	Cmp%	Yds/Att	TD	TD%	Int	Int%	Long	Sack/Lost	Rating
Flacco	75	33	437	44.0	5.83	1	1.3	3	4.0	48t	3/16	50.8

Rushing	No.	Yds	Avg	Long	TD
Flacco	12	5	0.4	5t	1

2008 Regular Season Statistics

Passing	Att	Cmp	Yds	Cmp%	Yds/Att	TD	TD%	Int	Int%	Long	Sack/Lost	Rating
Flacco	428	257	2,971	60.0	6.94	14	3.3	12	2.8	70t	32/276	80.3

Rushing	No.	Yds	Avg	Long	TD
Flacco	52	180	3.5	38t	2

Receiving	No.	Yds	Avg	Long	TD
Flacco	1	43	43.0	43	0

Career Statistics

<u>Passing</u>	<u>Att</u>	<u>Cmp</u>	<u>Yds</u>	<u>Cmp%</u>	<u>Yds/Att</u>	<u>TD</u>	<u>TD%</u>	<u>Int</u>	<u>Int%</u>	<u>Long</u>	<u>Sack/Lost</u>	<u>Rating</u>
Flacco	428	257	2,971	60.0	6.94	14	3.3	12	2.8	70t	32/276	80.3

<u>Rushing</u>	<u>No.</u>	<u>Yds</u>	<u>Avg</u>	<u>Long</u>	<u>TD</u>
Flacco	52	180	3.5	38t	2

<u>Receiving</u>	<u>No.</u>	<u>Yds</u>	<u>Avg</u>	<u>Long</u>	<u>TD</u>
Flacco	1	43	43.0	43	0

Career Notes: Drafted 18th overall in the 1st round of the 2008 NFL Draft...Earned 1st-team All-American honors from *The NFL Draft Report* and *Pro Football Weekly* as a senior...In 2 seasons, set 20 University of Delaware records, including career marks for completions (595) and attempts (938), and season records for completions (331), attempts (521) and yards (4,263).

	10 TROY SMITH					Quarterback
	Ht / Wt: 6-0, 215	Born: 7/20/84	College: Ohio State	Acquired: D5 '07	NFL Years: 2	
Games Played/Started: (2008, 6/0)		Totals: 10/2		Playoff Totals: 1/0		

2008 POSTSEASON - Saw action in 1 postseason game, rushing 1 time for 2 yards.

AFC Championship at Pit. (1/18/09) - Listed as the 2nd QB, but did not see action against the Steelers.

Divisional Game at Ten. (1/10/09) - Was active, but did not play in the 13-10 win over the Titans.

Wild Card at Mia. (1/4/09) - Saw action at QB, rushing 1 time for 2 yards in the 27-9 win over the Dolphins.

2008 REGULAR SEASON - Saw action in 6 games (was inactive the 1st 5 games of the season due to an illness), completing 3 of 4 pass attempts for 82 yards, 1 TD and no INTs for a 156.3 QB rating...Smith also rushed 9 times for 24 yards and caught 1 pass (from Flacco) for 36 yards.

Game 16 vs. Jax. (12/28) - Subbed, playing extensively in the 4th quarter, completing 1 of 2 passes for 25 yards in the 27-7 victory...Also caught 1 pass (from Flacco) for 36 yards.

Game 15 at Dal. (12/20) - Saw action from scrimmage, running the option in the 33-24 win over Dallas.

Game 14 vs. Pit. (12/14) - Listed as the Ravens 2nd QB, but did not see action against the Steelers.

Game 13 vs. Was. (12/7) - Was active (2nd QB), but did not see action against the Redskins.

Game 12 at Cin. (11/30) - Saw action off the bench and rushed 3 times for 4 yards in the 34-3 win.

Game 11 vs. Phi. (11/23) - Was the 2nd QB, but did not play in the 36-7 win against the Eagles.

Game 10 at NYG (11/16) - Was active (2nd QB), but did not see any action against the Giants.

Game 9 at Hou. (11/9) - Saw action from scrimmage and completed his only pass of the game, a 14-yard TD to TE Todd Heap...Also rushed twice for 6 yards against the Texans.

Game 8 at Cle. (11/2) - Subbed from scrimmage and rushed 1 time for 1 yard in the 37-27 victory.

Game 7 vs. Oak. (10/26) - Saw his 1st action of the season (Ravens debuted a 2-QB package)...Rushed 3 times for 13 yards and completed his only pass attempt to QB Joe Flacco for a 43-yard gain, which led to a FG in the 29-10 win.

Game 6 at Mia. (10/19) - Was active (2nd QB), but did not play in the 27-13 win.

Game 5 at Ind. (10/12) - Was a game-day inactive (3rd QB) against the Colts.

Game 4 vs. Ten. (10/5) - Listed as the 3rd QB, but did dress for the 1st time this season.

Game 3 at Pit. (9/29) - Was listed as the 3rd QB against the Steelers.

Game 2 vs. Cle. (9/21) - Was a game-day inactive (3rd QB) in the 28-10 victory.

Game 1 vs. Cin. (9/7) - Was listed as the 3rd QB in the 17-10 win.

2008 Postseason Statistics

<u>Passing</u>	<u>Att</u>	<u>Cmp</u>	<u>Yds</u>	<u>Cmp%</u>	<u>Yds/Att</u>	<u>TD</u>	<u>TD%</u>	<u>Int</u>	<u>Int%</u>	<u>Long</u>	<u>Sack/Lost</u>	<u>Rating</u>
Smith	0	0	0	0.0	0.0	0	0.0	0	0.0	0	0/0	0.0

<u>Rushing</u>	<u>No.</u>	<u>Yds</u>	<u>Avg</u>	<u>Long</u>	<u>TD</u>
Smith	1	2	2.0	2	0

Career Postseason Statistics

<u>Passing</u>	<u>Att</u>	<u>Cmp</u>	<u>Yds</u>	<u>Cmp%</u>	<u>Yds/Att</u>	<u>TD</u>	<u>TD%</u>	<u>Int</u>	<u>Int%</u>	<u>Long</u>	<u>Sack/Lost</u>	<u>Rating</u>
Smith	0	0	0	0.0	0.0	0	0.0	0	0.0	0	0/0	0.0

<u>Rushing</u>	<u>No.</u>	<u>Yds</u>	<u>Avg</u>	<u>Long</u>	<u>TD</u>
Smith	1	2	2.0	2	0

2008 Regular Season Statistics

<u>Passing</u>	<u>Att</u>	<u>Cmp</u>	<u>Yds</u>	<u>Cmp%</u>	<u>Yds/Att</u>	<u>TD</u>	<u>TD%</u>	<u>Int</u>	<u>Int%</u>	<u>Long</u>	<u>Sack/Lost</u>	<u>Rating</u>
Smith	4	3	82	75.0	20.5	1	25.0	0	0.0	43	1/1	156.3

<u>Rushing</u>	<u>No.</u>	<u>Yds</u>	<u>Avg</u>	<u>Long</u>	<u>TD</u>
Smith	9	24	2.7	8	0

<u>Receiving</u>	<u>No.</u>	<u>Yds</u>	<u>Avg</u>	<u>Long</u>	<u>TD</u>
Smith	1	36	36.0	36	0

Career Statistics

<u>Passing</u>	<u>Att</u>	<u>Cmp</u>	<u>Yds</u>	<u>Cmp%</u>	<u>Yds/Att</u>	<u>TD</u>	<u>TD%</u>	<u>Int</u>	<u>Int%</u>	<u>Long</u>	<u>Sack/Lost</u>	<u>Rating</u>
Smith	80	43	534	53.8	6.7	3	3.8	0	0.0	79t	5/30	87.2

<u>Rushing</u>	<u>No.</u>	<u>Yds</u>	<u>Avg</u>	<u>Long</u>	<u>TD</u>
Smith	21	78	3.7	14	1

<u>Receiving</u>	<u>No.</u>	<u>Yds</u>	<u>Avg</u>	<u>Long</u>	<u>TD</u>
Smith	1	36	36.0	36	0

Career Notes: Saw action in 4 games, starting 2 as a rookie in relief of injured starters Steve McNair and Kyle Boller in 2007...Completed 40 of 76 passes for 452 yards (including a Ravens' season-long 79-yard TD strike to WR Derrick Mason), 2 TDs and no INTs...Also rushed 12 times for 54 yards and a TD, including 5 for 1st downs, with 4 coming on 3rd down.

RUNNING BACKS



33 LE'RON McCLAIN

Fullback

Ht / Wt: 6-0, 260

Born: 12/27/84

College: Alabama

Acquired: D4b '07

NFL Years: 2

Games Played/Started: (2007, 16/16)

Totals: 32/27

Playoff Totals: 3/3

2008 POSTSEASON - Started all 3 games (2 at RB and 1 at FB) and carried the ball 32 times for 90 yards and a TD.

AFC Championship at Pit. (1/18/09) - Started at FB and carried the ball 1 time for 3 yards...Also helped pave the way for the Ravens to rush for 73 yards and 2 TDs against the Steelers.

Divisional Game at Ten. (1/10/09) - Started and carried the ball 12 times for 12 yards despite being slowed by an ankle injury in the 13-10 victory.

Wild Card at Mia. (1/4/09) - **Started his 1st-career playoff game** and led the team with 19 carries for 75 yards and an 8-yard TD run in the 27-9 win over the Dolphins.

2008 REGULAR SEASON - Named to his **1st Pro Bowl**, starting all 16 games for the 1st time in his career...He led the team with **career highs in every category, with 232 rushing attempts for 902 yards** (8th in AFC), **10 TDs** (T-3rd AFC), **including tying a franchise record with an 82-yard TD scamper**...McClain also pulled in 19 receptions for 123 yards and a TD...McClain's 66 points in 2008 tied for 5th in the AFC and 13th in the NFL among non-kickers.

Game 16 vs. Jax. (12/28) - **Tied a career-high with 25 carries** for 70 yards and **tied a career-high with 2 TDs** in the 27-7 win.

Game 15 at Dal. (12/20) - Carried the ball 22 times and ran for a **career-high 139 yards** (6.3 avg.), including a **career-long 82-yard TD run** to seal the victory...Also had 1 reception for 4 yards in the 33-24 win.

Game 14 vs. Pit. (12/14) - Led the Ravens with a game-high 87 rushing yards on 23 carries against the Steelers.

Game 13 vs. Was. (12/7) - Ran for a game-high 61 yards and 1 TD on 20 carries in the 24-10 victory over the Redskins.

Game 12 at Cin. (11/30) - Started at RB and toted the ball a **career-high 25 times** for 86 yards, with a long of 10 in the 34-3 victory.

Game 11 vs. Phi. (11/23) - Rushed for 88 yards on 18 carries (4.9 avg.) and a TD against the Eagles in the 36-7 victory.

Game 10 at NYG (11/16) - Hauled in 3 receptions for 31 yards and 1 TD and rushed twice for 10 yards against the Giants.

Game 9 at Hou. (11/9) - Carried the ball 4 times for 19 yards (4.8 avg.) and pulled in 1 reception for 6 yards in the 41-13 win.

Game 8 at Cle. (11/2) - Carried the ball 14 times for 34 yards and a TD...Also had 1 reception for 3 yards while helping clear the way for the Ravens to rush for a season-high 193 yards.

Game 7 vs. Oak. (10/26) - Rushed 7 times for 32 yards, including a long of 14, and pulled in a pass for 1 yard in the 29-10 win.

Game 6 at Mia. (10/19) - Carried the ball 6 times for 17 yards and had 3 catches for 10 yards in the 27-13 victory.

Game 5 at Ind. (10/12) - Had 1 catch for 2 yards and rushed twice for -2 yards against the Colts.

Game 4 vs. Ten. (10/5) - Posted 51 yards and a TD on 11 carries (4.6 avg.) and hauled in 2 receptions for 12 yards.

Game 3 at Pit. (9/29) - Led the Ravens with 16 carries for 63 yards and a TD...Also had 3 catches for 26 yards against the Steelers.

Game 2 vs. Cle. (9/21) - Carried the ball a team-high 17 times for 66 yards and a **career-high 2 TDs** (his **1st-career rushing TDs**)...Also hauled in a reception for 4 yards against Cleveland.

Game 1 vs. Cin. (9/7) - Started and led the Ravens as he posted 19 carries for 86 yards (4.5 avg.)...Also hauled in 2 receptions for 24 yards against the Bengals.

2008 Postseason Statistics

	Rushing					Receiving				
	No.	Yds	Avg	Long	TD	No.	Yds	Avg	Long	TD
McClain	32	90	2.8	11	1	0	0	0.0	0	0

Career Postseason Statistics

	Rushing					Receiving				
	No.	Yds	Avg	Long	TD	No.	Yds	Avg	Long	TD
McClain	32	90	2.8	11	1	0	0	0.0	0	0


2008 Regular Season Statistics

	Rushing					Receiving				
	No.	Yds	Avg	Long	TD	No.	Yds	Avg	Long	TD
McClain	232	902	3.9	82t	10	19	123	6.5	25	1

Career Statistics

	Rushing					Receiving				
	No.	Yds	Avg	Long	TD	No.	Yds	Avg	Long	TD
McClain	240	920	3.8	82t	10	28	178	6.4	25	2

Career Notes: Played in all 16 games, earning 11 starts as a rookie in 2007...Helped pave the way for the Ravens to rush for 1,797 yards and 11 TDs...McClain carried the ball 8 times for 18 yards (converted 2 for 1st downs) and hauled in 9 receptions for 55 yards and a TD.



23 WILLIS MCGAHEE

Running Back

Ht / Wt: 6-0, 232

Born: 10/21/81

College: Miami (FL)

Acquired: TR (BUF) '07

NFL Years: 6

Games Played/Started: (2008, 13/8)

Totals: 74/63

Playoff Totals: 3/1

2008 POSTSEASON - Saw action in all 3 games, starting 1 (AFC Championship) and led the Ravens with 39 carries for 154 yards and 2 TDs, including a long of 48...Also grabbed 4 receptions for 26 yards.

AFC Championship at Pit. (1/18/09) - Started and led the team, posting **postseason career highs with 20 rushes for 60 yards and 2 TDs**...Also had 2 receptions for 13 yards before leaving the game with a neck injury.

Divisional Game at Ten. (1/10/09) - Saw action off the bench and led the team with 12 rushing attempts for 32 yards...Also had 1 catch for 4 yards in the 13-10 win.

Wild Card at Mia. (1/4/09) - **Saw action in his 1st-career playoff game**, finishing the contest with 7 rushes for 62 yards (8.9 avg), including a game-long 48-yard scamper...McGahee also had 1 reception for 9 yards in the 27-9 victory.

2008 REGULAR SEASON - Played in 13 games, including 8 starts and finished 2nd on the team, carrying the ball 170 times for 671 yards and 7 scores, including a **career-long 77-yard TD run**...Also had 24 receptions for 173 yards.

Game 16 vs. Jax. (12/28) - Saw action off the bench and rushed 4 times for 24 yards (6.0 avg.), including a 13-yard TD run...Also pulled in 2 receptions for 25 yards in the 27-7 victory.

Game 15 at Dal. (12/20) - Subbed off the bench and carried the ball 8 times for 108 yards, including a **career-long 77-yard TD run**, for a 13.5 yards per rush average against the Cowboys...Also had 3 receptions for 21 yards in the 33-24 victory.

Game 14 vs. Pit. (12/14) - Saw action off the bench, carried the ball 6 times for 18 yards and hauled in 2 receptions for 15 yards against the Steelers.

Game 13 vs. Was. (12/7) - Started and carried the ball 11 times for 32 yards before leaving the game with a shoulder injury and mild concussion in the 24-10 win.

Game 12 at Cin. (11/30) - Was active, but did not play in the 34-3 victory over the Bengals.

Game 11 vs. Phi. (11/23) - Started and carried the ball 7 times for 8 yards in the 36-7 victory over the Eagles.

Game 10 at NYG (11/16) - Started and carried the ball 9 times for 18 yards and had 2 receptions for 7 yards against the Giants.

Game 9 at Hou. (11/9) - Saw action off the bench and led the team with 25 carries for 112 yards (4.5 avg.) and 2 TDs, his 2nd 100-yard rushing game in the last 4 contests...Converted 10 rushing 1st downs and had 1 reception for 9 yards in the 41-13 win.

Game 8 at Cle. (11/2) - Was active, but did not play (ankle) in the 37-27 win.

Game 7 vs. Oak. (10/26) - Rushed 23 times for 58 yards and a TD against the Raiders...Also had 2 receptions in the 29-10 win.

Game 6 at Mia. (10/19) - Saw action off the bench and posted his 1st 100-yard rushing game of the season, leading the team with 19 carries for 105 yards (5.5 avg.) and a TD...Also pulled in 2 receptions for 47 yards in the 27-13 win.

Game 5 at Ind. (10/12) - Carried the ball 8 times for 18 yards and had 4 receptions for 26 yards against the Colts.

Game 4 vs. Ten. (10/5) - Led the Ravens with 22 carries for 64 yards and pulled in a reception for 2 yards.

Game 3 at Pit. (9/29) - Started and rushed for 42 yards on 13 carries and hauled in 3 passes for 19 yards before leaving the game with a chest injury.

Game 2 vs. Cle. (9/21) - Started and carried the ball 15 times for 64 yards (4.3 avg.), including a long of 10 and a TD...Also had 1 reception for 10 yards despite missing parts of the game due to a lacerated eyelid.

Game 1 vs. Cin. (9/7) - Was active, but did not play (knee).

2008 Postseason Statistics

	Rushing					Receiving				
	No.	Yds	Avg	Long	TD	No.	Yds	Avg	Long	TD
McGahee	39	154	3.9	48	2	4	26	6.5	11	0

Career Postseason Statistics

	Rushing					Receiving				
	No.	Yds	Avg	Long	TD	No.	Yds	Avg	Long	TD
McGahee	39	154	3.9	48	2	4	26	6.5	11	0

2008 Regular Season Statistics

	Rushing					Receiving				
	No.	Yds	Avg	Long	TD	No.	Yds	Avg	Long	TD
McGahee	170	671	3.9	77t	7	24	173	7.2	35	0

Career Statistics

	Rushing					Receiving				
	No.	Yds	Avg	Long	TD	No.	Yds	Avg	Long	TD
McGahee	1,332	5,243	3.9	77t	38	135	907	6.7	56	1

Career Notes: Earned his **1st Pro Bowl appearance** in 2007, leading the Ravens with a **career-high 294 carries** for 1,207 yards (4th in the AFC and 8th in the NFL), with a long of 46t and 7 TDs...McGahee also finished 3rd on the team with **43 receptions for 231 yards and a TD (all career highs)**...He is a fearless, aggressive and strong runner with explosive speed who can pick up the tough yards...Has soft hands out of the backfield and can protect the QB with blocking skills.



42 LORENZO NEAL

Fullback

Ht / Wt: 5-11, 255

Born: 12/27/70

College: Fresno State

Acquired: FA '08

NFL Years: 16

Games Played/Started: (2008, 16/5)

Totals: 239/138

Playoff Totals: 11/6

2008 POSTSEASON - Saw action in all 3 games, starting 2, and helped pave the way for the Ravens to rush for 274 yards and 4 TDs...The team allowed just 3 sacks in 75 pass attempts in the playoffs.

AFC Championship at Pit. (1/18/09) - Saw action off the bench and helped pave the way for the Ravens to out-rush the Steelers and score 2 TDs on the ground.

Divisional Game at Ten. (1/10/09) - Started and helped protect QB Joe Flacco, not allowing a sack, giving Flacco time to post an 89.4 QB rating and throw for 161 yards, 1 TD (his 1st-career postseason TD pass) and no INTs...Also carried the ball 1 time for 1 yard and had a reception for 7 yards in the 13-10 win.

Wild Card at Mia. (1/4/09) - Started, posting 1 reception for 8 yards and 1 carry for 4 yards and helped pave the way for the Ravens to average 4.6 yards per rush with 151 yards on 33 carries...Also helped protect QB Joe Flacco, as the Ravens did not allow a sack in the 27-9 victory over the Dolphins.

2008 REGULAR SEASON - Played in all 16 games, including 5 starts...Carried the ball 12 times for 25 yards...Pulled in 7 passes for 35 yards...Neal paved the way for the Ravens to rush for 2,376 yards and a franchise-record 20 TDs, including 902 yards and 10 TDs by Pro Bowl FB Le'Ron McClain...He also helped protect rookie QB Joe Flacco, allowing him to complete 257 for 428 passes (60.0%) for 2,971 yards and 14 TDs for an 80.3 QB rating (4th-best single-season mark in franchise history).

Game 16 vs. Jax. (12/28) - Started and carried the ball 2 times for 3 yards and had a reception for 6 yards, while helping protect QB Joe Flacco, allowing him to complete 73.9% of his passes for a career-high 297 yards in the 27-7 win over the Jaguars.

Game 15 at Dal. (12/20) - Started and helped pave the way for the Ravens to rush for 265 yards and 2 TDs...Also helped protect Flacco, allowing him to post a 96.9 QB rating, throwing for 149 yards, 1 TD and no INTs in the 33-24 win.

Game 14 vs. Pit. (12/14) - Started and pulled in 2 receptions for 15 yards and carried the ball 1 time for 2 yards against the Steelers.

Game 13 vs. Was. (12/7) - Saw action off the bench and helped protect QB Joe Flacco, not allowing a sack in the 24-10 win.

Game 12 at Cin. (11/30) - Started and helped pave the way for the Ravens to rush for 147 yards against the Bengals...Also carried the ball 1 time for 1 yard and pulled in a reception for 4 yards in the 34-3 win.

Game 11 vs. Phi. (11/23) - Saw action off the bench and carried the ball 2 times for 4 yards in the 36-7 win against the Eagles.

Game 10 at NYG (11/16) - **Started his 1st game as a Raven** and helped protect QB Joe Flacco, allowing him to complete 60.6% of his passes and holding the Giants to just 1 sack.

Game 9 at Hou. (11/9) - Subbed and helped pave the way for the Ravens to rush for 2 TDs and average 4.1 yards per carry (162 yards on 40 carries) in the 41-13 victory.

Game 8 at Cle. (11/2) - Subbed from scrimmage and helped open holes, allowing the Ravens to rush for a season-high 193 yards in the 37-27 victory...Also carried the ball 1 time for 2 yards.

Game 7 vs. Oak. (10/26) - Helped pave the way for the Ravens to rush for 192 yards and 2 TDs in the 29-10 victory against the Raiders.

Game 6 at Mia. (10/19) - Subbed and helped pave the way for the Ravens to rush for 140 yards, averaging 4.0 yards per carry against the Dolphins...Also carried the ball 1 time for 2 yards.

Game 5 at Ind. (10/12) - Subbed and helped protect Flacco, allowing him to set career highs with a 73.7 completion percentage and 241 passing yards.

Game 4 vs. Ten. (10/5) - Saw action off the bench and carried the ball 2 times for 4 yards, and helped open holes, allowing the Ravens to rush for 132 yards.

Game 3 at Pit. (9/29) - Subbed and opened holes, allowing the Ravens to rush for 103 yards and a TD against the Steelers...Also had a KOR for 2 yards.

Game 2 vs. Cle. (9/21) - Carried the ball 1 time for 2 yards and helped the Ravens keep moving the chains, as the offense held the ball for 13:18 in the 4th quarter against the Browns.

Game 1 vs. Cin. (9/7) - Saw action off the bench and helped pave the way for the Ravens to rush for 229 yards (5.0 avg.) and pulled in a reception, good for 13 yards.

2008 Postseason Statistics

	Rushing					Receiving				
	No.	Yds	Avg	Long	TD	No.	Yds	Avg	Long	TD
Neal	2	5	2.5	4	0	2	15	7.5	8	0

Career Postseason Statistics

	Rushing					Receiving				
	No.	Yds	Avg	Long	TD	No.	Yds	Avg	Long	TD
Neal	6	13	2.2	4	0	5	36	7.2	11	0


2008 Regular Season Statistics

	Rushing					Receiving				
	No.	Yds	Avg	Long	TD	No.	Yds	Avg	Long	TD
Neal	12	25	2.1	5	0	7	35	5.0	13	0

Career Statistics

	Rushing					Receiving				
	No.	Yds	Avg	Long	TD	No.	Yds	Avg	Long	TD
Neal	226	807	3.6	74t	6	199	1,086	5.5	69t	12

Career Notes: *Four-time Pro Bowl* and *3-time All-Pro* performer...Smash-mouth FB who is the standard to which all lead blockers are measured...Neal has been a lead blocker for 11 straight 1,000-yard rushers and a Pro Bowl starter for the last 4 seasons.

	38 JALEN PARMELE					<i>Running Back</i>				
	Ht / Wt: 5-11, 220	Born: 12/30/85	College: Toledo	Acquired: FA '08	NFL Years: R					
Games Played/Started: (2008, 1/0)		Totals: 1/0		Playoff Totals: 0/0						

2008 POSTSEASON - Was listed as a game-day inactive for all 3 postseason games.

AFC Championship at Pit. (1/18/09) - Was a game-day inactive against the Steelers.

Divisional Game at Ten. (1/10/09) - Listed as a game-day inactive in the 13-10 victory.

Wild Card at Mia. (1/4/09) - Was a game-day inactive in the 27-9 win over the Dolphins.

2008 REGULAR SEASON - Saw action in 1 game (*1st-career NFL action*) and carried the ball 2 times for 27 yards, after being signed to the Ravens' active roster on 12/10/08.

Game 16 vs. Jax. (12/28) - *Saw action in his 1st-career game* and posted his *1st-career carry*, finishing the game with 2 rushes for 27 yards in the 27-7 win over the Jaguars.

Game 15 at Dal. (12/20) - Was active, but did not see action in the 33-24 win.

Game 14 vs. Pit. (12/14) - Was a game-day inactive against the Steelers after being signed by the Ravens on 12/10.

2008 Postseason Statistics

	Rushing					Receiving				
	No.	Yds	Avg	Long	TD	No.	Yds	Avg	Long	TD
Parmele	0	0	0.0	0	0	0	0	0.0	0	0

Career Postseason Statistics

	Rushing					Receiving				
	No.	Yds	Avg	Long	TD	No.	Yds	Avg	Long	TD
Parmele	0	0	0.0	0	0	0	0	0.0	0	0

2008 Regular Season Statistics

	Rushing					Receiving				
	No.	Yds	Avg	Long	TD	No.	Yds	Avg	Long	TD
Parmele	2	27	13.5	31	0	0	0	0.0	0	0

Career Statistics

	Rushing					Receiving				
	No.	Yds	Avg	Long	TD	No.	Yds	Avg	Long	TD
Parmele	2	27	13.5	31	0	0	0	0.0	0	0

Career Notes: Smooth, aggressive athlete who can gain the tough yards and is sure-handed out of the backfield...Was inactive for the 1st 3 games of the 2008 season for the Miami Dolphins before being signed to their practice squad...Totaled 589 carries for 3,119 yards (5.3 avg.), with 28 TDs as a 4-time letterman at Toledo (2004-07)...Originally a 6th round draft pick (176th overall) by the Miami Dolphins in the 2008 NFL Draft.



27 RAY RICE

Running Back

Ht / Wt: 5-8, 205

Born: 1/22/87

College: Rutgers

Acquired: D2 '08

NFL Years: R

Games Played/Started: (2008, 13/4)

Totals: 13/4

Playoff Totals: 2/0

2008 POSTSEASON - Had 3 receptions for 43 yards and 1 rush for 2 yards in 2 games (did not see action in the Wild Card contest) for the Ravens.

AFC Championship at Pit. (1/18/09) - Subbed and tied for the team lead with 3 receptions for a team-leading 43 yards...Also carried the ball 1 time for 2 yards against the Steelers.

Divisional Game at Ten. (1/10/09) - **Saw action in his 1st-career postseason game**, but did not carry the ball in the 13-10 win.

Wild Card at Mia. (1/4/09) - Was active, but did not see any action in the 27-9 win over the Dolphins.

2008 REGULAR SEASON - Saw action in 13 games, including 4 starts as a rookie (missed final 3 games of the regular season with a lower leg injury)...Rice finished 3rd on the team with 107 carries for 454 yards, including a long of 60...Also finished 4th on the team with 33 receptions for 273 yards.

Game 16 vs. Jax. (12/28) - Was a game-day inactive (lower leg) in the 27-7 win over the Jaguars.

Game 15 at Dal. (12/20) - Listed as a game-day inactive (lower leg) in the 33-24 win over the Cowboys.

Game 14 vs. Pit. (12/14) - Was a game-day inactive (lower leg) against the Steelers.

Game 13 vs. Was. (12/7) - Carried the ball 3 times for 31 yards and had 2 receptions for 9 yards before leaving the game with a lower leg injury in the 24-10 victory.

Game 12 at Cin. (11/30) - Subbed and carried the ball 11 times for 41 yards against the Bengals...Also had 4 receptions for 14 yards in the 34-3 victory.

Game 11 vs. Phi. (11/23) - Saw action off the bench and tied for the team lead with 3 receptions for 42 yards...Also carried the ball 8 times for 7 yards in the 36-7 win.

Game 10 at NYG (11/16) - Finished 2nd on the team with 4 receptions for 18 yards and carried the ball 8 times for 19 yards against the Giants.

Game 9 at Hou. (11/9) - Started at RB and carried the ball 7 times for 17 yards and had 2 receptions for 2 yards in the 41-13 victory at Houston.

Game 8 at Cle. (11/2) - Started and exploded for 176 total yards, carrying the ball 21 times for a **career-high 154 rushing yards** - the most by any RB in the NFL in week 9, including a **career-long 60-yard romp**, which set up a Matt Stover go-ahead FG in the 4th quarter...Also pulled in 3 receptions for 22 yards and had 1 KOR for 6 yards in the 37-27 win.

Game 7 vs. Oak. (10/26) - Rushed for 64 rushing yards on 8 carries (8.0 avg.) and led the team with 3 receptions for 37 yards in the 29-10 victory...Also returned 2 kicks for 54 yards (27.0 avg.) against Oakland.

Game 6 at Mia. (10/19) - Started and toted the ball 7 times for 13 yards and pulled in 2 receptions for 47 yards, including a **career-long 40-yard catch**...Rice also returned 4 kicks for 101 yards (25.3 avg.) against the Dolphins.

Game 5 at Ind. (10/12) - Subbed and posted **career highs with 7 receptions for 64 yards** and carried the ball 6 times for 23 yards.

Game 4 vs. Ten. (10/5) - Saw action from scrimmage, but did not carry the ball against Tennessee.

Game 3 at Pit. (9/29) - Subbed and carried the ball 1 time for no yards against the Steelers.

Game 2 vs. Cle. (9/21) - Saw action off the bench and had 5 carries for 21 yards, helping the Ravens to post 151 yards rushing and hold on to the ball for 37:48 against the Browns.

Game 1 vs. Cin. (9/7) - **Started his 1st-career NFL game** and carried the ball 22 times for 64 yards, with a long of 10...Rice also hauled in 3 receptions for 19 yards.

2008 Postseason Statistics

	Rushing					Receiving				
	No.	Yds	Avg	Long	TD	No.	Yds	Avg	Long	TD
Rice	1	2	2.0	2	0	3	43	14.3	22	0

Career Postseason Statistics

	Rushing					Receiving				
	No.	Yds	Avg	Long	TD	No.	Yds	Avg	Long	TD
Rice	1	2	2.0	2	0	3	43	14.3	22	0

2008 Regular Season Statistics

	Rushing					Receiving				
	No.	Yds	Avg	Long	TD	No.	Yds	Avg	Long	TD
Rice	107	454	4.2	60	0	33	273	8.3	40	0

	KO Returns				
	No.	Yds	Avg	Long	TD
Rice	7	161	23.0	30	0

Career Statistics

	Rushing					Receiving				
	No.	Yds	Avg	Long	TD	No.	Yds	Avg	Long	TD
Rice	107	454	4.2	60	0	33	273	8.3	40	0

Career Notes: The 55th-overall selection (2nd round) of the 2008 NFL Draft...**Two-time All-America 2nd-team** honoree and **2007 Doak Walker Award finalist**...In 38 career games for the Scarlet Knights, Rice set **all-time school rushing records with 910 attempts for 4,926 yards (5.4 avg.), 49 TDs and a long run of 90 yards.**

WIDE RECEIVERS



89 MARK CLAYTON

Wide Receiver

Ht / Wt: 5-10, 190

Born: 7/2/82

College: Oklahoma

Acquired: D1 '05

NFL Years: 4

Games Played/Started: (2008, 16/13)

Totals: 62/47

Playoff Totals: 4/3

2008 POSTSEASON - Started all 3 games and finished 2nd on the team with 6 receptions for 79 yards, with a long of 37.

AFC Championship at Pit. (1/18/09) - Started and had 2 receptions for 18 yards against the Steelers.

Divisional Game at Ten. (1/10/09) - Started and pulled in 2 receptions for 45 yards (22.5 avg.), including a **postseason career-long 37-yard grab** in the 13-10 win.

Wild Card at Mia. (1/4/09) - Started and had 2 receptions for 16 yards in the 27-9 victory over the Dolphins.

2008 REGULAR SEASON - Saw action in all 16 games, including 13 starts and finished 2nd on the team with 41 receptions for 695 yards and 3 TDs...Clayton posted 2 100-yard receiving games and TD receptions of 47 and 53 yards and a season-long 70-yarder against the Bengals (11/30)...Clayton also carried the ball 6 times for a **career-high 81 yards**, including a **career-long 42-yard TD romp**, and threw the ball 1 time for a 32-yard TD (**1st-career TD pass**).

Game 16 vs. Jax. (12/28) - Started and hauled in 4 receptions for a team-leading 128 yards (32.0 avg.), including a long of 48 in the 27-7 win over the Jaguars.

Game 15 at Dal. (12/20) - Subbed (Ravens started in a 2-TE set) and pulled in 4 receptions for 35 yards in the 33-24 win over the Cowboys.

Game 14 vs. Pit. (12/14) - Started and tied for the team lead with 3 receptions for a team-leading 38 yards against the Steelers.

Game 13 vs. Was. (12/7) - Pulled in 2 receptions for 19 yards and had 1 carry for 12 yards in the 24-10 win over the Redskins.

Game 12 at Cin. (11/30) - Had an outstanding game, pulling in 5 receptions for a **career-high 164 yards** (32.8 avg.) and 1 TD (a season-high 70-yard catch and run from Joe Flacco)...Clayton also **threw his 1st-career TD pass** on a 32-yard strike to Derrick Mason in the 34-3 win...Clayton is the 1st non-QB in Ravens history to catch and throw a TD in the same game and is the 1st NFL player in 7 years with a 30-plus-yard TD pass and 30-yard TD reception in the same quarter (David Patten [NE], 10/21/01).

Game 11 vs. Phi. (11/23) - Started and hauled in 2 receptions for 76 yards, including a season-long 53-yard TD catch in the 36-7 win against the Eagles.

Game 10 at NYG (11/16) - Subbed (Ravens started in a 3-RB set) and pulled in 1 reception for 10 yards, while carrying the ball 1 time for 17 yards against the Giants.

Game 9 at Hou. (11/9) - Pulled in 3 receptions for 40 yards in the 41-13 win over Houston.

Game 8 at Cle. (11/2) - Started and pulled in 4 receptions for a season-high 87 yards, including a season-long 47-yard TD catch in the 37-27 victory.

Game 7 vs. Oak. (10/26) - Started, but did not record a reception in the 29-10 victory over Oakland.

Game 6 at Mia. (10/19) - Had 1 reception for 13 yards in the 27-13 win against the Dolphins.

Game 5 at Ind. (10/12) - Saw action off the bench (Ravens started in a 2-TE set) and pulled in 3 receptions for 13 yards against the Colts.

Game 4 vs. Ten. (10/5) - Had 4 receptions for a team-leading 41 yards against Tennessee.

Game 3 at Pit. (9/29) - Started at WR, but did not record a reception against the Steelers.

Game 2 vs. Cle. (9/21) - Started and had 2 receptions for 14 yards in the 28-10 win against the Browns.

Game 1 vs. Cin. (9/7) - Posted 3 receptions for 21 yards and had 1 rushing attempt for a **career-long 42-yard TD run** (2nd-career rushing TD).

2008 Postseason Statistics

	Receiving					Rushing				
	No.	Yds	Avg	Long	TD	No.	Yds	Avg	Long	TD
Clayton	6	79	13.2	37	0	0	0	0.0	0	0

Career Postseason Statistics

	Receiving					Rushing				
	No.	Yds	Avg	Long	TD	No.	Yds	Avg	Long	TD
Clayton	12	152	12.6	37	0	0	0	0.0	0	0

2008 Regular Season Statistics

	Receiving					Rushing				
	No.	Yds	Avg	Long	TD	No.	Yds	Avg	Long	TD
Clayton	41	695	17.0	70t	3	6	81	13.5	42t	1

	Att	Cmp	Yds	Cmp%	Yds/Att	TD	TD%	Int	Int%	Long	Sack/Lost	Rating
Clayton	1	1	32	100	32.0	1	100	0	0.0	32	0/0	158.3

Career Statistics

	Receiving					Rushing				
	No.	Yds	Avg	Long	TD	No.	Yds	Avg	Long	TD
Clayton	200	2,636	13.2	87t	10	21	84	4.0	42t	2

Career Notes: Finished 2nd on the team with 48 receptions for 531 yards in 2007, including a long of 52...Played in all 16 games in 2006, starting a career-high 12, while posting 67 receptions for a team-leading 939 yards and 5 TDs, all career highs...Set Ravens rookie records in 2005 with 44 catches for 471 yards.



15 TERRANCE COPPER

Wide Receiver

Ht / Wt: 6-0, 207

Born: 3/12/82

College: East Carolina

Acquired: FA '08

NFL Years: 5

Games Played/Started: (2008, 7/0)

Totals: 63/5

Playoff Totals: 2/1

2008 POSTSEASON - Was inactive for all 3 postseason games.

AFC Championship at Pit. (1/18/09) - Was a game-day inactive against the Steelers.

Divisional Game at Ten. (1/10/09) - Listed as a game-day inactive in the 13-10 win.

Wild Card at Mia. (1/4/09) - Was a game-day inactive in the 27-9 win over the Dolphins.

2008 REGULAR SEASON - Saw action in 7 games (2 with the Ravens) and posted 2 special teams tackles (1 with Saints and 1 with Ravens) and 2 KORs for 35 yards (both with the Saints) on the season...Missed 6 games with a shoulder/neck injury after being signed by the Ravens on 10/29/08.

Game 16 vs. Jax. (12/28) - Saw action on special teams and from scrimmage, but did not have a reception in the 27-7 win.

Game 15 at Dal. (12/20) - Was game-day inactive (shoulder/neck) against the Cowboys.

Game 14 vs. Pit. (12/14) - Listed as a game-day inactive (shoulder/neck) against the Steelers.

Game 13 vs. Was. (12/7) - Was a game-day inactive in the 24-10 win over the Redskins.

Game 12 at Cin. (11/30) - Was a game-day inactive (shoulder/neck) in the 34-3 win over the Bengals.

Game 11 vs. Phi. (11/23) - Listed as a game-day inactive (shoulder/neck) in the 36-7 win.

Game 10 at NYG (11/16) - Was a game-day inactive (shoulder/neck) against the Giants.

Game 9 at Hou. (11/9) - Saw action from scrimmage and on special teams (recorded a tackle) in the 41-13 win at Houston.

Game 8 at Cle. (11/2) - Was a game-day inactive in the 37-27 victory after being signed by the Ravens on 10/30...Saw action in 5 games with the Saints prior to signing with the Ravens.

2008 Postseason Statistics

	Receiving					Rushing				
	No.	Yds	Avg	Long	TD	No.	Yds	Avg	Long	TD
Copper	0	0	0.0	0	0	0	0	0.0	0	0

Career Postseason Statistics

	Receiving					Rushing				
	No.	Yds	Avg	Long	TD	No.	Yds	Avg	Long	TD
Copper	4	32	8.0	14	0	0	0	0.0	0	0

2008 Regular Season Statistics

	Receiving					Rushing				
	No.	Yds	Avg	Long	TD	No.	Yds	Avg	Long	TD
Copper	0	0	0.0	0	0	0	0	0.0	0	0

Career Statistics

	Receiving					Rushing				
	No.	Yds	Avg	Long	TD	No.	Yds	Avg	Long	TD
Copper	46	600	13.0	48t	6	2	7	3.5	8	0

Career Notes: Copper is a savvy, sure-handed veteran who is also a special teams stalwart...He joined the Ravens with 46 receptions for 600 yards and 6 TDs, and 2 rushes for 7 yards in his 5-year career...He also has 40 special teams tackles, 1 special teams FR and 26 KORs for 502 yards to his credit.



85 DERRICK MASON

Wide Receiver

Ht / Wt: 5-10, 192

Born: 1/17/74

College: Michigan State

Acquired: FA '05

NFL Years: 12

Games Played/Started: (2008, 16/16)

Totals: 186/138

Playoff Totals: 13/9

2008 POSTSEASON - Started all 3 games and led the team with a **postseason career-high 12 receptions for 190 yards**, including a **postseason career-long 48-yard TD reception**.

AFC Championship at Pit. (1/18/09) - Tied for the team lead with 3 receptions for 43 yards against the Steelers.

Divisional Game at Ten. (1/10/09) - Led the Ravens with 5 receptions for 78 yards and a **postseason career-long 48-yard TD reception** in the 13-10 victory.

Wild Card at Mia. (1/4/09) - Started and led the team with 4 receptions for 71 yards in the 27-9 win over the Dolphins.

2008 REGULAR SEASON - **Became the 31st player in NFL history with 10,000 receiving yards**, while starting all 16 games and leading the Ravens with 80 receptions (3rd most in Ravens history) for 1,037 yards and 5 TDs...2008 marked Mason's 7th-career 1,000-yard receiving season, including his 3rd in 4 seasons with Baltimore...Led the Ravens, converting 60 1st down conversions, including 23 on 3rd down...He also was 5th in the NFL with 26 receptions for 355 yards and 2 TDs on 3rd down.

Game 16 vs. Jax. (12/28) - Started and led the team with 6 receptions for 77 yards in the 27-7 victory...With his 2nd reception on the day, Mason became the 31st player in NFL history with **10,000 receiving yards**.

Game 15 at Dal. (12/20) - Showed tremendous toughness, leading the Ravens with 6 receptions for 66 yards and a TD (13-yarder) despite playing with painful shoulder injury in the 33-24 victory...Also recovered a fumble against the Cowboys.

Game 14 vs. Pit. (12/14) - Started and tied for the team lead with 3 receptions, good for 23 yards against the Steelers.

Game 13 vs. Was. (12/7) - Led the team with 3 receptions for 60 yards and a TD in the 24-10 win over the Redskins.

Game 12 at Cin. (11/30) - Led the team with 6 receptions for 91 yards (15.2 avg.) and a TD catch (from fellow WR Mark Clayton) in the 34-3 win over the Bengals.

Game 11 vs. Phi. (11/23) - Started and tied for the team lead with 3 receptions for 40 yards in the 36-7 victory over the Eagles.

Game 10 at NYG (11/16) - **Played in his 100th-consecutive game**, leading the team with 7 receptions for 82 yards against the Giants.

Game 9 at Hou. (11/9) - Started and hauled in 3 receptions for 41 yards despite missing the majority of the 1st half with a shoulder injury in the 41-13 win...Also caught the team's 1st 2-point conversion of the year.

Game 8 at Cle. (11/2) - Led the Ravens with 9 receptions (**all 9 of Mason's catches good for 1st downs - tying a career high**) for a season-high 136 yards and a TD (28 yards).

Game 7 vs. Oak. (10/26) - Started and had 1 reception for 3 yards in the 29-10 victory against the Raiders.

Game 6 at Mia. (10/19) - Started and led the team with 6 receptions for 87 yards (14.5 avg.) and hauled in his 1st TD of the season.

Game 5 at Ind. (10/12) - Hauled in 6 receptions for 70 yards, including a Ravens' season-long 54-yard catch and run against the Colts.

Game 4 vs. Ten. (10/5) - Hauled in a team-leading 5 receptions for 38 yards against his former team.

Game 3 at Pit. (9/29) - Led the Ravens with 8 receptions for 137 yards (17.1 avg.), with a long of 35 against Pittsburgh...It marked Mason's highest yardage output since 12/14/03 (9 receptions for 137 yards vs. Buf.)

Game 2 vs. Cle. (9/21) - Started and led the Ravens with 4 receptions for 42 yards in the 28-10 victory.

Game 1 vs. Cin. (9/7) - Led the team with 4 receptions for 44 yards, with a long of 15.

2008 Postseason Statistics

	Receiving					Rushing				
	No.	Yds	Avg	Long	TD	No.	Yds	Avg	Long	TD
Mason	12	190	15.8	48t	1	0	0	0.0	0	0

Career Postseason Statistics

	Receiving					Rushing				
	No.	Yds	Avg	Long	TD	No.	Yds	Avg	Long	TD
Mason	43	518	12.0	48t	2	2	20	10.0	16	0

2008 Regular Season Statistics

	Receiving					Rushing				
	No.	Yds	Avg	Long	TD	No.	Yds	Avg	Long	TD
Mason	80	1,037	13.0	54	5	1	3	3.0	3	0

Career Statistics

	Receiving					Rushing				
	No.	Yds	Avg	Long	TD	No.	Yds	Avg	Long	TD
Mason	790	10,061	12.7	79t	52	8	1	0.1	7	0

Career Notes: Two-time Pro Bowl performer (2000 and 2003)...Consummate professional and emotional leader of the offense, Mason led the Ravens in every receiving category in 2007 by setting a **Ravens' franchise record and career high with 103 receptions** (4th in the NFL)...Became the **1st player in Ravens history with 100 receptions** - for 1,087 yards (10.6 avg.) and 5 TDs...Also finished 2nd on the team with 60 1st-down conversions, including a NFL best 24 on 3rd down and 5 on 4th down.

	81 MARCUS SMITH				<i>Wide Receiver</i>
	Ht / Wt: 6-1, 215	Born: 1/11/85	College: New Mexico	Acquired: D4a '08	NFL Years: R
Games Played/Started: (2008, 5/0)		Totals: 5/0	Playoff Totals: 3/0		

2008 POSTSEASON - Played in all 3 postseason games and tied for the team lead with 3 special teams tackles.

AFC Championship at Pit. (1/18/09) - Subbed from scrimmage and did not catch a pass, but drew a pass interference call in the end zone, leading to a TD on the next play...Also led the team with a **postseason career-high 3 special teams tackles**.

Divisional Game at Ten. (1/10/09) - Saw action from scrimmage and on special teams in the 13-10 victory.

Wild Card at Mia. (1/4/09) - **Played in his 1st-career playoff game** from scrimmage and on special teams in the 27-9 win over the Dolphins.

2008 REGULAR SEASON - Saw action in 5 games and netted 3 solo special teams tackles, as well as seeing action from scrimmage at WR during his rookie campaign.

Game 16 vs. Jax. (12/28) - Saw action from scrimmage and on special teams, posting a solo tackle in the 27-7 victory.

Game 15 at Dal. (12/20) - Played from scrimmage (did not catch a pass) and on special teams in the 33-24 win over Dallas.

Game 14 vs. Pit. (12/14) - Saw action from scrimmage and on special teams against the Steelers.

Game 13 vs. Was. (12/7) - Played on special teams and posted his **1st-career special teams tackle** in the 24-10 victory.

Game 12 at Cin. (11/30) - **Saw action in his 1st-career game**, but did not catch a pass in the 34-3 victory over the Bengals.

Game 11 vs. Phi. (11/23) - Was active, but did not play against the Eagles.

Game 10 at NYG (11/16) - Was listed as a game-day inactive against the Giants.

Game 9 at Hou. (11/9) - Listed as a game-day inactive in the 41-13 victory.

Game 8 at Cle. (11/2) - Was a game-day inactive in the 37-27 victory.

Game 7 vs. Oak. (10/26) - Named as a game-day inactive in the 29-10 win.

Game 6 at Mia. (10/19) - Was a game-day inactive in the 27-13 win against the Dolphins.

Game 5 at Ind. (10/12) - Was a game-day inactive against the Colts.

Game 4 vs. Ten. (10/5) - Named as a game-day inactive against Tennessee.

Game 3 at Pit. (9/29) - Was on the active roster, but did not play against the Steelers.

Game 2 vs. Cle. (9/21) - Was active, but did not see game action in the 28-10 win.

Game 1 vs. Cin. (9/7) - Was a game-day inactive against the Bengals.

2008 Postseason Season Statistics

	Receiving					ST Tackles
	No.	Yds	Avg	Long	TD	
Smith	0	0	0.0	0	0	0

Career Postseason Statistics

	Receiving					ST Tackles
	No.	Yds	Avg	Long	TD	
Smith	0	0	0.0	0	0	0

2008 Regular Season Statistics


	Receiving					ST Tackles
	No.	Yds	Avg	Long	TD	
Smith	0	0	0.0	0	0	3

Career Statistics

	Receiving					ST Tackles
	No.	Yds	Avg	Long	TD	
Smith	0	0	0.0	0	0	3

Career Notes: The 106th-overall selection (4th round) of the 2008 NFL Draft...Earned **1st-team All-Mountain West Conference** honors as a senior...Started in 25 of 49 career games at New Mexico, catching 153 passes for 2,073 yards and 13 TDs...Smith finished with 3,749 all-purpose yards, 7th in Lobos history.

TIGHT ENDS



84 EDGAR JONES

Tight End

Ht / Wt: 6-3, 263 **Born:** 12/1/84 **College:** Southeast Missouri **Acquired:** FA '07 **NFL Years:** 2
Games Played/Started: (2008, 7/0) **Totals:** 11/0 **Playoff Totals:** 3/0

2008 POSTSEASON - Saw action in all 3 postseason games on defense and on special teams (1 tackle) for the Ravens.

AFC Championship at Pit. (1/18/09) - Played extensively on defense and posted a special teams stop against the Steelers.

Divisional Game at Ten. (1/10/09) - Played from scrimmage (on defense) and on special teams in the 13-10 victory.

Wild Card at Mia. (1/4/09) - **Saw action in his 1st-career postseason game**, playing from scrimmage on defense and on special teams in the 27-9 win over the Dolphins.

2008 REGULAR SEASON - Showed his enormous versatility, playing in 7 games on offense, defense and special teams...Jones recorded 6 special teams tackles, 1 tackle, a half-sack (-4.5 yards) from scrimmage and his **1st-career reception** for 25 yards in 2008.

Game 16 vs. Jax. (12/28) - Saw action at TE, posting his 1st-career reception, good for 25 yards and played on defense and special teams (1 solo tackle) in the 27-7 victory.

Game 15 at Dal. (12/20) - Was a game-day inactive in the 33-24 win over the Cowboys.

Game 14 vs. Pit. (12/14) - Saw action on special teams against the Steelers.

Game 13 vs. Was. (12/7) - Was a game-day inactive in the 24-10 victory against the Redskins.

Game 12 at Cin. (11/30) - Was listed as a game-day inactive in the 34-3 win over the Bengals.

Game 11 vs. Phi. (11/23) - Listed as a game-day inactive in the 36-7 victory over the Eagles.

Game 10 at NYG (11/16) - Saw action on special teams and had a fumble recovery against the Giants.

Game 9 at Hou. (11/9) - Showed his versatility, as he posted a half-sack (-4.5 yards) and a special teams tackle in the 41-13 win.

Game 8 at Cle. (11/2) - Saw action on special teams in the 37-27 victory.

Game 7 vs. Oak. (10/26) - Posted a **career-high 3 special teams tackles** in the 29-10 win against Oakland.

Game 6 at Mia. (10/19) - Saw action on special teams in the 27-13 victory after being signed to the active roster from the practice squad on 10/14.

2008 Postseason Offensive Statistics

	Receiving				
	No.	Yds	Avg	Long	TD
Jones	0	0	0.0	0	0

Career Postseason Offensive Statistics

	Receiving				
	No.	Yds	Avg	Long	TD
Jones	0	0	0.0	0	0

2008 Postseason Defensive Statistics

	Total	Solo	As.	Sacks	Yds	INT	Yds	PD	FF	FR	ST Tackles
Jones	0	0	0	0	0	0	0	0	0	0	1

Career Postseason Defensive Statistics

	Total	Solo	As.	Sacks	Yds	INT	Yds	PD	FF	FR	ST Tackles
Jones	0	0	0	0	0	0	0	0	0	0	1

2008 Regular Season Offensive Statistics

	Receiving				
	No.	Yds	Avg	Long	TD
Jones	1	25	25.0	25	0

Career Offensive Statistics

	Receiving				
	No.	Yds	Avg	Long	TD
Jones	1	25	25.0	25	0


2008 Regular Season Defensive Statistics

	Total	Solo	As.	Sacks	Yds	INT	Yds	PD	FF	FR	ST Tackles
Jones	1	1	0	0.5	-4.5	0	0	0	0	0	6

Career Defensive Statistics

	Total	Solo	As.	Sacks	Yds	INT	Yds	PD	FF	FR	ST Tackles
Jones	6	3	3	1.5	-4.5	0	0	0	0	0	8

Career Notes: A versatile young athlete, Jones made the transition from outside linebacker to tight end during the preseason...Saw action in 4 games after making the team as an undrafted rookie free agent in 2007...Recorded 5 tackles and a sack and netted 2 special teams tackles.



86 TODD HEAP

Tight End

Ht / Wt: 6-5, 250

Born: 3/16/80

College: Arizona State

Acquired: D1 '01

NFL Years: 8

Games Played/Started: (2008, 16/16)

Totals: 107/98

Playoff Totals: 6/5

2008 POSTSEASON - Started all 3 games, finishing with 5 receptions for 80 yards, for a team-leading 16.0 yards per reception.

AFC Championship at Pit. (1/18/09) - Started and tied for the team lead with 3 receptions for 26 yards against the Steelers.
Divisional Game at Ten. (1/10/09) - Started and pulled in a crucial 4th-quarter 23-yard reception, on 3rd-and-2, which set up the game-winning FG 7 plays later in the 13-10 victory.
Wild Card at Mia. (1/4/09) - Started and pulled in a 31-yard reception in the 27-9 win over the Dolphins.

2008 REGULAR SEASON - Started all 16 games (5th time in his career) and finished 3rd on the team with 35 receptions for 403 yards and 3 TDs...Heap converted 23 catches for 1st downs, including 7 on 3rd down and 2 on 4th.

Game 16 vs. Jax. (12/28) - Started and pulled in 3 receptions for 25 yards in the 27-7 victory in the season finale.
Game 15 at Dal. (12/20) - Posted 2 receptions for 24 yards, with a long of 23 in the 33-24 win over the Cowboys.
Game 14 vs. Pit. (12/14) - Started and had 1 reception for 24 yards against the Steelers.
Game 13 vs. Was. (12/7) - Pulled in 2 passes for 54 yards, including a long of 30 in the 24-10 victory.
Game 12 at Cin. (11/30) - Hauled in 4 receptions for 39 yards, including a 4-yard TD catch in the 34-3 victory over the Bengals.
Game 11 vs. Phi. (11/23) - Started and posted 2 receptions for 26 yards, with a long of 19 against the Eagles.
Game 10 at NYG (11/16) - Started and pulled in 3 receptions for 16 yards against the Giants.
Game 9 at Hou. (11/9) - **Played in his 100th-career game** when he started and led the team with 5 receptions for 58 yards and **tied a career high with 2 TDs** (1-yarder from Flacco and a 14-yarder from Troy Smith) in the 41-13 victory.
Game 8 at Cle. (11/2) - Started, and did not have a catch, but helped pave the way for the Ravens to rush for 193 yards...Threw a huge block, allowing Ray Rice to bounce outside on his career-long 60-yard run in the 4th quarter of the 37-27 win at Cleveland.
Game 7 vs. Oak. (10/26) - Started and hauled in 2 receptions for 17 yards in the 29-10 win over Oakland.
Game 6 at Mia. (10/19) - Started and pulled in 3 receptions for 29 yards in the 27-13 victory.
Game 5 at Ind. (10/12) - Started and hauled in a reception for a season-long 13 yards against the Colts.
Game 4 vs. Ten. (10/5) - Tied for 2nd on the team with a season-high 4 receptions for 41 yards (10.3 avg.) against Tennessee.
Game 3 at Pit. (9/29) - Started and helped protect QB Joe Flacco, allowing him to post a career-high 81.7 QB rating with 192 yards and his 1st-career TD against the Steelers.
Game 2 vs. Cle. (9/21) - Started and hauled in 2 receptions for 32 yards (16.0 avg.) in the 28-10 victory.
Game 1 vs. Cin. (9/7) - Started and had 1 reception for 5 yards against the Bengals.

2008 Postseason Statistics

	Receiving					Rushing				
	No.	Yds	Avg	Long	TD	No.	Yds	Avg	Long	TD
Heap	5	80	16.0	31	0	0	0	0.0	0	0

Career Postseason Statistics

	Receiving					Rushing				
	No.	Yds	Avg	Long	TD	No.	Yds	Avg	Long	TD
Heap	15	199	13.3	35t	1	0	0	0.0	0	0

2008 Regular Season Statistics

	Receiving					Rushing				
	No.	Yds	Avg	Long	TD	No.	Yds	Avg	Long	TD
Heap	35	403	11.5	30	3	0	0	0.0	0	0

Career Statistics

	Receiving					Rushing				
	No.	Yds	Avg	Long	TD	No.	Yds	Avg	Long	TD
Heap	374	4,300	11.5	48	30	7	59	8.4	15	0

Career Notes: A 2-time Pro Bowler (2002 and 2003), Heap has a rare blend of size, speed, athleticism and soft hands...Started all 6 games in which he played in 2007 before being placed on Injured Reserve with a hamstring injury, totaling 23 receptions for 239 yards and 1 TD despite missing 10 games (and most of 2 others)...Named the NFL Alumni TE of the Year and to the USA Today's All-Joe Team in 2006...Heap is the franchise leader in catches, yards and TDs.



83 DANIEL WILCOX

Tight End

Ht / Wt: 6-1, 250

Born: 3/23/77

College: Appalachian State

Acquired: FA '04

NFL Years: 6

Games Played/Started: (2008, 13/1)

Totals: 64/17

Playoff Totals: 5/1

2008 POSTSEASON - Played in all 3 games and pulled in 1 reception for 4 yards.

AFC Championship at Pit. (1/18/09) - Played from scrimmage and on special teams against the Steelers.
Divisional Game at Ten. (1/10/09) - Saw action on special teams and from scrimmage (1 receptions for 4 yards) in the 13-10 win.
Wild Card at Mia. (1/4/09) - Played from scrimmage and on special teams in the 27-9 win over the Dolphins.

2008 REGULAR SEASON - Saw action in 13 games, including 1 start, and finished the year with 5 receptions for 19 yards and 2 TDs...Wilcox also produced 7 special teams tackles, including 5 solo.

Game 16 vs. Jax. (12/28) - Saw action off the bench from scrimmage and on special teams in the 27-7 victory.
Game 15 at Dal. (12/20) - Played on special teams and from scrimmage in the 33-24 win over the Cowboys.
Game 14 vs. Pit. (12/14) - Saw action on special teams and from scrimmage against the Steelers.
Game 13 vs. Was. (12/7) - Subbed from scrimmage and saw action on special teams (posting 2 tackles) in the 24-10 win.
Game 12 at Cin. (11/30) - Saw action off the bench, but did not record a reception in the 34-3 win.
Game 11 vs. Phi. (11/23) - Subbed and posted 1 catch, for a TD (1 yard)...Also had 2 special teams tackles in the 36-7 win.
Game 10 at NYG (11/16) - Listed as a game-day inactive (thigh) against the Giants.
Game 9 at Hou. (11/9) - Was a game-day inactive (thigh) in the 41-13 win.
Game 8 at Cle. (11/2) - Was a game-day inactive (thigh) in the 37-27 victory at Cleveland.
Game 7 vs. Oak. (10/26) - Produced 2 catches for 13 yards in the 29-10 win over Oakland.
Game 6 at Mia. (10/19) - Saw action off the bench and on special teams (solo tackle) in the 27-13 win at Miami.
Game 5 at Ind. (10/12) - Started his 1st game of the season and helped protect QB Joe Flacco, allowing him to set career highs with a 73.7 completion percentage and 241 passing yards.

Game 4 vs. Ten. (10/5) - Subbed and helped protect QB Joe Flacco, as the Ravens did not allow a sack against the then 4th-ranked defense in the league.

Game 3 at Pit. (9/29) - Saw action off the bench and pulled in his 1st catch of the season for a 4-yard TD against Pittsburgh.

Game 2 vs. Cle. (9/21) - Subbed from scrimmage and played on special teams in the 28-10 win.

Game 1 vs. Cin. (9/7) - Saw action off the bench and helped pave the way for the Ravens to rush for 229 yards and 2 TDs (5.0 avg.), and posted a solo special teams tackle against the Bengals.

2008 Postseason Statistics

	Receiving					Rushing					ST Tackles
	No.	Yds	Avg	Long	TD	No.	Yds	Avg	Long	TD	
Wilcox	1	4	4.0	4	0	0	0	0.0	0	0	0

Career Postseason Statistics

	Receiving					Rushing					ST Tackles
	No.	Yds	Avg	Long	TD	No.	Yds	Avg	Long	TD	
Wilcox	2	19	9.5	15	0	0	0	0.0	0	0	0

2008 Regular Season Statistics

	Receiving					Rushing					ST Tackles
	No.	Yds	Avg	Long	TD	No.	Yds	Avg	Long	TD	
Wilcox	5	19	3.8	8	2	0	0	0.0	0	0	7

Career Statistics

	Receiving					Rushing					ST Tackles
	No.	Yds	Avg	Long	TD	No.	Yds	Avg	Long	TD	
Wilcox	76	576	7.6	35	8	0	0	0.0	0	0	59

Career Notes: Rangy TE with soft hands and good blocking ability...A converted WR, who has the ability to flex outside and is a special teams ace...Saw action in 5 games, starting 2, in 2007 while being limited the majority of the season with foot, ankle and thigh injuries...Pulled in 6 receptions for 18 yards and a TD.

OFFENSIVE LINE



79 WILLIE ANDERSON

Tackle

Ht / Wt: 6-5, 340 Born: 7/11/75 College: Auburn Acquired: FA '08 NFL Years: 13

Games Played/Started: (2008, 14/11) Totals: 195/184 Playoff Totals: 4/4

2008 POSTSEASON - Started all 3 games and helped pave the way for the Ravens to rush for 274 yards and 4 TDs...Also was part of a line that allowed just 3 sacks in 75 pass attempts in the playoffs.

AFC Championship at Pit. (1/18/09) - Started at RT and helped pave the way for the Ravens to out-rush the Steelers and run for 2 TDs.

Divisional Game at Ten. (1/10/09) - Started at RT and helped protect QB Joe Flacco, not allowing a sack, giving Flacco time to post an 89.4 QB rating and throw for 161 yards, 1 TD (his 1st-career postseason TD pass) and no INTs in the 13-10 win...The O-line also did not allow a sack for the 2nd-consecutive postseason game against the Titans.

Wild Card at Mia. (1/4/09) - Started at RT and helped pave the way for the Ravens to average 4.6 yards per carry, with 151 yards on 33 carries...Also helped protect Flacco, as the Ravens did not allow a sack in the 27-9 victory over the Dolphins.

2008 REGULAR SEASON - Played in 14 games, starting 11 at RT in his 1st year with the Ravens...Anderson helped pave the way for the Ravens to rush for 2,376 yards and a franchise-record 20 TDs, including 902 yards and 10 TDs by Pro Bowl FB Le'Ron McClain...He also helped protect rookie QB Joe Flacco, allowing him to complete 257 for 428 passes (60.0%) for 2,971 yards and 14 TDs for an 80.3 QB rating (4th-best single-season mark in franchise history)...The O-line also allowed the 2nd-fewest sacks in franchise history (33).

Game 16 vs. Jax. (12/28) - Started at RT and helped protect QB Joe Flacco, allowing him to complete 73.9% of his passes for a career-high 297 yards in the 27-7 win...Also helped pave the way for the Ravens to rush for 127 yards and 3 TDs.

Game 15 at Dal. (12/20) - Started at RT and helped pave the way for the Ravens to rush for 265 yards and 2 TDs, despite missing some of the game with an ankle injury...Also helped protect QB Joe Flacco, allowing him to post a 96.9 QB rating, throwing for 149 yards, 1 TD and no INTs in the 33-24 win.

Game 14 vs. Pit. (12/14) - Started at RT and helped open holes, allowing the Ravens to rush for 112 yards against the Steelers.

Game 13 vs. Was. (12/7) - Started at RT and was part of a line that did not allow a sack...Also helped the Ravens to control the line of scrimmage, holding the ball for 20:18 in the 2nd half in the 24-10 win.

Game 12 at Cin. (11/30) - Named a team captain, playing his former team for the 1st time...Started at RT and paved the way for a Ravens season-high 451 yards (147 rushing, 312 passing) with 5 scoring drives, including 3 that ended with passing TDs in the 34-3 win.

Game 11 vs. Phi. (11/23) - Started at RT and helped protect Flacco, allowing him to post a 95.5 QB rating, and throw for 2 TDs and no INTs...Also helped pave the way for FB Le'Ron McClain to rush for a career-high 88 yards and 1 TD in the 36-7 win.

Game 10 at NYG (11/16) - Listed as a game-day inactive (ankle) against the Giants.

Game 9 at Hou. (11/9) - Started at RT and helped open holes, allowing the Ravens to rush for 162 yards (4.1 avg.)...Also helped protect Ravens QBs, allowing them to throw for 3 TDs (2 by Flacco and 1 by Smith) before leaving the game with an ankle injury in the 2nd half.

Game 8 at Cle. (11/2) - Started at RT and was part of a line that protected QB Joe Flacco, allowing him to throw for a career-high 248 yards and 2 TDs (*Flacco's 1st-career multi-TD game*)...Also opened holes, allowing the Ravens to rush for 193 yards.

Game 7 vs. Oak. (10/26) - Started at RT and was part of an O-line that paved the way for the Ravens to rush for 192 yards (4.2 avg.) and 2 TDs on the ground...Also did not give up a sack, allowing Flacco to throw for 140 yards, including a career-long 70-yard TD.

Game 6 at Mia. (10/19) - Started at RT and helped pave the way for the Ravens to rush for 140 yards...Also, helped allow Flacco post a career-high 120.2 QB rating, completing 73.9% of his passes for 232 yards, 1 TD and no INTs in the 27-13 win.

Game 5 at Ind. (10/12) - Started his 1st game as a Raven at RT (Adam Terry - knee) and helped protect Flacco, allowing him to throw for a career-high 241 passing yards.


Game 4 vs. Ten. (10/5) - Saw extended action off the bench (after starting tackle Adam Terry left the game in the 2nd quarter with a knee injury and was part of an O-line that did not allow a sack against the then 4th-ranked defense.

Game 3 at Pit. (9/29) - Subbed from scrimmage and on special teams against the Steelers.

Game 2 vs. Cle. (9/21) - Saw his *1st game action as a Raven* and helped dominate the line of scrimmage, allowing the Ravens to rush for 3 TDs and hold the ball for 37:48 in the 28-10 win.

Game 1 vs. Cin. (9/7) - Was a game-day inactive after being signed the Friday before the Bengals' contest.

Career Notes: *Four-time Pro Bowl performer* who joined the Ravens with a wealth of experience...Had a streak of 116 straight starts snapped on 10/14/07 after he missed the Bengals' tilt with the Kansas City Chiefs due to a knee injury...Anderson was the starting tackle and helped pave the way for Bengals running backs to rush for 1,100 yards for 9 of the last 11 seasons, including 1,300 yards or more in 6 of the last 8 years.



60 JASON BROWN

Guard/Center

Ht / Wt: 6-3, 320

Born: 5/5/83

College: North Carolina

Acquired: D4 '05

NFL Years: 4

Games Played/Started: (2008, 16/16)

Totals: 54/45

Playoff Totals: 4/4

2008 POSTSEASON - Started all 3 games and helped pave the way for the Ravens to rush for 274 yards and 4 TDs...Also was part of a line that allowed just 3 sacks in 75 pass attempts in the playoffs.

AFC Championship at Pit. (1/18/09) - Started at center and helped pave the way for the Ravens to out-rush the Steelers and run for 2 TDs.

Divisional Game at Ten. (1/10/09) - Started at center and helped protect QB Joe Flacco, not allowing a sack, giving Flacco time to post an 89.4 QB rating and throw for 161 yards, 1 TD (his 1st-career postseason TD pass) and no INTs in the 13-10 win...The O-line also did not allow a sack for the 2nd-consecutive postseason game against the Titans.

Wild Card at Mia. (1/4/09) - Started at center and helped pave the way for the Ravens to average 4.6 yards per carry, with 151 yards on 33 carries...Also helped protect Flacco, as the Ravens did not allow a sack in the 27-9 victory over the Dolphins.

2008 REGULAR SEASON - Was 1 of only 2 O-linemen (Ben Grubbs) to start (at center) all 16 games and helped pave the way for the Ravens to rush for 2,376 yards and a franchise-record 20 TDs, including 902 yards and 10 TDs by Pro Bowl FB Le'Ron McClain...He also helped protect rookie QB Joe Flacco, allowing him to complete 257 for 428 passes (60.0%) for 2,971 yards and 14 TDs for an 80.3 QB rating (4th-best single-season mark in franchise history)...The O-line also allowed the 2nd-fewest sacks in franchise history (33).

Game 16 vs. Jax. (12/28) - Started at RT and helped protect QB Joe Flacco, allowing him to complete 73.9% of his passes for a career-high 297 yards in the 27-7 win...Also helped pave the way for the Ravens to rush for 127 yards and 3 TDs.

Game 15 at Dal. (12/20) - Started at center and helped pave the way for the Ravens to rush for 265 yards and 2 TDs...Also helped protect QB Joe Flacco, allowing him to post a 96.9 QB rating, throwing for 149 yards, 1 TD and no INTs in the 33-24 win.

Game 14 vs. Pit. (12/14) - Started at center and helped open holes, allowing the Ravens to rush for 112 yards against the Steelers.

Game 13 vs. Was. (12/7) - Started at center and was part of a line that did not allow a sack...Also helped the Ravens to control the line of scrimmage, holding the ball for 20:18 in the 2nd half in the 24-10 win.

Game 12 at Cin. (11/30) - Started at center and paved the way for a Ravens season-high 451 yards (147 rushing, 312 passing) with 5 scoring drives, including 3 that ended with passing TDs in the 34-3 win.

Game 11 vs. Phi. (11/23) - Started at center and helped protect, allowing him to post a 95.5 QB rating, and throw for 2 TDs and no INTs...Also helped pave the way for FB Le'Ron McClain to rush for a career-high 88 yards and 1 TD in the 36-7 win.

Game 10 at NYG (11/16) - Started at center and was part of an O-line that protected QB Joe Flacco, giving him time to complete 60.6% of his passes, allowed just 1 sack and opened holes, helping the Ravens to average 4.7 yards per carry.

Game 9 at Hou. (11/9) - Started at center and helped open holes, allowing the Ravens to rush for 162 yards (4.1 avg.)...Also helped protect Ravens QBs, allowing them to throw for 3 TDs (2 by Flacco and 1 by Smith).

Game 8 at Cle. (11/2) - Started at center and was part of a line that protected Flacco, allowing him to throw for a career-high 248 yards and 2 TDs (*Flacco's 1st-career multi-TD game*)...Also opened holes, allowing the Ravens to rush for 193 yards.

Game 7 vs. Oak. (10/26) - Started at center and was part of an O-line that paved the way for the Ravens to rush for 192 yards (4.2 avg.) and 2 TDs on the ground...Also did not give up a sack, allowing Flacco to throw for 140 yards, including a career-long 70-yard TD.

Game 6 at Mia. (10/19) - Started at center and helped pave the way for the Ravens to rush for 140 yards...Also, helped allow Flacco post a career-high 120.2 QB rating, completing 73.9% of his passes for 232 yards, 1 TD and no INTs in the 27-13 win.

Game 5 at Ind. (10/12) - Started at center and helped protect Flacco, allowing him to set career highs with a 73.7 completion percentage and 241 passing yards.

Game 4 vs. Ten. (10/5) - Started at center and was part of an O-line that did not allow a sack against the NFL's then 4th-ranked defense.

Game 3 at Pit. (9/29) - Started at center and helped protect Flacco, allowing him to post a career-high 81.7 QB rating with 192 yards and his 1st-career TD against the Steelers.

Game 2 vs. Cle. (9/21) - Started at center and helped dominate the line of scrimmage, allowing the Ravens to rush for 3 TDs and hold the ball for 37:48 in the 28-10 win.

Game 1 vs. Cin. (9/7) - Started at center and helped the Ravens rush for 229 yards (5.0 avg.) and 2 TDs...Was part of an offensive line that did not allow a sack against the Bengals.

Career Notes: A versatile and powerful athlete who stepped into a starting role in 2006...Was the only offensive lineman to start all 16 games (at LG) in 2007, doing so for the 1st time in his career...Helped protect Ravens QBs, allowing them time to complete a *franchise-record 341 passes* (61.2%) for 3,308 yards and helped open holes, allowing the Ravens to rush for 1,797 yards and 11 TDs.



65 CHRIS CHESTER

Guard

Ht / Wt: 6-3, 305

Born: 1/12/83

College: Oklahoma

Acquired: D2 '06

NFL Years: 3

Games Played/Started: (2008, 16/11)

Totals: 43/20

Playoff Totals: 4/3

2008 POSTSEASON - Started all 3 games and helped pave the way for the Ravens to rush for 274 yards and 4 TDs...Also was part of a line that allowed just 3 sacks in 75 pass attempts in the playoffs.

AFC Championship at Pit. (1/18/09) - Started at RG and helped pave the way for the Ravens to out-rush the Steelers and run for 2 TDs.

Divisional Game at Ten. (1/10/09) - Started at RG and helped protect QB Joe Flacco, not allowing a sack, giving Flacco time to post an 89.4 QB rating and throw for 161 yards, 1 TD (his 1st-career postseason TD pass) and no INTs in the 13-10 win...The O-line also did not allow a sack for the 2nd-consecutive postseason game against the Titans.

Wild Card at Mia. (1/4/09) - Started at RG and helped pave the way for the Ravens to average 4.6 yards per carry, with 151 yards on 33 carries...Also helped protect Flacco, as the Ravens did not allow a sack in the 27-9 victory over the Dolphins.

2008 REGULAR SEASON - Saw action in all 16 games, starting 11 at RG after being switched back from TE after a season-ending knee injury to RG Marshal Yanda in game 5...Chester helped pave the way for the Ravens to rush for 2,376 yards and a franchise-record 20 TDs, including 902 yards and 10 TDs by Pro Bowl FB Le'Ron McClain...He also helped protect rookie QB Joe Flacco, allowing him to complete 257 for 428 passes (60.0%) for 2,971 yards and 14 TDs for an 80.3 QB rating (4th-best single-season mark in franchise history)...The O-line also allowed the 2nd-fewest sacks in franchise history (33).

Game 16 vs. Jax. (12/28) - Started at RG and helped protect QB Joe Flacco, allowing him to complete 73.9% of his passes for a career-high 297 yards in the 27-7 win...Also helped pave the way for the Ravens to rush for 127 yards and 3 TDs.

Game 15 at Dal. (12/20) - Started at RG and helped pave the way for the Ravens to rush for 265 yards and 2 TDs...Also helped protect QB Joe Flacco, allowing him to post a 96.9 QB rating, throwing for 149 yards, 1 TD and no INTs in the 33-24 win.

Game 14 vs. Pit. (12/14) - Started at RG and helped open holes, allowing the Ravens to rush for 112 yards against the Steelers.

Game 13 vs. Was. (12/7) - Started at RG and was part of a line that did not allow a sack...Also helped the Ravens to control the line of scrimmage, holding the ball for 20:18 in the 2nd half in the 24-10 win.

Game 12 at Cin. (11/30) - Started at RG and paved the way for a Ravens season-high 451 yards (147 rushing, 312 passing) with 5 scoring drives, including 3 that ended with passing TDs in the 34-3 win.

Game 11 vs. Phi. (11/23) - Started at RG and helped protect Flacco, allowing him to post a 95.5 QB rating, and throw for 2 TDs and no INTs...Also helped pave the way for FB Le'Ron McClain to rush for a career-high 88 yards and 1 TD in the 36-7 win.

Game 10 at NYG (11/16) - Started at RG and was part of an O-line that protected QB Joe Flacco, giving him time to complete 60.6% of his passes, allowed just 1 sack and opened holes, helping the Ravens to average 4.7 yards per carry.

Game 9 at Hou. (11/9) - Started at RG and helped open holes, allowing the Ravens to rush for 162 yards (4.1 avg.)...Also helped protect Ravens QBs, allowing them to throw for 3 TDs (2 by Flacco and 1 by Smith).

Game 8 at Cle. (11/2) - Started at RG and was part of a line that protected Flacco, allowing him to throw for a career-high 248 yards and 2 TDs (**Flacco's 1st-career multi-TD game**)...Also opened holes, allowing the Ravens to rush for 193 yards.

Game 7 vs. Oak. (10/26) - Started at RG and was part of an O-line that paved the way for the Ravens to rush for 192 yards (4.2 avg.) and 2 TDs on the ground...Also did not give up a sack, allowing Flacco to throw for 140 yards, including a career-long 70-yard TD.

Game 6 at Mia. (10/19) - Made the switch back to O-line after 3 weeks at TE following a season-ending injury to Marshal Yanda...Started at RG and helped pave the way for the Ravens to rush for 140 yards...Also, helped allow Flacco post a career-high 120.2 QB rating, completing 73.9% of his passes for 232 yards, 1 TD and no INTs in the 27-13 win.

Game 5 at Ind. (10/12) - Saw action off the bench at TE and also played at RG after an injury to Marshal Yanda against the Colts.

Game 4 vs. Ten. (10/5) - Subbed from scrimmage and saw action on special teams against the Titans.

Game 3 at Pit. (9/29) - Saw his 1st action at TE after switching from the O-line, and helped protect QB Joe Flacco, allowing him to post a career-high 81.7 QB rating with 192 yards and his 1st-career TD against the Steelers.

Game 2 vs. Cle. (9/21) - Saw action along the offensive line on special teams in the 28-10 win.

Game 1 vs. Cin. (9/7) - Saw action along the offensive line on special teams against the Bengals.

Career Notes: A versatile and explosive athlete who can play both along the offensive line and tight end positions...Powerful and quick off the ball, Chester saw action in all 16 games, starting 5, in 2007...Gained valuable playing time as a rookie in 2006, seeing action in 11 games, starting 4.



64 ONIEL COUSINS

Tackle

Ht / Wt: 6-4, 310

Born: 6/29/84

College: UTEP

Acquired: D3c '08

NFL Years: R

Games Played/Started: (2008, 6/0)

Totals: 6/0

Playoff Totals: 0/0

2008 POSTSEASON - Was inactive for all 3 postseason games.

AFC Championship at Pit. (1/18/09) - Was inactive against the Steelers.

Divisional Game at Ten. (1/10/09) - Listed as a game-day inactive in the 13-10 victory.

Wild Card at Mia. (1/4/09) - Was a game-day inactive in the 27-9 win over the Dolphins.

2008 REGULAR SEASON - Saw action in 6 games both from scrimmage (at LT) and on special teams as a rookie.

Game 16 vs. Jax. (12/28) - Listed as a game-day inactive in the 27-7 victory.

Game 15 at Dal. (12/20) - Was a game-day inactive in the 33-24 win.

Game 14 vs. Pit. (12/14) - Was a game-day inactive against the Steelers.

Game 13 vs. Was. (12/7) - Was a game-day inactive in the 24-10 victory over the Redskins.

Game 12 at Cin. (11/30) - Saw action on special teams in the 34-3 win.

Game 11 vs. Phi. (11/23) - Listed as a game-day inactive in the 36-7 win.

Game 10 at NYG (11/16) - Saw action from scrimmage at LT for Jared Gaither (shoulder) and was part of an O-line that protected QB Joe Flacco, allowing just 1 sack and opened holes, helping the Ravens to average 4.7 yards per carry.

Game 9 at Hou. (11/9) - Was a game-day inactive in the 41-13 victory.

Game 8 at Cle. (11/2) - Played on special teams in the 37-27 win at Cleveland.

Game 7 vs. Oak. (10/26) - Saw action on special teams in the 29-10 victory against the Raiders.

Game 6 at Mia. (10/19) - Saw action on special teams in the 27-13 victory.

Game 5 at Ind. (10/12) - **Saw action in his 1st NFL game** on special teams against the Colts.

Game 4 vs. Ten. (10/5) - Game-day inactive against Tennessee.

Game 3 at Pit. (9/29) - Was a game-day inactive against the Steelers.

Game 2 vs. Cle. (9/21) - Was a game-day inactive in the 28-10 win.

Game 1 vs. Cin. (9/7) - Was a game-day inactive against the Bengals.

Career Notes: Drafted in the 3rd round (99th overall) of the 2008 NFL Draft...Earned **All Conference USA-1st team** honors and Super Sleeper pick by the *NFL Draft Report* as a senior...Cousins started 24 career games for UTEP at both RT and LT...Became the 1st Miner to grade over 90% for blocking consistency in 3 different games in a single season last year.



71 JARED GAITHER

Tackle

Ht / Wt: 6-9, 330

Born: 3/18/86

College: Maryland

Acquired: SD5 '07

NFL Years: 2

Games Played/Started: (2007, 16/15)

Totals: 22/17

Playoff Totals: 3/3

2008 POSTSEASON - Started all 3 games and helped pave the way for the Ravens to rush for 274 yards and 4 TDs...Also was part of a line that allowed just 3 sacks in 75 pass attempts in the playoffs.

AFC Championship at Pit. (1/18/09) - Started at LT and helped pave the way for the Ravens to out-rush the Steelers and run for 2 TDs.

Divisional Game at Ten. (1/10/09) - Started at LT and helped protect QB Joe Flacco, not allowing a sack, giving Flacco time to post an 89.4 QB rating and throw for 161 yards, 1 TD (his 1st-career postseason TD pass) and no INTs in the 13-10 win...The O-line also did not allow a sack for the 2nd-consecutive postseason game against the Titans.

Wild Card at Mia. (1/4/09) - **Started his 1st-career playoff game** at LT and helped pave the way for the Ravens to average 4.6 yards per carry, with 151 yards on 33 carries...Also helped protect Flacco, as the Ravens did not allow a sack in the 27-9 victory over the Dolphins.

2008 REGULAR SEASON - Saw action in all 16 games, starting 15 (missed 1 start with a shoulder injury, but did play in the game) at LT and helped pave the way for the Ravens to rush for 2,376 yards and a franchise-record 20 TDs, including 902 yards and 10 TDs by Pro Bowl FB Le'Ron McClain...He also helped protect rookie QB Joe Flacco, allowing him to complete 257 for 428 passes (60.0%) for 2,971 yards and 14 TDs for an 80.3 QB rating (4th-best single-season mark in franchise history)...The O-line also allowed the 2nd-fewest sacks in franchise history (33).

Game 16 vs. Jax. (12/28) - Started at LT and helped protect QB Joe Flacco, allowing him to complete 73.9% of his passes for a career-high 297 yards in the 27-7 win...Also helped pave the way for the Ravens to rush for 127 yards and 3 TDs.

Game 15 at Dal. (12/20) - Started at LT and helped pave the way for the Ravens to rush for 265 yards and 2 TDs...Also helped protect QB Joe Flacco, allowing him to post a 96.9 QB rating, throwing for 149 yards, 1 TD and no INTs in the 33-24 win.

Game 14 vs. Pit. (12/14) - Started at LT and helped open holes, allowing the Ravens to rush for 112 yards against the Steelers.

Game 13 vs. Was. (12/7) - Started at LT and was part of a line that did not allow a sack...Also helped the Ravens to control the line of scrimmage, holding the ball for 20:18 in the 2nd half in the 24-10 win.

Game 12 at Cin. (11/30) - Started at LT and paved the way for a Ravens season-high 451 yards (147 rushing, 312 passing) with 5 scoring drives, including 3 that ended with passing TDs in the 34-3 win.

Game 11 vs. Phi. (11/23) - Subbed (missed the entire previous week of practice due to a shoulder injury) and played at LT after Adam Terry left the game with a concussion in the 1st quarter...He helped protect Flacco, allowing him to post a 95.5 QB rating, and throw for 2 TDs and no INTs...Also helped pave the way for FB Le'Ron McClain to rush for a 88 yards and 1 TD in the 36-7 win.

Game 10 at NYG (11/16) - Started at LT before leaving the game in the 4th quarter with a shoulder injury...Was part of an O-line that protected QB Joe Flacco, giving him time to complete 60.6% of his passes, allowed just 1 sack and opened holes, helping the Ravens to average 4.7 yards per carry.

Game 9 at Hou. (11/9) - Started at LT and helped open holes, allowing the Ravens to rush for 162 yards (4.1 avg.)...Also helped protect Ravens QBs, allowing them to throw for 3 TDs (2 by Flacco and 1 by Smith).

Game 8 at Cle. (11/2) - Started at LT and was part of a line that protected Flacco, allowing him to throw for a career-high 248 yards and 2 TDs (**Flacco's 1st-career multi-TD game**)...Also opened holes, allowing the Ravens to rush for 193 yards.

Game 7 vs. Oak. (10/26) - Started at LT and was part of an O-line that paved the way for the Ravens to rush for 192 yards (4.2 avg.) and 2 TDs on the ground...Also did not give up a sack, allowing QB Joe Flacco to throw for 140 yards, including a career-long 70-yard TD.

Game 6 at Mia. (10/19) - Started at LT and helped pave the way for the Ravens to rush for 140 yards...Also, helped allow Flacco post a career-high 120.2 QB rating, completing 73.9% of his passes for 232 yards, 1 TD and no INTs in the 27-13 win.

Game 5 at Ind. (10/12) - Started at LT and helped protect Flacco, allowing him to set career highs with a 73.7 completion percentage and 241 passing yards.

Game 4 vs. Ten. (10/5) - Started at LT and was part of an O-line that did not allow a sack against the NFL's then 4th-ranked defense.

Game 3 at Pit. (9/29) - Started at LT and helped protect Flacco, allowing him to post a career-high 81.7 QB rating with 192 yards and his 1st-career TD against the Steelers.

Game 2 vs. Cle. (9/21) - Started at LT and helped dominate the line of scrimmage, allowing the Ravens to rush for 3 TDs and hold the ball for 37:48 in the 28-10 win.

Game 1 vs. Cin. (9/7) - Started at LT and helped the Ravens rush for 229 yards (5.0 avg.) and 2 TDs...Was part of an offensive line that did not allow a sack against the Bengals.

Career Notes: An enormous offensive tackle, he has a rare combination of strength and athleticism...Saw action in 6 games, starting 2 as a rookie in 2007...Was 1 of 3 rookies to start along the Ravens' O-line (most in the NFL) in 2007.



66 BEN GRUBBS

Guard

Ht / Wt: 6-3, 315

Born: 3/10/84

College: Auburn

Acquired: D1 '07

NFL Years: 2

Games Played/Started: (2008, 16/16)

Totals: 31/27

Playoff Totals: 3/3

2008 POSTSEASON - Started all 3 games and helped pave the way for the Ravens to rush for 274 yards and 4 TDs...Also was part of a line that allowed just 3 sacks in 75 pass attempts in the playoffs.

AFC Championship at Pit. (1/18/09) - Started at LG and helped pave the way for the Ravens to out-rush the Steelers and run for 2 TDs.

Divisional Game at Ten. (1/10/09) - Started at LG and helped protect QB Joe Flacco, not allowing a sack, giving Flacco time to post an 89.4 QB rating and throw for 161 yards, 1 TD (his 1st-career postseason TD pass) and no INTs in the 13-10 win...The O-line also did not allow a sack for the 2nd-consecutive postseason game against the Titans.

Wild Card at Mia. (1/4/09) - **Started his 1st-career playoff game** at LG and helped pave the way for the Ravens to average 4.6 yards per carry, with 151 yards on 33 carries...Also helped protect Flacco, as the Ravens did not allow a sack in the 27-9 victory over the Dolphins.

2008 REGULAR SEASON - Was 1 of only 2 O-linemen (Jason Brown) to start (at LG) all 16 games and helped pave the way for the Ravens to rush for 2,376 yards and a franchise-record 20 TDs, including 902 yards and 10 TDs by Pro Bowl FB Le'Ron McClain...He also helped protect rookie QB Joe Flacco, allowing him to complete 257 for 428 passes (60.0%) for 2,971 yards and 14 TDs for an 80.3 QB rating (4th-best single-season mark in franchise history)...The O-line also allowed the 2nd-fewest sacks in franchise history (33).

Game 16 vs. Jax. (12/28) - Started at LG and helped protect QB Joe Flacco, allowing him to complete 73.9% of his passes for a career-high 297 yards in the 27-7 win...Also helped pave the way for the Ravens to rush for 127 yards and 3 TDs.

Game 15 at Dal. (12/20) - Started at LG and helped pave the way for the Ravens to rush for 265 yards and 2 TDs...Also helped protect QB Joe Flacco, allowing him to post a 96.9 QB rating, throwing for 149 yards, 1 TD and no INTs in the 33-24 win.

Game 14 vs. Pit. (12/14) - Started at LG and helped open holes, allowing the Ravens to rush for 112 yards against the Steelers.

Game 13 vs. Was. (12/7) - Started at LG and was part of a line who did not allow a sack...Also helped the Ravens to control the line of scrimmage, holding the ball for 20:18 in the 2nd half in the 24-10 win.

Game 12 at Cin. (11/30) - Started at LG and paved the way for a Ravens season-high 451 yards (147 rushing, 312 passing) with 5 scoring drives, including 3 that ended with passing TDs in the 34-3 win.

Game 11 vs. Phi. (11/23) - Started at LG (missed part of a series in the 2nd quarter due to an eye injury) and helped protect Flacco, allowing him to post a 95.5 QB rating, throwing for 2 TDs and no INTs...Also helped pave the way for FB Le'Ron McClain to rush for a career-high 88 yards and 1 TD in the 36-7 win.

Game 10 at NYG (11/16) - Started at LG and was part of an O-line that protected QB Joe Flacco, giving him time to complete 60.6% of his passes, allowed just 1 sack and opened holes, helping the Ravens to average 4.7 yards per carry.

Game 9 at Hou. (11/9) - Started at LG and helped open holes, allowing the Ravens to rush for 162 yards (4.1 avg.)...Also helped protect Ravens QBs, allowing them to throw for 3 TDs (2 by Flacco and 1 by Smith).

Game 8 at Cle. (11/2) - Started at LG and was part of a line that protected QB Joe Flacco, allowing him to throw for a career-high 248 yards and 2 TDs (**Flacco's 1st-career multi-TD game**)...Also opened holes, allowing the Ravens to rush for 193 yards.

Game 7 vs. Oak. (10/26) - Started at LG and was part of an O-line that paved the way for the Ravens to rush for 192 yards (4.2 avg.) and 2 TDs on the ground...Also did not give up a sack, allowing Flacco to throw for 140 yards, including a career-long 70-yard TD.

Game 6 at Mia. (10/19) - Started at LG and helped pave the way for the Ravens to rush for 140 yards...Also, helped allow Flacco

post a career-high 120.2 QB rating, completing 73.9% of his passes for 232 yards, 1 TD and no INTs in the 27-13 win.

Game 5 at Ind. (10/12) - Started at LG and helped protect Flacco, allowing him to set career highs with a 73.7 completion percentage and 241 passing yards.


Game 4 vs. Ten. (10/5) - Started at LG and was part of an O-line that did not allow a sack against the NFL's then 4th-ranked defense.

Game 3 at Pit. (9/29) - Started at LG and helped protect Flacco, allowing him to post a career-high 81.7 QB rating with 192 yards and his 1st-career TD against the Steelers...Also saw action along the DL in Pittsburgh.

Game 2 vs. Cle. (9/21) - Started at LG and helped dominate the line of scrimmage, allowing the Ravens to rush for 3 TDs and hold the ball for 37:48 in the 28-10 win.

Game 1 vs. Cin. (9/7) - Started at LG and helped the Ravens rush for 229 yards (5.0 avg.) and 2 TDs...Was part of an offensive line that did not allow a sack against the Bengals.

Career Notes: Ben Grubbs was named to the *Pro Football Weekly/Professional Football Writers of America's All-Rookie Team* when he earned extensive action as a rookie in 2007, playing in all 16 games, including 12 starts at RG...Picked with the 29th-overall selection in the 1st round of the 2007 NFL Draft...A 1st-team All-American at Auburn as a senior, Grubbs was the top-rated interior lineman in the 2007 NFL Draft.



76 DAVID HALE

Guard/Tackle

Ht / Wt: 6-6, 315

Born: 3/3/83

College: Weber State

Acquired: D4b '08

NFL Years: R

Games Played/Started: (2008, 6/0)

Totals: 6/0

Playoff Totals: 0/0

2008 POSTSEASON - Was inactive for all 3 postseason contests.

AFC Championship at Pit. (1/18/09) - Was a game-day inactive against the Steelers.

Divisional Game at Ten. (1/10/09) - Listed as a game-day inactive in the 13-10 victory.

Wild Card at Mia. (1/4/09) - Was a game-day inactive in the 27-9 win over the Dolphins.

2008 REGULAR SEASON - Played in 6 games both from scrimmage and on special teams as a rookie...Saw action at RT against the NY Giants (11/16) due to an Adam Terry ankle injury and at RG against the Eagles (11/23) due to a Ben Grubbs eye injury.

Game 16 vs. Jax. (12/28) - Listed as a game-day inactive in the 27-7 win.

Game 15 at Dal. (12/20) - Was a game-day inactive in the 33-24 win.

Game 14 vs. Pit. (12/14) - Was a game-day inactive against the Steelers.

Game 13 vs. Was. (12/7) - Was a game-day inactive in the 24-10 win.

Game 12 at Cin. (11/30) - Was listed as a game-day inactive in the 34-3 win.

Game 11 vs. Phi. (11/23) - Saw action from scrimmage at LG due to a Ben Grubbs eye injury and saw action on special teams in the 36-7 win.

Game 10 at NYG (11/16) - Saw action at RT when Adam Terry was injured (ankle) and saw action on special teams against the Giants.

Game 9 at Hou. (11/9) - Saw action on special teams in the 41-13 victory over Houston.

Game 8 at Cle. (11/2) - Saw action on special teams in the 37-27 win in Cleveland.

Game 7 vs. Oak. (10/26) - Played on special teams in the 29-10 win.

Game 6 at Mia. (10/19) - **Saw action in his 1st NFL game** on special teams in the 27-13 victory at Miami.

Game 5 at Ind. (10/12) - Listed as a game-day inactive against Indianapolis.

Game 4 vs. Ten. (10/5) - Game-day inactive against the Titans.

Game 3 at Pit. (9/29) - Was a game-day inactive against the Steelers.

Game 2 vs. Cle. (9/21) - Was a game-day inactive in the 28-10 win.

Game 1 vs. Cin. (9/7) - Was a game-day inactive in the 17-10 win.

Career Notes: The 133rd-overall selection (4th round) of the 2008 NFL Draft...A 3 1/2-year starter at RT for Weber State, Hale played in 44 career games, starting 36...Earned 1st-team All-Big Sky Conference honors in 2006 and 2007.



69 CHAD SLAUGHTER

Tackle

Ht / Wt: 6-8, 340

Born: 6/4/78

College: Alcorn State

Acquired: FA '08

NFL Years: 5

Games Played/Started: (2008, 6/0)

Totals: 49/7

Playoff Totals: 3/0

2008 POSTSEASON - Saw action in all 3 postseason games for the Ravens.

AFC Championship at Pit. (1/18/09) - Saw action on special teams against the Steelers.

Divisional Game at Ten. (1/10/09) - Saw action from scrimmage (in an unbalanced line set) and on special teams in the 13-10 win.

Wild Card at Mia. (1/4/09) - **Played in his 1st-career postseason game** on special teams in the 27-9 win over the Dolphins.

2008 REGULAR SEASON - Saw action in 6 games along the offensive line and on special teams in his 1st season with the Ravens...Saw his most extensive action of the season at RT for an injured Willie Anderson at Dallas (12/20).

Game 16 vs. Jax. (12/28) - Saw action on special teams in the 27-7 win over the Jaguars.

Game 15 at Dal. (12/20) - Saw action at RT for an injured Willie Anderson and helped pave the way for the Ravens to rush for 265 yards and 2 TDs...Also helped protect QB Joe Flacco, allowing him to post a 96.9 QB rating, throwing for 149 yards, 1 TD and no INTs in the 33-24 win.

Game 14 vs. Pit. (12/14) - Saw action on special teams against the Steelers.

Game 13 vs. Was. (12/7) - Saw action on special teams in the 24-10 victory over the Redskins.

Game 12 at Cin. (11/30) - Saw action on 1 play from scrimmage and on special teams in the 34-3 win.

Game 11 vs. Phi. (11/23) - Saw action on special teams in the 36-7 win against the Eagles after being signed by the Ravens on 11/19.

Career Notes: Massive, physical tackle who provides veteran experience on the Ravens' O-line...Signed with the Ravens, having played in 43 career games (7 starts), including 15 (6 starts) for Oakland in 2006.



78 ADAM TERRY

Tackle

Ht / Wt: 6-8, 330

Born: 9/1/82

College: Syracuse

Acquired: D2b '05

NFL Years: 4

Games Played/Started: (2008, 12/7)

Totals: 48/18

Playoff Totals: 4/0

2008 POSTSEASON - Saw action in all 3 games and helped pave the way for the Ravens to rush for 274 yards and 4 TDs...Also was part of a line that allowed just 3 sacks in 75 pass attempts in the playoffs.

AFC Championship at Pit. (1/18/09) - Saw action from scrimmage and helped pave the way for the Ravens to out-rush the Steelers and run for 2 TDs.

Divisional Game at Ten. (1/10/09) - Saw action at RT and helped protect QB Joe Flacco, not allowing a sack, giving Flacco time to post an 89.4 QB rating and throw for 161 yards, 1 TD (his 1st-career postseason TD pass) and no INTs in the 13-10 win...The O-line also did not allow a sack for the 2nd-consecutive postseason game against the Titans.

Wild Card at Mia. (1/4/09) - Saw action along the O-line and helped pave the way for the Ravens to average 4.6 yards per carry, with 151 yards on 33 carries...Also helped protect Flacco, as the Ravens did not allow a sack in the 27-9 victory over the Dolphins.

2008 REGULAR SEASON - Played in 12 games, starting 7 (missed 3 games due to a knee injury and 1 game due to a concussion in 2008...Also saw extensive action at TE in an unbalanced line set towards the end of the year...During his 7 starts at RT, Terry helped pave the way for the Ravens to rush for 2,376 yards and a franchise-record 20 TDs, including 902 yards and 10 TDs by Pro Bowl FB Le'Ron McClain...He also helped protect rookie QB Joe Flacco, allowing him to complete 257 for 428 passes (60.0%) for 2,971 yards and 14 TDs for an 80.3 QB rating (4th-best single-season mark in franchise history)...The O-line also allowed the 2nd-fewest sacks in franchise history (33).

Game 16 vs. Jax. (12/28) - Saw extensive action in an unbalanced line set and helped protect QB Joe Flacco, allowing him to complete 73.9% of his passes for a career-high 297 yards in the 27-7 win...Also helped pave the way for the Ravens to rush for 127 yards and 3 TDs.

Game 15 at Dal. (12/20) - Started at TE (Ravens started the game in a 2-TE set), but also saw action at RT for an injured Willie Anderson, and helped pave the way for the Ravens to rush for 265 yards and 2 TDs...Also helped protect QB Joe Flacco, allowing him to post a 96.9 QB rating, throwing for 149 yards, 1 TD and no INTs in the 33-24 win.

Game 14 vs. Pit. (12/14) - Saw extensive action in an unbalanced line set and helped open holes, allowing the Ravens to rush for 112 yards against the Steelers.

Game 13 vs. Was. (12/7) - Saw action from scrimmage and helped the Ravens control the line of scrimmage, holding the ball for 20:18 in the 2nd half in the 24-10 win.

Game 11 vs. Phi. (11/23) - Started at LT but left the game in the 1st quarter due to a concussion in the 36-7 win.

Game 10 at NYG (11/16) - Started at RT and was part of an O-line that protected QB Joe Flacco, giving him time to complete 60.6% of his passes, allowed just 1 sack and opened holes, helping the Ravens to average 4.7 yards per carry.

Game 9 at Hou. (11/9) - Saw extended action at RT after Willie Anderson injured his ankle, and helped open holes, allowing the Ravens to rush for 162 yards (4.1 avg.)...Also helped protect Ravens QBs, allowing them to throw for 3 TDs (2 by Flacco and 1 by Smith).

Game 8 at Cle. (11/2) - Saw action as a 3rd tackle and TE and helped protect Flacco, allowing him to throw for a career-high 248 yards and 2 TDs (*Flacco's 1st-career multi-TD game*)...Also opened holes, allowing the Ravens to rush for 193 yards.

Game 7 vs. Oak. (10/26) - Was a game-day inactive (knee) against Oakland.

Game 6 at Mia. (10/19) - Listed as a game-day inactive (knee) in the 27-13 win at Miami.

Game 5 at Ind. (10/12) - Was a game-day inactive (knee).

Game 4 vs. Ten. (10/5) - Started at RT and was part of an O-line that did not allow a sack against the NFL's then 4th-ranked defense, before leaving the game with a knee injury.

Game 3 at Pit. (9/29) - Started at RT and helped protect QB Joe Flacco, allowing him to post a career-high 81.7 QB rating with 192 yards and his 1st-career TD against the Steelers.

Game 2 vs. Cle. (9/21) - Started at RT and helped dominate the line of scrimmage, allowing the Ravens to rush for 3 TDs and hold the ball for 37:48 in the 28-10 win.

Game 1 vs. Cin. (9/7) - Started at RT and helped the Ravens rush for 229 yards (5.0 avg.) and 2 TDs...Was part of an offensive line that did not allow a sack against the Bengals.

Career Notes: Physically imposing, strong athlete with good hands and balance...Saw action in 13 games in 2007, *starting a career-high 9*...Saw action in all 16 games, starting 2 (his 1st career starts) for an injured Jonathan Ogden in 2006, and was part of a line that allowed a franchise-record low 17 sacks, 2nd-fewest in the NFL that year.

DEFENSIVE LINE



94 JUSTIN BANNAN

Defensive Tackle

Ht / Wt: 6-3, 310

Born: 4/18/79

College: Colorado

Acquired: FA '06

NFL Years: 7

Games Played/Started: (2008, 16/15)

Totals: 98/25

Playoff Totals: 3/2

2008 POSTSEASON - Saw action in all 3 games, starting 2 at DT, posting 11 tackles, including 9 solo.

AFC Championship at Pit. (1/18/09) - Subbed along the DL and netted a *postseason career-high 5 tackles*, including 4 solo and 1 TFL against the Steelers.

Divisional Game at Ten. (1/10/09) - Started and posted 4 tackles (3 solo) in the 13-10 victory.

Wild Card at Mia. (1/4/09) - *Started his 1st-career playoff game* and had 2 tackles (both solo) in the 27-9 win over the Dolphins.

2008 REGULAR SEASON - Played in 16 games, starting 15 and posted a *career-high 56 tackles* (30 solo), 1 sack (-6 yards), his *1st-career INT* and 3 PD as part of the NFL's 2nd-ranked defense.

Game 16 vs. Jax. (12/28) - Started and led the DL with 5 tackles (3 solo), including 1 TFL in the 27-7 victory over the Jaguars.

Game 15 at Dal. (12/20) - Started and posted 3 tackles in the 33-24 win over the Cowboys.

Game 14 vs. Pit. (12/14) - Started and posted a solo tackle against the Steelers.

Game 13 vs. Was. (12/7) - Started and posted 3 tackles, including 1 TFL in the 24-10 win against the Redskins.

Game 12 at Cin. (11/30) - Started and netted 2 tackles and was part of a defense that held the Bengals to 155 total yards and 6 1st downs in the 34-3 victory.

Game 11 vs. Phi. (11/23) - Subbed off the bench (Ravens started the game in a nickel package) and posted 5 tackles (4 solo), helping to hold the Eagles to 206 total yards, including 86 rushing in the 36-7 win.

Game 10 at NYG (11/16) - Started and posted 5 tackles, including 4 solo against the Giants.

Game 9 at Hou. (11/9) - Started and had 1 tackle as he helped limit the Texans to 75 total rushing yards in the 41-13 victory.

Game 8 at Cle. (11/2) - Started and made 3 solo tackles and a PD in the 37-27 victory at Cleveland.

Game 7 vs. Oak. (10/26) - Produced 2 tackles and helped hold the Raiders to 47 yards rushing (2.5 avg.)...The defense sacked

JaMarcus Russell 4 times in the 29-10 victory.

Game 6 at Mia. (10/19) - Helped dominate the line, allowing just 71 yards rushing, while he posted 4 tackles, including 1 TFL.

Game 5 at Ind. (10/12) - Started and posted 3 tackles against the Colts.

Game 4 vs. Ten. (10/5) - Had 4 tackles, 1 PD and recorded his **1st-career INT** and was part of a defense that held the Titans to 47 rushing yards.

Game 3 at Pit. (9/29) - Started and netted 4 tackles (3 solo), helping to allow just 2.5 yards per rush against Pittsburgh.

Game 2 vs. Cle. (9/21) - Started at NT and posted 4 tackles (3 solo) and had a QB hit against the Browns.

Game 1 vs. Cin. (9/7) - Started at NT for an injured Kelly Gregg (knee) and tied for the DL lead (Haloti Ngata) with 4 tackles, including a sack (-6 yards).

2008 Postseason Statistics

	<u>Total</u>	<u>Solo</u>	<u>As.</u>	<u>Sacks</u>	<u>Yds</u>	<u>INT</u>	<u>Yds</u>	<u>PD</u>	<u>FF</u>	<u>FR</u>
Bannan	11	9	2	0	0	0	0	0	0	0

Career Postseason Statistics

	<u>Total</u>	<u>Solo</u>	<u>As.</u>	<u>Sacks</u>	<u>Yds</u>	<u>INT</u>	<u>Yds</u>	<u>PD</u>	<u>FF</u>	<u>FR</u>
Bannan	11	9	2	0	0	0	0	0	0	0


2008 Regular Season Statistics

	<u>Total</u>	<u>Solo</u>	<u>As.</u>	<u>Sacks</u>	<u>Yds</u>	<u>INT</u>	<u>Yds</u>	<u>PD</u>	<u>FF</u>	<u>FR</u>
Bannan	56	30	26	1	6	1	-4	3	0	0

Career Statistics

	<u>Total</u>	<u>Solo</u>	<u>As.</u>	<u>Sacks</u>	<u>Yds</u>	<u>INT</u>	<u>Yds</u>	<u>PD</u>	<u>FF</u>	<u>FR</u>
Bannan	193	115	78	5.5	28.5	1	-4	3	2	1

Career Notes: A high-motor DT with good strength and quickness who has also seen time on the OL...Set then-career highs with 38 tackles and 1.5 sacks while starting a career-high 7 games in 2005 with the Buffalo Bills.

	91		MARQUES DOUGLAS				<i>Defensive End</i>				
	Ht / Wt: 6-2, 292	Born: 3/15/77	College: Howard	Acquired: TR (TB) '08	NFL Years: 8						
Games Played/Started: (2008, 16/0)		Totals: 104/79		Playoff Totals: 4/2							

2008 POSTSEASON - Saw action in all 3 postseason games, including 1 start (AFC Championship) and netted 8 tackles, his **1st-career postseason sack** and a FF.

AFC Championship at Pit. (1/18/09) - Started at DT and netted 4 tackles and his **1st-career postseason sack** (-7 yards) against the Steelers.

Divisional Game at Ten. (1/10/09) - Saw action off the bench and had 2 tackles and a QB hit in the 13-10 victory.

Wild Card at Mia. (1/4/09) - Played off the bench, posting 2 solo tackles, including 1 TFL and a FF (recovered by the Ravens, which led to a TD 4 plays later), as part of a defense that held the Dolphins to 52 rushing yards (2.5 avg.) in the 27-9 win.

2008 REGULAR SEASON - Saw action in all 16 games, netting 43 tackles, including 24 solo as part of the NFL's 2nd-ranked defense.

Game 16 vs. Jax. (12/28) - Subbed along the DL and had a solo tackle in the 27-7 victory over the Jaguars.

Game 15 at Dal. (12/20) - Saw action off the bench and posted 2 tackles in the 33-24 victory.

Game 14 vs. Pit. (12/14) - Saw action from scrimmage and recorded a solo tackle against the Steelers.

Game 13 vs. Was. (12/7) - Subbed and posted 4 tackles in the 24-10 win against the Redskins.

Game 12 at Cin. (11/30) - **Played in his 100th-career game** and had 3 tackles as part of a defense that held the Bengals to 155 total yards and 6 1st downs in the 34-3 victory.

Game 11 vs. Phi. (11/23) - Saw action off the bench and had an assisted tackle in the 36-7 win.

Game 10 at NYG (11/16) - Subbed and had 4 tackles against the Giants.

Game 9 at Hou. (11/9) - Subbed and had 1 tackle, helping limit the Texans to 75 total rushing yards in the 41-13 victory.

Game 8 at Cle. (11/2) - Posted 5 tackles and was a disruptive force along the defensive line in the 37-27 victory.

Game 7 vs. Oak. (10/26) - Posted 2 tackles, including 1 TFL and helped hold the Raiders to 47 yards rushing (2.5 avg.)...The defense sacked JaMarcus Russell 4 times in the 29-10 victory.

Game 6 at Mia. (10/19) - Helped dominate the line of scrimmage, allowing just 71 yards rushing and had 3 tackles (2 solo) in the 27-13 win.

Game 5 at Ind. (10/12) - Saw action off the bench and netted 4 solo tackles, including 2 TFL.

Game 4 vs. Ten. (10/5) - Subbed and had 4 tackles, including 2 TFL, as part of a defense that held the Titans to 47 rushing yards.

Game 3 at Pit. (9/29) - Posted 2 solo tackles off the bench against Pittsburgh.

Game 2 vs. Cle. (9/21) - Saw action off the bench and had 2 solo tackles in the 28-10 win.

Game 1 vs. Cin. (9/7) - Subbed and posted 3 tackles (2 solo) against the Bengals.

2008 Postseason Statistics

	<u>Total</u>	<u>Solo</u>	<u>As.</u>	<u>Sacks</u>	<u>Yds</u>	<u>INT</u>	<u>Yds</u>	<u>PD</u>	<u>FF</u>	<u>FR</u>
Douglas	8	4	4	1	7	0	0	0	1	0

Career Postseason Statistics

	<u>Total</u>	<u>Solo</u>	<u>As.</u>	<u>Sacks</u>	<u>Yds</u>	<u>INT</u>	<u>Yds</u>	<u>PD</u>	<u>FF</u>	<u>FR</u>
Douglas	18	11	7	1	7	0	0	0	1	0

2008 Regular Season Statistics

	<u>Total</u>	<u>Solo</u>	<u>As.</u>	<u>Sacks</u>	<u>Yds</u>	<u>INT</u>	<u>Yds</u>	<u>PD</u>	<u>FF</u>	<u>FR</u>
Douglas	43	24	19	0	0	0	0	0	0	0

Career Statistics

	<u>Total</u>	<u>Solo</u>	<u>As.</u>	<u>Sacks</u>	<u>Yds</u>	<u>INT</u>	<u>Yds</u>	<u>PD</u>	<u>FF</u>	<u>FR</u>
Douglas	480	273	207	19	160.5	0	0	11	6	3

Career Notes: Veteran leader who provides experience to the Ravens' D-line...A durable performer, he has not missed a contest in the past 6 seasons (2003-2008)...Spent the past 3 seasons (2005-2007) as a member of the San Francisco 49ers, where he was named a defensive captain in 2007.

**68****BRANDON MCKINNEY***Defensive Tackle*

Ht / Wt: 6-2, 324

Born: 8/24/83

College: Michigan State

Acquired: FA '08

NFL Years: 3

Games Played/Started: (2008, 11/0)

Totals: 31/2

Playoff Totals: 4/0

2008 POSTSEASON - Saw action in all 3 games along the defensive line, recording 3 tackles.**AFC Championship at Pit. (1/18/09)** - Posted 1 solo tackle, subbing along the defensive line against the Steelers.**Divisional Game at Ten. (1/10/09)** - Played from scrimmage and had a tackle in the 13-10 victory.**Wild Card at Mia. (1/4/09)** - Saw action off the bench and had a tackle as part of a defense that held the Dolphins to 52 rushing yards (2.5 avg.) in the 27-9 win.**2008 REGULAR SEASON** - Was a stout run-stopper for the Ravens after seeing action in 11 games, recording 19 tackles, including 12 solo, as part of the NFL's 2nd-ranked defense after being signed by the Ravens on 10/8/08.**Game 16 vs. Jax. (12/28)** - Subbed and posted 3 tackles (2 solo) in the 27-7 win over the Jaguars.**Game 15 at Dal. (12/20)** - Saw action off the bench, but did not record a tackle in the 33-24 victory.**Game 14 vs. Pit. (12/14)** - Subbed from scrimmage, helped stuff the line and recorded his **1st-career FR** against the Steelers.**Game 13 vs. Was. (12/7)** - Saw action off the bench and netted a solo tackle in the 24-10 win.**Game 12 at Cin. (11/30)** - Subbed and recorded 4 tackles and was part of a defense that held the Bengals to 155 total yards and 6 1st downs in the 34-3 victory.**Game 11 vs. Phi. (11/23)** - Was a game-day inactive against the Eagles.**Game 10 at NYG (11/16)** - Saw action from scrimmage and posted a tackle against the Giants.**Game 9 at Hou. (11/9)** - Subbed (1 tackle) and helped limit the Texans to 75 total rushing yards in the 41-13 victory.**Game 8 at Cle. (11/2)** - Subbed and helped hold the Browns to 64 rushing yards, including just 2.8 yards per carry.**Game 7 vs. Oak. (10/26)** - Netted 3 solo tackles, including 1 TFL and helped hold the Raiders to 47 yards rushing (2.5 avg.)...The defense sacked JaMarcus Russell 4 times in the 29-10 victory.**Game 6 at Mia. (10/19)** - Had 3 tackles (2 solo), including 1 TFL, helping the team dominate the line of scrimmage, allowing just 71 yards rushing in the 27-13 victory.**Game 5 at Ind. (10/12)** - Saw action off the bench and posted 2 tackles against the Colts after being signed by the Ravens as a free agent on 10/8.**2008 Postseason Statistics**

	Total	Solo	As.	Sacks	Yds	INT	Yds	PD	FF	FR
McKinney	3	2	1	0	0	0	0	0	0	0

Career Postseason Statistics

	Total	Solo	As.	Sacks	Yds	INT	Yds	PD	FF	FR
McKinney	3	2	1	0	0	0	0	0	0	0

2008 Regular Season Statistics

	Total	Solo	As.	Sacks	Yds	INT	Yds	PD	FF	FR
McKinney	19	12	7	0	0	0	0	0	0	1

Career Statistics

	Total	Solo	As.	Sacks	Yds	INT	Yds	PD	FF	FR
McKinney	58	30	28	0	0	0	0	1	0	1

Career Notes: Strong and versatile defensive lineman who entered 2008 with 20 career games played, including 2 starts...Also appeared in 1 playoff contest with the Chargers in 2006...Posted a career-high 37 tackles, including 16 solo and 1 PD with the Chargers in 2007.**92****HALOTI NGATA***Defensive Tackle*

Ht / Wt: 6-4, 345

Born: 1/21/84

College: Oregon

Acquired: D1 '06

NFL Years: 3

Games Played/Started: (2008, 16/16)

Totals: 48/48

Playoff Totals: 4/4

2008 POSTSEASON - Started all 3 games and finished 5th on the team with 12 tackles (10 solo) and his **1st-career postsea-son sack** (in the AFC Championship).**AFC Championship at Pit. (1/18/09)** - Led the DL and finished 3rd on the team with 6 tackles and his **1st-career postsea-son sack** (-8 yards) against the Steelers.**Divisional Game at Ten. (1/10/09)** - Started and tied for the DL (Justin Bannan) lead with 4 tackles (all solo) in the 13-10 victory.**Wild Card at Mia. (1/4/09)** - Dominated the line of scrimmage, posting 2 tackles as part of a defense that held the Dolphins to 52 rushing yards (2.5 avg.) in the 27-9 win...Ngata also had a crushing block on Miami's WR Ten Ginn, Jr. on Ed Reed's INT return for a TD.**2008 REGULAR SEASON** - Was named as a 1st alternate to the Pro Bowl...Anchor of the Ravens' defensive line, starting all 16 games for the 3rd consecutive year...Led the DL with 77 tackles (43 solo), 1 sack, a **career-high 2 INTs** and 4 PD as part of the NFL's 2nd-ranked defense..Ravens finished 2008 having not allowed a 100-yard rusher in 35 consecutive games.**Game 16 vs. Jax. (12/28)** - Posted 2 solo tackles in the 27-7 victory over the Jaguars.**Game 15 at Dal. (12/20)** - Led the DL with 5 tackles, including 3 solo, while helping hold the Cowboys to 92 rushing yards.**Game 14 vs. Pit. (12/14)** - Started and led the DL with 5 tackles against the Steelers.**Game 13 vs. Was. (12/7)** - Helped dominate the line of scrimmage, allowing the Redskins to average just 3.0 yards per carry and posted 6 tackles, including 4 solo, and a QB hit in the 24-10 win against the Redskins.**Game 12 at Cin. (11/30)** - Plugged up the middle, recorded 3 tackles (2 solo) and was part of a defense that held the Bengals to 155 total yards and 6 1st downs in the 34-3 victory.**Game 11 vs. Phi. (11/23)** - Dominated the line of scrimmage when he posted 6 tackles (3 solo), helping to hold the Eagles to 206 total yards, including 86 rushing in the 36-7 win.**Game 10 at NYG (11/16)** - Led the Ravens' DL with 8 tackles, including 1 TFL against the Giants.**Game 9 at Hou. (11/9)** - Started and was a dominant force, recording a tackle, 3 QB hits, 2 PD and an INT in the end zone, squashing a Texans' goal line threat in the 41-13 victory...Also saw action along the offensive line in short-and-goal situations.**Game 8 at Cle. (11/2)** - Started, posted 5 tackles, and helped dominate the line of scrimmage, holding the Browns to just 2.8 yards per carry...Also saw action on the offensive side of the ball at TE in the 37-27 win at Cleveland.**Game 7 vs. Oak. (10/26)** - Recorded 4 tackles and his 1st sack of the season (-8 yards) against Oakland...Also helped hold the Raiders to 47 yards rushing (2.5 avg.) in the 29-10 victory.

Game 6 at Mia. (10/19) - Led the DL with 5 tackles, helping the team dominate the line of scrimmage, allowing just 71 yards rushing in the 27-13 victory.

Game 5 at Ind. (10/12) - Posted 4 tackles, including 3 solo against the Colts.

Game 4 vs. Ten. (10/5) - Led the DL with 5 tackles (2 solo) and had a PD (that led to a Justin Bannan INT), and was part of a defense that held the Titans to 47 rushing yards.

Game 3 at Pit. (9/29) - Led the DL with 5 tackles, 1 INT (which led to a FG) and 1 PD, helping the defense hold the Steelers to 2.5 yards per carry.

Game 2 vs. Cle. (9/21) - Posted 6 tackles and helped dominate the line of scrimmage, helping hold the Browns to 27 total yards in the 2nd half of the 28-10 win.

Game 1 vs. Cin. (9/7) - Started and tied for the DL lead (Justin Bannan) with 4 tackles (3 solo) and had a PD.

2008 Postseason Statistics

	<u>Total</u>	<u>Solo</u>	<u>As.</u>	<u>Sacks</u>	<u>Yds</u>	<u>INT</u>	<u>Yds</u>	<u>PD</u>	<u>FF</u>	<u>FR</u>
Ngata	12	10	2	1	8	0	0	0	0	0

Career Postseason Statistics

	<u>Total</u>	<u>Solo</u>	<u>As.</u>	<u>Sacks</u>	<u>Yds</u>	<u>INT</u>	<u>Yds</u>	<u>PD</u>	<u>FF</u>	<u>FR</u>
Ngata	19	13	6	1	8	0	0	0	0	0


2008 Regular Season Statistics

	<u>Total</u>	<u>Solo</u>	<u>As.</u>	<u>Sacks</u>	<u>Yds</u>	<u>INT</u>	<u>Yds</u>	<u>PD</u>	<u>FF</u>	<u>FR</u>
Ngata	77	43	34	1	8	2	1	4	0	0

Career Statistics

	<u>Total</u>	<u>Solo</u>	<u>As.</u>	<u>Sacks</u>	<u>Yds</u>	<u>INT</u>	<u>Yds</u>	<u>PD</u>	<u>FF</u>	<u>FR</u>
Ngata	222	129	93	5	25	3	61	9	1	0

Career Notes: Established himself as a force along the defensive line in his 2nd year (2007)...Has the skills to stuff the run and rush the passer...Posted a career-high 94 tackles and 3 sacks in 2007, earning *USA Today* All-Joe honors (players who are critical to their team, but don't earn Pro Bowl nods)...Started all 16 games as a rookie, posting 51 tackles (28 solo), 3 PD, 1 sack and 1 INT in 2006.

	90 TREVOR PRYCE				<i>Defensive Tackle</i>		
	Ht / Wt: 6-5, 290	Born: 8/3/75	College: Clemson	Acquired: FA '06	NFL Years: 12		
Games Played/Started: (2008, 16/16)		Totals: 158/148		Playoff Totals: 15/10			

2008 POSTSEASON - Started all 3 games at DT and finished with 3 tackles (all solo), 1 sack (-6 yards) and 1 PD.

AFC Championship at Pit. (1/18/09) - Netted 2 tackles and a PD against the Steelers.

Divisional Game at Ten. (1/10/09) - Started, but did not post a tackle in the 13-10 victory over the Titans.

Wild Card at Mia. (1/4/09) - Started and netted a solo tackle, a sack (-6 yards) and 2 other QB hits as part of a defense that held the Dolphins to 52 rushing yards (2.5 avg.) in the 27-9 win.

2008 REGULAR SEASON - Started all 16 games along the Ravens' defensive line and recorded 35 tackles, including 20 solo...Was 3rd on the Ravens with 4.5 sacks and had 6 PD as part of the NFL's 2nd-ranked defense.

Game 16 vs. Jax. (12/28) - Posted 2 solo tackles in the 27-7 victory over the Jaguars.

Game 15 at Dal. (12/20) - Posted a solo tackle and 2 QB hits, while helping hold the Cowboys to 92 yards rushing in the 33-24 win.

Game 14 vs. Pit. (12/14) - Started and posted 2 solo tackles against the Steelers.

Game 13 vs. Was. (12/7) - Netted a solo tackle and 2 QB hits in the 24-10 win against the Redskins.

Game 12 at Cin. (11/30) - Dominated the line of scrimmage, posting 2 tackles, 3 QB hits, 1 PD, and was part of a defense that held the Bengals to 155 total yards and 6 1st downs in the 34-3 victory.

Game 11 vs. Phi. (11/23) - Recorded 3 tackles, including a half-sack (-3 yards), helping to hold the Eagles to 206 total yards, including 86 rushing in the 36-7 win.

Game 10 at NYG (11/16) - Started and recorded 1 tackle and 2 QB hits against the Giants.

Game 9 at Hou. (11/9) - Recorded 4 tackles, a sack (-5 yards) and helped limit the Texans to 75 total rushing yards in the 41-13 victory.

Game 8 at Cle. (11/2) - Netted 3 tackles (1 solo), a sack (-9 yards) and 3 PD, and helped limit Cleveland to 2.8 yards per carry.

Game 7 vs. Oak. (10/26) - Posted 3 tackles and helped hold the Raiders to 47 yards rushing (2.5 avg.)...The defense sacked JaMarcus Russell 4 times in the 29-10 victory.

Game 6 at Mia. (10/19) - Started at DE and posted a tackle, helping the team dominate the line of scrimmage, allowing just 71 yards rushing in the 27-13 victory.

Game 5 at Ind. (10/12) - Netted 4 tackles (3 solo) and a sack (-4 yards).

Game 4 vs. Ten. (10/5) - Started at DE and had 3 tackles (1 TFL) and 1 PD and was part of a defense that held the Titans to 47 rushing yards.

Game 3 at Pit. (9/29) - Posted 1 tackle and helped the defense hold the Steelers to 2.5 yards per rush.

Game 2 vs. Cle. (9/21) - Netted 3 tackles, 1 sack (-2 yards) and 1 PD, to help hold the Browns to 27 total yards in the 2nd half.

Game 1 vs. Cin. (9/7) - Started and posted 2 tackles and had 2 QB hits.

2008 Postseason Statistics

	<u>Total</u>	<u>Solo</u>	<u>As.</u>	<u>Sacks</u>	<u>Yds</u>	<u>INT</u>	<u>Yds</u>	<u>PD</u>	<u>FF</u>	<u>FR</u>
Pryce	3	3	0	1	6	0	0	1	0	0

Career Postseason Statistics

	<u>Total</u>	<u>Solo</u>	<u>As.</u>	<u>Sacks</u>	<u>Yds</u>	<u>INT</u>	<u>Yds</u>	<u>PD</u>	<u>FF</u>	<u>FR</u>
Pryce	30	19	11	2.5	9.5	0	0	2	0	0

2008 Regular Season Statistics

	<u>Total</u>	<u>Solo</u>	<u>As.</u>	<u>Sacks</u>	<u>Yds</u>	<u>INT</u>	<u>Yds</u>	<u>PD</u>	<u>FF</u>	<u>FR</u>
Pryce	35	20	15	4.5	23	0	0	6	0	0

Career Statistics

	<u>Total</u>	<u>Solo</u>	<u>As.</u>	<u>Sacks</u>	<u>Yds</u>	<u>INT</u>	<u>Yds</u>	<u>PD</u>	<u>FF</u>	<u>FR</u>
Pryce	518	389	129	83.5	560.5	2	1	15	13	4

Career Notes: Four-time Pro Bowl and 2-time All-Pro selection who is a consistent force along the defensive line...Tied his career high, leading the Ravens with 13 sacks while starting all 16 games in his 1st season with Baltimore (2006), also posting a career-high 73 tackles (49 solo)...Physically imposing, versatile athlete who can play DT, as well as DE...Finished his career with the Broncos tied for 5th on their all-time sacks list with 64.5.

LINEBACKERS



51 BRENDON AYANBADEJO

Linebacker

Ht / Wt: 6-1, 228

Born: 9/6/76

College: UCLA

Acquired: FA '08

NFL Years: 6

Games Played/Started: (2008, 16/0)

Totals: 96/3

Playoff Totals: 7/0

2008 POSTSEASON - Saw action in all 3 postseason games in his 1st season with the Ravens and tied for the team lead with 3 solo special teams tackles.

AFC Championship at Pit. (1/18/09) - Saw action on special teams, but did not record a tackle against the Steelers.

Divisional Game at Ten. (1/10/09) - Led the team with a **career-high 3 solo special teams tackles** in the 13-10 win.

Wild Card at Mia. (1/4/09) - Played on special teams in the 27-9 win over the Dolphins.

2008 REGULAR SEASON - Earned his **3rd consecutive Pro Bowl** berth after playing in all 16 games, leading the team with a **career-high 30 special teams tackles** and 1 FR...Ayanbadejo also recorded 2 tackles and his **1st-career sack** (-9 yards) from scrimmage as part of the NFL's 2nd-ranked defense.

Game 16 vs. Jax. (12/28) - Netted a solo special teams tackle in the 27-7 victory over the Jaguars.

Game 15 at Dal. (12/20) - **Established a new single-season special teams tackle career high (29)**, after netting 3 stops in the 33-24 win over the Cowboys.

Game 14 vs. Pit. (12/14) - Saw action on special teams and from scrimmage against the Steelers.

Game 13 vs. Was. (12/7) - Saw action on special teams and recorded a tackle in the 24-10 win against the Redskins.

Game 12 at Cin. (11/30) - Saw action from scrimmage, recording his **1st-career sack** (-9 yards) and netted 3 special teams tackles in the 34-3 victory.

Game 11 vs. Phi. (11/23) - Led the team lead with a season-high 4 special teams tackles in the 36-7 win.

Game 10 at NYG (11/16) - Saw action from scrimmage and had a fumble recovery on special teams against the Giants.

Game 9 at Hou. (11/9) - Saw action from scrimmage, posting a tackle and had 2 special teams tackles in the 41-13 victory at Houston.

Game 8 at Cle. (11/2) - Led the Ravens with 4 solo special teams tackles in the 37-27 victory at Cleveland.

Game 7 vs. Oak. (10/26) - Had 2 special teams tackles in the 29-10 win over the Raiders.

Game 6 at Mia. (10/19) - Tied for the team lead (Tom Zbikowski) with 3 special teams tackles (2 solo) in the 27-13 win at Miami.

Game 5 at Ind. (10/12) - Played on special teams, but did not have a tackle.

Game 4 vs. Ten. (10/5) - Saw action on special teams against Tennessee.

Game 3 at Pit. (9/29) - Tied for the team lead (Antwan Barnes and Tom Zbikowski) with 3 special teams tackles against the Steelers.

Game 2 vs. Cle. (9/21) - Posted 2 special teams tackles in the 28-10 win against the Browns.

Game 1 vs. Cin. (9/7) - Saw action from scrimmage and on special teams, but did not record a tackle before leaving the game in the 2nd quarter with a leg injury.

2008 Postseason Statistics

	Total	Solo	As.	Sacks	Yds	INT	Yds	PD	FF	FR	ST Tackles
Ayanbadejo	0	0	0	0	0	0	0	0	0	0	3

Career Postseason Statistics

	Total	Solo	As.	Sacks	Yds	INT	Yds	PD	FF	FR	ST Tackles
Ayanbadejo	0	0	0	0	0	0	0	0	0	0	11

2008 Regular Season Statistics

	Total	Solo	As.	Sacks	Yds	INT	Yds	PD	FF	FR	ST Tackles
Ayanbadejo	2	1	1	1	9	0	0	0	0	0	30

Career Statistics

	Total	Solo	As.	Sacks	Yds	INT	Yds	PD	FF	FR	ST Tackles
Ayanbadejo	45	22	23	1	9	1	2	1	0	0	154

Career Notes: Three-time Pro Bowler (2006, 2007 and '08) and 2-time alternate (2004 and 2005)...Earned All-NFL and All-NFC honors from *Pro Football Weekly/Pro Football Writers Association* in 2006...Also named All-Pro by *ESPN.com* and *Sports Illustrated* in 2005.



50 ANTWAN BARNES

Outside Linebacker

Ht / Wt: 6-1, 245

Born: 10/19/84

College: Florida International

Acquired: D4a '07

NFL Years: 2

Games Played/Started: (2008, 13/0)

Totals: 27/0

Playoff Totals: 0/0

2008 POSTSEASON - Was inactive (shoulder) for all 3 postseason games.

AFC Championship at Pit. (1/18/09) - Listed as a game-day inactive (shoulder) against the Steelers.

Divisional Game at Ten. (1/10/09) - Was a game-day inactive (shoulder) in the 13-10 victory.

Wild Card at Mia. (1/4/09) - Was a game-day inactive (shoulder) in the 27-9 win.

2008 REGULAR SEASON - Saw action in 13 games, netting 9 special teams tackles and 5 tackles from scrimmage as part of the NFL's 2nd-ranked defense.

Game 16 vs. Jax. (12/28) - Was a game-day inactive in the 27-7 win over the Jaguars.

Game 15 at Dal. (12/20) - Posted a tackle from scrimmage and saw action on special teams in the 33-24 victory over the Cowboys.

Game 14 vs. Pit. (12/14) - Saw action on special teams, but did not record a tackle against the Steelers.

Game 13 vs. Was. (12/7) - Played on special teams and recorded a solo tackle in the 24-10 win against the Redskins.

Game 12 at Cin. (11/30) - Saw action from scrimmage and on special teams, but did not record a tackle in the 34-3 victory.

Game 11 vs. Phi. (11/23) - Netted 1 tackle from scrimmage, including a TFL, and 2 special teams stops in the 36-7 win over the Eagles.

Game 10 at NYG (11/16) - Listed as a game-day inactive against the Giants.

Game 9 at Hou. (11/9) - Was a game-day inactive in the 41-13 victory at Houston.

Game 8 at Cle. (11/2) - Played on special teams (posted 1 tackle) and saw action from scrimmage in the 37-27 win.

Game 7 vs. Oak. (10/26) - Saw action on special teams in the 29-10 victory.

Game 6 at Mia. (10/19) - Posted a solo special teams tackle and a tackle from scrimmage against the Dolphins.

Game 5 at Ind. (10/12) - Played from scrimmage and on special teams against the Colts.

Game 4 vs. Ten. (10/5) - Saw action on special teams against Tennessee.

Game 3 at Pit. (9/29) - Tied for the team lead (Brendon Ayanbadejo and Tom Zbikowski) with 3 special teams tackles and had 1 tackle from scrimmage and a QB hit against the Steelers.

Game 2 vs. Cle. (9/21) - Subbed from scrimmage and posted a special teams tackle in the 28-10 victory over the Browns.

Game 1 vs. Cin. (9/7) - Saw action on special teams and from scrimmage, but did not record a tackle.

2008 Postseason Statistics

	<u>Total</u>	<u>Solo</u>	<u>As.</u>	<u>Sacks</u>	<u>Yds</u>	<u>INT</u>	<u>Yds</u>	<u>PD</u>	<u>FF</u>	<u>FR</u>	<u>ST Tackles</u>
Barnes	0	0	0	0	0	0	0	0	0	0	0

Career Postseason Statistics

	<u>Total</u>	<u>Solo</u>	<u>As.</u>	<u>Sacks</u>	<u>Yds</u>	<u>INT</u>	<u>Yds</u>	<u>PD</u>	<u>FF</u>	<u>FR</u>	<u>ST Tackles</u>
Barnes	0	0	0	0	0	0	0	0	0	0	0

2008 Regular Season Statistics

	<u>Total</u>	<u>Solo</u>	<u>As.</u>	<u>Sacks</u>	<u>Yds</u>	<u>INT</u>	<u>Yds</u>	<u>PD</u>	<u>FF</u>	<u>FR</u>	<u>ST Tackles</u>
Barnes	5	3	2	0	0	0	0	0	0	0	9

Career Statistics

	<u>Total</u>	<u>Solo</u>	<u>As.</u>	<u>Sacks</u>	<u>Yds</u>	<u>INT</u>	<u>Yds</u>	<u>PD</u>	<u>FF</u>	<u>FR</u>	<u>ST Tackles</u>
Barnes	13	7	6	2	20	0	0	0	0	0	17

Career Notes: Explosive and powerful player who plays with tremendous leverage and a non-stop motor...Earned extensive playing time as a rookie...Played in 14 games, recording 8 tackles from scrimmage, including 2 sacks...Recorded his 1st-career sack vs. NE (12/3/07)...One of 15 different players to record at least 1 sack for Baltimore in 2007, tying Jacksonville for the most in the NFL.

	59 NICK GREISEN		<i>Inside Linebacker</i>								
	Ht / Wt: 6-1, 250	Born: 8/10/79	College: Wisconsin	Acquired: FA '07	NFL Years: 7						
Games Played/Started: (2008, 14/1)			Totals: 98/34		Playoff Totals: 5/1						

2008 POSTSEASON - Saw action in all 3 postseason games and tied for the team lead with 3 special teams tackles.

AFC Championship at Pit. (1/18/09) - Saw action on special teams, but did not record a tackle against the Steelers.

Divisional Game at Ten. (1/10/09) - Played from scrimmage and on special teams (1 tackle) in the 13-10 victory.

Wild Card at Mia. (1/4/09) - Saw action from scrimmage and on special teams (1 solo tackle) in the 27-9 win over the Dolphins.

2008 REGULAR SEASON - Played in 14 games, posting 5 solo tackles from scrimmage and finished 5th on the team with 12 special teams tackles.

Game 16 vs. Jax. (12/28) - Posted a solo tackle from scrimmage and a special teams stop in the 27-7 win over the Jaguars.

Game 15 at Dal. (12/20) - Had 2 special teams tackles in the 33-24 win over the Cowboys.

Game 14 vs. Pit. (12/14) - Played on special teams and from scrimmage against the Steelers.

Game 13 vs. Was. (12/7) - Saw action from scrimmage and on special teams (1 tackle) in the 24-10 win against the Redskins.

Game 12 at Cin. (11/30) - Saw action from scrimmage and on special teams, but did not record a tackle in the 34-3 victory.

Game 11 vs. Phi. (11/23) - Saw action on special teams, but did not record a tackle in the 36-7 victory over the Eagles.

Game 10 at NYG (11/16) - Started at LB (5-LB set) and saw action on special teams, but did not record a tackle.

Game 9 at Hou. (11/9) - Saw action from scrimmage, posting 3 solo tackles and had 2 special teams tackles in the 41-13 win.

Game 8 at Cle. (11/2) - Netted 2 special teams tackles and saw action from scrimmage in the 37-27 victory in Cleveland.

Game 7 vs. Oak. (10/26) - Posted a solo tackle from scrimmage and 2 special teams tackles in the 29-10 victory.

Game 6 at Mia. (10/19) - Saw action from scrimmage and played on special teams in the 27-13 victory over the Dolphins.

Game 5 at Ind. (10/12) - Posted a special teams tackle.

Game 4 vs. Ten. (10/5) - Played on special teams against the Titans.

Game 3 at Pit. (9/29) - Was inactive (thigh) for the 2nd-consecutive week.

Game 2 vs. Cle. (9/21) - Was a game-day inactive (thigh) in the 28-10 win.

Game 1 vs. Cin. (9/7) - Posted a solo special teams tackle against the Bengals.

2008 Postseason Statistics

	<u>Total</u>	<u>Solo</u>	<u>As.</u>	<u>Sacks</u>	<u>Yds</u>	<u>INT</u>	<u>Yds</u>	<u>PD</u>	<u>FF</u>	<u>FR</u>	<u>ST Tackles</u>
Greisen	0	0	0	0	0	0	0	0	0	0	2

Career Postseason Statistics

	<u>Total</u>	<u>Solo</u>	<u>As.</u>	<u>Sacks</u>	<u>Yds</u>	<u>INT</u>	<u>Yds</u>	<u>PD</u>	<u>FF</u>	<u>FR</u>	<u>ST Tackles</u>
Greisen	7	4	3	0	0	0	0	0	0	0	2

2008 Regular Season Statistics

	<u>Total</u>	<u>Solo</u>	<u>As.</u>	<u>Sacks</u>	<u>Yds</u>	<u>INT</u>	<u>Yds</u>	<u>PD</u>	<u>FF</u>	<u>FR</u>	<u>ST Tackles</u>
Greisen	5	5	0	0	0	0	0	0	0	0	12

Career Statistics

	<u>Total</u>	<u>Solo</u>	<u>As.</u>	<u>Sacks</u>	<u>Yds</u>	<u>INT</u>	<u>Yds</u>	<u>PD</u>	<u>FF</u>	<u>FR</u>	<u>ST Tackles</u>
Greisen	280	190	90	4	31	1	6	12	5	7	63

Career Notes: A versatile and physical ILB, Greisen has the ability to play all 3 LB positions...Recorded a career-high 82 tackles in 2006, along with 1st career INT in 10 starts with the Jaguars...Posted a single-game-career high 17 tackles in 2007.



95 JARRET JOHNSON

Outside Linebacker

Ht / Wt: 6-3, 265

Born: 8/14/81

College: Alabama

Acquired: D4a '03

NFL Years: 6

Games Played/Started: (2008, 16/16)

Totals: 95/47

Playoff Totals: 5/3

2008 POSTSEASON - Started all 3 games at LB and finished with 6 solo tackles and a FF, which was recovered by the Ravens.

AFC Championship at Pit. (1/18/09) - Posted a solo tackle against the Steelers.

Divisional Game at Ten. (1/10/09) - Started and netted 3 solo tackles and a FF, which was recovered by the Ravens in the 13-10 victory.

Wild Card at Mia. (1/4/09) - Started and netted 2 tackles and a QB hit as part of a defense that held the Dolphins to 52 rushing yards (2.5 avg.) and tied a postseason franchise record by forcing 5 turnovers (4 INTs) in the 27-9 win.

2008 REGULAR SEASON - Started all 16 games for the 2nd-consecutive season, finishing the season 5th on the team with 82 tackles (46 solo), a **career-high 5 sacks** (2nd on team), 4 PD, 2 FFs and 1 FR as part of the NFL's 2nd-ranked defense.

Game 16 vs. Jax. (12/28) - Netted 1 solo tackle, a TFL and a QB hit in the 27-7 win over the Jaguars.

Game 15 at Dal. (12/20) - Posted 2 solo tackles despite being slowed by a calf injury in the 33-24 win over the Cowboys.

Game 14 vs. Pit. (12/14) - Started and had 4 tackles, including 3 solo and also had a KOR for 13 yards against the Steelers.

Game 13 vs. Was. (12/7) - Netted 5 tackles and 1 PD in the 24-10 win against the Redskins.

Game 12 at Cin. (11/30) - Netted 5 tackles, a half-sack and was part of a defense that held the Bengals to 155 total yards and 6 1st downs in the 34-3 victory.

Game 11 vs. Phi. (11/23) - Recorded 6 tackles (4 solo), including a **career-high 1.5 sacks** (-9 yards), 1 FF and 1 FR, helping force the Eagles into 5 turnovers in the 36-7 win.

Game 10 at NYG (11/16) - Finished with 8 tackles, including a sack (-7 yards) against the Giants.

Game 9 at Hou. (11/9) - Started and produced 6 tackles (4 solo), helping limit the Texans to 75 total rushing yards in the 41-13 win.

Game 8 at Cle. (11/2) - Started and posted 6 tackles (4 solo), including 1 TFL in the 37-27 win.

Game 7 vs. Oak. (10/26) - Posted 4 tackles, a sack (-10 yards), and a PD...Helped hold the Raiders to 47 yards rushing (2.5 avg.), while the defense sacked JaMarcus Russell 4 times in the 29-10 victory.

Game 6 at Mia. (10/19) - Registered 1 tackle and helped dominate the line of scrimmage, allowing just 71 yards rushing in the 27-13 victory.

Game 5 at Ind. (10/12) - Led the team with 10 tackles, including 1 TFL against Indianapolis.

Game 4 vs. Ten. (10/5) - Netted 6 tackles, including 4 solo and 2 QB hits and was part of a defense that held the Titans to 47 rushing yards.

Game 3 at Pit. (9/29) - Recorded 5 tackles (4 solo) and had 1 PD and 1 FF against the Steelers.

Game 2 vs. Cle. (9/21) - Posted 5 tackles and helped hold the Browns to 27 total yards in the 2nd half in the 28-10 win.

Game 1 vs. Cin. (9/7) - Started and posted 7 tackles (6 solo) and a sack (-4 yards) against the Bengals.

2008 Postseason Statistics

	Total	Solo	As.	Sacks	Yds	INT	Yds	PD	FF	FR
Johnson	6	6	0	0	0	0	0	0	1	0

Career Postseason Statistics

	Total	Solo	As.	Sacks	Yds	INT	Yds	PD	FF	FR
Johnson	7	6	1	0	0	0	0	0	1	0

2008 Regular Season Statistics

	Total	Solo	As.	Sacks	Yds	INT	Yds	PD	FF	FR
Johnson	82	46	36	5	32	0	0	4	2	1

Career Statistics

	Total	Solo	As.	Sacks	Yds	INT	Yds	PD	FF	FR
Johnson	320	191	129	10	67.5	1	6	12	5	2

Career Notes: Tough, physical athlete with tremendous versatility...In 2007, started all 16 games for the 1st time in his career and finished the season tied for 5th on the team (Ngata) with a career-high 94 tackles (59 solo) despite being slowed for much of the year with a broken thumb.



52 RAY LEWIS

Inside Linebacker

Ht / Wt: 6-1, 250

Born: 5/15/75

College: Miami (FL)

Acquired: D1b '96

NFL Years: 12

Games Played/Started: (2008, 16/16)

Totals: 178/177

Playoff Totals: 11/11

2008 POSTSEASON - Led the team with 29 tackles (23 solo), 1 PD and 2 FFs (both recovered by the Ravens) in 3 games.

AFC Championship at Pit. (1/18/09) - Led the team with 9 tackles (6 solo), 1 PD and 1 FF (recovered by the Ravens) against the Steelers.

Divisional Game at Ten. (1/10/09) - Tied for the team lead (Bart Scott) with 11 tackles, including 8 solo and a FF in the 13-10 victory.

Wild Card at Mia. (1/4/09) - Led the team with 9 tackles, including 1 TFL as part of a defense that held the Dolphins to 52 rushing yards (2.5 avg.) and tied a postseason franchise record by forcing 5 turnovers (4 INTs) in the 27-9 win.

2008 REGULAR SEASON - Earned his **10th Pro Bowl** berth after starting all 16 games, leading the team with 160 tackles (10th season with at least 150 tackles), 3.5 sacks (-32.5 yards), 3 INTs, 1 FF, 2 FRs and 12 PD as the heart and soul of the NFL's 2nd-ranked defense...Ravens finished 2008 having not allowed a 100-yard rusher in 35 consecutive games.

Game 16 vs. Jax. (12/28) - Led the team with 13 tackles and recorded a **career-high 2 FRs** in the 27-7 victory over the Jaguars.

Game 15 at Dal. (12/20) - Recorded 8 tackles (4 solo), a half-sack (-2.5 yards) and a PD in the 33-24 win over the Cowboys.

Game 14 vs. Pit. (12/14) - Netted 7 tackles, including a sack (-8 yards) against the Steelers.

Game 13 vs. Was. (12/7) - Led the team with 14 tackles, including 10 solo and a sack (-13 yards) in the 24-10 win against the Redskins.

Game 12 at Cin. (11/30) - Led the team with 7 tackles (6 solo), 2 PD and was part of a defense that held the Bengals to 155 total yards and 6 1st downs in the 34-3 victory.

Game 11 vs. Phi. (11/23) - Roamed the field, netting 7 solo tackles, 1 QB hit, 1 PD and helped force the Eagles into 5 turnovers (4 INTs and 1 FR) in the 36-7 win.

Game 10 at NYG (11/16) - Led the team with 14 tackles and an INT on the Ravens' 6-yard line to end a scoring threat at the end of the 1st half against the Giants.

Game 9 at Hou. (11/9) - Earned **AFC Defensive Player of the Week** honors as he was a dominating, disruptive force, leading the team with 9 tackles (6 solo), 2 PD and 2 INTs (1 of which led to a Ravens' TD)...Also helped limit the Texans to 75 total rushing yards in the 41-13 victory.

Game 8 at Cle. (11/2) - Led the team with 14 tackles and helped hold the Browns to 2.8 yards per carry in the 37-27 victory in Cleveland.

Game 7 vs. Oak. (10/26) - Led the team with 10 tackles, posted a PD and helped hold the Raiders to 47 yards rushing (2.5 avg.)...The defense sacked JaMarcus Russell 4 times in the 29-10 victory.

Game 6 at Mia. (10/19) - Led the Ravens with 10 tackles and helped dominate the line of scrimmage, allowing just 71 yards rushing in the 27-13 victory.

Game 5 at Ind. (10/12) - Netted 7 tackles (4 solo) and a sack (-9 yards) against the Colts.

Game 4 vs. Ten. (10/5) - Led the team with 8 tackles (5 solo), including 2 TFL and had 1 PD and was part of a defense that held the Titans to 47 rushing yards.

Game 3 at Pit. (9/29) - Led the team with 13 tackles, including 7 solo and had 1 PD, while helping hold the Steelers to 2.5 yards per rush.

Game 2 vs. Cle. (9/21) - Tied for the team lead (Dawan Landry) with 8 tackles (5 solo) and had 1 PD (which led to a Chris McAlister INT) in the 28-10 win.

Game 1 vs. Cin. (9/7) - Led the team with 11 tackles and had a FF, which the Ravens recovered against the Bengals.

2008 Postseason Statistics

	<u>Total</u>	<u>Solo</u>	<u>As.</u>	<u>Sacks</u>	<u>Yds</u>	<u>INT</u>	<u>Yds</u>	<u>TDs</u>	<u>PD</u>	<u>FF</u>	<u>FR</u>
Lewis	29	23	6	0	0	0	0	0	1	2	0

Career Postseason Statistics

	<u>Total</u>	<u>Solo</u>	<u>As.</u>	<u>Sacks</u>	<u>Yds</u>	<u>INT</u>	<u>Yds</u>	<u>TDs</u>	<u>PD</u>	<u>FF</u>	<u>FR</u>
Lewis	132	86	46	0	0	2	54	1	8	2	1

2008 Regular Season Statistics

	<u>Total</u>	<u>Solo</u>	<u>As.</u>	<u>Sacks</u>	<u>Yds</u>	<u>INT</u>	<u>Yds</u>	<u>TDs</u>	<u>PD</u>	<u>FF</u>	<u>FR</u>
Lewis	160	84	76	3.5	32.5	3	43	0	12	1	2

Career Statistics

	<u>Total</u>	<u>Solo</u>	<u>As.</u>	<u>Sacks</u>	<u>Yds</u>	<u>INT</u>	<u>Yds</u>	<u>TDs</u>	<u>PD</u>	<u>FF</u>	<u>FR</u>
Lewis	2,182	1,451	731	33.5	226	28	464	2	102	12	14

Career Notes: Ten-time Pro Bowler, 2-time NFL Defensive Player of the Year and Super Bowl XXXV MVP, who is arguably the greatest LB and one of the best players in NFL history...Lewis is the Ravens' franchise leader in career tackles (2,182 total)...Also has recorded 111 tackles (72 solo), 2 INTs returned for 54 yards (including 1 for a TD), 10 PD, 2 FFs and 1 FR in 8 career post-season games.



53 JAMEEL McCLAIN

Linebacker

Ht / Wt: 6-1, 250

Born: 7/25/85

College: Syracuse

Acquired: FA '08

NFL Years: R

Games Played/Started: (2008, 16/0)

Totals: 16/0

Playoff Totals: 3/0

2008 POSTSEASON - Saw action in all 3 games and tied for the team lead with 3 special teams tackles...Also recorded 1 solo tackle from scrimmage.

AFC Championship at Pit. (1/18/09) - Played on special teams and from scrimmage, but did not record a tackle against the Steelers.

Divisional Game at Ten. (1/10/09) - Played on special teams (1 tackle) and produced a solo stop from scrimmage in the 13-10 win.

Wild Card at Mia. (1/4/09) - **Played in his 1st-career postseason game** as part of a defense that held the Dolphins to 52 rushing yards (2.5 avg.) and tied a postseason franchise record by forcing 5 turnovers (4 INTs) in the 27-9 win...Also posted 2 special teams stops.

2008 REGULAR SEASON - Saw action in all 16 games after being the only rookie free agent to make the team in 2008...McClain established a new **franchise record with 2 safeties** (sack of JaMarcus Russell and a blocked punt)...He finished 3rd on the team with 17 special teams tackles and added a blocked punt...He also netted 8 solo tackles from scrimmage and 2.5 sacks (-26.5 yards) as part of the NFL's 2nd-ranked defense.

Game 16 vs. Jax. (12/28) - Recorded a **career-high 3 solo tackles** from scrimmage and a special teams stop in the 27-7 victory over the Jaguars.

Game 15 at Dal. (12/20) - Posted 2 solo tackles and a sack (-12 yards) and added special teams stop in the 33-24 win.

Game 14 vs. Pit. (12/14) - Saw action on special teams against the Steelers.

Game 13 vs. Was. (12/7) - Recorded 2 special teams tackles and a deflected punt in the 24-10 win against the Redskins.

Game 12 at Cin. (11/30) - Saw action from scrimmage and posted a solo special teams tackle in the 34-3 victory.

Game 11 vs. Phi. (11/23) - Recorded 2 special teams tackles and blocked a punt, scoring a safety (which set a **Ravens' franchise record with his 2nd safety of the season**) in the 36-7 win over the Eagles.

Game 10 at NYG (11/16) - Saw action on special teams, recording a solo tackle against the Giants.

Game 9 at Hou. (11/9) - Posted 1 tackle from scrimmage, including a half-sack (-4.5 yards) and had 2 special teams stops in the 41-13 victory against Houston.

Game 8 at Cle. (11/2) - Saw action from scrimmage and on special teams (2 solo tackles) in the 37-27 win.

Game 7 vs. Oak. (10/26) - Saw his 1st-career action from scrimmage...Had a monster game, posting 2 solo tackles, his **1st-career sack (-10 yards), which produced the Ravens' 1st safety since 2006**...McClain also led the Ravens with a **career-high 4 special teams tackles** in the 29-10 victory.

Game 6 at Mia. (10/19) - Saw action on special teams, but did not record a tackle in the 27-13 win over the Dolphins.

Game 5 at Ind. (10/12) - Posted a special teams tackle against Indianapolis.

Game 4 vs. Ten. (10/5) - Played on special teams against the Titans.

Game 3 at Pit. (9/29) - Saw action on special teams, but did not record a tackle against the Steelers.

Game 2 vs. Cle. (9/21) - Posted 2 special teams tackles in the 28-10 win against the Browns.

Game 1 vs. Cin. (9/7) - **Saw action in his 1st-career NFL game** on special teams, but did not record a tackle.

2008 Postseason Statistics

	<u>Total</u>	<u>Solo</u>	<u>As.</u>	<u>Sacks</u>	<u>Yds</u>	<u>INT</u>	<u>Yds</u>	<u>PD</u>	<u>FF</u>	<u>FR</u>	<u>ST Tackles</u>
McClain	1	1	0	0	0	0	0	0	0	0	3

Career Postseason Statistics

	<u>Total</u>	<u>Solo</u>	<u>As.</u>	<u>Sacks</u>	<u>Yds</u>	<u>INT</u>	<u>Yds</u>	<u>PD</u>	<u>FF</u>	<u>FR</u>	<u>ST Tackles</u>
McClain	1	1	0	0	0	0	0	0	0	0	3

2008 Regular Season Statistics

	<u>Total</u>	<u>Solo</u>	<u>As.</u>	<u>Sacks</u>	<u>Yds</u>	<u>INT</u>	<u>Yds</u>	<u>PD</u>	<u>FF</u>	<u>FR</u>	<u>ST Tackles</u>
McClain	8	8	0	2.5	26.5	0	0	0	0	0	18

Career Regular Season Statistics

	<u>Total</u>	<u>Solo</u>	<u>As.</u>	<u>Sacks</u>	<u>Yds</u>	<u>INT</u>	<u>Yds</u>	<u>PD</u>	<u>FF</u>	<u>FR</u>	<u>ST Tackles</u>
McClain	8	8	0	2.5	26.5	0	0	0	0	0	18

Career Notes: Was the only player to make the Ravens' roster as a rookie free agent in 2008...Totaled 170 tackles (82 solo), 21.5 TFL, 11.5 sacks, 3 FRs, 1 FF and 1 INT in his 4-year career at Syracuse.



58 ROBERT McCUNE

Linebacker

Ht / Wt: 6-0, 240	Born: 3/9/79	College: Louisville	Acquired: FA '07	NFL Years: 3
--------------------------	---------------------	----------------------------	-------------------------	---------------------

Games Played/Started: (2008, 1/0) **Totals:** 8/0 **Playoff Totals:** 2/0

2008 POSTSEASON - Was inactive for all 3 postseason contests for the Ravens after being re-signed on 12/30.

AFC Championship at Pit. (1/18/09) - Was a game-day inactive against the Steelers.
Divisional Game at Ten. (1/10/09) - Listed as a game-day inactive in the 13-10 victory.
Wild Card at Mia. (1/4/09) - Was a game-day inactive.

2008 REGULAR SEASON - Saw action on special teams in 1 game (11/16 at NYG) before being released.

Career Notes: Tough and talented LB who has the ability to play all 3 LB positions and has special teams skills...Originally drafted by the Washington Redskins in the 5th round (154th pick overall) of the 2005 draft...Spent 4 years in the United States Army and was stationed in both Kuwait and Korea after graduating high school...Joined Ravens TE Daniel Wilcox on a USO tour to Afghanistan to visit with military personnel during the 2006 offseason.



57 BART SCOTT

Inside Linebacker

Ht / Wt: 6-2, 240	Born: 8/18/80	College: Southern Illinois	Acquired: FA '02	NFL Years: 7
--------------------------	----------------------	-----------------------------------	-------------------------	---------------------

Games Played/Started: (2008, 16/16) **Totals:** 109/58 **Playoff Totals:** 5/4

2008 POSTSEASON - Started all 3 games and finished 2nd on the team with 26 tackles, including 22 solo.

AFC Championship at Pit. (1/18/09) - Started and finished 2nd on the team with 7 tackles (6 solo), including 1 TFL and a QB hit against the Steelers.
Divisional Game at Ten. (1/10/09) - Tied for the team lead (Ray Lewis) with 11 tackles, including a **postseason career-high 9 solo**, in the 13-10 victory.
Wild Card at Mia. (1/4/09) - Started and netted 8 tackles (7 solo) as part of a defense that held the Dolphins to 52 rushing yards (2.5 avg.) and tied a postseason franchise record by forcing 5 turnovers (4 INTs) in the 27-9 win.

2008 REGULAR SEASON - Started all 16 games for the 3rd-consecutive season and finished 2nd on the team with 104 tackles (54 solo), 1.5 sacks (-12 yards) and 5 PD as part of the NFL's 2nd-ranked defense...Ravens finished 2008 having not allowed a 100-yard rusher in 35 consecutive games.

- Game 16 vs. Jax. (12/28)** - Posted 10 tackles in the 27-7 victory over the Jaguars.
- Game 15 at Dal. (12/20)** - Led the team with 11 tackles and had a QB hit in the 33-24 win over the Cowboys.
- Game 14 vs. Pit. (12/14)** - Tied for the team lead (Ed Reed) with 8 tackles, including a TFL against the Steelers.
- Game 13 vs. Was. (12/7)** - Posted 6 solo tackles and a PD in the 24-10 win.
- Game 12 at Cin. (11/30)** - Posted 5 tackles, including a half-sack and was part of a defense that held the Bengals to 155 total yards and 6 1st downs in the 34-3 victory.
- Game 11 vs. Phi. (11/23)** - Posted 5 tackles, including 3 solo, 1 PD and helped force the Eagles into 5 turnovers (4 INTs and 1 FR) in the 36-7 win.
- Game 10 at NYG (11/16)** - Started and netted 8 tackles, including 4 solo against the Giants.
- Game 9 at Hou. (11/9)** - Started and had 4 tackles, helping limit the Texans to 75 total rushing yards in the 41-13 victory against Houston.
- Game 8 at Cle. (11/2)** - **Started his 50th-career game** and posted 7 tackles, including 6 solo in the 37-27 win in Cleveland.
- Game 7 vs. Oak. (10/26)** - **Played in his 100th-career game** and recorded 8 tackles (4 solo) and a QB hit against Oakland.
- Game 6 at Mia. (10/19)** - Was all over the field against Miami, posting 8 tackles, including 1 TFL and a QB hit in the 27-13 win.
- Game 5 at Ind. (10/12)** - Posted 6 tackles (5 solo) and had a QB hit against the Colts.
- Game 4 vs. Ten. (10/5)** - Posted 5 tackles, including 1 TFL and 1 QB hit, and he was part of a defense that held the Titans to 47 rushing yards.
- Game 3 at Pit. (9/29)** - Started and recorded 7 tackles (5 solo), 1 sack (-10 yards), 1 FF and 1 PD against Pittsburgh.
- Game 2 vs. Cle. (9/21)** - Netted 5 tackles, including 1 TFL and had a PD in the 28-10 win against the Browns.
- Game 1 vs. Cin. (9/7)** - Started and posted 6 tackles, including 1 TFL and a PD in the 17-10 win.

2008 Postseason Statistics

	<u>Total</u>	<u>Solo</u>	<u>As.</u>	<u>Sacks</u>	<u>Yds</u>	<u>INT</u>	<u>Yds</u>	<u>PD</u>	<u>FF</u>	<u>FR</u>
Scott	26	22	4	0	0	0	0	0	0	0

Career Postseason Statistics

	<u>Total</u>	<u>Solo</u>	<u>As.</u>	<u>Sacks</u>	<u>Yds</u>	<u>INT</u>	<u>Yds</u>	<u>PD</u>	<u>FF</u>	<u>FR</u>	<u>ST Tackles</u>
Scott	38	27	11	0	0	0	0	0	0	0	1

2008 Regular Season Statistics

	<u>Total</u>	<u>Solo</u>	<u>As.</u>	<u>Sacks</u>	<u>Yds</u>	<u>INT</u>	<u>Yds</u>	<u>PD</u>	<u>FF</u>	<u>FR</u>
Scott	104	54	50	1.5	12	0	0	5	0	0

Career Statistics

	<u>Total</u>	<u>Solo</u>	<u>As.</u>	<u>Sacks</u>	<u>Yds</u>	<u>INT</u>	<u>Yds</u>	<u>PD</u>	<u>FF</u>	<u>FR</u>	<u>ST Tackles</u>
Scott	508	321	187	16	104.5	3	31	23	1	4	68

Career Notes: Pro Bowl defensive playmaker with great range and intensity...Has 3 consecutive 100-tackle seasons...Earned his 1st Pro Bowl nod in 2006 after finishing 2nd on the team with 135 tackles, a career-high 9.5 sacks 2 INTs and 9 PD.



55 TERRELL SUGGS

Outside Linebacker

Ht / Wt: 6-3, 260

Born: 10/11/82

College: Arizona State

Acquired: D1a '03

NFL Years: 5

Games Played/Started: (2007, 16/16)

Totals: 96/80

Playoff Totals: 5/5

2008 POSTSEASON - Posted 11 tackles, 1 FR and a *postseason career-high and team-leading 4 sacks* (-35 yards) while starting all 3 games.

AFC Championship at Pit. (1/18/09) - Started and produced a *postseason career-high 2 sacks* (-17 yards) despite playing with a severe shoulder injury and not practicing all week.

Divisional Game at Ten. (1/10/09) - Started and netted 5 tackles (4 solo) and a sack (-6 yards) before leaving the game with a shoulder injury in the 2nd quarter in the 13-10 victory.

Wild Card at Mia. (1/4/09) - Recorded 4 solo tackles, 1 sack (-12 yards) and a FR (that led to a Ravens' TD 4 plays later) as part of a defense that held the Dolphins to 52 rushing yards (2.5 avg.) and tied a postseason franchise record by forcing 5 turnovers (4 INTs) in the 27-9 win.

2008 REGULAR SEASON - Earned his *3rd Pro Bowl* nod after finishing 3rd on the team with a *career-high 102 tackles* (62 solo), a team-leading 8 sacks (-69.5 yards), 11 PD, 2 FFs, 1 FR and 2 INTs, both of which he returned for TDs (44 and 42 yards respectively) as part of the NFL's 2nd-ranked defense...Ravens finished 2008 having not allowed a 100-yard rusher in 35 consecutive games.

Game 16 vs. Jax. (12/28) - Recorded 6 tackles (5 solo), including 3 TFL and a FR in the 27-7 victory over the Jaguars.

Game 15 at Dal. (12/20) - Established a new personal single-season tackle mark (96 tackles), after recording 6 tackles (4 solo), 2 PD and a half-sack (-2.5 yards) in the 33-24 win over the Cowboys.

Game 14 vs. Pit. (12/14) - Posted 2 tackles, a sack (-9 yards) and a FF (recovered by the Ravens) against the Steelers.

Game 13 vs. Was. (12/7) - Netted 8 tackles, a sack (-13 yards) and 2 PD in the 24-10 win against the Redskins.

Game 12 at Cin. (11/30) - Recorded 3 tackles, including a half-sack, posted 2 PD, and was part of a defense that held the Bengals to 155 total yards and 6 1st downs in the 34-3 victory.

Game 11 vs. Phi. (11/23) - Recorded 5 tackles and helped force the Eagles into 5 turnovers (4 INTs and 1 FR) in the 36-7 win.

Game 10 at NYG (11/16) - Posted 11 tackles (6 solo), including a TFL against the Giants.

Game 9 at Hou. (11/9) - Netted 3 tackles, including 2 solo, and helped limit the Texans to 75 total rushing yards in the 41-13 win.

Game 8 at Cle. (11/2) - Dominated another game when he made 9 tackles, 2 QB hits, 2 PD and an INT, which he returned 42 yards for a TD to seal the 10-point victory; it was his 2nd INT returned for a TD in the last 3 weeks.

Game 7 vs. Oak. (10/26) - Turned in another massive performance, recording 9 tackles, including 2 TFL and 1 sack - *the 50th sack of his career* - in the 29-10 victory over Oakland.

Game 6 at Mia. (10/19) - Earned *AFC Defensive player of the Week* honors as he dominated the game, posting 8 tackles (6 solo), a sack (-7 yards) and an INT (1st pick since 2005 season), which he returned 44 yards for his *1st-career TD* in the 27-13 win at Miami.

Game 5 at Ind. (10/12) - Netted 9 tackles, including 2 TFL against Indianapolis.

Game 4 vs. Ten. (10/5) - Netted 4 tackles (3 solo), including a TFL and was part of a defense that held the Titans to 47 rushing yards.

Game 3 at Pit. (9/29) - Posted 6 tackles, including 4 solo and a sack (-7 yards) while helping hold the Steelers to 2.5 yards per rush.

Game 2 vs. Cle. (9/21) - Started and had 3 tackles, including a team-leading 2 sacks (-17 yards) and helped limited the Browns to 27 total yards in the 2nd half in the 28-10 win.

Game 1 vs. Cin. (9/7) - Started and finished 2nd on the team with 8 tackles (5 solo), including 3 TFL and 2 PD in the 17-10 win.

2008 Postseason Statistics

	Total	Solo	As.	Sacks	Yds	INT	Yds	TDs	PD	FF	FR
Suggs	11	10	1	4	35	0	0	0	0	0	1

Career Postseason Statistics

	Total	Solo	As.	Sacks	Yds	INT	Yds	TDs	PD	FF	FR
Suggs	23	20	3	4	35	0	0	0	0	1	1

2008 Regular Season Statistics

	Total	Solo	As.	Sacks	Yds	INT	Yds	TDs	PD	FF	FR
Suggs	102	62	40	8	69.5	2	86	2	11	2	1

Career Statistics

	Total	Solo	As.	Sacks	Yds	INT	Yds	TDs	PD	FF	FR
Suggs	474	315	159	53	414	5	135	2	32	19	10

Career Notes: Three-time Pro Bowler (2004, 2006 and 2008), 2nd-team All-Pro (*Football Digest* - 2006) and 2003 AP Defensive Rookie of the Year, Suggs is one of the most feared and dominant pass rushers in the NFL...Posted a career-high 95 tackles, 5 sacks and tied a career high with 7 PD in 2007.

DEFENSIVE BACKS



35 COREY IVY

Cornerback

Ht / Wt: 5-9, 190

Born: 3/29/77

College: Oklahoma

Acquired: UFA (STL) '06

NFL Years: 8

Games Played/Started: (2008, 16/1)

Totals: 110/20

Playoff Totals: 7/0

2008 POSTSEASON - Saw action in all 3 games, posting 5 solo tackles and 1 PD.

AFC Championship at Pit. (1/18/09) - Saw action from scrimmage and netted 1 solo tackles and a PD against the Steelers.

Divisional Game at Ten. (1/10/09) - Played from scrimmage (1 tackle) and on special teams in the 13-10 victory.

Wild Card at Mia. (1/4/09) - Saw action off the bench and netted 3 tackles as part of a defense that held the Dolphins to 52 rushing yards (2.5 avg.) and tied a postseason franchise record by forcing 5 turnovers (4 INTs) in the 27-9 win.

2008 REGULAR SEASON - Played in all 16 games (1 start) and posted 46 tackles, including 39 solo, 2.5 sacks (-7 yards), 6 PD and 1 INT as part of the NFL's 2nd-ranked defense...Ravens finished 2008 having not allowed a 100-yard rusher in 35 consecutive games.

Game 16 vs. Jax. (12/28) - Recorded 2 solo tackles, 1 sack and 1 PD in the 27-7 victory over the Jaguars.

Game 15 at Dal. (12/20) - Posted 3 solo tackles, including 1 TFL in the 33-24 win over the Cowboys.

Game 14 vs. Pit. (12/14) - Played from scrimmage, posting 2 tackles and a PD, and saw action from scrimmage against the Steelers.

Game 13 vs. Was. (12/7) - Posted 4 solo tackles in the 24-10 win over the Redskins.

Game 12 at Cin. (11/30) - Saw action off the bench and recorded 3 solo tackles, 1 PD and a half-sack in the 34-3 victory.

Game 11 vs. Phi. (11/23) - Started and posted 6 tackles, helping force the Eagles into 5 turnovers (4 INTs and 1 FR) in the 36-7 win.

Game 10 at NYG (11/16) - Saw action from scrimmage and recorded a tackle against the Giants.

Game 9 at Hou. (11/9) - Posted 2 tackles from scrimmage and netted 2 special teams tackles against the Texans.

Game 8 at Cle. (11/2) - Saw action off the bench and had 3 solo tackles, 2 PD and a FF, which was recovered by the Ravens, leading to a TD on the next play in the 37-27 win at Cleveland.

Game 7 vs. Oak. (10/26) - Saw action off the bench and recorded 5 solo tackles and 1 special teams tackle in the 29-10 win.

Game 6 at Mia. (10/19) - *Played in his 100th-career game* and netted 3 tackles, including 2 solo against the Dolphins.

Game 5 at Ind. (10/12) - Had 5 solo tackles from scrimmage and saw action on special teams.

Game 4 vs. Ten. (10/5) - Saw action from scrimmage and on special teams (posting 2 solo tackles) against Tennessee.

Game 3 at Pit. (9/29) - Subbed and posted 4 tackles and a sack (-6 yards) against the Steelers.

Game 2 vs. Cle. (9/21) - Netted 2 tackles from scrimmage and saw action on special teams in the 28-10 victory against the Browns.

Game 1 vs. Cin. (9/7) - Subbed and posted 4 tackles, including 3 solo, and tied for the team lead (Haruki Nakamura) with 2 special teams tackles before leaving the game with an ankle injury in the 17-10 victory.

2008 Postseason Statistics

	<u>Total</u>	<u>Solo</u>	<u>As.</u>	<u>Sacks</u>	<u>Yds</u>	<u>INT</u>	<u>Yds</u>	<u>PD</u>	<u>FF</u>	<u>FR</u>
Ivy	5	5	0	0	0	0	0	1	0	0

Career Postseason Statistics

	<u>Total</u>	<u>Solo</u>	<u>As.</u>	<u>Sacks</u>	<u>Yds</u>	<u>INT</u>	<u>Yds</u>	<u>PD</u>	<u>FF</u>	<u>FR</u>
Ivy	10	10	0	0	0	0	0	1	0	0


2008 Regular Season Statistics

	<u>Total</u>	<u>Solo</u>	<u>As.</u>	<u>Sacks</u>	<u>Yds</u>	<u>INT</u>	<u>Yds</u>	<u>PD</u>	<u>FF</u>	<u>FR</u>	<u>ST Tackles</u>
Ivy	46	39	7	2.5	7	0	0	5	1	0	7

Career Statistics

	<u>Total</u>	<u>Solo</u>	<u>As.</u>	<u>Sacks</u>	<u>Yds</u>	<u>INT</u>	<u>Yds</u>	<u>PD</u>	<u>FF</u>	<u>FR</u>	<u>ST Tackles</u>
Ivy	209	167	42	9.5	55	3	41	37	6	1	96

Career Notes: Tough, smart, feisty player with a tremendous amount of NFL experience...In 2007, saw action in all 16 games, starting a career-high 13 while posting career bests with 63 tackles (55 solo), 16 PD and 3 sacks (-21 yards)...Earned the team's Ed Block Courage Award in 2006 after coming back from a lacerated kidney during the season.



36 JIM LEONHARD

Safety

Ht / Wt: 5-8, 186

Born: 10/27/82

College: Wisconsin

Acquired: FA '08

NFL Years: 4

Games Played/Started: (2008, 16/13)

Totals: 54/20

Playoff Totals: 3/3

2008 POSTSEASON - Started all 3 games and finished 3rd on the team with 16 tackles, a half-sack, 1 INT (returned for 20 yards), 1 PD, 1 FF and 2 FR and also returned 9 punts for 115 yards (22.8 avg.), including a long of 45.

AFC Championship at Pit. (1/18/09) - Started and posted 4 tackles (3 solo) and had a FR on defense...Also returned 6 punts for 65 yards, including a *postseason career-long 45-yarder*, and a FR on special teams against the Steelers.

Divisional Game at Ten. (1/10/09) - Started and netted 5 solo tackles, 1 FF and 1 FR before leaving the game with a concussion...Was part of a secondary that forced 3 turnovers and had 1 PR for 29 yards in the 13-10 victory.

Wild Card at Mia. (1/4/09) - *Started his 1st-career postseason game*, posting 7 tackles (6 solo), a half-sack (-5 yards), his *1st-career postseason INT* (returned for 20 yards) and a PD as part of a defense that held the Dolphins to 52 rushing yards (2.5 avg.) and tied a postseason franchise record by forcing 5 turnovers (4 INTs) in the 27-9 win...Also had 2 PRs for 21 yards against Miami.

2008 REGULAR SEASON - Played in all 16 games, with a *career-high 13 starts* in his 1st year with Baltimore...Took over as the starter for an injured Dawan Landry in week 2 and posted a *career-high 85 tackles* (4th on team), his *1st-career sack*, 6 PD and an INT as part of the NFL's 2nd-ranked defense...Ravens finished 2008 having not allowed a 100-yard rusher in 35 consecutive games...Leonhard also posted 20 PRs for 232 yards, averaging 11.6 yards, with a long of 46...Also had 8 KORs for 163 yards (20.4 avg.).

Game 16 vs. Jax. (12/28) - Recorded 6 tackles (5 solo), including a TFL in the 27-7 victory over the Jaguars.

Game 15 at Dal. (12/20) - Tied for the secondary lead (Fabian Washington) with 4 solo tackles, including a TFL and a QB hit against the Cowboys...Leonhard also returned 3 punts for 41 yards (13.7 avg.), including a long of 23 in the 33-24 win.

Game 14 vs. Pit. (12/14) - Posted 6 tackles (5 solo), a PD and returned 5 punts for 90 yards (18.0 avg.) against the Steelers.

Game 13 vs. Was. (12/7) - Recorded 8 tackles, 1 QB hit and 2 PD...Also returned 2 punts for 4 yards and had 2 KORs for 37 yards in the 24-10 win against the Redskins.

Game 12 at Cin. (11/30) - Posted 1 tackle, 1 QB hit and pulled in an INT, *which he returned 35 yards for his 1st-career TD* in the 34-3 victory.

Game 11 vs. Phi. (11/23) - Posted 6 tackles, including 5 solo, and helped force the Eagles into 5 turnovers (4 INTs and 1 FR) in the 36-7 win...Leonhard also returned 1 KO for 18 yards against Philadelphia.

Game 10 at NYG (11/16) - Saw action off the bench (Ravens started in a 5-LB set) and posted 7 tackles against the Giants.

Game 9 at Hou. (11/9) - Led the secondary with 7 tackles and helped force the Texans into 4 INTs in the 41-13 victory.

Game 8 at Cle. (11/2) - Started and led the secondary with 6 tackles (5 solo)...Also returned 2 punts for 1 yard in the 37-27 victory at Cleveland.

Game 7 vs. Oak. (10/26) - Started and netted 4 tackles...Also returned 4 punts for 63 yards (15.8 avg.), including a *career-long 46-yarder* in the 29-10 win.

Game 6 at Mia. (10/19) - Started and led the secondary with *9 solo tackles (career high for solo tackles)* and had a PD...Leonhard also had 2 punt returns for 12 yards against the Dolphins.

Game 5 at Ind. (10/12) - Started and posted 4 tackles against Indianapolis.

Game 4 vs. Ten. (10/5) - Started and led the secondary with 7 tackles, including 6 solo.

Game 3 at Pit. (9/29) - Started his 1st game as a Raven for an injured Dawan Landry (neck) and had 6 tackles against Pittsburgh.

Game 2 vs. Cle. (9/21) - Netted his *1st-career sack* (-7 yards) and a PD, as well as returning 3 KOs for 78 yards (26.0 avg.) and 1 punt for 21 yards.

Game 1 vs. Cin. (9/7) - Saw action off the bench and had a tackle from scrimmage and returned 1 KO for 14 yards against the Bengals.

2008 Postseason Statistics

	<u>Total</u>	<u>Solo</u>	<u>As.</u>	<u>Sacks</u>	<u>Yds</u>	<u>INT</u>	<u>Yds</u>	<u>TDs</u>	<u>PD</u>	<u>FF</u>	<u>FR</u>
Leonhard	16	14	2	0.5	5	1	20	0	1	1	2

Career Postseason Statistics

	<u>Total</u>	<u>Solo</u>	<u>As.</u>	<u>Sacks</u>	<u>Yds</u>	<u>INT</u>	<u>Yds</u>	<u>TDs</u>	<u>PD</u>	<u>FF</u>	<u>FR</u>
Leonhard	16	14	2	0.5	5	1	20	0	1	1	2

2008 Regular Season Statistics

	<u>Total</u>	<u>Solo</u>	<u>As.</u>	<u>Sacks</u>	<u>Yds</u>	<u>INT</u>	<u>Yds</u>	<u>TDs</u>	<u>PD</u>	<u>FF</u>	<u>FR</u>
Leonhard	85	61	24	1	7	1	35	1	6	0	0

Career Statistics

	<u>Total</u>	<u>Solo</u>	<u>As.</u>	<u>Sacks</u>	<u>Yds</u>	<u>INT</u>	<u>Yds</u>	<u>TDs</u>	<u>PD</u>	<u>FF</u>	<u>FR</u>
Leonhard	144	106	38	1	7	3	95	1	9	0	0

2008 Postseason Punt Returns

	<u>No.</u>	<u>FC</u>	<u>Yds</u>	<u>Avg</u>	<u>Long</u>	<u>TD</u>
Leonhard	9	2	115	12.8	45	0

2008 Playoff KO Returns

	<u>No.</u>	<u>Yds</u>	<u>Avg</u>	<u>Long</u>	<u>TD</u>
Leonhard	0	0	0.0	0	0

Career Postseason Punt Returns

	<u>No.</u>	<u>FC</u>	<u>Yds</u>	<u>Avg</u>	<u>Long</u>	<u>TD</u>
Leonhard	9	2	115	12.8	45	0

Career Playoff KO Returns

	<u>No.</u>	<u>Yds</u>	<u>Avg</u>	<u>Long</u>	<u>TD</u>
Leonhard	0	0	0.0	0	0

2008 Punt Returns

	<u>No.</u>	<u>FC</u>	<u>Yds</u>	<u>Avg</u>	<u>Long</u>	<u>TD</u>
Leonhard	20	9	232	11.6	46	0

2008 KO Returns

	<u>No.</u>	<u>Yds</u>	<u>Avg</u>	<u>Long</u>	<u>TD</u>
Leonhard	8	163	20.4	30	0


Career Punt Returns

	<u>No.</u>	<u>FC</u>	<u>Yds</u>	<u>Avg</u>	<u>Long</u>	<u>TD</u>
Leonhard	30	11	326	10.9	46	0

Career KO Returns

	<u>No.</u>	<u>Yds</u>	<u>Avg</u>	<u>Long</u>	<u>TD</u>
Leonhard	11	249	22.6	36	0

Career Notes: Physical and productive safety who worked his way from a rookie free agent to a starting safety...Started a career-high 6 games and posted a career-high 51 tackles and 2 INTs for the Bills in 2007...Was the only undrafted free agent to make the Bills squad in 2005.

	43 HARUKI NAKAMURA		Safety	
	Ht / Wt: 5-10, 205	Born: 4/18/86	College: Cincinnati	Acquired: D6 '08
	Games Played/Started: (2008, 16/0)		Totals: 16/0	Playoff Totals: 3/0

2008 POSTSEASON - Saw action in all 3 games and tied for the team lead with 3 special teams tackles...Also netted 4 tackles and a half-sack (-5 yards) from scrimmage.

AFC Championship at Pit. (1/18/09) - Played from scrimmage (1 solo tackle) and on special teams against the Steelers.
Divisional Game at Ten. (1/10/09) - Saw action on special teams (3 tackles) and played extensive minutes from scrimmage for an injured Jim Leonhard, recording 2 solo tackles as part of a secondary that forced 3 turnovers in the 13-10 victory.
Wild Card at Mia. (1/4/09) - *Played in his 1st-career postseason game* and had 1 tackle and a half-sack (-5 yards) as part of a defense that held the Dolphins to 52 rushing yards (2.5 avg.) and tied a postseason franchise record by forcing 5 turnovers (4 INTs) in the 27-9 win.

2008 REGULAR SEASON - Saw action in all 16 games as a rookie and finished 3rd on the team with 14 special teams tackles...Tallied 3 stops and 1 PD from scrimmage.

Game 16 vs. Jax. (12/28) - Recorded a solo special teams stop in the 27-7 victory over the Jaguars.
Game 15 at Dal. (12/20) - Netted 1 solo tackle and saw action from scrimmage in the 33-24 victory over the Cowboys.
Game 14 vs. Pit. (12/14) - Subbed from scrimmage and saw action on special teams against the Steelers.
Game 13 vs. Was. (12/7) - Played on special teams and from scrimmage in the 24-10 win against the Redskins.
Game 12 at Cin. (11/30) - Saw action from scrimmage and on special teams in the 34-3 victory.
Game 11 vs. Phi. (11/23) - Recorded a tackle and a PD from scrimmage, as well as 1 special teams tackle in the 36-7 win.
Game 10 at NYG (11/16) - Saw action from scrimmage and posted a special teams tackle against the Giants.
Game 9 at Hou. (11/9) - Saw action from scrimmage and on special teams in the 41-13 victory.
Game 8 at Cle. (11/2) - Saw action from scrimmage and on special teams (solo tackle) in the 37-27 win.
Game 7 vs. Oak. (10/26) - Netted a solo special teams' tackle and saw action from scrimmage, in the 29-10 victory over Oakland.
Game 6 at Mia. (10/19) - Registered a solo special teams tackle in the 27-13 win.
Game 5 at Ind. (10/12) - Posted a solo special teams tackle and saw action from scrimmage against the Colts.
Game 4 vs. Ten. (10/5) - Saw action from scrimmage and on special teams against Tennessee.
Game 3 at Pit. (9/29) - Recorded 1 solo tackle from scrimmage and a solo tackle on special teams against the Steelers.
Game 2 vs. Cle. (9/21) - Posted 2 special teams tackles in the 28-10 victory over the Browns.
Game 1 vs. Cin. (9/7) - *Played in his 1st-career NFL game* on special teams and tied for the team lead (Corey Ivy) with 2 ST tackles in the 17-10 win.

2008 Postseason Statistics

	<u>Total</u>	<u>Solo</u>	<u>As.</u>	<u>Sacks</u>	<u>Yds</u>	<u>INT</u>	<u>Yds</u>	<u>PD</u>	<u>FF</u>	<u>FR</u>	<u>ST Tackles</u>
Nakamura	4	3	1	0.5	5	0	0	0	0	0	3

Career Postseason Statistics

	<u>Total</u>	<u>Solo</u>	<u>As.</u>	<u>Sacks</u>	<u>Yds</u>	<u>INT</u>	<u>Yds</u>	<u>PD</u>	<u>FF</u>	<u>FR</u>	<u>ST Tackles</u>
Nakamura	4	3	1	0.5	5	0	0	0	0	0	3

2008 Regular Season Statistics

	<u>Total</u>	<u>Solo</u>	<u>As.</u>	<u>Sacks</u>	<u>Yds</u>	<u>INT</u>	<u>Yds</u>	<u>PD</u>	<u>FF</u>	<u>FR</u>	<u>ST Tackles</u>
Nakamura	3	2	1	0	0	0	0	1	0	0	14

Career Statistics

	<u>Total</u>	<u>Solo</u>	<u>As.</u>	<u>Sacks</u>	<u>Yds</u>	<u>INT</u>	<u>Yds</u>	<u>PD</u>	<u>FF</u>	<u>FR</u>	<u>ST Tackles</u>
Nakamura	3	2	1	0	0	0	0	1	0	0	14

Career Notes: Nakamura was the 206th-overall selection of the 2008 NFL Draft...First-team All-Big East Conference selection as a senior...Started all 36 games he played at Cincinnati, posting 237 total tackles (150 solo), 14 PD, 7 INTs, 4 FRs, 2.5 sacks and 2 FFs in his 4-year Bearcats career.



25 EVAN OGLESBY

Cornerback

Ht / Wt: 5-11, 188

Born: 12/18/81

College: North Alabama

Acquired: FA '08

NFL Years: 3

Games Played/Started: (2008, 10/0)

Totals: 37/0

Playoff Totals: 2/0

2008 POSTSEASON - Saw action in 1 game, posting 2 tackles from scrimmage and a special teams stop for the Ravens.

AFC Championship at Pit. (1/18/09) - Saw action from scrimmage (2 solo tackles) and a special teams stop against the Steelers.

Divisional Game at Ten. (1/10/09) - Listed as a game-day inactive in the 13-10 victory.

Wild Card at Mia. (1/4/09) - Was a game-day inactive in the 27-9 win over the Dolphins.

2008 REGULAR SEASON - Saw action in 10 games and finished with 4 solo tackles and 1 FR from scrimmage and 5 special teams stops.

Game 16 vs. Jax. (12/28) - Played from scrimmage (1 tackle) and on special teams in the 27-7 victory over the Jaguars.

Game 15 at Dal. (12/20) - Had a solo tackle and 2 special teams stops in the 33-24 win over the Cowboys.

Game 14 vs. Pit. (12/14) - Listed as a game-day inactive against the Steelers.

Game 13 vs. Was. (12/7) - Was a game-day inactive in the 24-10 win against the Redskins.

Game 12 at Cin. (11/30) - Netted a solo tackle from scrimmage and 2 solo special teams tackles in the 34-3 victory.

Game 11 vs. Phi. (11/23) - Listed as a game-day inactive in the 36-7 win.

Game 10 at NYG (11/16) - Was a game-day inactive against the Giants.

Game 9 at Hou. (11/9) - Saw action from scrimmage and on special teams, but did not record a tackle in the 41-13 victory.

Game 8 at Cle. (11/2) - Saw action on special teams and from scrimmage, where he posted a FR, which led to a Ravens' TD.

Game 7 vs. Oak. (10/26) - Had 1 solo special teams tackle and saw action from scrimmage, in the 29-10 win.

Game 6 at Mia. (10/19) - Played on special teams, but did not record a tackle in the 27-13 win.

Game 5 at Ind. (10/12) - Saw action both from scrimmage and on special teams, but did not record a tackle.

Game 4 vs. Ten. (10/5) - Saw action from scrimmage (1 solo tackle) and on special teams against Tennessee.

Game 3 at Pit. (9/29) - Was a game-day inactive against Pittsburgh.

Game 2 vs. Cle. (9/21) - Was a game-day inactive.

Game 1 vs. Cin. (9/7) - Was a game-day inactive in the 17-10 win.

2008 Postseason Statistics

	Total	Solo	As.	Sacks	Yds	INT	Yds	PD	FF	FR	ST Tackles
Oglesby	2	2	0	0	0	0	0	0	0	0	1

Career Postseason Statistics

	Total	Solo	As.	Sacks	Yds	INT	Yds	PD	FF	FR	ST Tackles
Oglesby	2	2	0	0	0	0	0	0	0	0	1

2008 Regular Season Statistics

	Total	Solo	As.	Sacks	Yds	INT	Yds	PD	FF	FR	ST Tackles
Oglesby	4	4	0	0	0	0	0	0	0	1	5

Career Statistics

	Total	Solo	As.	Sacks	Yds	INT	Yds	PD	FF	FR	ST Tackles
Oglesby	14	10	4	0	0	0	0	2	0	1	27

Career Notes: Fast cornerback who contributes on special teams coverage units...Has the ability to return kickoffs and punts...In 2007 with Dallas, saw time in 8 games, registering 2 tackles on defense and 3 special teams stops.



20 ED REED

Safety

Ht / Wt: 5-11, 200

Born: 9/11/78

College: Miami (FL)

Acquired: D1 '02

NFL Years: 7

Games Played/Started: (2008, 16/16)

Totals: 106/105

Playoff Totals: 5/5

2008 POSTSEASON - Started all 3 games and posted 7 tackles (6 solo), 2 INTs (1 of which he returned for a TD) and 3 PD.

AFC Championship at Pit. (1/18/09) - Posted 2 solo tackles and a PD against the Steelers.

Divisional Game at Ten. (1/10/09) - Recorded 4 tackles, including 3 solo, as part of a secondary that forced 3 turnovers in the 13-10 victory.

Wild Card at Mia. (1/4/09) - Started and posted 2 tackles, 2 PD and **tied a postseason career high with 2 INTs**, 1 of which he returned 64 yards for a TD...Reed was part of a defense that held the Dolphins to 52 rushing yards (2.5 avg.) and tied a postseason franchise record by forcing 5 turnovers (4 INTs) in the 27-9 win.

2008 REGULAR SEASON - Named to his **5th Pro Bowl** after posting an **NFL-high, career-high and franchise-record-tying 9 INTs**, which he returned for 264 yards and 2 TDs, including an **NFL-record 107-yard return for a TD** against the Eagles on 11/23/08...Reed finished the year with 40 tackles, 1 sack, 14 PD, 1 FF and 2 FRs (one of which he returned for a TD) as part of the NFL's 2nd-ranked defense.

Game 16 vs. Jax. (12/28) - Earned the **NFL Defensive Player of the Month for December** as he recorded 16 tackles (11 solo), 1 sack (-9 yards), 1 FF, 1 FR (returned for a TD) and 6 INTs in 4 December games...Posted 3 solo tackles and 2 INTs, which he returned for 44 yards in the 27-7 victory over the Jaguars.

Game 15 at Dal. (12/20) - Recorded 3 tackles and 2 INTs (3rd consecutive week forcing a turnover) in the 33-24 win at Dallas.

Game 14 vs. Pit. (12/14) - Tied for the team lead (Bart Scott) with 8 tackles, including a sack (-9 yards) and had a FR, which led to a Ravens FG against the Steelers.

Game 13 vs. Was. (12/7) - Earned **AFC Defensive Player of the Week** honors as he produced a dominant performance, netting 2 tackles, 2 INTs (1st of which led to a Ravens' TD 5 plays later)...Also had a FF and FR, which he returned 22 yards for his 11th-career TD (2nd consecutive game against Washington [10/10/04] he has accomplished that feat) in the 24-10 win against the Redskins.

Game 12 at Cin. (11/30) - Netted 2 solo tackles and was part of a defense that held the Bengals to 155 total yards and 6 1st downs in the 34-3 victory.

Game 11 vs. Phi. (11/23) - Earned **AFC Defensive Player of the Week** honors as he **started his 100th-career game** and posted 2 solo tackles, 2 PD and **tied a career high with 2 INTs**...Reed also set a single-game **franchise record with 151 INT return yards**, including an **NFL record 107-yard INT return for a TD**, part of 5 turnovers forced by the Ravens defense in the 36-7 win.

Game 10 at NYG (11/16) - *Played in his 100th-career game*, starting at FS netting 2 solo tackles against the Giants.
Game 9 at Hou. (11/9) - Had 2 tackles from scrimmage and helped force the Texans into 4 INTs in the 41-13 victory.
Game 8 at Cle. (11/2) - Netted 1 solo tackle and returned 1 punt for 8 yards in the win over Cleveland.
Game 7 vs. Oak. (10/26) - Produced 2 tackles and 2 PD in the 29-10 victory over the Raiders.
Game 6 at Mia. (10/19) - Posted 2 solo tackles in the 27-13 victory against Miami.
Game 5 at Ind. (10/12) - Netted 2 solo tackles and a PD against the Colts.
Game 4 vs. Ten. (10/5) - Had 2 solo tackles against Tennessee.
Game 3 at Pit. (9/29) - Started and recorded 2 tackles against the Steelers.
Game 2 vs. Cle. (9/21) - Netted 3 solo tackles and an INT, which he returned 32 yards for a TD (the Ravens' 2nd TD in just under a minute) against the Browns.
Game 1 vs. Cin. (9/7) - Started and netted 3 tackles and a PD (which led to a Chris McAlister INT) in the 17-10 victory against the Bengals.

2008 Postseason Statistics

	<u>Total</u>	<u>Solo</u>	<u>As.</u>	<u>Sacks</u>	<u>Yds</u>	<u>INT</u>	<u>Yds</u>	<u>TDs</u>	<u>PD</u>	<u>FF</u>	<u>FR</u>
Reed	7	6	1	0	0	2	76	1	3	0	0

Career Postseason Statistics

	<u>Total</u>	<u>Solo</u>	<u>As.</u>	<u>Sacks</u>	<u>Yds</u>	<u>INT</u>	<u>Yds</u>	<u>TDs</u>	<u>PD</u>	<u>FF</u>	<u>FR</u>
Reed	12	11	1	0	0	5	99	1	8	0	0

2008 Regular Season Statistics

	<u>Total</u>	<u>Solo</u>	<u>As.</u>	<u>Sacks</u>	<u>Yds</u>	<u>INT</u>	<u>Yds</u>	<u>TDs</u>	<u>PD</u>	<u>FF</u>	<u>FR</u>
Reed	40	32	8	1	9	9	264	2	14	1	2

Career Statistics

	<u>Total</u>	<u>Solo</u>	<u>As.</u>	<u>Sacks</u>	<u>Yds</u>	<u>INT</u>	<u>Yds</u>	<u>TDs</u>	<u>PD</u>	<u>FF</u>	<u>FR</u>
Reed	458	391	67	5	52	43	1,144	5	104	7	6

Career Notes: Five-time Pro Bowler and 2004 AP NFL Defensive Player of the Year who is a dynamic playmaker, with great instincts and exceptional knowledge of the game...Holds the Ravens' franchise record for INTs...Named to his 4th Pro Bowl (2nd consecutive and 4th in his 6 NFL seasons) and 3rd All-Pro team after finishing the 2007 season with 45 tackles (36 solo), 13 PD and a team-leading 7 INTs (T-3rd in the NFL).



22 SAMARI ROLLE

Cornerback

Ht / Wt: 6-0, 175 Born: 8/10/76 College: Florida State Acquired: FA '05 NFL Years: 11

Games Played/Started: (2008, 10/10) Totals: 148/133 Playoff Totals: 12/12

2008 POSTSEASON - Started 2 games (missed the AFC Championship with a groin injury) and posted 6 tackles (4 solo), 2 PD and an INT.

AFC Championship at Pit. (1/18/09) - Was a game-day inactive (groin) against the Steelers.
Divisional Game at Ten. (1/10/09) - Started and netted 3 tackles, 2 PD and an INT (returned 3 yards) as part of a secondary that forced 3 turnovers in the 13-10 victory...Rolle left the game late in the 2nd half with a groin injury.
Wild Card at Mia. (1/4/09) - Started and posted 3 solo tackles as part of a defense that held the Dolphins to 52 rushing yards (2.5 avg.) and tied a postseason franchise record by forcing 5 turnovers (4 INTs) in the 27-9 win.

2008 REGULAR SEASON - Started all 10 games in which he played (missed 6 games with shoulder and neck injuries) and recorded 27 tackles (22 solo), 3 INTs, 13 PD and a FF as part of the NFL's 2nd-ranked defense.

Game 16 vs. Jax. (12/28) - Netted 2 solo tackles in the 27-7 victory over the Jaguars.
Game 15 at Dal. (12/20) - Recorded 1 solo tackle and a PD in the 33-24 win at Dallas.
Game 14 vs. Pit. (12/14) - Netted 5 solo tackles and a FF against the Steelers.
Game 13 vs. Was. (12/7) - Posted 2 solo tackles and a PD in the 24-10 win against the Redskins.
Game 12 at Cin. (11/30) - Had 1 solo stop and was part of a defense that held the Bengals to 155 total yards and 6 1st downs in the 34-3 victory.
Game 11 vs. Phi. (11/23) - Recorded 3 solo tackles, *tied a career high with 4 PD*, and pulled in an INT, part of 5 forced turnovers (4 INTs and 1 FR) by the Ravens...Rolle's INT lead to a FG in the 36-7 win.
Game 10 at NYG (11/16) - Started and had 5 tackles, 3 solo and 2 PD against the Giants.
Game 9 at Hou. (11/9) - Started, seeing his 1st action in 6 games, and posted 4 tackles and an INT (1 of 4 picks by the Ravens), which led to a Ravens TD in the 41-13 victory.
Game 8 at Cle. (11/2) - Was a game-day inactive (shoulder/neck) in the 37-27 victory in Cleveland.
Game 7 vs. Oak. (10/26) - Designated as a game-day inactive (shoulder/neck) in the 29-10 win.
Game 6 at Mia. (10/19) - Listed as a game-day inactive (shoulder/neck).
Game 5 at Ind. (10/12) - Game-day inactive (shoulder/neck).
Game 4 vs. Ten. (10/5) - Was a game-day inactive for the 2nd-consecutive week due to shoulder and neck injuries.
Game 3 at Pit. (9/29) - Was a game-day inactive (shoulder/neck).
Game 2 vs. Cle. (9/21) - Posted 1 solo tackle, 2 PD, an INT and helped limit the Browns to 0 passing yards (and 27 rushing) in the 2nd half of the 28-10 win.
Game 1 vs. Cin. (9/7) - Started and posted 2 tackles in the 17-10 victory over the Bengals.

2008 Postseason Statistics

	<u>Total</u>	<u>Solo</u>	<u>As.</u>	<u>Sacks</u>	<u>Yds</u>	<u>INT</u>	<u>Yds</u>	<u>PD</u>	<u>FF</u>	<u>FR</u>
Rolle	6	4	2	0	0	1	3	2	0	0

Career Postseason Statistics

	<u>Total</u>	<u>Solo</u>	<u>As.</u>	<u>Sacks</u>	<u>Yds</u>	<u>INT</u>	<u>Yds</u>	<u>PD</u>	<u>FF</u>	<u>FR</u>
Rolle	39	32	7	1	2	4	20	10	0	1

2008 Regular Season Statistics

	<u>Total</u>	<u>Solo</u>	<u>As.</u>	<u>Sacks</u>	<u>Yds</u>	<u>INT</u>	<u>Yds</u>	<u>PD</u>	<u>FF</u>	<u>FR</u>
Rolle	27	22	5	0	0	3	5	13	1	0

Career Statistics

	<u>Total</u>	<u>Solo</u>	<u>As.</u>	<u>Sacks</u>	<u>Yds</u>	<u>INT</u>	<u>Yds</u>	<u>PD</u>	<u>FF</u>	<u>FR</u>
Rolle	454	379	75	9.5	63.5	31	426	138	3	8

Career Notes: A Pro Bowl performer (2000), Rolle is an elite CB with coverage and run-support skills...Plays with tenacity and heart...Rolle has also played in 10 postseason contests, including a start in Super Bowl XXXIV for the Titans...Earned the Ravens' 2007 Ed Block Courage Award from his teammates after being diagnosed with epilepsy.



39 DAREN STONE

Safety

Ht / Wt: 6-3, 215

Born: 8/21/85

College: Maine

Acquired: FA '08

NFL Years: 2

Games Played/Started: (2008, 7/0)

Totals: 19/0

Playoff Totals: 3/0

2008 POSTSEASON - Saw action in all 3 games and recorded 2 special teams tackles.

AFC Championship at Pit. (1/18/09) - Saw action from scrimmage and posted 2 special teams tackles against the Steelers.

Divisional Game at Ten. (1/10/09) - Saw action on special teams, but did not have a tackle in the 13-10 victory.

Wild Card at Mia. (1/4/09) - *Played in his 1st-career postseason* game on special teams in the 27-9 win.

2008 REGULAR SEASON - Saw action in 7 games, posting 8 special teams tackles and 1 FR on special teams and a PD from scrimmage after being signed by the Ravens on 11/5/08.

Game 16 vs. Jax. (12/28) - Netted a solo special teams tackle in the 27-7 victory over the Jaguars.

Game 15 at Dal. (12/20) - Posted 2 special teams tackles and a crucial FR on a KO return in the 33-24 win over the Cowboys.

Game 14 vs. Pit. (12/14) - Saw action from both scrimmage and on special teams against the Steelers.

Game 13 vs. Was. (12/7) - Saw action from scrimmage and on special teams in the 24-10 win against the Redskins.

Game 12 at Cin. (11/30) - Recorded a PD from scrimmage and 1 solo special teams stop in the 34-3 victory.

Game 11 vs. Phi. (11/23) - Netted 2 solo special teams tackles in the 36-7 win against the Eagles.

Game 10 at NYG (11/16) - Played on special teams and netted a tackle against the Giants.

Game 9 at Hou. (11/9) - Saw action on special teams, posting a tackle after being signed by the Ravens on 11/5.

2008 Postseason Statistics

	Total	Solo	As.	Sacks	Yds	INT	Yds	PD	FF	FR	ST Tackles
Stone	0	0	0	0	0	0	0	0	0	0	2

Career Postseason Statistics

	Total	Solo	As.	Sacks	Yds	INT	Yds	PD	FF	FR	ST Tackles
Stone	0	0	0	0	0	0	0	0	0	0	2

2008 Regular Season Statistics

	Total	Solo	As.	Sacks	Yds	INT	Yds	PD	FF	FR	ST Tackles
Stone	0	0	0	0	0	0	0	1	0	0	8

Career Statistics

	Total	Solo	As.	Sacks	Yds	INT	Yds	PD	FF	FR	ST Tackles
Stone	2	2	0	0	0	0	1	0	0	0	16

Career Notes: Tall, speedy safety with good range and instincts...Joined the Ravens after having played in 12 NFL games, with 2 tackles from scrimmage and 8 special teams stops to his credit...Originally selected by Atlanta in the 6th round (203rd overall) of the 2007 NFL Draft.



41 FRANK WALKER

Cornerback

Ht / Wt: 5-11, 196

Born: 8/6/81

College: Tuskegee

Acquired: (UFA) GB '08

NFL Years: 6

Games Played/Started: (2008, 15/5)

Totals: 68/14

Playoff Totals: 4/1

2008 POSTSEASON - Saw action in all 3 games, starting 1 (AFC Championship), recording 5 solo tackles and 2 PD...Also posted a special teams tackle and blocked PAT (against Miami).

AFC Championship at Pit. (1/18/09) - Started at CB (Samari Rolle - groin) and recorded 3 solo tackles and 2 PD against the Steelers.

Divisional Game at Ten. (1/10/09) - Saw action off the bench and netted 2 solo tackles as part of a secondary that forced 3 turnovers in the 13-10 victory.

Wild Card at Mia. (1/4/09) - Played from scrimmage and on special teams, posting a tackle and blocking a PAT in the 27-9 win over the Dolphins.

2008 REGULAR SEASON - Saw action in a *career-high 15 games* (including 5 starts) in his 1st year with Baltimore...Walker recorded a *career high with 33 tackles*, 2 FFs, 1 INT and a *career-high 14 PD* as part of the NFL's 2nd-ranked defense...He also netted 2 special teams tackles.

Game 16 vs. Jax. (12/28) - Started and netted a *career-high 8 tackles* (7 solo), 3 PD and a FF in the 27-7 victory over the Jaguars.

Game 15 at Dal. (12/20) - Had 1 tackle from scrimmage in the 33-24 win over the Cowboys.

Game 14 vs. Pit. (12/14) - Posted 4 tackles and 2 PD against the Steelers.

Game 13 vs. Was. (12/7) - Saw action on special teams, posting a solo stop in the 24-10 win against the Redskins.

Game 12 at Cin. (11/30) - Was a game-day inactive in the 34-3 victory.

Game 11 vs. Phi. (11/23) - Saw action from scrimmage and on special teams, but did not record a tackle in the 36-7 win.

Game 10 at NYG (11/16) - Saw action from scrimmage and on special teams, but did not record a tackle against the Giants.

Game 9 at Hou. (11/9) - Subbed from scrimmage, posting 2 solo tackles, and saw action on special teams in the 41-13 victory.

Game 8 at Cle. (11/2) - Started and had a tackle from scrimmage in the 37-27 win at Cleveland.

Game 7 vs. Oak. (10/26) - Started and netted 1 solo tackle, an INT (which led to a TD) and 2 PD in the 29-10 win over the Raiders.

Game 6 at Mia. (10/19) - Started and registered *6 solo tackles (career high for solo stops)* and a PD in the 27-13 win.

Game 5 at Ind. (10/12) - Started his 1st game as a Raven, producing 6 tackles (4 solo) and a FF against the Colts.

Game 4 vs. Ten. (10/5) - Saw his most extensive action as a Raven, replacing Fabian Washington (left game with a shoulder injury)...Posted 3 solo tackles and led the Ravens with a *career-high 4 PD* against the Titans.

Game 3 at Pit. (9/29) - Saw action on special teams, but did not record a tackle.

Game 2 vs. Cle. (9/21) - Posted 1 solo tackle, 2 PD and had a solo special teams tackle against the Browns.

Game 1 vs. Cin. (9/7) - Saw action on special teams, but did not record a tackle in the 17-10 win over the Bengals.

2008 Postseason Statistics

	<u>Total</u>	<u>Solo</u>	<u>As.</u>	<u>Sacks</u>	<u>Yds</u>	<u>INT</u>	<u>Yds</u>	<u>PD</u>	<u>FF</u>	<u>FR</u>	<u>ST Tackles</u>
Walker	5	5	0	0	0	0	0	2	0	0	1

Career Postseason Statistics

	<u>Total</u>	<u>Solo</u>	<u>As.</u>	<u>Sacks</u>	<u>Yds</u>	<u>INT</u>	<u>Yds</u>	<u>PD</u>	<u>FF</u>	<u>FR</u>	<u>ST Tackles</u>
Walker	5	5	0	0	0	0	0	2	0	0	1

2008 Regular Season Statistics

	<u>Total</u>	<u>Solo</u>	<u>As.</u>	<u>Sacks</u>	<u>Yds</u>	<u>INT</u>	<u>Yds</u>	<u>PD</u>	<u>FF</u>	<u>FR</u>	<u>ST Tackles</u>
Walker	33	28	5	0	0	1	0	14	2	0	2

Career Statistics

	<u>Total</u>	<u>Solo</u>	<u>As.</u>	<u>Sacks</u>	<u>Yds</u>	<u>INT</u>	<u>Yds</u>	<u>PD</u>	<u>FF</u>	<u>FR</u>	<u>ST Tackles</u>
Walker	95	80	15	0	0	5	165	22	3	0	25

Career Notes: Tough, fast cornerback and special teams standout...Walker started a career-high 7 games, posting a career-high 32 tackles and 2 INTs (1 of which he returned for a TD) for the NY Giants in 2003...He averaged 33 yards per INT, including a 56-yard return for a TD in 2003, his rookie season.



31 FABIAN WASHINGTON

Cornerback

Ht / Wt: 5-11, 180

Born: 6/9/83

College: Nebraska

Acquired: TR (OAK) '08

NFL Years: 4

Games Played/Started: (2008, 12/12)

Totals: 57/40

Playoff Totals: 3/3

2008 POSTSEASON - Started all 3 games at CB and finished 4th on the team with 15 tackles, 1 FF, 1 INT and tied for team lead (Ed Reed) with 3 PD.

AFC Championship at Pit. (1/18/09) - Started and netted 3 solo tackles and 1 PD against the Steelers.

Divisional Game at Ten. (1/10/09) - Posted a **postseason career-high 7 tackles** (5 solo), 1 PD and 1 FR as part of a secondary that forced 3 turnovers in the 13-10 victory.

Wild Card at Mia. (1/4/09) - **Started his 1st-career postseason game** and netted 5 solo tackles, 1 PD and his **1st-career postseason INT** (returned for 12 yards) as part of a defense that held the Dolphins to 52 rushing yards (2.5 avg.) and tied a postseason franchise record by forcing 5 turnovers (4 INTs) in the 27-9 win.

2008 REGULAR SEASON - Started all 12 games he played (missed 4 games due to shoulder and toe injuries) and recorded 34 tackles (30 solo), 1 INT...Also led the team with a **career-high 19 PD** as part of the NFL's 2nd-ranked defense.

Game 16 vs. Jax. (12/28) - Was a game-day inactive (toe) in the 27-7 victory over the Jaguars.

Game 15 at Dal. (12/20) - Tied for the secondary lead (Jim Leonhard) with 4 solo tackles and posted a PD in the 33-24 win over the Cowboys.

Game 14 vs. Pit. (12/14) - Netted 5 solo tackles and led the team with 3 PD before leaving the game with a hamstring injury against the Steelers.

Game 13 vs. Was. (12/7) - Started, posted 2 solo tackles and led the team with a **career-high 4 PD** in the 24-10 win against the Redskins.

Game 12 at Cin. (11/30) - Had 1 solo tackle and 2 PD in the 34-3 win at Cincinnati.

Game 11 vs. Phi. (11/23) - Netted 1 tackle, 3 PD and pulled in an INT (returned for 12 yards), part of 5 forced turnovers (4 INTs and 1 FR) by the Ravens in the 36-7 win.

Game 10 at NYG (11/16) - Recorded 4 solo tackles against the Giants.

Game 9 at Hou. (11/9) - Started and posted 5 tackles and a PD, helping force the Texans into 4 picks in the 41-13 victory.

Game 8 at Cle. (11/2) - Started and produced 3 solo tackles and 1 PD in the win over Cleveland.

Game 7 vs. Oak. (10/26) - Started and posted a tackles and 2 PD against his old team in the 29-10 victory.

Game 6 at Mia. (10/19) - Started at CB and recorded 4 solo tackles in the 27-13 win over Miami.

Game 5 at Ind. (10/12) - Was a game-day inactive (shoulder) at Indianapolis.

Game 4 vs. Ten. (10/5) - Started and had 1 solo tackle before leaving the game in the 3rd quarter with a shoulder injury.

Game 3 at Pit. (9/29) - Started in his 1st game as a Raven and netted 3 tackles against Pittsburgh.

Game 2 vs. Cle. (9/21) - Was a game-day inactive (neck) in the 28-10 victory.

Game 1 vs. Cin. (9/7) - Was suspended for the 1st week of the season for violating the NFL's personal conduct policy.

2008 Postseason Statistics

	<u>Total</u>	<u>Solo</u>	<u>As.</u>	<u>Sacks</u>	<u>Yds</u>	<u>INT</u>	<u>Yds</u>	<u>PD</u>	<u>FF</u>	<u>FR</u>
Washington	15	13	2	0	0	1	12	3	0	1

Career Postseason Statistics

	<u>Total</u>	<u>Solo</u>	<u>As.</u>	<u>Sacks</u>	<u>Yds</u>	<u>INT</u>	<u>Yds</u>	<u>PD</u>	<u>FF</u>	<u>FR</u>
Washington	15	13	2	0	0	1	12	3	0	1


2008 Regular Season Statistics

	<u>Total</u>	<u>Solo</u>	<u>As.</u>	<u>Sacks</u>	<u>Yds</u>	<u>INT</u>	<u>Yds</u>	<u>PD</u>	<u>FF</u>	<u>FR</u>
Washington	34	30	4	0	0	1	12	19	0	0

Career Statistics

	<u>Total</u>	<u>Solo</u>	<u>As.</u>	<u>Sacks</u>	<u>Yds</u>	<u>INT</u>	<u>Yds</u>	<u>PD</u>	<u>FF</u>	<u>FR</u>
Washington	153	139	14	0	0	6	16	44	1	0

Career Notes: Speedy CB who excels in coverage...Posted a career-high 43 tackles for Oakland in 2005 and netted career highs with 11 PD and 4 INTs for the Raiders in 2006.



28 TOM ZBIKOWSKI

Safety

Ht / Wt: 5-11, 215

Born: 5/22/85

College: Notre Dame

Acquired: D3b '08

NFL Years: R

Games Played/Started: (2008, 16/0)

Totals: 16/0

Playoff Totals: 3/0

2008 POSTSEASON - Played in all 3 postseason contests, posting 2 tackles from scrimmage and a special teams stop...Also returned 3 kicks for 68 yards (22.7 avg.) in the playoffs.

AFC Championship at Pit. (1/18/09) - Saw action and had 1 special teams stop...Zbikowski also had 1 KOR for 14 yards against the Steelers.

Divisional Game at Ten. (1/10/09) - Netted 1 tackle from scrimmage as part of a secondary that forced 3 turnovers...Also had 1 KOR for 15 yards in the 13-10 victory.

Wild Card at Mia. (1/4/09) - *Saw action in his 1st-career postseason game* and had 1 tackle from scrimmage as part of a defense that held the Dolphins to 52 rushing yards (2.5 avg.) and tied a postseason franchise record by forcing 5 turnovers (4 INTs) in the 27-9 win...Also returned 1 KO for 31 yards against the Dolphins.

2008 REGULAR SEASON - Saw action in all 16 games as a rookie...Finished 2nd on the team with 23 special teams tackles and also recorded a FF on special teams...Posted 1 solo tackle from scrimmage and returned 2 KOs for 48 yards (24.0 avg.).

Game 16 vs. Jax. (12/28) - Returned 2 KOs for 48 yards (24.0 avg.) in the 27-7 victory over the Jaguars.

Game 15 at Dal. (12/20) - Led the team with a *career-high 4 special teams tackles* (all solo) in the 33-24 victory.

Game 14 vs. Pit. (12/14) - Led the team with 2 special teams stops against the Steelers.

Game 13 vs. Was. (12/7) - Posted 2 special teams tackles in the 24-10 win against the Redskins.

Game 12 at Cin. (11/30) - Netted a solo special teams tackle in the 34-3 victory.

Game 11 vs. Phi. (11/23) - Saw action from scrimmage and on special teams, but did not record a tackle in the 36-7 victory.

Game 10 at NYG (11/16) - Netted 1 solo special teams tackle against the Giants.

Game 9 at Hou. (11/9) - Saw action from scrimmage and on special teams, but did not record a tackle in the 41-13 win.

Game 8 at Cle. (11/2) - Posted 1 special teams tackle and a FF in the win over Cleveland.

Game 7 vs. Oak. (10/26) - Netted a special teams tackle and saw action from scrimmage in the 29-10 win over the Raiders.

Game 6 at Mia. (10/19) - Tied for the team lead (Brendon Ayanbadejo) with 3 special teams tackles and had a tackle from scrimmage in the 27-13 victory.

Game 5 at Ind. (10/12) - Posted a solo special teams tackle before leaving the game with a shoulder injury against the Colts.

Game 4 vs. Ten. (10/5) - Played on special teams against the Titans.

Game 3 at Pit. (9/29) - Saw action from scrimmage (did not record a tackle) and tied for the team lead (Brendon Ayanbadejo and Antwan Barnes) with 3 special teams tackles.

Game 2 vs. Cle. (9/21) - Netted 2 solo special teams tackles and saw action from scrimmage against the Browns.

Game 1 vs. Cin. (9/7) - Saw action off the bench from scrimmage and posted a special teams tackle in his *1st-career NFL game*, in the 17-10 victory.

2008 Postseason Statistics

	Total	Solo	As.	Sacks	Yds	INT	Yds	PD	FF	FR	ST Tackles
Zbikowski	2	1	1	0	0	0	0	0	0	0	1

Career Postseason Statistics

	Total	Solo	As.	Sacks	Yds	INT	Yds	PD	FF	FR	ST Tackles
Zbikowski	2	1	1	0	0	0	0	0	0	0	1

2008 Postseason KO Returns

	No.	Yds	Avg	Long	TD
Zbikowski	3	68	22.7	31	0

Career Postseason KO Returns

	No.	Yds	Avg	Long	TD
Zbikowski	3	68	22.7	31	0

2008 Regular Season Statistics

	Total	Solo	As.	Sacks	Yds	INT	Yds	PD	FF	FR	ST Tackles
Zbikowski	1	1	0	0	0	0	0	0	0	0	23

Career Statistics

	Total	Solo	As.	Sacks	Yds	INT	Yds	PD	FF	FR	ST Tackles
Zbikowski	1	1	0	0	0	0	0	0	0	0	23

2008 Regular Season KO Returns

	No.	Yds	Avg	Long	TD
Zbikowski	2	48	24.0	26	0

Career KO Returns

	No.	Yds	Avg	Long	TD
Zbikowski	2	48	24.0	26	0

Career Notes: A 2-time team captain for the Fighting Irish who helped guide a secondary that ranked 3rd in the nation, allowing only 161.6 passing yards per game in 2007...Started 48 consecutive games and holds the school DB career-tackles record with 300 (265 solo).

SPECIALISTS



16 YAMON FIGURS

Wide Receiver/RS

Ht / Wt: 5-11, 180 **Born:** 1/10/82 **College:** Kansas State **Acquired:** D3a '07 **NFL Years:** 2

Games Played/Started: (2008, 12/0) **Totals:** 26/0 **Playoff Totals:** 3/0

2008 POSTSEASON - Saw action in all 3 games, returning 2 KO's for 19 yards and saw action as a gunner.

AFC Championship at Pit. (1/18/09) - Had 2 KORs for 19 yards, with a long of 18 against the Steelers.

Divisional Game at Ten. (1/10/09) - Saw action on special teams, but did not have a tackle in the 13-10 victory.

Wild Card at Mia. (1/4/09) - *Played in his 1st-career postseason game* on special teams in the 27-9 win over the Dolphins.

2008 REGULAR SEASON - Saw action in 12 games, returning 29 KO's for 608 yards (21.0 avg.) and had 23 PRs for 138 yards (6.0 avg.), including a long of 35...Also had 5 special teams tackles...Added a 43-yard TD catch (1st career score).

Game 16 vs. Jax. (12/28) - Was a game-day inactive (head) in the 27-7 victory over the Jaguars.

Game 15 at Dal. (12/20) - Had 4 KORs for 69 yards (17.3 avg.) and saw action from scrimmage in the 33-24 win over the Cowboys.

Game 14 vs. Pit. (12/14) - Returned 3 KO's for 78 yards, for a 26.0 avg. against the Steelers.

Game 13 vs. Was. (12/7) - Had 1 KOR for 16 yards and 1 PR for 5 yards before leaving the game with a knee injury in the 24-10 win against the Redskins.

Game 12 at Cin. (11/30) - Returned 1 KO for 21 yards and had 3 PRs for 3 yards in the 34-3 victory.

Game 11 vs. Phi. (11/23) - Returned 1 KO for 25 yards, 4 punts for 30 yards and saw action from scrimmage in the 36-7 victory...Also posted a *career-high 3 special teams tackles* against the Eagles.

Game 10 at NYG (11/16) - Played from scrimmage (did not record a reception) and on special teams, returning 4 KO's for 102 yards (25.0 avg.) against the Giants.

Game 9 at Hou. (11/9) - Saw extended action from scrimmage due to a shoulder injury to Derrick Mason and pulled in a *career-long 43-yard pass* for his *1st-career receiving TD* in the 41-13 win over the Texans...Also had 3 KORs for 66 yards (22.0 avg.) and 1 PR for 3 yards.

Game 8 at Cle. (11/2) - Saw action from scrimmage as the 3rd WR and had 2 KORs for 28 yards and 2 PRs for 17 yards in the victory in Cleveland.

Game 7 vs. Oak. (10/26) - Designated as a game-day inactive (knee) in the 29-10 victory over the Raiders.

Game 6 at Mia. (10/19) - Was a game-day inactive (knee) in the 27-13 victory.

Game 5 at Ind. (10/12) - Had 3 KORs for 53 yards and returned 2 punts for 8 yards...Also saw action from scrimmage as a WR against the Colts.

Game 4 vs. Ten. (10/5) - Returned 1 KO for 25 yards and had 1 PR for 7 yards...Figurs also saw action from scrimmage as a WR, but did not catch a pass against the Titans.

Game 3 at Pit. (9/29) - Returned 5 kicks for 112 yards (23.6 avg.) and had 4 PRs for 7 yards against Pittsburgh.

Game 2 vs. Cle. (9/21) - Was a game-day inactive (hamstring) in the 28-10 win.

Game 1 vs. Cin. (9/7) - Averaged 14 yards per punt return (4 for 56 yards), with a long of 35 (had a 71-yard PR for a TD called back due to a block in the back penalty)...Also had 1 KOR for 11 yards and a solo special teams tackle against the Bengals.

2008 Postseason Statistics

<i>KO Returns</i>						<i>Punt Returns</i>					
	<u>No.</u>	<u>Yds</u>	<u>Avg</u>	<u>Long</u>	<u>TD</u>	<u>No.</u>	<u>FC</u>	<u>Yds</u>	<u>Avg</u>	<u>Long</u>	<u>TD</u>
Figurs	2	19	9.5	18	0	0	0	0	0.0	0	0

<i>Receiving</i>					
	<u>No.</u>	<u>Yds</u>	<u>Avg</u>	<u>Long</u>	<u>TD</u>
Figurs	0	0	0.0	0	0

Career Postseason Statistics

<i>KO Returns</i>						<i>Punt Returns</i>					
	<u>No.</u>	<u>Yds</u>	<u>Avg</u>	<u>Long</u>	<u>TD</u>	<u>No.</u>	<u>FC</u>	<u>Yds</u>	<u>Avg</u>	<u>Long</u>	<u>TD</u>
Figurs	2	19	9.5	18	0	0	0	0	0.0	0	0

<i>Receiving</i>					
	<u>No.</u>	<u>Yds</u>	<u>Avg</u>	<u>Long</u>	<u>TD</u>
Figurs	0	0	0.0	0	0

2008 Regular Season Statistics

<i>KO Returns</i>						<i>Punt Returns</i>					
	<u>No.</u>	<u>Yds</u>	<u>Avg</u>	<u>Long</u>	<u>TD</u>	<u>No.</u>	<u>FC</u>	<u>Yds</u>	<u>Avg</u>	<u>Long</u>	<u>TD</u>
Figurs	29	608	21.0	39	0	23	11	138	6.0	35	0

<i>Receiving</i>					
	<u>No.</u>	<u>Yds</u>	<u>Avg</u>	<u>Long</u>	<u>TD</u>
Figurs	1	43	43.0	43t	1

Career Statistics

<i>KO Returns</i>						<i>Punt Returns</i>					
	<u>No.</u>	<u>Yds</u>	<u>Avg</u>	<u>Long</u>	<u>TD</u>	<u>No.</u>	<u>FC</u>	<u>Yds</u>	<u>Avg</u>	<u>Long</u>	<u>TD</u>
Figurs	75	1,746	23.3	94t	1	39	20	309	7.9	75t	1

<i>Receiving</i>					
	<u>No.</u>	<u>Yds</u>	<u>Avg</u>	<u>Long</u>	<u>TD</u>
Figurs	2	79	39.5	43t	1

Career Notes: Explosive athlete with great speed and acceleration...Named to the *Pro Football Weekly/Professional Football Writers of America's* All-Rookie Team in 2007 when he played in 14 games and averaged 24.7 yards per KOR (46 for 1,138 yards), including a 94-yard return for a TD, the 3rd longest in franchise history...His KOR for a TD was the 1st for the Ravens since 1998...Returned 16 punts for 171 yards (10.7 avg.), including a career-long 75-yard TD return (game 3 vs. Ari.)...He is the 1st Raven with a PR-TD and KOR-TD in the same season.

**6****STEVEN HAUSCHKA***Kicker***Ht / Wt:** 6-4, 210**Born:** 6/29/85**College:** North Carolina St.**Acquired:** FA '08**NFL Years:** R**Games Played/Started:** (2008, 8/0)**Totals:** 8/0**Playoff Totals:** 3/0**2008 POSTSEASON** - Saw action in all 3 games and kicked 13, placing 4 in the end zone with 3 touchbacks.**AFC Championship at Pit. (1/18/09)** - Kicked off 3 times against the Steelers.**Divisional Game at Ten. (1/10/09)** - Kicked off 4 times in the 13-10 victory over the Titans.**Wild Card at Mia. (1/4/09)** - *Saw action in his 1st-career postseason game* and kicked off 6 times, placing 4 in the end zone, including 3 touchbacks in the 27-9 win over the Dolphins.**2008 REGULAR SEASON** - Played in 8 games connecting on 1 of 2 FGAs (make was from 54 yards) and kicked off 32 times, placing 8 in the end zone with 3 touchbacks in his rookie season.**Game 16 vs. Jax. (12/28)** - Kicked off 6 times, placing 3 in the end zone with 1 touchback in the 27-7 victory over the Jaguars.**Game 15 at Dal. (12/20)** - Was a game-day inactive.**Game 14 vs. Pit. (12/14)** - Kicked off 4 times, with 2 touchbacks against the Steelers.**Game 13 vs. Was. (12/7)** - Kicked off 5 times in the 24-10 win against the Redskins.**Game 12 at Cin. (11/30)** - Kicked off 7 times, placing 1 in the end zone in the 34-3 victory.**Game 11 vs. Phi. (11/23)** - Kicked off 7 times, placing 1 in the end zone and missed a 53-yard FG attempt in the 36-7 win.**Game 10 at NYG (11/16)** - Kicked off 3 times, placing 1 in the end zone against the Giants.**Game 9 at Hou. (11/9)** - *Connected on his 1st-career FGA* (54 yards) and kicked off 7 times, placing 4 in the end zone with 1 TB in the 41-13 win at Houston.**Game 8 at Cle. (11/2)** - Was a game-day inactive after being signed to the Ravens active roster from their practice squad on 10/30.**Game 7 vs. Oak. (10/26)** - Was on the Ravens practice squad.**Game 6 at Mia. (10/19)** - Was on the Ravens practice squad.**Game 5 at Ind. (10/12)** - Was on the Ravens practice squad.**Game 4 vs. Ten. (10/5)** - Was on the Ravens practice squad.**Game 3 at Pit. (9/29)** - Was on the Ravens practice squad.**Game 2 vs. Cle. (9/21)** - Signed to the Ravens practice squad on 9/11 and was on the practice squad for the 28-10 win.**Game 1 vs. Cin. (9/7)** - Saw action as a KO specialist in the 17-10 win...Was waived on 9/9.**2008 Postseason Statistics**

	<u>FGM</u>	<u>FGA</u>	<u>Pct.</u>	<u>PATM</u>	<u>PATA</u>	<u>Pct.</u>	<u>Points</u>
Hauschka	0	0	0.0	0	0	0.0	0

Career Postseason Statistics

	<u>FGM</u>	<u>FGA</u>	<u>Pct.</u>	<u>PATM</u>	<u>PATA</u>	<u>Pct.</u>	<u>Points</u>
Hauschka	0	0	0.0	0	0	0.0	0


2008 Regular Season Statistics

	<u>FGM</u>	<u>FGA</u>	<u>Pct.</u>	<u>PATM</u>	<u>PATA</u>	<u>Pct.</u>	<u>Points</u>
Hauschka	1	2	50.0	0	0	0.0	3

Career Statistics

	<u>FGM</u>	<u>FGA</u>	<u>Pct.</u>	<u>PATM</u>	<u>PATA</u>	<u>Pct.</u>	<u>Points</u>
Hauschka	1	2	50.0	0	0	0.0	3

Career Notes: Strong-legged kicker who can blast kickoffs and is an accurate field goal kicker...Connected on all 4 FGAs (35 yards, 21 yards, 34 yards and 48 yards) and all 4 PATs during the 2008 preseason with the Vikings.**70****MATT KATULA***Long-Snapper***Ht / Wt:** 6-6, 272**Born:** 8/22/82**College:** Wisconsin**Acquired:** FA '05**NFL Years:** 4**Games Played/Started:** (2008, 16/0)**Totals:** 64/0**Playoff Totals:** 4/0**2008 POSTSEASON** - Saw action in all 3 games, snapping on all 20 punts, 4 FGAs and 6 PATs, as well as recording a special teams tackle.**AFC Championship at Pit. (1/18/09)** - Snapped on all 7 punts and 2 PATs against the Steelers.**Divisional Game at Ten. (1/10/09)** - Snapped on all 8 punts, both FGAs and a PAT in the 13-10 victory.**Wild Card at Mia. (1/4/09)** - Snapped on all 5 punts, 3 PATs, 2 FGAs and had a special teams tackle in the 27-9 win over the Dolphins.**2008 REGULAR SEASON** - Saw action in all 16 games and snapped 158 times without incident (84 punts, 41 PATs and 33 FGAs).**Game 16 vs. Jax. (12/28)** - Snapped for all 4 punts, 3 FGAs and 3 PATs in the 27-7 win over the Jaguars.**Game 15 at Dal. (12/20)** - Snapped on all 5 punts, 4 FGAs, 3 PATs and a fake FGA in the 33-24 win over the Cowboys.**Game 14 vs. Pit. (12/14)** - Snapped for all 7 punts, and 3 FGAs against the Steelers.**Game 13 vs. Was. (12/7)** - Snapped on all 6 punts, 3 PATs and 1 FG in the 24-10 win against the Redskins.**Game 12 at Cin. (11/30)** - Snapped on all 7 punts, 4 PATs and 2 FGAs in the 34-3 victory.**Game 11 vs. Phi. (11/23)** - Snapped for all 8 punts, 4 PATs and 3 FGAs in the 36-7 victory over the Eagles.**Game 10 at NYG (11/16)** - Snapped on all 3 punts, 1 PAT and 2 FGAs against the Giants.**Game 9 at Hou. (11/9)** - Snapped on all 4 PATs, 4 punts and 2 FGAs in the 41-13 victory at Houston.**Game 8 at Cle. (11/2)** - Snapped for all 6 punts, 3 FGs and 4 PATs in the win at Cleveland.**Game 7 vs. Oak. (10/26)** - Snapped for all 3 PATs, 2 FGAs and 6 punts in the 29-10 win over Oakland.**Game 6 at Mia. (10/19)** - Snapped on 3 PATs, 3 punts and 2 FGAs in the 27-13 win.**Game 5 at Ind. (10/12)** - Snapped for the Ravens' FGA and all 5 punts.**Game 4 vs. Ten. (10/5)** - Snapped on both FGAs and the Ravens' PAT against the Titans.**Game 3 at Pit. (9/29)** - Snapped on 8 punts, 2 FGs and 2 PATs against the Steelers.**Game 2 vs. Cle. (9/21)** - Saw action in his 50th-career game and snapped on 3 PATs, 3 punts and 1 FGA in the 28-10 victory.**Game 1 vs. Cin. (9/7)** - Snapped for 5 punts and 2 FGAs in the 17-10 win over the Bengals.**Career Notes:** Tough, productive athlete with good ball speed on his snaps...Brings consistency to the long snapper position...Has not missed a game in his NFL career...Led NFL long-snappers with a career-high 10 tackles in 2005.



4 SAM KOCH

Punter

Ht / Wt: 6-1, 220

Born: 8/13/82

College: Nebraska

Acquired: D6a '06

NFL Years: 3

Games Played/Started: (2008, 16/0)

Totals: 48/0

Playoff Totals: 4/0

2008 POSTSEASON - Saw action in all 3 games, punting 20 times for 845 yards (42.3 avg.) with a long of 52...Koch tied for 2nd in the NFL, placing 7 punts inside the 20.

AFC Championship at Pit. (1/18/09) - Punted 7 times for 286 yards (40.9 avg.), placing 3 inside the 20 and tied a **postseason career high with a 52-yard boot**.

Divisional Game at Ten. (1/10/09) - Booted 8 punts for 342 yards (42.8 avg.), placing 2 inside the 20 with a long of 51 in the 13-10 victory.

Wild Card at Mia. (1/4/09) - Punted 5 times for 217 yards (43.4 avg.), including a **postseason career-long 52-yard boot**, and placed 2 inside the 10-yard line in the 27-9 victory over the Dolphins.

2008 REGULAR SEASON - Saw action in all 16 games for the 3rd-consecutive season and punted 84 times for a **career-high 3,777 yards** (6th in the NFL), with a 39.9 net average (5th in the NFL)...Koch also led the AFC and was 2nd in the NFL, placing a **career-high 34 punts inside the 20 and led the NFL with 18 punts inside the 10**...Also blasted a **career-high and franchise-record 74-yard boot** against Houston on 11/9/08.

Game 16 vs. Jax. (12/28) - Kicked 4 times for 153 yards (38.3 avg.) and placed 1 inside the 20, with a long of 44 in the 27-7 win over the Jaguars.

Game 15 at Dal. (12/20) - Earned **AFC Special Teams Player of the Week** honors as he punted 5 times for 261 yards (52.2 avg.) with a long of 61, placing 2 inside the 20 against the Cowboys...Also carried the ball (**1st-career rush**) for 9 yards on 4th-and-6 on a fake FG from the Cowboys' 22-yard line picking up the 1st down, which led to a TD 2 plays later.

Game 14 vs. Pit. (12/14) - Punted 7 times for 292 yards (41.7 avg.), with a long of 56 and placed 4 inside the 20 against the Steelers.

Game 13 vs. Was. (12/7) - Kicked 6 times for 248 yards (41.3 avg.), placing 3 inside the 20, with a long of 49 in very windy conditions in the 24-10 win against the Redskins.

Game 12 at Cin. (11/30) - Booted 7 punts for 331 yards for a 47.3 average...Also placed 4 kicks inside the 20 and had a long of 56 against the Bengals.

Game 11 vs. Phi. (11/23) - Punted 8 times for 362 yards (45.3 avg.), placing 3 inside the 20, with a long of 60 in the 36-7 win.

Game 10 at NYG (11/16) - Punted 3 times for 94 yards (31.3 avg.), placing 1 inside the 20 in very windy conditions in New York.

Game 9 at Hou. (11/9) - Booted 4 punts for 200 yards, for a 50-yard per punt average, with a **franchise-record and career-long 74-yard kick** in the 41-13 win...Also placed 3 punts inside the 20.

Game 8 at Cle. (11/2) - Punted 6 times for 250 yards (41.7 avg.), with a long of 57, placing 2 inside the 20 in the win at Cleveland.

Game 7 vs. Oak. (10/26) - Kicked 6 times for 242 yards for a 40.3-yard average, including a long of 50...Also placed 3 punts inside the 20-yard line.

Game 6 at Mia. (10/19) - Blasted 3 punts for 177 yards for a **career-high 59.0 yards per punt average**, including a then-franchise-record-tying 67-yard boot against the Dolphins.

Game 5 at Ind. (10/12) - Punted 5 times for 245 yards for a season-high 49.0 average, including a long of 57.

Game 4 vs. Ten. (10/5) - Punted 4 times for 156 yards, including 2 placed inside the 20...Also had a solo tackle.

Game 3 at Pit. (9/29) - Booted 8 punts for 379 yards (47.4 avg.), including a long of 61 against the Steelers.

Game 2 vs. Cle. (9/21) - Punted just 3 times for 146 yards, for a 48.7 yards per punt average, with a long of 59 against the Browns.

Game 1 vs. Cin. (9/7) - Averaged 48.2 yards on 5 punts (placed 1 inside the 20) and had a special teams tackle against the Bengals.

2008 Postseason Statistics

Punts	No.	Yds	Avg	Net	TB	IN 20	LG	B
Koch	20	845	42.3	38.1	2	7	52	0

Career Postseason Statistics

Punts	No.	Yds	Avg	Net	TB	IN 20	LG	B
Koch	25	1,035	41.4	35.9	3	8	52	0


2008 Regular Season Statistics

Punts	No.	Yds	Avg	Net	TB	IN 20	LG	B
Koch	84	3,777	45.0	39.9	9	34	74	0

Career Statistics

Punts	No.	Yds	Avg	Net	TB	IN 20	LG	B
Koch	248	10,869	43.8	37.9	21	84	74	1

Career Notes: Koch (pronounced COOK) is an accurate punter with outstanding leg strength...Punted 78 times for 3,397 yards to produce a career-high 43.6-yard average, including a career-long 64-yard boot (game 6 vs. STL) in 2007.

**3****MATT STOVER***Kicker***Ht / Wt:** 5-11, 180**Born:** 1/27/68**College:** Louisiana Tech**Acquired:** Plan B FA '91**NFL Years:** 19**Games Played/Started:** (2008, 16/0)**Totals:** 287/0**Playoff Totals:** 13/0

2008 POSTSEASON - Saw action in all 3 games, connecting on all 6 PATs and 4 FGAs, including a game-winning 43-yard FG against the Titans in the Divisional Playoff game.

AFC Championship at Pit. (1/18/09) - Connected on both PATs against the Steelers.

Divisional Game at Ten. (1/10/09) - Connected on his lone PAT and both FGAs, including the game-winning 43-yard boot (his **1st-career postseason game-winner**) with 53 seconds remaining in the 13-10 victory.

Wild Card at Mia. (1/4/09) - Was true on all 3 PATs and both FGAs (23 and 31 yards) in the 27-9 win over the Dolphins.

2008 REGULAR SEASON - Connected on all 41 PATs, 27 of his 33 FGAs (81.8%), while posting 122 points, his 12th-career 100-point season, including 6 consecutive...Finished the year 3rd on the NFL's all-time FGs list with 462 and is 5th in all-time scoring with 1,944 points.

Game 16 vs. Jax. (12/28) - Was true on all 3 PATs and made 2 of 3 FGAs (good from 41 and 32, missed from 48) in the 27-7 win over the Jaguars.

Game 15 at Dal. (12/20) - Nailed all 4 FGAs (26, 29, 37 and 35) and kicked off 7 times against the Cowboys.

Game 14 vs. Pit. (12/14) - Connected on all 3 of his FGAs (28, 26 and 28) against the Steelers.

Game 13 vs. Was. (12/7) - Was 3 for 3 on PATs and hit his only FGA (32 yards) in the 24-10 win against the Redskins.

Game 12 at Cin. (11/30) - Connected on both FGAs (27 and 21) and booted 4 PATs in the 34-3 win over the Bengals.

Game 11 vs. Phi. (11/23) - Was true on 4 PATs and both FGAs (44 and 42) in the 26-7 victory over the Eagles.

Game 10 at NYG (11/16) - Connected on his only PAT, setting the **NFL record with 372 consecutive extra points**, and was 1 of 2 on FGAs (38 and 32B) against the Giants.

Game 9 at Hou. (11/9) - Connected on 4 PATs, tying the NFL record with 371 consecutive PATs, and missed his only FGA (50 yards) in the 41-13 win at Houston.

Game 8 at Cle. (11/2) - Scored a season-high 12 points, connecting on all 4 PATS, 3 FGAs (41, 32 and 22) and kicked off 8 times, putting 2 in the end zone, with 1 touchback.

Game 7 vs. Oak. (10/26) - Nailed both of his FGAs (38 and 30) and all 3 PATs in the 29-10 win.

Game 6 at Mia. (10/19) - Connected on all 3 PATs, both FGAs (47 and 28), kicked off 6 times and had a special teams tackle against the Dolphins.

Game 5 at Ind. (10/12) - Hit his lone FGA (37 yards) and kicked off 2 times, including 1 TB against the Colts.

Game 4 vs. Ten. (10/5) - Connected on his only PAT and was 1-of-2 on FGAs (38G, 45WR) against the Titans.

Game 3 at Pit. (9/29) - Was true on both PATs and FGAs (33 and 20 yards) and kicked off 5 times with to 2 touchbacks against Pittsburgh.

Game 2 vs. Cle. (9/21) - Connected on all 3 PATs and missed his lone FGA (48WR), and also kicked off 5 times with 1 touchback in the 28-10 win.

Game 1 vs. Cin. (9/7) - Connected on both PATs and was 1-of-2 on FGAs (47WL and 21G) in the 17-10 win over the Bengals.

2008 Postseason Statistics

	<u>FGM</u>	<u>FGA</u>	<u>Pct.</u>	<u>PAT</u>	<u>PATA</u>	<u>Pct.</u>	<u>Points</u>
Stover	4	4	100	6	6	100	18

Career Postseason Statistics

	<u>FGM</u>	<u>FGA</u>	<u>Pct.</u>	<u>PAT</u>	<u>PATA</u>	<u>Pct.</u>	<u>Points</u>
Stover	19	24	79.2	23	23	100	81

2008 Regular Season Statistics

	<u>FGM</u>	<u>FGA</u>	<u>Pct.</u>	<u>PAT</u>	<u>PATA</u>	<u>Pct.</u>	<u>Points</u>
Stover	27	33	81.8	41	41	100	122

Career Statistics

	<u>FGM</u>	<u>FGA</u>	<u>Pct.</u>	<u>PAT</u>	<u>PATA</u>	<u>Pct.</u>	<u>Points</u>
Stover	462	552	83.7	558	561	99.5	1,944

Career Notes: Stover, a Pro Bowl performer (2000), owns the NFL record for consecutive games with a FG - 38 (1999-2001)...Entered 2008 as the 2nd-most accurate kicker (min. 50 attempts) in NFL history...Has 13 game-winning FGs.



*2008 BIOS
NOT IN MEDIA GUIDE*



2008 Bios Not in Media Guide

WILLIE ANDERSON

No. 79

Tackle

Years in NFL: 13

HT: 6-5 WT: 340

Auburn

High School: Vigor (Mobile, AL)

Born 7/11/75, Mobile, AL

Joined Ravens: Free Agent, 2008

GAMES PLAYED/GAMES STARTED: (1996, 16/10); (1997, 16/16); (1998, 16/16), (1999, 14/14); (2000, 16/16); (2001, 16/16); (2002, 16/16); (2003, 16/16); (2004, 16/16); (2005, 16/16); (2006, 16/16); (2007, 7/5) **Total 181/173**

TRANSACTIONS: Signed with the Baltimore Ravens as an unrestricted free agent on 9/5/08...Originally drafted by the Cincinnati Bengals in the 1st round (10th overall) of the 1996 draft.

PRO: Four-time Pro Bowl performer who joins the Ravens with a wealth of experience, having played in 181 career games in his 13-year career...Had a streak of 116 straight starts snapped on 10/14/07 after he missed the Bengals' tilt with the Kansas City Chiefs due to a knee injury...Anderson was the starting tackle and helped pave the way for Bengals running backs to rush for 1,100 yards for 9 of the last 11 seasons, including 1,300 yards or more in 6 of the last 8 years.

2007: (with Cincinnati) Saw action in 7 games, including 5 starts, missing 9 games due to foot and knee injuries...**2007 SEASON HIGHLIGHTS:** Saw action as a reserve (knee injury) at tackle in **games 15 vs. Cle (12/23) and 16 at Mia. (12/30)**...Started games 1-4 and 6 at RT, but was limited during those games due to a foot injury suffered in training camp.

2006: (with Cincinnati) Named to his **4th Pro Bowl** (3rd consecutive) and earned 1st-team All-Pro honors from the *Associated Press*...Started all 16 games at RT for the 7th-consecutive year... **2006 SEASON HIGHLIGHTS:** Helped offense produce a season-high 545 yards, including a career-high 440 passing yards by QB Carson Palmer in **game 9 vs. SD (11/12)**...Helped to hold then-NFL sacks leader Julius Peppers without a sack in **game 6 vs. Car. (10/22)**.

2005: (with Cincinnati) Earned his **3rd-straight Pro Bowl** berth...Led an offensive line that allowed just 21 sacks, a then-franchise record, and helped pave the way for RB Rudi Johnson to rush for a team-record 1,458 yards...**2005 SEASON HIGHLIGHTS:** Helped pave the way for 426 net yards, including Johnson's 2nd-straight 100-yard rushing game (117 yards) in **game 14 at Det. (12/18)**.

2004: (with Cincinnati) Named to his **2nd Pro Bowl** after starting every game at RT despite a knee injury...Underwent postseason knee surgery and did not participate in the Pro Bowl...Allowed just 1 sack during the season...Also named winner of Ed Block Courage Award, voted on by teammates for commitment to sportsmanship and courage.

2003: (with Cincinnati) Earned his **1st Pro Bowl** berth, following 2 years as an AFC 1st alternate...Helped pave the way for 3-straight games of 200-plus rushing yards (Games 9-11)...**2003 SEASON HIGHLIGHTS:** Helped Rudi Johnson to rush for 182 yards on a franchise-record 43 carries in **game 9 vs. Hou. (11/9)**.

2002: (with Cincinnati) Started all 16 games and helped contribute to a streak of 6-straight games of 350 or more yards (Games 7-12), longest such streak since 1986, when the Bengals had 10.

2001: (with Cincinnati) Started all 16 games for the 6th-consecutive year and helped pave the way for the Bengals to post 4,800 total yards, including 2,219 through the air and 2,314 on the ground.

2000: (with Cincinnati) Started all 16 games and helped RB Corey Dillon rush for 278 yards vs. Denver (10/22), an NFL record at the time (ranks 3rd entering '08)...Also helped support the Bengals record of 407 rushing yards in the Denver game, which entering '08 stands as the NFL's most team rushing yards since 1950.

1999: (with Cincinnati) Started 14 games at tackle, missing 2 games due to foot **vs. Bal. (11/21)** and ankle **at Jax. (1/2/00)** injuries...Credited with 15 "pancake" blocks, the highest ratio per snap on the line.

1998: (with Cincinnati) Started every game at RT and helped pave the way for Cincinnati to post 4824 yards, including 3,545 through the air...Began to get league-wide recognition on **vs. GB (9/20)**, when he helped limit All-Pro DE Reggie White to 2 tackles and no sacks.

1997: (with Cincinnati) Started every game at RT for the 1st time in his career and helped open holes, allowing RB Corey Dillon to rush for 246-yard rushing effort **vs. Ten. (12/4)**, as Dillon set the NFL rookie single-game record (since broken).

1996: (with Cincinnati) Named to *NFL All-Rookie* teams by *Football News* and by *College & Pro Football Newsweekly* after seeing action in 16 games, including 10 starts.

COLLEGE: Helped lead Auburn to 20-1-1 record from 1994-95 and to its 1st 5,000-yard offensive season in school history (5049 in '95)...Entered the NFL Draft after junior season...Earned 2nd-team All-America honors by the *Associated Press* after an impressive junior, season, when he was credited with 76 knockdown blocks...Started as true freshman in 1993...Majored in Marketing education at Auburn.



PERSONAL: Prepped at Vigor (Mobile, AL) HS, where he was an All-America 1st-team selection by *Parade Magazine* and *USA Today*...Owns a record label, "Think Big Entertainment" (artist name is G Fiive, with Web access at myspace.com/younggonline)...Owns rights to Fatburger franchises, and has opened 2 restaurants in Atlanta and 1 in Cincinnati...Anderson has been team nominee for the NFL/Walter Payton Man of the Year Award 4 times, which honors combined excellence both on and off the field...Named Man of the Year by the South Alabama Boys & Girls Clubs for 2007...He also supports the Boys & Girls Clubs, sponsoring Christmas parties and helping organize fund-raising events, and he regularly donated Bengals game tickets in his private suite to underprivileged children...Also started a scholarship program for deserving young people, coordinated through the New Jerusalem Baptist Church...In his offseason home of Atlanta, he has made donations to the ARTSCool arts enrichment program for young people and laid out plans to provide upgraded homes for a developing urban complex...He was named in 2003 as the winner of a "JB Award," given by FOX sportscaster James Brown to NFL players who excel in community service...He also sponsored dinners for homeless persons in Cincinnati and in Alabama, supported Christmas and Halloween parties at Cincinnati Children's Hospital, supported Special Olympics, and is a Little League football sponsor...Has a son, Jair (born 9-11-97)...Full name: Willie Aaron Anderson.

TODD BOUMAN

No. 2

Quarterback

Years in NFL: 10

HT: 6-2 WT: 226

St. Cloud State

High School: Russell Tyler-Ruthton (Ruthton, MN)

Born 8/1/72, Ruthton, MN

Joined Ravens: Free Agent, 2008

GAMES PLAYED/GAMES STARTED: (1997, 0/0); (1998, 0/0); (1999, 0/0); (2000, 0/0); (2001, 5/3); (2002, 1/0); (2003, 4/0); (2004, 16/0); (2005, 16/3); (2006, 0/0); (2007, 0/0) **Total 42/6**

TRANSACTIONS: Signed with the Baltimore Ravens as an unrestricted free agent on 9/3/08...Released by the Jacksonville Jaguars on 8/30/08...Re-signed by the Jaguars on 2/25/08...Waived by Jacksonville on 11/20/07...Signed by the Jaguars as a veteran free agent on 10/25/07...Signed by the Green Bay Packers on 11/21/06...Released by the New Orleans Saints on 9/3/06...Traded to the Saints from the Minnesota Vikings (6th-round draft choice) on 3/13/03...Assigned by Minnesota to Barcelona Dragons in NFL Europe on 2/22/99...Originally signed by Minnesota as an undrafted rookie free agent on 4/25/97.

PRO: Savvy and experienced veteran quarterback who enters 2008 having played in 42 games, including 6 starts...Begins the season having completed 129 of 230 career passes (56.1%) for 1,683 yards, 11 TDs and 11 INTs, with a long of 80(TD)...Bouman has also rushed 21 times for 86 yards with a long of 21 in his career.

2007: (with Jacksonville) Was signed by the Jaguars on 10/25 and was on the active roster for 4 games before being released on 11/20.

2006: (with Green Bay) Served as a backup QB for final 6 games of season, but did not play after being signed by the Packers on 11/21/06...Spent training camp with New Orleans.

2005: (with New Orleans) Saw action in all 16 games, and *tied a career-high 3 starts* at QB for the Saints...Completed 68 of 122 passes for 722 yards with 2 TDs...Served as holder for all 16 games and was the primary backup QB for the 1st 13 games of the season...**2005 SEASON HIGHLIGHTS:** Started and completed *a career-high 25 passes* (on 37 attempts) for 265 yards a TD and 2 INTs in the **season-finale at TB (1/1/06)**...Started and *tied a career high with 38 pass attempts* (21 completions) for 233 yards in **game 15 vs. Det. (12/24)**...Saw his 1st action at QB in relief of Aaron Brooks in the 2nd quarter, completing 5 of 13 passes for 31 yards in **game 5 at GB (10/9)**.

2004: (with New Orleans) Appeared in all 16 games, serving as the holder, and served as the backup QB for every game.

2003: (with New Orleans) Saw action at QB in 4 games as backup QB, and completed 7 of 13 passes for 81 yards and a TD...**2003 SEASON HIGHLIGHTS:** Saw his most extensive action of the season, completing 5 of 8 passes for 62 yards with a TD (126.0 passer rating) in **game 4 vs. Ind. (9/28)**...Saw action in the 4th quarter, completing 2 of 4 passes for 50 yards in **game 14 vs. NYG (12/14)**.

2002: (with Minnesota) Played in 1 game for the Vikings as he entered in 3rd quarter and connected on 3 of 6 passes for 85 yards with a long of 48 in **game 9 vs. NYG (11/10)**...Bouman engineered a pair of TD drives and finished with a 95.8 passer rating, in addition to a 9-yard rush.

2001: (with Minnesota) Played in 5 games, including a *career-high 3 starts*...Completed 51 of 89 passes and set career highs with *795 yards and 8 TDs* for a 98.3 passer rating...**2001 SEASON HIGHLIGHTS:** Was inactive for the final 2 games of the season due to a thumb injury...Started and completed 18 of 38 passes for 243 yards with TD passes of 66 and 13 yards in **game 13 at Det. (12/16)**...Became the only QB in Vikings franchise history to have a 60-yard completion in 3 consecutive games...Earned *NFL Player of the Week* honors as he led the Vikings to a win in his *1st-career start* by completing 21 of 31 passes for 348 yards and 4 TDs, including a 73-yard TD pass to Randy Moss to seal the win in the 4th quarter in **game 12 vs. Ten. (12/9)**...Entered the game in the 4th quarter after an injury to starter Daunte Culpepper, and finished 11-of-15 passing for 200 yards with 2 TDs and 1 INT in **game 11 at Pit. (12/2)**...Bouman hooked up with RB Michael Bennett for 80-yard TD, the longest pass play to a RB in franchise history, and fired a 12-yard scoring strike to Randy Moss.

2000: (with Minnesota) Inactive, but dressed as the 3rd QB for all 16 regular season games and both playoff contests.



1999: (with Minnesota) Was inactive for 15 regular season games and both playoff games.

1998: (with Minnesota) Was inactive but dressed as the 3rd QB in 12 regular season games and was inactive for both playoff games.

1997: (with Minnesota) Was inactive as the 3rd QB for 3 regular season games and 2 playoff contests after being signed to the active roster on 12/5...Signed to practice squad after training camp on 8/25...Signed by Minnesota as a rookie free agent on 4/25.

COLLEGE: Was a 3-year starter at St. Cloud State and finished his career ranked 2nd in school history in total offense (5,050), 3rd in passing yards (4,354), 4th in completions (326) and TD passes (30)...Named honorable-mention All-North Central Conference...Threw only 6 INTs in 206 attempts as a junior...Sat out 1 season after transferring from South Dakota State to St. Cloud State in 1992...Also played basketball for 3 years at St. Cloud State...Ended his career ranked 7th in school's basketball history in 3-point field goals (68) and 9th in steals (94), while scoring 563 career points...Majored in sports sociology.

PERSONAL: Prepped at Russell Tyler-Ruthton (MN) HS...Earned All-State honors as a senior...Also earned All-State honors in basketball...Won the National High School Slam Dunk Contest in Arizona...Brothers, Shane and Troy, were starters on the football and basketball teams at South Dakota State...Todd and his wife, Courtney, have a daughter, Aivary, and a son, Aidan.

TERRANCE COPPER

No. 15

Wide Receiver

Years in NFL: 5

HT: 6-0 WT: 207

East Carolina

High School: Washington (NC)

Born 3/12/82, Ruthton, MN

Joined Ravens: Free Agent, 2008

GAMES PLAYED/GAMES STARTED: (2004, 10/0); (2005, 16/0); (2006, 15/4); (2007, 15/1); (2008, 5/0) **Total 61/5**

Playoffs (2006, 2/1) Totals 2/1

TRANSACTIONS: Signed with the Baltimore Ravens on 10/29/08...Released by the New Orleans Saints on 10/27/08...Re-signed by the Saints on 2/20/08...Re-signed by New Orleans on 3/27/07...Claimed off waivers by the Saints on 9/4/06...Waived by the Dallas Cowboys on 9/2/06...Re-signed by the Cowboys on 3/7/06...Originally signed by Dallas as an undrafted free agent on 4/30/04.

PRO: Savvy, sure-handed veteran who is also a special teams stalwart...Copper joins the Ravens with 46 receptions for 600 yards and 6 TDs, and 2 rushes for 7 yards in his 5-year career...He also has 40 special teams tackles, 1 special teams FR and 26 KORs for 502 yards to his credit.

2007: (with New Orleans/Baltimore) Saw action in 5 games, netting 1 special teams tackle and 2 KORs for 35 yards with the Saints before being released.

2007: (with New Orleans) Saw action in 15 games, including 1 start, and posted 15 receptions for 126 yards and 2 TDs...Also produced 11 special teams tackles, his 3rd season with double-digit special teams stops...**2007 SEASON HIGHLIGHTS:** Saw action in his **50th-career NFL game** and netted a special teams stop and 1 catch for 5 yards in **game 10 at Hou. (11/18)**...Hauled in 2 receptions for 10 yards, including a 2-yard TD snag in **game 7 at SF (10/28)**.

2006: (with New Orleans) Saw action in 15 games, including a **career-high 4 starts** after being claimed off waivers (9/4) following the final preseason game...Also established **career highs in receptions (23), receiving yards (385), TDs (3) and long reception (48t)**...Recorded 9 catches for 20 yards or more, and 16 first downs...Also returned 4 kickoffs for 79 yards (19.8 avg.)...In addition, Copper recorded 4 catches for 32 yards in the postseason...**2007 SEASON HIGHLIGHTS:** Saw action off the bench and hauled in a **career-long 48-yard TD catch** on a "Hail Mary" toss as time expired in the 1st half in **game 11 at Atl. (11/26)**...Tied a career high with 6 receptions for 87 yards, including a 27-yard TD grab in **game 10 vs. Cin. (11/19)**...Recorded **career highs with 6 receptions for 92 yards** and a TD, including a 32-yard snatch in **game 9 vs. Pit. (11/12)**... **Started his 1st-career NFL game**, pulling in a catch for 11 yards and converted a 1st down with an 8 yard run on 4th-and-inches in **game 8 at TB (11/5)**.

2005: (with Dallas) Saw action in all 16 games and finished 5th on the team with 11 special teams tackles...Also added 16 KORs for 307 yards (19.2 avg.), with a long of 39.

2004: (with Dallas) Saw action in the final 10 games of the season after spending the opening 6 weeks on the practice squad...Caught 7 passes for 84 yards and returned 16 kickoffs for 307 yards...Also posted a **career-high 14 special teams tackles**...**2004 SEASON HIGHLIGHTS:** Had 2 catches for 18 yards and his **1st-career TD reception** in **game 12 at Sea. (12/6)**.

COLLEGE: Was one of the most productive wideouts in East Carolina history, finishing his career as the 2nd leading receiver (139) and 4th in receiving yards (1,683) in school history...As a senior, Copper led Conference USA with 87 grabs for 897 yards and a pair of TDs...He also returned 27 punts for 124 yards...As a junior, hauled in 30 passes for 395 yards and returned 30 punts for 328 yards...Industrial technology major.

PERSONAL: Earned honorable mention All-America honors from *USA Today* as a senior at Washington (N.C.) HS, where he was a 3-time All-Conference and All-Area selection...Selected to play in the 1999 Shrine Bowl and East/West All-Star Game.



LAMAR DIVENS

No. 96

Defensive Tackle

Years in NFL: Rookie

HT: 6-3 WT: 333

Tennessee State

High School: Lincoln County (Fayetteville, TN)

Born: 11/12/85 in Fayetteville, TN

Joined Ravens: Free Agent, 2008

TRANSACTIONS: Lamar Divens was claimed off waivers and signed with the Baltimore Ravens as a free agent on 8/31/08...Was released by the San Diego Chargers on 8/30/08...Originally signed with the Chargers as a rookie free agent on 5/2/08.

PRO: Stout run-stuffer who can also rush the passer...Wide-body who can control the point of attack...Divens posted 8 tackles, including 5 solo, and 1 FF during the 2008 preseason with the Chargers.

COLLEGE: Divens played 2 seasons at Tennessee State (2006-07) after transferring from Vanderbilt (2004-05)...Recorded 72 total tackles in 4 combined seasons at Vanderbilt and Tennessee State...Saw action in 11 games, including 5 starts as a senior...Posted a career-high 43 tackles, including 6 TFL, and had 1 FR and 1 PD.

PERSONAL: Prepped at Lincoln County (Fayetteville, TN) HS...Earned 5A Mr. Football Lineman as a senior offensive and defensive tackle...Also named 1st-team All-State by the *Associated Press* and *Tennessee Sportswriter Association*, and was named 1st-team All-Midstate by *Nashville Tennessean* as a senior...Was a 2-time All Region choice and co-winner of the 2003 Region 3 5A Defensive Player of the Year award winner...Also lettered in basketball at Lincoln County.

MARQUES DOUGLAS

No. 91

Defensive End

Years in NFL: 8

HT: 6-2 WT: 292

Howard

High School: Dudley (Greensboro, NC)

Born: 3/15/77, Greensboro, NC

Joined Ravens: Trade (Tampa Bay), 2008

GAMES PLAYED/GAMES STARTED: (2007, 16/16); (2006, 16/16); (2005, 16/15); (2004, 16/15); (2003, 16/16); (2002, 5/1); (2001, 2/0); (2000, 1/0); (1999, 0/0) **Totals: 88/79**

Playoffs: (2003, 1/1) **Total: 1/1**

TRANSACTIONS: Signed by the Baltimore Ravens (trade with Tampa Bay) on 8/27/08...Signed as a free agent with the Tampa Bay Buccaneers on 3/18/08...Signed as a free agent with the San Francisco 49ers on 4/7/05...Placed on Injured Reserve by the Ravens (knee) on 10/15/02...Signed by Baltimore to the active roster from the New Orleans Saints' practice squad on 11/28/01...Signed by New Orleans to the practice squad on 9/3/01...Placed on Injured Reserve (knee) by New Orleans on 10/12/00...Claimed by New Orleans off waivers from Baltimore on 8/28/00...Waived by Baltimore on 8/27/00...Originally signed by the Ravens as an undrafted free agent on 4/23/99.

PRO: Veteran leader who provides experience to the Ravens' D-line...A durable performer, he has not missed a contest in the past 5 seasons (2003-2007)...Enters 2008 having appeared in 88 career games with 79 starts...Career totals include 437 tackles, 19 sacks, 11 PD, 6 FF and 3 FR...Spent the past 3 seasons (2005-2007) as a member of the San Francisco 49ers, where he was named a defensive captain in 2007.

2007: (with San Francisco) Started all 16 games for 2nd straight season, finishing 4th on the team with a **career-high 100 tackles**...Also posted 3 sacks and 4 PD...**2007 SEASON HIGHLIGHTS:** Totaled 10 tackles, including a half sack, and 1 PD in **game 10 vs. STL (11/18)**...Had 8 tackles and a half sack in **game 3 at Pit. (9/23)**.

2006: (with San Francisco) Started all 16 contests and led the D-line with 75 tackles, in addition to 3 sacks, 2 FF, 1 FR and 1 PD...**2006 SEASON HIGHLIGHTS:** Totaled a season-high 10 tackles in **game 15 vs. Ari. (12/24)**...Finished with 4 stops, including 1 sack and 1 FF in **game 8 vs. Min. (11/5)**...Posted 4 tackles and 1 sack of QB Marc Bulger while forcing a fumble in **game 2 vs. STL (9/17)**.

2005: (with San Francisco) Played in 16 contests with 15 starts, finishing with 62 tackles, 1 sack, 1 FF and 2 FR...**2005 SEASON HIGHLIGHTS:** Collected 6 tackles in **game 14 at Jax. (12/18)**...Had 4 tackles, 1 sack, 1 FF and 1 FR in **game 2 at Phi. (9/18)**.

2004: (with Baltimore) Appeared in all 16 games with 15 starts, finishing 3rd on team with 92 tackles, a **career-high 5.5 sacks**, 1 FF and 2 PD...**2004 SEASON HIGHLIGHTS:** Registered a **career-high 11 tackles** in **game 15 at Pit. (12/26)**...Had 5 tackles, 1 sack and 1 FF in **game 10 vs. Dal. (11/21)**...Posted 7 tackles, including 1 TFL and 1.5 sacks in **game 9 at NYJ (11/14)**.

2003: (with Baltimore) Started all 16 games and 1 postseason contest with Baltimore, posting 89 tackles, 4.5 sacks, 2 FF and 4 PD...Voted by teammates as winner of Ed Block Courage Award...**2003 SEASON HIGHLIGHTS:** Had 10 tackles in the **Wild Card playoff game vs. Tennessee (1/3)**...Tallied 10 tackles, including a **career-high 2.5 sacks**, in **game 16 vs. Pit. (12/28)**.



2002: (with Baltimore) Saw action in 5 games, including 1 start...Tallied 17 tackles before being placed on Injured Reserve with a knee injury on Oct. 15 (knee)...**2002 SEASON HIGHLIGHTS:** Made *1st-career start in game 5 at Ind. (10/13)* and posted 1 tackle before leaving game with knee injury.

2001: (with New Orleans/Baltimore) After spending the 1st 11 weeks of the season on the Saints' practice squad, he was signed to the Ravens' active roster on 11/28...Played in 2 games and was inactive for another 3 contests with the Ravens...Inactive for both playoff contests...**2001 SEASON HIGHLIGHTS:** Recorded 2 tackles and *1st-career sack in game 13 vs. Cin. (12/23)*.

2000: (with New Orleans) Played in 1 contest with New Orleans...Placed on Injured Reserve on 10/12 (knee)...**2000 SEASON HIGHLIGHTS:** Saw action in **game 4 vs. Phi. (9/24)**...Was game-day inactive for the 1st 3 weeks of the season.

1999: (with Baltimore) Signed as an undrafted free agent by the Ravens and spent 1st 14 weeks on practice squad...Signed to active roster on 12/22, but was inactive for the final 2 games...Allocated to Rhein Fire of NFL Europe in the spring and tied for 2nd in league with 9 sacks, in addition to posting 21 tackles and 2 FF...Helped Rhein reach the World Bowl...Named to the All-NFL Europe team.

COLLEGE: Started 40 games at Howard, finishing 2nd all time in the MEAC conference with a school-record 39.5 sacks...Was a 3-time All-MEAC choice...Finished his senior season with a team-high 93 tackles, 11.5 sacks and 3 FR...Named 1st-team All-MEAC conference in 1997 while recording 69 tackles and 5 sacks...Received the inaugural Buffalo Soldier award at Howard University, an honor given to a player who displays courage, honesty, is a true student-athlete and exemplifies the skills and will to make it both on and off the field...Graduated with degree in human development and minor in administration of justice (pre-law).

PERSONAL: Serves as United Way sponsor and is also a motivational speaker who talks to teens about importance of staying in school...Voted by Ravens teammates as the 2003 Ed Block Courage Award winner...Established Marques Douglas Foundation in 2004 to mentor students in academics, athletics and social issues...Foundation also works with various church and after school programs in North Carolina and beyond...Following the 2006 season, traveled on a goodwill trip with NFL alumni and cheerleaders to visit troops in Afghanistan...While with San Francisco, spent each Tuesday visiting a juvenile detention center to help kids with their school work and reinforce the importance of education...Has hosted 5 Marques Douglas Foundation youth football camps in his hometown of Greensboro, NC...Graduated from Dudley (Greensboro, NC) HS after lettering in football, track and basketball... He and his wife, Sparkle, have a daughter, Zahra.

DOUGLAS' REGULAR SEASON STATISTICS

Year	Team	GP	GS	TACKLES				INTERCEPTIONS					FUMBLES				
				TT	Solo	Asst	Sacks	Yards	No	Yds	LG	TDs	PD	FF	FR	Yds	
1999	Baltimore	0	0	0	0	0	0.0	0.0	0	0	0	0	0	0	0	0	0
2000	New Orleans	1	0	0	0	0	0.0	0.0	0	0	0	0	0	0	0	0	0
2001	Baltimore	2	0	2	1	1	1.0	11.0	0	0	0	0	0	0	0	0	0
2002	Baltimore	5	1	17	11	6	1.0	9.0	0	0	0	0	0	0	0	0	0
2003	Baltimore	16	16	89	62	27	4.5	32.5	0	0	0	0	4	2	0	0	0
2004	Baltimore	16	15	92	47	45	5.5	37.5	0	0	0	0	2	1	0	0	0
2005	San Francisco	16	15	62	35	27	1.0	14.0	0	0	0	0	0	1	2	0	0
2006	San Francisco	16	16	75	42	33	3.0	35.0	0	0	0	0	1	2	1	0	0
2007	San Francisco	16	16	100	51	49	3.0	21.5	0	0	0	0	4	0	0	0	0
Totals		88	79	437	249	188	19.0	160.5	0	0	0	0	11	6	3	0	0

PLAYOFFS STATISTICS

Year	Team	GP	GS	TACKLES				INTERCEPTIONS					FUMBLES					
				TT	Solo	Asst	Sacks	Yards	No	Yds	LG	TDs	PD	FF	FR	Yds		
2001	Baltimore																	
2003	Baltimore	1	1	10	7	3	0.0	0.0	0	0	0	0	0	0	0	0	0	0
Totals		1	1	10	7	3	0.0	0.0	0	0	0	0	0	0	0	0	0	0

STEVE HAUSCHKA

No. 6
Kicker
Years in NFL: Rookie
HT: 6-4 WT: 210
North Carolina State
High School: Needham (MA)
Born: 6/29/85 in Needham, MA
Joined Ravens: Free Agent, 2008

TRANSACTIONS: Steve Hauschka was activated from the practice squad by the Baltimore Ravens on 10/30/08...Signed by the Ravens to the practice squad on 9/11/08...Waived by Baltimore on 11/9/08...Was claimed off waivers and signed with the Ravens as a free agent on 8/31/08...Was released by the Minnesota Vikings on 8/30/08...Originally signed with the Vikings as a rookie free agent on 5/2/08.

PRO: Strong-legged kicker who can blast kickoffs and is an accurate field goal kicker...Connected on all 4 FGAs (35 yards, 21 yards, 34 yards and 48 yards) and all 4 PATs during the 2008 preseason with the Vikings.

COLLEGE: Hauschka played just 1 season at NC State as a graduate student after graduating from Division III Middlebury College, where he kicked for 3 years...Walked on for the Wolfpack and won the kicking job in 2007...Led the ACC in FG percentage



(88.9%), finishing the season 16-of-18...That finish ranked as the 6th-best in NC State history...Was 8-of-8 on FGAs from over 40 yards, including a long of 49...Also led the league with a perfect mark on PATs, connecting on 25 of 25 attempts...Was named a semifinalist for the 2007 Lou Groza Award and earned Academic All-ACC honors...Connected on 10 consecutive FGAs to begin the season, which tied for the 4th best mark for consecutive FGs in team history...His 1st miss of the season came in an OT win against Miami, but he made up for it by connecting on the next 4 FGs in the game, including the game-winner in OT...Named the ACC Specialist of the Week for that performance...Prior to playing at State, Hauschka played varsity football, soccer and lacrosse at Middlebury...Helped Middlebury College win the New England Small College Athletic Conference title...Was a 3-year kicker for Middlebury, where he broke the school's single-season FG record (10) and career FG record (20)...Was a 1st-team All-Conference kicker and punter as a senior and 2nd-team All-Conference honoree as a sophomore and junior...Named to the *New England Football Writers* Division II/III All-New England team, was a District I Academic All-American by CoSIDA, and was named to the *D3football.com* 2nd-team All-East team...Finished his career at Middlebury 20-of-28 on FG attempts and 35-of-40 on PATs...Played football for the 1st time as a sophomore after playing soccer up until that point.

PERSONAL: Prepped at Needham (MA) HS, where he played soccer...Pursued his master's degree while playing at North Carolina State...Received his bachelor's degree in neuroscience from Middlebury College...Aspires to have a career in medicine after football...Played soccer through high school and into college before joining Middlebury's football team as a sophomore...Last name is pronounced HOWSH-kuh.

MARCUS MAXWELL

No. 17

Wide Receiver

Years in NFL: 3

HT: 6-3 WT: 210

Oregon

High School: Pinole Valley (Hercules, CA.)

Born 7/3/83, Berkeley, CA

Joined Ravens: Free Agent, 2008

GAMES PLAYED/GAMES STARTED: (2005, 4/0); (2006, 0/0); (2007, 5/0); (2008 0/0) **Total 9/0**

TRANSACTIONS: Signed with the Baltimore Ravens as an unrestricted free agent on 11/11/08...Released by the Cincinnati Bengals on 10/14/08...Signed to the Bengals' active roster on 10/26/07...Signed to Cincinnati's practice squad on 10/4/07...Waived by the San Francisco 49ers on 8/28/07...Signed to San Francisco's active roster from its practice squad on 11/16/05...Signed to the 49er's practice squad on 9/4/05...Waived by San Francisco on 9/3/05...Originally drafted by the 49ers in the 7th round (223rd overall) in the 2005 NFL Draft.

PRO: Tall, rangy receiver who can stretch the field and has a presence on special teams...Joins the Ravens with experience in 9 NFL games to his credit, posting 1 reception for 5 yards and 2 special teams tackles.

2008: (with Cincinnati/Baltimore) Saw action in 2 preseason games (including 1 start) with Cincinnati before injuring his thigh...Produced 5 receptions for 65 yards, and 1 solo special teams tackle during the preseason...Placed on the Reserve/Injured list (thigh) on 8/22 and was waived by Cincinnati on 10/14 before being signed by Baltimore on 11/11.

2007: (with Cincinnati) Saw action in 5 games, posting 1 reception for 5 yards and 2 special teams tackles. **2007 SEASON HIGHLIGHTS:** Played in game **15 vs. Cle. (12/23)** and **game 14 at SF (12/15)**, but did not record a catch...Subbed from scrimmage and recorded his 1st-career NFL reception in **game 8 at Buf. (11/4)**...Signed to the Bengals' active roster from their practice squad on 10/26...Signed to Cincinnati's practice squad on 10/4 after being waived by the 49ers on 8/28.

2006: (with San Francisco) Spent 13 games on the 49ers' practice squad after being allocated to the Hamburg Sea Devils in NFL Europa...Pulled in 7 TD passes in the regular season and 2 in the World Bowl en route to a NFL Europa Championship.

2005: (with San Francisco) Saw action in 4 games (did not post a catch) after being signed to San Francisco's active roster from their practice squad on 11/16...Spent the initial 9 games of the season on the 49ers' practice squad...Was drafted in the 7th round (223rd overall) by San Francisco.

COLLEGE: Saw action in 18 games over 2 seasons at Oregon (2003-04), recording 36 receptions for 401 yards and 2 TDs...Played in every game as a senior, catching 25 passes for 287 yards and 2 TDs...Played at Diablo Valley (CA.) Junior College from 2001-02.

PERSONAL: Prepped at Pinole Valley (Hercules, CA.) HS...Posted 42 receptions for 886 yards and 13 TDs as a senior.



BRANDON MCKINNEY

No. 68

Defensive Tackle

Years in NFL: 3

Ht: 6-2 Wt: 324

Michigan State

High School: Chaminade-Julienne (Dayton, OH)

Born: 8/24/83, Dayton, OH

Joined Ravens: Free Agent, 2008

GAMES PLAYED/GAMES STARTED: (2006, 6/0); (2007, 14/2) **Total 20/2**

PLAYOFFS (2006, 1/0) **Total 1/0**

TRANSACTIONS: Brandon McKinney signed as a free agent with the Baltimore Ravens on 10/8/08...Waived by the San Diego Chargers on 10/4/08...Re-signed with San Diego on 3/25/08...Signed to the San Diego active roster on 11/11/06...Re-signed to the Chargers' practice squad on 9/4/06...Waived by San Diego on 9/2/06...Originally signed as a rookie free agent with the Chargers on 5/8/06.

PRO: Strong and versatile defensive lineman who has played in 20 career games, including 2 starts...Also appeared in 1 playoff contest with the Chargers in 2006.

2007: (with San Diego) Saw action in 14 games, including 2 starts at DT...Posted a *career-high 37 tackles*, including 16 solo and 1 PD...**2007 SEASON HIGHLIGHTS:** Started at DT and posted 3 tackles, including 1 TFL in the **season finale at Oak. (12/30)**...Started, but did not record a tackle in **game 15 vs. Den. (12/24)**...Saw action off the bench and posted a *career-high 6 tackles* in **game 13 at Ten. (12/9)**.

2006: (with San Diego) Played in 6 regular season games and 1 postseason contest (AFC Divisional Playoff) after signing with the Chargers as an undrafted free agent...Spent the 1st 8 weeks of the season on the practice squad before being signed to the active roster on 11/11...Recorded 2 tackles and a PD on the season...**2006 SEASON HIGHLIGHTS:** Recorded 2 tackles in the **season finale vs. Ari. (12/31)**.

COLLEGE: Started his final 2½ seasons at DT for Michigan State...Ended his Spartan career with 93 tackles (including 6 TFL) and 2.5 sacks...Was the 2nd-leading tackler along the defensive line as a junior with a career-high 42 stops...Earned his degree in social science.

PERSONAL: Prepped at Chaminade-Julienne (Dayton, OH) HS, where he was a 2-time *Associated Press* All-State selection and earned *PrepStar* All-America honors.

LORENZO NEAL

No. 42

Fullback

Years in NFL: 16

Ht: 5-11 Wt: 255

Fresno State

HS: Lemoore (CA)

Born: 12/27/70 in Hanford, CA

Joined Ravens: Free Agent, 2008

GAMES PLAYED/STARTED: (1993, 2/2); (1994, 16/7); (1995, 16/6); (1996, 16/11); (1997, 16/10); (1998, 16/1); (1999, 16/14); (2000, 16/5); (2001, 16/10); (2002, 16/8); (2003, 16/15); (2004, 16/10); (2005, 16/15); (2006, 16/11); (2007, 13/8) **Total 223/133**

Playoffs (1999, 4/2); (2000, 1/1); (2004, 1/0); (2006, 1/0); (2007, 1/1) **Total 8/4**

TRANSACTIONS: Lorenzo Neal signed with the Baltimore Ravens on 8/12/08...Waived by the San Diego Chargers on 2/28/08...Signed a contract extension (3 years) with the San Diego Chargers on 3/1/07...Signed with the Chargers on 3/3/03...Signed with the Cincinnati Bengals on 5/8/01...Waived by the Tennessee Titans 3/1/01...Signed with the Titans on 2/23/99...Waived by the Tampa Bay Buccaneers on 2/11/99...Traded to Tampa Bay (for a 5th round pick) on 3/12/98...Signed with the New York Jets on 3/31/97...Originally selected by the New Orleans Saints in the 4th round (89th overall) of the 1993 NFL Draft.

PRO: *Four-time Pro Bowl* and *3-time All-Pro* performer...Smash-mouth FB who is the standard to which all lead blockers are measured...Entering 2008, Neal has carried the ball 214 times for 782 yards and 6 TDs, with a long of 74 (touchdown) yards...He also has 192-career receptions for 1,051 yards and 12 TDs...Neal has been a lead blocker for 11 straight 1,000-yard rushers and a Pro Bowl starter for the last 4 seasons...He paved the way for RB LaDainian Tomlinson's MVP season, as the Chargers rushed for a team-record 2,578 yards in 2006...Behind Neal's blocking, Tomlinson set league records with 28 rushing TDs and 31 total scores...The Chargers rushed for at least 2,000 yards in all 5 of Neal's seasons in San Diego, marking the longest streak of 2,000-yard seasons in team history...Neal was also one of the best in short-yardage situations, leading the league when it came to moving the chains...Of his 29 carries in 2006, 21 resulted in 1st downs, an amazing 72.4 percent.

2007: (with San Diego) *Earned his 4th Pro Bowl (starter) and was named 1st-team All-Pro by Associated Press and All-NFL by USA Today Sports Weekly*...Played in 13 games (8 starts) and carried the ball 13 times for 32 yards before breaking his leg and missing the final 3 games of the season...**2007 SEASON HIGHLIGHTS:** Started in the **AFC Championship game at NE (1/20/08)**...Had his streak of 221 consecutive games played come to end when he was inactive in **game 14 vs. Detroit (12/16)**, as he



recovered from broken leg suffered the previous week in Tennessee...Neal had played in every game since the start of the 1994 season...Started and threw key block on 38-yard, 2nd-quarter TD pass to WR Vincent Jackson to tie game at 10-10 in **game 12 at KC (12/2)**...Also in the Chiefs game, helped LaDainian Tomlinson go over 1,000 yards to mark 11th-straight season as lead blocker for 1,000-yard rusher...Pulled in a TD pass on a 4th-and-goal play (1st TD reception since 2005) in **game 2 at NE (9/16)**.

2006: (with San Diego) Named as a Pro Bowl Starter (3rd Pro Bowl honor) and 1st-team All-Pro selection by the Associated Press, USA Today Sports Weekly and ESPN.com...Saw action in 16 games (11 starts) and helped pave the way for the Chargers to rush for a franchise-record 2,578 yards and 32 TDs, including 1,815 by RB LaDainian Tomlinson and an NFL-record 28 TDs...Neal carried the ball 29 times for 140 yards and 1 TD, and pulled in 17 catches for 48 yards...**2006 SEASON HIGHLIGHTS:** Helped clear way for the Chargers to rush for 148 yards in the **Divisional playoff vs. NE (1/14/07)**...Also pulled in a 9-yard reception to the 2-yard line set up the 1st TD of game in 2nd quarter against the Patriots...Neal threw a key block on Kendrell Bell that sprung Tomlinson loose on career-long 85-yard TD run in **game 14 vs. KC (12/17)**...The run was the 3rd-longest run in team Chargers history, and helped contribute San Diego racking up 265 rushing yards, the 5th-most in team history...Opened holes for Tomlinson to rush for 105 yards and 3 TDs in the 35-27 win in **game 10 at Den. (11/19)**...During the game, Tomlinson went over 1,000 yards for season, marking 10th-straight year Neal was lead blocker for 1,000-yard rusher...Neal also had 3 carries in Broncos game, with 2 going for 1st downs on 3rd-and-1 plays...**Played in his 200th-consecutive game** and helped Chargers rush for 190 yards and 3 TDs in 32-25 win in **game 8 vs. Cle. (11/5)**...Neal was the lead blocker for 216-yard, 3-TD effort in **game 7 vs. STL (10/29)**.

2005: (with San Diego) Pro Bowl starter and earned All-Interview Team honors by NFL.com...Saw action in all 16 games, including 15 starts, and helped pave the way for the Chargers to rush for 2,072 yards, including 1,462 by RB LaDainian Tomlinson...Neal also posted 29 carries for 98 yards and 24 receptions for 145 yards and 1 TD...**2005 SEASON HIGHLIGHTS:** Caught his 1st TD pass since 10/27/02 on 2-yard toss from Drew Brees on a 4th-and-1 play in the 48-10 win in **game 10 vs. Buf. (11/20)**...Posted 3 carries on short-yardage plays, all resulting in 1st downs in **game 8 vs. KC (10/30)**...Neal also added a 17-yard catch on the 1st play of the 1st quarter TD drive against Chiefs...Led the team with 4 receptions and logged a carry for a 1st down on a 2nd-and-1 play in **game 6 at Oak. (10/16)**...**Started his 100th-career game** and had 3 carries on short-yardage plays, all resulting in 1st downs in the **season opener vs. Dal. (9/11)**.

2004: (with San Diego) Pro Bowl 1st-alternate and named to USA Today's All-Joe Team...Played in all 16 games, including 10 starts, and he helped pave the way for the Chargers rush for 2,185 yards as team, including 1,335 yards from RB LaDainian Tomlinson...Neal also posted 16 carries for 53 yards and had 13 receptions for 66 yards...**2004 SEASON HIGHLIGHTS:** Earned the Chargers' Alumni Player of Week Award after rushing 4 times for season-high 16 yards in **game 14 at Cle. (12/19)**...Posted 1 KO return for 12-yards in **game 13 vs. TB (12/12)**.

2003: (with San Diego) Named as a Pro Bowl 1st-alternate and earned USA Today's All-Joe Team honors...Played in 16 games, including a **career-high 15 starts**, and helped pave the way for San Diego to rush for 2,146 yards, including 1,645 by RB LaDainian Tomlinson...Netted 18 carries for 40 yards and a TD, and pulled in 16 catches for 62 yards...**2003 SEASON HIGHLIGHTS:** Posted a season-high 7 carries and 22 yards in **game 6 at Cle. (10/19)**...Scored his 1st TD of the season on a 3-yard run in **game 4 at Oak. (9/28)**...Carried the ball 3 times for 7 yards in short-yardage situations in **game 3 vs. Bal. (9/21)**...All 3 carries against the Ravens resulted in 1st downs.

2002: (with Cincinnati) Earned his 1st-career Pro Bowl honor, as he helped pave the way for Bengals RB Corey Dillon to rush for 1,311 yards...Saw action in 16 games, including 8 starts...Carried the ball 9 times for 31 yards and hauled in 21 receptions for 133 yards and a TD...**2003 SEASON HIGHLIGHTS:** Pulled in a 1-yard TD pass in **game 7 vs. Ten. (10/27)**.

2001: (with Cincinnati) Pro Bowl 2nd-alternate and was named to the USA Today's All-Joe Team...Helped open holes, allowing RB Corey Dillon to rush for 1,315 rushing yards...Neal saw action in all 16 games (10 starts) and posted 5 rushes for 10 yards...He also had 19 catches for 101 yards and a 2 TDs.

2000: (with Tennessee) Pro Bowl 3rd-alternate and was named as the NFL's Best Blocking FB by The Sporting News and named to Sports Illustrated's Midseason All-Pro Team...Saw action in 16 games, including 5 starts, and paved the way for RB Eddie George to rush for 1,509 yards and 14 TDs...Neal also posted 9 receptions for 31 yards and tied a career high with 2 TD receptions.

1999: (with Tennessee) Selected to the USA Today All-Joe Team...Played in all 16 games (14 starts) and led way for RB Eddie George to rush for 1,304 yards in the regular season and 2 100-yard games in playoffs...Also hauled in 7 receptions for 27 yards and tied a career high with 2 receiving TDs as a member of a Titans squad that finished 16-4 and earned a berth in Super Bowl XXXIV against St. Louis.

1998: (with Tampa Bay) Saw action in all 16 games, starting 1, and posted 5 carries for 25 yards...Also tallied 5 receptions for 14 yards and a TD...Neal helped RB Warrick Dunn rush for 1,026 yards on the season.

1997: (with New York Jets) Played in all 16 games (10 starts) and carried the ball 10 times for 58 yards...Posted 8 receptions for 40 yards and a TD...Neal also helped pave the way for RB Adrian Murrell to rush for 1,086 yards.

1996: (with New Orleans) Saw action in all 16 games, including 11 starts, and posted 21 carries for 58 yards and a TD...Set **career-highs with 31 receptions for 194 yards** and 1 TD.

1995: (with New Orleans) Played in 16 games (6 starts) and had 12 receptions for 123 yards (career-high 10.3 avg.), including a career-long 69-yard TD catch at NE (12/3).

1994: (with New Orleans) Saw action in 16 games, including 7 starts, and established a career high with 30 carries, good for 90 yards and a TD...Also hauled in 2 receptions for 9 yards.

1993: (with New Orleans) Played in 2 games (both starts) and carried the ball 21 times for a career-high 175 yards, including a career-long 74-yard TD run, before suffering a season-ending ankle injury in game 2 at Atl. (9/12)...Placed in Injured Reserve



(ankle) on 9/15...**1993 SEASON HIGHLIGHTS:** Toted the ball 8 times for 86 yards in **game 2 at Atl. (9/12)**...Led the team with 13 carries for a career-high 89 yards in his NFL debut in the **season opener at Hou. (9/5)**.

COLLEGE: Finished his 4-year Fresno State career (1989-92) as the school's 2nd-leading rusher with 2,405 yards...Earned All-Big West honors as a junior and senior...Played in the Japan Bowl All-Star Game...Neal was also an All-American wrestler for Bulldogs as a junior heavyweight, and defeated a sumo wrestler in an exhibition match in Japan during prior to the Japan Bowl...Graduated with degree in criminal justice.

PERSONAL: Was a fullback and linebacker at Lemoore (CA) HS...Won the state wrestling title as senior.

NEAL'S REGULAR SEASON STATISTICS

Year	Team	GP	GS	RUSHING					RECEIVING				
				No.	Yds.	Avg.	LG	TD	No.	Yds.	Avg.	LG	TD
1993	New Orleans	2	2	21	175	8.3	74t	1	0	0	-	-	0
1994	New Orleans	16	7	30	90	3.0	12	1	2	9	4.5	5	0
1995	New Orleans	16	7	5	3	0.6	3	0	12	123	10.3	69t	1
1996	New Orleans	16	11	21	58	2.8	11	1	31	194	6.3	23	1
1997	New York Jets	16	10	10	28	2.8	8	0	8	40	5.0	14	1
1998	Tampa Bay	16	1	5	25	5.0	12	0	5	14	2.8	5	1
1999	Tennessee	16	14	2	1	0.5	1t	1	7	27	3.9	8	2
2000	Tennessee	16	5	1	-2	-2.0	-2	0	9	31	3.4	8	2
2001	Cincinnati	16	10	5	10	2.0	4	0	19	101	5.3	12	1
2002	Cincinnati	16	8	9	31	3.4	9	0	21	133	6.3	15	1
2003	San Diego	16	15	18	40	2.2	7	1	16	62	3.9	11	0
2004	San Diego	16	10	16	53	3.3	8	0	13	66	5.1	12	0
2005	San Diego	16	15	29	98	3.4	9	0	24	145	6.0	21	1
2006	San Diego	16	11	29	140	4.8	43	1	17	83	4.9	21	0
2007	San Diego	13	8	13	32	2.5	10	0	8	23	2.9	9	1
Totals		223	134	214	782	3.7	74t	6	192	1,051	5.5	69t	12

NEAL'S POSTSEASON STATISTICS

Year	Teams	GP	GS	RUSHING					RECEIVING				
				No.	Yds.	Avg.	LG	TD	No.	Yds.	Avg.	LG	TD
1999	Tennessee	4	2	0	0	-	-	0	1	1	1.0	1	0
2000	Tennessee	1	1	0	0	-	-	0	0	0	-	-	0
2004	San Diego	1	0	1	3	3.0	3	0	0	0	-	-	0
2006	San Diego	1	0	3	5	1.7	3	0	2	20	10.0	11	0
2007	San Diego	1	1	0	0	-	-	0	0	0	-	-	0
Totals		8	4	4	8	2.0	3	0	3	21	7.0	11	0

EVAN OGLESBY

No. 25

Cornerback

Years in NFL: 3

HT: 5-11 WT: 188

North Alabama

High School: Stephens County (Toccoa, GA)

Born 12/18/81, Toccoa, GA

Joined Ravens: Free Agent, 2008

GAMES PLAYED/GAMES STARTED: (2005, 3/0); (2006, 16/0); (2007, 8/0) **Total 27/0**

TRANSACTIONS: Evan Oglesby re-signed with the Baltimore Ravens as an unrestricted free agent on 9/4/08...Released by the Dallas Cowboys on 9/2/08...Claimed off waivers and signed by the Cowboys on 9/2/07...Waived by Baltimore on 9/2/07...Re-signed with Baltimore on 4/9/07...Signed to the Ravens' active roster on 12/5/05...Signed to the Buffalo Bills' practice squad on 9/5/05...Released by Buffalo on 9/4/05...Originally signed by the Bills as a rookie free agent on 4/29/05.

PRO: Veteran CB with good speed and open field instincts...Oglesby posted 9 tackles and 2 PD during the 2008 preseason in 4 games with the Cowboys...Entering 2008, he has played in 27 regular season games and 1 postseason contest...Has totaled 11 tackles and 2 PD from scrimmage and 22 special teams tackles, including a **career-high 17** in 2006.

2007: (with Dallas) Saw action in 8 games and had 2 tackles from scrimmage and 3 special teams stops...**2007 SEASON HIGHLIGHTS:** Played from scrimmage, but did not record a tackle in the **season finale at Was. (12/30)** and **game 15 at Car. (12/22)**...Netted a season-high 2 tackles and a special teams stop in **game 7 vs. Min. (10/21)**...Recorded 2 special teams tackles in **game 6 vs. NE (10/14)**.

2006: (with Baltimore) Set **career highs** with **16 games played, 9 tackles from scrimmage, 2 PD** and **17 special teams tackles**...**2006 SEASON HIGHLIGHTS:** Tied his career high with 3 tackles from scrimmage in **game 14 vs. Cle. (12/17)**...Also had a special teams tackle against the Browns...Tied for the team lead with a **career-high 3 special teams** tackles in **game 9 at Ten. (11/12)**...Also downed a punt on Tennessee's 2-yard line against the Titans...Posted a **career highs with 3 tackles** and **2 PD** (one of which led to an Adalius Thomas INT) in **game 2 vs. Oak. (9/17)**.



2005: (with Baltimore) Saw action in 3 games (final 3 of the season) and posted 2 special teams tackles as a rookie after signing with the Ravens on 12/5/05.

COLLEGE: Four-year starter at North Alabama who finished his career as a selection to the Cactus Bowl All-Star game...Ended his collegiate career with 224 tackles, 37 PD, 13 INTs (2 returned for TDs), 3 FFs, 1 FR and 2 blocked kicks.

PERSONAL: Prepped at Stephens County (Toccoa, GA) HS...Once pulled in 3 TDs in a single game and blocked 24 kicks for Stephens County...Also lettered in basketball...Was a personal shopper at the 2nd Annual Holiday Helpers, an event where his Ravens teammates provide \$150 gift certificates for underprivileged children in the Baltimore area in Dec. 2006...Served lunch at Health Care for the Homeless in Baltimore in March 2007...Also attended teammate Daniel Wilcox's miniature golf tournament (all proceeds go to Wilcox's foundation) in May 2007...Served Thanksgiving meals at the Salvation Army as part of the Cowboys' Early Thanksgiving program in 2007...Full name: Evan Shawntell Oglesby.

JALEN PARMELE

No. 38

Running Back

Years in NFL: Rookie

HT: 5-11 WT: 220

Toledo

High School: H.H. Dow (Midland, MI)

Born 12/30/85, Boynton Beach, FL

Joined Ravens: Free Agent, 2008

GAMES PLAYED/GAMES STARTED: (2008, 0/0) Total 0/0

TRANSACTIONS: Signed to the Baltimore Ravens' active roster off the Miami Dolphins' practice squad on 12/10/08...Signed to the Dolphins' practice squad on 9/25/08...Waived by Miami on 9/24/08...Originally drafted by the Dolphins in the 6th round (176th overall) of the 2008 NFL Draft.

PRO: Smooth, aggressive athlete who can gain the tough yards and is sure-handed out of the backfield...Was inactive for the 1st 3 games of the season for the Miami Dolphins before being signed to their practice squad.

2008: (with Miami) Signed to the Ravens' active roster from the Dolphins' practice squad on 12/10/08...Signed to Miami's practice squad on 9/25...Was a game-day inactive for the Dolphins in **games 1-3**...Tied for the Dolphins team lead in rushing with 21 carries for 123 yards and 1 TD, and added 2 catches for 23 yards, in the preseason...Led the Dolphins in rushing in their 3rd preseason game vs. KC (8/23) with 7 carries for 88 yards and 1 TD.

COLLEGE: Totaled 589 carries for 3,119 yards (5.3 avg.), with 28 TDs as a 4-time letterman at Toledo (2004-07)...Played in the Hula Bowl following his senior season...Earned 1st-team All-Mid-American Conference honors as a senior, while starting all 12 games...Ranked 9th in the country with 1,511 yards and a career-high 14 TDs on 276 carries (5.5 avg.)...Pulled in 17 catches for 157 yards and a TD as well as posting 20 KORs for 560 yards (28.0 avg.), including a career-long 82-yard return for a TD as a senior...Named 1st-team all MAC after a junior year where he carried the ball 207 times for 1,131 yards (5.5 avg.), including 8 TDs...Posted 5 100-plus-yard rushing games that season...Majored in information systems.

PERSONAL: Lettered in football, track and basketball while earning league All-Academic honors as a sophomore, junior and senior at H.H. Dow (Midland, MI) HS...Named 1st-team All-Class A All-State and the league's Most Valuable Player award, rushing for 1,507 yards and 23 TDs as a senior...Full name: Justin Alexander Parmele.

CHAD SLAUGHTER

No. 69

Tackle

Years in NFL: 5

HT: 6-8 WT: 340

Alcorn State

High School: Kimball (Dallas)

Born: 6/4/78, Dallas, TX

Joined Ravens: Free Agent, 2008

Games Played/Started: (2006, 15/6); (2005, 12/0); (2004, 10/0); (2003, 6/1) Total 43/7

TRANSACTIONS: Signed with the Baltimore Ravens on 11/19/08...Waived by the Jacksonville Jaguars on 9/13/08...Signed by the Jaguars on 9/9/08...Released by the Ravens on 8/30/08...Signed with Baltimore on 7/31/08...Released by the Raiders after the 2006 season...Signed to Oakland Raiders practice squad in 10/2/01...Waived by the Dallas Cowboys on 8/28/01...Claimed off waivers by the Cowboys on 8/7/01...Claimed off waivers by the Jets on 8/22/00...Originally signed with the Dallas Cowboys as an undrafted rookie free agent on 4/28/00.

PRO: Massive, physical tackle who provides veteran experience on the Ravens' O-line...Has played in 43 career games (7 starts), including 15 (6 starts) for Oakland in 2006.

2008: (with Baltimore/Jacksonville) Re-signed with the Ravens on 11/19 following a short stint with the Jaguars.



2006: (with Oakland) Played in 15 games, starting 6 contests...Also saw action on special teams...**2006 SEASON HIGHLIGHTS:** Made his 1st start of the season in **game 2 at Bal. (9/17)**.

2005: (with Oakland) Saw action in 10 games, primarily playing on special teams...**2005 SEASON HIGHLIGHTS:** Saw his 1st extended action on offense in the **season finale vs. NYG (12/31)** when he replaced an injured Robert Gallery at RT...Matched up primarily against Giants Pro Bowl DE Michael Strahan, and did not allow a sack...Saw opening action of the year by playing on special teams in **game 7 at Ten. (10/30)**.

2004: (with Oakland) Saw action in 10 games on offense and on special teams...**2004 SEASON HIGHLIGHTS:** Played RG in **game 8 at SD (10/31)**...Saw his initial game action of the season at LG, helping QB Kerry Collins throw for 350 yards in **game 7 vs. NO (10/24)**.

2003: (with Oakland) Played in 6 games on the season, seeing mostly time on special teams...**2003 SEASON HIGHLIGHTS:** Earned his *1st-career start* in the **season finale at SD (12/28)**.

2002: (with Oakland) Was a gameday inactive for all 16 league games during the season and the Raiders' 3 playoff games.

2001: (with New York Jets and Oakland) Signed by the Raiders to their practice squad after being waived by the New York Jets following preseason play.

2000: (with New York Jets) Was a gameday inactive for all 16 games with the Jets...Claimed by New York off waivers after being waived by Dallas following the training camp...Originally signed by the Cowboys as undrafted rookie free agent.

COLLEGE: A 4-year letterman at Alcorn State, including 2 years as a starter, he earned All-American and team MVP his senior season...As a junior, he helped lead an offense that ranked 2nd in conference in total offense and produced a 1,000-yard runner...Played for the basketball (center) and track (shot put) teams in 1999...Majored in industrial technology at Alcorn State.

PERSONAL: An All-District selection as 2-way lineman at Kimball (Dallas, TX) HS...Also earned All-District honors in basketball at center and in track for the shot put.

DAREN STONE

No. 39

Safety

Years in NFL: 2

HT: 6-3 WT: 215

Maine

High School: Lockport (NY)

Born 8/21/85, Jamaica

Joined Ravens: Free Agent, 2008

GAMES PLAYED/GAMES STARTED: (2007, 12/0); (2008, 0/0) **Total 12/0**

TRANSACTIONS: Signed with the Baltimore Ravens on 11/5/08...Waived by the Dallas Cowboys on 10/28/08...Signed by the Cowboys on 10/21/08...Released by the Atlanta Falcons on 8/30/08...Originally selected by Atlanta in the 6th round (203rd overall) of the 2007 NFL Draft.

PRO: Tall, speedy safety with good range and instincts...Joined the Ravens after having played in 12 NFL games, with 2 tackles from scrimmage and 8 special teams stops to his credit.

2008: (with Dallas/Baltimore) Signed with the Baltimore Ravens on 11/5 after being waived by the Dallas Cowboys on 10/28...Was a game-day inactive for the Cowboys 8th game of the season vs. TB on (10/26) after being signed on 10/21.

2007: (with Atlanta) Saw action in 12 games, netting 2 tackles from scrimmage and 8 special teams tackles as a rookie...**2007 SEASON HIGHLIGHTS:** Netted his *1st-career NFL tackle from scrimmage* (finished with 2 stops) in **game 12 at STL (12/2)**...Tied for the team lead with 2 special teams tackles in **game 8 vs. SF (11/4)**...Posted a special teams tackle in **game 7 at NO (10/21)**...*Saw action in his 1st-NFL game* on special teams in the **season opener at Min. (9/9)**.

COLLEGE: Saw action 42 games at Maine, recording 173 tackles, 10 INTs and 5 sacks from the safety position...Posted 50 tackles (7.5 TFL), 5 PD, 4 sacks and 1 INT in 10 games as a senior for the Bears...Named 3rd-team All-Atlantic 10 as a junior after playing in 10 games (8 starts) and netting 41 tackles...Also tied for the conference lead with 5 INTs that season...Finished 3rd on the team with a career-high 77 tackles (47 solo) and 4 INTs, which he returned for 61 yards and a TD as a sophomore...Saw action in 11 games as a freshman, posting 5 tackles...Majored in child development.

PERSONAL: Played DB and WR at Lockport (NY) HS, serving as team captain in 2002...Recorded the most tackles by a DB in school history...Named the team's Defensive Player of the Year as a senior in 2002...Named 1st-team All-League and 2nd-team All-Western New York...Also garnered 2nd-team All-League honors in basketball and 1st-team All-Western New York honors in track.



*2008 RAVENS
SEASON REVIEW CLIPS*



For Ravens, what a difference a year makes

By Rick Maese
The Baltimore Sun
January 22, 2009

A year later, the room felt noticeably different.

It was 12 months ago this week that Ravens owner Steve Bisciotti last joined us in here, showing up at 1 Winning Drive that day to introduce his new coach, an uncovered jewel he had pulled from the earth and was eager to show off.

It felt different yesterday. It was again Bisciotti and John Harbaugh sitting behind a table, but the vibe had noticeably changed. The day Harbaugh was introduced, it was a cocktail of hope and optimism with maybe a twist of uncertainty. Yesterday, owner and coach gathered in front of media to discuss the season, the loss to the Pittsburgh Steelers on Sunday in the AFC title game and the coming offseason. The hope was still there. The optimism was still there. The uncertainty, though, had been replaced by something else.

It took a few minutes to put a finger on it. But Bisciotti nailed it pretty quickly. He kept returning to this idea of expectation. He acknowledged that when Harbaugh took over, Bisciotti told him if the Ravens won only six games but established a coach and quarterback duo to stabilize this team for the future, he would be happy. Harbaugh responded, "I won't be," as telling a statement as has come from his mouth this past year.

"I'm not talking about you; I'm talking about me," Bisciotti recalls telling him. "I want you to know what the owner's expectations are.

"I'm not looking at this year. You're going to build yourself up. I care about what we're going to look like in 2010 and make some long-term decisions going forward."

Needless to say, the plan has been accelerated. And entering the offseason, expectations have risen proportionally. While analysts around the NFL have showered the Ravens with compliments these past several weeks, from Bisciotti's perspective - though he is pleasantly surprised with the rate of progress - there's plenty more work to be done.

"I don't think we overachieved," Bisciotti said. "Everything you do, you're trying to build a champion. We didn't get there, so I think we underachieved."

A problem with the Ravens has been consistency. Not week to week, but year to year. Not since 2003 and 2004 have they posted back-to-back winning seasons. Great one year, bad the next. The team has corrected its course, and the task this offseason is to steady the ship, to strive for consistency.

There are plenty of smaller questions surrounding the Ravens right now: A new defensive coordinator? A new defensive philosophy? Which linebackers can they bring back? How long will players see starched Terrible Towels chasing them in their sleep? But a year ago at this time, a much bigger question loomed, one that had always held the franchise back. And in stepped Joe Flacco.

Now, no one is pretending Flacco has it all figured out.

Bisciotti himself saw the difference last weekend in what Flacco is and what he needs to become. The owner, in fact, said the difference-maker in the Steelers' loss was the other team's quarterback. That isn't meant as a slight to Flacco; it just means he's a guy coming off a good rookie season - a guy who will be expected to do more in the future.

"I'm not going to say he's the quarterback of the next 12 years," Bisciotti said. "I think you know that after three years. I really don't think you say that after one. And the thing is, I think Joe feels that way, too. I don't think he feels he passed the test; I think he feels like he passed a test, and it was the first one."

No doubt, just being able to discuss such things is a luxury after years of turbulence at the quarterback position. It's the key reason optimism has suddenly disguised itself as confidence.

"We're looking forward all the time. Steve and I talked about being satisfied," Harbaugh said. "We're content with where we're at at this time. But we're not satisfied."

What does it take to be satisfied?

"The ultimate is to hand the fans a trophy," Bisciotti said, "and I'm not satisfied until we hand the fans a trophy."

As they approach the offseason and try to find the missing pieces that might allow them to beat the Steelers at least once, everything the team's brass said yesterday sounded good. They want to upgrade every position. They like all of their players and appreciate all of their free agents.

There will be changes, but an important one has already taken place.

What had years ago been a cocky swagger was replaced last January by uncertainty. In the 12 months since, it has evolved into something else altogether.

It's a calm, confident resilience, underscored by expectations that for good reasons have spiked to new levels.

Ravens owner opens doors with big Harbaugh score

By Clark Judge
CBSSportsline.com
January 22, 2009

OWINGS MILLS, Md. -- Once upon a time the NFL looked for head coaches who were experienced, successful and older than the players they coached. Not anymore, and I'm not sure why. So I asked someone who should know.



I asked Baltimore's Steve Bisciotti.

He's the owner who a year ago took a flyer on a relative unknown, secondary coach John Harbaugh of the Philadelphia Eagles. Harbaugh not only hadn't been a head coach anywhere; he'd never been an offensive or defensive coordinator. Instead, he served as a special teams coach for nine of his 10 years with the Eagles, and a special-teams coach almost never makes the jump to head coach.

Except John Harbaugh did.

He took over a 5-11 Ravens team that lost nine of its last 10 games a year ago and turned it into a winner in one season. In fact, he had the Ravens in a conference championship game for only the second time in their existence, and he did it in a season where he lost 19 players to injured reserve.

"I'm very lucky," Bisciotti said.

No, he's not. He knew what he was doing, and he chose Harbaugh for a reason: He liked what he heard and what he saw in the guy, so he decided to make him a head coach when nobody else would.

Bisciotti insists the move wasn't a gamble, but he's a party of one there. There was no other NFL club seriously considering Harbaugh as its next head coach. Nevertheless, Harbaugh was an overnight sensation, and his success opened a door through which others -- namely, Denver's Josh McDaniels and Tampa Bay's Raheem Morris -- followed.

Five years ago they wouldn't have gotten interviews. Now you have someone like Morris going from secondary coach to defensive coordinator to head coach in three weeks, and it barely registers on the Richter Scale.

Tell me the success of John Harbaugh didn't help to make that possible.

"It probably did," said Bisciotti. "I think a lot people now look at someone like Josh McDaniels and say, 'Yeah, he can do it.' So I think it answers some questions. It minimizes that fear factor with other owners who never may have thought of going in that direction before."

Now, let's get something straight before we go any farther: Bisciotti does not see himself as a pioneer. Far from it. In fact, when I tried to steer him that direction he resisted, saying it was the Steelers' experience with Mike Tomlin a year earlier that encouraged him to take the path he did.

But Tomlin had been a coordinator. OK, so it was only a year. But he had been a defensive coordinator. Harbaugh had not. Talk about a fear factor. Yet it didn't dissuade Bisciotti from taking the leap.

"It doesn't matter," he said of Harbaugh's coaching experience. "I got him one year before somebody would have made him a coordinator. And that's my point. I don't think it's fair to take credit because we were one year away from John being that guy that everybody saw."

"Dan (Snyder, Washington Redskins' owner) did the same thing with Jim Zorn, and they happened kind of simultaneously. I don't know that it isn't almost a general trend, but I think it started with Mike Tomlin, who almost nobody knew. The Rooneys have done this a couple of times with Bill Cowher and Mike Tomlin, so they deserve the credit. And I looked at that because Tomlin had come in the year before."

Everybody is looking at it now because of what happened in 2008. Including Harbaugh, there were four new head coaches with no previous head-coaching experience, yet all worked out. None had a losing season. Three reached the playoffs. Two won division titles. And one made it to the conference championship game.

You can't tell me that didn't resonate with owners looking at their next hires.

"Maybe there's a sense with ownership now," said Bisciotti, "that guys with big résumés behind them don't necessarily know any more because they've been through it before -- guys like John, who worked with Andy Reid for years, basically know every thought in Andy Reid's mind. I don't know that Andy Reid could've done a better job than John did with this team."

It doesn't matter. What does is that John Harbaugh took the road less traveled and made it. The rule in the NFL was that you had to be an offensive or defensive coordinator to be considered for a head-coaching job. John Harbaugh was the exception, and, yeah, I'd say it worked out just fine for the Ravens.

Now it's working out for those who follow.

"I've always felt when guys aren't getting chances it's not about hiring a résumé or hiring a stat sheet," said Harbaugh. "Certainly success is big part of it, as well as having a track record with the guys you coached playing at a certain high level over a period of time."

"Whatever success we had, our players always got better over the course of a season; wherever we ended up ranking from the beginning of the season to the end our players always improved. And that, to me, is a track record I'm proud of."

"When I was a young coach I was told you have to become a quarterbacks coach because if you become a quarterbacks coach you become an offensive coordinator -- and that's your track to become a head coach. And I always bristled at that idea. To say that, 'OK, I have to be this to be where I want to be,' is selfish.' That wasn't the way I was brought up by my dad."

"To be on a staff and tell a head coach, 'You've got to make me this or that ...' No. Tell me what you want me to coach or where you me to recruit, and let's see if we can go win some games. To me if there's a model I would want to be associated with, like a path, it would be that model."

There is a model all right, and it's in Baltimore, where the Ravens got it right with a coach others would have passed. By giving Harbaugh a chance, they changed the perception of what a head coach should look like. Now, they're changing the face of the league.



"I think leadership is innate," said Bisciotti. "You're either born to be a leader, or you're not. And I saw leadership qualities in John Harbaugh, coupled with that little chip on his shoulder -- that desire to succeed. And I liked that combination."

A lot more like it now that he has been proven right.

"An owner like Steve Bisciotti maybe took a few hits from people who didn't really know who he hired," said Harbaugh, "but he knew he had what he wanted. So, yes, I think it probably opened some doors."

I don't. I know it did.

Man with a plan

Out of ashes of 5-11 season, Harbaugh has quietly, confidently remade Ravens in his mold, forging winner

By Ken Murray
The Baltimore Sun
January 2, 2009

One of the most intriguing things about John Harbaugh's first season with the Ravens is that he never had to find his way.

It was there, in front of him, all along, mapped out with the wisdom of a seasoned coach.

He may be a rookie head coach in the NFL, but he never lacked confidence.

He may be a private, humble man, but he doesn't shrink at taking a stand.

He may have coached special teams for nine years in Philadelphia, but he knows how to command the respect of an entire locker room.

From that solid platform, the Ravens' playoff season was born, was nurtured and continues to grow. Sunday's AFC wild-card game in Miami against the Dolphins is as much a validation of the Harbaugh system as it is the Ravens' franchise.

One year after a profoundly disappointing 5-11 season that cost Super Bowl-winning coach Brian Billick his job, the Ravens have regrouped behind their energetic leader, 46. They are healed, focused and healthy - at least as much as a team in the 18th week of the season can be.

"It's been a great transition," defensive tackle Trevor Pryce said. "You know what? I'm proud for the team, but I'm happy for him. ... He didn't blink - not once - from the things he wanted to do."

Harbaugh knew precisely what he wanted to do - and where he was going - when he arrived in Baltimore. The tenets of his program would be a team concept, a stout work ethic and an uncommon bond of brotherhood.

While some of his sayings may seem trite - he liked to refer to his players early in the season as "mighty men" - they all bear the element of football truth.

On several occasions, he privately told the players how proud he was to stand on the sideline with them each Sunday.

Said Pryce: "How could you not want to play for somebody that's proud to stand there with you?"

Indeed, how could they not want to play for a coach who solicits their opinions on anything that happens inside the team's Owings Mills training facility?

Asked a month ago by Harbaugh how they wanted to handle Christmas week, a group of veterans couldn't agree on anything - until Harbaugh suggested the unimaginable: work Tuesday, take Thursday, Christmas Day, off. Tuesday is typically the players' day off and Thursday a critical work day.

The veterans couldn't believe their good fortune, or that the idea came from Harbaugh. Problem solved.

When Harbaugh first addressed the team at the start of training camp, he laid down team rules. Among those, he insisted on a dress code on the road, including sport coat, collared shirt, slacks and no tennis shoes.

A few players protested, saying that a \$400 pair of jeans should be allowed. Harbaugh sought opinions, then acquiesced in his first formal meeting of the season with players.

"I just think, really, what's most impressive about Coach is just his flexibility with his players," linebacker Ray Lewis said. "He's very interactive with his players. There's really no decision he makes without coming to us to really figure out what's best for the team. ... You realize that he's not just trying to run you into a program and say, 'Do what I do. Do what I say.' It's about what makes us better as a team."

Harbaugh won over a team of hardened veterans and young, unproven talents through a series of trials. In some instances it was as simple as giving veterans over 30 every third day off from training camp.

For Samari Rolle, it was how Harbaugh deferred to the veteran cornerback when his father died last summer. Harbaugh told Rolle to take whatever time he needed to grieve before reporting.

Last season, Rolle said he was called to Billick's office and chastised for reporting to the complex late one day. Rolle, who has epilepsy, wasn't permitted to drive and said his driver was late that particular day.

"With the previous coach, it was a relaxed environment," Rolle said. "It was like, Sunday is what counts. The biggest thing now is, [Harbaugh] gets us prepared for Sunday. There's more discipline. That was tough to adjust to at first. But one thing everybody bought into was they were tired of losing."



Whatever the Ravens do - from practice to film study to meetings - Harbaugh wants the correct application. If the team has a walk-through on the field, he expects everyone paying attention; no one is allowed to sit on their helmets or haunches.

But Harbaugh has also injected an element of surprise in the week. He will, at times, keep players guessing until the last minute about certain mundane things. As an example, he did not tell the players until just shortly before practice Wednesday that they would work out outside with the temperature in the 30s, in preparation to face the Dolphins in 80-degree heat.

Cornerback Corey Ivy said he believes it's with a purpose.

"It's to try to keep you sharp, keep you ready," Ivy said. "You never know what's going to happen in the course of a game. There's a lot of stuff he keeps you on your toes about.

"He's very enthusiastic about every aspect of the game. He really does well in getting us prepared to go out and perform at the highest level on Sunday."

One of the keynotes of the Harbaugh regime is that he gives his coordinators full authority. Rex Ryan has control over his defense, Cam Cameron calls plays on offense and Jerry Rosburg runs special teams, even though Harbaugh made his reputation in the last area.

Harbaugh assembled one of the best teaching staffs in the league. He retained five assistants on defense, including Ryan, but rebuilt the offensive side with Hue Jackson (quarterbacks), John Matsko (offensive line), Jim Hostler (receivers) and Wilbert Montgomery (running backs).

Each came for his own reasons. Jackson, who had been a coordinator twice in his NFL career, came because he recognized a special opportunity to work for a special person.

"When I met with him, John's reputation preceded him," Jackson said. "People told me what kind of man he was, the character he had, and the plan he had. I knew he would put together a great staff."

Adding Cameron to the staff was big. Getting Greg Mattison, the inside linebackers coach, was a coup. Mattison had coached with Harbaugh at Western Michigan under his father, Jack Harbaugh, from 1981 to 1986. A college coach for 30 years, Mattison was reluctant to leave the college ranks or his position as defensive coordinator at Florida.

He ultimately took the leap because of the respect he has for Harbaugh ("He's always been a tremendous family person with great character"). He knew about Harbaugh's plan, too.

"His whole deal is, we will always work the hardest and most efficient of any team in the NFL every practice," Mattison said. "That's why the signs are up around the building. That's what he made sure happened.

"Lots of times, any coach that has confidence in himself, like he does, maps out a plan, follows the plan, believes the plan is going to work and does everything you're supposed to do to make it work. That's what he's done."

Tough-minded Ravens flexing on Super Bowl route

By Pete Prisco
CBSSportsline.com
January 10, 2009

NASHVILLE, Tenn. -- It was a word you wouldn't dare call a Baltimore Ravens defensive player -- not if you didn't know them or, more importantly, want to live too long.

Yet there it was flying through the air Saturday night in their locker room following the Ravens' 13-10 victory over the Tennessee Titans in an AFC divisional playoff game.

What was said means soft and it can't be said at the family dinner table. You get the drift. The man who said it was linebacker Jarrett Johnson and he fired it at fellow linebacker Terrell Suggs because Suggs left the game in the first half with a shoulder injury.

"You ----," Johnson said.

Suggs stopped talking to the media for a second, laughed, and then kept on talking.

"Nobody on the outside can do that," Suggs said of the name-calling. "We can do it because we're brothers. You're not allowed to get hurt on this defense. They told me right now, I'm a ----."

And if somebody on the outside said it?

"It'd be a bar fight," Suggs said.

Sort of like the one the Ravens had with the Titans. There were bodies flying everywhere, casualties going off all day long. No one would dare call this Ravens group a nasty name after this one if they were serious.

There isn't a soft player on the defense. They showed that toughness again against the Titans, forcing three turnovers and limiting Tennessee to 10 points, despite giving up an uncharacteristically high 381 yards.

That defensive effort, coupled with two big passing plays and a game-winning 43-yard field goal by Matt Stover with 53 seconds left has the Ravens 60 minutes of good football away from a Super Bowl.



As the sixth seed, they will be trying to duplicate what the New York Giants did last season, winning three consecutive road games to get to the Super Bowl and then win it all. Beating the top seed is a good start, especially since it's the second time that a six seed has defeated the top seed.

The last time it happened was in 2005 when the Pittsburgh Steelers beat the Indianapolis Colts. They went on to the Super Bowl that season.

They're also following history of a different sort, an all-to-familiar history. In 2000, the Ravens were a four seed. That season they went to Nashville and upset the top-seeded Titans. They also went on to win the Super Bowl

That Super Bowl was in Tampa. The one coming up in three weeks is as well.

That 2000 team ran the ball, made some timely pass plays, and played as good a defense as the modern era has seen, setting a scoring record for a 16-game season by limiting opponents to 165 points.

So what does this team do? It runs the ball, makes some timely throws and plays great defense.

The footprints they're following are already in the sand.

"I don't like to do the comparison because those guys are the greatest ever and they have a Lombardi Trophy," Suggs said. "The only way to compare this team to that team is if we finish it."

Two more victories and they are there. They will play the winner of Sunday's San Diego-Pittsburgh game on the road. Whoever they get will be getting a big dose of Ray Lewis and that defense.

Tennessee moved the ball on the Ravens through the air, getting 281 passing yards from Kerry Collins. But he was picked once and the Titans lost two fumbles in scoring territory.

The first came with the score tied 7-7 at the end of the half when Johnson punched the ball free from LenDale White at the Baltimore 17 and it was recovered by safety Jim Leonhard. The second one came with the Ravens leading 10-7 in the fourth quarter and the Titans driving.

With a second-and-9 at the Baltimore 13, Collins hit tight end Alge Crumpler on a short delay route. Crumpler appeared on his way to a first down, but linebacker Bart Scott and Leonhard combined to force the fumble, which Fabian Washington recovered.

"I had to come up there and throw everything in there because it was my fault he was wide open like that," Scott said. "I tried to make up for it."

The Titans eventually tied it up on a 27-yard field goal by Rob Bironas with 4:23 left, but that set the stage for rookie quarterback Joe Flacco to lead the Ravens on a game-winning drive.

He hit Todd Heap for 23 yards on a third-and-2 play to the Titans' 45. That play should have been blown dead for a delay-of-game penalty, but the officials missed the call. The next big play was a third-and-9 throw Flacco completed to Mark Clayton to put the ball on the 25 and make it a 43-yard field goal instead of a 51-yard try, which Stover nailed with 53 seconds left.

Flacco, who hasn't turned it over in two road playoff games, wasn't special, but he made plays when needed, including a 48-yard touchdown pass to Derrick Mason for Baltimore's only touchdown.

That late-game drive showed just how calm he is as a rookie.

"It's the same as any other drive," Flacco said.

Not for a rookie. Then again, they don't treat him like a rookie.

"There are no more rookies anymore in this locker room," safety Ed Reed said. "That's for only knowing what year you came into the league."

The defense, as expected, closed it out when Collins' fourth-down pass fell to the ground.

"Our philosophy is always the same: They don't score, they don't win," Lewis said.

Lewis and Stover are the only two players who played Sunday who are left from 2000. Lewis said this run has a familiar feel to that one. But nobody wants to say it's the same until the deed is done.

"We're a different team, a different bunch of guys," Reed said. "This is 2009. It's nowhere near 2000. This is a different story. We're not here to compare. It is a different team. It's not the same team, but you can make the comparison."

You can because of that defense. It is a unit playing without three projected opening-day starters in corner Chris McAlister, nose tackle Kelly Gregg and safety Dwan Landry. Yet it is a unit that finished second in scoring defense (15.2 points) and second in total defense during the regular season.

In two playoff games, they have given up 19 points so far. The 2000 unit gave up 13 in its first two playoff games and 3 points in the third.

So this one can't duplicate that success, but that doesn't mean it's not close. It is a unit that features stars and plenty of toughness and an attitude.



"We knew what kind of men we had on our football team," Ravens coach John Harbaugh said. "Warriors, mighty men, all those thing that you guys chuckle about."

And no ----- (softies).

Most Valuable Raven? Cameron's the right call

By Jamison Hensley
The Baltimore Sun
December 12, 2008

Selecting the Ravens' Most Valuable Player is a difficult task.

Is it Ed Reed? Or Ray Lewis? Or perhaps Joe Flacco?

But there's no debate when choosing the team's Most Valuable Person - Cam Cameron.

His first season as offensive coordinator has brought a much-needed influx of creativity and unpredictability.

Cameron has gotten so much out of so little this season. He doesn't have a clear-cut No. 1 running back. He doesn't have a big-play receiver. He doesn't have a healthy offensive line.

Yet armed with a rookie quarterback, Cameron has turned around an offense that regularly slumped under Brian Billick.

Dating back to the game at Miami - where Cameron revisited his 1-15 nightmare season as a head coach - the Ravens have averaged 29.8 points, which is the highest in the NFL over the past eight games.

Of course, the defense has scored five touchdowns during that span. Take those away and the offense is averaging 25.3 points in that stretch.

During Billick's nine seasons, the Ravens never averaged 25 points. His highest-scoring team was 2003, when the Ravens put up an average of 24.7 points.

Cameron has kept defenses off balance with an inventive playbook. Putting Flacco and backup quarterback Troy Smith on the field at the same time, he has designed option plays for Smith and passes to Flacco.

He has regularly used unbalanced lines, moving two tackles to one side. He has even used three offensive tackles in some formations.

Where Cameron has caught the attention of the team is his unpredictable play-calling.

In Sunday's 24-10 win over the Washington Redskins, he converted first downs by calling a draw on third-and-10 and a pass on fourth-and-one.

The fourth-down decision was a gutsy one because the Ravens led only 14-0 in the third quarter and would have given the ball back to the Redskins at the Washington 43-yard line.

Before the Ravens ran the play, coach John Harbaugh told the defense the team was going for the first down.

"They kind of looked at me and [said], 'Punt them down in there!'" Harbaugh recalled. "And I said, 'Wait until you see this call.' So then they all jumped off the bench, and they were watching. They couldn't believe it, either."

The play called for tight end Todd Heap to fall at the line of scrimmage before sneaking out to the flat for the pass.

The result: a 24-yard gain that set up a field goal.

Said Harbaugh: "That's Cam Cameron at his best."

Point man

In Cam Cameron's first season as offensive coordinator, the Ravens are tied for 11th in the NFL in scoring. If the season ended today, that would be the third-highest ranking in team history:

Year	Ranking	Pts. Per Game
1996	6th	23.2
2003	8th	24.7
2008	t-11th*	24.3
2006	t-12th	22.1

*Through 13 games



'It's just football,' says Ravens' Joe Cool
Eerie calm drives rookie from 3rd string to first postseason

By Jamison Hensley
The Baltimore Sun
January 4, 2009

Joe Flacco is in the midst of a whirlwind season, from unexpectedly being handed the starting quarterback job to leading the Ravens' improbable run to the playoffs.

But the stoic 23-year-old rookie from the University of Delaware is approaching the biggest game of his brief NFL career with a matter-of-fact shoulder shrug. "It's just another game," he deadpanned.

Flacco's calm demeanor, which has been as much an asset as his strong arm in the Ravens' remarkable turnaround season, will be tested today against the Miami Dolphins. He will become just the eighth rookie quarterback since 1970 to start a postseason game.

Those around him don't expect the magnitude of the NFL playoffs to faze him.

Flacco is one of the Ravens' most laid-back players. Walking around the team's facility, the 6-foot-6, 230-pounder looks half asleep (he acknowledges that he isn't a morning person). Speaking to the media, he is equally unemotional, talking in a sort of monotone.

"That's just Joe," Ravens coach John Harbaugh said. Or "Joe Cool," a nickname that is catching on with teammates and fans.

Joe Cool stays grounded.

His biggest splurge after signing his five-year, \$30 million contract was a lawn mower for his mother. He lives in an apartment with his 21-year-old brother, Mike, and still hasn't bought a car. He drives a BMW dealer's loaner, with a "This is a courtesy car" sign in the back window.

Joe Cool works hard.

Flacco's philosophy is that you're never nervous if you're prepared. Determined to show that a quarterback from a small college program can play big, he is always at Ravens headquarters on his one day off during the week, watching four to five hours of tape for the next opponent. Offensive coordinator Cam Cameron has joked that it's a challenge to keep finding more film for Flacco.

Joe Cool wants to be a starting quarterback, not a star quarterback.

His big night on the town is having dinner with his offensive linemen at Ruth's Chris Steakhouse or T.G.I. Friday's. This isn't exactly the same as Dallas Cowboys quarterback Tony Romo dating music star Jessica Simpson.

"He's a starting quarterback in the NFL, but he's the same person that he's always been," said Rob Agnone, a college friend and teammate who still talks to him once a week. "That's what separates him from other people. He's in a glamorous position, but it doesn't go to his head."

On most evenings, Flacco falls asleep on the sofa while watching TV.

"His life is so boring that you wouldn't believe it," his father, Steve, said.

The past 12 months have been anything but boring. Last January, he had just finished his college career and was preparing for workouts leading up to the NFL draft.

Now, he is following the likes of Hall of Fame quarterback Dan Marino and Super Bowl-winning Pittsburgh quarterback Ben Roethlisberger as rookies leading teams to the playoffs. But this is hardly a surprise to Flacco.

"The bottom line is that when you're a quarterback and you want to be a good player in this league, you think about going to the playoffs and you think about being a winning quarterback in the playoffs," he said.

Flacco could have lost confidence earlier this season. Looking back, the first-round draft pick probably should have lost confidence.

An injury to Kyle Boller and an illness to Troy Smith allowed Flacco to leapfrog from No. 3 quarterback to starter just weeks before the season opener. In his first five games, Flacco received a rough initiation to the NFL, throwing one touchdown and seven interceptions.

The night before the next game - a contest in Miami - Cameron addressed the Ravens' six first-year players on offense during a team meeting and told them that they were no longer rookies. Then, he pointed at his unassuming prodigy.

"You've got to lead us," Cameron told Flacco.

He responded with a breakthrough game, throwing for 232 yards and one touchdown in leading the Ravens to a 27-13 victory over the Dolphins on Oct. 19.

Including that game, Flacco has thrown 13 touchdowns and five interceptions over the past 11 regular-season games - and the Ravens won nine of them.

"That was a turning point for us as a team and him as a player," offensive tackle Willie Anderson said.

Flacco's play and persona - teammates still can't tell when he's rattled - have won over the locker room.

"I've played with guys when you drop back and say, 'Lord have mercy, I hope he gets rid of the ball and throws it to the right person,'" Anderson said. "We know if we block, Joe has a big-enough arm and he is smart enough to make big-time throws.

"That's the kind of guy you're going to fight for."

Middle linebacker Ray Lewis, who has played with 16 starting quarterbacks in 13 years with the Ravens, can appreciate Flacco's unshakable presence.



"Once one good play or bad play is gone, he lets it go," Lewis said. "A lot of guys can't do that. Joe is one of those gifted ones. He's going to be a special kid."

The Ravens' offense has grown because Flacco has done so. Even though he didn't play at perennial powers such as the University of Southern California or the University of Texas, he has been able to absorb everything that the coaching staff has thrown at him.

This was supposed to be a time of adjustment for Flacco. The last non-major college quarterback drafted in the first round was Steve McNair in 1995, and it took him until the end of his second season to become a full-time starter.

The Ravens are paying Flacco the rookie minimum of \$295,000, but the pay will be going up substantially because of incentives triggered by his unexpected playing time. Because he participated in 80 percent of the Ravens' offensive plays, he will receive an extra \$750,000 in each of the four remaining years of his contract. That, along with a salary increase and signing bonus, will put his final total well over the original \$30 million. Flacco will also earn \$200,000 for each playoff victory.

The Ravens originally planned on sitting Flacco at the start of the season, primarily because of past experience. General manager Ozzie Newsome acknowledged before the draft that starting Boller as a rookie in 2003 was probably the wrong decision.

But Boller's shoulder injury and Smith's severe tonsil infection forced the Ravens to start Flacco, who had insisted he could start immediately ever since the team drafted him with the 18th overall pick.

Dolphins coach Tony Sparano credits Flacco's instant success to his maturity.

"You can [see his] confidence back there in the pocket," he said. "It really does impress me an awful lot for a rookie to be in this kind of situation."

Ask Flacco why he has progressed so quickly - it's a question that he has fielded every week - and he'll roll his eyes. "It's just football," he said.

Those close to Flacco know the explanation is not that simple.

"He is by far the smartest young quarterback I've ever been around," said Todd Bouman, a 10-year veteran who is the Ravens' third quarterback. "As a quarterback, when you know exactly what to do before the ball is even snapped, it puts a calm feeling over you."

Flacco hasn't always been this calm.

Nearly a decade ago, the Ravens' unflappable quarterback looked every bit the skittish high school freshman as he was thrown into his first varsity game for Audobon (N.J.) High School. He rushed three steps backward and threw his first pass wildly to the sideline. On the next two plays, he was mercilessly sacked.

"From that point on, he never felt that uncomfortable again," said his father. "He realized that you need to overcome your circumstance and get a hold of your emotions."

There have been times when Flacco's even-keel attitude wasn't considered a positive. Throughout high school, people questioned his competitiveness because he wasn't fired up.

"He told them, 'I don't have to scream and yell to want to tear your head off,'" his father said.

Flacco's intensity has surfaced the past two weeks in essentially must-win games for the Ravens.

On Dec. 20, he withstood the pressure of a Dallas team fighting for the playoffs and playing its last game in Texas Stadium, throwing for 149 yards and one touchdown in leading the Ravens to a victory. Last Sunday, he passed for a season-high 297 yards and completed five passes of at least 25 yards in a playoff-clinching win.

But that's what you would expect from Joe Cool.

"He's stepped up to the plate," wide receiver Derrick Mason said. "When a quarterback that young understands the magnitude of the past two games, he understands the magnitude of the playoffs. We're just going to rally around him. As Joe goes, basically that's how we go."

Rookie sensations

The Ravens' Joe Flacco and the Atlanta Falcons' Matt Ryan will become the seventh and eighth rookie quarterbacks to start an NFL playoff game since the 1970 merger. The previous six rookie quarterbacks were 2-4 in their postseason debuts:

Quarterback	Team	Season	Result
Dan Marino	Miami	1983	Lost to Seattle, 27-20
Bernie Kosar	Cleveland	1985	Lost at Miami, 24-21
Jim Everett	Los Angeles Rams	1986	Lost at Washington, 19-7
Todd Marinovich	Los Angeles Raiders	1991	Lost at Kansas City, 10-6
Shaun King	Tampa Bay	1999	Beat Washington, 14-13
Ben Roethlisberger	Pittsburgh	2004	Beat New York Jets, 20-17

Note: Pat Haden (1976) and Dieter Brock (1985) led teams to the playoffs in their first NFL seasons. But prior to joining the NFL, Haden played one season in the World Football League, and Brock played 11 seasons in the Canadian Football League.



Now calling the shots

Overhauled group has varied backgrounds but shares a detail-oriented approach

By Don Markus
The Baltimore Sun
September 5, 2008

With a 53-man roster that resembles the one they took into the 2007 season, the Ravens are hoping that a key ingredient in turning around a 5-11 record will be the way new coach John Harbaugh and his staff have approached each practice during the past few months.

That ingredient - the attention to detail and the way it is taught - is at the core of the men Harbaugh brought together shortly after replacing Brian Billick. The assistants come from varied backgrounds but essentially carry the same message.

It can be found in the way John Matsko tries to mold one of the youngest offensive lines in the NFL, or the way linebackers coach Greg Mattison, who has spent most of the past 37 years at the college level, works with team's most veteran group.

"Attention to detail to me is doing the little things right," Harbaugh said during training camp. "It doesn't mean you get them right all the time, but you're trying to."

It has been the most noticeable difference in the nearly eight months since Harbaugh was hired, starting with the offseason workouts and organized team activities at the Ravens' complex in Owings Mills and continuing through the two-a-days at McDaniel College in Westminster.

Whether it pays immediate dividends will be seen when the Ravens open the season Sunday, but it should certainly be evident as the weeks and months unfold. Most seem to be buying into what the new staff is teaching - and preaching.

"As a young player, you need that," veteran wide receiver Derrick Mason said. "Sometimes you might think it's redundant or monotonous. At the end, you really appreciate the time and effort they [the coaches] put in. They want to make sure that when we get out on the field, we're in the best position to win a football game."

It is important in all aspects of this rebuilding team, nowhere more evident than along the offensive line.

That is why Harbaugh wanted Matsko, who spent 18 years working his way up the ladder of Division I-A football before moving to the NFL in 1992. His longest - and most celebrated - stint came during a seven-year run with the St. Louis Rams, where the offensive line was a huge part of "The Greatest Show on Turf."

"When you come into a situation like this, you want to set an attitude," Matsko, 57, said during the spring. "We want to have a positive attitude. We want to have an aggressive attitude. You want to lay a foundation on the fundamentals and techniques that we're going to use on Sunday afternoon. And you want to create an identity. Who are we going to be and how are we going to be remembered?"

A difficult job has been made tougher by training camp injuries to offensive tackles Jared Gaither and Adam Terry, but Jason Brown has seen the impact Matsko has made. Given the makeup of the line, it was easy for Matsko to get his point across - sometimes loudly.

"All of us are young, very enthusiastic and willing to do anything, so we're very malleable," said Brown, in his fourth year and moving back to his natural position at center after playing guard. "You can't teach an old dog new tricks, but there are a lot of tricks that they're teaching us, being young offensive linemen."

Chuck Pagano, the team's new secondary coach, has a different job.

He is working with a group that has Pro Bowl experience in safety Ed Reed and cornerbacks Chris McAlister and Samari Rolle, as well as youth in third-year safety Dawan Landry and rookie safeties Tom Zbikowski and Haruki Nakamura.

"What I've tried to do is take a look back and identify some things that we can get better at, with old and young," said Pagano, 47, who coached Reed at the University of Miami and reserve cornerback Fabian Washington with the Oakland Raiders. "I don't care how long you've played in this game, it still goes back to blocking and tackling and fundamentals."

New coaches

- **John Harbaugh, head coach:** 2001 Special Teams Coach of the Year with Philadelphia
- **Cam Cameron, offensive coordinator:** In 2006, San Diego led NFL in points
- **Jerry Rosburg, special teams:** In 2005, Cleveland special teams scored three ways
- **Jim Hostler, wide receivers:** Helped develop Santana Moss while with Jets
- **Hue Jackson, quarterbacks:** Helped develop future Heisman Trophy winner Carson Palmer at Southern California
- **John Matsko, offensive line:** Instrumental with Pro Bowl players Orlando Pace and Adam Timmerman in St. Louis
- **Greg Mattison, linebackers:** Co-defensive coordinator at Florida when Gators won national championship in 2006 season
- **Wilbert Montgomery, running backs:** Two-time Pro Bowl selection mentored Marshall Faulk and Steven Jackson in St. Louis
- **Chuck Pagano, secondary:** In 2001 in Cleveland, secondary had 28 of team-record 33 interceptions



When it comes to the running game, three isn't a crowd

By Mike Preston
The Baltimore Sun
October 21, 2008

The three-headed monster the Ravens use at running back must resurface for the remainder of the season, because if it doesn't, the Ravens might be in big trouble.

The Ravens used their blueprint for success perfectly in the team's 27-13 win over the Dolphins on Sunday in Miami.

The Ravens ran the ball 35 times and threw only 23 passes. Rookie quarterback Joe Flacco threw safe passes, and the Ravens took advantage of Miami's aggressive defense with short throws, including several screens.

Running back Willis McGahee turned in a valiant effort with 105 rushing yards on 19 carries and two receptions for 47 yards. But this wasn't a vintage McGahee performance.

Something was missing; something is bothering him. When he is on, McGahee glides to a hole and then has a strong burst. He is a slasher but also has the ability to bounce outside, which all the good running backs have.

McGahee didn't have that bounce Sunday. He ran hard, but the acceleration wasn't consistent. There were times when he had that burst and other times when you waited for it, and waited, but it wasn't there.

It was never more evident than on that 35-yard screen pass McGahee caught early in the fourth quarter. A year ago, that would have been a touchdown. But McGahee was slow cutting back, and he fumbled at Miami's 5-yard line.

He looked tired, and your mind shot back to the offseason, when he missed several minicamps. You kept wondering: If he had reported to training camp in better shape, would it have made a difference on this run?

But there was more to it, possibly the eye, knee or rib injuries he suffered this season. McGahee is playing more on instincts than natural ability at this point.

"You know, I have more appreciation for that man than most people know," said an emotional Cam Cameron, the Ravens' offensive coordinator. "Willis had 35 cc's of fluid drained from his knee during the week, and he played with a lot of discomfort. He deserves a lot of credit."

It's highly unlikely we will see the same McGahee in 2008 that we saw last season, when he rushed for 1,207 yards on 294 carries. He had arthroscopic knee surgery during the first week of training camp, and his condition probably won't improve significantly until he gets extended rest.

Unfortunately, the Ravens don't have a bye. Fortunately, they have two good young running backs in rookie Ray Rice and second-year player Le'Ron McClain. They'll have to step it up a notch if the Ravens want to win.

They aren't McGahee. He has the speed to get outside but runs inside with good power because he has good body lean and can get those extra yards.

The Ravens created this offense for him. They wanted to do with McGahee what Cameron did with LaDainian Tomlinson in San Diego. The Ravens wanted to build their offense around a running back who had the complete package.

But that's going to be hard to achieve now. McGahee will probably still handle the bulk of the workload as long as his body holds up, but the Ravens have to be more selective in using him.

The Ravens can't reverse course now. They want to make Flacco as comfortable as possible in the offense, and they can't afford to have him throwing the ball 35 to 40 times a game.

The Ravens have to remain a run-oriented team and play smash-mouth football, and that's why McClain and Rice have to play bigger roles.

We've seen glimpses of McClain's ability. He is a power back with the rare speed of a big runner to get to the corner.

Rice has been used sparingly. He is a deceptive runner because of his smallish frame, but he does have power. He hasn't shown that acceleration to get outside like McGahee and seems uncertain about cutting when he gets in space. Maybe that will all come with time.

Against the Dolphins on Sunday, McClain had six carries for 17 yards and Rice had seven for 13. It was enough to keep Miami off balance and give McGahee a chance to rest.

It's easy to look back and see what McGahee could have done differently as far as offseason training, but the Ravens can't afford to focus on the past. They've got to deal with the future.

On Sunday, we saw an emotionally charged McGahee playing in front of a lot of hometown fans. His 5-yard touchdown run late in the game was good stuff. He was stopped at the Dolphins' 3 but bulled through tacklers to finish off the run, and Miami.

But for him to carry the running game through the remainder of the season might be too much to ask.

His effort has been outstanding, but the Ravens might have to find another way to help him, which means bringing back the three-headed monster.



Offense Pouring on the Points

The Ravens' offense has been prolific, scoring more and more points, week to week.

By Mike Duffy
BaltimoreRavens.com
November 10, 2008

The Ravens' offensive outburst in Sunday's 41-13 win over the Houston Texans caught the attention of many fans and analysts across the NFL.

One day after the record-setting victory - which marked the first time in franchise history Baltimore has scored at least 27 points in four consecutive games - head coach John Harbaugh doesn't want anyone to be satisfied.

"We're proud of the team we put out there on Sunday, for sure, and we're excited to see the team that we're going to be next Sunday," he said in his Monday press conference, less than a week before the Ravens take on the defending Super Bowl champion New York Giants. "We have to get better between last Sunday and next Sunday to have a chance to even compete in this football game."

Such offensive production cannot be overlooked, however, especially in a city where defense has ruled for so long.

Over Baltimore's current four-game winning streak, no team in the league tops the Ravens' average of 33.5 points per contest. The 41 scored at Reliant Stadium marked a season-high and the most since a 48-point night against the Green Bay Packers in 2005.

The progression during that four-week span has shown each time the team takes the field.

The Ravens posted 27 points in Miami, 29 against the Oakland Raiders and 37 in a come-from-behind rally at Cleveland before heading to Houston.

"We're getting better and better each week," said quarterback Joe Flacco, who finished 15-of-35 for 185 yards and two touchdowns versus the Texans. "Our main goal is to improve each week and hit our stride where it counts the most. We're starting to improve each week, and that's the best thing there is."

Flacco has greatly improved along with the offense. The rookie has not thrown an interception since Oct. 12, the last time Baltimore dropped a contest, 31-3 against the Indianapolis Colts.

So has Troy Smith, who came back from an infection that hospitalized the former Heisman Trophy winner earlier this year to throw a touchdown pass last week.

Harbaugh made a special point to credit quarterbacks coach Hue Jackson, who has a history of working with prolific offenses.

Jackson was the receivers coach in Cincinnati from 2004-06, where the Bengals' Chad Johnson and T.J. Houshmandzadeh became one of the most explosive tandems in league history.

"Hue Jackson has just done a tremendous job with our quarterbacks," Harbaugh said. "And not just our quarterbacks but with our offense in general from a game plan perspective. He's really made an impact on our offense."

The play of running backs Willis McGahee, who had 112 yards and two touchdowns in Houston, and Ray Rice, along with fullback Le'Ron McClain, have driven a multi-headed ground attack that is third in the league (150.2 yards per contest).

The three backs have 1,185 yards between them, churning out 4.0 yards a carry.

"We've got three running backs playing like starting halfbacks in this league, and that's a pretty strong statement for the coach," Harbaugh said of running backs coach Wilbert Montgomery. "You've got guys playing multiple positions. We've got fullbacks playing half back, halfbacks and fullbacks playing tight end. They line up as wide receivers, they motion all over the place and they're involved in the pass protection.

"Wilbert's responsible for that success there."

Of course, there are many other reasons for squeezing greater performance out of the Ravens' roster.

Tight end Todd Heap's two-score Texans outing showed that he is getting more and more involved, as did Yamon Figurs' 43-yard touchdown catch.

Baltimore's offensive line may have given up two sacks, but it was dominant at the point of attack, paving the way for 162 total rushing yards and 27 first downs.

And offensive coordinator Cam Cameron's play-calling has consistently kept opponents on their toes, whether it is with an unbalanced line, direct-snapping the football, or even featuring defensive players on offense.

The unit is getting many opportunities to develop, as well.

Playing with a typically-dominant defense that has forced an NFL-high 36 "three-and-outs by clamping down in three snaps 33.6 percent of the time (36-of-107 tries) is a big reason the Ravens are second in the league with an average time of possession of 33:07.

"The offense is starting to develop that attitude of, 'We're not waiting on the defense,'" said Mason. "We understand that the defense is going to do what they need to do, but we can't wait on them. We've got to go out there and start scoring points."



It seems as though the Ravens have already started. As the recent four-game winning streak has demonstrated, the more points, the better.

Plug-in veterans help power Ravens defense

By Ken Murray
The Baltimore Sun
November 22, 2008

There are no slackers on the Ravens' defense, thanks in part to veteran leadership. When safety Jim Leonhard first set foot in the locker room in April, he quickly gained an appreciation for that fact.

"You feel that right away," he said yesterday. "You know the talent and the intelligence of the players on this defense, and you can't be the guy to let them down. They don't care if you're a rookie, a free agent or a guy they just brought in. They expect you to learn the defense and understand it as well as they do."

Leonhard learned on the run as the only newcomer in a pre-draft minicamp that also served as his two-day tryout. Signed the day after the draft, Leonhard saw his job description go from special teams to starting strong safety in Week 2 when Dawan Landry suffered a season-ending neck injury.

After three seasons with the Buffalo Bills, Leonhard, a free agent in the offseason, was one of three key veteran additions the Ravens made to the secondary. Cornerbacks Fabian Washington (draft-day trade) and Frank Walker (free agent) have also played significant roles at a position depleted by injuries last season.

"When we look at how we failed last year as a football team and an organization, our lack of quality depth in the back end hurt us," general manager Ozzie Newsome said. "So, to upgrade that talent was one of the things we set out to do during the offseason."

Mission accomplished.

Leonhard has started seven games, equaling his three-year total in Buffalo. Washington, acquired for a fourth-round draft pick, has made seven starts and Walker four. Collectively, they cushioned the blow of losing cornerback Chris McAlister and Landry for the season and veteran corner Samari Rolle for six games, although Rolle has since returned.

"These guys have done a wonderful job of stepping up," Rolle said of the newcomers. "This being their first year in the defense and picking things up, it's been amazing."

The results show a bottom-line dividend. Last season, the Ravens were shredded for 27 touchdown passes, gave up 222.3 passing yards per game and ranked 20th in pass defense.

This season, they are eighth in pass defense, giving up 188.3 pass yards per game and 12 touchdown passes in 10 games.

"We knew it was going to be important," defensive coordinator Rex Ryan said of the additions. "You can't go through a whole year without having some issues. George Kokinis and Ozzie, they're the best in the league. Our personnel department watches as much film as we [coaches] do, maybe more so. Those guys are really prepared."

Kokinis, the team's director of pro personnel, credits secondary coach Chuck Pagano and Ryan with the push to get Washington when the Oakland Raiders put him up for trade. Pagano coached Washington for two years in Oakland after helping to draft him in the first round in 2005.

Although Washington eventually fell out of favor there, he showed the requisite cover skills to play in the Ravens' defense and came with Pagano's approval.

"I think I can pick up any system," Washington said. "The hard part is getting comfortable with it where you just react. That took me into training camp [to do]."

Kokinis assigned Vince Newsome, his assistant pro personnel director, to evaluate Walker, a free agent after four seasons with the New York Giants and one with the Green Bay Packers. Because Walker ran well and had the ability to play in the nickel package and on special teams, Newsome determined he was another good fit.

"What has been encouraging to me is how much Frank loves to play football," Kokinis said. "He takes more reps than anybody in practice, and he's in with the coaches studying early in the week."

Then there was Leonhard, the 5-foot-8, 186-pound safety who has taken on tight ends this year as well as playing on special teams. Defensive backs coach Mark Carrier made that evaluation, and when Leonhard showed well in his tryout, the Ravens quickly offered him a contract.

"Someone that athletic and that smart we felt was a good fit," Kokinis said. "He learned that defense fast. It's a lot about chemistry, a little about talent and a lot about heart, and he has that."

Ravens' O-line food fighters for Flacco

Thursday dinners give blockers incentive to protect QB; Eagles, though, have appetite for destruction

By Jamison Hensley
The Baltimore Sun
November 23, 2008

When the Ravens' offensive line faces one of its biggest challenges of the season today, part of its motivation can be traced to Thursday.



That's when Joe Flacco takes his closest 300-pound teammates out for their weekly dinner.

Feasting on steaks and seafood, the rookie quarterback and his on-field bodyguards have forged their camaraderie just as much at Ruth's Chris Steak House and T.G.I. Friday's as the locker room.

So if the sack-hungry Philadelphia Eagles want to take a shot at Flacco today at M&T Bank Stadium, they'll have to go through the equally hungry Ravens offensive line, whose main goal is to protect their new friend and meal ticket.

"Of course, women know the fastest way to get to a man's heart is through his belly," center Jason Brown said. "As offensive lineman, we're going to protect our source of food."

When the guys go out, the conversation is never about zone blocking or pulling guards.

They'll usually laugh about who messed up at practice or got yelled at in the meetings that day. The funniest part of the dinner, however, is when the bill comes.

The routine starts when one lineman says he left his wallet in the car. Another then acts as if he can't reach the money in his back pocket.

As the linemen continue to playfully scratch their heads, the check eventually makes its way in front of Flacco. "Don't worry guys, I got it," he typically says.

While most of the linemen do pitch in at the end, Flacco still picks up a bulk of the massive bill.

"It's a good time to hang out with the guys," Flacco said. "Believe me, I'm not going to go anywhere without those guys. They've done a great job all year. It's been a huge year for them and a huge plus for our offense."

If the Ravens (6-4) want to stay in the hunt for the AFC North title - they trail the Pittsburgh Steelers by 1 1/2 games - they need another huge effort from the offensive line against the Eagles (5-4-1).

Entering Week12, Philadelphia was tied with Pittsburgh for the most sacks in the NFL with 36.

As the Eagles blitz linebackers, safeties and cornerbacks, the Ravens will try to thwart this full-throttle attack with an offensive line that is less than full strength.

This group, which has already lost right guard Marshal Yanda (knee) for the season, likely will be without left tackle Jared Gaither (questionable, shoulder). The projected starting tackles - Adam Terry at left and Willie Anderson at right - are playing on injured ankles.

"The health issues are a problem," coach John Harbaugh said. "The fact that we're playing one of the best defensive fronts in football with one of the most complicated schemes in football, that's a problem for us going into this game. We'll see how they respond."

The Ravens' offensive front has dealt with injuries throughout the season. Today's will be the fourth different starting lineup.

But the line has remained solid in pass protection, giving up 18 sacks this season (tied for 13th in the NFL).

Against five teams with defenses ranked in the top 10 in sacks - the Steelers, New York Giants, Tennessee Titans, Miami Dolphins and Oakland Raiders - the Ravens have allowed nine sacks.

"We've had tests before," Brown said. "We've been rotating a lot of guys in and out on the offensive line. The thing is we still have to perform somehow, someday."

As with the Ravens' defense, the strength of Philadelphia's pass rush is its unpredictability.

Fourteen Eagles have recorded a sack (second in the NFL to the New York Jets), which underscores the fact they come from every angle.

"We'll see how well [Flacco] recognizes a complex defense," Harbaugh said. "It'll be really a good challenge and a growth opportunity for Joe in this game."

Most young quarterbacks fail in their first test against the Eagles' defense.

Since Jim Johnson took over as Philadelphia's defensive coordinator in 1999, the Eagles have faced 12 rookie quarterbacks and defeated nine of them.

During that period, Philadelphia has held rookies to a 64.7 quarterback rating, allowing 11 touchdown passes while making 12 interceptions.

"Philadelphia brings it from a lot of areas," Flacco said, "so you have to make sure your eyes are up and you know where to go with the ball."

Flacco has shown he doesn't flinch when confronted with adversity.

Trailing by 14 points against the Cleveland Browns, he led a second-half comeback on the road. After throwing three interceptions in Indianapolis against the Colts, he didn't get picked off for four straight games.

But Flacco hasn't done it alone. If he wants to succeed, he knows exactly whom to feed.

"It's a brotherhood," Brown said. "If we take care of each other off the field, we're going to take care of each other on the field."



Ravens' Reed ultimate 'center fielder'

By James Walker
ESPN.com
January 8, 2009

OWINGS MILLS, Md. -- Here is something you didn't know about Ed Reed: He'd like to give baseball a try.

And he's serious about it.

"I'm a professional player right now," the Baltimore Ravens Pro Bowl safety said. "I feel like -- not that I'll be better than [Michael Jordan] -- but with a little practice, I definitely could be effective in the outfield, stealing some bases and pinch-hitting."

Here is another little-known tidbit: Reed was an awful quarterback at Destrehan High School in Louisiana.

"I threw more interceptions than I caught ... I had like four interceptions in one game," he said with a deadpan expression.

Want to know more? Reed's favorite NFL player is Pittsburgh Steelers safety Troy Polamalu.

"We play the same position," Reed said. "I know Troy personally, we've talked about it, and I know he's working hard to do what he does on Sunday."

This is a peek behind the curtain of one of the NFL's most low-key superstars, a game changer who will lead the Ravens into an AFC divisional playoff game Saturday against the Tennessee Titans. In just seven NFL seasons, Reed already has 43 career interceptions in regular-season play and an additional five thefts in playoff games.

Reed is among several stars remaining in this postseason -- including Polamalu, the Arizona Cardinals' Kurt Warner and the Philadelphia Eagles' Donovan McNabb -- who seemingly have Hall of Fame credentials.

But enshrinement in Canton might be the last thing on Reed's mind, if he even thinks about it at all.

Away from the field, Reed is thoughtful and intelligent -- he graduated from the University of Miami with a liberal arts degree in three years -- but he also is a very private person. He's what those in the NFL community call a "football player." It describes one who enjoys winning and the competition of the game but not necessarily the publicity that comes with it.

Reed is a throwback to a time when game day was the only day that mattered in the NFL. He is not a fan of the incessant sideshow, hype and smack talk that goes on in between games today. Reed's approach would make many old-timers proud.

On Saturday in Nashville, Tenn., Reed will be an important player to watch when the sixth-seeded Ravens (12-5) play the top-seeded Titans (13-3) for the right to advance to the AFC Championship Game. Until then, ESPN.com will help you get a better understanding of the five-time Pro Bowler and this season's interception leader.

Who is Ed Reed?

No one covers the gridiron like Reed. Off the field, no one gets Reed to uncover himself.

He doesn't enjoy lengthy media interviews. His stall is in the back corner of the Ravens' locker room, closest to the shower, training room and the exit door so he can efficiently get in and out of meetings. Everything has a purpose when it comes to the extent and seriousness of Reed's preparation.

When first-year coach John Harbaugh was asked this week whether he had any funny Reed stories, his response was brief.

"No," he said bluntly.

Reed's teammates cannot relate funny Reed tales, either. But a tour through the Ravens' locker room drew various descriptions of Reed as "quiet," "humble," "soulful," "laid back" and "a great guy."

"He is real low key; that's definitely him," Baltimore safety Jim Leonhard said. "He's one of those guys that you don't necessarily see a lot [publicly] or know what's going on all the time about him."

Scott Martin coached Reed for two and a half years at Destrehan. Martin said Reed -- who spent his high school years splitting time between his family's home near a violent section of New Orleans and a family friend's home in a more peaceful neighborhood -- was always quiet in nature. Martin added that Reed also has a lot of character and depth to him and is passionate about things beyond football, such as helping underprivileged children.

"He is a very private person," Martin said. "He's unlike a lot of NFL stars. He's very gracious, and when I've talked to him and asked about the future of his career, he's got a good handle on it."

"Ed's not going to be a man that plays for 20 years just because he's got nothing else to do. He has a good grasp on life and where he wants his future to go."

The playmaker

The Reed everyone knows is the person we see on game day. He is arguably the league's most dominant defensive player with the potential to change games.

Former NFL quarterback (and current ESPN analyst) Trent Dilfer vividly recalls throwing an astonishing interception to Reed. In a 2007 game between the Ravens and the San Francisco 49ers, Dilfer spotted Reed playing the deep third of the field before the snap. He threw a hook route on the outside hash.

The throw was too high for both the receiver and the cornerback, but Reed gambled by leaving his area so early he was in the right place to pick off the errant pass. Dilfer said he couldn't believe Reed flashed in that area and never saw a safety make that type of play in his 13 years in the league.

"He is the only guy I've ever seen that has the ability to be completely out of position at all the right times and never be out of position in the wrong times," Dilfer said.



Some credit goes to Reed's film study. Every player watches game tape, but few can break it down like Reed. While others watch for execution, Reed is looking for tendencies as well.

Where are the quarterback's presnap reads? Who is his favorite target on third down? Does the signal-caller have any quirks to give away play-action fakes?

One teammate estimated Reed watches about 25 hours of game tape per week outside of his normal film study and practice with the team.

"It's to the point where he knows more than the coaches at times," Ravens defensive back Evan Oglesby said.

The combination of smarts, lengthy preparation and rare athletic ability produces results on the football field. Reed has reached the end zone four times this season -- three interception returns and one fumble recovery -- and Baltimore is 4-0 in those games. Including the postseason, Reed has 11 interceptions on the year.

Reed often makes his interceptions in full stride -- and that leads to big returns. He has an amazing 1,144 career return yards. Because the NFL considers regular-season records separate from postseason marks, his career return totals do not include his 64-yard touchdown on one of his two interceptions in the Ravens' 27-9 wild-card victory over the Miami Dolphins this past Sunday.

"You can flat out tell that he goes out every Sunday and knows exactly where the reads are going," former Dallas Cowboys safety and current ESPN analyst Darren Woodson said. "I know he played quarterback at some point in his life, because he knows how to read offenses from the middle of the field."

Greatest safety ever?

Is Reed the greatest safety in NFL history? Let's open the discussion.

First, consider the big picture. Reed is a ball-hawking safety with unique coverage skills and responsibilities. He often plays the deep third or deep half of the field, while other all-time greats such as Ronnie Lott physically dominated closer to the line of scrimmage. It's difficult to compare, for instance, Lott's ferocious hitting with Reed's ability to intercept passes from that position.

"Every safety has something different that he brings to the table," said Reed, who refuses to partake in the debate.

Statistically, the all-time interception leader is longtime Washington Redskins and Minnesota Vikings safety Paul Krause with 81. He played 16 years. Reed's 43 career interceptions put him at an average of 6.14 per season, compared to Krause's 5.06 per season.

At Reed's current pace, he would need a little more than six seasons to surpass Krause's all-time mark. It's certainly possible if Reed, 30, desires to play well into his 30s.

Regardless of Reed's future plans, his journey likely will include a trip to the Hall of Fame. Who knows, with a little work, maybe he can make a few basket catches in the major leagues similar to one of his interceptions against the Dolphins this past weekend.

"I'd like to give baseball a try, coaching and doing some things in the neighborhoods, helping kids out across the world," Reed said. "It's really no limit. So hopefully in the future sometime I'll be doing that."

Ngata thriving under the radar for Ravens

By Jeffri Chadiha
ESPN.com
December 3, 2008

Since the voting for this year's Pro Bowl wraps up early next week, it's time to start speculating on who's going to get snubbed. The NFC already looks like it has a logjam at both running back and defensive end, especially since both positions have about six worthy candidates. In the AFC, the biggest question will involve defensive tackle, meaning Baltimore's Haloti Ngata once again might be ignored. And that literally would be a shame if it happened.

The problem for Ngata is that he's having another great year in a conference that is flush with interior talent. We know former Carolina Panthers Pro Bowler Kris Jenkins has been reborn with the New York Jets. We've seen how motivated Shaun Rogers suddenly has become for a Cleveland Browns team that hasn't had much else to smile about this year. We also realize that Tennessee's Albert Haynesworth will get plenty of votes for Defensive Player of the Year and that San Diego nose tackle Jamal Williams has been to three straight Pro Bowls.

But here's what you have to understand about Ngata: He's every bit as talented and as vital to his team's success as those more recognizable names. This year he has produced strong numbers -- 41 tackles, one sack and two interceptions -- for a defense that ranks second overall in the NFL and third against the run.

"He's been a huge part of our success," said Ravens defensive coordinator Rex Ryan. "He's started from day one and he's only gotten better and better. Now I know there are some great defensive tackles in the league, but I wouldn't trade this guy for anybody."

To his credit, Ngata hasn't let his lack of acclaim bother him. He understands that he toils for a defense with high-profile players (like Ray Lewis, Ed Reed and Terrell Suggs) and that he probably wasn't recognizable enough to earn a trip to Hawaii last year. As he said, "I know it's hard to make it to the Pro Bowl, and that's why I just focus on doing my job to help this team win. But I have been hearing a lot more about my chances this year. So I'm starting to feel like people appreciate what I do."

What Ngata does is essentially a little bit of everything for the Ravens. On some downs he'll be asked to occupy blockers so Lewis and his fellow linebackers can roam free to make tackles. On others Ngata will be told to penetrate gaps and blow up plays. Ryan actually became so enamored with Ngata's athleticism -- and this was after the coach watched film of the 6-foot-4, 345-pound defender bowling over opponents as a high school rugby player -- that Ryan added some sets that allow Ngata to blitz.

All these roles have turned Ngata into a favorite during defensive film sessions, and Ryan often hears his players ask for some of Ngata's highlights to be replayed over and over. In fact, one of Ngata's most notable moments came in a 41-13 win over Houston, when he intercepted a Sage Rosenfels pass after dropping into coverage. It also probably won't take long for the Ravens to have some fun with him now that he's a part of Baltimore's goal-line package as well.



These are some of the reasons why Ryan calls Ngata "the kind of player who comes along once every 10 years." Opponents are just as quick to pass out the compliments.

"The guy really is powerful," said New York Giants left tackle Dave Diehl. "And he knows how to use his hands to create problems for offensive linemen. He's the kind of guy who can disrupt an offensive scheme because you can't take the chance of not double-teaming him. And when you do that, he opens up opportunities for somebody else."

The scary thing about Ngata is that he's improving even faster than the Ravens thought he might when they drafted him 12th overall out of Oregon in the 2006 draft. He admits that he was a little hesitant as a rookie because the game moved so quickly.

"I felt lost at first because everything was happening fast and the coaches expected you to learn the plays fast," he said. But once Ngata hit his stride -- which in his estimation happened in the second half of last season -- he became dominant.

Today, Ryan said that Ngata is so knowledgeable about the Ravens' defense that Ngata probably knows exactly what the cornerbacks are doing on every down. Ngata also has found a comfort zone in a Baltimore locker room filled with outsized personalities. For a low-key, soft-spoken guy from Utah, it wasn't easy to be around so many alpha male types at first. But now he'll joke and poke fun whenever he gets a chance to razz a teammate.

Those same players are also quick to sing Ngata's praises to anybody who will listen. They know he does the dirty work and that few people really get to see how productive he is for this team. So now they're hoping he gets his due for one obvious reason: They know their defense wouldn't be nearly as good if he wasn't a part of that unit.

For Ravens, Lewis still the man

By Thom Loverro
The Washington Times
December 4, 2008

The motto this year for the Baltimore Ravens' defense has been "next man up." When Chris McAlister and Samari Rolle went down with injuries this season, they had players step up and fill the void - a system defense, if you will.

The system? Ray Lewis.

The linebacker, who in his 13th NFL season should be in the twilight of his career, instead remains one of the best at his position in the league and is again leading a powerful Ravens defense that has not allowed a touchdown in the last 10 quarters.

It is a defense with great talent, from perennial All-Pro Ed Reed at safety to outstanding linebackers Terrell Suggs and Bart Scott and a tough defensive line led by Trevor Pryce and Haloti Ngata.

But the brains and brawn of the defense the Washington Redskins will face Sunday night is the same as it was when the Ravens marched through the 2000 season on their way to a Super Bowl championship - Lewis.

At the Ravens' training facility Wednesday, Suggs was asked about his defense's ability to put points on the board.

"Our chances are better when we have the defense making plays," Suggs said, adding, "and it always helps when you have Ray Lewis."

The presence of the nine-time Pro Bowl linebacker and two-time NFL defensive player of the year has not appeared to wear thin. If anything, Lewis' impact on this team is stronger than ever, as he has grown to be a tremendous on-field defensive coordinator.

"Just watch the man before the snap," Suggs said. "He has a lot going on. That is why he is the leader. He pretty much kind of guides us. I kind of tend to guess sometimes, but he knows. He tells me, 'This is coming, that is coming.'"

His ability to read defenses frustrated Bengals wide receiver T.J. Houshmandzadeh during Baltimore's 34-3 win over Cincinnati last week so much that Houshmandzadeh felt compelled to ask Lewis about it on the field.

"T.J. came up to me after seven straight plays and asked, 'How do you know what every play is going to be?'" Lewis said. "I said, 'I do a lot of studying.' He said, 'No, it's something you're watching, something you're seeing.'"

Lewis said he works harder than ever to be prepared for each opponent, not just for his position but to make the calls for everyone else on defense as well.

"I sit down and go through films for hours, so it is second nature for me," Lewis said. "I can say, 'OK, I've seen this before.' It is about getting my players in the right position so they can make plays."

Someone asked Lewis how many plays can he see coming. "It's a high amount," he said.

That is no idle boast. Lewis leads the team with 84 tackles. The Ravens' run defense, ranked third in the NFL, hasn't allowed a 100-yard rusher in 31 games. Baltimore is second in turnovers this season with 23 and has the top-ranked defense on third down. It ranks among the league leaders in nearly every defensive category.

Lewis is careful to spread the credit around, including Baltimore's defensive coordinator, Rex Ryan.

"We have a mentality that everybody has bought into, and that is to find the football," Lewis said. "We just are playing where we are supposed to be."



"The run we are on comes with a lot of guys really buying into the system," he said. "Rex is doing an incredible job of getting us in the right schemes and things like that. There is a lot of credit to go around. And the offense is controlling the ball a lot. We're not going three-and-out. So it is a lot of different things, the way we are playing right now."

Ryan is the third defensive coordinator Lewis has played for. The one constant throughout the Baltimore Ravens' era of defensive excellence has been Lewis. In fact, Lewis - even with the stain of an obstruction of justice conviction in a fatal 2000 stabbing - has become the identity of Baltimore sports.

The Lewis era doesn't appear to be close to ending, either. When asked whether he thought he had a season like this left in him, when it appeared he was on the downside of his game, the 33-year-old Lewis replied: "Men and women lie, but numbers don't. You just keep playing football. You don't care what people say. Bottom line is you line up and ask the people playing against me. You just play the game the same way and approach it the same way you did in Year one as you do in Year 13 with the same passion, the same dedication."

Liquid showers show Ravens have solid chemistry

By David Steele
The Baltimore Sun
December 7, 2008

Gatorade showers? Who does Gatorade showers anymore?

The Ravens do, lots of them. They love getting them and giving them - and, by doing so, they're proving that they're pretty fond of one another, which is never anything to be taken for granted.

There have been six this season, but they didn't pick up speed until late October, when offensive coordinator Cam Cameron got one at the end of the Ravens' win in Miami, where he was fired last season after one year as coach. In somewhat rapid succession came soakings of defensive coordinator Rex Ryan, after beating the Raiders and his twin (and Oakland defensive coordinator), Rob; special assistant Vic Fangio, after defeating the Houston Texans team that fired him as defensive coordinator; head coach John Harbaugh, after beating the Philadelphia Eagles team he left to come to the Ravens; and last week, longtime Bengals offensive tackle Willie Anderson after the win in Cincinnati.

Notice the pattern of the baptismal candidates. "We've been in a position where, whether it be a coach or player, we've been able to go back and play the team they were on the previous year," wide receiver Derrick Mason said. "We have a good track record of going back to those places, or them coming here, and us winning."

It's true in every case except Ryan's, and the first of Harbaugh's two (he got one for winning his head coaching debut against Cincinnati). This likely means that quarterbacks coach Hue Jackson ought to keep his head on a swivel tonight. Harbaugh acknowledged that the team "was a little disappointed" that it didn't get Jackson last week; he had spent three years on the Bengals' staff. However, he also previously coached with the Washington Redskins, whom the Ravens play tonight.

Beyond the pattern of payback celebrations, however, lies an even deeper pattern, one that goes to the heart of why this team has taken the leap from last season's debacle to this season's playoff contention.

"It's a good environment. In my 13 years, it's by far the best environment I've been around," Anderson said. "Guys who enjoy being around each other - I've been places where it's not fun coming to work, but here, even when times are hard, it's fun coming to work every day."

Veteran Ravens, of course, have something more to compare with than Anderson does, but they agree that after some roller-coaster seasons at the end of Brian Billick's tenure, this is an improvement.

"I think it started in OTAs," Mason said, speaking of the long string of offseason workouts after Harbaugh took over. "We were in a situation where with new coaches and new players, we really didn't know what was going on, but the longer we worked together, the more that bond seemed to grow."

It's far from a perfect bond, and even the players acknowledge that - at least those who were not angrily denying reports of pockets of resistance to Harbaugh last week. Those pockets, however, are far outnumbered by those willing to tune in to, and trust, a new set of voices.

"It's a new environment, and not everybody is going to agree with how it's being run," cornerback Samari Rolle said. "But it's a new regime - why not go along with it? The way things were going before wasn't working, and guys were going around here moping. So when things do change, why not embrace it?"

The ever-increasing Gatorade showers indicate the concept is being embraced. Corny, yes, and definitely cold, but the Ravens wouldn't mind keeping the ritual going.

Ravens' offense emptying bag of tricks

By Aaron Wilson
Carroll County Times
December 3, 2008

OWINGS MILLS -- The Baltimore Ravens' extensive repertoire of gadget plays and trickery has revealed the creativity of offensive coordinator Cam Cameron.

Whether it's his variation of the trendy single-wing offense, wide receiver option passes, double reverses or utilizing big defensive tackle Haloti Ngata as a blocking tight end, Cameron hasn't hesitated to use his imagination to forge an imprint on an offense that had been notoriously stagnant for years until his arrival.



Could the Statue of Liberty play, flea-flickers or perhaps even a few touches for the 6-foot-4, 345-pound Ngata, a former standout rugby player, be in the offing?

"There's always a creative mind, right?" Ravens coach John Harbaugh said. "There's always things you can go to."

In a 34-3 rout of the Cincinnati Bengals, Mark Clayton hit fellow wide receiver Derrick Mason in stride on a 32-yard option pass for a touchdown.

It was Clayton who scored on a 42-yard double reverse to open the season against the Bengals.

And rookie quarterback Joe Flacco caught a 43-yard pass from backup quarterback Troy Smith against the Oakland Raiders operating the so-called "Suggs package."

If Cameron ever runs out of bright ideas, his suggestion box is overflowing with players lobbying to be included in the game plan.

"I think our motto has been, by any means necessary," Mason said. "We're going to find a way."

There has also been a liberal amount of old-fashioned option plays with Smith operating under center.

The result has been a less predictable, higher-scoring attack.

The Ravens are now tied for 10th in the NFL in scoring with 24.3 points per game, leading the league over the past seven games with a 30.6 average since Oct. 19.

"I think the offense is only going to open up more things for more guys," tight end Todd Heap said. "I think this is what we've been waiting for in an offense: being versatile and a lot of guys making plays and a lot of different guys getting the ball in their hands. It's a lot of fun, and it's what we need as an offense."

Against the Bengals, the Ravens revealed a lot of their playbook in one defender's opinion.

"They dialed up everything that they had," Cincinnati defensive tackle John Thornton said. "They had Troy Smith in there and were running reverse passes and stuff. I think we got to see their whole playbook, we were out there so much."

The Ravens gained a season-high 451 yards of total offense against the Bengals, but are confident that they have more in store for the future.

"Offensively, we're doing so much moving the ball around and everyone is getting involved," middle linebacker Ray Lewis said. "All of those pieces over there, I just think it's exciting the way we're playing football overall."

One key to Clayton's touchdown pass was the convincing block Mason threw at the beginning of the play to make cornerback Leon Hall believe it was a reverse, not the spiraling pass that wound up sailing over his head.

"Derrick Mason did a great job of selling the stalk block," Harbaugh said. "He didn't just give it a perfunctory stutter-and-go. He got in there and dug in and blocked their corner for a good period of time and made it seem like a run.

"And then he took off. That's what really sells a play like that. It's really the execution of it more than anything."

At the heart of the Ravens' emerging offense, though, is the bedrock of a physical running game that ranks third in the NFL with 143.8 yards per contest.

Without that benchmark, it would be extremely difficult to orchestrate these higher degree of difficulty, razzle-dazzle displays.

"I think the trick in the whole thing is to build a foundation first and, within that, to be creative," Harbaugh said. "So when you talk about coach Cameron and what he's done with our offense, we're a fundamentally sound offense.

"We're built on a foundation that is fundamentally rock solid, and that's what we believe in. And within that, you build some creativity in, and I think guys understand that is what your offense is about."

Ravens full of surprises this season

From rookie QB to revamped line (and even getting holiday off), club does unexpected

By Jamison Hensley
The Baltimore Sun
December 23, 2008

In a season when the Ravens have done the unexpected - doubling their win total from last season and closing in on a playoff berth - John Harbaugh was the one who provided the surprise yesterday.

The first-year head coach has given his players the day off on Christmas.

But is there any risk with this reward?

After adhering to essentially the same practice schedule for four months, the Ravens are tinkering with their routine only days before a potentially season-deciding game against the Jacksonville Jaguars.

"There are concerns among coaches and among players about any kind of change," Harbaugh said. "We're definitely creatures of habit. We just felt like the value of getting people with their families overrode that."

Harbaugh announced the revised schedule yesterday, but he had discussed the options with the veterans (his "30-plus group") about three weeks ago.

The Ravens had some flexibility this week because they played Saturday. That gave the coaching staff an extra day of preparation and allowed the Ravens to move up their practices.



Instead of practicing tomorrow and Thursday, the Ravens will work today (their usual day off) and tomorrow. After taking off on Christmas, the Ravens will return Friday.

In the end, the Ravens will have the same number of practices.

"We thought it was an easy decision to make," Harbaugh said.

Keeping with the theme of surprises, here are the five biggest ones with the Ravens this season:

1. Joe Flacco. The rookie first-round pick was the team's third quarterback leading up to the third preseason game. Now, he is one win away from taking the Ravens to the playoffs.

The Ravens knew about Flacco's big arm and poise. But the 6-foot-6 pocket passer caught everyone off guard with his athleticism. He made a nifty 43-yard catch against Oakland and has two runs of more than 30 yards - the same number that LaDainian Tomlinson, Clinton Portis and Michael Turner have this season.

2. Le'Ron McClain. The fullback took a few snaps at tailback during training camp because Ray Rice was the only healthy runner. That experiment has led McClain to become the club's top rusher.

The powerful back leads the Ravens this season in rushing yards (832) and carries (207). His eight touchdowns rank as the third-best single-season total in Ravens history. It's an unexpected turnaround for McClain, who had eight carries for 18 yards as a rookie last season.

3. The secondary. Just like last season, injuries hit the defensive backs. This season, the Ravens were ready. Instead of turning to inexperienced cornerbacks David Pittman and Ronnie Prude, the Ravens have veteran backups like cornerback Fabian Washington and safety Jim Leonhard.

So, despite losing two starters for most of the season (cornerback Chris McAlister and safety Dawan Landry), the Ravens rank third in pass defense and top the NFL in interceptions (24). They have held quarterbacks to a NFL-best rating of 61.1 (the next closest is Pittsburgh's 66.0).

4. Trick plays. These aren't the same old Ravens who line up in a two-tight-end I-formation for most of the game and generate big plays by throwing a jump ball to Todd Heap. Under first-year offensive coordinator Cam Cameron, the Ravens use unbalanced lines (two offensive tackles on one side) and even two quarterbacks on the same play.

The results have been electric. Backup quarterback Troy Smith threw a long pass to Flacco and Mark Clayton launched a 32-yard touchdown pass to fellow receiver Derrick Mason. The special teams got into the act Saturday, when the Ravens converted a fourth-and-six with a fake field goal.

5. Offensive line. It's easy to forget that none of the season-opening starters was at the same spot that he finished last season for the Ravens and the coaching staff hadn't determined the lineup until early June. The offensive line then had to adjust when right tackle Willie Anderson was signed just before the start of the regular season and right guard Marshal Yanda sustained a season-ending knee injury five games into it.

But the Ravens have done an admirable job up front. Their blocking has opened up holes for the NFL's second-best rushing attack (149.9 yards per game). The offensive line has also given up 30 sacks, which ranks in the middle of the NFL (15th). That number is more impressive when you consider the Ravens have faced six defenses that rank in the top eight in sacks, including the top three (Dallas, Pittsburgh and Philadelphia).

Ravens' McClain pushes full steam ahead ***Running back finds his footing, helping to carry team to playoffs***

By Kevin Van Valkenburg
The Baltimore Sun
January 9, 2009

So much of Le'Ron McClain's life is about balance. It's a word that has multiple meanings for the Ravens' second-year fullback.

In the physical sense, it is one of his greatest strengths. The 260-pound pile driver has emerged this season as the Ravens' most consistent, most effective offensive weapon.

But what most people didn't realize about McClain is that he was still figuring out a different kind of balance in his life: the delicate dance so many NFL players must learn of how to handle the dueling responsibilities of fatherhood and football.

McClain and his girlfriend had their first child, a daughter named Alexzondria, in November 2007, late in his rookie season. When he held his little girl for the first time, he had tears in his eyes. Every time he looked at her while he was back home in Alabama, it was hard to focus on working out and preparing for camp. He loved her in more ways than he could ever describe.

"She changed my life completely," McClain said. "I know that when I get up in the morning, she's right there. I was putting her first and my workouts second, and when I got to camp, I knew that had caught up with me. But I felt like I had to go through that."

There have been plenty of surprises this season for the Ravens, among them Joe Flacco, who is trying to become the first rookie quarterback to win two straight playoff games. But Flacco's steady improvement wasn't nearly as unexpected as the emergence of McClain, 24, who led the team with 902 rushing yards on 232 carries.

And when gusts of wind are knifing across the field at about 20mph tomorrow afternoon in Nashville, Tenn., you can bet that the Ravens will turn to him as they try to knock off the No. 1-seeded Titans in the AFC divisional round of the playoffs.

In 2007, McClain carried the ball just eight times, and when he showed up in training camp this season overweight and out of shape, it didn't look as if his role would change much.

Unbeknown to most people, the Ravens had big plans for McClain this season, and they were confident he could handle another kind of balance: playing the role of both tailback and fullback.



Offensive coordinator Cam Cameron called him and told him to be ready for a bigger workload, which was surprising considering McClain hadn't run the ball much since high school. In four years at the University of Alabama, McClain had just 37 carries. Even in the Crimson Tide's jumbo package, McClain was a blocker for another fullback.

"I felt like I could always do this," McClain said. "One of the other running backs, Ken Darby, and I would always joke about it. I'd be like, 'Man, I wish I could get the ball!' I went to the [Alabama] coaches and asked them to give me the ball, but they really wanted me to be a blocker."

In that respect, Willis McGahee's lingering offseason knee problems turned out to be a blessing for the Ravens. For much of training camp, McClain and Ray Rice were the only two running backs the team had, and because McClain was out of shape, he was going to get as many reps as physically possible, no matter how exhausted he was.

"It was disappointing, especially for a new coaching staff, to see him come to camp out of shape," Ravens running backs coach Wilbert Montgomery said. "But once he got going and made that commitment, that's when we saw the changes in Le'Ron. It was just down to him and [Rice]. I remember one day, the two of them took almost 200 reps in practice. When I saw, right then and there, that there was no sign of waver, that's when he became a player."

McClain can still block with the best of them, delivering that devastating blow to a linebacker to free up a teammate for a crucial yard, but the Ravens have been leaning on him significantly as a ball carrier late in the season.

In the past seven games, including the playoff victory over the Miami Dolphins, he has scored six touchdowns and averaged 21.7 carries and 86.6 yards. He was one of five Ravens named to the Pro Bowl, and his 82-yard touchdown run at Dallas finished off their biggest win of the regular season.

"He's a real good player," Titans coach Jeff Fisher said. "He pushes the pile, he's a north-south runner, he's got good vision and he's tough. That's what you need if you're going to take the approach they take with their run game. They create a lot of third-and-ones and third-and-twos, which makes it hard to get off the field."

That doesn't mean McClain is anything close to a polished product. He still drives Montgomery a little nuts with his lack of focus at times. Last week's first-half fumble against Miami was a good example. Most running backs would have read the play, seen that it wasn't working, put two hands on the ball and accepted a short loss. McClain tried to switch the ball to his left hand and stiff-arm a defender, and Miami's defense poked the ball out.

"I still get frustrated with him," Montgomery said. "Sometimes it's like talking to a jackass. He's so stubborn about things. You think you've covered everything, and you find out it's not enough. It's never enough. ... On a scale of one to 10, I'd say he's at a two right now. He's got a lot of room to improve at this given stage."

McClain isn't shy about putting in the work to get there, which he says is something he learned from his mother, Gwen McClain. She became a single parent with two kids when McClain's father died in a car accident when McClain was 6 months old.

"She was really my backbone, my hero," McClain said of his mother, who worked as a housekeeper, cleaning hotel rooms, for most of his life. "Just seeing how hard she worked for me and my older brother, that's one reason why I push myself so much now. I remember plenty of nights when she didn't eat just so we could eat."

McClain lived in Fort Wayne, Ind., through the fifth grade, and then his mother moved the family to Northport, Ala., to a neighborhood McClain still refers to as "the projects." She taught him if he really wanted something in life, he had better be willing to work for it, and so McClain's senior year at Tuscaloosa County High, he took a job at McDonald's for a few months to save enough money so that he could attend his senior prom.

"I knew my mom couldn't pay for prom, and I really wanted to go because I hadn't been my junior year," McClain said. "I worked as a cook, whipping up those double cheeseburgers."

Occasionally, when McClain drives past a McDonald's or when he visits his old neighborhood in Northport, he can step outside himself and think about the journey he has been on from past to present. He visited his old community last offseason for the first time in several years and was struck by how much it reminded him of the days when he used to dream of playing in the NFL.

"I parked and just walked around," McClain said. "I just wanted to see where I was at then, staying in the projects, places where I used to play, and talk to some of the older people who are still there, still doing the same thing."

Football, McClain understands, wasn't just a way out of the projects for him; it's also his chance to give his daughter a childhood with far more comfort and stability than his own. One of the few times he got to see her this season, when she and McClain's girlfriend traveled to Baltimore, they watched a SpongeBob SquarePants movie together.

"She loved it," McClain said. "It's about the only time she's still right now."

Alexzondria is walking now, he said. Like her father, she's learning her own delicate version of balance.

For one Raven, it hurts so good

Mason's ability to play through pain a big reason Ravens on brink of playoffs

By Ron Snyder
The Baltimore Examiner
December 24, 2008

Derrick Mason is in pain — a lot of pain.

He's in so much agony he's rarely practiced the past six weeks since separating his shoulder when he made a diving catch against Houston in early November. But the pain Mason suffered on the football field pales in comparison to what he endures when he arrives home and sees his 5-year-old son, Derrick II.



"My son runs up and hits me and wants to do so many things, but I have to tell him that dad's arm hurts," Mason said. "I think he realizes it now, but at the same time he's a boy."

Still, Mason perseveres. He made six catches -- none bigger than a 13-yard touchdown reception in the third quarter -- for 66 yards to fuel a 33-24 victory over Dallas on Saturday. Mason winced in pain with every catch and every hit, especially when he made a key fumble recovery to set up scoring catch, as the pain in his shoulder forced him to leave the field three times.

"Knowing Derrick's heart and how dedicated he is to our team and what we're trying to do right now, I knew that nothing short of him having a heart attack or having to undergo surgery could keep him off that football field [on Saturday]," center Jason Brown said.

Mason, 34, has played in 105 straight games, a streak he doesn't plan on ending on Sunday afternoon at 4:15 when the Ravens (10-5) host the Jacksonville Jaguars (5-10) at M&T Bank Stadium. But how much Mason plays likely depends on what happens in Orchard Park, N.Y., earlier in the day.

If the Buffalo Bills (7-8) defeat the New England Patriots (10-5), the Ravens would be guaranteed the sixth -- and final -- spot in the AFC playoffs, regardless of what happens against Jacksonville.

"One day my son will want to play sports," Mason said. "I can then look back and reminisce with him that your old dad played through some tough ones. That will be motivation for him for whatever he's going through. He can look back and say 'If my father can do it I can do it.'"

Mason has made a team-high 74 catches for 960 yards and five touchdowns. His season reception total is exactly twice as much Mark Clayton, who is second on the team who has 37 catches for 567 yards and three scores.

"I don't know if I've ever seen a tougher football player in 25 years of coaching," Coach John Harbaugh said. "It's a tribute to who he is as a competitor, and I'm sure he'll be out there Sunday doing whatever is necessary to help the Ravens win that football game."

Mason is ninth among active players with 784 career receptions and 9,984 yards, and no receiver in the game today --not even Terrell Owens, Randy Moss, Marvin Harrison or Issac Bruce -- can match Mason's nine straight seasons with at least 60 catches.

"Derrick Mason has an amazing drive," tight end Daniel Wilcox said. "Right now, he's playing though an extreme amount of pain every week. I don't know if you can put it into words on what he's dealing with right now because many times he's out there playing with one arm."

Mason said his shoulder is structurally sound. The pain, he said, stems from muscle spasms around the shoulder trying to compensate from the weakness caused by the injury.

"I think the shoulder is as stable as it can be right now," said Mason, adding he doesn't expect to have surgery at season's end. "It's football, so you deal with it."

Ravens' offensive line grew up in a hurry *Development keyed by line coach Matsko*

By Aaron Wilson
Carroll County Times
December 24, 2008

OWINGS MILLS -- It rapidly became an unwanted tradition during training camp for the Baltimore Ravens' offensive line to endure repetitive sequences of pass rushers barreling toward the quarterback like children being dismissed for recess.

Blocking drills often degenerated into a lost cause against a swaggering defense in the August heat of Westminster. Both starting offensive tackles, a once-unproven Jared Gaither and Adam Terry, were sidelined for the majority of the preseason with sprained ankles.

And the challenge of replacing retired All-Pro offensive tackle Jonathan Ogden was a constant topic of conversation.

Things definitely looked bleak for the youngest offensive line in the NFL.

Yet, they weren't really worried at all.

"We knew that everything was going to be all right," center Jason Brown said. "We took care of all those doubts you all might have. We knew what it was going to take and we took care of that in practice.

"People talking about the offensive line said we were a question mark, but we never thought that way. As hard as we've been working since back in March, we took care of any concerns and doubts before the season started."

Brown's assessment proved to be correct.

Gaither and Terry recovered from injuries just in time for the start of the regular season. And Gaither, a 6-foot-9, 330-pound left tackle from White Plains has emerged as a solid replacement for Ogden in just his fifth year of organized football after taking up the sport as a senior at Eleanor Roosevelt in Greenbelt.

Despite a season-ending knee injury to right guard Marshal Yanda and various injuries to Gaither (a painful sprained right shoulder that has relegated him to blocking with one arm at times), Terry (arthroscopic knee surgery) and veteran Willie Anderson (sprained ankle), the offensive line has jelled with rookie quarterback Joe Flacco only sacked 30 times and the running game ranked second in the NFL with a 149.9 rushing average.

"We're like brothers on the offensive line," Gaither said. "We've been doing this all year, having good games on the offensive line and



the running backs toting the rock. I'm extremely proud. We fought through the injuries and are pretty well and good right now."

Ravens coach John Harbaugh said that the coaching staff didn't settle on how they wanted to configure the line until June. Then, those plans were often disrupted by injuries.

Besides the players' improvement and perseverance, there has been a strong voice behind the scenes guiding the development.

It's offensive line coach John Matsko, an old-school taskmaster who has coached blocking luminaries like Tony Boselli, Willie Roaf, Will Shields, Adam Timmerman and Orlando Pace.

It has been Matsko's mixture of yelling and constructive criticism along with assistant offensive line coach Andy Moeller that has built the offensive line from a suspect group into a credible unit.

"It's just a credit to John Matsko," Harbaugh said. "It starts with John Matsko. He's got to be the best offensive line coach in the league. We kind of felt that going into the season, but to see what he's done with this group of guys sure confirms it."

The Ravens have rushed for 124 first downs for the second most in the NFL and have scored 17 touchdowns on the ground while averaging 4.0 yards per carry.

They are the only NFL team to have players with over 800, 600 and 400 rushing yards, using a committee approach with Pro Bowl fullback Le'Ron McClain (832 yards, eight touchdowns), Willis McGahee (647 yards, six touchdowns) and rookie Ray Rice (454 yards, 4.2 average) as well as a hard-nosed approach on the offensive line.

"It's their first order of business to be physical," Harbaugh said. "It's not just the running game you want to be physical. You want to be physical in pass protection, and you've got to be able to pass protect in the NFL. You can't just line up and run it 60 times and win in this league. You've got to be able to protect.

"You've got to understand protection schemes, adjustments and how people are pressuring you. The intellectual part of it, John has done a great job and our offensive linemen have picked that up very well. Especially for a young group that hasn't played together, I think we're way ahead of the curve with that."

Matsko, who regularly deflects praise and politely declines attention and interviews, tends to follow the break 'em down, build 'em back up coaching philosophy.

In film sessions, he's known for being brutally honest. He's also known for reinforcing players' confidence with heavy praise when it's deserved.

"He's a challenge," Brown said. "He has individually broken down film on each and every one of us. He knows our strengths and weaknesses. He makes us better.

"To tell you the truth, I don't know how we got him. He's the best that's out there. To have him as our offensive line coach, he has brought us up leaps and bounds in one year."

The Ravens are set up well for the future along the offensive line.

Anderson, 33, is the elder statesman of the line as a reliable four-time Pro Bowl selection.

Left offensive guard Ben Grubbs, a first-round draft pick last year, has drawn praise for his work as a mobile downfield blocker and technician adept at pulling.

Brown, an impending unrestricted free agent whom general manager Ozzie Newsome has expressed interest in re-signing, has grown into a leader and a stout, quick presence in the middle who was named to Sports Illustrated's All-Pro team a year ago.

Yanda is an aggressive, tough blocker expected to recover from three torn knee ligaments to play next season. Former second-round pick Chris Chester has been impressively lately filling in for Yanda after drawing criticism earlier this season.

And Terry is a big, athletic and versatile swing player capable of playing left or right tackle when his health cooperates.

"I think it all started with Ozzie bringing all of us in here, and bringing in the same type of guys," Gaither said. "I know he's proud and we're proud."

NFL Insider: Ravens' ailing Brigance inspiring team's run

By Jim Corbett
USA Today
November 26, 2008

OWINGS MILLS, Md. — Who is the strongest Baltimore Raven? Two-time defensive player of the year Ray Lewis?

Monstrous defensive tackle Haloti Ngata?

Not even close.

Head coach John Harbaugh says his 7-4 team's toughest man is director of player development O.J. Brigance, who can't raise his arms to shake hands, yet touches everyone from his motorized cart whether watching practice, in the locker room before and after games or advising players on their futures.

The former special teams standout is battling amyotrophic lateral sclerosis, an incurable neurodegenerative disease.

"Here is O.J. Brigance, the mightiest man in the building," Harbaugh says. "O.J. struggles to walk and he's beginning to have trouble talking. Yet everybody in this building knows he's the strongest guy in here."



Brigance, 39, says each year more than 5,000 Americans are diagnosed with Lou Gehrig's disease. But he considers himself ALS's ambassador. He teaches players the toughest life skill — the attitude one chooses when faced with the kind of news Brigance and wife, Chanda, received with his diagnosis in May 2007.

"O.J. told us he was in a battle and was going to win that battle," general manager Ozzie Newsome says. "He's winning that battle ... He's having an even bigger impact the way he's living."

Brigance played seven seasons, helping the Ravens hoist the Super Bowl XXXV Lombardi Trophy.

"O.J. was a wedge buster, the best in the league," says Harbaugh, a former Philadelphia Eagles special teams coach. "He had no fear. It's exactly how he's living."

"He's still busting wedges."

Brigance not only created his position in 2003, but was recognized as the league's best in 2005 and 2006.

"We all pray every day for the miracle cure for O.J.," Harbaugh says. "If it doesn't happen, then, the other miracle is O.J. — the power of true faith, true strength and true mightiness in how he's showing us how to live."

Brigance saved a man's life recently. "A guy in England wrote me an e-mail about how much the NFL Network story on me this spring really touched him," Brigance says.

"He lost his daughter at 15. He didn't know how he was going to live. After seeing how I've chosen to live my life in spite of ALS, he was encouraged to go on."

Brigance has raised nearly \$300,000 toward finding a cure through his website, Brigancebrigade.org.

Worried how his deteriorating body affected others, Brigance addressed the team at training camp.

"I realized that these men are having to do something no other team in the NFL is having to go through, seeing someone fighting for their life each and every day," Brigance says.

His one request?

"Do not treat me any differently."

Is he ever afraid?

"I may have broken down one time when I said, 'I may be dead by the age of 40,' " he says. "But once I got up and dried my tears ... how could I not accept the challenge I've been blessed with?"

Brigance takes delight exceeding those speed limits for his motorized cart posted by running backs coach Wilbert Montgomery — 1.9 mph for the long hallway; 1.0 leaving the cafeteria.

"I can't run fast anymore. I might as well drive fast," Brigance laughs.

It is a hearty laugh of a Raven mocking an opponent that can't touch his spirit.

"He's given us great perspective on living, or even better yet, how to die," assistant director of player development Harry Swayne says.

Brigance finds reasons to give thanks during a difficult time.

"Whenever I go to the doctor, looking around, I say, 'Man, I've got it good.'

"I've got family that loves me, an organization behind me. I get to do what I love every day. There's some who can't walk. Some can't speak. How we're choosing to deal with it is key. All we can ask is, 'How can we make life better?' "