



2019 MEDIA GUIDE

START YOUR WEEKDAY MORNINGS

WBALTV
NEWS 11
TODAY

4:30 - 7:00AM



AVA
MARIE

JASON
NEWTON

MINDY
BASARA

LACEE
GRIFFITH

WBALTV
NEWS 11



LIVE. LOCAL. LATEBREAKING.

BALTIMORE RAVENS MEDIA GUIDE

2019 RAVENS SCHEDULE

| PRESEASON | | | | | |
|----------------|----------|------------------------|-------------------------|-----------|------------|
| DAY | DATE | OPPONENT | LOCATION | TIME | TELEVISION |
| Thurs. | Aug. 8 | JACKSONVILLE JAGUARS | M&T BANK STADIUM | 7:30 p.m. | WBAL-TV |
| Thurs | Aug. 15 | GREEN BAY PACKERS | M&T BANK STADIUM | 7:30 p.m. | WBAL-TV |
| Thurs. | Aug. 22 | at Philadelphia Eagles | Lincoln Financial Field | 7:30 p.m. | WBAL-TV |
| Thurs. | Aug. 29 | at Washington Redskins | FedExField | 7:30 p.m. | WBAL-TV |
| REGULAR SEASON | | | | | |
| DAY | DATE | OPPONENT | LOCATION | TIME | TELEVISION |
| Sun. | Sept. 8 | at Miami Dolphins | Hard Rock Stadium | 1:00 p.m. | CBS (WJZ) |
| Sun. | Sept. 15 | ARIZONA CARDINALS | M&T BANK STADIUM | 1:00 p.m. | FOX (WBFF) |
| Sun. | Sept. 22 | at Kansas City Chiefs | Arrowhead Stadium | 1:00 p.m. | CBS (WJZ) |
| Sun. | Sept. 29 | CLEVELAND BROWNS | M&T BANK STADIUM | 1:00 p.m. | CBS (WJZ) |
| Sun. | Oct. 6* | at Pittsburgh Steelers | Heinz Field | 1:00 p.m. | CBS (WJZ) |
| Sun. | Oct. 13* | CINCINNATI BENGALS | M&T BANK STADIUM | 1:00 p.m. | CBS (WJZ) |
| Sun. | Oct. 20* | at Seattle Seahawks | CenturyLink Field | 4:25 p.m. | FOX (WBFF) |
| Sun. | Oct. 27 | BYE | | | |
| Sun. | Nov. 3* | NEW ENGLAND PATRIOTS | M&T BANK STADIUM | 8:20 p.m. | NBC (WBAL) |
| Sun. | Nov. 10* | at Cincinnati Bengals | Paul Brown Stadium | 1:00 p.m. | CBS (WJZ) |
| Sun. | Nov. 17* | HOUSTON TEXANS | M&T BANK STADIUM | 1:00 p.m. | CBS (WJZ) |
| Mon. | Nov. 25 | at Los Angeles Rams | L.A. Memorial Coliseum | 8:15 p.m. | ESPN |
| Sun. | Dec. 1* | SAN FRANCISCO 49ERS | M&T BANK STADIUM | 1:00 p.m. | FOX (WBFF) |
| Sun. | Dec. 8* | at Buffalo Bills | New Era Field | 1:00 p.m. | CBS (WJZ) |
| Thurs. | Dec. 12 | NEW YORK JETS | M&T BANK STADIUM | 8:20 p.m. | FOX/NFLN |
| Sun. | Dec. 22* | at Cleveland Browns | FirstEnergy Stadium | 1:00 p.m. | CBS (WJZ) |
| Sun. | Dec. 29* | PITTSBURGH STEELERS | M&T BANK STADIUM | 1:00 p.m. | CBS (WJZ) |

HOME GAMES IN CAPS • All Times Eastern

*Flexible Schedule Games; All Sunday NFL games scheduled in Weeks 5-17 are eligible to be moved to Sunday Night Football.

All Ravens games can be heard on 98Rock WIYY (97.9 FM), WBAL 1090 AM/101.5 FM, baltimore Ravens.com, in the Ravens' mobile app (when fans are in Baltimore) and on 28 regional affiliates (see page 450 for a list). This network broadcasts each game and spans three states – Maryland, Pennsylvania and Delaware – and Washington, D.C.

RAVENS FACILITIES



Under Armour Performance Center
Football Operations
1 Winning Drive
Owings Mills, MD 21117
(410) 701-4000 (Main)
(410) 701-4100 (PR Fax)



M&T Bank
STADIUM

M&T Bank Stadium
(capacity: 71,008)
1101 Russell St.
Baltimore, MD 21230
(410) 261-RAVE (7283)
Fax: (410) 468-1340



CONNECT WITH THE RAVENS

www.baltimore Ravens.com
 Ravens app: baltimore Ravens.com/app

twitter.com/ravens
 [instagram.com/ravens](https://www.instagram.com/ravens)

facebook.com/baltimore Ravens
 youtube.com/user/baltimore Ravens

BALTIMORE RAVENS PUBLIC RELATIONS

Kevin Byrne Exec. Vice President of Public & Community Relations410-701-4023. kevin.byrne@ravens.nfl.net
Chad Steele Vice President of Public Relations410-701-4152. chad.steele@ravens.nfl.net
Patrick Gleason Director of Public Relations410-701-4161. patrick.gleason@ravens.nfl.net
Tom Valente Public Relations Manager410-701-4158. tom.valente@ravens.nfl.net
Marisol Renner Sr. Publications & Public Relations Specialist410-701-4157. marisol.renner@ravens.nfl.net

TABLE OF CONTENTS

ORGANIZATION

| | |
|--|-------|
| 2019 Schedule and Team Information | 1 |
| Assistant Coaches | 27 |
| Mark Azevedo | 57 |
| Steve Bisciotti | 6 |
| O.J. Brigance | 65 |
| Kevin Byrne | 66 |
| Dick Cass | 8 |
| Coaches, All-Time | 49 |
| Community | 83 |
| David Culley | 20 |
| Eric DeCosta | 9 |
| Jon Dubé | 67 |
| Brandon Etheridge | 68 |
| Facility, Ravens Training Complex/UAPC | 1, 80 |
| John Harbaugh | 12 |
| Joe Hortiz | 54 |
| Chris Horton | 22 |
| George Kokinis | 55 |
| Don Martindale | 23 |
| Jameel McClain | 63 |
| Medical Team | 82 |
| Ron Medlin | 67 |
| Pat Moriarty | 53 |
| Ozzie Newsome | 50 |
| Vincent Newsome | 56 |
| Player Personnel Staff | 58 |
| Ravens Foundation, Inc. | 83 |
| Greg Roman | 25 |
| William Sheridan | 68 |
| Staff Directory | 3 |
| Staff, Executive | 69 |
| Staff Photos | 75 |

PLAYERS

| | |
|------------------------------|-----|
| Draft Choices | 237 |
| First-Year Players | 247 |
| Pronunciation Guide | 172 |
| Undrafted Rookie Free Agents | 249 |
| Rosters | 255 |
| Veterans | 87 |

2018 REVIEW

| | |
|----------------------------|-----|
| Game-by-Game Summaries | 269 |
| Honor Roll | 258 |
| How Ravens Were Built | 265 |
| NFL Rankings | 286 |
| NFL Standings | 287 |
| Player Honors (Milestones) | 266 |
| Player Participation | 262 |
| Pro Bowl Ravens | 258 |
| Season Trends | 258 |
| Starters, Game-by-Game | 264 |

2018 REVIEW CONTINUED

| | |
|----------------------------|-----|
| Statistics, Game-by-Game | 267 |
| Statistics, Postseason | 259 |
| Statistics, Preseason | 260 |
| Statistics, Regular Season | 257 |

HISTORY

| | |
|--|--------|
| Attendance | 331 |
| Attendance Records | 335 |
| Baltimore Football History | 292 |
| Draft Choices, All-Time | 327 |
| Draft Choices, Colleges | 330 |
| Ray Lewis (Ravens Legend & Hall of Famer) | 308 |
| Jonathan Ogden (Ravens Legend & Hall of Famer) | 307 |
| Opponents, Ravens vs. NFL | 342 |
| Overtime Games | 333 |
| Player Honors | 313 |
| Preseason Results | 334 |
| Primetime Ravens | 332 |
| Pro Bowl Ravens | 315 |
| Ravens History | 292 |
| Ed Reed (Ravens Legend & Hall of Famer) | 5, 310 |
| Regular Season & Postseason Results | 336 |
| Ring of Honor/Man of the Year | 316 |
| Roster, All-Time | 317 |
| Shutouts | 331 |
| Statistics, Cumulative, 1996-2017 | 349 |
| Super Bowl XXXV | 291 |
| Super Bowl XLVII | 289 |
| Trades, All-Time | 312 |
| Win/Loss Results | 333 |

RECORDS

| | |
|-------------------------------|-----|
| All-Time Defensive Touchdowns | 409 |
| Individual Records | 406 |
| Opponent Single-Game Bests | 427 |
| Rankings, Ravens | 403 |
| Postseason, Individual | 428 |
| Postseason, Team | 437 |
| Team Records | 420 |

GAMEDAY

| | |
|------------------------------------|-----|
| Amenities, M&T Bank Stadium | 444 |
| Entertainment | 445 |
| Honor Rows | 446 |
| LEED Environmental Award | 448 |
| M&T Bank Stadium | 441 |
| NFL Important Dates, 2019-20 | 455 |
| NFL Schedule, 2019 | 452 |
| Ravens Radio Network/Affiliates | 450 |
| Stadium Seating Chart | 449 |
| Statues, Ray Lewis & Johnny Unitas | 444 |
| Television Programming | 451 |
| Touchdown For Teachers | 447 |

MEDIA GUIDE ACKNOWLEDGEMENTS

The 2019 Baltimore Ravens Media Guide was prepared by the team's public relations department. An electronic version of the guide is available in the press room on [baltimoreravens.com](http://www.baltimoreravens.com) or at this direct url: <http://www.baltimoreravens.com/news/press-room/>. We extend a special thank you to past staff members of the Ravens' PR department who have contributed to the publication of the media guide since 1996.

Executive Editor: Marisol Renner

Editors/Writers: Patrick Gleason, Tom Valente & Claire Kramer **Art Directors:** Ken Lisse & Nick Prevas

Contributors: Kevin Byrne, Megan Boyle, Heather Darney, Sarah Hampton, Chad Steele, Kelly Tallant

Photographers: Phil Hoffmann, Shawn Hubbard, Joey Pulone, Sid Keiser, Paul Spinelli, AP Images

The 2019 Baltimore Ravens Media Guide was printed by Schmitz Press in Sparks, MD. www.schmitzpress.com

Copyright © 2019 Baltimore Ravens

2019 STAFF DIRECTORY

EXECUTIVE

Stephen J. Bisciotti Owner
 Richard W. Cass President
 Lisa Dixon Sr. Dir. of Special Events/Special Asst. to the Owner & President
 Ron Shapiro Special Advisor to the Owner

LEGAL

Brandon Etheridge General Counsel
 Kristin Stortini Assistant General Counsel
 Jessica Markison Director of Compliance

ADMINISTRATION

Jeff Goering Sr. Vice President/Chief Financial Officer
 Jim Coller Vice President of Finance
 Reba Koppelman Senior Director of Finance
 Dana Cline Senior Payables Manager
 Liz McCroskey Accounting Manager
 Kelly Lekas Receptionist
 Valarie Wideman Receptionist

HUMAN RESOURCES

Elizabeth Mearman Vice President of Human Resources
 Julie Tambussi Director of Human Resources
 Jillian Black Payroll Manager
 Patti Holtery Senior Payroll Specialist
 Lindsay Pinckney Human Resources Coordinator

INFORMATION TECHNOLOGY

Bill Jankowski Vice President of Information Technology
 Nick Fusee Vice President of Networking & Hardware
 Jeremy Parks Senior Database Architect
 Evan Woodard Information Technology Security Manager
 Kevin Boyle Information Technology Coordinator

PUBLIC & COMMUNITY RELATIONS

Kevin Byrne Exec. Vice President - Public & Community Relations
 Chad Steele Vice President of Public Relations
 Heather Darney Sr. Dir. of Comm. Relations/Exec. Dir., Ravens Foundation
 Patrick Gleason Director of Public Relations
 Kelly Tallant Community Relations Manager
 Tom Valente Public Relations Manager
 Keenan Harrell Community Relations Coordinator
 Marisol Renner Sr. Publications & Public Relations Specialist

OPERATIONS, TEAM SERVICES, SECURITY AND FIELDS & GROUNDS

OPERATIONS

Bob Eller Sr. Vice President of Operations
 Joan Fennekoh Senior Director of Team Travel
 Keith Mathews Director of Facilities Maintenance
 Matt Klug Facilities Maintenance Manager
 Marlon McLean Facilities Assistant
 David Ghostlaw Team Operations Coordinator

TEAM SERVICES

Bud Reinecke Senior Manager of Team Services
 Jerry Bolling Assistant Manager of Team Services
 Avon Bryant Assistant Manager of Team Services
 Denny Brothers Team Services Assistant
 James Howard Team Services Assistant

Team Services Assistants

| | | | |
|---------------|----------------|------------------|--------------|
| Dan Bollinger | Denard Davis | Ken Johnson | Frank Thomas |
| David Camak | Louis Dixon | Kirsten Koenig | Adam Webster |
| Bobby Chesney | James Fulton | Charles Nickoles | Jawan Yancey |
| Tom Curtis | Jerome Gilmore | John Swann | |

SECURITY

Darren Sanders Vice President of Security
 Craig Singleterry Senior Security Manager
 Rodney Allen Security
 Frank Fornoff Security
 Jesse Oden Security

FIELDS & GROUNDS

Don Follett Head Groundskeeper/Sr. Director of Fields & Grounds
 Bryan Filkins Sr. Manager/Asst. Head Groundskeeper/Equipment Asst.
 Sean Kauffman Sr. Manager/Assistant Head Groundskeeper
 P.J. Petel Field & Grounds Supervisor/Equipment Assistant
 Will Ranney Groundskeeper/Equipment Assistant
 Sean Kane Groundskeeper
 Jarod Knopp Groundskeeper
 Justin Syharath Groundskeeper
 Billy Stewart Grounds Assistant

BUSINESS VENTURES

CORPORATE SALES & BUSINESS DEVELOPMENT

Kevin Rochlitz Sr. Vice President/Chief Sales Officer
 Aaron Cline Senior Director of Corporate Sales & Suites
 Dan Condon Director of Sales
 Trey Bennett Senior Manager, Corporate Sales
 Chris Wack Manager, Corporate Sales
 Ryan Burns Manager, Corporate Sales & Suites
 Michael Wynne Account Executive

CLIENT SERVICES

Kate Kasabula Senior Director, Client Services
 Cindy Bauman Senior Manager, Media & Client Services
 Molly Sjurson Client Services Manager
 Matt Kempel Client Services Coordinator
 Jillian Magnotta Client Services Coordinator
 Mattie Wood Client Services Representative

SUITE SALES & SERVICE

Theresa Abato Vice President of Suite Sales & Service
 Josh Hartman Director, Suite Strategies & Operations
 Hayward Caswell Manager, Suite Services & Operations

MARKETING

Brad Downs Vice President of Marketing
 Kim Ferguson Director, Activation & Fan Development
 Ilsa Marden Director, Events & Game Entertainment
 Ken Lisse Senior Designer
 Laura Humphreys Senior Manager, Marketing & Activation
 Katie Bollinger Manager, Marketing & Fan Development
 Deandra Duggans Manager, Advertising & Branding
 Matt Little Manager, Marketing & Football Outreach
 Nick Prevas Graphic Design Manager
 Rob Tune Manager, Entertainment & Events
 Anneliese Bruce Graphic Designer
 Jordyn Johnson Coordinator, Events & Entertainment
 Tory Nymick Marketing Communications Coordinator
 Adam Rudel Coordinator, Marketing & Football Outreach
 Brandon Williams Mascot Coordinator
 Tina Galdieri Cheer Coordinator
 John Ziemann Marching Ravens President

TICKET SALES & OPERATIONS

Baker Koppelman Sr. Vice President of Ticket Sales & Operations
 Dennis Fryer Ticket Sales & Hospitality Director
 Adam Mazalewski Ticket Operations Director
 T.J. a'Becket Ticket Operations & Distribution Senior Manager
 Whitney Fox Customer Service & Club Level Manager
 Ciara Kavanagh Ticket Programs Manager
 Adam Blenckstone Ticket Sales Representative
 Corey Chwazik Ticket Sales Representative
 Lucas Grabbe Ticket Sales Representative
 Eric Hubbs Ticket Sales & Hospitality Coordinator
 Raven Jones Ticket Programs Coordinator
 Elli Peltonen Customer Service & ADA Seating Coordinator
 Gwen Sieck Ticket Sales Representative

RETAIL

Chris Inouye Senior Director of Retail
 Megan Malek Retail Senior Manager

2019 STAFF DIRECTORY

BUSINESS VENTURES CONT'D

RAVENS MEDIA

Michelle Andres Sr. Vice President of Ravens Media
 Jay O'Brien Vice President, Broadcasting & Gameday Productions
 Matt Brevet Director of Production
 Eddie Coughlan Director of Photography
 Garrett Downing Social Media Director/Digital Host
 Steve Groff Director of Broadcast Technical Operations
 Dave Lang Director of Digital Media
 Ryan Mink Editorial Director
 Cody Williams Director of Business Intelligence & Digital Sponsorship
 Phil Cunningham Producer
 Jessie Knaak Producer
 Cliff Brown Staff Writer
 John Eisenberg Columnist
 Erin Herbert Digital Media Manager
 Nick Modisett Cinematographer
 Brent Airey Motion Graphics Designer
 Cassie Calvert Social Media Coordinator
 Andrew Cohen Business Analyst
 Jack Dana Broadcasting Media Coordinator
 Dave Heringer Social Media Graphic Designer
 Brittany Jorge Motion Graphics Designer
 Josh Katz Business Analyst
 Jeff Atkinson Cinematographer
 Mark Mariaca Audio Engineer
 Phil Hoffmann Team Photographer
 Shawn Hubbard Team Photographer
 Joey Pulone Team Photographer

COACHING

John Harbaugh Head Coach
 Megan McLaughlin Football Information Manager
 Dan Parsons Assistant to the Head Coach
 David Culley Assistant Head Coach/Pass Coordinator/WRs
 Chris Horton Special Teams Coach
 Don Martindale Defensive Coordinator
 Greg Roman Offensive Coordinator
 Richard Angulo Assistant Offensive Line Coach
 Andy Bischoff Assistant Tight Ends Coach
 Randy Brown Assistant Special Teams Coach
 Joe Cullen Defensive Line Coach
 Joe D'Alessandris Offensive Line Coach
 Bobby Engram Tight Ends Coach
 Chris Hewitt Defensive Backs Coach
 Sterling Lucas Defensive Assistant/LBs
 Mike Macdonald Linebackers Coach
 Jesse Minter Assistant Defensive Backs Coach
 Jerry Rosburg Consultant
 Steve Saunders Head Strength & Conditioning Coach
 James Urban Quarterbacks Coach
 Craig Ver Steeg Senior Assistant/RBs
 Anthony Watson Assistant Strength & Conditioning Coach
 Matt Weiss Running Backs Coach
 T.J. Weist Assistant Special Teams Coach
 Drew Wilkins Assistant Defensive Line Coach & OLBs

ANALYTICS DEPARTMENT

Scott Cohen Director of Football Research
 Brian Duker Coaching Analyst - Defense
 Scott Elliott Coaching Analyst - Performance
 Brian Ellis Coaching Analyst - Performance
 Zach Orr Coaching Analyst
 Sam Rosengarten Coaching Analyst - Performance
 Ron Shrift Coaching Analyst - Performance
 Daniel Stern Football Analyst
 Travis Switzer Coaching Analyst - Offense

PLAYER PERSONNEL

Eric DeCosta Executive Vice President & General Manager
 Ozzie Newsome Executive Vice President
 Pat Moriarty Sr. Vice President of Football Operations
 Joe Hortiz Director of Player Personnel
 George Kokinis Director of Player Personnel
 Vincent Newsome Sr. Player Personnel Executive
 Nick Matteo Director of Football Administration
 David McDonald Director of Research & Development
 Mark Azevedo Player Personnel Coordinator
 Brandon Berning Midwest/Southwest Area Scout
 David Blackburn West Area Scout
 Joey Cleary Northeast Scout
 Dwaune Jones Midwest Area Scout
 Andrew Raphael Southeast Area Scout
 Bobby Vega East Area Scout
 Kevin Weidl Southeast/Southwest Area Scout
 Lonnie Young West Area Scout
 Corey Frazier Pro Scout
 Patrick Williams College Scout
 Corey Krawiec Manager, Player Evaluation & Analytics
 Houegnon "Q" Attenoukon Player Personnel Assistant
 Patrick McDonough Player Personnel Assistant
 Chas Stallard Player Personnel Assistant
 Jenn Werner Executive Assistant to the EVP & GM
 Maggie Domanowski Administrative Assistant to Player Personnel
 Jameel McClain Director of Player Engagement
 Sarah Snyder Director of Sports Nutrition
 Sarah Mallepalle Player Personnel Analyst
 Johnny Shelton Team Chaplain
 Derrick Yam Quantitative Analyst
 O.J. Brigance Senior Advisor to Player Engagement

TRAINING & MEDICAL

Ron Medlin Head Certified Athletic Trainer
 Kevin Domboski Assistant Certified Athletic Trainer
 Michael Blankenship Asst. Certified Athletic Trainer/Physical Therapist
 Collin Francis Assistant Certified Athletic Trainer
 Chris Marroquin Assistant Athletic Trainer/Physical Therapist
 Mike Thomas Assistant Athletic Trainer/Physical Therapist
 Kim Niggel Medical Services Assistant

EQUIPMENT

William Sheridan Equipment Manager
 Kenico Hines Assistant Equipment Manager
 Tom Wood Assistant Equipment Manager
 Michele Geiman Seamstress
 Kathy Resnik Seamstress
 Natalie Shaffer Seamstress
 Annette Tennant Seamstress

FOOTBALL VIDEO

Jon Dubé Vice President of Football Video Operations
 Mark Bienvenu Senior Director of Football Video Operations
 Collin Ferguson Football Video Operations Senior Manager
 Kevin Wilkins Football Video Operations Coordinator

STADIUM OPERATIONS & GUEST EXPERIENCE

STADIUM OPERATIONS

Roy Sommerhof Sr. Vice President of Stadium Operations
 John Cline Director of Event Operations
 Jobie Waldt Director of Stadium Operations
 Evan Cohen Stadium Operations Manager

GUEST EXPERIENCE

Rich Tamayo Director of Guest Experience
 Colleen Helak Guest Experience Manager
 Moe Shoots Guest Experience Coordinator

ED REED: 2019 HALL OF FAME INDUCTEE



SUPER BOWL XLVII CHAMPION
'04 DEFENSIVE PLAYER OF THE YEAR
9X PRO BOWLER
6X PFWA ALL-NFL TEAM
5X AP FIRST-TEAM ALL-PRO

CAREER SNAPSHOT

- Reed's 64 career INTs rank seventh in NFL history, while his 1,590 INT return yards stand No. 1.
- Produced a Ravens' franchise-record 61 INTs for 1,541 return yards and 7 TDs.
- Holds the record for the two longest INT returns in NFL history: 107-yard TD (vs. Phi. 11/23/08) & 106-yard TD (vs. Cle. 11/7/04).
- Reed's career INT return yard average of 24.8 yards ranks No. 2 in NFL history (min. 30 INTs). (Hall of Famer Deion Sanders is first at 25.1.)
- Scored 14 TDs in his career (including playoffs) and became the first player in NFL history to score return TDs off a punt, blocked punt, INT and fumble recovery. (Ronde Barber is the second.)
- Posted 9 regular season defensive TDs during his Baltimore career, the most in Ravens franchise history. (His 7 INT-TDs also rank first.)

20 SAFETY ED REED

12 NFL SEASONS
64 REGULAR SEASON INTs
NFL-RECORD 1,590 INT RETURN YARDS
NFL-RECORD 9 PLAYOFF INTs (TIED)
14 TOTAL TOUCHDOWNS

"You're always aware of where Ed is. Every time you break the huddle, that's who you're looking at."

– Patriots QB Tom Brady, who would write on his play-call wristband:

"Find 20 on Every Play"



"All hail Ed Reed. End of story – defensive player of the decade."

– 14-Year NFL DE Trevor Pryce

- Tallied 12 multi-INT games (13 including playoffs), tied for the most in the Super Bowl Era (since 1966).
- Owns 9 career postseason INTs, tying an NFL playoff record (Charlie Waters, Bill Simpson & Ronnie Lott).
- Blocked 4 punts in his career, returning 3 for TDs (ties an NFL record).
- Played with Baltimore (2002-12), Houston (2013) & the NY Jets (2013), finishing his career with 699 total tackles, 6 sacks, 154 passes defensed, 12 forced fumbles and 10 fumble recoveries.

"He's not just the best safety in the NFL; he's the best defensive player. You can see he really studies the game. He doesn't just walk out there and play. He waits for his opportunity to make the play. When you think he's not going to make the play, that's when he gets you." – Herm Edwards



STEVE BISCIOTTI

OWNER

COLLEGE: SALISBURY STATE UNIVERSITY

BORN: 4/10/60, PHILADELPHIA, PA

EXP (NFL/RAVENS): 20/20



Steve Bisciotti wants consistency. His goal is to have the Ravens in the playoff hunt every season, avoiding dips that plague some franchises.

The Ravens are one of only six teams (New England – 10, Green Bay – 8, Baltimore – 7, Indianapolis – 7, Pittsburgh – 7 and Seattle – 7) to earn at least seven postseason berths in the last 11 years (2008-18), with Baltimore winning at least one game in six of those seven playoff campaigns. Additionally, during this span, the Ravens have compiled the second-most postseason victories (10, with New England at 16).

Baltimore has also captured playoff berths in eight of the last 13 years, and during John Harbaugh’s tenure, has advanced to three AFC Championship games (2012, 2011 and 2008.)

“We’re proud of what we’re giving to Baltimore,” Bisciotti says. “You have to make the playoffs to have the opportunity to compete for championships, and championships are our goal. We want to be a consistent winner that avoids big lulls and not being in the playoffs for any length of time.”

Under Bisciotti, the Ravens have joined an elite group: They are one of 12 NFL teams with multiple Super Bowl victories. Eight franchises have won one title. Eight others have earned a berth in the game and lost, while four teams have never advanced to the Super Bowl. More importantly, with the Super Bowl XLVII Championship, the Ravens (two) joined the Patriots (six) and the Giants and Steelers (two each) as the only teams that have won more than one NFL title since the turn of the century in 2000.

The passionate Bisciotti, who at 59 is the third-youngest owner in the NFL (Kansas City’s Clark Hunt, 54 and Washington’s Daniel Snyder, 54), bought a minority interest in the Ravens from Art Modell in 2000, completing the purchase of the franchise on April 9, 2004. Steve’s initial investment to the team provided funds to secure free agents for the 2000 Super Bowl XXXV Championship team. Today, his influence in the NFL continues to rise. He served for several years on two important ownership committees: Broadcast and Digital Media.

When Bisciotti, now in his 20th year as an owner of the Ravens, hired Harbaugh as the team’s head coach in January of 2008, some eyebrows were raised. Harbaugh had never been a head coach at any level. In fact, he had not been an offensive or defensive coordinator in the NFL. It was obviously the right choice. Along with the Super Bowl XLVII victory during the 2012 season, Baltimore advanced to the playoffs in its first five years with Harbaugh, who is the only modern-day (since 1970) head coach to win a playoff game in each of his first four and five seasons. He is also the only head coach in NFL history to win a playoff game in six of the first seven seasons of a coaching career.

“We all saw something in John. And, you have to be willing to separate yourself from the masses – take some chances – to achieve great success,” Bisciotti says. “There’s probably a little bit more perception that we took a risk with John. We don’t think we did.”

Since taking over as the Ravens’ full owner, Bisciotti’s teams have earned the playoffs a total of eight times, including the

QUOTE THE RAVEN: STEVE BISCIOTTI



“My responsibilities are not only to my family and the people who work for the Ravens. There are over a million stakeholders in the Baltimore area who we have an obligation to. They’re the fans who invest more than three hours on Sunday to watch, listen to or attend our games. That’s a big difference from owning a non-sports company.”

– Steve Bisciotti on owning the Ravens

“What really strikes me about Steve is his loyalty to the friends he’s had forever. A lot of people, when they become very successful like Steve, they move on. His friends are the same ones he grew up with. That’s one of his strengths.”

– Longtime Maryland basketball coach Gary Williams on Steve Bisciotti

“[Steve] is a great leader. The players love him. They love when he’s around. He’s an inspiration to all of our guys, to me, to this organization. He sets the tone here. It’s a great organization because of his vision.”

– John Harbaugh on Steve Bisciotti

STEVE BISCIOTTI

SUPER BOWL SUCCESS

MOST SUPER BOWL TITLES SINCE 2000 SEASON

| Titles | Team | Seasons |
|--------|-------------------------|-------------------------------|
| 6 | New England Patriots | 2001, '03, '04, '14, '16, '18 |
| 2 | Baltimore Ravens | 2000, 2012 |
| 2 | New York Giants | 2007, 2011 |
| 2 | Pittsburgh Steelers | 2005, 2008 |

AFC's No. 2 seed in 2006 with a franchise-record 13-3 mark. His 2004 (9-7), 2013 (8-8) and 2017 (9-7) teams missed the playoffs by just one game. Baltimore has also captured four AFC North division titles – including the 2018 crown – under his leadership.

Born in Philadelphia on April 10, 1960, Bisciotti moved with his family to Baltimore (Severna Park) in March of 1961 when Steve, the youngest of three children, was 11 months old. His father, Bernard, took the children to Orioles and Colts games. Sadly, Bernard died of leukemia when Steve was 8. His mother, Patricia, a huge Ravens fan, then raised the children.

After graduating from Salisbury (MD) State University in 1982 with a degree in liberal arts, Bisciotti worked in the temporary help industry. In 1983 (at age 23), he started Aerotek with his cousin, Jim Davis. They offered aerospace and technology companies access to skilled temporary employees.

Aerotek grew into the Allegis Group, which currently is the largest staffing firm in the United States and the largest privately-held talent management firm in the world. The company – which is headquartered just outside Baltimore and has offices throughout North America, Europe, the Middle East, Africa and Asia Pacific – has over 15,000 internal employees and over 130,000 high-end contract workers. Allegis Group places employees in positions from engineers, to cable installers, to computer programmers, to marketing specialists.

Before purchasing the Ravens, Bisciotti's business success was not well known to the general public on a national level, or even notable in the Baltimore area, where he and his partners kept a low profile. "I'm OK if I'm one of the least known owners in pro sports," Bisciotti says.

Steve, an energetic visionary, is quietly dedicated to a number of important causes and projects, some associated with his deep Catholic faith. He is a board member for Catholic Charities. Most of Bisciotti's extensive charity work and generous giving are done without public notice.

Bisciotti enjoys golfing and boating. He and his wife, Renee (Foote), are the parents of two sons: Jason and Jack, both of whom reside with their families in the Baltimore area.

(Bisciotti is pronounced: bih-SHAH-tee.)

PRAISE FOR BISCIOTTI

CBS Sports on Steve Bisciotti: "Steve Bisciotti doesn't make himself a huge part of the story, but the decision to hire coach John Harbaugh in 2008 has worked out pretty well. According to *Forbes*, the team has doubled in worth since Bisciotti became owner, but he also understands how to raise morale."

Sports Illustrated on Bisciotti: "Bisciotti has become beloved in Baltimore as the local kid who made good and has turned the Ravens into one of the best-managed franchises in the NFL. He has become the epitome of the young, engaged owner who goes about his business the right way and puts a perennial winner on the field."

Business Review USA magazine ranked Bisciotti No. 10 among all U.S. professional sports franchise owners. Three other NFL owners made the Top 10: 1) Stanley Kroenke, Rams (Kroenke also owns the Denver Nuggets and Colorado Avalanche); 3) Robert Kraft, Patriots and 6) Jeffrey Lurie, Eagles. (February, 2012)



QUOTE THE RAVEN: STEVE BISCIOTTI

"I remember going to a couple of Colts games every season with my dad or mom and brother (Mike) and sister (Cathy Thomas). We were on the 10-yard line, lower deck. We'd go to O's games, too. My favorite player was Paul Blair, because my brother already claimed Brooks Robinson and would not let me take the same guy. We'd also go to Westminster for Colts training camp. We have pictures with various players, and I have one with me wearing Johnny Unitas' helmet. I would always ask the Colts players if I could wear their helmets."

– Steve Bisciotti

At left: A young Steve Bisciotti with the late Johnny Unitas at Colts training camp.



DICK CASS

PRESIDENT

COLLEGE: PRINCETON / YALE LAW SCHOOL

BORN: 1/13/46, WASHINGTON, D.C.

EXP. (NFL/RAVENS): 16/16



DICK CASS is in his 16th year as president of the Ravens, overseeing every area of the organization, including player and staff personnel, the coaching team, corporate sales, communications and business ventures. In addition to his tenure with the Ravens, Cass has served as counsel to a number of NFL owners, including the Washington Redskins and the Dallas Cowboys, as well as the NFL Office.

“Dick has had involvement with every aspect of an NFL team,” Ravens owner Steve Bisciotti said. “His legal expertise, his working knowledge of the business, his relationships at the league office, and the respect he has earned around the league are significant assets for the franchise.”

2004-19: (with Baltimore) 2018: Spearheaded by Cass, the Ravens franchise and its players donated \$500,000 to 11 different Baltimore-area organizations through the team’s Social Justice Program...Cass, players and several Ravens executives also met with Maryland senator Ben Cardin to discuss criminal-justice reform. **2017:** Led by Cass, the Ravens announced a three-year, approximately \$120 million self-funded investment to enhance the fan experience at M&T Bank Stadium...Improvements included new 4K ultra-high definition video displays, escalators and elevators to the upper deck, a new sound system, upgraded kitchen facilities and club level enhancements...Ravens also launched a \$45 million construction project to upgrade their Owings Mills training facility (the Under Armour Performance Center). **2014:** Baltimore reached the playoffs for the sixth time in seven seasons...Ravens completed a two-year, \$35 million upgrade at M&T Bank Stadium...The team added 10 years to its stadium naming rights agreement and partnership with M&T Bank. **2013:** *ESPN The Magazine’s* “Ultimate Standings” ranked the Ravens as America’s 10th-best U.S. pro sports franchise (second best in the NFL). **2012:** The Ravens defeated San Francisco, 34-31, in Super Bowl XLVII, capturing the franchise’s second Lombardi Trophy. **2009:** A regional business group awarded Cass its Regional Visionary Award for setting a high standard for community service in Baltimore. **2008:** Helped guide a committee of eight to interview and select head coach John Harbaugh. **2007:** Even though Baltimore was the country’s then-27th-largest TV market, the Ravens ranked in the NFL’s top tier in total revenue...*Forbes Magazine* recognized the Ravens as having the NFL’s second-fastest growing brand over the past three years...Cass keyed fundraising efforts for the \$100,000 renovation of Collington Square School’s playground. **2006:** Saluted by former NFL commissioner Paul Tagliabue for input to the revenue-sharing plan of the NFL Collective Bargaining Agreement...Initiated fundraising after Hurricane Katrina, resulting in \$1.2 million donated from the Ravens...Though dismissed by Cass, was mentioned prominently by media as a possible successor to Tagliabue...Instrumental in raising \$1.2 million to refurbish Baltimore Polytechnic Institute’s football stadium, allowing all 18 Baltimore City public high schools to play at least two games per season at the venue. **2004:** Was named team president in April, becoming Steve Bisciotti’s first hire as new owner of the Ravens...Brought a wealth of business knowledge, legal and negotiating expertise to the club...

Orchestrated a midseason move to the team’s new facility in Owings Mills, coupling football operations and corporate into one complex.

1972-2003: (with Wilmer, Cutler & Pickering) Was a partner of the D.C.-based law firm of Wilmer, Cutler & Pickering for 31 years... Was chairman of the firm’s Business Transactions Section and a member of its Management Committee...Had a general corporate and securities practice, representing companies and entrepreneurs in complex corporate partnership and securities transactions. **2003:** Counsel to the Independent Commission of the US Olympics Committee. **2002:** Was counsel to the owner of the NBA’s Charlotte Hornets in the team’s relocation to New Orleans. **2000:** Represented Steve Bisciotti in the purchase of the Ravens from the Modell family. **1999:** Represented the estate of Jack Kent Cooke in the sale of the Redskins to Daniel Snyder. **1992-93:** Retained by the NFL as an advisor pursuant to the Collective Bargaining Agreement with players. **1980s:** Represented Cowboys owner Jerry Jones in the acquisition of the team and Texas Stadium, advising him on a variety of matters, including sponsorship contracts, the Collective Bargaining Agreement and salary cap, NFL broadcast arrangements, NFL Internet policies, stadium financing, estate planning, local broadcast partnerships and the NFL substance abuse programs. **1979:** Promoted to partner of Wilmer, Cutler & Pickering law firm. **1972:** Served his first year as a member of WCP.

COLLEGE: Graduated Phi Beta Kappa from Princeton in 1968...A knee injury, coupled with surgery, kept him from athletics his first two years...Played rugby as a junior and senior...Graduated from Yale Law School in 1971.

PERSONAL: Clerked for a federal judge in Connecticut for a year before joining WCP, a firm with global offices...Father was an officer in the Coast Guard...As a child, Dick moved around the country with his parents, making stops in Virginia, Maryland, Michigan, California, Washington, D.C., Florida and Massachusetts...Graduated from Mercersburg (PA) Academy, where he was student body president and captain of the football, basketball and baseball teams...He serves on boards for the Greater Baltimore Committee, Kennedy Krieger Institute and Baltimore Community Foundation...He has served on the boards of trustees for both Princeton and Mercersburg Academy...In 2006, Dick donated a kidney to a close friend...Dick’s wife, Heather, owns an architecture firm, Cass and Associates...She is also a graduate of Yale (School of Architecture) and is a Fellow of the American Institute of Architects...Their daughter, Courtney, is a Columbia graduate who taught in New York City public schools for three years and has since earned a law degree from the University of Virginia...She is currently the executive director of Teach for America Baltimore and has two sons, with her husband, Ryland Sumner...Dick and Heather’s son, Willy, is a graduate of Yale University (biomedical engineering, 2008) and the University of Maryland Medical School (2015)...Willy lives with his wife, Madelaine, in New York City, where he is doing his residency at the Weill Cornell Medical Center (focus on general surgery).



ERIC DeCOSTA

EXECUTIVE VICE PRESIDENT & GENERAL MANAGER

COLLEGE: COLBY

BORN: 4/10/71, TAUNTON, MA

EXP. (NFL/RAVENS): 24/24



ERIC DeCOSTA's loyalty, love and pride for the Baltimore Ravens are unmatched. A pillar of the organization's well-laid foundation, DeCosta has been with the franchise since Day One, first beginning as an intern during the inaugural 1996 season and then ascending to the personnel department's chief decision-maker in 2019.

Prior to being named executive vice president and general manager this past January – succeeding the legendary Ozzie Newsome – DeCosta, 48, received GM interview offers annually from multiple teams in recent years.

However, he never seriously considered leaving Baltimore. Simply put, Eric's respect for – and thorough understanding of – the Ravens' culture aligned perfectly with his pursuit of a dream job.

"I'm the kind of person who appreciates people who stick with things," DeCosta admits. "Even when I think about athletes I've admired, people I've admired, they've had long tenures in different places. But I love this community. My family is from this community. I love the people I work with day to day. Anyone who knows me knows that."

In 2007, Ravens owner Steve Bisciotti first approached DeCosta about becoming general manager one day. Years later, they decided Eric would continue to serve as Newsome's top lieutenant through 2018, helping groom him for the GM role and setting up a seamless transition.

"Did I have chances [to leave]? Yes," DeCosta shares. "Did I have a lot? Yes. Did I ever really consider it? Not really, because every time I'd go to bed thinking that maybe I would consider something, I'd wake up and say, 'What are you, crazy? You know you're going to have the job someday that you've dreamed about, so just wait and make it perfect.'"

From an outside perspective, the imminent ascension might have spawned challenges in DeCosta's relationship with Newsome. That was never the case, however,

"If you know the person, you know what is important to him. It's very admirable for him to stay [in Baltimore] and see it out. Here is a guy who could've left for any job over the last 10 years. To climb that ladder is very unique. It shows his character and what he's made of."

– Jaguars GM David Caldwell

because the duo has always had a remarkable connection – one that forged a rare professional partnership and an extraordinary friendship.

"Ozzie basically took a 25-year-old kid who had no experience in the NFL, who was so different from him, and gave me a chance and accepted me," DeCosta says fondly. "He and I have always been very different in a lot of ways, but so aligned. It's a special relationship in my life. I've learned a lot of football, but honestly, just a lot more about being a good person."

A graduate of the Ravens' "20/20 Club," which includes members of the personnel staff who started with the team as young assistants and grew into evaluators with more input, DeCosta quickly moved up the ranks. He was first a personnel intern (1996), then area scout (1997-2002), then director of college scouting (2003-08), then director of player personnel (2009-11) and most recently assistant GM (2012-18).

It became evident early in DeCosta's tenure that he was destined for NFL success. Brimming with passion, resourcefulness, a relentless attitude and an advanced aptitude, he quickly earned his co-workers' respect.

"When Ray Lewis walked into camp his first day, he never really was truly a rookie," Ravens EVP of football operations Pat Moriarty recalls. "He was Ray Lewis, our starting linebacker. [That same year of 1996], I think Eric was never 'Eric the Intern.' He was more than a scout."

Growing up in Taunton, MA, DeCosta set his sights on becoming an NFL GM from the age of 6. His interest first piqued in 1978,

DeCOSTA'S RAVENS JOURNEY

- **2019:** EVP & GM, **2012-18:** Asst. GM, **2009-11:** Dir. of Player Personnel, **2003-08:** Dir. of College Scouting, **1998-2002:** Midwest Area Scout, **1997:** Area Scout, **1996:** Personnel Intern
- Assistant General Manager for Ravens' 2012 Super Bowl XLVII Title
- Midwest Area Scout for Ravens' 2000 Super Bowl XXXV Title
- Ravens drafted 12 Pro Bowlers during DeCosta's tenure of being Director of College Scouting through Assistant General Manager (2003-18): OLB Terrell Suggs, DT Haloti Ngata, P Sam Koch, G Ben Grubbs, G Marshal Yanda, FB Le'Ron McClain, RB Ray Rice, LS Morgan Cox (RFA), K Justin Tucker (RFA), DT Brandon Williams, FB Kyle Juszczyk & LB C.J. Mosley



Ravens owner Steve Bisciotti (left) named Eric DeCosta the Ravens' new EVP & GM in 2019.

ERIC DECOSTA

when, contrary to many of his friends who were Patriots and Broncos fans, he began to follow the Cowboys.

"I was fascinated by the Cowboys and Tom Landry, Gil Brandt, Tex Schramm – the whole notion of scouting and building a football team," DeCosta states. "Doing things differently than all the other teams did back then really appealed to me."

Throughout much of his upbringing, Eric would study the NFL – particularly the draft – in a detailed manner that continuously amazed friends and family members.

His passion for the game of football was also quite evident on the field. Though, admittedly, he was never the biggest, fastest, smartest or most talented athlete, DeCosta was undoubtedly the hardest worker – someone always seeking ways to make himself better and gain a competitive edge.

While attending Colby College in Maine, the undersized linebacker went on to become a three-year captain and starter. He knew every assignment on the gridiron, holding himself to the highest of standards, all while inspiring teammates to reach new levels.

After graduating from Colby in 1992, DeCosta took part in a graduate coaching fellowship for the football team at Trinity University, where he would also earn a master's in English. But as time passed, he became uncertain about where a coaching path would lead. Looking to maximize his options, Eric applied to law school and prepared to pursue a new career, rather than cling to his football passion.

However, a chance encounter reinvigorated DeCosta's football pursuits in 1995, when he met someone who had completed an internship with the Washington Redskins. Upon learning of such NFL opportunities, Eric immediately sent resumes and letters to all 32 clubs. In response, he received rejection notices from all but one team – the Redskins – which hired him to serve as a training camp intern.

Thanks to that experience, DeCosta had finally – and successfully – broken into the NFL. The following year (1996), he landed the Ravens' personnel internship during their first-ever season. Coincidentally, he accepted Baltimore's offer the same day he learned that he had been placed on the University of Connecticut Law School waitlist.

"I was willing to take a chance," DeCosta affirms, "because I knew that once I got to Baltimore, I'd do everything to make the most of my opportunity."

The rest, as they say, is history – something bolstered by loyalty, love and pride from a man who helped build an organization, just as much as the organization built him.

"He's an outside-the-box thinker, but his football beliefs are based on substance, history and collected wisdom. He can see the unintended consequences that come with certain big decisions. He'll push the envelope to make sure we're covering all possibilities."

– Ravens EVP Ozzie Newsome on Eric DeCosta

"I think the perfect word is seamless. He's had the experience of watching how Ozzie [Newsome] takes over a room – building a consensus, but [knowing] you have to make the final call. Building that strong consensus with great football minds is what has allowed Ozzie to have the success he's had, and I think Eric obviously understands that very well. The Ravens should be in great hands."

– ESPN's Mel Kiper Jr. on DeCosta's transition to GM

1996-2019: (with Baltimore) 2019: Promoted to executive vice president & general manager...Tabbed WR Marquise Brown with the Ravens' first pick (25th overall)...Baltimore signed free agent Pro Bowlers S Earl Thomas III (six), CB/ST Justin Bethel (three) and RB Mark Ingram II (two). **2018:** TE Hayden Hurst and QB Lamar Jackson were selected in the first round...Jackson led the Ravens to a 6-1 record and AFC North title in the season's final seven games...Six rookies, including standouts Jackson, TE Mark Andrews, T Orlando Brown Jr. and RB Gus Edwards started multiple games. **2017:** In the first round, selected Alabama CB Marlon Humphrey, who played in all 16 games (five starts) as a rookie...Ravens signed CB Brandon Carr and S Tony Jefferson to bolster the defense in free agency. **2016:** Draft picks T Ronnie Stanley (No. 6 overall), G/T Alex Lewis (fourth round), CB Tavon Young (fourth) and RB Kenneth Dixon (fourth) all earned significant playing time as rookies...Ravens also signed key free agents WR Mike Wallace and S Eric Weddle, who earned his fourth Pro Bowl in his first year as a Raven (earned his fifth and sixth in '17 & '18). **2015:** WR Breshad Perriman (first) and TE Maxx Williams (second) were tabbed early in the draft...Also drafted DT Carl Davis (third), OLB Za'Darius Smith (fourth) and TE Nick Boyle (fifth), all of whom made important contributions. **2014:** Ravens signed five-time Pro Bowl WR Steve Smith Sr. and RB Justin Forsett, who earned his first Pro Bowl, finishing fifth in the league with a career-best 1,266 rushing yards... Also drafted LB C.J. Mosley, a four-time Pro Bowler and the team's first-ever rookie Pro Bowler. **2013:** Ravens signed Pro Bowl OLB Elvis Dumervil, DE Chris Canty and LB Daryl Smith as key free agents...Smith led the Ravens in tackles (123), and Dumervil was second with 9.5 sacks. **2012:** Promoted to assistant general manager following the NFL Draft...Strong moves both in free agency and the draft helped Baltimore win Super Bowl XLVII...Free agent WR/RS Jacoby Jones, who earned his first Pro Bowl, rookie free agent K Justin Tucker, and draft picks OLB Courtney Upshaw (second round), G Kelechi Osemele (second round) and RB Bernard Pierce (third round) each made significant contributions en route to the title...Tucker, a two-time Pro Bowler, is the NFL's most accurate kicker (90.1%) historically, entering 2019. **2011:** Baltimore signed key free agents FB Vonta Leach, who earned two Pro Bowls with the Ravens (2011-12), and S Bernard Pollard, who started 26 games in two seasons (2011-12)...Team selected CB Jimmy Smith (Colorado) in the first round and standout WR Torrey Smith (Maryland) in the second round. **2010:** Ravens traded for Pro Bowl WR Anquan Boldin, added quality veteran free agent DE Cory Redding and

ERIC DECOSTA

strengthened team depth, including TEs Ed Dickson (third round) and Dennis Pitta (fourth round) through the draft.

2009: Promoted to director of player personnel, following six successful seasons as scouting director...Ravens drafted All-Rookie team honoree T Michael Oher (first round, Ole Miss) and picked up CB Lardarius Webb (Nicholls State) in the third round...Also signed free agent K Billy Cundiff, who earned his first Pro Bowl in 2010. **2008:** Instrumental in selecting Delaware QB Joe Flacco (18th overall), the Super Bowl XLVII MVP, and Rutgers RB Ray Rice, a three-time Pro Bowler... Also served on the eight-member committee to interview head coach John Harbaugh. **2007:** Ravens drafted 2011 Pro Bowl G Ben Grubbs, the team's first-round pick (29th overall), and seven-time Pro Bowl G Marshal Yanda (Iowa) in the third round. **2006:** Drafted All-Rookie Team standouts DT Haloti Ngata (12th overall), a five-time Pro Bowler, and S Dawan Landry (fifth round)...Baltimore also selected Pro Bowl P Sam Koch (sixth round) out of Nebraska. **2005:** Selected All-Rookie Team honoree WR Mark Clayton (22nd overall) from Oklahoma, who had a record-breaking first year in Baltimore, and UNC C/G Jason Brown (fourth round). **2003:** Was named director of college scouting...Drafted 2011 NFL Defensive Player of the Year and 2003 Defensive Rookie of the Year OLB Terrell Suggs, a seven-time Pro Bowler. **1998-2002:** Was the Ravens' Midwest area scout...Researched and analyzed draft-day trades and evaluated free agent prospects for the pro personnel department...Worked with both college and pro scouting staffs on the draft and free agency. **1998:** Was promoted to area scout after spending time in the fall of 1997 scouting the Midwest. **1996:** Hired as a personnel intern.

1995: (with Washington) First NFL experience was a training camp internship in the Redskins' player personnel department.

1993-95: (with Trinity College) In a graduate fellowship, DeCosta coached the defensive line and linebackers while earning his master's degree in English. **1993:** Was an intern coach for Trinity's wide receivers.

COLLEGE: Earned degrees in English and the classics from Colby, receiving dean's list honors (1990-92)...Was a three-year football letterman and captain at LB...As a senior, was selected as the Millett Award recipient for outstanding athletic contributions over his four years...In 2017, received the Carl Nelson Sports Achievement award, an alumni honor recognizing significant achievement in the athletic world... Was asked by Colby to be one of the school's Overseers and regularly returns to teach various classes about sports.

PERSONAL: Attended Taunton (MA) HS, where he played FB and LB, earned three varsity letters, and as a senior, was voted team captain...Is active with a number of charities, including the Sports Boosters of Maryland and the Boys and Girls Club...Has assisted with countless fundraisers and charitable events for those organizations...DeCosta has spent seven years serving as a board member for the Maryland SPCA...In addition to other board responsibilities, Eric was a celebrity judge at the charity's largest annual fundraiser, the March for the Animals, which raises over \$350,000 each year to help support the SPCA's mission to improve the lives of pets and people...Has also served on the Board of Trustees for the Irvine Nature Center, a nonprofit environmental educational center in Owings Mills, MD... From 2010-13, Eric reviewed scholarship applications and interviewed high school candidates for the Ravens Scholars program... The initiative, which was created in 2010, awards a \$5,000 renewable scholarship (up to \$20,000 per scholar) to five local high school students each year...Eric and his wife, Lacie, are actively involved with The Family Tree, a nonprofit organization dedicated to preventing child abuse and providing families with solutions...In 2005, *The Sporting News* named DeCosta one of the top young stars in sports, while in 2008, he was selected to both the *Baltimore Business Journal* and *Baltimore Magazine* "40 Under 40" group...Eric, Lacie, their daughter, Jane Elizabeth (16), and two sons, Michael Litz (12) and Jackson James (8), reside in Owings Mills.

SUCCESS ACROSS THE BOARD

Since the team's first year (1996) in Baltimore, when Eric DeCosta started working for the organization, the Ravens have been praised for their success selecting players throughout the draft. Below are the standouts from each round.

- 1st** — Jonathan Ogden & Ray Lewis ('96), Peter Boulware ('97), Chris McAlister ('99), Jamal Lewis ('00), Todd Heap ('01), Ed Reed ('02), Terrell Suggs ('03), Haloti Ngata ('06), Joe Flacco ('08), Jimmy Smith ('11), C.J. Mosley ('14), Ronnie Stanley ('16), Marlon Humphrey ('17), Lamar Jackson ('18)
- 2nd** — Jamie Sharper ('97), Ray Rice ('08), Torrey Smith ('11), Courtney Upshaw ('12), Kelechi Osemele ('12), Timmy Jernigan ('14)
- 3rd** — Casey Rabach ('01), Marshal Yanda ('07), Lardarius Webb ('09), Brandon Williams ('13), Mark Andrews ('18), Orlando Brown Jr. ('18)
- 4th** — Edwin Mulitalo ('99), Jarret Johnson ('03), Le'Ron McClain ('07), Dennis Pitta ('10), Kyle Juszczyk ('13), Za'Darius Smith ('15), Tavon Young ('16)
- 5th** — Jermaine Lewis ('96), Dawan Landry ('06), Arthur Jones ('10), Pernell McPhee ('11), Rick Wagner ('13), Nick Boyle ('15), Matthew Judon ('16)
- 6th** — Adalius Thomas ('00), Chester Taylor ('02), Sam Koch ('06), Tyrod Taylor ('11), Ryan Jensen ('13), Maurice Canady ('16), Chuck Clark ('17)
- 7th** — DeAngelo Tyson ('12), Michael Campanaro ('14)
- RFA** — Mike Flynn ('97), Priest Holmes ('97), Will Demps ('02), Bart Scott ('02), Ma'ake Kemoeatu ('02), Jameel McClain ('08), Dannell Ellerbe ('09), Justin Tucker ('12), James Hurst ('14), Zach Orr ('14), Patrick Onwuasor ('16), Michael Pierce ('16), Matt Skura ('16), Gus Edwards ('18)



JOHN HARBAUGH

HEAD COACH

COLLEGE: MIAMI (OH)

BORN: 9/23/62, PERRYSBURG, OH

EXP. (NFL/RAVENS): 22/12



Super Bowl-winning head coach John Harbaugh has led the Ravens to a playoff berth in seven (2008-12, 2014 and 2018) of his 11 seasons in Baltimore, and in 2012, captured the franchise's second World Championship.

Though he never wants it to be about him, it's important to note Harbaugh's measurable success.

Here's a look, entering the 2019 campaign:

- Since his 2008 Baltimore arrival, the Ravens have posted the NFL's fifth-most total victories (114).
- The Ravens are one of only six teams (NE – 10; GB – 8; Bal. – 7; Ind. – 7; Pit. – 7 & Sea. – 7) to earn at least seven postseason berths in the last 11 years. (Baltimore won at least one game in six of those seven playoff campaigns.)
- The Ravens' 10 playoff wins since 2008 rank as the NFL's second most (New England, 16). Of those Ravens' victories, an NFL-best seven have come on the road.
- Harbaugh ties (Pete Carroll, Mike McCarthy, Andy Reid, George Seifert & Bill Walsh) for the fourth-most playoff victories in a coach's first 11 seasons. (Joe Gibbs is first with 15, followed by Chuck Noll, 14, and Bill Belichick, 11.)
- The 2012 Ravens won Super Bowl XLVII, 34-31, over the San Francisco 49ers in one of the most dramatic games in NFL history. Baltimore jumped to a 28-6 lead, but needed a critical goal-line stand late in the fourth quarter to help seal the victory. The Ravens overcame a furious second-half comeback and a 34-minute power outage at the Mercedes-Benz Superdome in New Orleans to clinch the franchise's second World Championship.
- Under Harbaugh's guidance, the Ravens have appeared in three AFC Championship games (2008, 2011, 2012) and have won at least one playoff game in six of their seven postseasons with him as head coach.
- Harbaugh has led the Ravens to 104 regular season wins since 2008, ranking as the NFL's fifth most.
- Harbaugh, Tom Landry (Dallas) and Tom Coughlin (Jaguars/Giants) own the most road playoff wins (7) by a head coach in NFL history.

- Harbaugh is the only head coach in NFL history (since 1970 merger) to win a playoff game in each of his first four and five seasons. He is also the only head coach in NFL history to win a playoff game six of the first seven seasons of a coaching career.
- John and his younger brother, Jim (2011, 2012 and 2013), the former 49ers' head coach, are the only NFL head coaches to reach three conference championships in the first five seasons of a coaching career.
- With Harbaugh, the Ravens have a 65-23 mark at M&T Bank Stadium over the past 11 seasons, ranking as the NFL's second-best home record (tied, GB) during that span (2008-18).

From his job interview with the Ravens, to his first press conference, to his consistent action and talk about Baltimore, it is all about "the team" for Harbaugh. Signs can be seen around the Ravens' complex:

"The Team, The Team, The Team."

Despite his early success, "Harbs" diffuses accolades: "It's about us. It's about the team. It's about the players, the coaches, Steve [Bisciotti], Ozzie [Newsome], Eric [DeCosta] and the scouts. It's about Dick [Cass] and the support staff. It's about all of us pulling together to win – to be the best."

Unlike other NFL head coaches, "Harbs" took the road less traveled. Most NFL field bosses graduate from pro jobs that include the word "coordinator" after "offensive" or "defensive," or they emerge from heading big-time college programs. Before becoming the Ravens' head coach in 2008, John was the Eagles' secondary coach (2007), and prior to that, Philadelphia's special teams coordinator (1998-2006) and a 14-year collegiate coach. (Harbaugh grew up learning about the game from his father, Jack, a longtime college coach.)

In 1998, then-Eagles head coach Ray Rhodes hired Harbaugh, who quickly established a reputation as one of the NFL's top special teams coaches. Subsequently, he was one of four assistants retained by Andy Reid in 1999.

COACHING BACKGROUND

| YEARS | COLLEGE/PRO TEAM | POSITION |
|-----------|------------------------------------|---|
| 1984-86 | Western Michigan | Graduate Assistant |
| 1987 | Pittsburgh | Tight Ends |
| 1988 | Morehead State | DBs/Special Teams/ Strength & Conditioning |
| 1989-94 | University of Cincinnati | Special Teams, TEs, OLBs, RBs |
| 1995-96 | University of Cincinnati | Assistant Head Coach |
| 1997 | Indiana University | DBs/Special Teams Coordinator |
| 1998-2006 | Philadelphia Eagles | Special Teams Coordinator |
| 2007 | Philadelphia Eagles | Secondary |
| 2008-19 | Baltimore Ravens | Head Coach |



JOHN HARBAUGH



RAVENS UNDER HARBAUGH

NFL WINS / INCLUDING PLAYOFFS

(2008-18)

| Rk. | Team | Total Wins |
|-----|-------------------------|------------|
| 1. | New England Patriots | 150 |
| 2. | Pittsburgh Steelers | 123 |
| 3. | Green Bay Packers | 115 |
| | New Orleans Saints | 115 |
| 5. | Baltimore Ravens | 114 |

Prior to hiring Harbaugh, the Ravens talked with over 40 people about the energetic coach. "Did we take a chance by hiring John? My belief is that you have to be willing to do things the masses don't, or you'll never separate yourself from the masses," stated team owner Steve Bisciotti. "We obviously picked the right person."

Simply put, Harbaugh strives to be the best. "We don't want to just win a championship. We want to be a championship team," he stated. "We want to become something. We seek the highest levels."

His teams are balanced, disciplined and hard-nosed. "We want to be the most physical team, but we also want to be the cleanest. Hard-hitting and playing with physicality does not mean dirty," he added.

ADDITIONAL RAVENS NOTES DURING HARBAUGH ERA:

Maintaining a strong defensive tradition, during his time in Baltimore (2008-18), Harbaugh's defense has allowed the NFL's fewest touchdowns (355), fewest points per game (19.0) and the second-fewest net yards per game (315.5). In 2018, Baltimore was the No. 1 defense (292.9 ypg) and the No. 2 scoring defense (17.9 ppg). The Ravens finished four-straight seasons (2008-11) as the NFL's No. 3 scoring defense (fewest points allowed) – tying an NFL record for consecutive seasons ranking in the Top 3. Additionally, from 2014-16, Baltimore's defense was one of three teams (Den. & Sea.) to rank in the NFL's Top 10 in yards allowed each season. Harbaugh's red zone defense has also finished in the Top 5 in six of his 11 seasons, including first overall in 2011 and second in 2014, 2012 and 2008.

The Ravens' offense has also experienced record-setting success during the Harbaugh Era. In 2018, boasting the NFL's No. 2 ground attack (152.6 ypg), the Ravens racked up the most total net yards (5,999) and second-most rushing yards (2,441) in single-season franchise history. In 2016, QB Joe Flacco set a franchise single-season record by throwing for 4,317 yards. In 2014, Flacco set a career high in touchdown passes (27) en route to Baltimore posting the most points (409) in Ravens history.

Veteran receivers have also shined during the Harbaugh Era, with Baltimore witnessing five 1,000-yard receiving seasons – two by WR Derrick Mason (2008-09) and one each by WR Torrey Smith (2013), WR Steve Smith Sr. (2014) and

WR Mike Wallace (2016). On the ground, the Ravens have had running backs eclipse the 1,000-yard rushing mark five times under Harbaugh's watch – four by RB Ray Rice (2009-12) and once by RB Justin Forsett (2014). The Ravens have averaged 118.7 rushing yards per game under Harbaugh, ranking as the NFL's 12th-best figure during that span (2008-18). "Running the football is part of our DNA in Baltimore," the coach often states.

On special teams, an impressive six Ravens have earned Pro Bowl honors while playing for Harbaugh: ST Brendon Ayanbadejo (2008), K Billy Cundiff (2010), RS Jacoby Jones (2012), K Justin Tucker (2013 & 2016), LS Morgan Cox (2015 & 2016) and P Sam Koch (2015). A by product of the Ravens consistently producing one of the NFL's top special teams units during Harbaugh's tenure, senior NFL writer Rick Gosselin ranked the Ravens in the Top 6 of his annual comprehensive ratings system in seven-consecutive seasons (2012-18). (This includes a No. 1 ranking in 2015.)

Impressively, the Ravens' Top 7 seasons for fewest turnovers have all occurred during Harbaugh's tenure. In 2012, Baltimore set a franchise single-season record for fewest turnovers (16), breaking the previous mark of 20 from 2010. (In 2017, the Ravens posted their second-best figure of 17.)

NFL ASSISTANT COACH: 1998-2007 (with Philadelphia)

Harbaugh's special teams in Philadelphia were consistently ranked among the NFL's best. From 2000-05, the Eagles' units finished in the Top 10 in five of those seasons in *The Dallas Morning News'* special teams rankings. In 2001 and 2003, Philly ranked No. 1, according to senior NFL writer Rick Gosselin's composite (includes 22 kicking-game categories).

Following the 2001 campaign, Harbaugh was voted the NFL's Special Teams Coach of the Year by his peers. He was also named *The Dallas Morning News* Special Teams Coach of the Year that season. In just four seasons (1998-2001), Harbaugh elevated the Eagles' special teams from 29th to first in the NFL.

In 1999, the Eagles signed K David Akers, who had been working as a part-time waiter after brief kicking stints with Carolina, Atlanta and Washington. With Harbaugh's help, Akers became a three-time Pro Bowler. Harbaugh also worked with P Dirk Johnson, another "street" free agent, helping him record the then-Top 2 punting averages (38.4 in 2005 and 37.4 in 2004) in Eagles history. Under "Harbs," 15 Eagles earned Special Teams Player of the Week awards, while snapper Mike Bartrum was named to the Pro Bowl, and RS Reno Mahe led the NFL with a 12.8-yard punt return average in 2005.

COLLEGE COACHING CAREER: Among John's 35 years of coaching is a two-year stint (1995-96) as the assistant head coach at the University of Cincinnati, finishing 6-5 both seasons with the Bearcats. He coached 10 years on offense and four on defense at the collegiate level, launching his coaching career in 1984 at the age of 21 as a graduate

JOHN HARBAUGH

"I like the message that John brings. He doesn't talk like a guy who has been here for over 10 years. It's amazing how he tends to rejuvenate himself and his message, and we're lucky to have a leader like him."

– Ravens Owner Steve Bisciotti

assistant for his father at Western Michigan. In his second position at the University of Pittsburgh (1987), he was mentored by the legendary Sid Gillman, a Pro Football Hall of Famer. John also coached the tight ends at Pitt under head coach Mike Gottfried. While at Cincinnati (1989-96), Harbaugh coached special teams, tight ends, outside linebackers, running backs and was the recruiting coordinator.

Over eight years, Harbaugh recruited 27 starters for the Bearcats and tutored both the NCAA's top return man (former Raven Robert Tate, 34.3 KOR average in 1995) and the second-ranked returner (current Ravens secondary coach Chris Hewitt, 31.5 KOR average in 1993). John was part of a staff that helped Cincinnati produce three out of four winning seasons (1993, 1995-96) for the first time in 20 years.

"Harbs" also coached one season at Indiana in 1997 as the defensive backs coach/special teams coordinator, under former Ravens offensive coordinator Cam Cameron, and one year at Morehead State in 1988 as the defensive backs coach/special teams and strength and conditioning coordinator.

COACHING HONORS: In April 2014, Harbaugh was inducted into Miami (OH) University's "Cradle of Coaches Association" and was immortalized with an on-campus statue (see below). Harbaugh's statue joins existing Cradle of Coaches statues for Earl "Red" Blaik, Paul Brown, Carm Cozza, Paul Dietzel, Weeb Ewbank, Ara Parseghian, John Pont and Bo Schembechler. The Cradle of Coaches honors Miami graduates who have earned recognition as national collegiate or professional Coaches of the Year, who have been inducted into the College Football Hall of Fame or the Pro Football Hall of Fame, or whose teams won national collegiate or professional/Super Bowl championships.

HARBAUGH COACHING FAMILY: Harbaugh is from a football family. His father, Jack, is a 41-year coaching veteran who won the 2002 NCAA Division I-AA football championship as the head coach at Western Kentucky. His younger brother, Jim, who was the Ravens' starting QB in 1998, played 14 seasons in the NFL and was the San Francisco 49ers' head coach from 2011-14. (The University of Michigan hired Jim as its head football coach following the 2014 NFL campaign.) In a showdown that featured the first-ever NFL game between head coaches who are brothers, John's Ravens bested Jim's 49ers, 16-6, in a 2011 Thanksgiving Night primetime special. The Ravens, of course, then topped the 49ers, 34-31, in Super Bowl XLVII. The brothers' sister, Joani, is married to University of Georgia basketball coach Tom Crean.

COLLEGE: Harbaugh earned a degree in political science at Miami (OH), where he won the Football Scholar Athlete Award as a defensive back for the Redhawks. He earned his master's in physical education at Western Michigan.

PERSONAL: Devoted to his family and his Christian faith, John is most active in helping the Baltimore area be better for families. He earned the 2011 "Power of Excellence Award" from the (Ben) Carson Scholars for "demonstrating excellence in life and being a role model." He served on the board of the Port Discovery Children's Museum and is a contributor to numerous Baltimore-area events and charities. Also a willing volunteer, his wife, Ingrid, contributes to both the Helping Up Mission and Sarah's House.

Harbaugh is an advocate of the U.S. Military. The NFL awarded him its 2013 Salute to Service Award, acknowledging exceptional efforts by those in the league who honor and

HARBAUGH IMMORTALIZED WITH STATUE AT ALMA MATER

In April 2014, Harbaugh was inducted into Miami (OH) University's "Cradle of Coaches Association" and was immortalized with an on-campus statue. Harbaugh was overwhelmed by the honor and by the many supporters, including Ravens executive VP Ozzie Newsome and team president Dick Cass, who attended the ceremony.

"I don't think you can even express what something like this means. I've been trying to figure it out," he said. "There's nothing like Miami. There's nothing like being back here. Words can't describe my gratitude for being part of this."

Both of John's parents, Jack and Jackie (pictured at right), his brother, University of Michigan head coach Jim Harbaugh, sister, Joani, wife, Ingrid (at right), and daughter, Alison (at right), all made the trip to Oxford, Ohio.

The cross-country visit from Jim was a surprise: "There have been a lot of proud moments, but I've never been more proud of [John] than I am today," Jim said. "I always prided myself on being the tallest Harbaugh, but that all changed today when they unveiled that statue."



JOHN HARBAUGH

MAKING HIS MARK

Entering 2019, John Harbaugh owns the fifth-best winning percentage (.594) among active NFL head coaches, compiling a strong 114-78 record (minimum 75 games, including playoffs)



ACTIVE HEAD COACHES / CAREER WINNING PERCENTAGE (Totals Include Regular Season and Playoff Games / Min. 75 Games)

| Rk. | Coach | Team | Seasons | Record | Pct. |
|-----|----------------------|---------------------------|----------------------|---------------|-------------|
| 1. | Bill Belichick | Cleveland/New England | 1991-95, 2000-18 | 292-134 | .685 |
| 2. | Mike Tomlin | Pittsburgh Steelers | 2007-18 | 133-73-1 | .645 |
| 3. | Sean Payton | New Orleans Saints | 2006-18 | 126-80 | .612 |
| 4. | Andy Reid | Philadelphia /Kansas City | 1999-2018 | 207-138-1 | .600 |
| 5. | John Harbaugh | Baltimore Ravens | 2008-18 | 114-78 | .594 |
| 6. | Pete Carroll | NYJ/NE/Seattle | '94, '97-'99, '10-18 | 132-93-1 | .586 |
| 7. | Mike Zimmer | Minnesota Vikings | 2014-18 | 48-34-1 | .584 |

support military members. (Harbaugh was also a finalist for the award in 2011.) In 2012, Army Chief of Staff General Raymond Odierno presented him with the Outstanding Civilian Service Award. Harbaugh has also visited numerous military installations, including bases in the Persian Gulf as part of the inaugural NFL USO Coaches Tour (2009), the Naval Special Warfare Center in Coronado, Calif., (2011), Andrews Air Force Base – just two days after the capture of Osama Bin Laden (2011) – and undisclosed locations in Turkey and Afghanistan.

In 2008, Harbaugh also helped institute Military Appreciation Day, an annual event that takes place during Ravens training camp. Since its establishment, over 10,000 service members have enjoyed preferred seating and opportunities to meet Ravens players and coaches. Once the season begins, Harbaugh then invites wounded warriors to be his guests at every Ravens home game. In 2017, he donated New Era hats to soldiers in Afghanistan. The hats represented all four of the major professional sports leagues and several from the NCAA as well. Additionally, he has purchased school supplies for children whose parents are serving in the military and has sent care packages to troops overseas.

A history buff, Harbaugh has taken the Ravens to Gettysburg, Pa., during offseason team activities to learn about the Civil War. Near the end of the 2017 training camp, he surprised the entire team by cancelling practice on two occasions, loading everyone on buses to visit The Pentagon and Arlington National Cemetery and another day visit to the National Museum of African American History and Culture in Washington, D.C. The trips were opportunities for players, coaches and staff to receive behind-the-scenes tours of the historic locations and show appreciation for what each represents.

John attended Pioneer (Ann Arbor, MI) HS, where he and brother, Jim, were inducted into the school's Hall of Fame in 2016. John and Ingrid have a daughter, Alison.

QUOTABLE: JOHN HARBAUGH

"John is the best coach I know, the best I've ever come across or competed against. I'm envious of the grasp he has of the entire game. I think offensively and with quarterback play, I'm right there with him, but I've got a ways to go in terms of special teams and understanding defense the way he does. I'm half as good as John is, but I'm trying."

– Jim Harbaugh on his brother, John

"What separates John from a lot of different coaches is that he watches every player. He has a tremendous work ethic, he has a passion for it, and he works well [with the scouts]. He has tremendous credibility with the scouts because they know he's done the work. That's what I love; that's a joy. He has a strong opinion, but it's always backed up by the tape and by what he wants on this team, and the scouts and coaches always respect that."

– EVP & GM Eric DeCosta on John's involvement with the draft process



Photo credit: Chief of Staff of the Army

General Raymond Odierno, then-Chief of Staff of the Army, presented John Harbaugh with an Outstanding Civilian Service Award at Joint Base Myer-Henderson Hall, VA, on May 23, 2012.

JOHN HARBAUGH



HEAD COACH JOHN HARBAUGH

11 Ravens Seasons
(2008-18)

| | |
|------------------------------|---------------|
| Regular Season Record | 104-72 |
| at Home | 65-23 |
| on Road | 39-49 |
| vs. AFC | 79-53 |
| vs. AFC North | 40-26 |
| vs. NFC | 25-19 |
| Playoffs Record | 10-6 |
| Playoffs Home Record | 2-1 |
| Playoffs Road Record | 7-5 |
| Super Bowl Record | 1-0 |
| Overall Career Record | 114-78 |

SEASON-BY-SEASON

| Year | Record | Playoffs |
|------|--------|----------------------------|
| 2018 | 10-6 | 0-1 (Wild Card) |
| 2017 | 9-7 | No playoff berth |
| 2016 | 8-8 | No playoff berth |
| 2015 | 5-11 | No playoff berth |
| 2014 | 10-6 | 1-1 (Divisional) |
| 2013 | 8-8 | No playoff berth |
| 2012 | 10-6 | 4-0 (Won Super Bowl XLVII) |
| 2011 | 12-4 | 1-1 (AFC Championship) |
| 2010 | 12-4 | 1-1 (Divisional) |
| 2009 | 9-7 | 1-1 (Divisional) |
| 2008 | 11-5 | 2-1 (AFC Championship) |

HARBAUGH QUICK HITS

Only in First Five:

- "Harbs" is the only head coach in NFL history to win a playoff game in each of his first four and five seasons. He and his brother, Jim (formerly of the 49ers), are also the only coaches to advance to three conference title games in the first five years as NFL bosses.

Harbs Historically Good:

- John Harbaugh is the only head coach in NFL history to win a playoff game in six of the first seven seasons of his coaching career.

Playoff Milestones:

- In 2014, John Harbaugh became one of eight coaches in NFL history to make the postseason in six of their first seven seasons coaching. For coaches to make the playoffs in at least seven of their first 11 years, "Harbs" is one of four active coaches to do so (Pete Carroll - 8, Andy Reid - 8 and Mike Tomlin - 8).

Road Playoff Wins:

- John Harbaugh, Tom Landry (Cowboys) and Tom Coughlin (Jaguars/Giants) own the most road playoff wins (7) by a head coach in NFL history.

HARBS IN THE PLAYOFFS

The Ravens own a 10-6 playoff record under head coach John Harbaugh, a mark that includes a 34-31 victory in Super Bowl XLVII vs. the San Francisco 49ers.

CAREER PLAYOFF WINNING PERCENTAGE (Active Head Coaches / Min. 5 Games)

| Rk. | Coach | Record | Pct. |
|-----|----------------------|-------------|-------------|
| 1. | Bill Belichick | 31-11 | .738 |
| 2. | John Harbaugh | 10-6 | .625 |
| 3. | Dan Quinn | 3-2 | .600 |
| 4. | Sean Payton | 8-6 | .571 |
| 5. | Pete Carroll | 10-8 | .556 |

John Harbaugh owns the fourth-most playoff victories (10, tied) by a head coach in his first 11 seasons (since the 1970 merger).

MOST PLAYOFF WINS BY A HEAD COACH FIRST 11 SEASONS (Since 1970 Merger)

| Coach (Team) | Playoff Wins | Seasons |
|-----------------------------|--------------|------------------|
| Joe Gibbs (Was.) | 15 | 1981-91 |
| Chuck Noll (Pit.) | 14 | 1969-79 |
| Bill Belichick (Cle. & NE) | 11 | 1991-95, 2000-05 |
| John Harbaugh (Bal.) | 10 | 2008-18 |
| Pete Carroll (NE & Sea.) | 10 | 1997-98, 2010-16 |
| Mike McCarthy (GB) | 10 | 2006-16 |
| Andy Reid (Phi.) | 10 | 1999-2009 |
| George Seifert (SF & Car.) | 10 | 1989-96, '99-'01 |
| Bill Walsh (SF) | 10 | 1979-88 |



With his daughter, Alison, by his side, John celebrated the Ravens' 34-31 Super Bowl XLVII victory over the San Francisco 49ers at the Superdome in New Orleans (2/3/13). CBS Sports' Jim Nantz interviewed Harbaugh on the victory stage.



HEAD COACH JOHN HARBAUGH: YEAR-BY-YEAR

2018

- Winning six of its last seven games – all with QB Lamar Jackson as the starter – Baltimore (10-6) captured its first AFC North Division title since 2012 (and fifth ever), earning a playoff berth for the seventh time during Harbaugh's 11-year tenure... The Ravens returned to the postseason for the first time since 2014, but fell at home in the Wild Card round, 23-17, to the Los Angeles Chargers.
- The Ravens produced the NFL's No. 1 defense, allowing 292.9 yards per game... Baltimore also permitted the league's second-fewest points per game (17.9), just behind Chicago's 17.7... With 2018 Pro Bowlers LB C.J. Mosley (fourth), S Eric Weddle (sixth) and DT Brandon Williams (first), Baltimore ranked No. 1 in total defense for the second time (2006) in team history... The Ravens have produced a Top 10 defense in eight of Harbaugh's 11 seasons at the Ravens' helm.
- Boasting the NFL's No. 2 rushing attack (152.6 ypg), the Ravens racked up the second-most rushing yards (2,441) in franchise history... Baltimore also produced a franchise-record 5,999 total yards... Over the team's final seven games (with Jackson as starter), Baltimore piled up an NFL-high 1,607 rushing yards (229.6 ypg)... RG Marshal Yanda earned his seventh Pro Bowl nod, helping Jackson finish with the NFL's most rushing yards (695) by a QB.
- K Justin Tucker (a Pro Bowl first alternate) made 35 of 39 FGAs and scored a franchise-record 141 points for the third-straight season, becoming the NFL's only kicker to surpass the 140 mark in each of the past three years (2016-18)... Baltimore ranked fifth in the NFL in punt return average (11.5), with RS Cyrus Jones posting the league's fourth-best mark (13.2).

2017

- Winning six of its last nine games, Baltimore finished second in the AFC North with a 9-7 record, falling one game short of earning a playoff berth (lost on tiebreaker with Buffalo) for the seventh time in Harbaugh's 10-year tenure... The Ravens needed a home win over Cincinnati in Week 17 to make the 2017 playoffs... However, Baltimore's hopes were dashed when the Bengals produced a 49-yard touchdown pass on fourth-and-12 with just 44 seconds remaining to earn a hard-fought, 31-27 victory that closed out the season in heartbreaking fashion.
- The Ravens produced NFL bests in interceptions (22), takeaways (34) and shutouts (3 – the most in a season since the 2003 Patriots)... Baltimore's +17 turnover differential ranked No. 1 in the NFL, while its defensive passer rating (72.4) and 5 defensive touchdowns (tied with Det. & Phi.) were each second best... Baltimore allowed just 18.9 points per game, which ranked sixth best in the league... It marked the seventh time during the John Harbaugh Era (since 2008) that the Ravens produced a Top 10 scoring "D"... Behind Pro Bowlers LB C.J. Mosley, OLB Terrell Suggs and S Eric Weddle, Baltimore's defense ranked 12th overall (325.1 ypg).
- Over the season's last nine games, Baltimore scored the NFL's second-most points per contest (29.4)... During this span, the Ravens also ranked No. 1 in fewest giveaways (5) and No. 2 in sacks allowed (10)... Baltimore finished the year ranking ninth overall in points per game (24.7) and seventh (tied) in both giveaways (17) and sacks allowed (27).

- Football Outsiders tabbed Baltimore's special teams as the NFL's No. 1 overall unit in 2017... The Ravens' ranking (9.2%) was the NFL's eighth highest in a season since 1986... In the annual special teams report from senior NFL writer Rick Gosselin, Baltimore ranked in the league's Top 5 for six-straight seasons (No. 4 in 2017)... The most accurate kicker in NFL history, K Justin Tucker connected on 34 of 37 FGAs and all 39 PATs to earn first-alternate Pro Bowl honors... P Sam Koch posted NFL bests in both punts inside the 10 (16) & 20 (40), with the 40 boots inside the 20 setting a new franchise record... Baltimore also ranked No. 1 in kickoff return average (27.5), No. 5 in punt return average (10.1) and No. 1 in opponent KOR average (18.6).

2016

- The Ravens finished second in the AFC North with an 8-8 record (4-2 in division play) behind the 11-5 Pittsburgh Steelers... The Ravens entered Game 15 at Pittsburgh with the opportunity to tie for first in the division, but dropped a dramatic 31-27 decision when the Steelers scored the winning TD with 9 seconds left... Baltimore played the NFL's second-most games (12) that were decided by 8 points or fewer... In posting a 6-2 record at M&T Bank Stadium, the Ravens boasted the NFL's No. 1 defense in both points (14.8) and yards allowed (260.3) at home.
- Through the first 12 games, Baltimore's defense ranked No. 1 in the NFL in yards allowed, and the unit finished seventh overall (322.1 ypg). (The Ravens became one of three teams – Den. & Sea. – to rank in the NFL's Top 10 defenses from 2014-16.)... Allowing 89.4 rushing yards per game, the Ravens ranked No. 5 vs. the run... Baltimore's ninth-ranked pass defense (232.8 ypg) tied (KC & SD) to produce the NFL's most INTs (18)... Earning his second Pro Bowl in three seasons, ILB C.J. Mosley helped the Ravens allow the league's ninth-fewest points (20.1 ppg), while free agent acquisition S Eric Weddle was spectacular in registering a team-high 4 INTs (tied with Mosley) and a career-high 13 PD.
- QB Joe Flacco set a single-season franchise record by throwing for 4,317 yards, adding 20 TDs... TE Dennis Pitta produced 729 receiving yards while leading the NFL in catches (86) by a TE. (Pitta also set the Ravens' single-season TE record for receptions.)... Pro Bowl FB Kyle Juszczyk led the league in receptions (37) and receiving yards (266) by a fullback, while also serving as a lead blocker for RB Terrance West (774 yards)... G Marshal Yanda earned his sixth-consecutive Pro Bowl honor, marking the longest active streak among NFL guards, and C Jeremy Zuttah was selected to the All-Star game as an alternate.

- In earning his second Pro Bowl and becoming a unanimous first-team All-Pro selection, K Justin Tucker produced perhaps the greatest season ever by an NFL kicker... Tucker scored a single-season franchise-record 141 points, connecting on 38 of 39 FGs (lone miss was a block) and 27 of 27 PATs... Tucker's 38 FGs ranked first in the NFL, while he was 10-for-10 from 50-plus yards, tying (Blair Walsh, 2012) for the most such kicks in NFL single-season history... Amazingly, an NFL single-season record 24 of Tucker's 38 FGs made came from 40 yards or beyond (he was 24-of-24 on such boots)... LS Morgan Cox earned his second-straight Pro Bowl invitation.

2015

- The Ravens finished third in the highly-competitive AFC North, posting a 5-11 record... It marked just the second time Baltimore

HEAD COACH JOHN HARBAUGH: YEAR-BY-YEAR

did not make the playoffs in Harbaugh's eight seasons...The Ravens had 20 players on Injured Reserve (NFL's second most), including eight key starters (DE Chris Canty, QB Joe Flacco, RB Justin Forsett, TE Crockett Gillmore, T Eugene Monroe, WR Steve Smith Sr., OLB Terrell Suggs and C Jeremy Zuttah)...Baltimore played an NFL-record 14 games decided by 8 points or fewer (tied, 1994 NY Giants) and played an NFL-high (tied, Chicago) seven games decided by 3 points or fewer (4-3 record).

- Despite starting four different QBs (Joe Flacco, Matt Schaub, Jimmy Clausen & Ryan Mallett) for the first time in franchise history, Baltimore posted the then-second-most total net yards (5,749) in team annals...The Ravens also set a franchise record by averaging 266.9 passing yards per game, thanks in part to a unit that allowed the NFL's third-fewest sacks (24)...Leading the O-line was G Marshal Yanda, who earned his fifth-straight Pro Bowl nod...WR Kamar Aiken finished with team highs in catches (75), receiving yards (944) and receiving TDs (5).

- The Ravens boasted the NFL's top overall special teams unit, ranking No. 1 in both senior NFL writer Rick Gosselin's annual comprehensive ratings system and the Pro Football Focus rankings – It was Baltimore's fourth-straight ranking in Gosselin's Top 5...P Sam Koch and LS Morgan Cox (a "need" player) earned their first Pro Bowl honors, with Koch posting a 42.9 net average (second in the NFL) and allowing 5.0 yards per return (the NFL's second-best figure)...The Ravens blocked a kick (2 PATs, 2 FGs and 1 punt) in five-straight contests, a feat that had not been accomplished since 1983 (Atlanta)...Baltimore's 5 blocked kicks in 2015 tied (Oakland) for the NFL's most.

- The Ravens ranked No. 8 in total defense, marking the 11th time the unit finished in the NFL's Top 10 in 13 seasons (2003-15)...In the season's final eight games, Baltimore posted the NFL's No. 2 overall defense and the No. 1 pass defense...Second-year LB C.J. Mosley tallied 116 tackles, 4 sacks and 7 PD, adding 1 FF and a 41-yard FR-TD...OLB Elvis Dumervil, whose leadership was valuable in the absence of OLB Terrell Suggs (Achilles tear), posted a team-high 6 sacks and made the Pro Bowl as an alternate.

2014

- The Ravens produced a 10-6 regular season record, earning their sixth playoff berth in seven seasons...Baltimore, one of three AFC North teams to make the postseason, finished third in the division behind Pittsburgh (11-5) and Cincinnati (10-5-1), but advanced to the Divisional Playoff round after capturing a 30-17 Wild Card victory in the Steel City...The Ravens' bid to reach their fourth AFC Championship game under Harbaugh was cut short in New England, where Baltimore fell to the Patriots, 35-31, after holding two 14-point leads during a thrilling battle.

- The Ravens set single-season franchise records by scoring 409 points and producing 5,838 yards (since broken) of offense... Baltimore gave up just 19 sacks (second fewest in team history), which ranked only behind Denver's 17 as the NFL's fewest allowed... QB Joe Flacco tallied career bests in yards (3,986, since surpassed) and touchdown passes (27), while key free agent addition WR Steve Smith Sr. reached the 1,000-yard receiving milestone for the eighth time in his career (1,065 yards on 79 catches)...WR Torrey Smith posted 11 receiving TDs, the second most in Ravens single-season history...First-time Pro Bowl RB Justin Forsett produced a career-high 1,266 rushing yards (the NFL's fifth most) and led the league in runs of 20-plus yards (a team-record 17); Forsett's single-season franchise-record 5.4 rushing average also ranked as the NFL's No. 1 mark among running backs.

- Led by OLB Terrell Suggs and 2014 Pro Bowl selections OLB Elvis Dumervil and rookie LB C.J. Mosley, Baltimore racked up the NFL's second-most sacks (49, tied with Philadelphia), boasted the No. 2 red zone defense (42.6) and allowed the fourth-fewest rushing yards per game (88.3).

- P Sam Koch produced the NFL's No. 3 gross average (47.4) and No. 1 net average (43.3), setting the Ravens' single-season records for each...Highlighted by his third-career 108-yard KOR-TD, RS Jacoby Jones ranked second in the NFL in KOR average (30.6)...As a team, the Ravens were No. 1 in the league with a 28.3-yard KOR mark.

2013

- For the first time since Harbaugh's 2008 arrival, Baltimore did not make the playoffs, falling one game short with an 8-8 mark and placing third in the AFC North... Baltimore played an NFL-high nine games decided by 3 points or fewer, compiling a 5-4 record in those contests...How close were the Ravens to making the playoffs? They were tied 17-17 near the end of the third quarter in the season-ending loss at Cincinnati, needing a victory to secure what would have been their sixth-straight postseason berth.

- OLB Terrell Suggs (10) and OLB Elvis Dumervil (9.5) combined for 19.5 sacks, with Suggs earning his sixth Pro Bowl invite...NT Haloti Ngata was elected to his fifth Pro Bowl, while CB Lardarius Webb's 22 PD ranked as the NFL's second most.

- WR Torrey Smith tallied 1,128 receiving yards, the second most in single-season team history (Michael Jackson - 1,201 in 1996) and had a career-high 65 catches, posting the NFL's fifth-best yards-per-catch average (17.4)...Undrafted rookie WR Marlon Brown's 7 receiving TDs tied (Torrey Smith, 2011) for the most by a rookie in team history, while he also finished second (Smith, 2011) in catches (49) and receiving yards (524) by a Ravens' rookie...G Marshal Yanda also earned his third Pro Bowl honor.

- Pro Bowl K Justin Tucker set franchise records in FGs made (38) and FGs attempted (41) and produced a then-franchise-record 140 points (tied for sixth in NFL)...Tucker also had 6 FGs of 50-plus yards and kicked 3 game-winning FGs, including a team-record 61-yarder at Detroit.

2012



SUPER BOWL CHAMPIONS

- The Ravens captured a second-consecutive AFC North title with a 10-6 mark before sweeping four playoff games to win Super Bowl XLVII: 24-9 over the visiting Colts on Wild Card weekend; 38-35 in double overtime at Denver in the Divisional Round; 28-13 at New England in the AFC Championship – shutting out the Patriots, who owned the league's top offense, in the second half; and then topping the 49ers, 34-31, in New Orleans at the Mercedes-Benz Superdome after jumping to a 28-6 third-quarter lead...Showing a resolve that was a hallmark of that championship team, the Ravens overcame a three-game December losing streak and 53 games lost to defensive starters to win the title.

- Baltimore set a then-franchise record by scoring 398 points, averaging the NFL's 10th-most points per game (24.9)...The Ravens scored a team-record 254 points at home, producing the NFL's



HEAD COACH JOHN HARBAUGH: YEAR-BY-YEAR

fourth-best home average of 31.8 ppg... Baltimore also surrendered just 16 give-aways, setting a franchise single-season record low.

- The Ravens' special teams units were spectacular: In addition to posting a league-best (tied, Darius Reynaud) 3 kick return TDs (108- & 105-yard KORs and 63-yard PR), WR/RS Jacoby Jones led the NFL in KOR average (30.7)... Rookie K Justin Tucker, an undrafted free agent signing, made 30 of 33 FGAs (90.9%), producing the second-best success rate in Ravens single-season history and the second-best mark by a rookie kicker in NFL history.
- Six Ravens earned Pro Bowl honors: S Ed Reed (ninth), DT Haloti Ngata (fourth), FB Vonta Leach (third), RB Ray Rice (third), G Marshal Yanda (second) and Jones (first).
- En route to winning Super Bowl XLVII, the Ravens produced one of the most electrifying postseasons in NFL history by averaging 410.3 yards of offense per game (134.8 rush & 275.5 pass), scoring 31.0 points per contest and allowing just 22.0... WR Anquan Boldin recorded 22 catches for 380 yards and 4 TDs, while Jones posted a 29.4-yard receiving average (5 for 147), catching TDs of 70 and 56 yards (Jones also had a 108-yard KOR-TD in the Super Bowl)... With a 3-TD performance vs. the 49ers, QB Joe Flacco threw 11 TD passes in the postseason, tying the NFL single-postseason record shared by Joe Montana (1989) and Kurt Warner (2008)... Flacco finished the Super Bowl 22-of-33 for 287 yards to produce a 124.2 rating (eighth-best mark in SB history) and earned game MVP honors... The Ravens' defense was also stout during the playoffs, registering 10 take-aways (6 INTs and 4 FRs) to produce a +6 turnover differential.

2011

- Producing a second-straight 12-4 record (13-5 overall), Baltimore won the AFC North, sweeping the division for the first time in team history... The Ravens were 6-0 against playoff teams (7-1 including postseason), matching Green Bay as the only clubs to go undefeated in division play and against other postseason qualifiers... In what was a franchise first, the Ravens also went unbeaten at home (9-0 with a playoff win over Houston)... Baltimore earned a 20-13 Divisional Round victory over the Texans, and then fell, 23-20, in a heartbreaking AFC Championship thriller at New England.
- The Ravens' defense, which finished No. 3 in the league in fewest points permitted (16.6) for the fourth-straight year, tied an NFL record for consecutive seasons of being in the Top 3 for points allowed.
- RB Ray Rice produced a career-high and NFL-best 2,068 yards from scrimmage, ranking second in rushing (1,364)... Rice also set a team mark with 15 total TDs... WR Torrey Smith was third among NFL rookies with 841 receiving yards (50 catches); his receptions and yards, plus 7 TDs, set new Ravens first-year standards.
- Eight Ravens earned Pro Bowl honors: LB Ray Lewis (13th), S Ed Reed (eighth), OLB Terrell Suggs (fifth), DT Haloti Ngata (third), FB Vonta Leach (second), Rice (second), G Ben Grubbs (first) and G Marshal Yanda (first)... Suggs was also named the 2011 *Associated Press* Defensive Player of the Year, marking the fourth time a Raven has won the honor (Reed - 2004 and Lewis - 2003 & 2000).

2010

- Baltimore tied Pittsburgh for the best record in the division at 12-4, but lost the AFC North on the division-record tiebreaker (5-1 to 4-2)... Baltimore, Indianapolis (a then-NFL record nine in a row)

and Philadelphia became the only teams to make the playoffs from 2008-10... The 2010 campaign also marked the first time the Ravens ever earned the postseason three years in a row (the Ravens later extended their record to five years in 2012).

- In the Wild Card game at Kansas City, the Ravens prevailed 30-7... Baltimore then dropped a 31-24 Divisional Round contest at Pittsburgh, which advanced to the Super Bowl... Harbaugh became the first head coach in NFL history to take over a sub-.500 team and then win a playoff game in each of his first three seasons (2008-10).
- Five Ravens earned Pro Bowl honors: K Billy Cundiff (first), LB Ray Lewis (12th), DT Haloti Ngata (second), S Ed Reed (seventh) and OLB Terrell Suggs (fourth)... WR Anquan Boldin tallied team highs with 64 catches and 837 receiving yards, while QB Joe Flacco threw 25 TD passes and a career-high passer rating (93.6)... RB Ray Rice finished with 1,776 yards from scrimmage, the NFL's third most.

2009

- After posting a 9-7 record, the Ravens produced their sixth playoff team of the decade (2000-09)... Behind the NFL's ninth-ranked scoring offense (24.4 ppg) and a defense that finished third in total yards (300.5 ppg) and points allowed (16.3 ppg), the Ravens upended the Patriots (33-14) in the Wild Card round, becoming the first road team to win a playoff game at New England since 1978.
- For the first time in team history, Baltimore had a 3,000-yard passer (Joe Flacco - 3,613), 1,000-yard rusher (Ray Rice - 1,339) and 1,000-yard receiver (Derrick Mason - 1,028) in the same season.
- Five Ravens were voted into the Pro Bowl, including LB Ray Lewis (11th), FB Le'Ron McClain (second), DT Haloti Ngata (first), S Ed Reed (sixth) and Rice (first), who tallied the NFL's second-most yards from scrimmage (2,041)... Rookie T Michael Oher, who started all 16 games, finished second for Diet Pepsi Rookie of the Year (*NFL.com* fan vote) and earned All-Rookie team honors.

2008

- In Harbaugh's initial Baltimore season, the Ravens produced an 11-5 record and advanced to the AFC Championship game... Baltimore won the Wild Card game at Miami (27-9) and the Divisional game at the AFC's top-seeded Tennessee Titans, 13-10... Pittsburgh, the eventual Super Bowl champion, stopped the Ravens (23-14) in the AFC title matchup at Heinz Field... This first Harbaugh/Ravens team tied the NFL record (since 1978) for turnarounds by a head coach taking over a sub-.500 team... The Ravens' 2-1 playoff record following that regular season campaign established a new league standard in this same category... With the 13 total victories in 2008, Harbaugh set the NFL record for the most wins ever by a rookie head coach starting a rookie quarterback (Joe Flacco).
- Baltimore's stifling defense ranked No. 2 in the NFL by allowing 261.1 yards per game and was No. 3 in points allowed per game (15.3)... The Ravens also produced an NFL-best 26 INTs, including five returned for touchdowns... S Ed Reed tied his career high (2004) with a league-leading 9 INTs.
- Five players earned Pro Bowl honors: LB Ray Lewis (10th), Reed (fifth), ST Brendon Ayanbadejo (third), OLB Terrell Suggs (third) and FB Le'Ron McClain (first)... Flacco, who became the first rookie QB ever to win two playoff games, was named the Diet Pepsi Rookie of the Year (*NFL.com* fan vote).



DAVID CULLEY

ASST. HEAD COACH/PASS COORD./WIDE RECEIVERS

COLLEGE: VANDERBILT
BORN: 9/17/55, SPARTA, TN
EXP. (NFL/RAVENS): 26/1



DAVID CULLEY is in his first season with Baltimore, serving as the team's assistant head coach/pass coordinator/wide receivers coach. Entering his 26th NFL coaching season overall, Culley spent the previous two years (2017-18) as the Bills' quarterbacks coach. Prior to his time in Buffalo, Culley served as assistant head coach/wide receivers coach with Kansas City (2013-16), where he helped guide the Chiefs to three playoff appearances during his four seasons. The veteran coach also worked alongside John Harbaugh for nine seasons (1999-2007) in Philadelphia. During his tenure with the Eagles (1999-2012), Culley spent time as wide receivers coach (1999-2010) and as a senior offensive assistant (2011-12). Culley's NFL coaching career has also included stops as wide receivers coach with the Pittsburgh Steelers (1996-98) and Tampa Bay Buccaneers (1994-95). Before entering the NFL, he spent 16 years coaching in the collegiate ranks.

ADDITIONAL COACHING HIGHLIGHTS: In 2018, Culley helped guide Buffalo QB Josh Allen, who in 11 starts established franchise records for most total TDs produced by a Bills rookie quarterback (18), most single-game rushing yards by a quarterback (135), most single-season rushing TDs by a quarterback (8) and most single-season rushing yards by a quarterback (631)...Allen also became the only player in NFL history to throw for over 200 yards and rush for over 100 yards in consecutive games...Culley also helped tutor former Ravens WR Jeremy Maclin in both Philadelphia and Kansas City, where in 2015, Maclin set a then-Chiefs single-season record for receptions (87) by a wide receiver...In Maclin's first three seasons with the Eagles (2009-11), he caught more passes (189) than any other WR in franchise history...Under Culley's direction, Eagles WR DeSean Jackson became the first player in NFL history to earn a Pro Bowl berth as both a WR and a return man (2009).

2017-18: (with Buffalo) 2018: Helped lead rookie QB Josh Allen, who posted franchise records for most total TDs produced by a Bills' rookie quarterback (18), most single-game rushing yards by a quarterback (135), most single-season rushing TDs by a QB (8) and most single-season rushing yards by a QB (631)...Allen also became the only player in NFL history to throw for over 200 yards and rush for over 100 yards in consecutive games. **2017:** QB Tyrod Taylor completed 62.6% of his passes for 2,799 yards, 14 TDs and just 4 INTs...Taylor also rushed for 427 yards and 4 scores, helping Buffalo's ground attack rank No. 1 in the NFL (164.4 ypg)...Bills also posted a league-best 29 rushing TDs and were the only team to average more than 5.0 yards per carry (5.35).

2013-16: (with Kansas City) 2016: Standout rookie WR Tyreek Hill notched 61 catches for 593 yards and a team-high 6 TDs, en route to KC's 12-4 record and AFC West title. **2015:** Chiefs went 11-5, closing out the year with 10-consecutive victories...WR Jeremy Maclin recorded 1,088 yards in his initial season with KC, marking the first 1,000-yard receiving season by a Chiefs' wideout since Dwayne Bowe's 1,159 yards in 2011...Maclin's 87 catches marked a Chiefs' single-season record by a WR. **2014:** WR Dwayne Bowe (60 for 754) tallied his seventh season with 50-or-more receptions, making him the second player in franchise history to accomplish the feat. **2013:** Three different WRs posted at least 500 receiving yards: Dwayne Bowe (57 for 673), Donnie Avery (40 for 596) and Dexter McCluster (53 for 511).

1999-2012: (with Philadelphia) Spent 14 seasons with the Eagles, coaching the WRs each year and serving as the senior offensive assistant from 2011-12...Philly made nine playoff appearances during Culley's 14 seasons, advancing

COACHING BACKGROUND

| YEARS | COLLEGE/PRO TEAM | POSITION |
|-----------|----------------------------------|--------------------------------------|
| 1978 | Austin Peay | Running Backs |
| 1979-81 | Vanderbilt | Wide Receivers |
| 1982 | Middle Tennessee State | Quarterbacks/Running Backs |
| 1983 | Tennessee-Chattanooga | Wide Receivers |
| 1984 | Western Kentucky | Quarterbacks/Wide Receivers |
| 1985-88 | Southwestern Louisiana | Quarterbacks |
| 1989-90 | Texas-El Paso | Offensive Coordinator/RBs/WRs |
| 1991-93 | Texas A&M | Wide Receivers |
| 1994-95 | Tampa Bay Buccaneers | Wide Receivers |
| 1996-98 | Pittsburgh Steelers | Wide Receivers |
| 1999-2010 | Philadelphia Eagles | Wide Receivers |
| 2011-12 | Philadelphia Eagles | Senior Offensive Assistant/WRs |
| 2013-16 | Kansas City Chiefs | Assistant Head Coach/Wide Receivers |
| 2017-18 | Buffalo Bills | Quarterbacks |
| 2019 | Baltimore Ravens | Assistant Head Coach/Pass Coord./WRs |



DAVID CULLEY

to five NFC Championship games and one Super Bowl (2004). **2012:** WR Jeremy Maclin tallied team highs in catches (69), receiving yards (857) and receiving TDs. **2011:** In Maclin's first three seasons with the Eagles (2009-11), he caught more passes (189) than any other WR in franchise history. **2010:** WR DeSean Jackson totaled 1,056 receiving yards and 6 TDs on 47 catches, earning Pro Bowl honors and helping Philly to an NFC East Division title. **2009:** Jackson (1,156 yards and 9 TDs on 62 receptions) earned Pro Bowl accolades, as the Eagles posted the NFL's fifth-best scoring offense (26.8 ppg). **2007:** WR Kevin Curtis registered 1,110 receiving yards and 6 TDs on 77 catches. **2004:** WR Terrell Owens earned first-team All-Pro honors after posting 77 catches for 1,200 yards and a franchise-record 14 TDs...Eagles advanced to Super Bowl XXXIX vs. New England. **2002:** Philly's offense ranked fourth in the NFL in points per game (25.9)...WR Todd Pinkston tallied a team-best 7 TD catches. **1999:** Hired by Andy Reid as the Eagles' WRs coach.

1996-98: (with Pittsburgh) 1998: WR Charles Johnson led the team with 815 receiving yards and 7 TDs on 65 catches. **1997:** WR Yancey Thigpen tallied a career-high 1,398 receiving yards (third most in the NFL) and 7 TDs on 79 receptions... Steelers went 11-5 and advanced to a Divisional Playoff vs. Denver. **1996:** Hired as Pittsburgh's WRs coach and helped WR Charles Johnson post 60 catches for a team-high 1,008 yards and 3 TDs.

1994-95: (with Tampa Bay) 1995: Three Bucs' wideouts posted at least 600 receiving yards: Jackie Harris (62-751), Alvin Harper (64-633) and Horace Copeland (35 for 605). **1994:** Hired as WRs coach.

1991-93: (with Texas A&M) 1993: WR Tony Harrison recorded a team-high 481 receiving yards and 4 TDs on 35 catches, helping A&M average 35.4 points per game (ninth in the country)...Aggies were 10-2, finishing with a No. 9 poll ranking. **1992:** Aggies were 12-1, earning a final No. 7 ranking. **1991:** Hired as WRs coach and helped the Aggies post a 10-2 record, finishing No. 12 in the country...Offense averaged 33.7 points per game (12th in the nation).

1978-90: (with multiple colleges) Spent time guiding several offensive positions at a number of schools, including Texas-El Paso, where he was the offensive coordinator/RBs/WRs coach from 1989-90...Also coached for his alma mater, Vanderbilt, serving as the WRs coach from 1979-81 after receiving his first coaching experience at Austin Peay while tutoring the running backs in 1978.

COLLEGE: Culley was recruited by Bill Parcells as a quarterback at Vanderbilt...Graduated with degree in health and physical education.

PERSONAL: David and his wife, Carolyn, have two children: Monty and Jessie...Prepped at White County (Sparta, TN) HS, where he played basketball (point guard), baseball (pitcher) and football (quarterback).

"The thing I would emphasize about Coach Culley, more than anything, is what an amazing teacher and communicator he is. I would say he's the best straight-up teacher and communicator I've seen coaching football one-on-one, not just because he coaches it so well, but because he's so relentless, and he coaches the important things."

— Head Coach John Harbaugh

SNEAD IV LEADS RAVENS WIDEOUTS



In 2018, veteran **WR Willie Snead IV** ranked second on the team with 651 receiving yards and 1 TD, posting a Ravens-best 62 catches. An impressive 37 of Snead IV's 62 receptions earned first downs.

Twenty-one of Snead IV's 62 grabs came between the hashes, which Ravens scouts refer to as the "blood area." Of those 21 receptions, Snead IV earned a first down 17 times, tying (Zach Ertz) for the NFL's fifth-best such mark.

MOST RAVENS RECEPTIONS / 2018

| Rk. | Player | Rec. |
|-----|------------------------|------------|
| 1. | Willie Snead IV | .62 |
| 2. | Michael Crabtree | .54 |
| 3. | John Brown | .42 |
| 4. | Javorius Allen | .35 |
| 5. | Mark Andrews | .34 |
| 6. | Nick Boyle | .23 |
| 7. | Chris Moore | .19 |

MOST NFL RECEIVING FIRST DOWNS BETWEEN THE HASHES / 2018

| Rk. | Player | FDBH |
|-----|------------------------|------------|
| 1. | Travis Kelce | .20 |
| 2. | DeAndre Hopkins | .19 |
| | Keenan Allen | .19 |
| | Robert Woods | .19 |
| 5. | Willie Snead IV | .17 |
| | Zach Ertz | .17 |



CHRIS HORTON

SPECIAL TEAMS COACH

COLLEGE: UCLA
BORN: 12/29/84, LOS ANGELES, CA
EXP. (NFL/RAVENS): 9/6 (3 PLAYING / 6 COACHING)



CHRIS HORTON was promoted to special teams coach in 2019, after serving three seasons as longtime special teams coordinator/associate head coach Jerry Rosburg's assistant. Horton has helped Baltimore's special teams units perform outstandingly over the last few seasons. In the annual special teams report from senior NFL writer Rick Gosselin, Baltimore has ranked in the NFL's Top 6 for seven-straight seasons, including first in 2015 (2018: sixth; 2017: fourth; 2016: fifth; 2015: first; 2014: fifth; 2013: fifth; 2012: second). (Gosselin's report is recognized by NFL teams as a special teams measuring stick.) No other NFL team has been in the Top 6 (or even Top 10) in each of the past seven seasons. In 2018, the most accurate kicker in NFL history, Justin Tucker (a first-team All-Pro) made 35 of 39 FGAs. (His misses were from 53 and 65 yards, and he had 2 kicks blocked.) Tucker scored a franchise-record 141 points for the third-straight season, becoming the NFL's only kicker to surpass the 140 mark in each of the past three years. In 2018, the Ravens also ranked fifth in the NFL in punt return average (11.5), with CB/RS Cyrus Jones posting the league's fourth-best mark (13.2).

ADDITIONAL COACHING HIGHLIGHTS: In 2014, Horton entered the NFL coaching ranks with the Ravens working with the team's OLBs. Horton played safety for four seasons in the NFL with the Redskins (2008-11) after being selected by Washington in the seventh round of the 2008 NFL Draft.

2014-18: (with Baltimore) 2018: K Justin Tucker (a Pro Bowl first alternate) made 35 of 39 FGAs (his misses were from 53 and 65 yards, and he had 2 kicks blocked)...Ravens were fifth in NFL punt return average (11.5) and sixth in the annual special teams report compiled by senior NFL writer Rick Gosselin. **2017:** *Football Outsiders* tabbed Baltimore's special teams as the NFL's No. 1 overall unit...Ravens ranked No. 1 in KOR average (27.5), No. 5 in PR average (10.1) and No. 1 in opponent KOR average (18.6)...P Sam Koch posted NFL bests in both punts inside the 10 (16) and 20 (40). **2016:** Tucker and LS Morgan Cox each earned their second Pro Bowl honors...Promoted to assistant special teams coach...Baltimore had an NFL-high 4 (tied, Mia.) blocked kicks. **2015:** Horton worked as a staff assistant alongside Jerry Rosburg with the Ravens' special teams...Baltimore's units excelled, ranking No. 1 by Gosselin...Ravens also ranked No. 1 by *Pro Football Focus*...Baltimore was third in the NFL in punt return average (11.3), while allowing the second-fewest yards per punt return

(5.0)...P Sam Koch and Cox each earned their first Pro Bowls...Ravens blocked a kick (2 PATs, 2 FGs and 1 punt) in five-straight contests, a feat that had not been accomplished since 1983 (Atlanta Falcons)...The 5 blocked kicks tied (Oak.) for most in 2015. **2014:** Worked primarily with the Ravens' OLBs...Led by OLB Terrell Suggs and 2014 Pro Bowl selection OLB Elvis Dumervil, Baltimore racked up the NFL's second-most sacks (49, tied with Philly), boasted the No. 2 red zone defense and allowed the fourth-fewest rushing yards per game (88.3)...Dumervil (a franchise-record 17 sacks) and Suggs (12) combined to produce the most QB drops (29) among NFL duos.

2012-13: (with UCLA) 2013: Bruins earned a 10-3 record and defeated Virginia Tech in the Sun Bowl, 42-12. **2012:** Joined his alma mater as a quality control coach, assisting with both the Bruins' defense and special teams unit under head coach Jim Mora Jr.

2013: (with Seattle) Spent training camp as a coaching intern.

NFL PLAYER (2008-11): Played three full NFL seasons after being drafted in the seventh round by the Washington Redskins in 2008...As a rookie, Horton earned NFC Defensive Player of the Week honors following his Week 2 performance vs. New Orleans when he had 2 INTs and 1 fumble recovery in the Redskins' 29-24 victory over the Saints...Also earned NFC Defensive Rookie of the Month (September) honors...Played in 29 career NFL games, but was hampered by injuries in his final three seasons, eventually concluding his playing career after a training camp stint with the New York Giants in 2012.

COLLEGE: Earned a bachelor's degree in history from UCLA... Played safety for the Bruins, earning *The Sporting News* first-team All-America (2007), first-team All-Pac-10 (2007) and second-team All-Pac-10 honors (2006).

PERSONAL: Earned three varsity letters in football at De La Salle (New Orleans, LA) HS...Chris was inducted into his high school Hall of Fame on March 15, 2014...He and his wife, Jackie, have two daughters: Kristina (5) and Khloe (3) and a son, Kaden (1).



COACHING BACKGROUND

| YEARS | COLLEGE/PRO TEAM | POSITION |
|---------|------------------|---------------------------------|
| 2012-13 | UCLA | Quality Control |
| 2014 | Baltimore Ravens | Coaching Intern (Defense) |
| 2015 | Baltimore Ravens | Staff Assistant (Special Teams) |
| 2016-18 | Baltimore Ravens | Assistant Special Teams Coach |
| 2019 | Baltimore Ravens | Special Teams Coach |



DON MARTINDALE

DEFENSIVE COORDINATOR

COLLEGE: DEFIANCE COLLEGE
 BORN: 5/19/63, DAYTON, OH
 EXP. (NFL/RAVENS): 15/8



In his first year (2018) as defensive coordinator, **DON "WINK" MARTINDALE** led the Ravens' unit to a No. 1-overall ranking, allowing an NFL-best 292.9 yards per game. Baltimore also permitted the league's second-fewest points per game (17.9), just behind Chicago's 17.7. For his coaching efforts, Martindale was recognized by *Sports Illustrated/MMQB* as the Assistant Coach of the Year and was the *AP* NFL runner-up (Bears' DC Vic Fangio) for the same award. Baltimore established a modern-era mark by not allowing a second-half touchdown in the first six games of 2018. (Last team to do so was the 1934 Detroit Lions.) Upholding its longtime defensive tradition, Baltimore was also among the best in other key defensive categories in 2018, including ranking third in third-down defense (34.1), fourth in rushing yards allowed (82.9 ypg) and fifth in passing yards permitted (210.0 ypg). The Ravens' 80.6 defensive passer rating stood second, only behind the Bears' 72.9 mark. Initially joining the Ravens in 2012, Martindale guided and helped grow a number of standout Ravens linebackers, most notably ILB C.J. Mosley, who developed into one of the league's top players and recently earned a lucrative contract with the New York Jets. The four-time Pro Bowler is one of two NFL defenders (Luke Kuechly) to tally at least 500 tackles, 8 sacks and 8 INTs since his 2014 rookie campaign. In 2017, the Ravens led the NFL in INTs (22), takeaways (34) and shutouts (3 – the most in a season since the 2003 Patriots). Over the past three seasons (2016-18), the Ravens have recorded the most interceptions (52) and the second-most (KC, 86) takeaways (79) in the NFL. In 2016, Baltimore produced an NFL-high 18 INTs (tied, KC & SD), including 4 from Mosley, who ranked second among NFL linebackers. Additionally, standout LB Zachary Orr, who was forced to retire following the 2016 campaign due to a congenital spinal condition, earned second-team All-Pro honors after finishing with a team- and career-high 130 tackles (10th most in the NFL in 2016). Following 2014, Mosley


became the first rookie Raven to earn Pro Bowl honors and finished second in the *AP* NFL Defensive Rookie of the Year voting. In addition to Mosley, former Ravens LB Daryl Smith was a standout performer for Baltimore, becoming one of just two NFL players (Lavonte David) to post at least 350 tackles, 5 sacks, 5 INTs and 4 FFs from 2013-15. In 2013, Smith led the team with 123 tackles, also setting a Ravens' single-season record by a linebacker with 19 PD. In Martindale's first season in Baltimore (2012), he coached Pro Hall of Famer Ray Lewis in his final season, helping the Ravens win Super Bowl XLVII.

ADDITIONAL COACHING HIGHLIGHTS: Martindale was the Broncos' defensive coordinator in 2010, guiding a defense that included two Hall of Famers in CB Champ Bailey and S Brian Dawkins. In 2009, he coached all four linebackers in Denver's 3-4 scheme. During that '09 campaign, former Ravens OLB Elvis Dumervil earned first-team All-Pro and Pro Bowl honors after registering an NFL-high 17 sacks. Martindale originally entered the NFL in 2004 and spent five years guiding the Oakland Raiders' LBs (2004-08). Prior to that, "Wink" coached 11 seasons in the collegiate ranks, including three years at the University of Cincinnati alongside then-assistant head coach John Harbaugh. Martindale also helped Western Kentucky and head coach Jack Harbaugh earn a Division I FCS National Championship in 2002.

2012-18: (with Baltimore) 2018: Led the Ravens' defense to a No. 1 ranking (292.9 ypg allowed) in his first season as defensive coordinator...It was the second time (2006) in team history the Ravens held the top spot...The AFC North division champs allowed the second-fewest points per game (17.9), just behind Chicago's 17.7...Recognized by *SI/MMQB* as Assistant Coach of the Year and was runner-up for the same award from the *AP*...LB C.J. Mosley (fourth), S Eric Weddle (sixth) and DT Brandon Williams (first) earned Pro Bowl honors. **2017:** Guided the linebackers for the NFL's sixth-

COACHING BACKGROUND

| YEARS | COLLEGE/PRO TEAM | POSITION |
|---------|--------------------------|--|
| 1986 | Defiance College | Secondary |
| 1987 | Defiance College | Defensive Coordinator/Secondary |
| 1988-93 | High Schools | Defensive Coordinator |
| 1994-95 | Notre Dame | Defensive Assistant |
| 1996 | University of Cincinnati | Defensive Ends |
| 1997-98 | University of Cincinnati | Linebackers/Special Teams Coordinator |
| 1999 | Western Illinois | Defensive Coordinator/Linebackers |
| 2001-02 | Western Kentucky | Inside Linebackers/Special Teams Coord. |
| 2003 | Western Kentucky | Defensive Coordinator/Inside Linebackers |
| 2004-05 | Oakland Raiders | Inside Linebackers |
| 2006-08 | Oakland Raiders | Linebackers |
| 2009 | Denver Broncos | Linebackers |
| 2010 | Denver Broncos | Defensive Coordinator |
| 2012-15 | Baltimore Ravens | Inside Linebackers |
| 2016-17 | Baltimore Ravens | Linebackers |
| 2018-19 | Baltimore Ravens | Defensive Coordinator |



DON MARTINDALE

ranked scoring defense (18.9 ppg)...Mosley earned his third Pro Bowl in four seasons, after tallying 132 total tackles, 11 TFL, 2 INTs (1 for a 63-yard TD), 1 sack, 3 FRs and 3 FFs. **2016:** Over a three-year period, Ravens were one of three teams (Den. & Sea.) to finish in the NFL's Top 10 in total defense in each year from 2014-16...Named the team's linebackers coach and helped guide Mosley to his second Pro Bowl campaign after producing 92 tackles (56 solo) and a career-high and team-leading (tied) 4 INTs...LB Zachary Orr led the team with a career-high 130 tackles before retiring on 1/20/17 due to a congenital spinal condition...Baltimore's defense finished first in the NFL with 18 INTs (tied, KC & SD), allowed the fifth-fewest rushing yards (89.4 ypg) and ranked seventh overall (322.1 ypg.). **2015:** Martindale helped Mosley total 116 tackles (76 solo), a career-high 4 sacks (-18 yards), 7 PD, 1 FF and 2 FRs for the NFL's eighth-ranked defense (337.4 ypg)... Baltimore's unit finished No. 2 overall (291.1 ypg) and No. 1 vs. the pass (183.3 ypg) over the season's final eight games... LB Daryl Smith led the team and ranked 10th in the NFL with 121 tackles (72 solo), adding 3 sacks (-19.5 yards), 1 INT and 3 PD. **2014:** Mosley became the first rookie in Ravens history to earn Pro Bowl honors, finishing as the NFL's only player with at least 125 tackles, 3 sacks and 2 INTs...Smith registered 127 tackles, 1 sack, 1 INT and 2 FFs...Ravens allowed the NFL's sixth-fewest points (18.9 ppg) and eighth-fewest yards per game (336.9), also producing the NFL's No. 2 red zone defense (42.6%). **2013:** Smith, who was signed to help replace retired Hall of Fame ('18) LB Ray Lewis, turned in a stellar season... He led the team with 123 tackles, also setting a Ravens' single-season record by a LB with 19 PD (Ray Lewis, 13 in 2003)...Smith was also one of three NFL defenders to tally at least 100 tackles, 5 sacks and 3 INTs...Defense ranked third in the NFL in third-down percentage (33.5) and seventh in the red zone (48.8%). **2012:** In his first season with Baltimore, Martindale tutored the inside linebackers, a group that was depleted by injuries, including Lewis, who missed 10 regular season games and returned and recorded an NFL-leading 51 postseason tackles (a franchise postseason record) and 1 PD for a defense that forced 10 turnovers en route to a victory in Super Bowl XLVII...LB Dannel Ellerbe set a career high in tackles (89) and sacks (4.5).

2009-10: (with Denver) 2010: Was promoted to defensive coordinator...Hall of Fame CB Champ Bailey represented the team in the Pro Bowl, also coaching Hall of Fame S Brian Dawkins. **2009:** Joined the Broncos' coaching staff as the team's linebackers coach and helped the Denver "D" rank seventh in the NFL (315.0 ypg)...Guided OLB Elvis Dumervil (who played four seasons in Baltimore from 2013-16), who led the NFL with a then-team-record 17 sacks, to Pro Bowl and first-team All-Pro honors in his first year playing OLB... LB D.J. Williams also thrived under Martindale's leadership, earning a spot as a Pro Bowl alternate.

2004-08: (with Oakland) 2006-08: Tutored the Raiders' linebackers, including 2005 draft pick Kirk Morrison, who along with 2006 draft pick Thomas Howard, led the LB

corps...Morrison and Howard were two of the league's best at forcing turnovers, each tallying 7 INTs from 2006-08. **2006:** Oakland's defense ranked third overall (284.8 ypg) and first against the pass (150.8 ypg). **2004:** Entered the NFL coaching ranks as the Raiders' inside linebackers coach.

2001-03: (with Western Kentucky) 2003: Promoted to defensive coordinator/inside linebackers for the Hilltoppers, who were ranked sixth in yards allowed per game (283.7). **2002:** WKU won the Division I FCS National Championship. **2001:** Was hired by head coach Jack Harbaugh (John's father) as inside LBs/special teams coordinator.

1999: (with Western Illinois) Was defensive coordinator/linebackers coach...Tutored former Ravens 2001 draft pick and All-American LB Edgerton Hartwell.

1996-98: (with University of Cincinnati) 1997-98: Coached special teams/linebackers, including former Ravens LB Brad Jackson. **1996:** Joined the Bearcats' staff as the defensive ends coach, working alongside John Harbaugh, who was assistant head coach.

1994-95: (with Notre Dame) Spent two seasons as the defensive assistant for the Fighting Irish...Notre Dame earned trips to the Fiesta Bowl (1994) and Orange Bowl (1995)...During the 1994 season, coached with Dean Pees (former Ravens defensive coordinator), who was the Irish secondary coach.

1988-93: Was the DC for three high schools in Ohio, including his alma mater, Trotwood-Madison.

1986-87: (with Defiance College) Began coaching career at his alma mater as its secondary coach...Promoted to defensive coordinator/secondary in 1987.

COLLEGE: Played linebacker for Defiance College in Ohio... Earned a bachelor's degree in business education.

PERSONAL: Martindale was an All-State linebacker at Trotwood-Madison (Trotwood, OH) HS...He and his wife, Laura, have a daughter, Cassie, who was a Ravens' marketing department intern in 2013, and a son, Ty.

RAVENS "D" UNDER HARBAUGH

Don Martindale leads a defensive unit that, during the John Harbaugh Era (2008-18), has been superb.

POINTS PER GAME ALLOWED

1. Baltimore Ravens19.0
2. Pittsburgh Steelers19.2
3. New England Patriots . . .19.4

TOUCHDOWNS ALLOWED

1. Baltimore Ravens 355
2. Pittsburgh Steelers 366
3. Seattle Seahawks 374

TOTAL NET YARDS ALLOWED

1. Pittsburgh Steelers308.9
2. Baltimore Ravens315.5
3. New York Jets324.0

OPPONENT PASSER RATING

1. Baltimore Ravens79.3
2. Buffalo Bills80.9
3. Cincinnati Bengals82.3

RUSHING YARDS ALLOWED

1. Pittsburgh Steelers93.8
2. Baltimore Ravens96.8
3. Minnesota Vikings102.2

THIRD-DOWN DEFENSE

1. Baltimore Ravens36.0
2. Houston Texans36.1
3. Denver Broncos36.3



GREG ROMAN

OFFENSIVE COORDINATOR

COLLEGE: JOHN CARROLL
 BORN: 8/19/72, ATLANTIC CITY, NJ
 EXP (NFL/RAVENS): 22/5



GREG ROMAN was named Baltimore's offensive coordinator in January 2019. Roman, a 22-year NFL coaching veteran, is in his second stint with the Ravens after re-joining the team in 2017. Since his return, Roman has made an impact on the offense and looks to build on recent success, including the NFL's No. 2-ranked rushing attack (152.6 ypg) from 2018. Due in large part to a pair of rookies (QB Lamar Jackson and RB Gus Edwards), the team racked up the second-most rushing yards (2,441) in franchise history in 2018, while also producing a franchise-best 5,999 total yards. Baltimore also finished as the top team in time of possession, holding the ball for an average of 32:17 per game. Over the final seven games of 2018 (with Jackson starting at QB), Baltimore piled up an NFL high 1,607 rushing yards (229.6 ypg), with Seattle (1,190) rushing for the next-highest total. Also during that seven-game span, Edwards posted the NFL's third-most rushing yards (654, tied, Chris Carson), while Jackson's 556 ranked seventh. Overall, the undrafted rookie Edwards produced a team-high 718 rushing yards in just 11 games, after being elevated from the practice squad in Week 6. In 2018, Roman coached a young group of tight ends, all of whom played a role in the team's offense. Rookie Mark Andrews (third-round draft pick) ranked No. 1 among rookie NFL tight ends in receiving yards (552) and No. 3 in receptions (34). Another rookie, first-rounder TE Hayden Hurst, became more involved in the offense after missing the first four games due to injury. Veteran TEs Nick Boyle (16 games & a career-high 213 receiving yards) and Maxx Williams (13 games, 143 receiving yards and 1 TD) contributed both in the passing game and rushing attack. In Roman's first season (2017) back with the team, the offense made significant strides, particularly in the latter part of the year. Following that season, Roman was promoted to assistant head coach/tight ends coach. Since his first term in Baltimore (2006-07), Roman has been a successful NFL offensive coordinator both in San Francisco and Buffalo. With each team, Roman worked with NFL QBs who totaled their highest single-season passer ratings under his guidance:

SF's Alex Smith (104.1 in 2012) and Colin Kaepernick (98.3 in 2012) and Buffalo's Tyrod Taylor (99.4 in 2015).

ADDITIONAL COACHING HIGHLIGHTS: Roman has 22 years experience coaching in the NFL for five teams. With Roman as offensive coordinator, San Francisco earned three-straight trips to the NFC Championship game (2011-13) and a Super Bowl appearance against the Ravens in 2012. More recently with the Bills, Roman helped Buffalo's run game excel in 2015, as it led the NFL with 152.0 rushing yards per game and 4.78 yards per carry.

2017-18: (with Baltimore) 2018: Rushing attack (152.6 ypg) finished No. 2 in the NFL, helping Ravens win AFC North...TEs group contributed to team recording the most total yards (5,999) in franchise history...Rookie TE Mark Andrews (third-round draft pick) ranked No. 1 among rookie NFL tight ends in receiving yards (552) and No. 3 in receptions (34). **2017:** Run game improved from 28th-ranked unit in 2016 (91.4 ypg) to 11th (116.0 ypg)...In the final nine games, Ravens scored the NFL's second-most points per contest (29.4), had fewest giveaways (5) and allowed second-fewest sacks (10)...RB Alex Collins ran for 973 yards and 1,160 yards from scrimmage and 6 TDs...TE Benjamin Watson posted a team-leading 61 receptions for 522 yards and 4 TDs.

2015-16: (with Buffalo) 2015: Helped Buffalo's offensive attack excel in his first year guiding the unit...Buffalo (whose rushing unit was 25th in '14) led the NFL in rushing yards (152.0 ypg), yards per rush (4.78), big-play TDs (24 of 20+ yards) and outside the red zone points scored (194)...Bills sent four offensive players to the Pro Bowl: QB Tyrod Taylor, C Eric Wood, G Richie Incognito and RB LeSean McCoy...Taylor became the third QB in NFL history to combine for a passer rating over 99 and average over 40 rushing yards per game in a single season.

2011-14: (with San Francisco) Was the 49ers' OC for four seasons (49-14 record)...San Francisco played in the NFC

COACHING BACKGROUND

| YEARS | COLLEGE/PRO TEAM | POSITION |
|-----------|---------------------|--|
| 1995 | Carolina Panthers | Defensive Quality Control/Strength & Cond. Asst. |
| 1996 | Carolina Panthers | Defensive Assistant |
| 1997-98 | Carolina Panthers | Offensive Quality Control |
| 1999-2000 | Carolina Panthers | Offensive Assistant |
| 2001 | Carolina Panthers | Assistant Offensive Line |
| 2002-03 | Houston Texans | Tight Ends |
| 2004-05 | Houston Texans | Quarterbacks |
| 2006-07 | Baltimore Ravens | Assistant Offensive Line |
| 2009 | Stanford | Tight Ends/Offensive Tackles/Running Game Coor. |
| 2010 | Stanford | Assoc. Head Coach/Asst. Head Coach |
| 2011-14 | San Francisco 49ers | Offensive Coordinator |
| 2015-16 | Buffalo Bills | Offensive Coordinator |
| 2017 | Baltimore Ravens | Senior Offensive Assistant/Tight Ends Coach |
| 2018 | Baltimore Ravens | Assistant Head Coach/Tight Ends Coach |
| 2019 | Baltimore Ravens | Offensive Coordinator |



GREG ROMAN

Championship game three years in a row (2011-13), earning a Super Bowl bid in 2012. **2012:** Roman guided the 49ers' offense to a No. 11-overall ranking (361.8 ypg), including third in both total yards per play (5.97) and rushing yards per play (5.06)...49ers set a franchise record with 621 total yards vs. Buffalo (10/7), becoming the only team in NFL history to rush for 300+ yards and throw for 300+ yards in the same game... SF competed against the Ravens in Super Bowl XLVII. **2011:** Team earned a 13-3 record and committed just 10 turnovers (5 fumbles and 5 interceptions), which is tied (NE, 2010) for the fewest in NFL single-season history...Was invited by head coach Jim Harbaugh to join him in San Francisco as the team's offensive coordinator...In Roman's first season as OC, the 49ers' rushing attack improved from the No. 19-ranked unit to eighth overall.

2009-10: (with Stanford) Spent two seasons coaching under Jim Harbaugh. **2010:** Was promoted, adding associate head coach and assistant head coach to his title...Orchestrated the Cardinal offense in 12-1 campaign, culminating in Orange Bowl victory. **2009:** Hired as running game coordinator, also working with the TEs and tackles.

2006-07: (with Baltimore) Spent two seasons assisting the Ravens' offense in Baltimore. **2006:** Baltimore won the AFC North with a franchise-best 13-3 record, earning a first-round playoff bye...T Jonathan Ogden earned his 10th-straight Pro Bowl, and the Ravens allowed a single-season franchise-low 17 sacks (also NFL's second-fewest sacks allowed in '06)...Was named the Ravens' assistant O-line coach in his first stint in Baltimore.

2002-05: (with Houston) **2004:** Transitioned to QBs coach and guided former No. 1-overall pick David Carr to his best NFL season. **2002:** Joined the expansion Texans as their TEs coach.

1995-2001: (with Carolina) Spent seven seasons with the Panthers, working with a variety of positions including the DBs, LBs and offensive linemen. **1995:** Entered the coaching ranks as an assistant with the expansion Panthers.

COLLEGE: Roman, a three-year letter-winner and two-year starting defensive lineman at John Carroll University, earned All-Ohio Conference honorable mention honors as a senior (1993)...That same season, the Blue Streaks earned a share of the OAC championship...While at John Carroll, Roman helped launch Project H.O.P.E. (Helping Others Through Physical Education) for the developmentally disabled in Northeast Ohio.

PERSONAL: Roman was an All-South Jersey guard at Holy Spirit (Absecon, NJ) HS...Greg and his wife, Dana, have three children: Connor, Gregory and Emily Grace.

RAVENS SET OFFENSIVE MARK

Boasting the NFL's No. 2 ground attack (152.6 ypg) in 2018, the Ravens racked up the most total net yards (5,999) and second-most rushing yards (2,441) in single-season franchise history.

RAVENS SINGLE-SEASON OFFENSIVE RECORDS

| MOST RUSHING YARDS | | | MOST TOTAL NET YARDS | | |
|--------------------|------|-------|----------------------|------|-------|
| Rk. | Year | Yards | Rk. | Year | Yards |
| 1. | 2003 | 2,674 | 1. | 2018 | 5,999 |
| 2. | 2018 | 2,441 | 2. | 2014 | 5,838 |
| 3. | 2008 | 2,376 | 3. | 2015 | 5,749 |





RICHARD ANGULO

ASSISTANT OFFENSIVE LINE COACH

COLLEGE: WESTERN NEW MEXICO
BORN: 8/13/80, SANTA ANA, CA
EXP. (NFL/RAVENS): 12/6 (6 PLAYING / 6 COACHING)



RICHARD ANGULO is in his sixth year with the Ravens and his third as the team's assistant offensive line coach. In 2018, Baltimore boasted the NFL's No. 2 rushing attack (152.6 ypg), while also racking up the second-most rushing yards (2,441) in franchise history. Impressively, the Ravens produced a franchise-record 5,999 total yards. From 2015-16, Angulo served as Baltimore's tight ends coach after being promoted from his original position of offensive coaching intern (2014). In 2016, Angulo guided the Ravens' deep tight ends corps, highlighted by TE Dennis Pitta, who led the NFL in receptions (86) by a tight end and produced the second-most (tied, WR Derrick Mason - 2005) catches in Ravens single-season history. In 2015, Angulo helped lead a young TEs group that contributed to the league's eighth-best passing attack (266.9 ypg) and a franchise record in net passing yards (4,271). During his first season in Baltimore as an offensive coaching intern, he helped provide statistical analysis, self-scouting reports and breakdowns of opposing defenses. That year, the Ravens' offense posted a single-season franchise record in total points (409). Prior to joining the Ravens, he spent two years (2012-13) at Trinity International University as the Trojans' offensive line/strength and conditioning coach. Angulo also has six years of NFL playing experience as a tight end. He was originally a seventh-round draft pick of the St. Louis Rams in 2003 and spent time with the Vikings (2004-06), Bears (2006) and Jaguars (2007-08).

2014-18: (with Baltimore) 2018: Posting the NFL's No. 2 rushing attack (152.6 ypg), the Ravens racked up the second-most rushing yards (2,441) in franchise history...Baltimore also produced a franchise-record 5,999 total yards, en route to winning the AFC North title...G Marshal Yanda earned his seventh Pro Bowl nod. **2017:** Helped guide an offensive line that permitted the league's seventh-fewest sacks (27, tied Vikings)...Over the last nine games of the season, Baltimore averaged the league's second-most points per contest (29.4). **2016:** TE Dennis Pitta ranked No. 1 in the NFL in catches (86) by a tight end, while his 86 receptions also stand as the most by a TE in Ravens single-season history and tie (Derrick Mason, 2005) for second overall...Pitta also finished with a career-high 729 receiving yards. **2015:** Helped guide a young TEs group led by Crockett Gillmore, who set career highs in receptions (33), receiving yards (412) and receiving TDs (4) before being placed on Injured Reserve (back)...TE Maxx Williams broke Ravens rookie tight end marks in receptions

(32) and receiving yards (268), which have since been surpassed by TE Mark Andrews in 2018. **2014:** Entered the NFL coaching ranks as an offensive coaching intern...Ravens set franchise records in total points (409) and total yards (5,838, since eclipsed in 2018)...Also permitted 19 sacks, the second fewest in team history (17 in 2006) and in the NFL.

2012-13: (with Trinity International) Spent two seasons as the offensive line/strength and conditioning coach at Trinity International. **2013:** RB Chris Elliott posted his second-consecutive 1,000-yard rushing season, becoming the first back in school history to accomplish the feat...QB Steven Anderson became TIU's all-time leader in passing yards. **2012:** Joined the Trojans and helped the offense rank 10th nationally in the NAIA, averaging 446.0 yards per game.

NFL PLAYER: (2003-08) Six-year NFL veteran who played for four teams...Appeared in 27 career games (six starts) and recorded 17 catches for 155 yards (9.1 avg.) and 1 TD in his career. **2007-08: (Jacksonville)** Posted career highs with the Jaguars, appearing in 20 games (six starts) and totaling 16 catches for 144 yards and 1 TD in two seasons. **2004-06: (Minnesota/Chicago)** Played in two games with the Vikings in 2006, recording 1 catch for 11 yards. **2003: (St. Louis)** Originally drafted in the seventh round by the Rams but did not play in any regular season games.

COLLEGE: Played TE at Western New Mexico, where he originally joined the Mustangs as a walk-on...Angulo was the first player in school history to be drafted or make an NFL active roster...Earned a bachelor's degree in rehabilitation.

PERSONAL: Attended Sandia (Albuquerque, NM) HS, where he lettered in football and basketball...During the 2013 offseason, took part in the Bill Walsh NFL Minority Coaching Fellowship with the Minnesota Vikings...Began his coaching career with a brief stint as TEs coach at Lake Forest (IL) College before joining Trinity...He and his wife, Michelle, have one daughter, Adriana (6).



COACHING BACKGROUND

| YEARS | COLLEGE/PRO TEAM | POSITION |
|---------|----------------------------------|--|
| 2012-13 | Trinity International University | Offensive Line/Strength and Conditioning |
| 2014 | Baltimore Ravens | Coaching Intern (Offense) |
| 2015-16 | Baltimore Ravens | Tight Ends |
| 2017-19 | Baltimore Ravens | Assistant Offensive Line |



ANDY BISCHOFF

ASSISTANT TIGHT ENDS COACH

COLLEGE: SOUTH DAKOTA
 BORN: 12/8/70, FARGO, ND
 EXP (NFL/RAVENS): 7/5



ANDY BISCHOFF is in his fifth year with the Ravens and his third working with the tight ends group. He served as offensive assistant/tight ends in 2018, when Baltimore posted a franchise-record 5,999 total yards and boasted the NFL's No. 2 rushing attack (152.6 ypg). In 2017, Bischoff aided a tight ends unit that helped the offense finish ranked ninth in points (24.7 ppg) and tied for seventh in both fewest giveaways (17) and sacks allowed (27). In 2016, he split time with the quarterbacks and wide receivers, helping QB Joe Flacco set a franchise record with 4,317 passing yards. Additionally, WR Mike Wallace tallied his third-career 1,000-yard season (1,017 on 72 receptions), while WR Steve Smith Sr. registered 70 catches for 799 yards and a team-high 5 TDs. In 2015, Bischoff was part of a Baltimore offense that posted a single-season franchise-record 4,271 net passing yards. Bischoff originally joined the NFL coaching ranks with the Chicago Bears in 2013 as the TEs coach/staff coordinator, where they set a single-season franchise-record with 6,109 total net yards on offense. In 2014, Bischoff tutored a group led by TE Martellus Bennett, who finished first in receptions (90) and third in receiving yards (916) among NFL tight ends, and earning a trip to the Pro Bowl.

2015-18: (with Baltimore) 2018: Rookie TEs Hayden Hurst (first round) and Mark Andrews (third round) were selected in the NFL Draft...Andrews set the record for most receiving yards (552) and receptions (34) in a season by a Ravens' rookie TE, also finishing No. 1 among all NFL rookie TEs in the yards category...Baltimore posted a franchise-best 5,999 total net yards. **2017:** TE Benjamin Watson led the team in receptions (61) and recorded 522 receiving yards...The Ravens produced the NFL's ninth-ranked scoring attack (24.7 ppg). **2016:** QB Joe Flacco set a franchise record with 4,317 passing yards, adding 20 TDs, and WR Mike Wallace posted his third-career 1,000-yard season. **2015:** An offense that lost six Week 1 starters to Injured Reserve ranked eighth in the NFL with a single-season franchise-record 4,271 net passing yards with four different starting quarterbacks.

2013-14: (with Chicago) 2014: TE Martellus Bennett set career highs with 90 receptions, 916 receiving yards and 6

TDs, earning Pro Bowl alternate honors...Coached a tight ends unit that blocked for RB Matt Forte, who rushed for 1,038 yards and set an NFL single-season record for most receptions by a RB (102). **2013:** Bennett ranked in the Top 10 among NFL TEs with 65 catches (tied eighth) and 759 receiving yards...The efforts by the TEs helped Forte set career highs in rushing yards (1,339) and TDs (9).

2008-12: (with CFL's Montreal Alouettes) 2012: The Alouettes finished first in the CFL's East Division. **2011:** Helped guide RB Brandon Whitaker to career highs in rushing yards (1,381), receiving yards (638), catches (72) and TDs (5). **2010:** Montreal clinched its second-straight Grey Cup title defeating Saskatchewan...Named the special teams coordinator/assistant to the head coach (Marc Trestman). **2009:** The Alouettes advanced to the Grey Cup for the second-consecutive season and defeated Saskatchewan... Under Bischoff's guidance, RB Avon Cobourne produced his first 1,000-yard season, led the CFL in rushing TDs (13) and was named the Grey Cup MVP. **2008:** Joined the Alouettes as the running backs/offensive quality control coach.

1993-2007: (with Cretin-Derham Hall HS, St. Paul, MN) In his first coaching role, Bischoff was the offensive line coach/run game coordinator/co-offensive coordinator (1993-2003) before becoming the assistant head coach/offensive coordinator (2004-07)...Won 168 of 190 games and earned a state title (1999)...Coached 18 offensive linemen and three tight ends that received Division-I scholarships and played in the NFL, including former Ravens C Matt Birk...Served as the dean of students for 10 years.

COLLEGE: Earned his B.A. in education from South Dakota in 1994...Was a three-year letterman as a center.

PERSONAL: Received a post master's license in administration from St. Mary's University (2006) after earning a master's degree in education administration from Mankato State University in 1998...Bischoff is married to the former Brittany Fleming, and together, they have two daughters (Makena, 20 and Morgan, 17) and a son (Jay, 4).

COACHING BACKGROUND

| YEARS | COLLEGE/PRO TEAM | POSITION |
|-----------|----------------------------|---|
| 1993-2007 | Cretin-Derham Hall HS (MN) | Offensive Line/Asst. HC/Offensive Coordinator |
| 2008-09 | Montreal Alouettes (CFL) | Running Backs/Offensive Quality Control |
| 2010-12 | Montreal Alouettes (CFL) | RBs/Special Teams Coord./Asst. to the HC |
| 2013-14 | Chicago Bears | Tight Ends/Staff Coordinator |
| 2015 | Baltimore Ravens | Offensive Quality Control |
| 2016-17 | Baltimore Ravens | Offensive Assistant |
| 2018 | Baltimore Ravens | Offensive Assistant/Tight Ends |
| 2019 | Baltimore Ravens | Assistant Tight Ends |





RANDY BROWN

ASSISTANT SPECIAL TEAMS COACH

COLLEGE: CATAWBA
BORN: 7/30/67, MARLTON, NJ
EXP. (NFL/RAVENS): 16/12



RANDY BROWN enters his 12th season coaching the Ravens' specialists and his first with the title of assistant special teams coach. From 2008-18, he served as Baltimore's kicking consultant, helping coach five Pro Bowl Ravens: P Sam Koch (2015), LS Morgan Cox (2015 & 2016), K Justin Tucker (2013 & 2016), K Billy Cundiff (2010) and K Matt Stover (last kicked for the Ravens in 2008 but earned All-Star honors in 2000 prior to Brown's arrival). Under Brown's guidance, Tucker ranks as the most accurate kicker in NFL history (237-of-263, 90.1%), and Koch holds Ravens records for punts inside the 20 (384) and gross (45.3) and net (39.5) averages.

ADDITIONAL COACHING HIGHLIGHTS: Since entering the NFL during Baltimore's 2012 Super Bowl XLVII-winning season, K Justin Tucker owns the NFL's most FGM (237) and second-most points (952)...P Sam Koch and LS Morgan Cox each earned their first-career Pro Bowl nods in 2015 after producing the NFL's second-best net (42.9) and ninth-best gross (46.7) averages...In the annual special teams report from senior NFL writer Rick Gosselin over the past seven seasons (2012-18), Baltimore has ranked in the NFL's Top 6 each year (the only team to accomplish this feat).

2008-18: (with Baltimore) 2018: K Justin Tucker earned first-team All-Pro honors after connecting on 35 of 39 FGA and scoring a franchise-record 141 points for the third-straight season...Tucker became the first kicker in NFL history to produce six seasons with 30-plus FGM and fastest to reach 900 career points (107 games). **2017:** Tucker earned second-team All-Pro honors after connecting on 34 of 37 FGAs and tying his franchise record of 141 total points...Tucker scored his 800th-career point, becoming the fastest pure kicker in league history to reach the milestone...P Sam Koch placed a league-leading 40 punts inside the 20, adding an NFL-best 16 punts in the 10. **2016:** Tucker connected on a league-best 38 of 39 FGAs, posting the fifth-best percentage in NFL single-season history...He made 35-straight FGs at one point...An NFL single-season record 24 of Tucker's 38 FGs made came from 40 yards or beyond, while his 10 FGs of 50-plus yards tied (Blair Walsh, 2012) for most in NFL history...Tucker was a perfect 10-for-10 from 50 yards and out, earning first-team All-Pro and

Pro Bowl honors. **2015:** Baltimore's special teams ranked No. 1 in the NFL by Rick Gosselin of *The Dallas Morning News* and produced two Pro Bowlers in Koch and Cox...Koch registered 42.9 net and 46.7 gross averages, ranking second and ninth in the NFL, respectively...Tucker tied for second in the NFL with 33 FGM, including 3 game-winning boots. **2014:** Tucker tallied 129 points, converting 29 of 34 attempts...Koch produced the NFL's No. 3 gross (47.4) and No. 1 net (43.3) averages, both setting Ravens' single-season records. **2013:** Tucker earned his first Pro Bowl and set team records in FGM (38), FGAs (41) and points (140, since broken), hitting 33-straight FGs at one point. **2012:** As a rookie, Tucker converted 30 of 33 FGAs, and Koch posted a 40.8 net average, en route to Baltimore's Super Bowl victory. **2011:** K Billy Cundiff recorded a career-high 122 points, also registering 44 touchbacks. **2010:** Cundiff, who earned his first Pro Bowl, tied an NFL mark with 40 touchbacks (since kickoffs moved back to the 30-yard line) and connected on 26 of 29 FGAs...Koch, whose 39 punts inside the 20 ranked No. 2 in the NFL, was named a Pro Bowl alternate. **2008:** Joined the Ravens as a kicking consultant.

2004-05: (with Philadelphia) 2004: Helped coach Eagles K David Akers, who earned his third Pro Bowl after hitting 27 of 32 FGAs and 41 of 42 PATs...P Dirk Johnson registered 42.1 gross and 37.4 net averages.

2003: (with Tennessee Chattanooga) The Mocs produced a school-record 1,336 yards on 65 KORs and set a single-game conference record with 259 KOR yards vs. Vanderbilt.

2000-02: (with multiple pro and college teams) Served as a kicking consultant for various pro and college teams, while running several national kicking camps.

1998-2000: (with Chicago) 1998: K Jeff Jaegar produced 90 points by converting 21 of 26 FGAs...P Todd Sauerbrun posted 49.4 gross and 42.1 net averages.

COLLEGE: Was a four-year letterman (1985-88) at placekicker for Catawba, where he posted 234-career points...Earned NAIA All-America recognition, All-South Atlantic Conference honors and Academic All-American accolades in 1988...Set five Catawba kicking records and was a 2008 inductee into the school's Hall of Fame.

PERSONAL: Brown was elected mayor of Evesham Township, NJ, in 2007, a post he held until 2018...Has worked in TV and radio broadcasting, including with Comcast SportsNet, WIP Radio and ESPN Radio in Philadelphia...Prepped at Cherokee (Marlton, NJ) HS, where he played football, baseball and soccer...He and his wife, Trisha, have two daughters, Ryan (13) and Mackenzie (11), and a son, Tyler (28), who is a special teams analyst at Michigan.

COACHING BACKGROUND

| YEARS | COLLEGE/PRO TEAM | POSITION |
|-----------|-----------------------------|---------------------------|
| 1989 | Catawba College | Kicking Coach |
| 1990-93 | Cherokee (NJ) High School | Special Teams Coordinator |
| 1994-97 | Holy Cross (NJ) High School | Special Teams Coordinator |
| 1998-2000 | Chicago Bears | Kicking Coach |
| 2000-02 | Multiple College/Pro Teams | Kicking Consultant |
| 2003 | Tennessee-Chattanooga | Special Teams Coordinator |
| 2004-05 | Philadelphia Eagles | Kicking Coach |
| 2008-18 | Baltimore Ravens | Kicking Consultant |
| 2019 | Baltimore Ravens | Assistant Special Teams |



JOE CULLEN

DEFENSIVE LINE COACH

COLLEGE: MASSACHUSETTS
BORN: 12/15/67, QUINCY, MA
EXP. (NFL/RAVENS): 13/4



JOE CULLEN enters his fourth year as the Ravens' defensive line coach. He originally joined the team in 2016 following two seasons with the Tampa Bay Buccaneers. A defensive line specialist, Cullen has 30 years of coaching experience, including 12 in the NFL with five teams (Bal., TB, Cle., Jax. and Det.). In 2018, the Ravens produced the NFL's No. 1 defense, allowing 292.9 yards per game. Baltimore also permitted the league's second-fewest points per game (17.9), ranked third in third-down defense (34.1) and was fourth in rushing yards allowed (82.9 ypg). Standout DT Brandon Williams earned his first Pro Bowl, while emerging star DT Michael Pierce received high grades from various analytic outlets. In 2017, Cullen guided a D-line that contributed to Baltimore allowing just 18.9 points per game (NFL's sixth-best mark) and tied for 11th with 41 sacks. In 2016, Cullen guided a D-line that contributed to Baltimore allowing just 89.4 rushing yards per game (NFL's fifth-best mark). Led by Williams, the Ravens extended their NFL record to 21-consecutive seasons of not permitting over 4.0 yards per carry (3.7 in 2016). Williams, named a second alternate to the Pro Bowl in 2016, ranked third among all NFL nose tackles by posting 51 total tackles, while DT Timmy Jernigan tallied 5 sacks (second on the team and tied for third among AFC DTs).

2016-18: (with Baltimore) In Cullen's first three seasons with Baltimore overall, the Ravens ranked third each in total defense (313.4 ypg), run defense (94.5 ypg) and yards per carry allowed (3.87)...The D-line also helped allow the league's fourth-fewest points per game (19.0) and the ninth-fewest rushing TDs (33, tied, Chi.)...Baltimore registered 79 forced turnovers during that span (the NFL's second most). **2018:** With standout efforts from DT Michael Pierce and DT Brandon Williams (who earned his first Pro Bowl), the Ravens boasted the NFL's No. 1 defense (292.9 ypg) and

permitted the league's second-fewest points per game (17.9)...Baltimore ranked third in third-down defense (34.1) and fourth in rushing yards allowed (82.9 ypg), en route to winning the AFC North title...Baltimore also had three players post at least 7 sacks (OLB Za'Darius Smith - 8.5, OLB Matthew Judon - 7 and OLB Terrell Suggs - 7)...Baltimore's 104 QB hits ranked sixth in the league. **2017:** The Ravens finished with the NFL's 12th-ranked defense (325.1 ypg) and were sixth in points allowed (18.9 ppg)...Over the final 10 weeks of the season, Baltimore produced the league's third-best run defense (84.8 ypg) and allowed the fifth-fewest runs of 10+ yards (18). **2016:** The Ravens' defense ranked seventh overall (322.1 ypg) and fifth vs. the run (89.4 ypg)... NT Brandon Williams' 51 total tackles ranked third among all NFL nose tackles, while his 34 solo stops were second... DT Timmy Jernigan posted 5 sacks (second on the team), tying (Jurrell Casey, Ndamukong Suh & Kyle Williams) for the AFC's third most...Jernigan's 9 TFL also ranked sixth among AFC DTs.

2014-15: (with Tampa Bay) Over two seasons with Cullen guiding the Bucs' D-line, Tampa Bay ranked No. 7 in the NFL in combined tackles for loss (173) and sacks (74). **2015:** The Bucs' defense ranked 10th overall in total yards allowed per game (340.4) and second in yards per rush, permitting a staunch 3.4-yard per carry average...Bucs were also 10th in the NFL in sacks per pass play...Their D-line accounted for 27.5 of the team's 38 sacks, including a team-leading 8.5 by DT Gerald McCoy, who earned his fourth-straight Pro Bowl...The 8.5 ranked fourth among NFL DTs. **2014:** Joined the Bucs as defensive line coach and guided a group that tallied 33 sacks, tying for fourth among NFL D-lines...Pass rush was led by McCoy, whose 8.5 sacks tied for the third most by an NFL DT...The Bucs' run "D" held opponents to 3.9 yards per carry, the NFL's seventh-lowest mark.

COACHING BACKGROUND

| YEARS | COLLEGE/PRO TEAM | POSITION |
|---------------|----------------------|-----------------------|
| 1990 | Massachusetts | Running Backs |
| 1991 | Massachusetts | Defensive Line |
| 1992-96 | Richmond | Defensive Line |
| 1997-98, 2000 | Richmond | Defensive Coordinator |
| 1999 | Louisiana State | Defensive Line |
| 2001 | Memphis | Defensive Line |
| 2002-03 | Indiana | Defensive Line |
| 2004 | Indiana | Defensive Coordinator |
| 2005 | Illinois | Defensive Assistant |
| 2006-08 | Detroit Lions | Defensive Line |
| 2009 | Idaho State | Defensive Line |
| 2010-12 | Jacksonville Jaguars | Defensive Line |
| 2013 | Cleveland Browns | Defensive Line |
| 2014-15 | Tampa Bay Buccaneers | Defensive Line |
| 2016-19 | Baltimore Ravens | Defensive Line |



JOE CULLEN

2013: (with Cleveland) Browns had one of the best defensive turnarounds in team history...After finishing 23rd in the league in 2012, Cleveland ranked ninth in total defense (332.4 ypg) in 2013, marking the team's best finish since 1994...The D-line helped limit opponents to an average of 3.9 yards per rush (eighth in the NFL) and marked the team's lowest average in 18 years...Cleveland also posted 40 sacks, its most since 2001.

2010-12: (with Jacksonville) Cullen spent three seasons as the Jaguars' defensive line coach, helping develop defensive tackle Tyson Alualu, the 10th-overall pick in 2010...Under Cullen, Alualu started all 48 games and led the club in sacks (3.5) in 2012. **2011:** DE Jeremy Mincey recorded career-best totals with 57 tackles and a team-leading 8 sacks and 4 FFs...Jaguars ranked No. 6 in the NFL in yards allowed (313.0 ypg), improving from 28th in 2010...Also finished fifth in the league in yards per carry (3.8), improving from 30th the previous season.

2009: (with Idaho State) Served as defensive line coach.

2006-08: (with Detroit) Spent three seasons as the Lions' defensive line coach...Under Cullen, a number of players recorded career-best sack totals, including Shaun Rogers (7 in 2007), Jared DeVries (6.5 in 2007), Dewayne White (6.5 in 2007 & 2008) and Cory Redding (8 in 2006). **2008:** Lions finished 10th in the NFL in sacks per pass attempt...Also helped develop Cliff Avril, who led all rookies in sacks (5) and FFs (4). **2007:** Detroit tied for ninth in sacks with 37.

2005: (with Illinois) Spent one season as a defensive assistant with the Illini.

2002-04: (with Indiana) **2004:** In his final season at Indiana, as its defensive coordinator, Cullen helped the Hoosiers defeat two ranked teams in the same season for the first time since 1989. **2002:** Joined the Hoosiers as defensive line coach.

2001: (with Memphis) Coached the Tigers' defensive line.

1999: (with Louisiana State) Was LSU's defensive line coach.

1992-98, 2000: (with Richmond) Spent eight seasons at Richmond, including three as defensive coordinator (1997-98, 2000)...The Spiders led the Atlantic 10 in total defense in all three seasons he served as coordinator. **2000:** Defense ranked fourth nationally vs. the run and 14th in scoring, despite playing the country's toughest schedule...Recorded a 10-3 record and an appearance in the I-AA quarterfinals. **1998:** Richmond was 9-2 and won the Atlantic 10 title, advancing to the I-AA playoffs.

1990-91: (with Massachusetts) Began his coaching career at his alma mater, first overseeing the running backs in 1990 and then the defensive line in 1991.

COLLEGE: Played nose guard at UMass from 1986-89, where he was a team captain and a three-time All-Conference honoree...Earned his bachelor's degree in sports management.

PERSONAL: Joe and his wife, Andrea, were married in June 2013 and have three daughters: Julia (4), Justina (2) and newborn Jenna.

"Coach Cullen is one of the most intense, passionate and knowledgeable people I've ever been around during my time playing football. He expects a lot from his players, but that's because he holds himself to the highest standard, as well. He's a guy who believes in you and does everything in his power to make you perform at your very best."

– DT Brandon Williams

A DISRUPTIVE DEFENSE



Over **Joe Cullen's** first three seasons (2016-18) coaching for Baltimore, the Ravens' defense ranked third in each total defense (313.4 ypg), run defense (94.5 ypg) and yards per carry allowed (3.87)...The D-line has also helped allow the league's fourth-fewest points per game (19.0)

NFL TOTAL YARDS ALLOWED / PER GAME (2016-18)

| Rk. | Team | YPG |
|-----------|-------------------------|--------------|
| 1. | Minnesota Vikings | 300.2 |
| 2. | Jacksonville Jaguars | 306.4 |
| 3. | Baltimore Ravens | 313.4 |
| 4. | Chicago Bears | 321.9 |
| 5. | Denver Broncos | 323.7 |



JOE D'ALESSANDRIS

OFFENSIVE LINE COACH

COLLEGE: WESTERN CAROLINA
 BORN: 4/29/54, SEWICKLEY, PA
 EXP (NFL/RAVENS): 11/3



JOE D'ALESSANDRIS (pronounced dell-ah-SAN-dress), a 41-year coaching veteran, enters his third season as Baltimore's offensive line coach. "Joe D" has extensive experience guiding and developing linemen, both in the collegiate ranks and pros. Since transitioning to the NFL in 2008, he's mentored players for the Chiefs, Bills, Chargers and Ravens. Prior to his time in the NFL, he tutored players in the NCAA, Canadian Football League and World League.

2017-18: (with Baltimore) 2018: Coached an O-line that helped Baltimore produce the NFL's No. 2 rushing attack (152.6 ypg) and record the second-most rushing yards (2,441) in Ravens history...Baltimore also posted a franchise-record 5,999 total yards...RG Marshal Yanda earned his seventh Pro Bowl, helping the team earn the AFC North division title. **2017:** Baltimore finished ninth in points (24.7 ppg) and seventh (tied) in both fewest giveaways (17) and sacks allowed (27) despite early season O-line injuries.

2013-15: (with San Diego) Led the Chargers' O-line for three seasons, developing talented linemen LT King Dunlap and G/T D.J. Fluker. **2014:** Despite being riddled with injuries, the line protected QB Philip Rivers, who threw for 4,286 yards and 31 TDs. **2013:** Chargers made the playoffs and allowed only 30 sacks, tying for the NFL's fourth fewest...Team also ran for over 100 yards in 12 of 16 games.

2010-12: (with Buffalo) Spent three seasons as the O-line coach, during a span in which the Bills allowed the NFL's fifth fewest sacks (87)...Buffalo also registered the league's fourth-best rushing average (4.75). **2012:** Buffalo produced the NFL's No. 6 ground attack (138.6 ypg)...RB C.J. Spiller rushed for 1,244 yards. **2011:** Bills led the NFL in fewest sacks allowed (23), which also marked Buffalo's third fewest during a 16-game season...RB Fred Jackson (934) and Spiller (561) combined to produce 1,495 rushing yards and 10 TDs. **2010:** Hired as O-line coach and tutored a unit that helped Jackson rush for 927 yards.

2008-09: (with Kansas City) Spent two seasons as assistant

O-line coach. **2009:** G Brian Waters earned his first Pro Bowl, and RB Jamaal Charles collected his first 1,000-yard rushing season. **2008:** Made his NFL coaching debut with the Chiefs.

2002-07: (with Georgia Tech) Developed a number of standout linemen by preparing them for the NFL, including T Nat Dorsey, who was drafted by Minnesota (2004), G Mansfield Wrotto (Seattle, 2007) and G Andrew Gardner (Miami, 2009)... Behind its O-line, Tech posted an ACC-best 2,591 rushing yards (199.3 ypg) in 2007...RBs P.J. Daniels (1,447 in 2003) and Tashard Choice (1,473 in 2006 & 1,379 in 2007) led the ACC in rushing...In 2005, Tech allowed an ACC-low 10 sacks.

1997-2001: (with Duke) Coached the Blue Devils' O-line for five years...Tutored several linemen who went on to play in the NFL, including G Lenny Friedman, who was drafted in the second round by Denver ('99) and enjoyed a 10-year pro career, and T Drew Strojny (a 2004 pick by the NYG)...Also coached future NFL players C Troy Andrew (Miami) and C Shawn Lynch (Arizona), who signed as rookie free agents.

1977-96: D'Alessandris spent the early part of his career coaching the offensive line position both in the collegiate ranks, CFL and World League...Entered the full-time coaching ranks as the O-line coach for Livingston University, following two years as a graduate assistant at his alma mater (Western Carolina)...In his one season (1994) with Texas A&M, the Aggies finished 10-0-1 and averaged 172.0 rushing yards per game.

COLLEGE: Earned four letters at G at Western Carolina... Team MVP and captain as a senior...Graduated with degrees in parks & recreation and health & physical education, also later earning a master's in education...While working toward his master's, he began coaching as a GA for the Catamounts.

PERSONAL: A native of Aliquippa, PA, he attended Center HS...Inducted into the Western Carolina University Athletic Hall of Fame in 2018...Was also inducted in 2010 into the Beaver County (PA) Sports Hall of Fame and Center High School Hall of Fame...Joe and his wife, Toni, have three daughters: Kelly, Emily and Anna...Kelly is married to Eric, while Anna and her husband, Allen, have a son (Maxwell) and daughter (Ella Murray).

COACHING BACKGROUND

| YEARS | COLLEGE/PRO TEAM | POSITION |
|-----------|------------------------------------|--|
| 1977-78 | Western Carolina | Graduate Assistant |
| 1979-83 | Livingston University | Offensive Coordinator & Offensive Line |
| 1984-85 | Memphis | Offensive Line |
| 1986-89 | Tennessee-Chattanooga | Offensive Coordinator & Offensive Line |
| 1990 | Ottawa (Canadian Football League) | Offensive Line |
| 1991-92 | Birmingham (World League) | Offensive Line |
| 1993 | Samford | Offensive Line & Asst. Head Coach |
| 1994 | Texas A&M | Offensive Line |
| 1995 | Memphis (Canadian Football League) | Offensive Line |
| 1996 | University of Pittsburgh | Offensive Line |
| 1997-2001 | Duke | Offensive Line |
| 2002-07 | Georgia Tech | Offensive Line |
| 2008-09 | Kansas City Chiefs | Assistant Offensive Line |
| 2010-12 | Buffalo Bills | Offensive Line |
| 2013-15 | San Diego Chargers | Offensive Line |
| 2017-19 | Baltimore Ravens | Offensive Line |





BOBBY ENGRAM

TIGHT ENDS COACH

COLLEGE: PENN STATE

BORN: 1/7/73, CAMDEN, SC

EXP (NFL/RAVENS): 21/6 (14 PLAYING, 7 COACHING)



BOBBY ENGRAM, who enjoyed a 14-year NFL playing career, is in his sixth season with the Ravens and his first as the team's tight ends coach. Engram spent his first five seasons in Baltimore guiding the wide receivers. In 2018, Baltimore's offense produced a franchise-record 5,999 total net yards. In Engram's third year (2016) guiding Baltimore's receivers, Engram's group helped record the second-most net passing yards in team history (4,100), including a franchise-best 4,317 passing yards by QB Joe Flacco. Engram also helped WR Mike Wallace achieve his third-career 1,000-yard campaign (1,017 yards on 72 receptions) in the receiver's first season with the team. WR Steve Smith Sr., in his 16th and final campaign, led the team with 5 TD receptions, adding 70 catches and 799 yards in 2016. Smith Sr. finished his illustrious career ranked seventh on the NFL's all-time receiving yards chart (14,731) and 12th in receptions (1,031). Prior to entering the coaching ranks, Engram's successful NFL playing career spanned 14 seasons (1996-2009) and three teams (Chicago, Seattle and Kansas City). Originally a second-round draft pick by the Bears, Engram played in 176 career games, totaling 650 receptions for 7,751 yards and 35 TDs.

ADDITIONAL COACHING HIGHLIGHTS: In 2015, the Ravens set a single-season record by averaging 266.9 passing yards per game despite several key injuries. In 2014, Engram's corps boasted both a 1,000-yard receiver (Smith Sr.) and a wideout who scored a team-leading 11 TDs (Torrey Smith). The Ravens finished eighth in the NFL in scoring with a franchise-record 409 total points (25.6 ppg). The longtime NFL wideout also spent two seasons (2012-13) coaching receivers at the University of Pittsburgh. In his first year with the Panthers, two of Engram's receivers (Mike Shanahan & Devin Street) earned All-Big East honors, the first time in school history the feat had been accomplished in the same season. Both players had the best statistical production of their careers. Shanahan tallied 983 yards on 62 receptions, while Street had 975 yards on 73 catches, nearly giving Pitt an unprecedented two 1,000-yard receivers in the same season. In 2011, Engram began his coaching career with the San Francisco 49ers as an offensive assistant.

2014-18: (with Baltimore) 2018: The Ravens set a franchise record with 5,999 total net yards...WR John Brown led Baltimore with 715 receiving yards and 5 TDs on 42 catches... His 17.0 yards per catch ranked fourth best in the NFL...WR Willie Snead IV had a team-high 62 receptions, with 37 of those

earning first downs. **2017:** Baltimore finished the year ranking ninth overall in points per game (24.7)...Over the season's last nine games, the Ravens scored the NFL's second-most points per contest (29.4)...WR Mike Wallace led the WRs corps, posting a team-high 748 receiving yards and 4 TDs on 52 catches (second most). **2016:** Engram's receivers helped QB Joe Flacco set a single-season franchise record with 4,317 passing yards...Wallace led the team and recorded his third-career 1,000-yard campaign (1,017 yards on 72 catches), including the longest offensive play in Ravens regular season history with a 95-yard TD reception vs. Pit. (11/6)...Wallace also had an NFL-high 5 receptions of at least 50 yards...WR Steve Smith Sr. led the team with 5 TD receptions in his final NFL season. **2015:** Ravens set a franchise record by averaging 266.9 passing yards per game, despite having four starting QBs (Flacco, Matt Schaub, Jimmy Clausen and Ryan Mallett) for the first time in team history...WR Kamar Aiken, had a breakout year, filling in for the veteran Smith Sr. (Achilles/back), who missed nine games...Aiken posted team highs in catches (74), receiving yards (944) and receiving TDs (5). **2014:** In his first season, Engram guided a talented Ravens receiving corps that boasted a 1,000-yard receiver in Smith Sr. and the team leader in touchdowns in WR Torrey Smith (11)...Smith Sr. led the team with 79 receptions for 1,065 yards, including a season-long 80-yard TD...Torrey Smith's 11 receiving TDs ranked second most in single-season team history (Michael Jackson, 14 in 1996)...Ravens set franchise records with 409 points scored and 5,838 yards...Joined Ravens as wide receivers coach.

2012-13: (with University of Pittsburgh) 2013: Engram guided WR Tyler Boyd to a record-breaking freshman season...Boyd (85 catches for 1,174 yards) earned All-ACC and Freshman All-American honors while breaking freshman school receiving records previously held by Arizona Cardinals Pro Bowl WR Larry Fitzgerald. **2012:** In his first campaign as the Panthers' wide receivers coach, two of Engram's wide receivers (Mike Shanahan and Devin Street) earned All-Big East honors in the same season, the first time in school history the feat had



COACHING BACKGROUND

| YEARS | COLLEGE/PRO TEAM | POSITION |
|---------|--------------------------|---------------------|
| 2011 | San Francisco 49ers | Offensive Assistant |
| 2012-13 | University of Pittsburgh | Wide Receivers |
| 2014-18 | Baltimore Ravens | Wide Receivers |
| 2019 | Baltimore Ravens | Tight Ends |

BOBBY ENGRAM

been accomplished...Both players each tallied nearly 1,000 receiving yards (Shanahan, 62 catches for 983 yards and Street, 73 catches for 975 yards).

2011: (with San Francisco) Entered the coaching ranks as an offensive assistant under then-first-year head coach Jim Harbaugh and the 49ers, who earned a trip to the NFC Championship game.

NFL PLAYER (1996-2009): Engram, who was a 1996 second-round pick (No. 52 overall) out of Penn State by the Bears, spent five seasons in Chicago...In 2001, he signed as a free agent with the Seahawks and played eight seasons (2001-08) in Seattle before finishing his career with the Kansas City Chiefs (2009)...In 176 games (113 starts), he compiled 650 receptions for 7,751 yards and 35 TDs...Engram also played in nine NFL postseason contests, including Super Bowl XL (2005) as a member of the Seahawks, posting 6 catches for 70 yards against the Pittsburgh Steelers. **2009: (with KC)** Played in his final NFL season with the Chiefs. **2001-08: (with Sea.)** Totaled 4,859 yards on 399 receptions and 18 TDs in Seattle. **2007:** Set career highs with 94 receptions and 1,147 receiving yards and tied his career best with 6 TDs...The 94 catches are a Seahawks' single-season record (tied, Doug Baldwin, 2016). **2005:** Voted as Seattle's recipient of the Ed Block Courage Award. **1996-2000: (with Chi.)** In his first five NFL seasons, registered 246 catches for 2,831 yards and 17 TDs for Chicago.

COLLEGE: One of the most prolific and decorated receivers in Penn State football history and the inaugural recipient (1994) of the Biletnikoff Award as the nation's top receiver, Engram was a three-time All-American and three-time All-Big Ten selection (1993-95) for the Nittany Lions...Penn State earned a 31-5 record during that span...During his award-winning junior season (1994), Engram caught 52 passes for 1,029 yards (19.8 avg.) and 7 TDs...Engram is one of only two



As a junior at Penn State, Bobby Engram was the inaugural recipient (1994) of the Biletnikoff Award, given to the nation's top wide receiver. During his award-winning season, Engram caught 52 passes for 1,029 yards (19.8 avg.) and 7 TDs.

players (Allen Robinson, 2012 and 2013) in Penn State history to twice compile 1,000 receiving yards in a season (1994 and 1995)...Nearly two decades after his final collegiate season, Engram still ranks as the Nittany Lions' all-time leader in receiving yards (3,026), receiving touchdowns (31) and 100-yard receiving games (16)...Is the only player in PSU history to record 4 receiving TDs in a single game...Also ranks fourth in school history in receptions (167) and second with 786 career punt return yards...Graduated from Penn State with a degree in exercise and sport science in 1995.

PERSONAL: Born and raised in Camden, SC, Engram attended Camden (SC) HS, where he was a three-time All-State selection at wide receiver...Established the "Bobby Engram Foundation," which aids in the research of sickle cell anemia...Engram, who played eight of his 14 NFL seasons in Seattle, was voted in 2015 by Seahawks fans as one of 40 players to make their 40th Anniversary team...He was recently named a nominee for the College Football Hall of Fame Class of 2019...Bobby and his wife, Deanna, have two daughters, Bobbi and Phoebe, and two sons, Dean and Trey.

IN LOVING MEMORY

BOBBI ENGRAM
1998-2018

Bobby Engram Foundation

Bobbi inspired many through the grace and courage with which she battled Sickle Cell Disease. From an early age, she worked to create awareness so that others knew they were not alone in their battle. Bobbi's legacy lives on through the children's programs that she supported.





CHRIS HEWITT

DEFENSIVE BACKS COACH

COLLEGE: CINCINNATI

BORN: 7/22/74, KINGSTON, JAMAICA

EXP. (NFL/RAVENS): 11/8 (3 PLAYING / 8 COACHING)



CHRIS HEWITT enters his fifth season leading the Ravens' secondary, a unit that helped the team earn the top-overall defensive ranking in 2018, allowing an NFL-best 292.9 yards per game. Against the pass, Baltimore ranked fifth, allowing 210.0 yards per game, while its 80.6 defensive passer rating stood second, only behind the Bears' 72.9 mark. The 2018 team also permitted the league's second-fewest points per game (17.9), just behind Chicago (17.7). The Ravens were also among the best in other key defensive categories in 2018, including ranking third in third-down defense (34.1) and fourth in rushing yards allowed (82.9 ypg). Over the past three seasons (2016-18), the Ravens have recorded the most interceptions (52) and the second-most (KC, 86) takeaways (79) in the NFL. In 2017, Baltimore's defense racked up an NFL-best 22 INTs, while also tying for the lead (KC & SD) in 2016 with 18 INTs. The 2017 Ravens also forced an NFL-high 34 turnovers and finished with the league's No. 1 turnover differential (+17). Baltimore's pass defense finished 10th (213.8 ypg), while its defensive passer rating (72.4) was the NFL's second-best mark. In 2016, the Ravens also forced 28 turnovers, tying (Ari. & SD) for the NFL's fourth most. In 2015, Baltimore's defense allowed the NFL's eighth-fewest yards per game (337.4), finishing No. 2 overall (291.1 ypg) and No. 1 against the pass (183.3 ypg) during the season's final eight games. Hewitt joined the defensive coaching staff in 2014, a year when the Ravens allowed the NFL's sixth-fewest points (18.9 ppg) and eighth-fewest yards per game (336.9), even though Baltimore's secondary was hit hard by injuries, with six DBs (five CBs and one safety) being placed on Injured Reserve.

ADDITIONAL COACHING HIGHLIGHTS: With Hewitt helping coach special teams from 2012-13, the Ravens ranked in the Top 5 of the annual comprehensive special teams report by senior NFL writer Rick Gosselin, finishing fifth in 2013 and second in 2012. (Gosselin's report is recognized by NFL teams as the special teams measuring stick.)

2012-18: (with Baltimore) 2018: Ravens defense ranked No. 1 (292.9 ypg)...Baltimore, the AFC North division champions, also permitted the league's second-fewest points per game (17.9), just behind Chicago (17.7)...Pass defense ranked fifth, allowing 210.0 yards per game, while the team's 80.6 defensive passer rating was second in the NFL...S Eric Weddle was voted to his third-consecutive Pro Bowl. **2017:** The Ravens' pass defense finished 10th (213.8 ypg), and the unit allowed the sixth-fewest points per game (18.9)...Baltimore led the NFL in INTs (22) for the second-straight year and has accumulated more takeaways (62) and INTs (40) than any other team in the past two seasons...The Ravens ranked No. 1 with a +17 turnover differential...Baltimore also produced the second-most defensive touchdowns (5, tied, Det. & Phi.) and recorded 3 shutouts on the season, the most by a team since 2003 (NE)...S Eric Weddle tallied a team-high 6 INTs en route to earning his second-straight (fifth overall) Pro Bowl selection. **2016:** The Ravens' defense ranked seventh overall (322.1 ypg), making Baltimore one of three teams (Den. & Sea.) to finish ranked in the NFL's Top 10 in each of the past three seasons...Baltimore's ninth-ranked pass defense (232.8 ypg) tied (KC & SD) to produce the NFL's most INTs (18)...The Ravens allowed the league's ninth-fewest points per game (20.1)...S Eric Weddle earned Pro Bowl honors, registering a team-high 4 INTs (tied with LB C.J. Mosley) and career-high 13 PD. **2015:** Baltimore's eighth-ranked defense (337.4 ypg) allowed a league-best 183.3 passing yards per game in the season's second half and helped permit the NFL's second-fewest total net yards (291.1 ypg) during that span (final eight games). **2014:** Even while battling injuries throughout the season (six DBs were placed on Injured Reserve), the Ravens' secondary helped Baltimore's "D" allow the NFL's sixth-fewest points (18.9 ppg) and eighth-fewest yards per game (336.9)...Named assistant secondary coach. **2013:** K Justin Tucker earned his first Pro Bowl nod after producing the then-second-best field goal success rate (92.7, 38-of-41)

COACHING BACKGROUND

| YEARS | COLLEGE/PRO TEAM | POSITION |
|---------|------------------|---|
| 2003 | Notre Dame | Strength and Conditioning Assistant |
| 2004 | Rutgers | Graduate Assistant |
| 2005-07 | Rutgers | Director of Speed and Skill Development |
| 2008-09 | Rutgers | Cornerbacks |
| 2010-11 | Rutgers | Running Backs |
| 2012-13 | Baltimore Ravens | Assistant Special Teams |
| 2014 | Baltimore Ravens | Assistant Secondary |
| 2015-19 | Baltimore Ravens | Defensive Backs |

"One of the things I admire about Coach Hewitt is how much he cares about the well-being of his players. He pushes us to excel on the field, and he helps guide us off of it. We have a lot of respect for who he is as a coach and a man."

— CB Jimmy Smith



CHRIS HEWITT

in Ravens single-season history...Tucker also set a then-franchise record with 140 points and kicked 3 game-winning FGs, including a Ravens-record 61-yarder at Detroit...WR/RS Tandon Doss led the NFL in punt return average (15.6)... The Ravens were second in kickoff return average (26.4) and third in punt return average (14.2), posting an NFL-high 12 punt returns of 20-plus yards. **2012:** Pro Bowl RS Jacoby Jones led the NFL in KOR average (30.7) and posted a league-best 2 KOR-TDs...Jones tied a league-high 3 kick return TDs (108- and 105-yard KORs and 63-yard PR) and set a Super Bowl record with 290 combined yards, including an NFL-postseason-record 108-yard KOR-TD...Joined the Ravens as assistant special teams coach.

2004-11: (with Rutgers) 2010-11: Was the Scarlet Knights' RBs coach and mentored RB Jawan Jamison, who joined Ray Rice in becoming just the third freshman in Rutgers history to rush for 200 yards in a game. **2008-09:** Named the team's CBs coach prior to the 2008 season...Rutgers ranked second in the Big East in pass defense in 2008 (191.3 ypg) and 2009 (204.5 ypg). **2005-07:** Was director of speed and skill development...Aided by Hewitt's training, Rice set all-time school rushing records with 910 attempts for 4,926 yards, 49 TDs and a 90-yard long gain...Rice became the first player in Rutgers history to rush for 1,000-plus yards in three seasons (2005-07). **2004:** Joined Rutgers' staff as a graduate assistant.

2003: (with Notre Dame) Served as the assistant strength and conditioning coach.

NFL PLAYER: (1997-99 with New Orleans) Signed with the Saints as a rookie free agent in 1997 and played in 39 games (four starts)...Played defensive back, serving primarily on special teams...Totaled 29 tackles (22 solo) from scrimmage, 3 sacks, 1 PD, 1 FF and 1 FR...Recorded 7 special teams tackles (6 solo) for the Saints' kickoff coverage team that

ranked fifth in the NFL in average opponent starting position (23.8-yard line) in 1998...Was named the NFC Special Teams Player of the Week in Week 12 vs. Seattle (11/16/97) after blocking a punt that led to a crucial field goal.

COLLEGE: Was a four-year letterman at Cincinnati and a two-time All-Conference USA selection (1995-96) as a DB... Played for longtime Ravens special teams coordinator Jerry Rosburg, who was the team's LBs, special teams and secondary coach (1992-95), and John Harbaugh, who was the Bearcats' special teams, TEs, OLBs and RBs coach (1989-94) and assistant head coach (1995-96)...Totaled 80 tackles and 2 INTs in his senior season...Earned a bachelor's degree in criminal justice.

PERSONAL: Participated in the NFL's Minority Coaching Fellowship Program, completing training camp stints with the Ravens (2006 and 2008), Eagles (2005) and Browns (2001)... Played football, basketball and track at Dwight Morrow (Englewood, NJ) HS...Was born in Kingston, Jamaica before moving to New Jersey when he was 5 years old...Chris and his wife, Tanisha, have three daughters (Azia, Briana and Christina) and a son (Christopher, Jr.).

TURNOVERS AT HOME

Baltimore owns a +54 turnover differential *at home* during the John Harbaugh Era, ranking as the league's third-best mark.

NFL's TOP TURNOVER DIFFERENTIALS / AT HOME (2008-18 / John Harbaugh Era)

| Rk. | Team | Takeaways | Giveaways | Turnover Diff. |
|-----|------------------|------------|------------|----------------|
| 1. | Green Bay | 166 | 87 | +79 |
| 2. | New England | 164 | 86 | +78 |
| 3. | Baltimore | 157 | 103 | +54 |
| 4. | Seattle | 159 | 107 | +52 |

TOP 10 PASS DEFENSES

The Ravens permitted the fifth-fewest passing yards per game in 2018. Here's a look at the Top 10 teams.

NFL's TOP 10 PASS DEFENSES (2018 Season)

| Rk. | Team | Passing Yards Allowed Per Game |
|-----|-------------------------|-----------------------------------|
| 1. | Buffalo Bills | 179.2 |
| 2. | Jacksonville Jaguars | 194.6 |
| 3. | Minnesota Vikings | 196.3 |
| 4. | Arizona Cardinals | 203.9 |
| 5. | Baltimore Ravens | 210.0 |
| 6. | Tennessee Titans | 216.9 |
| 7. | Chicago Bears | 219.7 |
| 8. | Detroit Lions | 224.9 |
| 9. | Los Angeles Chargers | 227.9 |
| 10. | Pittsburgh Steelers | 231.1 |





STERLING LUCAS

DEFENSIVE ASSISTANT/LINEBACKERS

COLLEGE: NORTH CAROLINA STATE
BORN: 1/7/90, ORANGEBURG, SC
EXP (NFL/RAVENS): 4/4



STERLING LUCAS is in his fourth year with the Ravens and first as defensive assistant/linebackers. He was promoted in 2018 to defensive quality control coach after spending his first two years with the Ravens as administrative assistant for the defense (2017) and as a strength and conditioning assistant (2016). Working with the NFL's top-ranked defense in 2018, Lucas' responsibilities included finding tips/tendencies on opponent offenses, self-scouting the defense and working with the linebackers. He originally joined Baltimore in 2016 after spending two years (2014-15) as a defensive graduate assistant at North Carolina State, where he also worked as a strength and conditioning graduate assistant beginning in 2013.

2016-18: (with Baltimore) 2018: Worked with the NFL's No. 1 defense, which allowed just 292.2 yards per game and permitted the league's second-fewest points per game (17.9)...LB C.J. Mosley earned his fourth Pro Bowl, and the Ravens won the AFC North title. **2017:** Served as an administrative assistant for the defense, helping Baltimore post NFL bests in INTs (22), takeaways (34) and shutouts (3 – most in a season since the 2003 Patriots)...The Ravens allowed just 18.9 points per game, which ranked sixth best in the league...Behind Pro Bowlers Mosley, OLB Terrell

Suggs and S Eric Weddle, Baltimore's "D" ranked 12th overall (325.1 ypg), also producing the NFL's 10th-best pass defense (213.8 ypg). **2016:** Joined the Ravens as a strength and conditioning assistant, but also helped the defensive coaching staff on certain projects.

2013-15: (with North Carolina State) 2014-15: Spent two full seasons working as a defensive graduate assistant, with a primary focus on coaching the linebackers and nickelbacks. (Lucas worked into the spring of 2016 before joining the Ravens). **2013-14:** Worked as a graduate assistant in the strength and conditioning department, also spending time assisting the football coaching staff.

COLLEGE: Graduated from NC State in 2012 with a bachelor's degree in communications...Later earned a master's in sport management in 2014...Played linebacker for the Wolfpack from 2008-12, although he red-shirted the 2011 season after suffering a knee injury in preseason practice...Served as a team captain his senior season...Recorded 167 tackles, 4 sacks and 1 INT during his collegiate career.

PERSONAL: Was a team captain and named team MVP during his senior season at Orangeburg Wilkinson (Orangeburg, SC) HS...Earned All-State, All-Region and All-Area honors that year...Married Brittany Gabriel in July 2017.

COACHING BACKGROUND

| YEARS | COLLEGE/PRO TEAM | POSITION |
|---------|---------------------------|--|
| 2013-14 | North Carolina State..... | Strength & Conditioning Graduate Assistant |
| 2014-15 | North Carolina State..... | Defensive Graduate Assistant |
| 2016 | Baltimore Ravens..... | Strength & Conditioning Assistant |
| 2017 | Baltimore Ravens..... | Administrative Assistant - Defense |
| 2018 | Baltimore Ravens..... | Quality Control - Defense |
| 2019 | Baltimore Ravens..... | Defensive Assistant/Linebackers |

ONWUASOR AMONG RAVENS TACKLE LEADERS

LB Patrick "Peanut" Onwuasor, who signed with the Ravens as an undrafted free agent in 2016, has been a key cog to the Ravens' defense since becoming a starter in 2017. Over the past two seasons (2017-18), Onwuasor has recorded the third-most tackles (142) and fourth-most sacks (6.5) for Baltimore. In 2018, he finished fourth on the team in both tackles (54) and sacks (5.5) for the NFL's top-ranked defense (292.9 ypg).

RAVENS TACKLE LEADERS (2017-18)

| Rk. | Player | Tackles |
|-----|----------------------------|------------|
| 1. | LB C.J. Mosley | 237 |
| 2. | S Tony Jefferson | 153 |
| 3. | LB Patrick Onwuasor | 142 |
| 4. | S Eric Weddle | 131 |
| 5. | OLB Matthew Judon | 102 |





MIKE MACDONALD

LINEBACKERS COACH

COLLEGE: GEORGIA
 BORN: 6/26/87, BOSTON, MA
 EXP. (NFL/RAVENS): 6/6



MIKE MACDONALD enters his second season as the team's linebackers coach. Now in his sixth year with the Ravens, Macdonald previously spent time as the team's defensive backs coach (2017) and as a defensive assistant (2015-16). He originally joined Baltimore in 2014 as a defensive coaching intern. In 2018, the Ravens produced the NFL's No. 1 defense, allowing 292.9 yards per game. Baltimore also permitted the league's second-fewest points per game (17.9), en route to standout LB C.J. Mosley earning his fourth-career Pro Bowl nod. In 2017, alongside secondary coach Chris Hewitt, Macdonald helped guide a defensive backfield that contributed to the NFL's most INTs (22) and forced turnovers (34). In 2016, Macdonald worked with then-secondary coach and current Bills' defensive coordinator Leslie Frazier, helping guide a unit that finished seventh overall (322.1 ypg) and produced a league-leading (tied, KC & SD) 18 INTs. During the 2015 campaign, Macdonald worked closely with defensive coordinator (then-inside linebackers coach) Don Martindale.

2014-18: (with Baltimore) 2018: Behind LB C.J. Mosley, who was named to his fourth Pro Bowl, Baltimore boasted the NFL's No. 1 defense, allowing 292.9 yards per game, and permitted the league's second-fewest points per game (17.9)...Emerging standout LB Patrick Onwuasor ranked fourth on the team in tackles (54), adding 5.5 sacks, 2 FFs (both returned for TDs by CB Tavon Young) and 1 INT... Ravens won the AFC North title in a season that marked Macdonald's first as LBs coach. **2017:** The Ravens' defense led the league with both 22 INTs and 34 forced turnovers... Baltimore finished second in the NFL in defensive passer rating (72.4) and defensive TDs (5)...The Ravens allowed 18.9 points per game (sixth in NFL) and recorded 3 shutouts, which was the most in a season since the 2003 Patriots...S Eric Weddle earned his second-straight Pro Bowl nod after posting a team-high 6 INTs. **2016:** Worked with a secondary that helped the Ravens' defense finish first in the league with 18 INTs (tied with SD and KC)...Weddle earned his fourth-career Pro Bowl nod in his first year with the Ravens after posting 89 tackles, 1 sack, 1 FF and a team-high 4 INTs (tied, LB C.J. Mosley)...The Ravens had eight different players

intercept at least one pass. **2015:** Assisted ILBs coach Don Martindale in mentoring LBs Daryl Smith and Mosley, who combined to produce the NFL's second-most tackles (493) between teammates during the 2014-15 seasons...Smith's team-leading 121 total stops ranked 10th in the NFL...Named defensive assistant. **2014:** Worked with a secondary that battled injuries (six DBs were placed on Injured Reserve) to help Baltimore allow the NFL's sixth-fewest points (18.9 ppg) and eighth-fewest yards (336.9) per game...Entered the NFL as a Ravens' coaching intern (defense).

2011-13: (with Georgia) 2013: Helped mentor ILB Ramik Wilson, who earned first-team All-SEC honors by media and coaches after posting a conference-leading 133 total tackles, including 11 TFL. **2012:** Helped guide a Georgia defense that allowed 175.6 passing yards and 19.6 points per game, ranking eighth and 18th, respectively, in the nation. **2011:** Named defensive graduate assistant after the spring game and helped produce one of the nation's top-ranked units in total (277.0 ypg, fifth), pass (176.0, 10th) and rush (101.2, 11th) defense...Originally joined the Bulldogs as a student assistant in May 2010, helping coach and coordinate offensive scout team during his first season...Worked primarily with OLBs before shifting to ILBs during the 2011 spring practice.

2008-09: (with Cedar Shoals – Athens, GA – HS) While attending Georgia, coached the linebackers and running backs under head coach Xarvia Smith, for whom he played at Centennial (Roswell, GA) HS...Earned the staff's Coach of the Year award following his first season with the Jaguars.

COLLEGE: Graduated summa cum laude with a finance degree from Georgia's Terry College of Business in 2010... Earned his master's degree in sports management from Georgia in 2013, while serving as safeties and defensive quality control coach for the Bulldogs.

PERSONAL: Was a two-sport (football and baseball) athlete at Centennial (Roswell, GA) HS.



COACHING BACKGROUND

| YEARS | COLLEGE/PRO TEAM | POSITION |
|---------|-------------------------------|-------------------------------|
| 2008-09 | Cedar Shoals (GA) HS. | Linebackers and Running Backs |
| 2011-13 | Georgia | Graduate Assistant |
| 2014 | Baltimore Ravens | Coaching Intern (Defense) |
| 2015-16 | Baltimore Ravens | Defensive Assistant |
| 2017 | Baltimore Ravens | Defensive Backs |
| 2018-19 | Baltimore Ravens | Linebackers |

"Mike is one of the rising coaching standouts in the NFL, and he has earned the respect of the locker room."
 – Head Coach John Harbaugh



JESSE MINTER

ASSISTANT DEFENSIVE BACKS COACH

COLLEGE: COLLEGE OF MOUNT SAINT JOSEPH
BORN: 5/9/83, LITTLE ROCK, AR
EXP. (NFL/RAVENS): 3/3



JESSE MINTER enters his third season with the Ravens and first as the team's assistant defensive backs coach. From 2017-18, he served as a defensive assistant who was responsible for organizing details of quality control and self-scouting, in addition to conducting opponent analysis for both sides of the ball. He also worked closely with secondary coach Chris Hewitt, assisting on-field with the defensive backs. Prior to the NFL, Minter coached for 11 years on the collegiate level, most recently spending four seasons (2013-16) as Georgia State's defensive coordinator.

2017-18: (with Baltimore) 2018: Ravens produced the NFL's No. 1 defense, allowing 292.9 yards per game...Baltimore also permitted the league's second-fewest points per game (17.9)...Ravens ranked fourth in rushing yards allowed (82.9 ypg) and fifth in passing yards permitted (210.0 ypg), while their 80.6 defensive passer rating stood second...S Eric Weddle earned his sixth-career Pro Bowl nod. **2017:** Hired as a defensive assistant...The Ravens' pass defense finished 10th (213.8 ypg), and the unit allowed the sixth-fewest points per game (18.9)...Baltimore led the NFL in INTs (22) for the second-straight year...The Ravens also ranked No. 1 with a +17 turnover differential and produced the second-most defensive touchdowns (5, tied, Det. & Phi.)...Ravens registered 3 shutouts on the year, the most by a team since 2003 (NE)...S Eric Weddle tallied a team-high 6 INTs en route to earning Pro Bowl honors.

2013-16: (with Georgia State) 2016: The Panthers' defense ranked seventh in pass efficiency in FBS play, also concluding the year ranking 19th in yards-per-play average and 22nd in red zone defense...Minter was named the Sun Belt Conference's top recruiter by *Scout.com*. **2015:** Helped lead the Panthers to their first bowl game (Cure Bowl) in school history...Georgia State was the most improved rushing and scoring defense in all of FBS, finishing in the Top 4 in conference scoring defense (28.3 ppg), total defense (405.6 ypg), rushing defense (181.4 ypg) and pass efficiency

defense (120.3)...Was a Broyles Award nominee, an annual honor given to the best assistant coach in college football... Named the Sun Belt Conference's top recruiter. **2013:** Was named defensive coordinator.

2009-12: (with Indiana State) 2012: Guided a defense that ranked third in the FCS in scoring (14.3 ppg) and sixth in yards allowed (296.4 ypg)...The Sycamores also ranked fifth in FCS in pass efficiency defense...ISU recorded a 17-14 road victory at No. 1-ranked and defending FCS champion North Dakota State...Thirteen Indiana State defenders earned All-Missouri Valley Football Conference honors over a two-season span (2011-12). **2011:** Was elevated to defensive coordinator. **2009:** Originally hired by Indiana State to coach the linebackers and special teams unit, also serving as recruiting coordinator.

2007-09: (with University of Cincinnati) 2011: Spent three seasons as a defensive graduate assistant, also helping coach the linebackers. **2008:** Bearcats won the Big East Conference and earned a BCS berth in the Orange Bowl. **2007:** Cincinnati defense led the nation in takeaways.

2006: (with Notre Dame) Served as a defensive intern, helping the Irish post a 10-3 record.

COLLEGE: Graduated with a B.A. in liberal studies from the College of Mount Saint Joseph...Played wide receiver for the Lions' football team, which posted a school-record 30-10 mark during his four years, including back-to-back conference titles and Division III playoff appearances.

PERSONAL: A native of Yorktown, IN, Jesse and his wife, Rachele, have a daughter, Camilla (3), and son, Montgomery (1)...Jesse's father is former University of Cincinnati head football coach Rick Minter, who also coached linebackers for the Philadelphia Eagles...Jesse and Rick coached together at Georgia State, with the elder Minter serving as defensive line coach while his son was defensive coordinator...Prepped at Yorktown (IN) HS, where he played wide receiver.

COACHING BACKGROUND

| YEARS | COLLEGE/PRO TEAM | POSITION |
|---------|--------------------------|--|
| 2006 | Notre Dame | Defensive Intern |
| 2007-09 | University of Cincinnati | Defensive Graduate Assistant/Linebackers |
| 2009-10 | Indiana State | LBs/Recruiting Coord./Special Teams Coord. |
| 2011-12 | Indiana State | Defensive Coordinator/Defensive Backs |
| 2013-16 | Georgia State | Defensive Coordinator |
| 2017-18 | Baltimore Ravens | Defensive Assistant |
| 2019 | Baltimore Ravens | Assistant Defensive Backs |

"Jesse is a terrific young coach who has a very bright future in this industry. He has been a versatile asset for our defensive staff the past two years, and we look forward to the contributions he'll make in his new role [in 2019]."

– Defensive Coordinator Don Martindale





STEVE SAUNDERS

HEAD STRENGTH & CONDITIONING COACH

COLLEGE: MILLERSVILLE
BORN: 3/23/70, MYERSTOWN, PA
EXP. (NFL/RAVENS): 4/4



STEVE SAUNDERS is in his fourth year with the Ravens. In his current role as head strength & conditioning coach, he oversees the performance department and strength and conditioning programs. In 2017, he served as the director of performance, after originally joining the organization in 2016 as the team's director of performance and recovery. Saunders guides all sports science, speed, strength training and recovery initiatives, working closely with the team's athletic training department. His focus includes player injury prevention, recovery and energy system training in an effort to maximize performance.

Saunders founded Power Train Sports Institute in 1999, and prior to joining the Ravens, grew Power Train from a single unit to a 200-employee operation in 28 locations nationwide. Best known for his work with longtime Steelers LB James Harrison, who was the 2008 NFL Defensive Player of the Year, Saunders has trained hundreds of NFL, NHL and MLB athletes. For over a decade, he directed one of the nation's top NFL Combine training programs, preparing first-round selections in football, baseball and hockey.

2016-18: (with Baltimore) Continued to develop and implement a training regimen that has produced the team's most productive offseason programs, with 99 percent of players in attendance...Helped Baltimore capture the 2018 AFC North title...In the past three seasons, players have experienced a continued decrease in nuisance injuries and increased performance benefits from a newly-configured program. **2018:** Named head strength and conditioning coach. **2016:** Named director of performance and recovery.

1999-2017: (with Power Train Sports Institute) Founded (1999) and built Power Train into one of the world's leading providers of best-in-class sports performance training... Professional athletes benefit from Saunders' proprietary energy training system based on speed and conditioning programs, strength and rehabilitation.

2013-14: (with Team Lokomotiv) Hosted and trained the three-time Russian Superleague champion Lokomotiv Yaroslavl, currently of the Kontinental Hockey League.

2012: Named to the Under Armour Training Council, a collection of the world's highest-caliber strength and conditioning professionals.

2011: Guided more than 90 NFL athletes through rehabilitation, training, speed, strength and conditioning programs during the 2011 NFL lockout.

2005-09: Independently contracted by more than 20 Steelers players for advanced strength and speed training, rehab and recovery during the 2005-09 seasons, assisting the team to two Super Bowl titles (2005 and 2008).

COLLEGE: Graduated from Millersville (Lancaster, PA) University, where he was a captain and four-year starter at DT...Earned multiple All-ECAC and All-PSAC honors.

PERSONAL: Born and raised in Myerstown, PA...Attended Eastern Lebanon County (Myerstown, PA) HS, where he was a standout in football, basketball and baseball...Saunders and his wife, Emily, have five children: two daughters (Lily and Morgan) and three sons (Logan, Stone and Major).



Along with many of their teammates, S Tony Jefferson (left) and QB Lamar Jackson (right) took part in the 2019 voluntary offseason strength and conditioning program.



ANTHONY WATSON

ASSISTANT STRENGTH & CONDITIONING COACH

COLLEGE: LYCOMING (PA) COLLEGE BORN: 4/17/87, PHILADELPHIA, PA EXP. (NFL/RAVENS): 1/1

Anthony Watson is in his first NFL season as the Ravens' assistant strength and conditioning coach. Watson works closely with head strength and conditioning coach Steve Saunders to oversee a program that helps prepare players for the rigors of each NFL season. He joins the Ravens having spent the last several years working at Power Train Sports in Pennsylvania. (Power Train is a sports performance and fitness training facility founded by Saunders in 2000.) Watson attended Lycoming (PA) College, where he played basketball and finished his career

tyed for fourth in school history in 10-plus assist games. Born in Philadelphia, PA, Watson attended Archbishop Carroll HS, where he was a four-year letterwinner in basketball and earned All-Catholic honorable mention honors as a senior. He and his wife, Chelsea, have two children: a son, Karter (5) and newborn daughter, Kyah.



JAMES URBAN

QUARTERBACKS COACH

COLLEGE: WASHINGTON AND LEE
 BORN: 12/1/73, SPRINGFIELD, IL
 EXP (NFL/RAVENS): 16/2



JAMES URBAN is in his second season with the Ravens. He joined the team in 2018 as quarterbacks coach, when he helped mentor rookie QB Lamar Jackson, who started the regular season's last seven games and posted a 6-1 record. Urban, a 16-year NFL coaching veteran, has experience as part of two prolific NFL offenses. He spent seven seasons (2011-17) with AFC North rival Cincinnati, coaching the team's wide receivers, including All-Pro A.J. Green during each of those years. One of the NFL's top receivers, Green ranked fourth in total receiving yards (8,213) from 2011-17. He is also second in both catches and yards and third in TDs on the Bengals' all-time receiving list. Prior to joining Cincinnati, Urban entered the NFL ranks with the Philadelphia Eagles in 2004. After five seasons in two roles under then-head coach Andy Reid, he was promoted to quarterbacks coach in his final two seasons (2009-10), coaching Pro Bowlers Donovan McNabb (2009) and Michael Vick (2010), both of whom excelled under Urban's direction.

2018: (with Baltimore) Joined the Ravens as the team's quarterbacks coach, helping guide rookie QB Lamar Jackson, who was selected in the first round (32nd overall) of the 2018 NFL Draft...Jackson started the regular season's last seven games, posting a 6-1 record and helping the Ravens to the AFC North Division title...Jackson joined QBs Ben Roethlisberger and Dak Prescott as the only rookie QBs with at least six wins in their first seven starts since the 1970 NFL merger... Baltimore's offense produced a franchise-record 5,999 total yards...With Jackson as the starter, the Ravens piled up an NFL-high 1,607 rushing yards (229.6 ypg), with Seattle (1,190) rushing for the next-highest total...Urban helped Jackson produce a team-leading 147 rushing attempts for 695 yards (most among all NFL QBs) and 5 TDs, also earning AFC Offensive Rookie of the Month honors for December.

2011-17: (with Cincinnati) In seven seasons with the Bengals, Urban guided a strong wide receivers group led by one of the NFL's best in A.J. Green...From 2011-17, Green ranked fourth

in the league in receiving yards (8,213), fifth in receptions (556) and sixth in receiving TDs (57)...Green is also second (Chad Johnson) on Cincinnati's all-time leading receiving list in yards and catches...Urban has guided other young wideouts, including Marvin Jones and Mohamed Sanu, both of whom were drafted by the Bengals in 2012 but became coveted free agents in 2016. **2017:** With his seventh Pro Bowl selection in his seventh NFL season, Green (who tallied his sixth 1,000-yard season) became the only NFL WR since the 1970 merger to be invited to the Pro Bowl in each of the first seven years of his career (Green didn't play in '17 Pro Bowl due to injury)... Brandon LaFell was the team's second-leading receiver with 548 yards (52 catches). **2016:** Bengals signed veteran free agent LaFell, who led the team with 6 TDs on 862 receiving yards and 64 catches...LaFell and rookie Tyler Boyd combined for 1,465 yards, as the team re-tooled its receiving group. **2015:** Green led the team with 1,297 receiving yards, 86 catches and 10 TDs...Jones (816) and Sanu (394) combined for 1,210 receiving yards, their best season as a pair, propelling both into significant free agent contracts. **2014:** Earning his fourth Pro Bowl, Green collected another 1,000-yard season (1,041) despite missing three games (turf toe). **2013:** Guided a strong group led by Green, who recorded his best season in leading Cincinnati with 1,426 receiving yards on 98 receptions (both career highs), also tying his career high with 11 TD catches... Urban also tutored second-year wideouts Jones, the team's second-leading receiver (714 yards and 10 TDs), and Sanu (455 yards and 2 TDs)...Bengals receivers scored 23 receiving TDs. **2012:** Green caught 97 passes for 1,350 yards and 11 TDs in his second season, while WR Andrew Hawkins (533 yards, 51 catches & 4 TDs) had a breakout year under Urban's tutelage. **2011:** Joined the Bengals as wide receivers coach and helped groom the No. 4-overall pick (Green) in his rookie year.

2004-10: (with Philadelphia) Spent seven seasons with the Eagles, the first four working alongside John Harbaugh. **2009-10:** Served as QBs coach, guiding Pro Bowl seasons

COACHING BACKGROUND

| YEARS | COLLEGE/PRO TEAM | POSITION |
|-----------|----------------------------|--|
| 1997-98 | Clarion University | Wide Receivers and Tight Ends |
| 1999-2003 | University of Pennsylvania | Director of Football Administration/Operations |
| 2004-06 | Philadelphia Eagles | Assistant to the Head Coach |
| 2007-08 | Philadelphia Eagles | Offensive Quality Control |
| 2009-10 | Philadelphia Eagles | Quarterbacks |
| 2011-17 | Cincinnati Bengals | Wide Receivers |
| 2018-19 | Baltimore Ravens | Quarterbacks Coach |

"Coach Urban is a veteran who knows how to get the best out of his players. He was instrumental in my development throughout my rookie year, and I look forward to learning and growing more under his guidance."
 — QB Lamar Jackson



JAMES URBAN



for Michael Vick ('10) and Donovan McNabb ('09)...Vick signed as a free agent in his return to the NFL ('09), backing up McNabb in his first season, then starting 12 games in 2010, earning the *AP* Comeback Player of the Year award and was the NFC's starting QB in the Pro Bowl...In his final season in Philly, McNabb earned his sixth Pro Bowl berth (first since '04) under Urban's guidance. **2007-08:** Served as offensive quality control coach. **2004-06:** Hired by Andy Reid as assistant to the head coach.

1999-2003: (with Univ. of Pennsylvania) 1999: Hired as the director of football administration/operations at Penn.

1997-98: (with Clarion) Spent two seasons coaching wide receivers and tight ends at Clarion (PA) University.

COLLEGE: A native of Mechanicsburg, PA, Urban played wide receiver and kick returner at Washington and Lee University (1992-95), earning a bachelor's degree in English...He also holds a master's degree in communications from Clarion.

PERSONAL: Urban attended Trinity (Camp Hill, PA) HS... James and his wife, Patrice, have two daughters, Brielle and Cassidy, and a son, Jameson.

JACKSON'S STARTING DEBUT

QB Lamar Jackson made his first-career start in 2018 in Week 11 vs. Cincy, boosting the Ravens to a 24-21 victory. Here are several notable feats by the first-round draft pick (32nd overall) from the game:

- Jackson completed 13 of 19 passes for 150 yards and 1 INT, adding 119 rushing yards on 26 carries.
- It marked the first time in NFL history that a team had a rookie QB and RB (Gus Edwards, 115) each surpass 100 rushing yards.
- Jackson's 119 rushing yards are the third most by a rookie QB since the 1970 AFL-NFL merger, with only QB Robert Griffin III (138 on 10/14/12 with Washington) and Josh Allen (135 on 12/2/18 for Buffalo) having more.
- The 119 stand as the most rushing yards by a QB in a starting debut, while his 26 attempts are the most by a QB in the modern NFL era.

ACTION JACKSON



In 2018, rookie QB Lamar Jackson rushed for 695 yards, the most among all NFL quarterbacks. In his last seven games alone (all starts with a 6-1 record), Jackson posted 556 rushing yards, which ranked as the NFL's seventh-most overall from Weeks 11-17.

MOST RUSHING YARDS / QUARTERBACKS / 2018 SEASON

| Rk. | Quarterback | Att. | Yards | Avg. | LG | TDs |
|-----|-----------------------|------|-------|------|----|-----|
| 1. | Lamar Jackson (Bal.) | 147 | 695 | 4.73 | 39 | 5 |
| 2. | Josh Allen (Buf.) | 89 | 631 | 7.09 | 45 | 8 |
| 3. | Deshaun Watson (Hou.) | 99 | 551 | 5.57 | 34 | 5 |

- QB Lamar Jackson's 695 rushing yards ranked 11th most by a QB in NFL single-season history and stand third by a rookie QB, only behind Robert Griffin III (815 in 2012) and Cam Newton (706 in 2011).



CRAIG VER STEEG

SENIOR ASSISTANT/RUNNING BACKS

COLLEGE: USC
 BORN: 9/11/60, REDONDO BEACH, CA
 EXP (NFL/RAVENS): 13/12



CRAIG VER STEEG (pronounced ver-**STEGG**) is in his 12th year working with the Ravens’ offense. Ver Steeg, who owns 36 years of coaching experience, has an extensive background working with quarterbacks, receivers and running backs – and helping them succeed. As one of John Harbaugh’s original coaching hires (2008), Ver Steeg has assisted Ravens offenses in numerous areas, including game preparation, game and practice analysis and guiding players.

ADDITIONAL COACHING HIGHLIGHTS: Super Bowl XLVII MVP QB Joe Flacco (2008-18) led the Ravens’ offense during much of Ver Steeg’s tenure in Baltimore, setting career highs in passing yards (4,317 in ‘16), TDs (27 in ‘14) and completion percentage (64.9 in 2016). In 2018, Baltimore boasted the NFL’s No. 2 rushing attack (152.6 ypg) and produced a franchise-record 5,999 total yards. Prior to the NFL, Ver Steeg guided several players who benefited under his tutelage on the collegiate level, including QB Alex Smith and RB Ray Rice.

2008-18: (with Baltimore) 2018: The Ravens finished second in rushing (152.6 ypg) and set a single-season record with 5,999 total yards en route to winning the AFC North title. **2017:** Baltimore ranked ninth in points per game (24.7) and seventh (tied) in both fewest giveaways (17) and sacks allowed (27). **2016:** QB Joe Flacco set a career and Ravens single-season high with 4,317 passing yards and a 64.9 completion percentage. **2015:** Behind four different starting QBs for the first time in team history, Baltimore posted the NFL’s No. 8-ranked passing offense (266.9 ypg), including a franchise-record 4,271 net passing yards. **2014:** Offense set single-season franchise marks in total points (409) and road points (206)...WR Torrey Smith recorded 11 TD receptions, the second most in team history (Michael Jackson, 14 in 1996)...Baltimore’s 19 sacks allowed were the second fewest both in the NFL in ‘14 and in team history...Pro Bowl RB Justin Forsett produced a career-best 1,266 rushing yards and led the NFL in runs of 20-plus yards (team-record 17). **2012:** Baltimore surrendered just 16 giveaways, setting a franchise single-season low and tying for the NFL’s second fewest. **2009:** Assisted with game preparation for a unit that set team records for most total TDs (47) and most rushing TDs (22).

2003-07: (with Rutgers) 2007: Served as RBs coach, guiding Ravens 2008 second-round draft pick and All-American RB Ray Rice, who rushed for a school-record 2,012 yards and 24 TDs on 380 carries (154.8 ypg)...Rice finished his career holding several Rutgers records, including career yards rushing (4,926), career rushing TDs (49) and single-game rushing yards (280). **2005:** Served as offensive coordinator at Rutgers, which finished second in the Big East in both total offense (406.3 ypg) and passing (234.6 ypg). **2004:** Scarlet Knights boasted the nation’s No. 6 overall and Big East’s top-ranked passing attack (310.5 ypg).

2001-02: (with Utah) Served as offensive coordinator/QBs... Helped recruit the No. 1 overall pick in the 2005 NFL Draft, QB Alex Smith, to Utah...Utah’s offense improved 50-or-more spots nationally in nearly every offensive category.

1997-2000: (with Illinois) Served as QBs coach and recruiting coordinator for four years for the Illini.

1996: (with Chicago) Under Dave Wannstedt, worked with the Bears’ QBs as an offensive asst./quality control coach.

1994-95: (with Harvard) Served as the passing game coordinator, QBs and WRs coach and recruiting coordinator.

1990-93: (with Cincinnati) Spent four years on the Cincinnati coaching staff with John Harbaugh...Coached QBs, WRs and served as recruiting coordinator.

1986-89: (with Utah) 1989: As the school’s assistant QBs coach, he worked with NCAA record-setting QB Scott Mitchell, who went on to play 12 NFL seasons...Also served as Utah’s recruiting coordinator and graduate assistant/QBs.

1984-85: (with USC) Launched his coaching career at his alma mater as a graduate assistant.

COLLEGE: Graduated from USC in 1983 and later received his master’s degree in education from USC in 1986.

PERSONAL: Attended Redondo (Redondo Beach, CA) HS, where he was later hired as an assistant coach (1980-82) while attending USC...Lettered in football as a DB and wrestled all four years...Craig and his wife, Lisa, have a son, Ian (15).

COACHING BACKGROUND

| YEARS | COLLEGE/PRO TEAM | POSITION |
|-----------|-------------------------------|----------------------------------|
| 1984-85 | USC..... | Graduate Assistant |
| 1986-89 | Utah..... | QBs/Recruiting Coordinator/G.A. |
| 1990-93 | University of Cincinnati..... | QBs/WRs/Recruiting Coordinator |
| 1994-95 | Harvard..... | Quarterbacks/Wide Receivers |
| 1996 | Chicago Bears..... | Offensive Asst./Quality Control |
| 1997-2000 | Illinois..... | QBs/Recruiting Coordinator |
| 2001-02 | Utah..... | Offensive Coordinator/QBs |
| 2003-07 | Rutgers..... | Offensive Coordinator/QBs/RBs |
| 2008-10 | Baltimore Ravens..... | Offensive Assistant |
| 2011 | Baltimore Ravens..... | Offensive Assistant/Quarterbacks |
| 2012-16 | Baltimore Ravens..... | Senior Offensive Assistant |
| 2017 | Baltimore Ravens..... | Offensive Assistant/Quarterbacks |
| 2018 | Baltimore Ravens..... | Senior Offensive Assistant |
| 2019 | Baltimore Ravens..... | Senior Assistant/Running Backs |





MATT WEISS

RUNNING BACKS COACH

COLLEGE: VANDERBILT
 BORN: 3/1/83, CHESHIRE, CT
 EXP (NFL/RAVENS): 11/11



MATT WEISS is in his 11th year with the Ravens and his first as the team's running backs coach. In three overall seasons coaching on offense, Weiss has assisted with the quarterbacks (2016-17) and worked with the wide receivers (2018). Prior to joining the offense, he coached on defense in a variety of roles, including cornerbacks coach, assistant linebackers coach and quality control. In addition to his offensive coaching responsibilities, in 2018 Weiss served as Baltimore's football strategy coordinator. In that role, he was responsible for leading the analytics department of the coaching staff, advising head coach John Harbaugh on game management and scripting situational practice periods.

ADDITIONAL COACHING HIGHLIGHTS: From 2009 (when Weiss began assisting with game management) to 2018, the Ravens produced the NFL's most successful coach challenges (42, including postseason; the league average during this span was 24). With Weiss' assistance, on drives *beginning* in the last 2 minutes of the first half, Baltimore ranked fifth in points differential in 2018 (+14), first in 2017 (+34) and second in 2016 (+31). The Ravens are the only team to rank in the top 5 in this category in three-straight seasons. Additionally, with help from Weiss, Baltimore twice used an intentional safety to win a game, including the team's Super Bowl XLVII victory.

2009-18: (with Baltimore) 2018: Boasting the NFL's No. 2 rushing attack (152.6 ypg), the Ravens racked up the second-most rushing yards (2,441) in franchise history and produced a franchise-record 5,999 total yards...WR Willie Snead IV led the team with 62 catches (651 yards), while WR John Brown tallied a team-high 715 yards and 5 TDs on 42 receptions, en route to Baltimore's AFC North title. **2017:** Baltimore finished the year ranking ninth overall in points per game (24.7), the third-highest mark in franchise history. **2016:** Transitioned to the offensive side of the ball for the first time and worked with then-QBs coach Marty Mornhinweg and the quarterbacks... QB Joe Flacco set a franchise record and career high in passing yards (4,317), completions (436) and completion percentage (64.9). **2015:** Promoted to cornerbacks coach and helped lead the NFL's eighth-ranked defense (337.4 ypg)...The Ravens' pass defense improved from 23rd the prior year to 10th overall (233.6 ypg). **2014:** Promoted to assistant LBs coach and helped OLB Elvis Dumervil set a franchise sack record (17

and earn Pro Bowl honors...OLBs Terrell Suggs and Dumervil combined to produce the NFL's top sack tandem (29)...LB C.J. Mosley also became the first rookie in team history to earn Pro Bowl honors. **2013:** Suggs (10) combined with Dumervil (9.5) to produce 19.5 sacks, and ILB Daryl Smith was one of just three NFL defenders to post at least 100 tackles, 5 sacks and 3 INTs...Smith's 19 PD set a team record by a LB. **2012:** Responsible for breaking down opponents' tendencies, self-scouting and assisting in the secondary...Also responsible for advising John Harbaugh on game management...Ravens won Super Bowl XLVII, defeating the 49ers, 34-31, and sealing the game with an intentional safety. **2011:** Among other duties as the head coach's assistant, Weiss broke down opponent tendencies, created scouting reports and assisted with the secondary...Ravens allowed the NFL's fewest passing TDs with (11)...Defense allowed the third-fewest points (16.6 ppg) in the NFL for the fourth-straight season, tying an NFL record of being in the Top 3 for consecutive years. **2010:** Included in responsibilities as the head coach's assistant, Weiss handled defensive quality control duties and worked with the LBs in practice and meetings...Ravens allowed the NFL's third-fewest points (16.9 ppg) for the third-consecutive year...Lewis (12th) and Suggs (fourth) earned a trip to the Pro Bowl. **2009:** Joined Baltimore as the head coach's assistant and worked with then-secondary coach Chuck Pagano...Defense ranked No. 3 overall (300.5 ypg)...S Ed Reed earned his sixth Pro Bowl.

2005-08: (with Stanford) Earned a master's in liberal arts from Stanford while also serving as a G.A. under then-head coach Jim Harbaugh...Worked with the defense and special teams.

COLLEGE: Played at Vanderbilt (2001-04), where he earned a degree in economics...Weiss also earned a master's degree in liberal arts from Stanford (2008).

PERSONAL: While an assistant coach at Smyrna (TN) HS from 2003-04, established a tutoring program to help student-athletes achieve NCAA eligibility...Played baseball and football at Hopkins School (New Haven, CT), and as QB, led the football team to its first-ever 12-0 record and New England Prep School Class C Championship his senior year...Matt and his wife, Melissa, have a son, Bowen, and two daughters, Zuzana and Noema.



COACHING BACKGROUND

| YEARS | COLLEGE/PRO TEAM | POSITION |
|---------|------------------|---|
| 2005-07 | Stanford | Graduate Assistant |
| 2008 | Stanford | Defensive & Special Teams Assistant |
| 2009-11 | Baltimore Ravens | Head Coach's Assistant |
| 2012-13 | Baltimore Ravens | Defensive Quality Control |
| 2014 | Baltimore Ravens | Defensive Quality Control/Linebackers Asst. |
| 2015 | Baltimore Ravens | Cornerbacks |
| 2016-17 | Baltimore Ravens | Offensive Assistant |
| 2018 | Baltimore Ravens | Football Strategy Coordinator/WRs |
| 2019 | Baltimore Ravens | Running Backs |



T.J. WEIST

ASSISTANT SPECIAL TEAMS COACH

COLLEGE: ALABAMA

BORN: 6/25/65, BAY CITY, MI

EXP (NFL/RAVENS): 2/2



T.J. WEIST (pronounced WEEST), who joined the Ravens in 2018 as a coaching analyst, was promoted to assistant special teams coach in 2019. Along with Chris Horton and Randy Brown, Weist assists Baltimore's exceptional special teams units. Baltimore is the first NFL stop for Weist, whose coaching career spans three decades and several colleges, including Western Kentucky, where he coached under John Harbaugh's father, Jack, for one season (2002). Familiar with the Harbaugh coaching legacy, Weist later served as a senior offensive analyst on Jim Harbaugh's Michigan staff in 2015.

ADDITIONAL COACHING HIGHLIGHTS: Among other stops in his career, Weist coached at Connecticut, where he served as interim head coach for part of 2013, and at South Florida, where he was also named interim head coach prior to the Bulls' 2016 Birmingham Bowl game. Over 28 years coaching in the collegiate ranks, Weist guided several receivers who went on to play in the NFL, including Derrick Alexander, Desmond Howard and Amani Toomer at Michigan; Antwaan Randle El and Courtney Roby at Indiana; Armon Binns, Chris Moore (Ravens) and Kenbrell Thompkins at Cincinnati; Jeremy Davis (Chargers) at UConn; Rodney Adams and Marquez Valdes-Scantling (Packers) at USF.

2018 (with Baltimore): Ravens won the AFC North Division... Focused primarily on providing support for the offensive coaching staff, opponent tendency reports and assisting with the running backs...Joined team as a coaching analyst.

2016 (with South Florida): Hired as offensive coordinator/wide receivers coach by Willie Taggart, who left after the season for Oregon...Weist was named interim head coach for the 2016 Birmingham Bowl, where South Florida defeated South Carolina, 46-39, in OT.

2015 (with Michigan): Under Jim Harbaugh, was the Wolverines' senior offensive assistant for one season.

2013 (with Connecticut): Spent one season with the Huskies, becoming interim head coach midway through the campaign.

2010-12 (with Cincinnati): Spent three seasons as the Bearcats' WRs coach...Mentored current Ravens WR/RS Chris Moore during his freshman year (2012).

2002-09 (with Western Kentucky): In his first year as the Hilltoppers' running backs/wide receivers coach, team won the Division I-AA National Championship under head coach Jack Harbaugh...Promoted to assistant head coach in 2007, serving in that role for three seasons...Team ranked 23rd in the country in total offense in his final year as offensive coordinator (2003-06)...In 2005, helped the Hilltoppers average 405.7 yards per game and score more than 30 points per game.

1994-2001 (with multiple colleges): Spent time guiding mostly wide receivers at several colleges, including Indiana from 1997-2001, serving on the same staff as John Harbaugh in his first season in Bloomington.

1990-93 (with Michigan): Earned his first official coaching role as wide receivers coach under Wolverines' head coach Gary Moeller...Coached former Ravens WR Derrick Alexander and Desmond Howard, who won the Heisman Trophy in 1991.

1988-89 (with Alabama): Began his coaching career as a graduate assistant coach at his alma mater.

COLLEGE: Graduated from Alabama with a B.S. in health and physical education, while also earning his master's in exercise physiology...Played wide receiver for the Crimson Tide (1984-87), earning a letter in '87.

PERSONAL: Attended All Saints (Bay City, MI) HS...T.J. and his wife, Karen, have a son, James (11) and twin daughters, Karrington and Samantha (4).

COACHING BACKGROUND

| YEARS | COLLEGE/PRO TEAM | POSITION |
|-----------|-------------------|---|
| 1988-89 | Alabama | Graduate Assistant - Wide Receivers |
| 1990-93 | Michigan | Wide Receivers |
| 1994-95 | Southern Illinois | Tight Ends/Wide Receivers |
| 1996 | Tulsa | Wide Receivers |
| 1997-2001 | Indiana | Wide Receivers |
| 2002 | Western Kentucky | Running Backs/Wide Receivers |
| 2003-06 | Western Kentucky | Offensive Coordinator - Wide Receivers |
| 2007-09 | Western Kentucky | Asst. Head Coach/Pass Game Coord./WRs |
| 2010-12 | Cincinnati | Wide Receivers |
| 2013 | Connecticut | Interim Head Coach/Offensive Coordinator |
| 2015 | Michigan | Senior Offensive Analyst |
| 2016 | South Florida | Interim Head Coach/Co-Offensive Coordinator |
| 2018 | Baltimore Ravens | Coaching Analyst |
| 2019 | Baltimore Ravens | Assistant Special Teams Coach |





DREW WILKINS

ASSISTANT DEFENSIVE LINE COACH & OLBs

COLLEGE: MARYLAND

BORN: 8/20/87, DOYLESTOWN, PA

EXP (NFL/RAVENS): 10/10



DREW WILKINS, who originally joined the Ravens in 2010, was promoted to assistant defensive line & OLBs coach in 2018. Last season (2018), the Ravens were the NFL's No. 1-ranked defense, allowing an NFL-best 292.9 yards per game. Baltimore also permitted the league's second-fewest points per game (17.9). Baltimore was also among the best in other key defensive categories in 2018, including ranking third in third-down defense (34.1), fourth in rushing yards allowed (82.9 ypg) and fifth in passing yards permitted (210.0 ypg). The Ravens' 80.6 defensive passer rating stood second, only behind the Bears' 72.9 mark. In 2017, he worked with a defensive unit that led the league in both takeaways (34) and INTs (22). Wilkins also helped mentor OLB Matthew Judon, who had a breakout season by leading the team in tackles for loss (17) and ranking second in sacks (8). In 2016, Wilkins worked with a defense that ranked fifth against the run (89.4 ypg) and finished seventh overall (322.1 ypg). Wilkins, who spent three seasons (2014-16) as a defensive assistant, was responsible for weekly production of the defensive playbook, scouting reports, film breakdown and assisting with the development of the defensive line in practice. He worked closely with former Ravens OLB Elvis Dumervil, who posted 35.5 sacks in his four years in Baltimore, including a franchise-record 17 sacks in 2014. Prior to joining the Ravens, Wilkins worked as a student assistant while attending the University of Maryland.

2010-18: (with Baltimore) 2018: Ravens were the NFL's No. 1 defensive unit (292.9 ypg) and among the best in several other key defensive categories: third in third-down defense (34.1), fourth in rushing yards allowed (82.9 ypg) and fifth in passing yards permitted (210.0 ypg). **2017:** Helped coach a defensive unit that allowed the sixth-fewest points per game (18.9) and led the league in both takeaways (34) and INTs (22)...OLB Terrell Suggs earned his seventh Pro Bowl honor and led the team with 11 sacks. **2016:** Assisted defensive line coach Joe Cullen, helping the Ravens boast the NFL's No. 5 rushing defense...Helped mentor DT Timmy Jernigan, who had the best year of his career, posting the third-most sacks

(5) of any AFC DT...Ravens' defense finished seventh overall (322.1 ypg) and forced the NFL's fourth-most turnovers (28, tied, Ari. & SD). **2015:** Worked alongside the late Clarence Brooks, helping guide the Ravens' defensive line unit... Defense ranked No. 8 overall (337.4 ypg), posting the NFL's No. 2 overall unit (291.1 ypg) and No. 1 pass defense (183.3 ypg) over the season's final eight games. **2014:** Worked primarily with the Ravens' defensive line and outside linebackers... Baltimore ranked No. 2 in red zone defense (42.6%) and ranked fourth in the NFL in rush defense (88.3 ypg)...OLB Elvis Dumervil (a franchise-record 17) and OLB Terrell Suggs (12) combined to produce the most sacks (29) among NFL duos. **2013:** As a coaching staff assistant, worked with a unit that helped anchor the league's 11th-ranked rushing defense (105.4 ypg) and allowed the NFL's fifth-fewest rushing TDs (7)...NT Haloti Ngata earned his fifth-straight Pro Bowl nod. **2012:** Worked as the Ravens' football video coordinator... Assisted coaching with self-scouting, opponent tendencies and video cutups en route to the Ravens' Super Bowl XLVII title. **2010-11:** Began his career with the Ravens as a football video operations intern from 2010-11.

COLLEGE: Graduated from Maryland in 2010 with a double major in finance and supply chain management...While attending Maryland, worked as a student assistant under former Maryland head coach Ralph Friedgen and current Penn State head coach James Franklin...The Terps earned three bowl bids in Wilkins' four years working with the team.

PERSONAL: Attended La Salle College (Glenside, PA) HS, where he graduated in 2006 and earned All-Catholic League honors as a senior TE...Drew and his wife, Nurit, have a son, Benjamin Clarence (1)...Their son's middle name is a nod to late Ravens D-line coach Clarence Brooks, who was instrumental in the early stages of Drew's NFL coaching career...Was selected to the East-West Shrine Game coaching staff (2017-19) for displaying extraordinary teaching and communication skills in the coaching profession...Served as the West squad's defensive coordinator in 2019.

COACHING BACKGROUND

| YEARS | COLLEGE/PRO TEAM | POSITION |
|---------|------------------|---------------------------------------|
| 2006-09 | Maryland | Student Assistant |
| 2010-11 | Baltimore Ravens | Football Video Operations Intern |
| 2012 | Baltimore Ravens | Football Video Coordinator |
| 2013 | Baltimore Ravens | Coaching Staff Assistant |
| 2014-16 | Baltimore Ravens | Defensive Assistant |
| 2017 | Baltimore Ravens | Assistant Defensive Line Coach |
| 2018-19 | Baltimore Ravens | Assistant Defensive Line Coach & OLBs |

"Drew played an important role in my development. He also has a good feel for the game and a great football IQ, so he is beneficial to the young guys in the meeting room."

— Longtime Ravens Pro Bowl OLB Terrell Suggs



COACHING STAFF



SCOTT COHEN

DIRECTOR OF FOOTBALL RESEARCH

COLLEGE: DICKINSON

BORN: 1/28/69, PHILADELPHIA, PA

EXP. (NFL/RAVENS): 28/5

Scott Cohen is in his 28th NFL season – and fourth with Baltimore’s coaching staff – after spending 23 years in NFL player personnel. As director of football research, Cohen provides weekly reports to the coaching staff for opponent preparation, in addition to self-scouting, opponent-related research projects and top team/NFL trends. He also evaluates and streamlines different technologies with sport science and analytics as they relate to the coaching staff. Prior to his Baltimore arrival, Cohen served as the Buccaneers’ senior personnel advisor (2013-14), Jets’ assistant general manager (2008-12), Eagles’ director of pro personnel (2001-07) and Jaguars’ assistant director of pro scouting (1999-2000). Cohen worked in the Eagles’ personnel department during several years while John Harbaugh was on the Philly coaching staff. Scott and his wife Linda, have two children, Hannah and Andrew.



MEGAN McLAUGHLIN

FOOTBALL INFORMATION MANAGER

COLLEGE: ST. MARY’S COLLEGE

BORN: 4/28/76, DESTREHAN, LA

EXP. (NFL/RAVENS): 18/15

In her 15th year with the Ravens, Megan McLaughlin supports the coaching staff in all its daily operations. She manages updates for the players’ iPad playbooks, making sure they have the latest information, including daily schedules and gameplans from the coaches. McLaughlin previously served as the administrative assistant to player personnel for the Saints (1999-2001), and she was also an office manager for the University of Florida football team (2002-04). McLaughlin was a student manager for football and women’s lacrosse at Notre Dame (1995-1998). She earned a bachelor’s degree from St. Mary’s College in Notre Dame, IN.



DAN PARSONS

ASSISTANT TO THE HEAD COACH

COLLEGE: OHIO

BORN: 11/24/84, PORTLAND, ME

EXP. (NFL/RAVENS): 9/9

Dan Parsons assists head coach John Harbaugh in all areas, including day-to-day operations, office management and administration. After earning his master’s degree in coaching education from Ohio University, Parsons spent two years as the Ravens’ operations intern before joining the coaching staff in 2012. He earned a second master’s (sports administration) from Fairleigh Dickinson in 2013.



COACHING STAFF



BRIAN DUKER
Coaching Analyst -
Defense
Joined Ravens: 2018



SCOTT ELLIOTT
Coaching Analyst -
Performance
Joined Ravens: 2018



BRIAN ELLIS
Coaching Analyst -
Performance
Joined Ravens: 2017



ZACH ORR
Coaching Analyst
Joined Ravens: 2014




SAM ROSENGARTEN
Coaching Analyst -
Performance
Joined Ravens: 2017



RON SHRIFT
Coaching Analyst -
Performance
Joined Ravens: 2017



TRAVIS SWITZER
Coaching Analyst -
Offense
Joined Ravens: 2017



DANIEL STERN
Football Analyst
Joined Ravens: 2016



ALL-TIME RAVENS COACHES

| NAME | LAST POSITION HELD | NAME | LAST POSITION HELD |
|-----------------------|--|--------------------|---|
| ROY ANDERSON | Defensive Asst./Secondary, 2009-11 | ANDY MOELLER | Offensive Line, 2008-13 |
| RICHARD ANGULO | Assistant Offensive Line, 2015-19 | TED MONACHINO | Linebackers, 2010-15 |
| MARK ASANOVICH | Asst. Strength & Conditioning, 2002 | WILBERT MONTGOMERY | Running Backs, 2008-13 |
| TERYL AUSTIN | Secondary, 2011-13 | MARTY MORNHINWEG | Offensive Coordinator, 2015-18 |
| JUNEY BARNETT | Asst. Strength & Conditioning, 2012-18 | CHIP MORTON | Asst. Strength & Conditioning, 1999-2001 |
| MAXIE BAUGHAN | Linebackers, 1996-98 | TONY NATHAN | Running Backs, 2006-07 |
| BRIAN BILLICK | Head Coach, 1999-2007 | RICK NEUHEISEL | Offensive Coord./Quarterbacks, 2005-07 |
| ANDY BISCHOFF | Assistant Tight Ends, 2015-19 | MIKE NOLAN | Defensive Coordinator, 2001-04 |
| CLARENCE BROOKS | Senior Defensive Assistant, 2006-16 | SCOTT O'BRIEN | Special Teams, 1996-98 |
| JASON BROOKS | Offensive Quality Control, 2009-12 | CHUCK PAGANO | Defensive Coordinator, 2008-11 |
| RANDY BROWN | Assistant Special Teams, 2008-19 | BRIAN PARIANI | Tight Ends, 2014 |
| JACOB BURNEY | Defensive Line, 1996-98 | DEAN PEES | Defensive Coordinator, 2010-17 |
| JIM CALDWELL | Offensive Coordinator, 2012-13 | MIKE PETTINE | Outside Linebackers, 2002-08 |
| CAM CAMERON | Offensive Coordinator, 2008-12 | RUSS PURNELL | Special Teams, 1999-2001 |
| MARK CARRIER | Secondary, 2006-09 | ALVIN REYNOLDS | Defensive Backs, 1996-98 |
| JUAN CASTILLO | Offensive Line, 2012-16 | PAUL RICCI | Asst. Strength & Conditioning, 2002-07 |
| MATT CAVANAUGH | Offensive Coordinator, 1999-2004 | BOB ROGUCKI | Dir. of Strength & Conditioning, 2008-16 |
| JIM COLLETTA | Offensive Line, 1999-2004 | GREG ROMAN | Offensive Coordinator, 2006-07, 2017-19 |
| JOE CULLEN | Defensive Line, 2016-19 | JERRY ROSBURG | Sp. Teams Coord./Assoc. Head Coach, 2008-18 |
| DAVID CULLEY | Asst. HC/Pass Coordinator/WRs, 2019 | REX RYAN | Asst. Head Coach/Def. Coord., 1999-2008 |
| JOE D'ALESSANDRIS | Offensive Line, 2017-19 | AL SAUNDERS | Senior Offensive Assistant, 2009-10 |
| BILLY DeLORBE | Cross Training Specialist, 2014 | STEVE SAUNDERS | Head Strength & Conditioning, 2016-18 |
| JACK DEL RIO | Linebackers, 1999-2001 | JIM SCHWARTZ | Quality Control/Defense, 1996-98 |
| RICK DENNISON | Quarterbacks, 2014 | JOHN SETTLE | Quality Control/Special Teams, 1996-97 |
| JOHN DUNN | Asst. Strength & Conditioning, 2008-11 | STEVE SHAFER | Asst. Head Coach/Secondary, 1999-2001 |
| LESTER ERB | Quality Control/Offense, 1997-98 | DAVID SHAW | Wide Receivers, 2002-05 |
| BOBBY ENGRAM | Tight Ends, 2014-19 | MIKE SHEPPARD | Wide Receivers, 1996 |
| VIC FANGIO | Linebackers, 2006-09 | DARRIN SIMMONS | Quality Control/Special Teams, 1998 |
| JIM FASSEL | Offensive Coordinator, 2004-06 | JERRY SIMMONS | Strength and Conditioning, 1996-98 |
| JOHN FASSEL | Special Teams Assistant, 2005-07 | MATT SIMON | Running Backs, 1999-2005 |
| KIRK FERENTZ | Asst. Head Coach/Offense, 1996-98 | MIKE SINGLETARY | Inside Linebackers, 2003-04 |
| JEDD FISCH | Asst. Quarterbacks Coach, 2004-07 | MIKE SMITH | Linebackers, 1999-2002 |
| JEFF FITZGERALD | Linebackers, 2004-07 | STEVE SPAGNUOLO | Secondary/Asst. Head Coach, 2013-14 |
| CHRIS FOERSTER | Offensive Line/Asst. Head Coach, 2005-07 | DON STROCK | Quarterbacks, 1996-98 |
| LESLIE FRAZIER | Secondary, 2016 | BENNIE THOMPSON | Assistant Special Teams, 2000-05 |
| JEFF FRIDAY | Strength and Conditioning, 1999-2007 | DENNIS THURMAN | Secondary, 2002-07 |
| FRANK GANSZ JR. | Special Teams Coordinator, 2006-07 | MARC TRESTMAN | Offensive Coordinator, 2015-16 |
| THOMAS HAMMOCK | Running Backs, 2014-18 | JAMES URBAN | Quarterbacks, 2018-19 |
| JAY HARBAUGH | Offensive Quality Control, 2013-14 | CRAIG VER STEEG | Sr. Assistant/RBs, 2008-19 |
| JOHN HARBAUGH | Head Coach, 2008-19 | TODD WASHINGTON | Assistant Offensive Line, 2011-16 |
| WADE HARMAN | Tight Ends, 1999-2013 | MATT WEISS | Running Backs, 2009-19 |
| DONNIE HENDERSON | Secondary, 1999-2003 | T.J. WEIST | Assistant Special Teams, 2018-19 |
| CHRIS HEWITT | Defensive Backs, 2012-19 | KEN WHISENHUNT | Tight Ends, 1997-98 |
| PAT HILL | Tight Ends, 1996 | DREW WILKINS | Assistant Defensive Line/OLBs, 2014-19 |
| CHRIS HORTON | Special Teams, 2016-19 | PHIL ZACHARIAS | Defensive Assistant, 2002-04 |
| JIM HOSTLER | Wide Receivers, 2008-13 | GARY ZAUNER | Special Teams Coordinator, 2002-05 |
| HUE JACKSON | Quarterbacks, 2008-09 | JIM ZORN | Quarterbacks, 2010 |
| MILT JACKSON | Wide Receivers, 1999-2000 | | |
| MIKE JOHNSON | Wide Receivers, 2006-07 | | |
| GARY KUBIAK | Offensive Coordinator, 2014 | | |
| AL LAVAN | Running Backs, 1996-98 | | |
| MARVIN LEWIS | Defensive Coordinator, 1996-2001 | | |
| STERLING LUCAS | Defensive Assistant/LBs, 2018-19 | | |
| JOHNNIE LYNN | Secondary, 2004-05 | | |
| MARWAN MAALOUF | Asst. Special Teams, 2008-11 | | |
| MIKE MACDONALD | Linebackers, 2015-19 | | |
| ERIC MANGINI | Quality Control/Offense, 1996 | | |
| RICHARD MANN | Wide Receivers, 1997-98 | | |
| TED MARCHIBRODA | Head Coach, 1996-98 | | |
| DON "WINK" MARTINDALE | Defensive Coordinator, 2012-19 | | |
| JOHN MATSKO | Offensive Line, 2008-10 | | |
| GREG MATTISON | Defensive Coordinator, 2008-10 | | |
| JESSE MINTER | Assistant Defensive Backs, 2018-19 | | |

RAVENS COACHING TREE

2019 NFL & NCAA HEAD COACHES WHO SPENT TIME IN RAVENS ORGANIZATION

| Head Coach (Team) | Last Position Held w/ Ravens (Years) |
|-----------------------|--------------------------------------|
| Vic Fangio (Broncos) | Linebackers (2006-09) |
| Kirk Ferentz (Iowa) | Asst. Head Coach/Offense (1996-98) |
| David Shaw (Stanford) | Wide Receivers (2002-05) |

• Other former Ravens assistants who became head coaches include Jim Caldwell (Lions), Jack Del Rio (Raiders), Pat Hill (Fresno State), Hue Jackson (Browns), Gary Kubiak (Broncos), Marvin Lewis (Bengals), Eric Mangini (NY Jets/Browns), Rick Neuheisel (UCLA), Mike Nolan (49ers), Chuck Pagano (Colts), Mike Pettine (Browns), Rex Ryan (Jets/Bills), Jim Schwartz (Lions), Mike Singletary (49ers), Mike Smith (Falcons) and Ken Whisenhunt (Cardinals/Titans).



OZZIE NEWSOME

EXECUTIVE VICE PRESIDENT

COLLEGE: ALABAMA

BORN: 3/16/56, MUSCLE SHOALS, AL

EXP. (NFL/RAVENS): 42/24 (13 PLAYING / 29 FRONT OFFICE)



OZZIE NEWSOME's legacy is unlike any the game of football has produced. Simply put, "The Wizard" will forever remain in a class of his own.

Flourishing at every point of his football career, Newsome has not just followed a successful path, he has blazed the trail. Known throughout all of sports as a premier leader, Newsome is a Hall of Fame player, the architect of Baltimore's Super Bowl XXXV and Super Bowl XLVII championship teams and an elite personnel evaluator who became the NFL's first African American general manager in 2002.

(In 2019, Newsome's longtime top lieutenant, Eric DeCosta, took over as the Ravens' EVP & GM. However, Newsome maintains a significant role within the organization.)

"If Ozzie wasn't already in the Hall of Fame as a tight end, they would be putting him in as a general manager," Hall of Fame GM Bill Polian stated.

"Ozzie is special as a person," head coach John Harbaugh states. "Obviously, he's great at what he does – that's proven. He's been great at everything that he's done. If you look at his history, he's a Hall of Famer; he's in every Hall of Fame there is, and still counting. For me, it goes beyond that; it goes to who he is as a person – the type of husband he is, the type of father he is, the type of friend he is, confidant, advisor, just all-around good person with a great heart and a strong faith."

Newsome's remarkable football journey began in Leighton, AL, where he first stepped onto the gridiron with the hope of playing college football. That dream turned into a reality when he became a standout at Alabama under Bear Bryant from 1974-77. "Coach Bryant helped me grow up," states Newsome, who has a sideline portrait of the legendary coach and mentor on his office wall. "He pushed me further than I thought I could go, both on and off the field."

In 1978, Cleveland selected Newsome in the first round (23rd overall) of the NFL Draft. Playing 13 years for the Browns, he

authored the most productive career for a tight end in the game's history. A three-time Pro Bowler, his 662 receptions for 7,980 yards and 47 TDs stood as NFL records by a TE until Hall of Famer Shannon Sharpe surpassed those marks in 2001 (Tony Gonzalez has since broken catches and receiving yards marks, while Antonio Gates holds the TDs record).

Following his storied playing days, Ozzie joined Cleveland's front office. His initial non-player position came as an assignment scout in 1991. Two years later, he was promoted to a comprehensive role – assistant to the head coach/offense/pro personnel. "I had to find out which direction my career would go," Newsome explains. "Art [Modell] gave me the opportunity to work with the coaches, and I enjoyed that. At the same time, I increased my experience with the personnel department and decided that's where I wanted my career to head."

In 1994, Newsome was named the Browns' director of pro personnel. Although he continued to help on the field, Ozzie provided detailed studies on other NFL players and recommended which players the Browns should try to acquire. When the franchise moved to Baltimore in 1996, Mr. Modell invited Newsome and promoted him to vice president of player personnel. From that point, Ozzie's reputation as a supreme talent assessor grew quickly.

In the Ravens' first-ever draft, Newsome tabbed T Jonathan Ogden and LB Ray Lewis (fourth and 26th selections, respectively). Combining to produce an amazing 24 Pro Bowl honors, Ogden became the first Ravens' draft choice elected into the Pro Football Hall of Fame (2013), while Lewis was enshrined in 2018. Fittingly, the duo joined Newsome, who was inducted into the Hall as a Brown in 1999.

Another top Newsome draft pick, S Ed Reed (2002), will soon don a gold jacket this August (2019), giving the Ravens three first-ballot Hall of Famers, all selected by "The Wizard."

OZZIE NEWSOME CAREER SNAPSHOT

- NFL's First African American General Manager (promoted in 2002)
- Architect of the Ravens' 2000 Super Bowl XXXV & 2012 Super Bowl XLVII Title Teams
- NFL Executive of the Year (2000)
- Pro Football Hall of Fame (Class of 1999)
- State of Alabama Hall of Fame (Class of 1995)
- National Football Foundation College Hall of Fame and NCAA Hall of Fame (Class of 1994)
- 13-Year NFL Tight End with the Cleveland Browns (1978-90)
- Three-Time NFL Pro Bowler (1981, 1984-85)
- Four-Time Cleveland Touchdown Club Offensive Player of the Year (1978, 1981, 1983-84)
- Current Member of Two Major NFL Policy-Making Groups: Competition Committee and Player Care Foundation Board



OZZIE NEWSOME

"He and I have always been very different in a lot of ways, but so aligned. It's a special relationship in my life. I've learned a lot of football, but honestly, just a lot more about being a good person. So, I am extremely happy that Ozzie is going to play such a significant role moving forward for this organization."

– Ravens EVP & GM Eric DeCosta on Ozzie Newsome

Starting with Ogden and Lewis, Newsome consistently compiled impressive draft classes for the Ravens. In the team's first 23 drafts (1996-2018), Baltimore tabbed 24 first-rounders who earned a total of 61 Pro Bowl honors. And when the Ravens had a high pick, they didn't miss. Of the eight players chosen in the Top 10 by Baltimore, five (Ogden, OLB Peter Boulware, CB Chris McAlister, RB Jamal Lewis, the 2003 NFL Offensive Player of the Year, and OLB Terrell Suggs, the 2011 NFL Defensive Player of the Year) earned Pro Bowl accolades. Additionally, Baltimore picked in the bottom half of the first round with uncanny success: Lewis was twice named the NFL Defensive Player of the Year; TE Todd Heap (31st) went to two Pro Bowls as a Raven; Reed (24th) was chosen an All-Star nine times and earned NFL Defensive Player of the Year in 2004; QB Joe Flacco (18th) was named Super Bowl XLVII MVP, leading the Ravens to their second World Championship in 2012; and LB C.J. Mosley (17th) became the first Ravens rookie to garner Pro Bowl honors following an exceptional 2014 season (and again in 2016-18).

Amazingly, in the Ravens' brief history with Newsome at the helm, he and his staff drafted 19 players who earned Pro Bowl honors. When including 2006 Pro Bowl LB Bart Scott, Pro Bowl K Justin Tucker (2013 & 2016) and Pro Bowl LS Morgan Cox (2015 & 2016), who signed as rookie free agents in 2002, 2012 and 2010, respectively, Baltimore produced 22 homegrown Pro Bowlers in just 23 seasons.

In addition to his knack for evaluating talent on the field, Ozzie has also mastered the ability to develop and share insight with scouts who work under him. Over time, Newsome developed the Ravens' methodical and disciplined draft process, one that's foundation is laid years in advance. Now led by DeCosta, the "process" includes 23 members of the personnel department, but also has feedback from Ravens coaches. Much of Baltimore's staff has been with the team since the franchise started in 1996 or has graduated from the "20/20 Club," a group that consists of members who began with the Ravens as young assistants

and grew into evaluators with more input. (The term "20/20" refers to hiring "20-year-olds for \$20,000." "Actually, the guys started when they were a little older than 20 and for more than \$20,000, but that's what we call them," Newsome adds.)

DeCosta and Newsome, who is on the NFL's Competition Committee and the NFL Player Care Foundation Board, encourage all scouts and coaches to have strong opinions, noting specifically that they want to hear what everyone in the room has to say. Because of this philosophy, one of the biggest strengths of the Ravens' personnel team is that "we respect and listen to each other."

"We've been fortunate to have guys who cut their teeth right here in Baltimore, and our methods and philosophies have become engrained," Newsome affirms. "We have had great guys with Phil Savage, 'Shack' [James Harris], George Kokinis, Eric DeCosta and other people who were helping these young scouts along the way. I think that's the secret. It's the way we do things, and the way these guys gravitate to the process of the Baltimore Ravens."

With leadership from Newsome, Baltimore also fosters an environment that breeds standout coaches. By bringing in individuals who embrace the "Raven Way," Baltimore creates a synergy that manufactures success among scouts, coaches and players. As a result, the Ravens have had many assistants move on to become or return as head coaches, both on the collegiate and NFL level: Jim Caldwell (Lions), Jack Del Rio (Jaguars/Raiders), Vic Fangio (Broncos), Kirk Ferentz (Iowa), Pat Hill (Fresno State), Hue Jackson (Raiders/Browns), Gary Kubiak (Broncos), Marvin Lewis (Bengals), Eric Mangini (Browns/Jets), Rick Neuheisel (UCLA), Mike Nolan (49ers), Chuck Pagano (Colts), Mike Pettine (Browns), Rex Ryan (Jets/Bills), Jim Schwartz (Lions), David Shaw (Stanford), Mike Singletary (49ers), Mike Smith (Falcons) and Ken Whisenhunt (Cardinals/Titans).

"[Ravens] guys love to play the game, and those are the guys you surround yourself with," states Ryan, who worked with Newsome from 1999-2008. "That's why you have a chance to be successful [in Baltimore]."

NEWSOME'S 1ST-ROUND PICKS

| Year | Name | Pick | Pro Bowls |
|------|----------------------------------|------|-----------|
| 1996 | T Jonathan Ogden* [@] | 4 | 11 |
| 1996 | LB Ray Lewis* ^{##+@} | 26 | 13 |
| 1997 | LB Peter Boulware* ⁻ | 4 | 4 |
| 1998 | CB Duane Starks* [*] | 10 | |
| 1999 | CB Chris McAlister* [*] | 10 | 3 |
| 2000 | RB Jamal Lewis* [~] | 5 | 1 |
| 2000 | WR Travis Taylor | 10 | |
| 2001 | TE Todd Heap* [*] | 31 | 2 |
| 2002 | S Ed Reed* ^{##@} | 24 | 9 |
| 2003 | OLB Terrell Suggs* ^{-#} | 10 | 7 |
| 2003 | QB Kyle Boller | 19 | |
| 2005 | WR Mark Clayton* [*] | 22 | |
| 2006 | DT Haloti Ngata* [*] | 12 | 5 |
| 2007 | G Ben Grubbs* [*] | 29 | 2 |
| 2008 | QB Joe Flacco ^{^+} | 18 | |
| 2009 | T Michael Oher* [*] | 23 | |
| 2011 | CB Jimmy Smith | 27 | |
| 2013 | S Matt Elam | 32 | |
| 2014 | LB C.J. Mosley* [*] | 17 | 4 |
| 2015 | WR Breshad Perriman | 26 | |
| 2016 | T Ronnie Stanley | 6 | |
| 2017 | CB Marlon Humphrey | 16 | |
| 2018 | TE Hayden Hurst | 25 | |
| 2018 | QB Lamar Jackson | 32 | |

⁺ Super Bowl MVP [@] Pro Football Hall of Famer

[#] NFL Defensive Player of the Year

[~] NFL Offensive Player of the Year

⁻ NFL Defensive Rookie of the Year

^{*} All-Rookie Team performer that season

[^] *NFL.com* Rookie of the Year (fan vote)

OZZIE NEWSOME

NFL PLAYER: 1978-90: (with Cleveland) Newsome retired after 13 years as a premier NFL tight end...Entering 2019, his 662 receptions and 7,980 receiving yards both rank sixth most all time by a TE (each mark also stands as the most ever by any player in Browns history)...Newsome also caught 47 career TD passes, fourth most in Browns annals...Newsome ended his career as the fourth-leading NFL receiver of all time...He earned three Pro Bowls (1981, 1984-85) and was a four-time winner of the Cleveland Touchdown Club's Offensive Player of the Year award (1978, 1981 and 1983-84)... His streak of 150-consecutive games with a catch by a TE is the second longest in NFL history (Tony Gonzalez, 211)... Winner of the 1990 Byron "Whizzer" White Award as the NFL's top community volunteer...Newsome, who was named to the All-NFL team of the 1980's (second team), consistently received All-AFC and All-NFL honors throughout his career... He was a 1978 No. 1 draft choice (23rd overall), along with LB Clay Matthews (12th), and the two are among an elite group of Browns to have played for three decades...The others are Gene Hickerson (1958-60, 62-73), Dick Schafrath (1959-71) and Don Cockroft (1968-80)...Until former Ravens TE Shannon Sharpe broke his records in 2001, Newsome's pro career was the most productive of any TE in NFL history... Was inducted into the Pro Football Hall of Fame in 1999... Calvin Hill (RB - Dallas, Washington, Cleveland), a close friend, introduced Newsome at the induction ceremony.

COLLEGE: Newsome graduated from Alabama with a degree in recreation administration...During his four-year career with the Crimson Tide, he posted 102 receptions for 2,070 yards and 16 TDs...Newsome also helped Alabama capture three SEC Championships...As a senior in 1977, he was named team captain and the Southeastern Conference's Lineman of the Year...Newsome also earned All-American honors at WR...He was inducted into the College Football Hall of Fame (South Bend, IN) in 1994.

PERSONAL: Attended Colbert County (Leighton, AL) HS... Winner of the 1990 Byron "Whizzer" White Award as the NFL's top community volunteer, he is widely known for his willingness to help those in need...In 2017, Newsome was honored with the Achievement in Professional & Educational Excellence (APEX) Award from the Earl G. Graves School



Ozzie Newsome (right) was inducted into the Pro Football Hall of Fame in 1999 and introduced by close friend Calvin Hill.

of Business and Management Honors Program at Morgan State University...In 2014, Newsome received the Leadership Award for career achievement at the John Mackey Awards banquet...In 2012, was honored with the Maxwell Football Club's Francis J. "Reds" Bagnell Award for outstanding contribution to the game of football...In 2007, along with Tony Dungy, Herm Edwards and Lovie Smith, Newsome received the Fritz Pollard Alliance's Johnnie Cochran Salute to Excellence Award, which honors African Americans in the NFL who make the biggest impact on the field and in the front office...Newsome was also honored with the award in 2009, 2011 and 2012...Additionally, in 2007, he received the FPA's Paul "Tank" Younger Award, acknowledging his dedication and achievement in building a successful organization... Newsome has gained induction into eight Halls of Fame: Pro Football Hall of Fame in Canton, OH (1999), National Football Foundation College Hall of Fame (1994), NCAA Hall of Fame (1994), State of Alabama Hall of Fame (1995), National High School Hall of Fame (2014), National Federation of State High School Associations Hall of Fame (2014), Colbert County High School (Leighton, AL) Hometown Hall of Fame (2012) and Little League Baseball Hall of Fame (2008)...An avid golfer, Ozzie's dream foursome would include Bear Bryant, Tiger Woods, Michael Jordan and himself...Newsome and his wife, Gloria, live in Cockeysville, MD...Their son, Michael Ryan, graduated from Alabama.

TOP RAVENS HONORS UNDER NEWSOME

Under Ozzie Newsome's guidance, the Ravens produced five different AP Player of the Year honors. Baltimore also had two players earn Defensive Rookie of the Year, two garner Super Bowl MVP honors and three elected into the Pro Football Hall of Fame. All of these Ravens (listed below) are Newsome draft picks.

| Draft Pick (Year) | Major Accolade |
|-----------------------------|-----------------------------------|
| Jonathan Ogden (1996).... | Pro Football Hall of Fame (2013) |
| Ray Lewis (1996)..... | Pro Football Hall of Fame (2018) |
| | 2000 & 2003 Defensive POY |
| | Super Bowl XXXV MVP |
| Peter Boulware (1997) | 1997 Defensive Rookie of the Year |

| Draft Pick (Year) | Major Accolade |
|---------------------------|----------------------------------|
| Jamal Lewis (2000) | 2003 Offensive POY |
| Ed Reed (2002)..... | Pro Football Hall of Fame (2019) |
| | 2004 Defensive POY |
| Terrell Suggs (2003) | 2003 Defensive ROY |
| | 2011 Defensive POY |
| Joe Flacco (2008)..... | Super Bowl XLVII MVP |



PAT MORIARTY

SENIOR VP OF FOOTBALL OPERATIONS

COLLEGE: GEORGIA TECH

BORN: 5/19/55, CLEVELAND, OH

EXP (NFL/RAVENS): 27/24 (1 PLAYING / 26 FRONT OFFICE)



PAT MORIARTY, the team's senior vice president of football operations, has been a key part of the franchise since 1994. A longtime member of the personnel staff, Moriarty was one of the NFL's original "capologists." He is responsible for the management and strategic planning of the Baltimore salary cap. He negotiates all of the Ravens' player contracts, oversees salary cap administration, roster management and the day-to-day operations of the player personnel department. Moriarty is the key liaison with the NFL Management Council and NFL Players Association. Over the course of 25 years, Moriarty has negotiated player contracts totaling over \$1 billion. He has negotiated contracts for 153 draft choices, as well as numerous free agents. He also analyzes draft-day trades during the NFL Draft each spring. Moriarty works closely with GM Eric DeCosta in many areas, including helping to coordinate the budgets of the scouting, coaching, equipment, football video, training, and strength and conditioning departments. In 2008, Moriarty was part of an eight-member committee to select head coach John Harbaugh.

1996-2019: (with Baltimore) 2019: Re-negotiated the contracts of Pro Bowlers G Marshal Yanda and DT Brandon Williams. **2018:** Signed all 12 draft picks and free agent WRs Michael Crabtree and John Brown, as well as restricted free agent WR Willie Snead IV. **2017:** Negotiated a multi-year contract extension for DT Brandon Williams and signed free agents CB Brandon Carr and S Tony Jefferson, both of whom started every game in '17. **2016:** Negotiated a multi-year contract extension for Super Bowl XLVII MVP Joe Flacco and signed free agents WR Mike Wallace, TE Benjamin Watson and S Eric Weddle, who has earned two trips to the Pro Bowl as a Raven. **2015:** Negotiated a contract extension for CB Jimmy Smith and P Sam Koch. **2013-14:** Re-signed a number of key Ravens free agents, including RB Justin Forsett, who earned his first Pro Bowl, and Pro Bowl WR Steve Smith Sr. to multi-year deals ('14)...Re-signed Flacco to a six-year contract and signed free agents DL Chris Canty and OLB Elvis Dumervil to multi-year deals ('13). **2010-12:** Extended the contracts of defensive starters S Bernard Pollard and CB Lardarius Webb ('12) and negotiated a long-term deal for Koch ('11)...Ravens traded for and then signed Pro Bowl WR Anquan Boldin ('10) and signed standout free agent DE Cory Redding. **2008-09:** In 2009, team re-signed LB Ray Lewis to finish his career in Baltimore and added quality free agent veterans, including six-time Pro Bowl C Matt Birk, K Billy Cundiff, CB Domonique Foxworth and CB/RS Chris Carr, to improve the roster... In 2008, Ravens signed Pro Bowl special teamer Brendon Ayanbadejo. **2005-07:** Ravens traded for QB Steve McNair in 2006, and in 2007, for RB Willis McGahee, who earned his first Pro Bowl with Baltimore...Moriarty also re-negotiated the contracts of two key Ravens defensive players: NT

Kelly Gregg and Pro Bowl S Ed Reed...Also re-signed OLB Jarret Johnson and Pro Bowl LB Bart Scott...In free agency, Moriarty negotiated the contracts for key additions DE Trevor Pryce, WR Derrick Mason and CB Samari Rolle...Named VP of football administration in '05. **1997-2004:** Re-negotiated the contracts of several other pivotal players, including Pro Bowlers TE Todd Heap, LB Ray Lewis and T Jonathan Ogden, allowing the team to remain competitive while staying within the confines of the salary cap. **1996:** When the franchise moved to Baltimore, Moriarty was named the organization's chief financial officer.

1994-95: (with Cleveland) Joined the Browns' front office in 1994 as the director of business operations.

1982-93: Was involved in commercial banking in the Cleveland area. **1988-93:** Worked for Key Bank in Cleveland in the corporate lending division.

1980-81: Spent NFL training camps with Browns and Dolphins.

NFL PLAYER (1979): Moriarty's NFL career began as a rookie free agent RB for the Cleveland Browns in 1979...Scored 2 TDs and also played on special teams.

COLLEGE/PERSONAL: Earned a bachelor's degree in industrial management from Georgia Tech, where he was a three-year starter at RB...Later earned his master's degree (1993) in business administration from John Carroll University...Earned All-State honors in both football and track at Benedictine (Cleveland, OH) HS and was inducted into the school's Athletic Hall of Fame in 2002...Brother, Tom, played five years in the NFL as a DB, four with Atlanta and one with Pittsburgh...Moriarty, who is on the NFL Management Council's Working Club Executive Committee for the 15th-straight year, is a graduate of the University of Baltimore School of Law...Has been a guest speaker at numerous events, including Loyola University, Univ. of Maryland Law School, Univ. of Maryland Business School and the Univ. of Baltimore School of Law, where he spoke on sports and entertainment law...Moriarty joined the Board of the Claire Marie Foundation, which provides clarity and hope in the fight against adolescent and young adult melanoma through awareness, education and prevention. He is also on the Board of Advisors for the Univ. of Baltimore School of Law...Has participated in the annual Ravens' event, A Purple Evening (football sessions for women), speaking on the NFL's salary cap...He and his wife, Lynn, are the parents of son, Kevin, owner and operator of Pure Water Maryland, who played midfield on the 2012 NCAA National Championship Loyola University lacrosse team, and daughters, Laura, a showroom manager for Waldo's Designs, a celebrity interior designer in Hollywood, CA, and Katherine, a medical staffing coordinator at Mary Kraft Staffing in Hunt Valley, MD.



JOE HORTIZ

DIRECTOR OF PLAYER PERSONNEL

COLLEGE: AUBURN
BORN: 11/8/75, PHILADELPHIA, PA
EXP (NFL/RAVENS): 22/22



JOE HORTIZ is in his 22nd season with the Ravens and first as director of player personnel. Hortiz works closely with George Kokinis, the team's other director of player personnel, to oversee all aspects of college and pro scouting for Baltimore. Prior to his recent promotion, Hortiz was the Ravens' director of college scouting for the past 10 seasons (2009-18). He was responsible for all aspects of the college process, coordinating the schedules and cross-checking duties of the area and national scouts. Hortiz also managed the team's draft preparation and the evaluation and ranking process of hundreds of NFL draft-eligible prospects. Hortiz, who joined the organization in 1998, spent eight years as a scout for Baltimore, covering the Northeast and Southeast regions before becoming a national scout for three seasons (2006-08). In 2007, the Ravens selected Auburn G Ben Grubbs (29th overall), who was scouted by the fellow Auburn alum Hortiz and became a Pro Bowler in 2011. A graduate of the Ravens' "20/20 Club" (see chart on page 60), Hortiz originally joined Baltimore as a personnel assistant in 1998.

1998-2019: (with Baltimore) 2019: Oklahoma WR Marquise Brown (25th overall) was Baltimore's first selection in the draft. **2018:** TE Hayden Hurst (South Carolina) and QB Lamar Jackson (Louisville) were selected in the first round...Both players made contributions during their rookie seasons, with Jackson going 6-1 as a starter in the season's final seven games...T Orlando Brown Jr. and TE Mark Andrews (both third round) both played all 16 games, while Andrews set a franchise record for most receiving yards (552) by a rookie TE in a season. **2017:** Baltimore selected CB Marlon Humphrey with the 16th-overall pick, and as a rookie, he tallied 34 tackles (30 solo) 2 INTs and 11 PD. **2016:** Ravens have had significant contributions from the draft class, including starts from T Ronnie Stanley (first round), G/T Alex Lewis (fourth), CB Tavon Young (fourth) and OLB Matthew Judon (fifth). **2015:** TE Nick Boyle (fifth round) played all 16 games, leading a young tight ends group along with former teammate and fellow '15 draft pick TE Maxx Williams...Entering 2019, this draft class has 283 combined games played, the most by OLB Za'Darius Smith (58), who earned a lucrative deal with the Packers following 2018 season. **2014:** First-rounder LB C.J. Mosley (17th overall) became first-ever Ravens rookie to earn Pro Bowl honors (the four-time Pro Bowler was also named in 2016, 2017 and 2018)... Mosley became the highest paid inside LB in the NFL when he signed with the Jets in the '19 offseason. **2013:** Ravens selected four players, including NT Brandon Williams, who earned a multi-year contract with the Ravens in '18 and has

become the key cog in the middle of the D-line...Draft picks C Ryan Jensen, FB Kyle Juszczyk and T Rick Wagner, each of whom developed into premier NFL players at their respective positions, earned multi-year contracts with other NFL clubs. **2012:** Ravens drafted Alabama OLB Courtney Upshaw (second round), Iowa State G Kelechi Osemele (second) and Temple RB Bernard Pierce (third), all of whom helped the Ravens win Super Bowl XLVII...Osemele was a Pro Bowler and named first-team All-Pro in 2016. **2011:** Selected CB Jimmy Smith (Colorado) and WR Torrey Smith (Maryland) in the first two rounds...Torrey set team rookie receiving records in catches (50), yards (841) and TDs (7)...OLB Pernell McPhee (fifth) and QB Tyrod Taylor (sixth) were also selected by Baltimore. **2010:** Ravens drafted key contributors TEs Ed Dickson (third round) and Dennis Pitta (fourth), DE Art Jones (fifth) and WR/RS David Reed (fifth), who had the NFL's longest KOR (103 yards), setting a then-franchise record in 2010. **2009:** Promoted to director of college scouting after eight years as a college scout...In Hortiz's first draft as head of college scouting, Baltimore selected All-Rookie team performer T Michael Oher (Mississippi) with the 23rd-overall selection and CB/RS Lardarius Webb (Nicholls State). **2008:** Scouted players across the country, with a primary focus on the eastern half, where seven of 10 Ravens draft picks, including Super Bowl XLVII MVP QB Joe Flacco, were selected in the '08 NFL Draft. **2007:** Team's first-round draft pick Grubbs was selected from Hortiz's focus area and attended his alma mater (Auburn). **2006:** Promoted to national scout...Was tasked with covering the eastern half of the country, including the Big East, Big Ten, MAC, ACC, SEC and Conference USA. **2003-05:** Served as Ravens Southeast area scout and covered the SEC, ACC and C-USA. **2001-02:** Scouted the Northeast. **1998-2000:** Worked both with the pro and college scouting staffs as a football personnel assistant... Responsibilities included assisting GM Ozzie Newsome and Sr. VP of football administration Pat Moriarty, who manages the salary cap, and performing "the box" workout at schools across the country for three spring seasons.

COLLEGE/PERSONAL: Joe and his wife, Jennifer, have four boys, Joey (12), Jack (11), Jameson (8) and Julian (6)...While earning his B.S. in accounting from Auburn, Joe was an undergraduate assistant coach for Terry Bowden and the Tigers' football team from 1995-97...Worked with both the QBs and WRs and coached the scout team LBs and secondary... Also coordinated Auburn's summer football camps...Jennifer is also an Auburn alum...Son of Joe and Marlene Hortiz, Joe attended Salesianum (Wilmington, DE) HS.

RAVENS NUMBERS TO RAVE ABOUT



| | |
|----|--|
| 22 | Ravens Homegrown Pro Bowlers |
| 19 | Ravens Draft Picks to Earn Pro Bowl Honors |
| 3 | Rookie Free Agents to Earn Pro Bowl Honors |



GEORGE KOKINIS

DIRECTOR OF PLAYER PERSONNEL

COLLEGE: HOBART
BORN: 2/27/67, WETHERSFIELD, CT
EXP (NFL/RAVENS): 29/23



GEORGE KOKINIS is one of the longest-tenured Ravens in Baltimore's player personnel department. He began his NFL career with the Cleveland Browns in 1991, moving with the franchise to Baltimore in 1996. After advancing through the scouting ranks in the early seasons, Kokinis was named the Ravens' director of pro personnel in 2003, spending for six seasons at the post. He was hired to be the Cleveland Browns' general manager in 2009. As a longtime member of Ozzie Newsome's staff, Kokinis returned to the franchise in 2010, bringing a wealth of player personnel experience and knowledge back to Baltimore.

2010-19: (with Baltimore): 2019: Named director of player personnel by new general manager Eric DeCosta following the draft...Under DeCosta's leadership, Kokinis, along with Joe Hortiz, oversees the team's college and pro scouting efforts. **2010:** Re-joined the team as the Ravens' senior personnel assistant.

2009: (with Cleveland) 2009: Named the Browns' general manager on Jan. 26, 2009.

1996-2008: (with Baltimore) 2003-08: Kokinis became the team's director of pro personnel in 2003, overseeing all aspects of the pro football personnel department...In his six years as director, his role included assisting evaluating free agent talent, monitoring waiver wire transactions, and handling contract negotiations for later-round draft picks. **2000-02:** Promoted to the Ravens' assistant director of pro personnel in 2000, the year Baltimore won Super Bowl XXXV...Conducted the advance scouting of Ravens

opponents and provided reports to the coaches. **1996-99:** Was the Ravens' Northeast area scout for four years before moving over to pro personnel...Was among the group of Browns' staffers invited by Art Modell to move to Baltimore with the franchise.

1991-95: (with Cleveland) Began his NFL scouting career with the Browns in 1991 after serving an internship in the team's operations department.

COLLEGE/PERSONAL: Graduated from Hobart College with a B.A. in psychology and earned his master's degree in sports management at the University of Richmond (1991), while working as a graduate assistant coach for the Spiders' baseball team...He played both football and baseball during his collegiate career, earning ECAC Baseball Player of the Year honors in 1989 as a pitcher for the Statesmen, and was selected to represent the conference in a New York vs. New Jersey All-Star Game played at Yankee Stadium...Kokinis was a two-sport athlete at Wethersfield (CT) HS...George and his wife, Elizabeth, have a daughter, Marissa (20), and twins, Peter and Ella (15).

"George has been with us from the beginning. We've worked together for over 20 years. Not only is he one of the best player evaluators and personnel guys in the league, but he is one of my top trusted advisers and friends. I value his substantial football knowledge and his recommendations in helping build our team. Plain and simple, George helps us win football games."

– EVP & GM Eric DeCosta

RAVENS: A HISTORY OF DRAFT WIZARDRY

Mike Mayock, NFL Media: "I think the Ravens' front office is as solid as any in the NFL. It's not just Ozzie [Newsome] who is outstanding. It's Eric DeCosta; it's Joe Hortiz. These guys are outstanding. They've stood the test of time."

Adam Schein, SiriusXM/CBS Sports: "Three guarantees in life: Death, taxes and the Ravens ruling the draft. General manager Ozzie Newsome, assistant general manager Eric DeCosta and a great scouting department comprise a front office that always seems to be three steps ahead."

Don Banks, SI.com: "The Ravens are the NFL's gold standard on draft day, consistently making choices that stand the test of time."

Ian Rapoport, NFL.com: "The Ravens' general manager [Ozzie Newsome] has built a perennial playoff participant through the draft, and he's done so by spotlighting the kinds of players the organization is now known for – those who play like they'd do it for free. Gritty, tough and with a love of the game. Hard-nosed, nasty and with a certain violence. If you were choosing sides for a street fight, think about how many Ravens you'd want on your team."

John Clayton, ESPN: "As a player, he was known as the Wizard of Oz, a Hall of Fame tight end who was hard to stop. As a drafter, he's a master of finding the right players."

Mel Kiper, ESPN: "This team wins because it drafts well. Steve Bisciotti is a great owner because he lets his guys do their job."

Todd McShay, ESPN: "The Ravens are successful, because they ignore needs to take the best player available. There's a reason the Ravens are always picking in the bottom half of the draft. They win and are in the playoffs each year."



VINCENT NEWSOME

SENIOR PLAYER PERSONNEL EXECUTIVE

COLLEGE: WASHINGTON
 BORN: 1/22/61, BRAINTREE, ENGLAND
 EXP (NFL/RAVENS): 37/24 (10 PLAYING / 27 SCOUTING)



VINCENT NEWSOME is in his 24th season with the franchise. He spent 10 years as an NFL safety on two teams before moving into the scouting ranks. As the team's senior player personnel executive, Newsome works with Eric DeCosta, Joe Hortiz and George Kokinis, assisting on all matters related to football operations and player personnel. His responsibilities entail analyzing NFL rosters, reviewing the waiver wire daily and evaluating each year's free agency market. Newsome also is tasked with evaluating Ravens players, advance scouting of Ravens opponents, assisting with free agent workouts and communicating with player agents. He also scouts the annual college all-star games and visits some schools in the fall. In 2008, he served on the eight-member committee to interview and select Ravens head coach John Harbaugh. Newsome originally joined the franchise's personnel department in 1993.

1996-2019: (with Baltimore) 2019: Team signed Pro Bowlers ST Justin Bethel, RB Mark Ingram II and S Earl Thomas III... Named senior player personnel executive. **2018:** Ravens bolstered offense by signing three veteran WRs: John Brown, Michael Crabtree and Willie Snead IV. **2014-17:** Ravens signed key free agents CB Brandon Carr, S Tony Jefferson, WR Mike Wallace, TE Benjamin Watson and S Eric Weddle ('16) and RB Justin Forsett and WR Steve Smith Sr. ('14), adding valuable depth to the roster...Weddle (2016-18) and Forsett (2014) earned Pro Bowl honors as Ravens. **2013:** Was selected to attend the NFL's Career Development Symposium for upper management personnel at the Wharton School of Business in Philadelphia...Ravens bolstered roster following Super Bowl XLVII victory with Pro Bowl OLB Elvis Dumervil and DE Chris Canty. **2012:** Ravens acquired key free agent WR/RS Jacoby Jones ('12), who earned his first Pro Bowl in 2012 and helped the Ravens win Super Bowl XLVII. **2010:** Ravens traded for Pro Bowl WR Anquan Boldin, who provided solid leadership and was a key contributor in the Super Bowl run. **2009:** Named the Ravens' director of pro personnel...Assisted in evaluating and acquiring free agents including C Matt Birk (six-time Pro Bowler). **2003-08:**

Was the team's assistant director of pro personnel for six years, handling advance scouting of Ravens opponents, as well as evaluating talent in the CFL...Newsome conducted free agent workouts during the regular season and assisted the college scouting staff by evaluating talent for the NFL Draft...Baltimore secured a number of key free agents, including three-time Pro Bowl special teamer Brendon Ayanbadejo. **2000-02:** Was the Ravens' western college supervisor, covering players from California to Wisconsin. **1996-99:** Became the Ravens' West area scout upon the team's move to Baltimore...Over the years, key acquisitions from Newsome's scouting area have had success and are recognized league-wide, including Hall of Famer T Jonathan Ogden and Pro Bowlers CB Chris McAlister, TE Todd Heap and OLB Terrell Suggs, the 2003 Defensive Rookie of the Year and 2011 NFL Defensive Player of the Year.

1993-95: (with Cleveland) Spent three years as a special assignment scout evaluating skill positions nationally... Joined the Browns' personnel department after retiring from the NFL after a 10-year playing career in the spring of 1993.

NFL PLAYER (1983-92): Was a standout safety for the Los Angeles Rams and Cleveland Browns...Finished his 10-year career with 763 tackles (526 solo), 4 sacks, 62 PD, 17 INTs, 7 FFs and 9 FRs...Led the Rams in tackles his last two seasons... Was honored by his Rams teammates in 1989 with the Ed Block Courage Award after missing 10 games with a neck injury...In 1985, was both the Rams' Special Teams Player of the Year and a *Sports Illustrated* All-Pro at safety...Was originally a fourth-round draft selection by the Rams in 1983.

COLLEGE/PERSONAL: Earned honorable mention All-America honors as a DB his senior year at Washington... Led the secondary with 69 tackles, recording 4 INTs...Was president of Alpha Phi Alpha fraternity and majored in psychology...Attended Vacaville (CA) HS, where he was a three-sport athlete (football, basketball and track)...Vincent and his wife, Tasha, have three daughters, Candace, Emerald and Victoria.

SUPER BOWLS SINCE 2000

The Baltimore Ravens have won two Super Bowl titles during their first 22 seasons, capturing the Lombardi Trophy in 2000 and 2012. Baltimore is just one of four NFL franchises to win multiple World Championships since 2000.



MOST SUPER BOWL TITLES SINCE 2000 SEASON

| Titles | Team | Seasons |
|--------|-------------------------|-------------------------------|
| 6 | New England Patriots | 2001, '03, '04, '14, '16, '18 |
| 2 | Baltimore Ravens | 2000, 2012 |
| 2 | New York Giants | 2007, 2011 |
| 2 | Pittsburgh Steelers | 2005, 2008 |





MARK AZEVEDO

PLAYER PERSONNEL COORDINATOR

COLLEGE: COLBY
 BORN: 2/17/82, PLYMOUTH, MA
 EXP (NFL/RAVENS): 15/15



MARK AZEVEDO is in his 15th year with Baltimore and his first as player personnel coordinator, a newly-created role by general manager Eric DeCosta. Azevedo supports the player personnel efforts, both on the college and pro sides. Azevedo spent six years as the Ravens' Northeast area scout, covering schools from the ACC, AAC, Big Ten, Big 12, Ivy League, MAC, MEAC and SEC. Following each year's draft, Azevedo coordinates the post-draft free agent signing process. For the last 15-consecutive years, at least one undrafted Ravens rookie free agent has earned a spot on the opening-day roster. Azevedo also helps evaluate prospects on the eastern half of the country, scouting and ranking those considered "draftable" by the Ravens.

2005-19: (with Baltimore) 2019: Named player personnel coordinator...Coordinates the team's post-draft free agent signing process...Evaluates prospects on the eastern half of the country as assigned. **2017:** Ravens drafted CB Chuck Clark and signed DL/FB Pat Ricard as a RFA...The two played 15 and 16 games, respectively, as rookies. **2016:** Team signed 2019 starting C Matt Skura as an undrafted rookie free agent. **2015:** Ravens drafted TE Nick Boyle, who entering 2019 has played in 48 career games, in the fifth round. **2013:** Named team's Northeast area scout. **2012:** Following the draft, was elevated to cover the Southeast area, including the SEC and ACC, among other southern conferences. **2010:** Named an area scout and assisted with the evaluation of college talent in

the Southeast, Southwest and Midwest regions. **2009:** Named a pro scout...Also served as one of two advance scouts (with assistant director of pro & college personnel Chad Alexander) for seasonal opponents. **2007-08:** Worked on team advance reports for the pro personnel department...Also evaluated talent from 20 colleges covering the East Coast from Maine to Virginia...Assisted Sr. VP of football operations Pat Moriarty in studying player contracts and salaries...Helped track and evaluate upcoming free agents...Coordinated pre-draft player visits. **2006:** Advanced the opponents' special teams units.

2004: (with Springfield College) Graduate assistant coach for the FBs...Assisted with recruiting in Florida, Massachusetts and Pennsylvania.

2003: (with Colby College) Worked with the football staff as a student with graduate assistant responsibilities.

COLLEGE/PERSONAL: A four-year contributor at TE for Colby College...Won the Paul "Ginger" Frazier award after his senior season...Graduated with a degree in American studies and minor in administrative science in 2004... Attended Silver Lake Regional (Kingston, MA) HS, where he was captain of the football team his senior year, earning two letters...Also earned one letter in track...Mark and his wife, Meghan, who worked in the Ravens' front office for three years, have two sons, Mason (4) and Logan (1)...The family resides in Severna Park, MD.

RAVENS ROOKIE FREE AGENT SUCCESS

The Ravens have recruited and signed a number of undrafted rookie free agent gems in their 23 seasons (1996-2018):

| Position | Player | Year Signed | Ravens GP/GS | Position | Player | Year Signed | Ravens GP/GS |
|----------|-----------------|-------------|--------------|----------|------------------|-------------|--------------|
| RB | Priest Holmes | 1997 | 48/19 | WR | Marlon Brown | 2013 | 38/15 |
| C | Mike Flynn | 1997 | 133/115 | S | Brynden Trawick | 2013 | 38/1 |
| DE | Marques Douglas | 2000 | 55/32 | T | James Hurst | 2014 | 74/42 |
| FB | Alan Ricard | 2000 | 55/32 | LB | Zachary Orr | 2014 | 46/15 |
| S | Will Demps | 2002 | 57/46 | LB | Patrick Onwuasor | 2016 | 43/26 |
| DT | Ma'ake Kemoeatu | 2002 | 76/34 | DT | Michael Pierce | 2016 | 46/16 |
| LB | Bart Scott | 2002 | 109/58 | G/C | Matt Skura | 2016 | 28/28 |
| LB | Jameel McClain | 2008 | 87/55 | DL/FB | Patrick Ricard | 2017 | 26/2 |
| LB | Dannell Ellerbe | 2009 | 46/14 | LB | Chris Board | 2018 | 16/0 |
| LS | Morgan Cox | 2010 | 134/0 | RB | Gus Edwards | 2018 | 11/6 |
| K | Justin Tucker | 2012 | 112/0 | | | | |

Quick Hit: LB Bart Scott ('06), K Justin Tucker ('13, '16) and LS Morgan Cox ('15-16) earned a trip to the Pro Bowl while with the Ravens.



BRANDON BERNING

MIDWEST / SOUTHWEST AREA SCOUT

COLLEGE: WISCONSIN-LA CROSSE

BORN: 4/17/88, DODGEVILLE, WI

EXP (NFL/RAVENS): 6/5



BRANDON BERNING was promoted to become the team's Midwest/Southwest area scout following the 2017 NFL Draft. In his fifth year with the team, he covers schools in the Big Ten, Big 12, SEC, MAC and Missouri Valley. Berning entered the NFL as a scouting intern in 2014 with the New York Giants before joining the Ravens following the 2015 NFL Draft as a player personnel assistant. He has served in numerous roles within the personnel department in Baltimore, including preparing advance scouting reports on upcoming opponents, assessing free agent prospects, organizing local college workouts, and helping coordinate the team's 30 pre-draft visits. Berning's other roles in the draft process were communicating the Ravens' selection to the league representative during the draft and assisting Mark Azevedo with the post-draft free agency signing process.

2015-19: (with Baltimore) 2019: WR Marquise Brown (Oklahoma), WR Miles Boykin (Notre Dame), RB Justice Hill (Oklahoma St.) and G Ben Powers (Oklahoma) were selected in the draft. **2018:** Ravens selected Oklahoma's

T Orlando Brown Jr. and TE Mark Andrews from his region...Both players earned significant playing time as rookies. **2017:** Named Midwest/Southwest area scout. **2016:** Served in a number of roles, including assessing free agent prospects, preparing advance scouting reports on upcoming opponents and organizing local college workouts. **2015:** Joined the Ravens as a player personnel assistant following the 2015 NFL Draft.

2014: (with New York Giants) Spent his first season working in the NFL as a scouting intern with the New York Giants.

2012-13 (Wisconsin) Named a recruiting assistant at the University of Wisconsin while earning his masters degree in educational leadership with a focus on athletic administration.

COLLEGE/PERSONAL: Worked as a football operations assistant while at Wisconsin-LaCrosse, assisting with recruiting...Berning, a two-sport (football and basketball) athlete at Dodgeville (WI) HS, resides in Dodgeville, WI, with his wife, Amanda.



DAVID BLACKBURN

WEST AREA SCOUT

COLLEGE: DePAUW

BORN: 5/26/82, INDIANAPOLIS, IN

EXP (NFL/RAVENS): 12/12



DAVID BLACKBURN, who has been with the Ravens since 2007, was named an area scout following the 2012 NFL Draft. In his seventh year as the team's West area scout, Blackburn covers schools from the Pac-12, Mountain West, Sun Belt and Big Sky conferences. Like other Ravens' personnel staff, Blackburn also cross-checks players from other scouting areas, evaluating, viewing tape and ranking those prospects considered "draftable" by the Ravens.

2007-19: (with Baltimore) 2018-19: CB Iman Marshall (USC, 2019), LB Kenny Young (UCLA, 2018) and WRs Jaleel Scott (New Mexico St., 2018) and Jordan Lasley (UCLA, 2018) were selected from Blackburn's focus area. **2014-15:** Ravens selected TE Crockett Gillmore (Colorado State, 2014) and RB Javorius Allen (USC, 2015) from his area. **2013:** Ravens drafted C Ryan Jensen, who became a full-time starter in '17 and signed a multi-year contract with Tampa after the 2017 season...Named West area scout. **2012:** Named an area scout following the draft. **2007-11:** After joining the team as a player personnel assistant in 2007, Blackburn served a number of roles within the team's scouting department, including

preparing advance scouting reports of upcoming opponents, analyzing free agent prospects for pro personnel, scouting draftable collegiate players at multiple schools and helping coordinate in-season free agent player workouts/visits.

2006: (with Butler University) Graduate assistant coach for the defensive backs.

COLLEGE/PERSONAL: Graduated from DePauw with a degree in economics and minor in history in 2004...Was a four-year starter and captain (senior year) at cornerback for the Tigers, becoming the school's only four-time All-SCAC (Southern Collegiate Athletic Conference) selection...In 2005, David was named to the SCAC's 15th Anniversary Football Team... Earned a spot in the Management Fellows Program for business and entrepreneurship at DePauw...Was a captain at safety for Ben Davis (Indianapolis, IN) HS...Ben Davis was undefeated (15-0) and won the 5A State Championship during Blackburn's senior year...Also played baseball (four years) and basketball (two years) in high school...David and his wife, Kishia, and their son, David III (3), and daughter, Aubree (1), live in Phoenix, AZ.



JOEY CLEARY

NORTHEAST AREA SCOUT

COLLEGE: BOWDOIN
BORN: 8/30/91, BOSTON, MA
EXP (NFL/RAVENS): 5/5



JOEY CLEARY was named the team's Northeast area scout following the 2019 NFL Draft. He covers schools in the ACC, AAC, Big Ten, Big 12, Ivy League, MAC and MEAC. Cleary originally joined the Ravens as a player personnel assistant in 2015. He has served in numerous roles within the personnel department in Baltimore, including preparing advance scouting reports on upcoming opponents, assessing free agent prospects, organizing local college workouts, and helping coordinate the team's 30 pre-draft visits. Cleary's other roles in the draft process were communicating the Ravens' selection to the league representative during the draft and assisting Mark Azevedo with the post-draft free agency signing process.

2015-19 (with Baltimore) 2019: Named by general manager Eric DeCosta as the team's Northeast area scout following the draft. **2018:** Promoted to college and pro scout and

scouted both collegiate players and pro players for the Ravens. **2016-17:** Served in a number of roles, including assessing free agent prospects, preparing advance scouting reports on upcoming opponents and organizing local college workouts. **2015:** Joined the NFL ranks with the Ravens as a player personnel assistant.

2014 (with Princeton) Worked with the Princeton football team assisting with recruiting evaluations and player visits.

COLLEGE/PERSONAL: Graduated from Bowdoin in 2014 with a degree in history...Earned the 2014 NESCAC Defensive Player of the Year award as a senior captain at linebacker for the Polar Bears football team...Was a two-sport (lacrosse and football) standout at Winchester (Winchester, MA) HS... Played midfielder in lacrosse and safety/wide receiver for the football team.



DWAUNE JONES

MIDWEST AREA SCOUT

COLLEGE: RICHMOND
BORN: 7/11/77, WASHINGTON, DC
EXP (NFL/RAVENS): 15/4



DWAUNE JONES, who joined the Ravens following the 2016 NFL Draft, covers schools in the Midwest region for Baltimore. He scouts the Big Ten and MAC, plus some schools in the SEC, Conference USA and ACC conferences. Jones also evaluates and provides cross-checking evaluation reports for the scouting department. Jones, who also spent 11 seasons with the New Orleans Saints' scouting department, has NFL playing experience with both the Cleveland Browns and Houston Texans, originally signing with the Browns as a rookie free agent in 2000.

2016-19: (with Baltimore) Covers the Midwest area for the Ravens. **2016:** Joined the Ravens as Midwest area scout.

2005-15: (with New Orleans) 2014: LB Kasim Edebali was recruited and signed as a rookie free agent (RFA) by Jones. **2012:** Was promoted to Northern regional scout. **2010:** Scouted and helped sign undrafted RB Chris Ivory, who rushed for 716 yards and 5 TDs in his rookie year for the Saints. **2009:** First-rounder S Malcolm Jenkins (Ohio State) and seventh-rounder T Zach Strief (Northwestern) were selected. **2008:** Saints drafted CB Tracy Porter from Jones' area. **2007:** RFA RB Pierre Thomas signed after being recruited by Jones. **2006:** Saints drafted WR Marques Colston (seventh) from Jones' area...Helped recruit RFA P Steve Weatherford. **2005:** Joined the Saints as Midwest area scout.

2004-05: (with NFL Europe) Coached wide receivers for the Cologne Centurions during the league's spring season.

2004: (with Seattle) Served as a training camp scouting intern for the Seahawks.

NFL PLAYER (2000-02): 2002: (with Houston) Spent training camp with the expansion Texans. **2001: (with Seattle)** As a WR, was allocated to NFL Europe (Berlin Thunder) by the Seahawks and caught 33 passes for 577 yards and 5 TDs... Participated in World Bowl IX for Berlin, catching 6 for 161 yards and 2 TDs, including a game-winning 53-yard TD reception, in the 24-7 victory over Barcelona. **2000: (with Cleveland)** Signed as an undrafted rookie free agent.

COLLEGE/PERSONAL: Jones was a three-year starter at WR for the University of Richmond, securing 146 catches for 1,994 receiving yards during his career...Finished his career ranking sixth on the Spiders' all-time list with 15 TDs...Also competed as a sprinter for the track team...Graduated from The Potomac School (McLean, VA) where, in addition to football, he also played basketball and ran track...Was the Virginia state champion in the 100-meter dash his senior year (1995)...Dwaune and his wife, Jessica, have three children: Jasmine (11), Jocelyn (7) and D.J. (5)...The family resides in Fishers, IN...**First name is pronounced: duh-WAN.**



ANDREW RAPHAEL

SOUTHEAST AREA SCOUT

COLLEGE: MIAMI
 BORN: 10/7/89, WESTBURY, NY
 EXP (NFL/RAVENS): 7/7



ANDREW RAPHAEL was named Southeast area scout following the 2016 NFL Draft. In his seventh year with the team, he covers schools from Florida to North Carolina, also spanning Tennessee and Alabama. Raphael has evaluated and graded two of the Ravens' last four first-round draft picks: TE Hayden Hurst (South Carolina), No. 25 overall in 2018, and CB Marlon Humphrey (Alabama), No. 16 in 2017. After joining the Ravens in 2013, Raphael handled a host of projects within the personnel department, such as evaluating practice squad players, organizing local college workouts, and assessing free agent prospects. He has also assisted with many aspects of the draft process, including helping coordinate the team's 30 pre-draft visits, communicating the Ravens' selection to the league representative during the draft and assisting player personnel coordinator Mark Azevedo with the post-draft free agency signing process.

2013-19: (with Baltimore) 2019: Evaluated and reported on third-round pick, OLB Jaylon Ferguson (Louisiana Tech).

2017: Ravens drafted CB Marlon Humphrey (Alabama) and Tim Williams (Alabama) from Raphael's focus area in the first and third rounds, respectively. **2016:** Named Southeast area scout. **2014-15:** Promoted to player personnel assistant after the 2014 NFL draft...Served in a number of roles, including preparation of advance scouting reports for upcoming opponents. **2013:** Joined the Ravens as a player personnel intern.

2011-12: (with Boston College) Named assistant recruiting coordinator, working on film evaluation and organizing official and unofficial visits.

COLLEGE/PERSONAL: Worked as student assistant to the national recruiting coordinator at the University of Miami during the 2010 season...Graduated with a dual degree in communication and sports administration from Miami... Raphael, who attended W.T. Clarke (Westbury, NY) HS, resides in Delray Beach, FL.

THE "20/20 CLUB"

The Ravens' "20/20 Club" includes members of the team's personnel staff who started with the Ravens as young assistants and grew into evaluators with more input. The term "20/20" refers to hiring 20-year-olds for \$20,000. According to executive vice president Ozzie Newsome: "The guys actually started when they were a little older than 20 and for more than \$20,000, but that's what we call them."

"20/20 CLUB" GRADUATES (Includes Current Personnel Staff)

| Name | Joined Ravens | Current Title | Name | Joined Ravens | Current Title |
|-----------------|--------------------|------------------------------|------------------|---------------|-----------------------|
| George Kokinis | 1991 (with Browns) | Director of Player Personnel | Andrew Raphael | 2013 | Southeast Area Scout |
| Eric DeCosta | 1996 | EVP/General Manager | Brandon Berning | 2015 | Midwest/SW Area Scout |
| Joe Hortiz | 1998 | Director of Player Personnel | Joey Cleary | 2015 | Northeast Area Scout |
| Mark Azevedo | 2005 | Player Personnel Coordinator | Patrick Williams | 2016 | College Scout |
| David Blackburn | 2007 | West Area Scout | Corey Frazier | 2017 | Pro Scout |



BALTIMORE RAVENS PERSONNEL STAFF

Not Pictured: Ozzie Newsome, Houegnon "Q" Attenoukon, Maggie Domanowski, Nick Matteo, Patrick McDonough, Chas Stallard, Bobby Vega and Jenn Werner



BOBBY VEGA

EAST AREA SCOUT

COLLEGE: THE COLLEGE OF WOOSTER

BORN: 4/19/83, HARTFORD, CT

EXP (NFL/RAVENS): 15/3



BOBBY VEGA is in his second year as the team's East area scout, covering schools and evaluating players on the eastern half of the country. Vega, who re-joined the Ravens in 2018, originally worked for the organization in 2004 as a player personnel intern, but then spent 13 years in the Cleveland Browns' personnel department. Before re-joining Baltimore, Vega was the Browns' director of college scouting for two seasons (2016-17).

2018-19: (with Baltimore) 2018: Re-joined the Ravens as East area scout following the NFL Draft.

2005-17: (with Cleveland) Hired by Cleveland in 2005 as a scouting assistant, eventually working his way up through the ranks as an area scout, first evaluating players from small

schools, then at the larger universities in the Mid-Atlantic... Vega was a national scout for Cleveland for three seasons (2013-15) before being named director.

2004: (with Baltimore) Spent training camp with the Ravens as an intern with the player personnel department.

COLLEGE/PERSONAL: Was a four-year starter at The College of Wooster, originally as a running back, but then switched to linebacker for his final three seasons... Bobby was a communications major at Wooster...Grew up in Connecticut and attended Pomfret School (Pomfret, CT) HS...Resides in Solon, Ohio, with his wife, Dee, and daughters, Emry and Siena.



KEVIN WEIDL

SOUTHEAST / SOUTHWEST AREA SCOUT

COLLEGE: INDIANA UNIVERSITY OF PENNSYLVANIA

BORN: 9/4/82, PITTSBURGH, PA

EXP (NFL/RAVENS): 3/3



KEVIN WEIDL was named the team's Southeast/Southwest area scout following the 2017 NFL Draft. Weidl covers schools in the SEC, Big 12 and ACC, among other southern conferences. The Southeast/Southwest area has produced notable talent, including the Ravens' 2014, 2017, 2018 and 2019 first-round draft picks in LB C.J. Mosley (Alabama, 2014), CB Marlon Humphrey (Alabama, 2017) and WR Marquise Brown (Oklahoma, 2019). Prior to joining the Ravens, Weidl spent 10 years (2008-17) working for ESPN Scouts Inc., where he evaluated and wrote scouting reports on NFL Draft prospects, also making several appearances as a scouting analyst on various ESPN networks.

2017-19 (with Baltimore) 2018-19: Team selected four players from Oklahoma in the last two drafts: WR Marquise Brown and G Ben Powers (2019) and T Orlando Brown Jr. and TE Mark Andrews (2018)...TE Hayden Hurst (South Carolina), the team's first-overall pick in 2018, was also selected from Weidl's focus area. **2017:** Joined the Ravens following the draft...Scouts players in the Southeast and Southwest regions of the country.

2008-17 (with ESPN Scouts Inc.) NFL Draft analyst for Scouts Inc....Evaluated prospects and wrote scouting reports for the NFL Draft...Wrote articles on college football and the NFL Draft for *ESPN.com*...Worked as an in-studio college football analyst as well as a color and sideline analyst for game broadcasts on ESPN, the SEC Network and ESPNU.

2007: (with New York Jets) Spent training camp with the New York Jets as an intern with the pro personnel department.

COLLEGE/PERSONAL: Was a three-year starter (2004-06) at quarterback at Indiana University of Pennsylvania, where he held a 26-6 record...Finished his career ranked third in school history in passing TDs (50), fifth in passing yards (5,594) and fourth in passer rating (131.26)...Earned a bachelor's degree in communications media with a minor in business administration...Older brother, Andy, worked as a scout with the Ravens from 2005-16, and is now the director of player personnel for the Philadelphia Eagles...Younger brother, Casey, also works for the Eagles as the team's director of scouting operations...Grew up in Pittsburgh and attended Mt. Lebanon (Pittsburgh, PA) HS...Resides in Charlotte, NC.



LONNIE YOUNG

WEST AREA SCOUT

COLLEGE: MICHIGAN STATE

BORN: 7/18/63, FLINT, MI

EXP (NFL/RAVENS): 29/12 (12 PLAYING / 17 SCOUTING)



LONNIE YOUNG is in his 12th year with the Ravens' personnel department. Young originally joined the Ravens in 2008, and during that time, he has evaluated players and covered schools primarily on the western half of the United States. Young, who is one of the most tenured Ravens scouts, played 12 seasons as a defensive back for three NFL teams (Arizona, San Diego and NY Jets). While away from football, Young was a member of the McDonald's owner/operator program and ran two restaurants prior to going into the staffing industry with Express Personnel services. He began his NFL scouting career with the New York Jets in 2002. After a year in New York, Young spent the next five years with the Arizona Cardinals evaluating players from the western half of the country.

2008-19: (with Baltimore) 2019: Evaluates players as one of the team's West area scouts. **2016:** Promoted to national scout after the draft...Young scouted and ranked highly fifth-round pick OLB Matthew Judon, who has 19 sacks and 129 tackles in 46 games entering 2019. **2015:** RB Javorius Allen (USC) was drafted in the fourth round. **2014:** Heavily recruited undrafted LB Zach Orr, who played in 46 games for the Ravens in his three seasons before a career-ending injury in 2016. **2013:** Named West-regional scout following the draft...Ravens drafted TE Crockett Gillmore, who started 16 games in three seasons. **2011:** First-round pick CB Jimmy Smith (Colorado) was taken in the draft...Smith has 13 INTs and 294 tackles in 98 career games played (2011-18). **2010:** Ravens drafted TEs Ed Dickson and Dennis Pitta from Young's area. **2009:** Team selected OLB Paul Kruger (Utah) in the second round of the draft. **2008:** Joined the Ravens as a West area scout.

2003-07: (with Arizona) Cross-checked player evaluations for the western half of the country...Was also responsible for

scouting additional Midwestern states, including Michigan and Indiana. **2003-04:** Re-joined the Cardinals, spending two years as the team's national scout.

2002: (with New York Jets) Started his scouting career as a Midwest scout for the last team for which he played.

NFL PLAYER (1985-96): Was originally selected (12th round) by the Cardinals in the 1985 NFL Draft, earning the team's rookie of the year award. He played in 150 career games as a DB for the Cardinals (1985-90), Jets (1991-93, 95-96) and Chargers (1994), earning an AFC Championship ring, along with Ravens director of player engagement Harry Swayne, while with San Diego...Tallied 720 tackles (540 solo), 11 INTs, 14 FRs, 9 FFs, 44 PD and 2 sacks...In 1985, Young earned All-Rookie honors after leading the Cardinals' secondary with 3 INTs... He received an honorable mention All-Pro honor in 1988...His Jets teammates selected him as their 1993 Ed Block Courage Award recipient after he returned from a career-threatening knee injury...Also received the Jets' Dennis Byrd Award for being the most inspirational player on the team (Byrd suffered a career-ending spinal injury in 1992).

COLLEGE/PERSONAL: Was a two-year starting CB at Michigan State, earning a degree in communications...Lonnie received honorable mention All-Big Ten honors in 1984...Was a two-sport athlete for the Spartans, also lettering in track and field...Attended Beecher (Flint, MI) HS and was inducted into the Flint Hall of Fame in 2004...In 2014, Lonnie was inducted into the Greater Flint Afro American Hall of Fame... Was a childhood friend and teammate of former Giants LB Carl Banks...Both high school jerseys were retired in the same ceremony.

MATTHEW JUDON: A D-II DISCOVERY

MOST SACKS BY A RAVEN (2017-18)

| Rk. | Defender | Sacks | TFL | QB Hits |
|-----|----------------------|-----------|-----------|-----------|
| 1. | Terrell Suggs | 18 | 24 | 35 |
| 2. | Matthew Judon | 15 | 27 | 38 |
| 3. | Za'Darius Smith | 12 | 13 | 41 |

3 — Sacks by **OLB Matthew Judon** in a span of three plays in Week 12 vs. Oakland (2018). He is the second player since 1982 (when the stat began being tracked) with a sack on three-straight opponent offensive plays (Indy's Brad Scioli vs. Houston in 2002).

Quick Hit: In 2018, Judon's 7 sacks tied (Terrell Suggs) for No. 2 among Ravens. Judon also totaled a team-high 27 TFL from 2017-18.



PLAYER PERSONNEL STAFF



COREY FRAZIER PRO SCOUT

COLLEGE: RICE

BORN: 6/17/91, CHICAGO, IL

EXP. (NFL/RAVENS): 3/3

Corey Frazier was named pro scout following the 2019 NFL Draft. Frazier, who joined the Ravens in 2017 as a player personnel assistant, has served in a number of roles, including assessing free agent prospects and preparing advance scouting reports on upcoming opponents. He worked with Vanderbilt football as an advance scout for one season (2016) after interning with the Super Bowl 50 champion Denver Broncos in their scouting department (2015). Frazier, whose father, Leslie, is the Buffalo Bills defensive coordinator and former Ravens secondary coach, played safety at Rice University, earning an economics degree in 2013. Following graduation, he stayed at his alma mater in quality control, primarily working with the WRs. Frazier attended Eden Prairie (MN) HS and was an All-State selection in 2008. His team won the Minnesota High School State Championship in 2007.



PATRICK WILLIAMS COLLEGE SCOUT

COLLEGE: COLORADO

BORN: 1/13/86, DALLAS, TX

EXP. (NFL/RAVENS): 4/4

Patrick Williams, who's in his fourth full-time season with Baltimore, was named college scout following the 2019 NFL Draft. He initially joined the Ravens as a free agent wide receiver, signing with the team late in the 2011 season. He entered the NFL as an undrafted free agent with Green Bay in 2009, spending parts of two seasons with the Packers, then signed with Seattle (2010-11) before joining the Ravens. Williams graduated from Colorado with a degree in sociology (2008) and was honored with the Eddie Crowder Award for leadership and the John Wooten Award for outstanding work ethic. As a team captain, he finished his Buffs' career ranking ninth all time in receptions (104) and 18th receiving yards. He was an All-Midlands performer in football at DeSoto (TX) HS, where he also excelled in track and field, winning the Texas State Championship in the 4x200 relay as a senior.



NICK MATTEO DIRECTOR OF FOOTBALL ADMINISTRATION

COLLEGE: PENN / RUTGERS LAW SCHOOL

BORN: 8/26/84, RAMSEY, NJ

EXP. (NFL/RAVENS): 11/1

Nick Matteo oversees day-to-day salary cap matters and general roster transactions for the Ravens. He joined the franchise in January 2019 after working 10 years for the National Football League, where he was a member of the Management Council. In that role, Matteo served as the senior director of labor operations and as a main contact for NFL club executives on various subjects, including player contracts, salary cap matters and collective bargaining agreement issues. Matteo holds four degrees, first obtaining a B.A. from the Annenberg School for Communications at Penn, where he was also on the varsity wrestling team. He later earned his MBA and a master's in sports administration at Ohio University before graduating from Rutgers Law School. A member of the New Jersey State Bar Association, he also received a certificate in business analytics from Penn's Wharton Business School.



JAMEEL McCLAIN DIRECTOR OF PLAYER ENGAGEMENT

COLLEGE: SYRACUSE

BORN: 7/25/85, PHILADELPHIA, PA

EXP. (NFL/RAVENS): 10/9 (7 PLAYING/ 3 FRONT OFFICE)

Jameel McClain was promoted to director of player engagement in 2019, two years after he returned to the Ravens (2017) as the department's assistant director. He works closely with players, helping them transition to the pro level and supporting them along their journey. McClain, who played seven years in the NFL, originally signed with the Ravens as a rookie free agent in 2008 and later helped the team win Super Bowl XLVII in 2012. After six seasons in Baltimore, he played for the New York Giants (2014) in his final pro campaign. McClain played defensive end at Syracuse and was a double major in communications/rhetorical studies and sociology. Throughout his NFL career, he has been active in the community, particularly working with The Salvation Army and hosting his annual "53 Families Dinner" in Baltimore each Thanksgiving. Jameel and his wife, Keisha, were married in 2016 in Baltimore.

PLAYER PERSONNEL STAFF



DAVID McDONALD
DIRECTOR OF RESEARCH AND DEVELOPMENT

COLLEGE: SOUTHERN MISSISSIPPI

BORN: 11/24/86, NEW ORLEANS, LA

EXP. [NFL/RAVENS]: 9/5

David McDonald was promoted to director of research and development in 2019, after four years serving as the organization's football systems developer. He leads all software development aspects of the Ravens' player personnel department. Additionally, McDonald heads the research team that creates special projects, builds information databases and develops the analytics utilized in Baltimore's player evaluation process. Prior to joining the Ravens, McDonald spent four years as a football systems developer for the Atlanta Falcons. He earned a B.S. in computer science from the University of Southern Mississippi. David and his wife, Cori, were married in 2019 in Baltimore.



SARAH SNYDER
DIRECTOR OF SPORTS NUTRITION

COLLEGE: SANTA CLARA

BORN: 9/3/82, BOULDER, CO

EXP. [NFL/RAVENS]: 4/1

Sarah Snyder joined the Ravens in January 2019. She works with players, coaches, trainers and doctors by directing all team diet and performance nutrition. From 2016-18, Snyder worked for the Detroit Lions to implement their performance/nutrition program. Prior to that, she developed sports nutrition programs for EXOS in Arizona, in addition to the University of Florida and University of Michigan, where she worked with football, basketball and hockey players. Collectively, over the past 10 years, Snyder has assisted numerous NFL Pro Bowl players, including Jared Allen, Vernon Davis, Larry Fitzgerald, Arian Foster, Dwight Freeney, Jake Long, Haloti Ngata, Terence Newman, Brian Orakpo, Julius Peppers, Terrell Suggs and Adrian Wilson. Snyder attended Santa Clara University, where she earned a B.S. in combined science and served as a student athletic trainer. She later received a master's in human food and nutrition from Florida State, where she was also a graduate assistant strength and conditioning coach.

PLAYER PERSONNEL



COREY KRAWIEC
Manager, Player
Evaluations & Analytics
Joined Ravens: 2013



HOUEGNON "Q" ATTENUKOUN
Player Personnel
Assistant
Joined Ravens: 2017



PATRICK McDONOUGH
Player Personnel
Assistant
Joined Ravens: 2018



CHAS STALLARD
Player Personnel
Assistant
Joined Ravens: 2018



JENN WERNER
Executive Assistant to the
EVP & General Manager
Joined Ravens: 2019



MAGGIE DOMANOWSKI
Administrative Assistant
to Player Personnel
Joined Ravens: 2005



JOHNNY SHELTON
Team Chaplain
Joined Ravens: 2013

NOT PICTURED:
Sarah Mallepalle
Player Personnel Analyst
Derrick Yam
Quantitative Analyst



O.J. BRIGANCE

SENIOR ADVISOR TO PLAYER ENGAGEMENT

COLLEGE: RICE

BORN: 9/29/69, HOUSTON, TX

EXP. (NFL/RAVENS): 23/17 (7 PLAYING / 16 FRONT OFFICE)



O.J. BRIGANCE, a former Ravens and Baltimore Stallions (CFL) LB, is the Ravens' senior advisor to player engagement. Brigance, who has three championship rings – two Super Bowl rings with the Ravens (2000 and 2012) and a CFL Grey Cup ring with the Baltimore Stallions (1995) – has been an inspiration to the entire Ravens organization for his perseverance and courage while fighting Lou Gehrig's Disease (Amyotrophic Lateral Sclerosis) the past 11-plus years. In June 2014, Brigance was honored by the Pro Football Writers Association with the George Halas Award, given to the NFL player, coach or staff member who has overcome the most adversity to succeed. The NFL has saluted Brigance many times, earning the Best Overall Player Development Program award for two-straight years (2005-06) and also receiving the Most Outstanding Internship Program Award in 2005. In 2007, the NFL once again honored Brigance's program, this time with the Outstanding Continuing Education Program Award. In 2008, the Ed Block Courage Award Foundation also saluted O.J. with its Johnny Unitas Tops in Courage Award for his strength in his battle against ALS. Brigance played seven years for three NFL teams (Miami, Baltimore and St. Louis) before joining the Ravens' front office in 2004.

2004-19: (with Baltimore) Works closely with director of player engagement Jameel McClain to assist all Ravens players with each phase of their careers...Has made significant contributions to the Ravens' player development program, including organizing a number of player internships in high school football programs, financial institutions and real estate groups...The life skills programs O.J. has provided to the players each year have been highly effective... Brigance's wife, Chanda, has also been very active with the organization, having spent a number of years as the Lady Ravens group facilitator...She coordinated the involvement of the players' and coaches' spouses and significant others with team-related events, including the Ravens' Family Food Drive and other charity functions and team-building activities...After being diagnosed with ALS (2007), Brigance has chosen to make the most of the opportunity by raising money and awareness for the fight against the disease... He established his own foundation, the Brigance Brigade Foundation (brigancebrigade.org), whose mission is to equip, encourage and empower people living with ALS...O.J. was the honorary chair of the Johns Hopkins University Packard Center for ALS Research's annual Fiesta 5K run six times (2008-13), helping raise over \$1 million in those six years...The Ravens organization supported O.J. each year, drawing the entire Ravens team in 2008 to run in the race. **2014-19:** Each of the past six years, Brigance Brigade hosted a 5.7K race in Baltimore and has raised almost \$700,000 to help people living with ALS. **2013:** Brigance published a book, *Strength of a Champion*, sharing his incredible story. **2008:** Brigance earned an Emmy Award as the host of the team's weekly

TV show, *Ravens Report*. **2005:** Lady Ravens participated in the team's Hurricane Katrina relief collection...Chanda has also organized seminars for the group on benefits, financial education and empowerment.

NFL/PRO PLAYER: 2001-02: (with St. Louis) Brigance retired from the NFL after a two-year stint with the Rams.

2000: (with Baltimore) Significant special teams contributor on the Ravens' first Super Bowl championship squad...Was second on team with 25 special teams tackles and led Ravens with 10 special teams stops in the postseason, including the very first special teams tackle in Super Bowl XXXV.

1996-99: (with Miami) Entered the NFL with the Miami Dolphins as a free agent...Was voted team captain twice in four seasons...His Dolphins teammates also selected him as the Ed Block Courage Award recipient in 1999...Brigance was involved in a number of different community organizations, including Habitat for Humanity, Cystic Fibrosis Foundation and the Daily Food Bank. **1999:** Honored with the NFLPA's Unsung Hero Award.

1994-95: (with Baltimore Stallions) Helped the CFL team earn a Grey Cup Championship in 1995.

1991-93: (with British Columbia Lions) Brigance's professional football career began in the CFL with the British Columbia Lions...Spent three seasons with the Lions (1991-93) and was named an All-Conference LB.

COLLEGE/PERSONAL: Graduated from Rice with a degree in managerial studies in 1992...Four-year letterman and three-year starter at LB...Brigance, who served on the board of directors for Aunt Hattie's Place, a home for young men, received the NFL's Winston/Shell Award in 2005, which is given annually to the player development director who demonstrates commitment and dedication in developing unique and innovative ideas and solutions to advance the NFL's player engagement mission...O.J. currently serves on the board of directors for the Unified Community Connections.



BRIGANCE BRIGADE FOUNDATION

O.J. and Chanda Brigance created the Brigance Brigade Foundation. Its mission is to equip, encourage, and empower people living with ALS.

BRIGANCE  BRIGADE

FOUNDATION
FIGHTING ALS





KEVIN BYRNE

EXECUTIVE VP OF PUBLIC & COMMUNITY RELATIONS

COLLEGE: MARQUETTE

BORN: 8/20/49, CLEVELAND, OH

EXP. (NFL/RAVENS): 41/24



KEVIN BYRNE, an integral part of the franchise for 39 years, oversees the Ravens' public and community relations departments. Over the course of his NFL career, he has started team marketing, TV and website departments. His duties have also included contract negotiations, directing the team's marketing department and serving on committees to interview and select Ravens head coaches. The league's longest-tenured PR chief, Byrne has also provided media relations assistance at 25 Super Bowls and two Pro Bowls at the NFL's request.

1996-2019: (with Baltimore) 2016: Led by Byrne, the Ravens' PR staff was honored with its third (also 2010 & 2012) Pete Rozelle Award by the Professional Football Writers of America...The national award is given to the NFL PR team that consistently strives for excellence in its service for and relationships with the media...Was invited by the NFL to present at the league's GM Workshop, with a focus on developing a communication strategy as a general manager – both with the media and within a franchise. **2014:** Invited by the NFL to present to front office executives and assistant coaches at the league's annual Career Development Symposium at the University of Pennsylvania's Wharton School. **2013:** On Feb. 3, the Ravens defeated San Francisco, 34-31, in Super Bowl XLVII, capturing the franchise's second-ever Lombardi Trophy. **2012 & 2010:** The Ravens' PR staff was honored with its first two Pete Rozelle Awards. **2008:** Joined a committee of eight to interview and select head coach John Harbaugh. **2007:** Invited by *The Baltimore Sun* to be the keynote speaker at the annual High School Athletes of the Year banquet. **2006:** Was invited by the NFL for the second time (2004) to speak to NFL head coaches about media relations. **2005:** Gave a second presentation (2003) to front office executives at the NFL's career-enhancement seminar at Stanford. **2004:** Was promoted to senior vice president of public & community relations. **2001:** Along with former

assistant Ravens PR director Francine Lubera, co-wrote "Super Journey: Diary of the Ravens World Championship Season" following the Super Bowl XXXV victory on Jan. 28, 2001. **1998:** Served on a committee to select Brian Billick as head coach.

1981-95: (with Cleveland) The Browns were the first NFL team to produce their own preseason games and weekly TV shows (1984), winning several Emmys.

1979-81: (with Trans World Airlines) Was director of public affairs for the airline.

1977-78: (with St. Louis Cardinals) Joined the NFL as the then-youngest PR director in the league.


1974-77: (with Marquette) Was the sports information director for his alma mater...Worked with the legendary Al McGuire and the Warriors' 1977 NCAA basketball National Championship team...His 1975-76 basketball media guide was selected best in the NCAA.

1971-74: (with U. of Missouri-St. Louis) His first job was the sports information director for the Rivermen.

COLLEGE/PERSONAL: Byrne earned his degree in journalism from Marquette University (1971), where he was selected to Alpha Sigma Nu, the National Jesuit Honor Society...He was a four-year member of Marquette's wrestling team...In April 2012, Byrne accepted the Lifetime Achievement Award from Marquette's Department of Intercollegiate Athletics at the university's annual alumni awards ceremony...The honor acknowledged Byrne's excellence, faith, leadership and service throughout his distinguished career...Attended St. Edward (Lakewood, OH) HS, where he is a board member and former chairman of the school's Board of Trustees...Named the St. Edward Alumnus of the Year (2000)...For 21 years, Byrne served on the board, including three years as chair, of Goodwill Industries of the Chesapeake...The charitable organization hosted the annual Gridiron Halloween party for 18 years, raising nearly \$2 million...Kevin and his wife, Sally, have four children: daughter, Shannon (Kenyon College, master's from Loyola College and doctorate from Fairleigh Dickinson), and sons, Sean (Boston College and master's in writing from Southern Cal), Tim (Maryland Institute College of Art) and Conor (Boston College)...Tim and his wife, Jen, have a son (Wyatt, 9).



Kevin Byrne (second from the left) and the Ravens' PR staff (from left to right) – Marisol Renner, Chad Steele, Tom Valente and Patrick Gleason – were honored with the 2016, 2012 and 2010 Pete Rozelle Awards, presented annually to the NFL PR team that strives for excellence in its service for and relationships with the media. Jamison Hensley (middle), a member of the Professional Football Writers of America, presented the national honor for 2016 on 12/3/17.



JON DUBÉ

VICE PRESIDENT OF FOOTBALL VIDEO OPERATIONS

BORN: 4/28/65, HARRISBURG, PA

EXP. (NFL/RAVENS): 37/24



JON DUBÉ, who is in his 37th season with the organization, was promoted to VP of football video operations in 2016. Dubé runs the football video department with senior director of football video operations Mark Bienvenu, senior manager Collin Ferguson and coordinator Kevin Wilkins. The group works closely with the coaching staff to provide footage of practices/games and opponent game film from the NFL's Club Game Exchange Network. Additionally, Dubé has provided leadership for the NFL when teams transferred from standard definition to high definition video, in addition to the NFL's partnership with Microsoft for the Surface tablet sideline video technology. He also works closely with the Competition Committee on NFL rules and regulations.

1996-2019: (with Baltimore) 2019: Is serving his ninth-straight season on the six-man NFL Video Directors Committee, helping implement the league's cutting-edge and ever-changing gameday technology. **2017:** Was named the 2017 Collegiate Sports Video Association's NFL Hall of Fame Award winner (May)...Dubé was chosen out of a group of past and present NFL video directors for his hard work and dedication to further the role and recognition of NFL video directors,

becoming the first active video director to receive the award. **2014:** Promoted to senior director of football video operations. **2012:** Earned his second Super Bowl ring following the team's victory over the 49ers in Super Bowl XLVII. **2004:** Transitioned the team into digital video, which provided the coaches easier access to the video data...Through their computer software, coaches are able to create their own cut-ups of practices and games, making the process more streamlined. **2000:** Provided tape for the coaching staff and players of the Super Bowl XXXV Championship team. **1996:** Was invited by owner Art Modell to join the team in the move to Baltimore as the team's director of football video operations.

1983-1995: (with Cleveland) 1985: Was named the assistant film/video director for the Browns. **1983:** Joined the Browns in the facilities and field maintenance department.

PERSONAL: Jon and his wife, Diane, have two sons: Brian, who served two tours for the U.S. Army – one in Iraq and one in Afghanistan – and now works for a tactical supply firm, and Jacob, an aspiring photographer...The Dubés also have three Scottish Terriers named Malcolm, Harper and Leia.



RON MEDLIN

HEAD CERTIFIED ATHLETIC TRAINER

COLLEGE: NORTH CAROLINA STATE

BORN: 6/2/61, HOPE MILLS, NC

EXP. (NFL/RAVENS): 30/9



RON MEDLIN enters his second season as the Ravens' head certified athletic trainer and his ninth overall with the club. He served 17 years as the Atlanta Falcons' head athletic trainer (1994-2009) before joining the Ravens in 2011. Previously, he had worked with former Ravens training boss Bill Tessenorf with the Browns from 1989-94. Medlin's current staff is comprised of Kevin Domboski, Michael Blankenship, Collin Francis, Chris Marroquin and Michael Thomas.

2011-19: (with Baltimore): 2018: Was named head certified athletic trainer following the retirement of Mark Smith... For several years prior, served as assistant trainer...Helped re-design the medical operations system, which improved efficiency and productivity...Provided treatment, prevention and rehabilitation to players as the top assistant to Smith. **2012:** Helped the Ravens win Super Bowl XLVII.

1994-2009: (with Atlanta): Headed the athletic trainers' office while working as the main liaison with the team's doctors and coaching staff...Developed the Falcons' protocols for all activities related to the training room. **1998:** Helped the Falcons to a Super Bowl appearance.

1989-94: (with Cleveland): Medlin first worked with what would become the Ravens' franchise when he was a trainer with Mark Smith and Bill Tessenorf...Created a new system to maintain medical records. **1989:** Browns staff was selected as the NFL's Athletic Training Staff of the Year by PFATS.

1987-89: (with Memphis State): Served his graduate school alma mater as the head football athletic trainer, revising the school's medical procedures while directing the department.

1984-87: (with Memphis State): Began career as an assistant trainer for his graduate school alma mater, Memphis State.

1983: (Furman University): Served as a GA training assistant. **1983-88:** Was a camp intern for the Atlanta Falcons.

COLLEGE/PERSONAL: Earned his undergraduate degree in education from NC State in 1983...While working as an assistant trainer at Memphis State, completed his masters in physical education...Ron and his wife, Candace, are the parents of son, Stevenson, a junior at Winters Mill (Westminster, MD) HS, and daughter Mya, a seventh grader... Ron's brother Tony is the Chicago Bears' equipment manager.



WILLIAM SHERIDAN

EQUIPMENT MANAGER

COLLEGE: TOLEDO

BORN: 1/23/67, LAKEWOOD, OH

EXP. (NFL/RAVENS): 30/13



WILLIAM SHERIDAN, the Ravens' head certified equipment manager, enters the 30th season of his NFL career, including his 13th in Baltimore. A member of the Professional Football Equipment Manager Society and the National Equipment Manager Association, Sheridan's impressive career spans three professional sports, having been involved with the NFL, NHL and MLB. He leads a department comprised of assistant equipment managers Tom Wood and Kenico Hines.

2007-19: (with Baltimore) 2019: Was named to serve on several NFL equipment sub-committees, focusing on innovation/technology, goals/objectives for new products and Nike uniform updates. **2012:** Named head equipment manager the year Baltimore won Super Bowl XLVII. **2007:** Joined the team as an assistant equipment manager.

1997-2006: (with Tennessee) 1997: Joined the Oilers, who were renamed the Titans in 1999, as an assistant equipment manager...In addition to working with the Titans, Sheridan – an avid hockey fan – volunteered regularly to assist the NHL's Nashville Predators' equipment staff from 1998-2006.

1996-97: (with South Florida) 1996: Was named the first-ever football equipment manager for program's inaugural season.

1989-95: (with Cleveland) 1993: Became a member of the National Equipment Managers Association. **1991:** Was named assistant equipment manager. **1989:** Joined the Browns' equipment staff in an internship capacity, working with the team for two seasons in that role.

COLLEGE/PERSONAL: Attended Toledo and majored in information technology...William and his wife, Mollie, have three children: William (20), who is attending college to pursue a career in welding, Caitlyn (15), who is very involved in theater and the arts, and Bryn (13), who plays basketball, volleyball and softball...The family resides in Hanover, PA...Sheridan's father, Bill, who also spent time working with the Browns, was the Cleveland Indians' longtime clubhouse manager, beginning his career as a bat boy in 1948 for the pennant-winning club...Because of this, William grew up regularly assisting the Indians' clubhouse staff, also working one season as a bat boy.



BRANDON ETHERIDGE

GENERAL COUNSEL

COLLEGE: YALE / HARVARD LAW SCHOOL

BORN: 6/5/85, BALTIMORE, MD

EXP. (NFL/RAVENS): 6/4



BRANDON ETHERIDGE enters his fourth season as the Ravens' general counsel, working closely with team president Dick Cass to implement strategic initiatives and provide legal representation/perspective. He also leads the organization's government affairs/relations efforts. Prior to joining the Ravens, Etheridge worked for the NFL Management Council in New York City. He is a member of the Maryland and D.C. Bar Associations.

2016-19: (with Baltimore) 2018: Was instrumental in the administration and distribution of funds for the Ravens' Social Justice Fund...Was also heavily involved in the club's criminal justice reform advocacy efforts and establishment of a partnership with Up2Us Sports, which is a national nonprofit that hires and trains highly-motivated coaches and places them in youth sports organizations throughout disadvantaged Baltimore City communities. **2017:** Worked closely with Ravens players on social justice initiatives, helping provide a platform to strengthen governmental, law enforcement and community relations. **2016:** Hired as the Ravens' general counsel in September.

2014-16: (National Football League) As part of the NFL Management Council, provided counsel to teams on matters

like the Collective Bargaining Agreement, player contracts, discipline and healthcare...Represented clubs in arbitration proceedings and advised on employment-related issues.

2011-14: (with Covington & Burling) Prior to his time at the NFL, Etheridge worked for the international law firm of Covington & Burling in Washington, D.C., representing numerous clients in the sports industry, including the NFL.

COLLEGE/PERSONAL: Earned his Bachelor of Arts in Political Science from Yale University, where he was also a two-time varsity letterman as an OLB/DE on the football team...Attended Harvard Law School, where he earned a J.D. in the spring of 2011...Born in Baltimore and raised in Maryland's Prince George's and Howard Counties...For much of his youth (grades 4 through 12), he attended the McDonogh School, which is located just a few miles from the Ravens' Owings Mills facility...In 2014, was named to *Forbes'* "30 Under 30" list as one of the "Sports World's Brightest Young Stars," and in the Fall of 2018, was honored as a member of the *Baltimore Business Journal's* "40 Under 40" class...Etheridge also serves on the Board of Trustees for the Baltimore Community Foundation and on the Board of Directors for Baltimore Homecoming, Inc.



MICHELLE ANDRES

SENIOR VICE PRESIDENT OF RAVENS MEDIA

COLLEGE: FURMAN

BORN: 1/21, MADISON, WI

EXP. (NFL/RAVENS): 14/14



MICHELLE ANDRES, who joined the Ravens in 2006, enters her 14th season with the team after being promoted to senior vice president of Ravens Media in 2015. She leads the franchise’s digital media, broadcasting and business intelligence departments.

Andres is responsible for digital fan engagement, including social media, mobile, web, online sales, email, photography and television programming. She also oversees fan-centric digital technology like VR, AR, AI, CTV/OTT and more.

Lastly, Andres leads business intelligence initiatives, including fan demographics, business analytics and CRM.

Prior to working for the Ravens, Andres spent nine seasons with the NBA’s Orlando Magic – seven in public relations

overseeing corporate communications and government relations and two leading the franchise’s newly-formed interactive marketing department.

Andres was a lecturer/professor at Georgetown University’s Sports Industry Management Graduate Program for four years (2013-16), teaching sports digital media and enhanced consumer engagement.

A native of Gainesville, FL, Andres earned her master’s degree in political campaign management from the University of Florida and her bachelor’s degree in political science from Furman University.



BOB ELLER

SENIOR VICE PRESIDENT OF OPERATIONS

COLLEGE: TOWSON

BORN: 11/8/60, BALTIMORE, MD

EXP. (NFL/RAVENS): 36/24



BOB ELLER is in his 33rd season with the franchise and his 36th in the NFL. Eller directs the day-to-day operations of the team, including at the Under Armour Performance Center, summer training camp and minicamps, team travel and catering for the players, coaches and staff.

The Baltimore native has been with the franchise since 1987, serving in both the public relations and operations departments.

In 2017, Eller also guided logistical operations and travel for the Ravens’ first-ever game in London. In 2004, he directed the team’s move to its new Owings Mills training facility.

Eller oversaw the recent and extensive Under Armour Performance Center renovations, which were completed in July of 2018. The facility’s Gold LEED initiative resulted in an award for Innovative Design, New Construction by the US Green Building Council.

Eller’s career began as an intern for the Baltimore Colts in 1983, while a senior at Towson State University (business administration). A year later, the team’s first in Indianapolis, he joined the club and was quickly promoted to director of public relations. Eller then moved to Cleveland in 1987 to become the Browns’ assistant director of public relations. He was promoted to director of operations and information in 1991. Bob was then invited to join the team in the move to Baltimore in 1996, helping to facilitate many of the start-up functions for the new Ravens.

Eller has worked eight Super Bowls for the NFL, plus two for the Ravens during their 2000 and 2012 seasons. He served as the Browns’ primary league office liaison when the NFL launched the player assistance and development programs.

Bob is also an active supporter of the St. Vincent’s Center for abused children. He has a daughter, Erin (26) and a son, Joey (23). He resides in Canton.



JEFF GOERING

SENIOR VICE PRESIDENT/CHIEF FINANCIAL OFFICER

COLLEGE: ROCKHURST (KANSAS CITY, MO)

BORN: 12/29/67, TULSA, OK

EXP. (NFL/RAVENS): 21/21



JEFF GOERING, who joined the club in 1999, oversees the Ravens' finance, human resources and information technology departments. He also works with the team's insurance and risk management matters. In terms of financial operations, Goering leads the strategic planning, budgeting, financial reporting, tax and audit processes. He also serves as the primary financial liaison with the Maryland Stadium Authority, working with various stadium contractors and event promoters.

In overseeing the HR and IT departments, he focuses on matters such as staffing, employment policies/benefit plans, hardware/software applications and network security/infrastructure.

Prior to being named senior VP of finance in 2015, Goering served as the Ravens' VP of finance/chief financial officer (2008-14). He was elevated to senior director of finance in 2004 after spending five years as the organization's controller.

Previously, as a PricewaterhouseCoopers senior consultant in Dallas, Goering worked with many sports entities, preparing financial feasibility studies, market assessments and economic impact analyses for proposed new or expanded sports venues.

He received his master's of science in sports management from the University of Massachusetts in 1998. During that time, he also served as a consultant in the evaluation and preparation of Boston Red Sox salary arbitration cases.

Goering spent a year in the Philippines as a community development volunteer for the Presbyterian Church, USA, in 1995-96. He received a B.S. in business administration from Rockhurst (Kansas City, MO) University.

Jeff, who serves on the board of the Ravens Foundation, earned his CPA certificate in 1992. He and his wife, Sheryl, have two daughters, Olivia (18) and Carly (16), and a son, Daniel (13).



BAKER KOPPELMAN

SENIOR VP OF TICKET SALES & OPERATIONS

COLLEGE: GUILFORD (GREENSBORO, NC)

BORN: 2/7/67, BALTIMORE, MD

EXP. (NFL/RAVENS): 24/24



BAKER KOPPELMAN has been with the Ravens since their 1996 inception. He oversees the team's PSL, season ticket and hospitality sales, ticket operations, ticket distribution, customer service, club level service and retail sales, and he assists with attracting events to M&T Bank Stadium. In relation to his roles, Koppelman helped create an internal committee tasked with reviewing and improving overall fan experience.

Koppelman has worked in professional sports ticketing operations since 1987, selling Baltimore Orioles tickets at Memorial Stadium during the summer while earning his sports management and economics degrees at Guilford College (Greensboro, NC), where he graduated in 1990.

He worked his way to a full-time position with the Orioles in 1991, helping manage the stadium box office and contributing with the seating relocation from Memorial Stadium to Oriole Park at Camden Yards in 1992. He then spent a season with the San Diego Padres in 1995, before returning to his hometown to join the Ravens prior to their inaugural 1996 season in Baltimore.

Koppelman has helped M&T Bank Stadium and the Ravens host a Metallica concert (May 2017), Beyonce's World Formation Tour (June 2016), Billy Joel and One Direction concerts (both July 2015), Jay-Z and Beyonce's On the Run Tour (July 2014), and The Legends of The Summer Tour, featuring Justin Timberlake and Jay-Z (August 2013). Baltimore also hosted a U2 concert in June 2011, Monster Jam in June of 2011-13, a Kenny Chesney concert in 2008, international soccer matches between Chelsea and AC Milan (2009), Manchester City and Inter Milan (2010), and Tottenham and Liverpool (2012), and the CONCACAF Gold Cup (2013 and 2015). M&T Bank Stadium has also hosted several premier college football games, including the annual Army-Navy showdown on four occasions.

Koppelman is a graduate of St. Paul's School (Baltimore) and was inducted into its Athletic Hall of Fame in 2016 for his contributions as a team manager (football, wrestling and basketball) and a four-year member of the varsity baseball team. Baker's wife, Reba, is the Ravens' senior director of finance.



KEVIN ROCHLITZ

SENIOR VICE PRESIDENT/CHIEF SALES OFFICER

COLLEGE: WYOMING
BORN: 1/5/71, CASPER, WY
EXP. (NFL/RAVENS): 17/17



KEVIN ROCHLITZ joined the Ravens in 2003 and was named senior vice president/chief sales officer in 2019. He leads the Ravens' corporate sales department, which includes national and regional partnerships, broadcasting contracts – including day-to-day operations with WBAL-TV, WBAL Radio and 98Rock – and M&T Bank Stadium suite sales.

Among the contracts completed by Rochlitz are partnerships with MedStar Health, Safeway, Visa, Coca-Cola, MillerCoors, Anheuser-Busch, Verizon, Southwest Airlines, Maryland Lottery and Dietz and Watson. At M&T Bank Stadium, he created and sold the Talon Pub, as well as the club level bars.

In 2015, Rochlitz led the sale of the Constellation Energy Suite Level at M&T Bank Stadium, while in 2014, he guided a sales team that completed a 10-year, \$60 million partnership extension with M&T Bank, including the continuation of naming rights to M&T Bank Stadium and several community-focused programs. In 2012, Rochlitz coordinated a partnership with Under Armour, which led to the team's training facility being named the Under Armour Performance Center.

Rochlitz also spent five years as senior VP of sales for Mandalay Sports and Entertainment/Mandalay Pictures,

owners of the Dayton Dragons and Frisco Rough Riders. He coordinated the new stadium construction and sold naming rights for each venue (Fifth Third Field in Dayton, Ohio, and Dr Pepper Ballpark in Frisco, Texas). From 1996-97, he was one of the youngest assistant athletic directors in NCAA Division I-A for the University of Miami.

Rochlitz serves on the board of advisors for the D.E.B.S. Sport Business Management program at the University of Central Florida and on the NFL Club Business Development Committee. He is also on the Signal 13 Foundation with the Baltimore City Police Department.

Named a Baltimore Smart CEO Executive of the Year in 2016, Rochlitz was also chosen to participate in the Leadership Baltimore County program from 2015-16. In 2011, he was selected by the U.S. Department of Defense and Secretary Robert Gates to join the Joint Civilian Orientation Conference to better understand and promote the U.S. military.

Rochlitz earned a degree in marketing from the University of Wyoming, where he sits on the Business Advisory Board. He and his wife, Melissa, have a daughter, Riley (16).



ROY SOMMERHOF

SENIOR VICE PRESIDENT OF STADIUM OPERATIONS

COLLEGE: ST. THOMAS (MIAMI, FL)
BORN: 1/14/58, BALTIMORE, MD
EXP. (NFL/RAVENS): 24/24



ROY SOMMERHOF joined the Ravens during their inaugural season in 1996. He manages all aspects of M&T Bank Stadium, including gameday parking and transportation, security, guest services, custodial services, catering, medical services and stadium maintenance.

Since the stadium's 1998 opening, Sommerhof has spearheaded efforts to make it one of the NFL's best by supervising significant upgrades that enhance the fan experience. Most recently, in 2017, the Ravens began a three-year, approximately \$120 million self-funded project that includes new 4K ultra-high definition video displays, escalators/elevators to the upper deck, a new sound system, upgraded kitchen facilities and club level enhancements.

With his leadership, M&T Bank Stadium received a LEED Gold Certification (Nov. 2013), becoming the first North American outdoor stadium of any kind to achieve this distinction.

Prior to joining the Ravens, Sommerhof spent 16 years working

in ticket sales and stadium operations for the Orioles. He played a key role in the planning, development and execution of the 1992 opening of Oriole Park at Camden Yards.

During his career, he has been involved with numerous special events, including hosting both Pope John Paul II at Oriole Park (1995) and the Queen of England at Memorial Stadium (1991), and the MLB All-Star Game at Oriole Park (1993).

He is also the former chairman of the Gridiron Stadium Network, a consortium of 12 NFL facilities that creates awareness and promotes the assets of its members. The GSN works to optimize opportunities to expand the use of the state-of-the-art facilities for new sports, entertainment, public and private events.

Sommerhof, who was recognized by the Stadium Business Summit as a finalist for 2015 Executive of the Year honor, has a degree in sports administration from St. Thomas. He and his wife, Lina, have two sons, Drew (25) and Cole (17).

FRONT OFFICE EXECUTIVES



TERESA ABATO VICE PRESIDENT OF SUITE SALES & SERVICE

COLLEGE: COLLEGE OF NOTRE DAME

BORN: 2/26, BALTIMORE, MD

EXP. [NFL/RAVENS]: 22/22

For 22 NFL seasons, Theresa Abato has been responsible for all aspects of the Ravens' private suite business, including sales, client relations and operations for both Ravens games and third-party events. She is responsible for managing suite inventory/ticketing, setting revenue/expense budgets, contracts and fulfillment for 130 suites. Abato and her team of Josh Hartman and Hayward Caswell are committed to reinforcing the first-class standards of the Ravens. Since M&T Bank Stadium's 1998 opening, Theresa has been charged with creating and executing the valuable amenities and experiences suite owners receive. She has been instrumental in growing the suite business from 95 season-owned upon opening to 130 full-season suite relationships.



JIM COLLER VICE PRESIDENT OF FINANCE

COLLEGE: PENN STATE

BORN: 11/30/71, PHILADELPHIA, PA

EXP. [NFL/RAVENS]: 21/21

Jim Coller joined the Ravens in 1999. During his time with the organization, he has served a variety of roles for the finance department, with responsibilities that have included overseeing day-to-day accounting functions of the team, assisting in the systematization of key financial activities, coordinating third-party audits and serving as a liaison with various team partners. Prior to joining the Ravens, the Philadelphia native worked for KPMG LLP for five-and-a-half years serving as an auditor for various clients, including the Philadelphia Phillies. Jim is a proud alumnus of Penn State University, where he graduated with a bachelor's degree in accounting. When he is not balancing the books, Jim enjoys spending time with his family, coaching youth soccer and volunteering on the PTO board of the local elementary school. He and his wife, Hope, reside in Hanover, PA, with their two boys, Alex (9) and Evan (5).



BRAD DOWNS VICE PRESIDENT OF MARKETING

COLLEGE: ROBERT MORRIS

BORN: 2/22/77, WILLIAMSPORT, MD

EXP. [NFL/RAVENS]: 18/18

Brad Downs, who joined the Ravens in 2002, leads the team's advertising, branding, game entertainment, fan development, promotions and partnership activation efforts. Under Downs' guidance, the team's youth initiatives were revamped, led by the creation of RISE, a first-of-its-kind youth football platform to encourage participation in the sport and engage with youth through high school football players. The organization is widely recognized as a leader in fan engagement, due in large part to the continued success of its Purple fan club for women. In 2016, Downs was named one of *Baltimore Business Journal's* "40 Under 40" honorees, and in 2017, he was inducted into the Sport Management Hall of Fame at his alma mater, Robert Morris University. Brad also serves on the board of the Ravens Foundation. He and his wife, Amy, have two sons, Zachary (5) and Carter (3).

FRONT OFFICE EXECUTIVES



NICK FUSEE **VICE PRESIDENT OF NETWORKING & HARDWARE**

COLLEGE: CARROLL COMMUNITY COLLEGE

BORN: 11/10/65, BANGOR, ME

EXP. [NFL/RAVENS]: 20/20

Nick Fusee has been with the Ravens organization since February of 2000. He started with the team's IT department as the network administrator and has overseen a large technology boom during his time in the NFL. Fusee works with IT coordinator Kevin Boyle to maintain all wired networks, wireless networks and desktop support within the organization. He also oversees M&T Bank Stadium's WiFi network on gamedays. Fusee, along with the coaching staff's football information manager, Megan McLaughlin, blazed the path in the NFL for digital playbooks by designing, planning and implementing the current app used today by all Ravens coaches and players. A local graduate of Centennial (Ellicott City, MD) HS, Nick has been married to his wife, Sandy, for 26 years. The couple has two children: Joe (21) and Alex (18).



BILL JANKOWSKI **VICE PRESIDENT OF INFORMATION TECHNOLOGY**

COLLEGE: JOHN CARROLL

BORN: 6/5/65, CLEVELAND, OH

EXP. [NFL/RAVENS]: 34/24

Bill Jankowski has been with the franchise in a full-time role since 1986. He was one of 28 to join Art Modell in the team's 1996 move from Cleveland to Baltimore. Jankowski directs the Ravens' IT department, which supports many technological functions for the organization, including business, coaching, stadium operations, scouting, public relations and training operations. Jankowski also helped the team through the transition of moving to Baltimore and has kept the organization on par with today's ever-changing technology world. The Cleveland native works with vice president of networking & hardware Nick Fusee, senior database architect Jeremy Parks, IT security manager Evan Woodard and IT coordinator Kevin Boyle.



ELIZABETH MEARMAN **VICE PRESIDENT OF HUMAN RESOURCES**

COLLEGE: MARYLAND, BALTIMORE COUNTY (UMBC)

BORN: 5/25, BALTIMORE, MD

EXP. [NFL/RAVENS]: 16/16

Elizabeth Mearman joined the Ravens in 2004. Originally hired as the club's first director of human resources, she designed, developed and implemented many of the HR practices currently in use for the team. Mearman is responsible for the direction and management of the team's HR functions, and together with her staff, she manages hiring, benefits administration, performance and compensation management, employee relations, organizational development, employee engagement and satisfaction. Mearman serves as secretary on the board of the Ravens Foundation, and she is the lead liaison and regional board member of The One Love Foundation, an organization the Ravens support. The Baltimore native has her B.A. in psychology from UMBC and her Professional in Human Resources Certificate. She lives in Millersville with her husband, Joe, their daughter, Taylor (1), and three dogs, Sammi, Charles and Franklin.

FRONT OFFICE EXECUTIVES



JAY O'BRIEN

VICE PRESIDENT OF BROADCASTING & GAMEDAY PRODUCTIONS

COLLEGE: LOYOLA (BALTIMORE)

BORN: 2/11/83, HELMETTA, NJ

EXP. [NFL/RAVENS]: 16/16

Jay O'Brien leads a talented staff responsible for all organizational video, including social and digital video content, television shows, preseason game broadcasts and in-stadium entertainment. He also serves as executive producer of the Ravens' gameday productions, which was recognized by *Stadium Journey* in 2017 as the NFL's best fan experience. In recognition of his work, O'Brien has earned an impressive 18 Emmy Awards during his time with the Ravens. He was instrumental in the rebranding and expansion of Ravens Productions, and in 2019, Ravens Productions earned a team-record 14 Emmy nominations. Also in 2017, the *Baltimore Business Journal* named him to their 40 Under 40 list. O'Brien also oversaw the organization's upgrades to the RavensVision video displays and control room at M&T Bank Stadium to HDR and 4K-ready production. He serves on the board of the Ravens Foundation, earned an undergraduate degree in journalism from Loyola College and a master's in business administration from Towson and the University of Baltimore. Jay and his wife, Alex, have a daughter, Siena (4), and a son, Shea (2).



DARREN SANDERS

VICE PRESIDENT OF SECURITY

BORN: 5/10/66, BALTIMORE, MD

EXP. [NFL/RAVENS]: 16/16

Darren Sanders oversees all security-related matters for the organization, including ownership, players, coaches and staff. He is responsible for security measures taken at the team hotels, serves as a personal security escort, directs security at the team's training facility and provides personal safety/security outside of work-related functions. Sanders also provides education on the NFL's personal conduct policy, as well as training and best practices related to state, traffic and weapons laws. Prior to joining the Ravens, Sanders spent 17 years with the Baltimore Police Department, including 11 as a Detective in Criminal Investigation Division, Drug Enforcement Section. In that role, he was selected to serve on the DEA task force, where he received numerous honors for his work in drug enforcement. Sanders also spent time with the BPD's Homicide Division and on uniform patrol. Darren is active in the Baltimore community, where he serves on the Executive Board of the National Academy Foundation and acts as a mentor in Baltimore City's "Year Up" program.



CHAD STEELE

VICE PRESIDENT OF PUBLIC RELATIONS

COLLEGE: WINTHROP

BORN: 10/11/74, WEST POINT, NY

EXP. [NFL/RAVENS]: 21/18

Chad Steele directs media efforts for the players, coaches and team executives as the primary liaison with the media. Steele and the three-time Pete Rozelle Award-winning PR department support other areas in the organization including: the coaching and football personnel departments, corporate sales, marketing and digital media staffs. Originally a 1998 season-long intern with the Ravens, he rejoined the team in 2002, following three seasons in the San Francisco 49ers' media relations department. Steele also completed two training camp internships with the Carolina Panthers (1996-97). In 2002 and 2003, he was selected as the AFC Public Relations Director for the Pro Bowl in Honolulu, HI, becoming the first person chosen as PR Director for two-consecutive years. Steele has also been selected by the NFL to work Super Bowls XLVIII, 50, LI, LII and LIII, assisting with international credentialing leading up to the game, and coordinating post-game interviews for the Super Bowl-winning teams. Steele serves on the boards of March of Dimes (Mid-Atlantic), Sutton Scholars, Irvine Nature Center, Sacred Heart School Advancement Fund and the Stevenson University Brown School of Business and Leadership. A 1997 graduate of Winthrop University (business administration), Steele led the Eagles basketball team as co-captain. Chad and his wife, Wendy, have a daughter, Dylan (9), and a son, Colt (5).

2019 RAVENS STAFF



T.J. A'BECKET
Ticket Operations &
Distribution Sr. Manager



BRENT AIREY
Motion Graphics
Designer



RODNEY ALLEN
Security



JEFF ATKINSON
Cinematographer



TREY BENNETT
Sr. Manager,
Corporate Sales



MARK BIENNU
Sr. Director of Football
Video Operations



JILLIAN BLACK
Payroll Manager



MICHAEL BLANKENSHIP
Assistant Certified
Athletic Trainer/
Physical Therapist



ADAM BLENCKSTONE
Ticket Sales
Representative



JERRY BOLLING
Assistant Manager
of Team Services



DAN BOLLINGER
Team Services
Assistant



KATIE BOLLINGER
Manager, Marketing
& Fan Development



KEVIN BOYLE
Information Technology
Coordinator



MATT BREVET
Director of Production



DENNY BROTHERS
Team Services
Assistant



CLIFF BROWN
Staff Writer



CINDY BAUMAN
Sr. Manager, Media &
Client Services



ANNELIESE BRUCE
Graphic Designer



AVON BRYANT
Assistant Manager
of Team Services



RYAN BURNS
Manager, Corporate
Sales & Suites



CASSIE CALVERT
Social Media
Coordinator



DAVID CAMAK
Team Services
Assistant



HAYWARD CASWELL
Manager, Suite
Services & Operations



BOBBY CHESNEY
Team Services
Assistant



COREY CHWAZIK
Ticket Sales
Representative



AARON CLINE
Sr. Director of
Corp. Sales & Suites



DANA CLINE
Sr. Payables
Manager



JOHN CLINE
Director of Event
Operations



ANDREW COHEN
Business Analyst



EVAN COHEN
Stadium Operations
Manager

2019 RAVENS STAFF



DAN CONDON
Director of Sales



EDDIE COUGHLAN
Director of
Photography



MELVIN CROSS
Security



PHIL CUNNINGHAM
Producer



TOM CURTIS
Team Services
Assistant



JACK DANA
Broadcasting Media
Coordinator



HEATHER DARNEY
Sr. Dir. of Community
Relations/Exec. Dir.,
Ravens Foundation



DENARD DAVIS
Team Services
Assistant



LISA DIXON
Sr. Dir. of Special
Events/Special Asst. to
the Owner & President



LOUIS DIXON
Team Services
Assistant



KEVIN DOMBOSKI
Assistant Certified
Athletic Trainer



GARRETT DOWNING
Social Media
Director/Digital Host



DEANDRA DUGGANS
Manager, Advertising
& Branding



JOHN EISENBERG
Columnist



JOAN FENNEKOHL
Sr. Director of
Team Travel



COLLIN FERGUSON
Football Video
Operations Sr. Manager



KIM FERGUSON
Director, Activation &
Fan Development



BRYAN FILKINS
Sr. Manager/Asst.
Head Groundskeeper/
Equipment Assistant



DON FOLLETT
Head Groundskeeper/
Sr. Director of Fields &
Grounds



FRANK FORNOFF
Security



WHITNEY FOX
Customer Service &
Club Level Manager



COLLIN FRANCIS
Assistant Certified
Athletic Trainer



DENNIS FRYER
Ticket Sales &
Hospitality Director



JAMES FULTON
Team Services
Assistant



TINA GALDIERI
Cheer Coordinator



MICHELE GEIMAN
Seamstress



DAVID GHOSTLAW
Team Operations
Coordinator



JEROME GILMORE
Team Services
Assistant



PATRICK GLEASON
Director of Public
Relations



LUCAS GRABBE
Ticket Sales
Representative

2019 RAVENS STAFF



STEVE GROFF
Director of Broadcast
Technical Operations



KEENAN HARRELL
Community Relations
Coordinator



JOSH HARTMAN
Director, Suite
Strategies & Operations



COLLEEN HELAK
Guest Experience
Manager



ERIN HERBERT
Digital Media
Manager



DAVE HERINGER
Social Media
Graphic Designer



KENICO HINES
Assistant Equipment
Manager



PHIL HOFFMANN
Team Photographer



PATTI HOLTERY
Sr. Payroll
Specialist



JAMES HOWARD
Team Services
Assistant



SHAWN HUBBARD
Team Photographer



ERIC HUBBS
Ticket Sales &
Hospitality Coordinator



LAURA HUMPHREYS
Sr. Manager,
Marketing & Activation



CHRIS INOUE
Sr. Director of Retail



JORDYN JOHNSON
Coordinator, Events &
Entertainment



RAVEN JONES
Ticket Programs
Coordinator



BRITTANY JORGE
Motion Graphics
Designer



SEAN KANE
Groundskeeper



KATE KASABULA
Sr. Director, Client
Services



JOSH KATZ
Business Analyst



SEAN KAUFFMAN
Sr. Manager/Assistant
Head Groundskeeper



CIARA KAVANAGH
Ticket Programs
Manager



MATT KEMPEL
Client Services
Coordinator



MATT KLUG
Facilities Maintenance
Manager



JESSIE KNAAK
Producer



JAROD KNOPP
Groundskeeper



KIRSTEN KOENIG
Team Services
Assistant



REBA KOPPELMAN
Sr. Director of Finance



DAVE LANG
Director of Digital
Media



KELLY LEKAS
Receptionist

2019 RAVENS STAFF



KEN LISSE
Senior Designer



MATT LITTLE
Manager, Marketing &
Football Outreach



JILLIAN MAGNOTTA
Client Services
Coordinator



MEGAN MALEK
Retail Sr. Manager



ILSA MARDEN
Director, Events &
Game Entertainment



JESSICA MARKISON
Director of Compliance



CHRIS MARROQUIN
Asst. Athletic Trainer/
Physical Therapist



KEITH MATHEWS
Director of Facilities
Maintenance



ADAM MAZALEWSKI
Ticket Operations
Director



LIZ McCROSKEY
Accounting Manager



MARLON McLEAN
Facilities Assistant



RYAN MINK
Editorial Director



NICK MODISETT
Cinematographer



CHARLES NICKOLES
Team Services
Assistant



KIM NIGGEL
Medical Services
Assistant



TORY NYMICK
Marketing
Communications
Coordinator



JESSE ODEN
Security



JEREMY PARKS
Senior Database
Architect



ELLI PELTONEN
Customer Service &
ADA Seating Coordinator



P.J. PETEL
Fields & Grounds
Supervisor/Equipment
Assistant



LINDSAY PINCKNEY
Human Resources
Coordinator



NICK PREVAS
Graphic Design
Manager



JOEY PULONE
Team Photographer



WILL RANNEY
Groundskeeper/
Equipment Assistant



BUD REINECKE
Sr. Manager of Team
Services



MARISOL RENNEN
Sr. Publications &
Public Relations
Specialist



KATHY RESNIK
Seamstress



ADAM RUDEL
Coordinator, Marketing
& Football Outreach



NATALIE SHAFFER
Seamstress



RON SHAPIRO
Special Advisor
to the Owner

2019 RAVENS STAFF



MOE SHOOTS
Guest Experience
Coordinator



GWEN SIECK
Ticket Sales
Representative



CRAIG SINGLEBERRY
Senior Security
Manager



MOLLY SJURSON
Client Services
Manager



BILLY STEWART
Grounds Assistant



KRISTIN STORTINI
Assistant General
Counsel



JOHN SWANN
Team Services
Assistant



JUSTIN SYHARATH
Groundskeeper



KELLY TALLANT
Community Relations
Manager



RICH TAMAYO
Director of Guest
Experience



JULIE TAMBUSI
Director of Human
Resources



ANNETTE TENNANT
Seamstress



FRANK THOMAS
Team Services
Assistant



MIKE THOMAS
Assistant Athletic Trainer/
Physical Therapist



ROB TUNE
Manager,
Entertainment &
Events



TOM VALENTE
Public Relations
Manager



CHRIS WACK
Manager,
Corporate Sales



JOBIE WALDT
Director of Stadium
Operations



ADAM WEBSTER
Team Services
Assistant



VALARIE WIDEMAN
Receptionist



KEVIN WILKINS
Football Video
Operations Coordinator



BRANDON WILLIAMS
Mascot Coordinator



CODY WILLIAMS
Director of Business
Intelligence & Digital
Sponsorship



MATTIE WOOD
Client Services
Representative



TOM WOOD
Assistant
Equipment Manager



EVAN WOODARD
Information Technology
Security Manager



JAWAN YANCEY
Team Services
Assistant



JOHN ZIEMANN
Marching Ravens
President

ALWAYS MORE.
NEVER LESS.



UNDER ARMOUR PERFORMANCE CENTER



UNDER ARMOUR
PERFORMANCE CENTER



The Ravens moved into their Owings Mills, MD, training facility in mid-October of 2004. The building, which was named the Under Armour Performance Center in June of 2012, features a brick and stone exterior. The fieldhouse is 83,962 square feet and includes a strength-training area and a full-size indoor practice field. The facility's outdoor practice fields and fieldhouse sit on 32 acres. Almost all of the project's physical construction was provided by Baltimore-area companies and workers.

When the 2016 season concluded, the Ravens launched a \$45 million project to upgrade and expand the Under Armour Performance Center. The massive construction undertaking was fully completed in the summer of 2018.

Over an 18-month project, the Ravens demolished the facility's original one-story north wing, which housed much of the organization's business operations. A new two-story wing was constructed, increasing the area from 9,095 square feet to 23,000 square feet. That expansion created more space for the business side while also providing additional room to enhance the football team's facilities, including the players' locker room, team auditorium, position meeting rooms, scouting/coaching offices and cafeteria.

The Ravens have held training camp at their facility since 2011, and part of the recent renovation project included purchasing more land that surrounds the UAPC. The added space is used for parking and allows the organization to safely host nearly 2,000 fans per day during training camp. In all, there are 775 parking spaces at the facility (525 paved and 250 grass spots).



The Under Armour Performance Center's total building measures 232,864 sq. feet.



The Under Armour Performance Center's practice fields and new north wing.



In the spring of 2018, the Ravens renovated player meeting rooms and the team's locker room (new version shown above) as part of the facility's recent overall expansion.



The Under Armour Performance Center's new north wing (middle right) achieved the prestigious LEED Gold level certification, further recognizing the Ravens' commitment/dedication to sustainability and environmental stewardship.

UNDER ARMOUR PERFORMANCE CENTER

The facility includes an updated full-service kitchen/cafeteria, player support functions, basketball and racquetball courts, TV/radio studios, plus state-of-the-art requirements for NFL training. Also included at the facility are executive offices, meeting rooms, three outdoor fields and media areas that offer high-speed Internet capability.



“Everything a team needs to help prepare it to win is available to us. Steve [Bisciotti] delivered a first-class, state-of-the-art training facility and office complex.”
– Ravens Executive Vice President Ozzie Newsome



The Ravens’ have a world-class weight room and conditioning and recovery center, providing players everything they need to train at peak performance.



The Ravens have three Bermuda grass fields on the grounds of their training complex at the Under Armour Performance Center in Owings Mills.



The Under Armour Performance Center houses a brand new, state-of-the-art production studio the team utilizes for in-house digital and TV broadcasting purposes.



The Ravens’ indoor facility has a full, 100-yard field made of Shaw Sports Turf that the team uses for offseason training purposes or when the weather becomes inclement.

TEAM PHYSICIANS/MEDICAL TEAM

PHYSICIANS/MEDICAL TEAM



DR. ANDREW TUCKER
Head Team Physician
MedStar Health



DR. LEIGH ANN CURL
Head Orthopedic
Surgeon
MedStar Health



DR. SEAN CURTIN
Associate Team
Physician
MedStar Health



DR. FRANK DAWSON
Associate Team
Physician
MedStar Health



DR. JAMES DREESE
Associate Team
Physician
MedStar Health



DR. RICHARD LEVINE
Associate Team
Physician
MedStar Health



DR. ALAN SOKOLOFF
Team Chiropractor



DR. DAVID BALLENGER
Team Chiropractor



DR. PAUL PETTAY
Manual Therapy
Specialist





RAVENS IN OUR COMMUNITY



RAVENS FOUNDATION



Ravens Players Supporting Playworks Maryland

The Ravens Foundation, Inc. is committed to improving, encouraging and enabling the healthy development of youth in Maryland. The foundation focuses on programs that help youth and their families with various needs, including housing, hunger, education, athletics and mentoring.

Charitable Partners – The Ravens Foundation recognizes and gives financial and volunteer support to several Baltimore-area charitable partners, including **Athletes Serving Athletes, Leveling the Playing Field, Next One Up, Playworks Maryland** and **Reading Partners**.

Ravens Youth Football Grant – Alongside Under Armour, the Ravens Foundation provides grants for new football equipment and apparel for football teams in Maryland. Packages include jerseys, cleats or heat and hydration support for all teams within the program. Since its launch eight years ago, the grant has awarded apparel to over 3,500 area children.



2018 Ravens Scholars

Ravens PLAY 60 Grant – Now in its 13th year, the Ravens' PLAY 60 Grant has supported over 240 programs and more than 27,000 youth with over \$1.2 million in funding to encourage physical fitness and nutrition education among youth.

Ravens Scholars – For 11-consecutive years, the Ravens have recognized five outstanding high school seniors (2018 class shown left) and awarded a \$5,000 renewable scholarship (\$20,000 over four years) to support each scholar's respective college education. Since 2010, the team has committed over \$900,000 in scholarship funding.

COMMUNITY IMPACT

In 2018, the Ravens supported a number of local causes and organizations through financial and in-kind donations, including ...

\$1.2 MILLION DONATED to local nonprofits through the PLAY 60 Grant (since 2007)

\$500,000 DONATED to organizations in Maryland supporting social justice initiatives (contributions made by the franchise and Ravens players)

254,435 BOOKS DISTRIBUTED to children through the Ravens' Bookmobile program

8,000+ TICKETS DONATED to local nonprofits and youth football teams throughout the state of Maryland

2,000+ IN-KIND DONATIONS DISTRIBUTED to various nonprofits throughout the Baltimore community

2,400+ HOLIDAY MEALS PROVIDED to Baltimore-area families in need

500 COATS DONATED along with cold-weather items to men at the Helping Up Mission Shelter

1,183 WORK HOURS DEDICATED to the KaBOOM! playground build in Baltimore City

ALL COMMUNITY TEAM



The mission of the All Community Team (ACT) is to increase corporate and community awareness of the Ravens Foundation, player foundations and associated local charitable organizations. Through a wide variety of activities and events, the ACT makes a positive impact in the Maryland area while strengthening ties between the Ravens, their partners and the community. Title sponsor M&T Bank joins additional Baltimore corporations as the ACT provides financial and volunteer support to many of the Ravens' community service projects.





RAVENS PLAYGROUND BUILD



In 2018, the Baltimore Ravens joined forces with KaBOOM! to host an organization-wide volunteer day to construct a brand new Ravens-themed playground in the Douglass Homes neighborhood of Baltimore City. Fully funded by the Ravens Foundation, Inc., the project featured a renovation day and ribbon-cutting ceremony. The Ravens were also joined by representatives from the Baltimore Housing Authority, KaBOOM! and the local community.

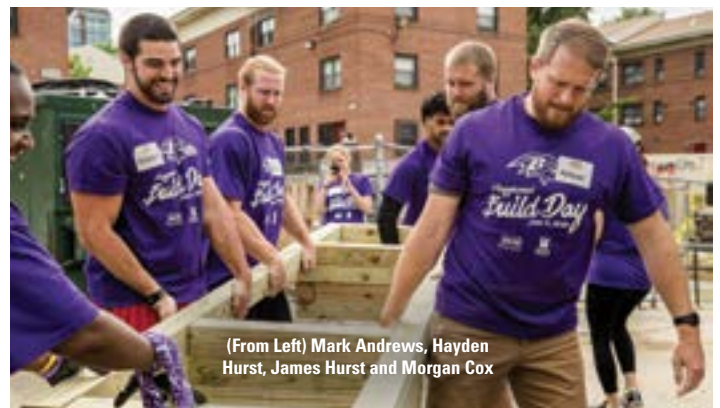
Over 200 volunteers, including current and former Ravens players and staff, flocked together for the construction event. Tasks included building planters, constructing play equipment and painting murals on the concrete.

After school, children from nearby City Springs Elementary/Middle School were escorted by Ravens players to the site to view the finished product.

The afternoon concluded with a special ribbon-cutting ceremony and project reveal, featuring representatives from each of the organizations and select community leaders.



Lamar Jackson



(From Left) Mark Andrews, Hayden Hurst, James Hurst and Morgan Cox





RAVENS IN OUR COMMUNITY

MILITARY APPRECIATION

The Ravens salute members of the armed forces through several initiatives, including hosting military at training camp and practices, hosting workouts for wounded warriors and showing support through care packages, letters and daily communication. At each home game, the Ravens honor groups – including representatives of the military, first responders, veterans and/or wounded warriors – through the CSX Seats for Service program. In addition, joined by Dietz & Watson, the team honors active and veteran servicemen and servicewomen with the Hometown Hero Award during the pre-game presentation of the game ball to the referee. At right, **Willie Snead IV** joins a service member as he carries the American flag on-field prior to the Salute to Service game.



GAMEPLANEARTH

The Ravens continue GamePlanEarth (GPE), a season-long environmental initiative established and led by the organization to help make Baltimore a more sustainable city. Through this program, the team informs fans about the growing environmental challenges and encourages them to recycle, reuse and conserve. GPE is an extension of the team's annual Earth Day celebration and the continued efforts to reinforce M&T Bank Stadium's LEED Gold Certification. For past projects, the team has partnered with Baltimore Beyond Plastic, Baltimore Bike Party, Baltimore Exelon Eco-Team, Baltimore Community ToolBank, Blue Water Baltimore, Civic Works, Parks & People Foundation, Waterfront Partnership's Healthy Harbor and The GreenMount School.



YOUTH FOOTBALL & CONCUSSION AWARENESS

Ravens RISE is the team's football outreach program that provides football players from youth to high school levels opportunities to "Play Like A Raven." The program offers football clinics for youth throughout the state, Ravens home game ticket donations, monetary donations to high school football programs, 7-on-7 football tournaments and the opportunity for team representatives to be honored as High School Coach of the Week and Team Mom of the Year. To date, there are over 15,000 active participants in the Ravens RISE program. Interested players, coaches or team moms are encouraged to register at www.baltimoreravens.com/rise and become part of the Ravens RISE youth football movement.



PLAY 60

In 2018, the Ravens hosted a PLAY 60 event alongside Special Olympics Maryland (SOMD) to kick off the year-round efforts of the NFL PLAY 60 campaign designed to promote healthy and active lifestyles among today's youth. At right, **Patrick Onwuasor** joined teammates and ran through football drills with over 75 athletes from SOMD in the team's Under Armour Performance Center field house. In addition, the Ravens hosted school assemblies, and through special partnerships with the American Dairy Association North East, Carroll County Project ACES (Active Children Excel in School) and the Baltimore County Public School System, the team delivered the PLAY 60 message to more than 100,000 local youth.





RAVENS IN OUR COMMUNITY

FEMALE LEADERSHIP CONFERENCE

The Ravens hosted the Fifth Annual L.I.F.T. (Leading and Inspiring Females to Thrive) Conference, a leadership seminar for female student-athletes from local high schools. Freshmen, sophomores and juniors were invited to participate in a day of leadership workshops, guest speakers and a team-building workout at the Ravens Under Armour Performance Center. The criteria to be selected included those student-athletes who serve as both an “untitled leader” and “unsung hero” for their sports program. The event is designed to empower the next generation female student-athletes and develop their leadership skills, helping them succeed both on and off the playing field.



TEAM PURPLE

Team Purple is the official Baltimore Ravens club created just for women. The goal of Team Purple is to provide female Ravens fans a community entirely for themselves and a forum to stay involved with the team and each other through updates, special offers, events and more. In 2018, members of Team Purple participated in the 12th Annual A Purple Evening, which drew over 5,000 female fans to M&T Bank Stadium for on-field activities, Football 101 sessions, fan forums, autograph and photo stations with nearly 25 Ravens players, including **Kenny Young** (right), and exclusive stadium access. Members of Team Purple also had the opportunity to participate in various female-based events, such as the Purple Wine & Dine, Sip ‘N Paint, Purple Poses & Pints and the Purple Away Game Trip.



SOCIAL JUSTICE EFFORTS

In 2018, the Ravens organization and its players donated a combined \$500,000 to various social justice efforts throughout Baltimore City. The recipients of the funding included Baltimore City Public Schools, for upgraded heating and air conditioning (HVAC) units at Lakewood Elementary School, Job Opportunities Task Force and Project JumpStart, the Baltimore City Police Department, Bridges Baltimore, Center for Urban Families, Next One Up, Outward Bound, PeacePlayers and the Sutton Scholars High School Enrichment Program. **Morgan Cox** (right) joined team president Dick Cass and teammates, as well as local representatives, to unveil the upgraded temperature system at Lakewood.

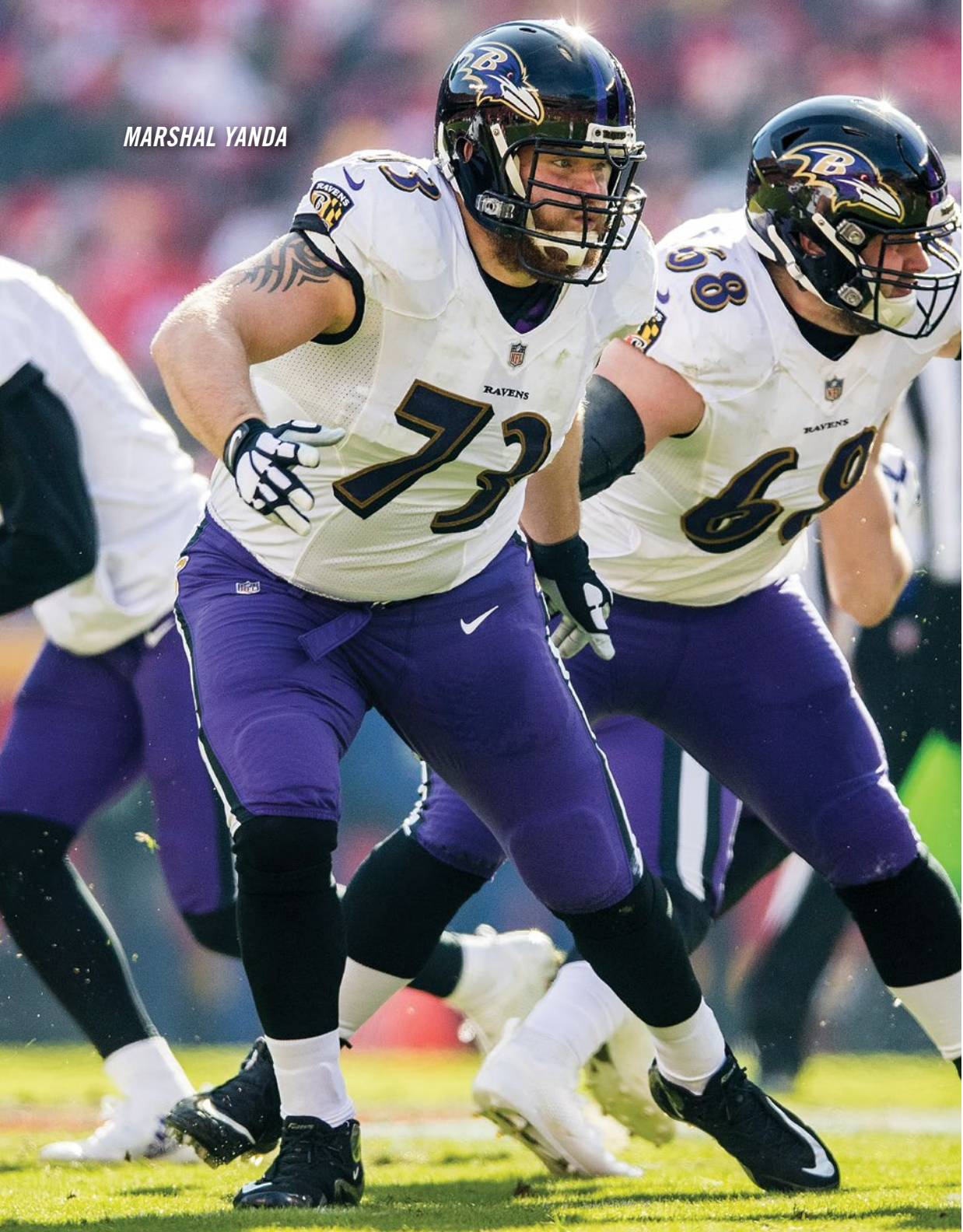


HOLIDAY HAPPENINGS

Thanks to Ravens players, thousands of families received support, including food and presents, during the holidays. The 2018 food distributions and meal services featured the support of more than 30 Ravens players, including **Willie Henry, Marlon Humphrey, Tony Jefferson, Matthew Judon, Anthony Levine Sr., Michael Pierce** (right), **Willie Snead IV, Justin Tucker, Brandon Williams** and **Marshal Yanda**. In December, **Brandon Carr** hosted the 14th Annual Holiday Helpers event at a Target store in Owings Mills. Ravens teammates, along with team mascot Poe and Ravens cheerleaders, joined Carr in serving as personal shoppers for area children who received gift certificates courtesy of him, his teammates and Ravens coaches. In addition, multiple players led toy drives and shopping sprees for local underserved youth.



MARSHAL YANDA





18 QUINCY ADEBOYEJO

WIDE RECEIVER
6-3 | 200

COLLEGE: MISSISSIPPI HS: CEDAR HILL (TX)
BORN: 5/26/95, CEDAR HILL, TX
EXP. (NFL/RAVENS): 2/2 GP/GS (PLAYOFFS): 1/0 (0/0)



— KEY TRANSACTIONS —

- Quincy Adebayo signed a Reserve/Future contract with Baltimore on 1/2/18
- Elevated to the Ravens' 53-man roster on 12/26/17
- Signed to Baltimore's practice squad on 9/3/17
- Signed with the Ravens as a RFA on 5/5/17

— CAREER HIGHLIGHTS —

- Saw action on offense and special teams in his first-career game vs. Cin. (12/31/17)
- In 2017, spent the first 15 games on the Ravens' practice squad before being elevated to the active roster on 12/26/17

— PERSONAL —

- Majored in general studies at Mississippi
- **Last name is pronounced: add-ah-BOY-joe**

— SEASON RECAPS —

2018: (BALTIMORE RAVENS – 0/0, 0/0 PUP LIST)

- Spent the entire season on the Physically Unable to Perform (PUP) list following leg surgery

2017: (BALTIMORE RAVENS – 1/0)

- Saw action on offense and special teams in his first-career game vs. Cin. (12/31)
- Spent the first 15 games on the Ravens' practice squad before being elevated to the active roster on 12/26/17

— COLLEGE —

- Played in 51 games (27 starts) at Ole Miss, recording 106 receptions for 1,454 yards (13.7 avg.) and 11 TDs
- Finished his Rebels career ranked in the Top 20 in receptions and tied for 11th in TD catches
- Played in 12 games (11 starts) as a senior in 2016, posting 35 catches for 456 yards and 1 TD
- Posted his best season as a junior in 2015, recording career highs in receptions (38), receiving yards (604) and receiving TDs (7)
- In 2014, tallied 26 receptions for 313 yards and 2 TDs

— HIGH SCHOOL —

- Prepped at Cedar Hill (TX) HS, where he was an AP All-State honorable mention honoree after recording 91 catches for 1,265 yards and 17 TDs as a senior



— ADEBOYEJO'S COMMUNITY IMPACT —

- Joined Ravens alumni and teammates during director of player engagement Jameel McClain's 53 Families Thanksgiving event to serve a warm meal to families in need (2018)
- Participated in the Players Philanthropy Fund's Second Annual Beltway Boards & Brews Cornhole Tournament at the Baltimore Museum of Industry (2018)
- Visited with patients unable to go home for the holidays at Medstar Union Memorial Hospital (2018)

REGULAR SEASON


| Year | Team | GP | GS | RECEIVING | | | | | RUSHING | | | | | |
|---------------|-----------|----------|----------|-----------------------------------|----------|------------|----------|----------|----------|----------|------------|----------|----------|----------|
| | | | | No. | Yards | Avg. | LG | TD | No. | Yards | Avg. | LG | TD | |
| 2017 | Baltimore | 1 | 0 | 0 | 0 | 0.0 | 0 | 0 | 0 | 0 | 0 | 0 | 0 | 0 |
| 2018 | Baltimore | 0 | 0 | PHYSICALLY UNABLE TO PERFORM LIST | | | | | 0 | 0 | 0.0 | 0 | 0 | 0 |
| Totals | | 1 | 0 | 0 | 0 | 0.0 | 0 | 0 | 0 | 0 | 0.0 | 0 | 0 | 0 |

CAREER SINGLE-GAME HIGHS [REGULAR SEASON]

| RECEIVING | | | RUSHING | | |
|-------------|-------------|--|----------|-------------|--|
| Receptions: | Long Gain: | | Carries: | Long Gain: | |
| None | None | | None | None | |
| Yardage: | Touchdowns: | | Yardage: | Touchdowns: | |
| None | None | | None | None | |

POSTSEASON

| Year | Team | GP | GS | RECEIVING | | | | | RUSHING | | | | |
|---------------|-----------|----------|----------|-----------------------------------|----------|------------|----------|----------|----------|------------|----------|----------|----------|
| | | | | No. | Yards | Avg. | LG | TD | No. | Yards | Avg. | LG | TD |
| 2018 | Baltimore | 0 | 0 | PHYSICALLY UNABLE TO PERFORM LIST | | | | | 0 | 0 | 0.0 | 0 | 0 |
| Totals | | 0 | 0 | 0 | 0 | 0.0 | 0 | 0 | 0 | 0.0 | 0 | 0 | 0 |



89 MARK ANDREWS

TIGHT END
6-4 | 256

COLLEGE: OKLAHOMA HS: DESERT MOUNTAIN (SCOTTSDALE, AZ)

BORN: 9/6/95, SCOTTSDALE, AZ

EXP. (NFL/RAVENS): 2/2 GP/GS (PLAYOFFS): 16/3 (1/0)



— KEY TRANSACTIONS —

- Mark Andrews was selected by the Ravens in the third round (86th overall) of the 2018 NFL Draft...Was the second of two third-round picks (Oklahoma teammate T Orlando Brown Jr., 83rd) by the Ravens

— CAREER HIGHLIGHTS —

- In 2018, became the Ravens' record holder for most receptions (34) and receiving yards (552) in a season by a rookie TE, passing Maxx Williams (32 catches for 268 yards in 2015)
- Andrews' 552 receiving yards in 2018 ranked No. 1 among all NFL rookie TEs...His 34 receptions stood third
- With 34 receptions for 552 yards and 3 TDs in 2018, he helped the Ravens produce a single-season team-record 5,999 total net yards
- Posted a career-high 83 receiving yards on 2 catches in the 22-10 win at LAC (12/22/18)
- Owns the two longest regular season receptions by TE in Ravens history, registering a 68-yard catch at LAC (12/22/18) and a record 74-yarder vs. Oak. (11/25/18), which was the second-longest reception by a rookie NFL TE since 1992 (Tyji Armstrong, 81t)
- Made his first-career start and caught his first-career TD (1 yard), registering 3 receptions for 17 yards at Cin. (9/13/18)

— PERSONAL —

- Was diagnosed with Type 1 diabetes and wears an insulin pump, except when he plays football...Passionate about serving as a spokesperson for those with diabetes and educating youth about its effects and ways to overcome
- Majored in management at Oklahoma
- Father, Paul, and brother, Jack, are urologists, while his sister, Annie, is in dental school...Mother, Martha, and another brother, Charlie, work in real estate

— SEASON RECAPS —

2018: (BALTIMORE RAVENS – 16/3, 1/0)

- Set the record for most receiving yards (552) and receptions (34) in a season by a Ravens' rookie tight end...Added 3 receiving TDs
- Finished No. 1 among all NFL rookie TEs in receiving yards (553), helping the Ravens produce a single-season team-record 5,999 total net yards
- Recorded 4 receptions for 54 yards – including a 28-yard catch to set up a K Justin Tucker FG in the first quarter – in the 26-24 win vs. Cle. (12/30)
- Posted a career-high 83 receiving yards on 2 catches, including a 68-yard TD grab, in the 22-10 win at LAC (12/22)... Andrews owns the two longest regular season receptions by a Ravens' tight end, registering a record 74-yarder vs. Oak. in Week 12 (11/25)
- Hauled in a 74-yard reception in the 34-17 win vs. Oak. (11/25)...Marked the longest catch ever in regular season play by a Ravens' tight end...His reception is also the longest by a rookie TE in 2018 and second longest by a rookie TE since 1992 (Tyji Armstrong, 81t)...Became the Ravens' record holder for most receiving yards in a season by a rookie TE, passing Maxx Williams (268 in 2015)
- Produced the second TD of his career on an 8-yard reception vs. NO (10/21)...Also provided a key block on WR John Brown's 56-yard reception in the second quarter
- Posted 2 catches for 59 receiving yards, marking the then-most single-game receiving yards by a rookie TE in Ravens history, in the 27-14 win vs. Den. (9/23)...Both catches (29 and 30 yards) helped set up scoring drives for Baltimore
- Made his first-career start and caught his first-career TD (1 yard), registering 3 catches for 17 yards at Cin. (9/13)
- Played his first-career NFL game, posting 3 catches for 31 yards in the 47-3 season-opening win vs. Buf. (9/9)

“MARK” IT DOWN

In 2018, Ravens TE Mark Andrews ranked No. 1 among rookie NFL tight ends in receiving yards (552) and No. 3 in receptions (34). His 74-yard catch vs. Oakland was the longest ever in regular season play by a Ravens' tight end.

RECEIVING YARDS (NFL Rookie TEs / 2018)

1. **Mark Andrews (Bal.)**552
2. Chris Herndon (NYJ).....502
3. Dallas Goedert (Phi.).....334
4. Ian Thomas (Car.)333
5. Jordan Akins (Hou.)225

RECEPTIONS (NFL Rookie TEs / 2018)

1. Chris Herndon (NYJ)39
2. Ian Thomas (Car.)36
3. **Mark Andrews (Bal.)**34
4. Dallas Goedert (Phi.)33
5. Mike Gesicki (Mia.)22



89 MARK ANDREWS

— COLLEGE —

- Finished his career as Oklahoma's all-time leader in receiving yards (1,765) by a tight end, also producing 112 catches and 22 TDs
- Finished his OU career ranking sixth overall in TD receptions (22), 11th in 100-yard games (3), 11th in receiving yards (1,765) and 16th (second among TEs) with 112 receptions
- Posted 62 catches for 958 yards and 8 TDs, en route to winning the 2017 John Mackey Award (nation's top TE) and being named a unanimous first-team All-American

- Helped lead the Sooners to appearances in the 2018 CFP Semifinal (Rose Bowl), the 2017 Sugar Bowl and the 2016 Orange Bowl
- Awarded first-team All-Big 12 honors (2015-17) and academic All-Big 12 honors (first team, 2015-16, second team, 2017)

— HIGH SCHOOL —

- Prepped at Desert Mountain (Scottsdale, AZ) HS, where he was a three-year starter and posted 68 receptions for 1,122 yards and 17 TDs as a senior TE in 2013
- Tallied 81 catches for 1,494 yards and 21 TDs as a junior
- Made 58 catches for 1,058 yards and 10 TDs as a sophomore

2018

GAME-BY-GAME OFFENSE

| Date/Opp. | RECEIVING | | | | | RUSHING | | | | |
|-----------------|-----------|------------|-------------|-----------|----------|----------|----------|------------|----------|----------|
| | No. | Yds. | Avg. | LG | TD | No. | Yds. | Avg. | LG | TD |
| 9/9 vs. Buf. | 3 | 31 | 10.3 | 12 | 0 | 0 | 0 | 0.0 | 0 | 0 |
| 9/13 @ Cin. | 3 | 17 | 5.7 | 11 | 1 | 0 | 0 | 0.0 | 0 | 0 |
| 9/23 vs. Den. | 2 | 59 | 29.5 | 30 | 0 | 0 | 0 | 0.0 | 0 | 0 |
| 9/30 @ Pit. | 2 | 12 | 6.0 | 10 | 0 | 0 | 0 | 0.0 | 0 | 0 |
| 10/7 @ Cle. | 1 | 16 | 16.0 | 16 | 0 | 0 | 0 | 0.0 | 0 | 0 |
| 10/14 @ Ten. | 2 | 20 | 10.0 | 13 | 0 | 0 | 0 | 0.0 | 0 | 0 |
| 10/21 vs. NO | 1 | 8 | 8.0 | 8t | 1 | 0 | 0 | 0.0 | 0 | 0 |
| 10/28 @ Car. | 4 | 31 | 7.8 | 10 | 0 | 0 | 0 | 0.0 | 0 | 0 |
| 11/4 vs. Pit. | 3 | 50 | 16.7 | 21 | 0 | 0 | 0 | 0.0 | 0 | 0 |
| 11/18 vs. Cin. | 1 | 19 | 19.0 | 19 | 0 | 0 | 0 | 0.0 | 0 | 0 |
| 11/25 vs. Oak. | 1 | 74 | 74.0 | 74 | 0 | 0 | 0 | 0.0 | 0 | 0 |
| 12/2 @ Atl. | 3 | 47 | 15.7 | 21 | 0 | 0 | 0 | 0.0 | 0 | 0 |
| 12/9 @ KC | 0 | 0 | 0.0 | 0 | 0 | 0 | 0 | 0.0 | 0 | 0 |
| 12/16 vs. TB | 2 | 31 | 15.5 | 17 | 0 | 0 | 0 | 0.0 | 0 | 0 |
| 12/22 @ LAC | 2 | 83 | 41.5 | 68t | 1 | 0 | 0 | 0.0 | 0 | 0 |
| 12/30 vs. Cle. | 4 | 54 | 13.5 | 28 | 0 | 0 | 0 | 0.0 | 0 | 0 |
| Totals | 34 | 552 | 16.2 | 74 | 3 | 0 | 0 | 0.0 | 0 | 0 |
| Playoffs | | | | | | | | | | |
| 1/6/19 vs. LAC | 3 | 31 | 10.3 | 13 | 0 | 0 | 0 | 0.0 | 0 | 0 |
| Totals | 3 | 31 | 10.3 | 13 | 0 | 0 | 0 | 0.0 | 0 | 0 |

RAVENS ROOKIE TIGHT ENDS

In 2018, TE Mark Andrews set the record for most receiving yards (552) and receptions (34) in a season by a Ravens' rookie TE, breaking Maxx Williams' 2015 marks (268 yards & 32 catches).

RECEIVING YARDS / ROOKIE TIGHT ENDS (Franchise History)

| Rk. | Player | Yards |
|-----|---------------------------|-------|
| 1. | Mark Andrews (2018)..... | 552 |
| 2. | Maxx Williams (2015)..... | 268 |
| 3. | Todd Heap (2001)..... | 206 |
| 4. | Nick Boyle (2015)..... | 153 |
| 5. | Ed Dickson (2010)..... | 152 |

REGULAR SEASON

| Year | Team | GP | GS | RECEIVING | | | | | RUSHING | | | | |
|---------------|-----------|-----------|----------|-----------|------------|-------------|-----------|----------|----------|----------|------------|----------|----------|
| | | | | No. | Yards | Avg. | LG | TD | No. | Yards | Avg. | LG | TD |
| 2018 | Baltimore | 16 | 3 | 34 | 552 | 16.2 | 74 | 3 | 0 | 0 | 0.0 | 0 | 0 |
| Totals | | 16 | 3 | 34 | 552 | 16.2 | 74 | 3 | 0 | 0 | 0.0 | 0 | 0 |

CAREER SINGLE-GAME HIGHS [REGULAR SEASON]

RECEIVING

Receptions: 4 2 times (last: 12/30/18 vs. Cle.)
 Yardage: 83 (12/22/18 at LAC)

Long Gain: 74 (11/25/18 vs. Den.)

Touchdowns: 1 3 times (last: 12/22/18 at LAC)

RUSHING

Carries: None
 Yardage: None

Long Gain: None
 Touchdowns: None

POSTSEASON

| Year | Team | GP | GS | RECEIVING | | | | | RUSHING | | | | |
|---------------|-----------|----------|----------|-----------|-----------|-------------|-----------|----------|----------|----------|------------|----------|----------|
| | | | | No. | Yards | Avg. | LG | TD | No. | Yards | Avg. | LG | TD |
| 2018 | Baltimore | 1 | 0 | 3 | 31 | 10.3 | 13 | 0 | 0 | 0 | 0.0 | 0 | 0 |
| Totals | | 1 | 0 | 3 | 31 | 10.3 | 13 | 0 | 0 | 0 | 0.0 | 0 | 0 |



— ANDREWS' COMMUNITY IMPACT —

- Raised money for Type 1 diabetes research through the JDRF One Walk, the same cause he championed for the NFL's "My Cause, My Cleats" initiative the previous season (2019)
- Joined teammates to sign autographs and play games during the Ravens' *A Purple Evening*, the team's annual event dedicated to female fans (2018)
- Participated in the team's KaBoom! community playground build in the Douglass Homes neighborhood alongside teammates, Ravens staff and volunteers (2018)



34 ANTHONY AVERETT

CORNERBACK
5-11 | 184

COLLEGE: ALABAMA **HS:** WOODBURY (NJ)

BORN: 11/30/94, WOODBURY, NJ

EXP. (NFL/RAVENS): 2/2 **GP/GS (PLAYOFFS):** 11/0 (1/0)



— KEY TRANSACTIONS —

- Anthony Averett was selected by the Ravens in the fourth round (118th overall) of the 2018 NFL Draft...Was the first of three (Kenny Young, 122nd, and Jaleel Scott, 132nd) players selected in the round

— CAREER HIGHLIGHTS —

- In 2018, posted 2 tackles on special teams and 3 stops and 2 PD from scrimmage for the league's No. 1 overall (292.9 ypg) and No. 2 scoring (17.9 ppg) defense
- Recorded a career-high 2 solo tackles at KC (12/9/18)
- Posted his first-career tackle for a defense that registered 6 sacks, 2 INTs and allowed just 153 yards of offense in the 47-3 season-opening win vs. Buf. (9/9/18)

— PERSONAL —

- Averett is the nephew of former Ravens LT Bryant McKinnie, who was a member of the Super Bowl XLVII championship team
- He posted the nation's top high school long jump mark as a junior (25 feet, 2.5 inches) and won New Jersey state titles in the 55-meter dash and high jump
- In 2018, was reunited with Ravens CB Marlon Humphrey from Alabama, where the two starred together for two seasons and were "locker buddies"
- Majored in exercise science at Alabama

— SEASON RECAPS —

2018: (BALTIMORE RAVENS – 11/0, 1/0)

- Posted 2 tackles on special teams and 3 stops from scrimmage for the league's No. 1 overall (292.9 ypg) and No. 2 scoring (17.9 ppg) defense
- Recorded 2 solo tackles at KC (12/9)
- Played 7 snaps on defense and 16 snaps on special teams in the 34-17 win vs. Oak. (11/25)
- Was a gameday inactive (hamstring) in games 3-7
- Posted his first-career tackle and PD for a defense that registered 6 sacks, 2 INTs and limited the Bills to 153 yards of offense in the 47-3 season-opening win vs. Buf. (9/9)

— COLLEGE —

- Played in 36 games (27 starts), recording 98 tackles (71 solo), 7 TFL, 2 sacks (-23 yards), 16 PD, 2 FFs and 1 INT
- During his two years as a starter (2016-17), Alabama registered a 27-2 record and won the 2017 National Championship...Was also a member of the Crimson Tide team that won the 2015 national title
- In 2017, helped the Alabama defense lead the nation in scoring (11.9 ppg), total defense (260.4 ypg) and rushing (94.7 ypg) after earning individual Preseason first-team All-SEC honors
- Named Defensive Player of the Week by Alabama coaches (Weeks 2 & 10, 2017 and Weeks 13 & 14, 2016)

— HIGH SCHOOL —

- Prepped at Woodbury (NJ) HS, where he played football and was a standout track and field athlete
- Posted 106 tackles, 12 PD and 5 INTs as a senior in 2012, and also finished second in the 2012 Penn Relays long jump

2018

GAME-BY-GAME DEFENSE

RAVENS

| Date/Opp. | TT | Solo | Asst. | Sacks | INT | PD | FF | FR |
|-----------------|-----------------------------|----------|----------|------------|------------|----------|----------|----------|
| 9/9 vs. Buf. | 1 | 1 | 0 | 0-0 | 0-0 | 1 | 0 | 0 |
| 9/13 @ Cin. | SAW ACTION ON SPECIAL TEAMS | | | | | | | |
| 9/23 vs. Den. | INACTIVE - HAMSTRING | | | | | | | |
| 9/30 @ Pit. | INACTIVE - HAMSTRING | | | | | | | |
| 10/7 @ Cle. | INACTIVE - HAMSTRING | | | | | | | |
| 10/14 @ Ten. | INACTIVE - HAMSTRING | | | | | | | |
| 10/21 vs. NO | INACTIVE - HAMSTRING | | | | | | | |
| 10/28 @ Car. | 0 | 0 | 0 | 0-0 | 0-0 | 0 | 0 | 0 |
| 11/4 vs. Pit. | 0 | 0 | 0 | 0-0 | 0-0 | 0 | 0 | 0 |
| 11/18 vs. Cin. | SAW ACTION ON SPECIAL TEAMS | | | | | | | |
| 11/25 vs. Oak. | 0 | 0 | 0 | 0-0 | 0-0 | 1 | 0 | 0 |
| 12/2 @ Atl. | 0 | 0 | 0 | 0-0 | 0-0 | 0 | 0 | 0 |
| 12/9 @ KC | 2 | 2 | 0 | 0-0 | 0-0 | 0 | 0 | 0 |
| 12/16 vs. TB | SAW ACTION ON SPECIAL TEAMS | | | | | | | |
| 12/22 @ LAC | SAW ACTION ON SPECIAL TEAMS | | | | | | | |
| 12/30 vs. Cle. | SAW ACTION ON SPECIAL TEAMS | | | | | | | |
| Totals | 3 | 3 | 0 | 0-0 | 0-0 | 2 | 0 | 0 |
| Playoffs | | | | | | | | |
| 1/6/19 vs. LAC | SAW ACTION ON SPECIAL TEAMS | | | | | | | |
| Totals | 0 | 0 | 0 | 0-0 | 0-0 | 0 | 0 | 0 |



34 ANTHONY AVERETT

REGULAR SEASON

| Year | Team | GP | GS | TACKLES | | | SACKS | | INTERCEPTIONS | | | | | FUMBLES | | |
|---------------|-----------|-----------|----------|----------|----------|----------|------------|------------|---------------|----------|----------|----------|----------|----------|----------|----------|
| | | | | TT | Solo | Asst. | No. | Yards | No. | Yards | LG | TD | PD | FF | FR | Yards |
| 2018 | Baltimore | 11 | 0 | 3 | 3 | 0 | 0.0 | 0.0 | 0 | 0 | 0 | 0 | 2 | 0 | 0 | 0 |
| Totals | | 11 | 0 | 3 | 3 | 0 | 0.0 | 0.0 | 0 | 0 | 0 | 0 | 2 | 0 | 0 | 0 |

SPECIAL TEAMS TACKLES (2): 2018 (2)

CAREER SINGLE-GAME HIGHS [REGULAR SEASON]

Total Tackles:
2 (12/9/18 at KC)

Solo Tackles:
2 (12/9/18 at KC)

Sacks:
None

INTs:
None

Passes Defensed:
1 2 times (last: 11/25/18 vs. Oak.)

Forced Fumbles:
None

Fumble Recoveries:
None

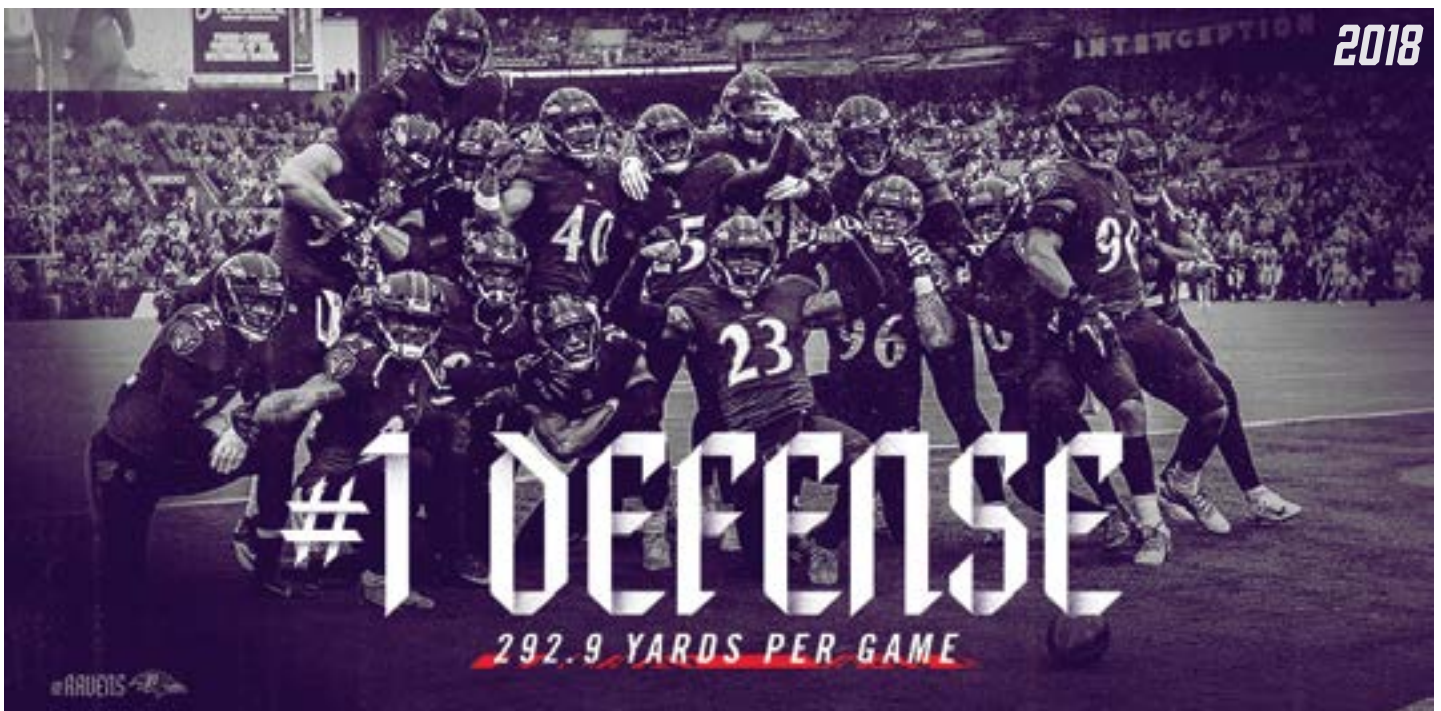
POSTSEASON

| Year | Team | GP | GS | TACKLES | | | SACKS | | INTERCEPTIONS | | | | | FUMBLES | | |
|---------------|-----------|----------|----------|----------|----------|----------|------------|------------|---------------|----------|----------|----------|----------|----------|----------|----------|
| | | | | TT | Solo | Asst. | No. | Yards | No. | Yards | LG | TD | PD | FF | FR | Yards |
| 2018 | Baltimore | 1 | 0 | 0 | 0 | 0 | 0.0 | 0.0 | 0 | 0 | 0 | 0 | 0 | 0 | 0 | 0 |
| Totals | | 1 | 0 | 0 | 0 | 0 | 0.0 | 0.0 | 0 | 0 | 0 | 0 | 0 | 0 | 0 | 0 |



— AVERETT'S COMMUNITY IMPACT —

- Alongside teammates, participated as a celebrity bowler in Anthony Levine Sr.'s Celebrity Bowling Night to benefit his 4every1 Foundation (2018)
- Participated in the Players Philanthropy Fund's Second Annual Beltway Boards & Brews Cornhole Tournament at the Baltimore Museum of Industry (2018)
- Joined Ravens alumni and teammates during Jameel McClain's 53 Families Thanksgiving event to serve a warm meal to families in need (2018)
- Participated in the team's KaBoom! community playground build in the Douglass Homes neighborhood alongside teammates, Ravens staff and volunteers (2018)





28

CORNERBACK
6-0 | 200



JUSTIN BETHEL

COLLEGE: PRESBYTERIAN **HS:** BLYTHEWOOD (SC)

BORN: 6/17/90, SUMTER, SC

EXP. (NFL/RAVENS): 8/1 **GP/GS (PLAYOFFS):** 110/14 (3/2)



— KEY TRANSACTIONS —

- Signed with the Ravens as an unrestricted free agent (Atl.) on 3/19/19
- Signed with the Falcons as a free agent on 3/24/18
- Was selected by the Cardinals in the sixth round (177th overall) of the 2012 NFL Draft

— HONORS —

- Three-time Pro Bowler (2013-15) on special teams
- PFWA first-team All-Pro special teamer (2013, 2015)
- NFC Special Teams Player of the Month (December, 2014)
- NFC Special Teams Player of the Week (Week 9, 2014)

— CAREER HIGHLIGHTS —

- Entering 2019, has recorded 97 tackles, 4 INTs (returning 3 for TDs), 4 FFs and 4 FRs...Has also registered 102 special teams tackles and 1 TD off a blocked FG
- Has posted 4 blocked kicks during his career
- Recorded his fourth-career TD when he returned a pick a career-long 82 yards at Det. (9/10/17)...With his 66-yard pick-six in the 2016 season finale at LAR (1/1/17), became the first Cardinal since CB Marcus Turner (1990) with INT-TDs in consecutive games
- Recorded first-career INT on a QB Colin Kaepernick pass, which he returned 21 yards for a TD, vs. SF (9/27/15)
- In 2012, scored his first-career TD returning a blocked FG 82 yards vs. Chi. (12/23/12)

— PERSONAL —

- In 2016, donated \$100,000 to support athletic and culinary programs at his alma mater, Blythewood (SC) HS...In 2015, the school retired his No. 31 jersey
- Plays the drums and is part of a family band, "House of Bethel," with his brothers Dione (keyboard) and Gabriel (trumpet)...Father, Chris, is a professional gospel singer
- Was a member of the Presbyterian College pep band
- Majored in business administration with a minor in music

— SEASON RECAPS —

2018: (ATLANTA FALCONS – 14/0)

- Finished the season tying for the Falcons' fourth-most special teams tackles (14)
- Recorded 2 special teams tackles in the win vs. Was. (11/4)
- Notched 2 special teams tackles in the win vs. TB (10/14)
- Downed a punt at the 4-yard line and registered 3 special teams tackles in the win vs. Car. (9/16)

2017: (ARIZONA CARDINALS – 16/6)

- Made a career-high six starts, totaling 30 tackles (20 solo), 1 INT returned for a TD and 4 PD
- Recorded the Cardinals' first TD of the season when he returned a pick a career-long 82 yards at Det. (9/10)... With his pick-six in the 2016 season finale at LAR (1/1/17), became the first Cardinal since CB Marcus Turner (1990) with INT-TDs in consecutive games

2016: (ARIZONA CARDINALS – 16/3)

- Selected as a Pro Bowl alternate after leading the team with 13 special teams tackles, blocking a PAT and forcing a fumble on special teams...Also named a special teams captain for the second-consecutive season
- Recorded 26 tackles, 6 PD, 1 FR and 1 INT returned for a TD on defense
- Scored a TD on a 66-yard INT return in the season finale at LAR (1/1/17)
- Tied for team lead with 2 special teams tackles and forced a fumble on a kickoff return vs. Was. (12/4)
- Blocked a PAT in the second quarter at Min. (11/20), marking his fourth-career blocked kick...Also added 5 tackles and 1 TFL

2015: (ARIZONA CARDINALS – 16/5, 2/2)

- Earned Pro Bowl honors for the third-consecutive season, leading the team with 13 special teams tackles...Named a special teams captain for the first time
- Set career highs on defense with 33 tackles, 2 INTs (1 for a TD) and 9 PD...On special teams, also recorded 2 FF and a FR...Notched 10 tackles and 2 PD in the postseason
- Recorded his first-career INT on a QB Colin Kaepernick pass, returning it 21 yards for a TD, vs. SF (9/27)

2018

GAME-BY-GAME DEFENSE

FALCONS

| Date/Opp. | TT | Solo | Asst. | Sacks | INT | PD | FF | FR |
|----------------|----------|----------|----------|------------|------------|----------|----------|----------|
| 9/6 @ Phi. | | | | | | | | |
| 9/16 vs. Car. | | | | | | | | |
| 9/23 vs. NO | | | | | | | | |
| 9/30 vs. Cin. | | | | | INACTIVE | | | |
| 10/7 @ Pit. | | | | | INACTIVE | | | |
| 10/14 vs. TB | | | | | | | | |
| 10/22 vs. NYG | | | | | | | | |
| 11/4 @ Was. | | | | | | | | |
| 11/11 @ Cle. | | | | | | | | |
| 11/18 vs. Dal. | | | | | | | | |
| 11/22 @ NO | | | | | | | | |
| 12/2 vs. Bal. | | | | | | | | |
| 12/9 @ GB | | | | | | | | |
| 12/16 vs. Ari. | | | | | | | | |
| 12/23 @ Car. | | | | | | | | |
| 12/30 @ TB | | | | | | | | |
| Totals | 0 | 0 | 0 | 0-0 | 0-0 | 0 | 0 | 0 |

28 JUSTIN BETHEL

2014: (ARIZONA CARDINALS – 16/0, 1/0)

- Selected to the Pro Bowl as a special teams player for the second-straight season...Just the second Cardinal to receive multiple Pro Bowl nods as a special teams player (FB Ron Wolfley, 1986-89)
- Named December NFC Special Teams Player of the Month, posting 8 special teams tackles, 1 FF and a blocked FG
- Named NFC Special Teams Player of the Week after blocking K Dan Bailey's 35-yard attempt on the final play of the first half at Dal. (11/2)

2013: (ARIZONA CARDINALS – 16/0)

- Earned his first Pro Bowl selection as a special teams player after leading the team with a career-high 21 special teams tackles...Also blocked 2 FGs, downed 4 punts inside the opponent's 10-yard line and recovered a muffed kickoff
- Recorded his second blocked FG of the season on a 40-yard attempt vs. Hou. (11/10)...The block proved to be the final margin of victory in Cardinals' 27-24 win
- Registered his first-career blocked kick on a 47-yard FG attempt in the fourth quarter vs. Det. (9/15)

2012: (ARIZONA CARDINALS – 16/0)

- Finished second on the team with 12 special teams tackles...Also scored his first-career TD off a blocked FG and had 1 tackle on defense
- Scored his first-career NFL TD when he returned a blocked FG 82 yards in the fourth quarter vs. Chi. (12/23)...Was the Cardinals' first blocked FG returned for a TD since 2009 and just the fifth dating back to 1960



— BETHEL'S COMMUNITY IMPACT —

- Started his foundation, Beating All Odds, to give financial support to people and organizations that work to be a positive influence in the community and provide services to benefit the lives of others
- Surprised veterans at a Rooms To Go makeover in Atlanta to give tours of their newly-furnished homes (2018)
- Attended the Atlanta Police Academy, participating in an interactive training simulator to experience decisions that officers must make under pressure (2018)
- Participated in the Falcons' Youth Football Camp, interacting with children at various stations throwing footballs and running drills (2018)
- Hosted a 7-on-7 tournament, featuring NFL players such as S Tony Jefferson, for high school football teams in Columbia, SC, with the winning team awarded \$5,000 from Bethel's Beating All Odds Foundation (2016-17)
- Funded updates and remodels of Presbyterian College's Justin A. Bethel Hydrotherapy Facility at the Lake Sports Medicine Center (2016)
- Read to elementary-school children on Read Across America Day...Also participated in the "Milk and Cookies" program, reading to kids in schools throughout the area to promote literacy (2016)
- Teamed up with singer-songwriter Patrick Davis to host the Pro-Am Fore The Cure, a celebrity golf tournament to benefit The American Cancer Society (2015)
- During his time in Arizona (2012-17), was a regular participant in several additional events, including Kids Camps and Gatorade Jr. Training Camps, Cardinals CB Patrick Peterson's holiday "Shop with a Jock" event for low-income and at-risk families and the "Teddy Bear Express" event at Phoenix Children's Hospital, delivering personalized Cardinals teddy bears to children in the pediatric units

— COLLEGE —

- Started 43 of 44 games at Presbyterian and was a three-time All-Big South selection...Recorded 279 tackles, 7 INTs, 16 PD, 2.5 sacks, 14 TFL, 4 FFs and 1 FR...Also scored 3 TDs, returning an INT and 2 blocked punts for scores
- Established a conference career record with 9 blocked kicks and became the school's all-time leader in tackles (279) and INTs (7)
- As a senior in 2011, became the first Presbyterian player to win Big South Defensive Player of the Year and just the second DB in conference history to win the award
- Was a second-team All-Conference selection as a junior in 2010, posting a team-best 47 solo tackles
- Recorded an INT in the final minutes vs. Gardner-Webb, sealing the win and snapping a 20-game losing streak
- As a sophomore, started all 11 games and earned second-team All-Conference accolades after recording a team-best 79 tackles (55 solo), 4.5 TFLs, 1 FF and 3 blocked kicks
- Saw action in 12 games and totaled 54 tackles as a freshman in 2008...Notched 2 INTs, 4 PD and 2 blocked kicks

— HIGH SCHOOL —

- Attended Blythewood (SC) HS, where he earned All-Region accolades and was named the team's Defensive Player of the Year as a senior in 2007
- Served as a key member of the Bengals' state championship team in 2006 as a junior

28 JUSTIN BETHEL

REGULAR SEASON

| Year | Team | GP | GS | TACKLES | | | SACKS | | INTERCEPTIONS | | | | | FUMBLES | | | | |
|---------------|---------|------------|-----------|-----------|-----------|-----------|------------|------------|---------------|------------|------------|----------|-----------|----------|----------|-----------|---|----|
| | | | | TT | Solo | Asst. | No. | Yards | No. | Yards | LG | TD | PD | FF | FR | Yards | | |
| 2012 | Arizona | 16 | 0 | 1 | 1 | 0 | 0.0 | 0.0 | 0 | 0 | 0 | 0 | 0 | 0 | 0 | 0 | 0 | 0 |
| 2013 | Arizona | 16 | 0 | 0 | 0 | 0 | 0.0 | 0.0 | 0 | 0 | 0 | 0 | 0 | 0 | 0 | 1 | 1 | -3 |
| 2014 | Arizona | 16 | 0 | 7 | 7 | 0 | 0.0 | 0.0 | 0 | 0 | 0 | 0 | 0 | 0 | 1 | 1 | 0 | 0 |
| 2015 | Arizona | 16 | 5 | 33 | 31 | 2 | 0.0 | 0.0 | 2 | 21 | 21t | 1 | 9 | 2 | 1 | 1 | 0 | 0 |
| 2016 | Arizona | 16 | 3 | 26 | 25 | 1 | 0.0 | 0.0 | 1 | 66 | 66t | 1 | 6 | 1 | 1 | 1 | 0 | 0 |
| 2017 | Arizona | 16 | 6 | 30 | 20 | 10 | 0.0 | 0.0 | 1 | 82 | 82t | 1 | 4 | 0 | 0 | 0 | 0 | 0 |
| 2018 | Atlanta | 14 | 0 | 0 | 0 | 0 | 0.0 | 0.0 | 0 | 0 | 0 | 0 | 0 | 0 | 0 | 0 | 0 | 0 |
| Totals | | 110 | 14 | 97 | 84 | 13 | 0.0 | 0.0 | 4 | 169 | 82t | 3 | 19 | 4 | 4 | -3 | | |

SPECIAL TEAMS TACKLES (102): 2012 (12); 2013 (21); 2014 (18); 2015 (13); 2016 (13); 2017 (11); 2018 (14)

CAREER SINGLE-GAME HIGHS [REGULAR SEASON]

Total Tackles:

7 3 times (last: 1/3/16 vs. Sea.)

Solo Tackles:

7 (12/27/15 vs. GB)

Sacks:

None

INTs:

1 4 times (last: 9/10/17 at Det.)

Passes Defended:

3 (12/24/16 at Sea.)

Forced Fumbles:

1 4 times (last: 12/4/16 vs. Was.)

Fumble Recoveries:

1 4 times (last: 1/1/17 at LAR)

Additional Statistics: Blocked a PAT at Min. (11/20/16); Blocked a 35-yard FG attempt at Dal. (11/2/14); Blocked a 40-yard FG attempt vs. Hou (11/10/13); Blocked a 47-yard FG attempt vs. Det. (9/15/13); Returned a blocked field goal 82 yards for a TD vs. Chi. (12/23/12)

POSTSEASON

| Year | Team | GP | GS | TACKLES | | | SACKS | | INTERCEPTIONS | | | | | FUMBLES | | | | |
|---------------|---------|----------|----------|-----------|-----------|----------|------------|------------|---------------|----------|----------|----------|----------|----------|----------|----------|----------|----------|
| | | | | TT | Solo | Asst. | No. | Yards | No. | Yards | LG | TD | PD | FF | FR | Yards | | |
| 2014 | Arizona | 1 | 0 | 1 | 1 | 0 | 0.0 | 0.0 | 0 | 0 | 0 | 0 | 0 | 0 | 0 | 1 | 0 | 0 |
| 2015 | Arizona | 2 | 2 | 9 | 9 | 0 | 0.0 | 0.0 | 0 | 0 | 0 | 0 | 2 | 0 | 0 | 0 | 0 | 0 |
| Totals | | 3 | 2 | 10 | 10 | 0 | 0.0 | 0.0 | 0 | 0 | 0 | 0 | 2 | 0 | 1 | 0 | 0 | 0 |





49 CHRIS BOARD

INSIDE LINEBACKER
6-2 | 237

COLLEGE: NORTH DAKOTA STATE HS: TIMBER CREEK (ORLANDO, FL)
BORN: 7/23/95, ORLANDO, FL
EXP. (NFL/RAVENS): 2/2 GP/GS (PLAYOFFS): 16/0 (1/0)



— KEY TRANSACTIONS —

- Chris Board signed with the Ravens as a rookie free agent on 5/4/18...Was one of three (WR/RS Janarion Grant and CB Darious Williams) undrafted rookies to make the Ravens' Week 1 53-man roster

— CAREER HIGHLIGHTS —

- In 2018, led the Ravens with 12 special teams tackles (8 solo), playing in all 16 games (and 1 postseason contest) as an undrafted rookie free agent
- His first-career tackle from scrimmage came in the Wild Card vs. LAC (1/6/19)

— PERSONAL —

- Was an All-Metro and All-District first-team safety, and a second-team All-State honoree, at Timber Creek (Orlando, FL) HS
- Graduated with a degree in accounting & criminal justice, with a minor in psychology from NDSU

— SEASON RECAPS —

2018: (BALTIMORE RAVENS – 16/0, 1/0)

- Led the Ravens with 12 special teams tackles (8 solo), playing in all 16 games (and 1 postseason contest) as an undrafted rookie free agent
- His first-career tackle from scrimmage came in the Wild Card vs. LAC (1/6/19)
- Saw action on special teams and registered a key ST tackle in the fourth quarter to solidify the Ravens' 26-14 victory at Pit. (9/30)
- Appeared on special teams and registered a team-high 2 ST tackles at Cin. (9/13)
- In his first-career NFL game, saw action on special teams in the 47-3 season-opening win vs. Buf. (9/9)

— COLLEGE —

- Appeared in 57 games (19 starts) at North Dakota State, finishing his career with 124 total tackles (59 solo), including 5 TFL, and 5 PD
- Tallied a career-high 54 tackles (27 solo), including 4 TFL, and 2 PD as a senior, helping lead the Bison to an FCS National Championship (its sixth in seven years)
- As a junior, played in 13 games (two starts), making 17 tackles from scrimmage...Was NDSU's co-leading tackler on special teams (9)
- Played in all 15 games as a sophomore, including four starts at strong safety...Made 15 special teams tackles and 31 stops from scrimmage

— HIGH SCHOOL —

- Prepped at Timber Creek (Orlando, FL) HS, where he was second-team All-State safety as a senior
- Was an All-Metro and All-District first-teamer after leading the school to a 10-3 record, posting 109 tackles, 4 INTs and 8 PD

2018

GAME-BY-GAME DEFENSE

| RAVENS | | | | | | | | | |
|----------------|-----------------------------|----------|----------|------------|------------|----------|----------|----------|--|
| Date/Opp. | TT | Solo | Asst. | Sacks | INT | PD | FF | FR | |
| 9/9 vs. Buf. | 0 | 0 | 0 | 0-0 | 0-0 | 0 | 0 | 0 | |
| 9/13 @ Cin. | SAW ACTION ON SPECIAL TEAMS | | | | | | | | |
| 9/23 vs. Den. | SAW ACTION ON SPECIAL TEAMS | | | | | | | | |
| 9/30 @ Pit. | SAW ACTION ON SPECIAL TEAMS | | | | | | | | |
| 10/7 @ Cle. | SAW ACTION ON SPECIAL TEAMS | | | | | | | | |
| 10/14 @ Ten. | SAW ACTION ON SPECIAL TEAMS | | | | | | | | |
| 10/21 vs. NO | SAW ACTION ON SPECIAL TEAMS | | | | | | | | |
| 10/28 @ Car. | 0 | 0 | 0 | 0-0 | 0-0 | 0 | 0 | 0 | |
| 11/4 vs. Pit. | SAW ACTION ON SPECIAL TEAMS | | | | | | | | |
| 11/18 vs. Cin. | 0 | 0 | 0 | 0-0 | 0-0 | 0 | 0 | 0 | |
| 11/25 vs. Oak. | 0 | 0 | 0 | 0-0 | 0-0 | 0 | 0 | 0 | |
| 12/2 @ Atl. | SAW ACTION ON SPECIAL TEAMS | | | | | | | | |
| 12/9 @ KC | SAW ACTION ON SPECIAL TEAMS | | | | | | | | |
| 12/16 vs. TB | SAW ACTION ON SPECIAL TEAMS | | | | | | | | |
| 12/22 @ LAC | SAW ACTION ON SPECIAL TEAMS | | | | | | | | |
| 12/30 vs. Cle. | SAW ACTION ON SPECIAL TEAMS | | | | | | | | |
| Totals | 0 | 0 | 0 | 0-0 | 0-0 | 0 | 0 | 0 | |
| Playoffs | | | | | | | | | |
| 1/6/19 vs. LAC | 1 | 1 | 0 | 0-0 | 0-0 | 0 | 0 | 0 | |
| Totals | 1 | 1 | 0 | 0-0 | 0-0 | 0 | 0 | 0 | |

— NOTE THE QUOTE —

"We've had a number of players come in here as undrafted rookie linebackers, and they have excelled on special teams and carved their way into the National Football League as starters for us or other teams. Chris Board is another in that long line. Chris has demonstrated the fact that he can run and hit, and he's athletic and tough, and he wants to learn, wants to play well. His attention to detail is showing."

— Longtime Ravens ST Coordinator Jerry Rosburg on LB Chris Board in his rookie season

49 CHRIS BOARD

SEVEN STRAIGHT IN THE TOP 6

In the past seven seasons (2012-18), the Ravens' special teams units have consistently been acknowledged as one of the league's best. In the annual special teams report from senior NFL writer Rick Gosselin, Baltimore has ranked in the NFL's Top 6 for seven-straight seasons. (Gosselin's report is recognized by NFL teams as a special teams measuring stick.)

RAVENS SPECIAL TEAMS RANKINGS IN RICK GOSSELIN'S ANNUAL REPORT (2012-18)

| Season | Ranking |
|-----------|---------|
| 2018..... | 6th |
| 2017..... | 4th |
| 2016..... | 5th |
| 2015..... | 1st |
| 2014..... | 5th |
| 2013..... | 5th |
| 2012..... | 2nd |

No other NFL team has been in the Top 6 (or even the Top 10) in each of the past seven seasons (2012-18).



REGULAR SEASON

| Year | Team | GP | GS | TACKLES | | | SACKS | | INTERCEPTIONS | | | | | FUMBLES | | | |
|---------------|-----------|-----------|----------|----------|----------|----------|------------|----------|---------------|----------|----------|----------|----------|----------|----------|----------|----------|
| | | | | TT | Solo | Asst. | No. | Yards | No. | Yards | LG | TD | PD | FF | FR | Yards | |
| 2018 | Baltimore | 16 | 0 | 0 | 0 | 0 | 0.0 | 0 | 0 | 0 | 0 | 0 | 0 | 0 | 0 | 0 | 0 |
| Totals | | 16 | 0 | 0 | 0 | 0 | 0.0 | 0 | 0 | 0 | 0 | 0 | 0 | 0 | 0 | 0 | 0 |

SPECIAL TEAMS TACKLES (12): 2018 (12)

CAREER SINGLE-GAME HIGHS [REGULAR SEASON]

| | | |
|-------------------------------|---------------------------------|-----------------------------------|
| Total Tackles: None | INTs: None | Forced Fumbles: None |
| Solo Tackles: None | Passes Defensed: None | Fumble Recoveries: None |
| Sacks: None | | |


POSTSEASON

| Year | Team | GP | GS | TACKLES | | | SACKS | | INTERCEPTIONS | | | | | FUMBLES | | | |
|---------------|-----------|----------|----------|----------|----------|----------|------------|------------|---------------|----------|----------|----------|----------|----------|----------|----------|----------|
| | | | | TT | Solo | Asst. | No. | Yards | No. | Yards | LG | TD | PD | FF | FR | Yards | |
| 2018 | Baltimore | 1 | 0 | 1 | 1 | 0 | 0.0 | 0.0 | 0 | 0 | 0 | 0 | 0 | 0 | 0 | 0 | 0 |
| Totals | | 1 | 0 | 1 | 1 | 0 | 0.0 | 0.0 | 0 | 0 | 0 | 0 | 0 | 0 | 0 | 0 | 0 |



— BOARD'S COMMUNITY IMPACT —

- Joined Ravens alumni and teammates during director of player engagement Jameel McClain's 53 Families Thanksgiving event to serve a warm meal to families in need (2018)
- Alongside teammates, helped distribute shoes to students at Collington Square Elementary/Middle School with Samaritan's Feet (2018)
- Joined teammates at Matthew Judon's Karaoke and Lip Sync Party to benefit his 10/91 Foundation (2018)
- Participated in the team's KaBoom! community playground build in the Douglass Homes neighborhood alongside teammates, Ravens staff and volunteers (2018)



54 TYUS BOWSER

OUTSIDE LINEBACKER
6-3 | 242

COLLEGE: HOUSTON HS: JOHN TYLER (TYLER, TX)

BORN: 5/23/95, TYLER, TX

EXP. (NFL/RAVENS): 3/3 GP/GS (PLAYOFFS): 31/0 (1/0)



— KEY TRANSACTIONS —

- Tyus Bowser was selected by the Ravens in the second round (47th overall) of the 2017 NFL Draft

— HONORS —

- Pepsi Rookie of the Week (Week 2, 2017)

— CAREER HIGHLIGHTS —

- Registered his first-career INT (returned for 27 yards) and tallied 1 sack vs. Cle. (9/17/17)
- Posted first-career tackle at Cin. (9/10/17)

— PERSONAL —

- Played shooting guard on the Houston basketball team during the 2013-14 and 2014-15 seasons
- Said that his basketball background has helped with his ability to play coverage linebacker
- Graduated with a degree in retailing & consumer science

— SEASON RECAPS —

2018: (BALTIMORE RAVENS – 15/0, 1/0)

- Produced 6 special teams tackles, also tallying 5 tackles from scrimmage and a half-sack for the league's No. 1 overall (292.9 ypg) and No. 2 scoring (17.9 ppg) defense
- Registered a half-sack (-2 yards), helping the Ravens hold the Bengals to 255 total yards – including 48 rushing – in the 24-21 win vs. Cin. (11/18)
- Recorded 1 tackle and a TFL for a defense that registered 6 sacks, 2 INTs and limited the Bills to just 153 yards of offense in the 47-3 season-opening win vs. Buf. (9/9)

2017: (BALTIMORE RAVENS – 16/0)

- Totaled 9 tackles (7 solo), 3 sacks (-13 yards), 1 INT (returned 27 yards) and 3 PD for a unit that led the league in both takeaways (34) and INTs (22)...Saw action in all 16 games as a rookie
- Recorded the third QB drop of his career, sacking Ben Roethlisberger (-6 yards) at Pit. (12/10)
- Recorded 1 sack (-5 yards) for a defense that posted a shutout and allowed a season-low 196 yards in a 40-0 win vs. Mia. (10/26)

- Registered his first-career INT (returned for 27 yards) and registered 1 sack vs. Cle. (9/17)...It marked the 17th time in Ravens history that a defender posted at least 1 sack and 1 INT in a game...Additionally, Bowser and S Dawan Landry (12/24/06 vs. Pit.) are the only Ravens rookies to accomplish the feat...Earned Pepsi Rookie of the Week honors
- Posted his first-career tackle for a defense that forced 5 turnovers (4 INTs and 1 FR) and posted the 11th shutout in team history in the 20-0, season-opening win at Cin. (9/10)

— COLLEGE —

- Played in 48 games (23 starts) during his four-year career at Houston, recording 136 tackles (70 solo), 21.5 sacks (-144 yards), 27.5 TFL, 2 INTs, 8 PD, 3 FFs and 2 FRs
- Finished his career ranked seventh on the Cougars' all-time sacks list (21.5 sacks)
- Recorded the second-most TFL (12) and tied for the most sacks (8.5) despite missing five games as a senior in 2016... Was named second-team American Athletic Conference and second-team All-AAC by *Phil Steele* his senior year

— HIGH SCHOOL —

- Prepped at John Tyler (Tyler, TX) HS, where he was named the 16-4A District Defensive MVP, ETSN 4A co-Defensive Player of the Year and AP Class 4A first-team All-State as a senior after recording 59 tackles and 24 sacks

2018

GAME-BY-GAME DEFENSE

RAVENS

| Date/Opp. | TT | Solo | Asst. | Sacks | INT | PD | FF | FR |
|-----------------|-----------------------------|----------|----------|----------------|------------|----------|----------|----------|
| 9/9 vs. Buf. | 1 | 1 | 0 | 0-0 | 0-0 | 0 | 0 | 0 |
| 9/13 @ Cin. | 0 | 0 | 0 | 0-0 | 0-0 | 0 | 0 | 0 |
| 9/23 vs. Den. | 0 | 0 | 0 | 0-0 | 0-0 | 0 | 0 | 0 |
| 9/30 @ Pit. | 0 | 0 | 0 | 0-0 | 0-0 | 0 | 0 | 0 |
| 10/7 @ Cle. | 0 | 0 | 0 | 0-0 | 0-0 | 0 | 0 | 0 |
| 10/14 @ Ten. | INACTIVE | | | | | | | |
| 10/21 vs. NO | SAW ACTION ON SPECIAL TEAMS | | | | | | | |
| 10/28 @ Car. | 2 | 0 | 2 | 0-0 | 0-0 | 0 | 0 | 0 |
| 11/4 vs. Pit. | 0 | 0 | 0 | 0-0 | 0-0 | 0 | 0 | 0 |
| 11/18 vs. Cin. | 1 | 0 | 1 | 0.5-2.0 | 0-0 | 0 | 0 | 0 |
| 11/25 vs. Oak. | 0 | 0 | 0 | 0-0 | 0-0 | 0 | 0 | 0 |
| 12/2 @ Atl. | 0 | 0 | 0 | 0-0 | 0-0 | 0 | 0 | 0 |
| 12/9 @ KC | 0 | 0 | 0 | 0-0 | 0-0 | 0 | 0 | 0 |
| 12/16 vs. TB | 0 | 0 | 0 | 0-0 | 0-0 | 0 | 0 | 0 |
| 12/22 @ LAC | 1 | 1 | 0 | 0-0 | 0-0 | 0 | 0 | 0 |
| 12/30 vs. Cle. | 0 | 0 | 0 | 0-0 | 0-0 | 0 | 0 | 0 |
| Totals | 5 | 2 | 3 | 0.5-2.0 | 0-0 | 0 | 0 | 0 |
| Playoffs | | | | | | | | |
| 1/6/19 vs. LAC | 0 | 0 | 0 | 0-0 | 0-0 | 0 | 0 | 0 |
| Totals | 0 | 0 | 0 | 0-0 | 0-0 | 0 | 0 | 0 |

54 TYUS BOWSER

ALWAYS MORE.
NEVER LESS



REGULAR SEASON

| Year | Team | GP | GS | TACKLES | | | SACKS | | INTERCEPTIONS | | | | | FUMBLES | | |
|---------------|-----------|-----------|----------|-----------|----------|----------|------------|-------------|---------------|-----------|-----------|----------|----------|----------|----------|----------|
| | | | | TT | Solo | Asst. | No. | Yards | No. | Yards | LG | TD | PD | FF | FR | Yards |
| 2017 | Baltimore | 16 | 0 | 9 | 7 | 2 | 3.0 | 13.0 | 1 | 27 | 27 | 0 | 3 | 0 | 0 | 0 |
| 2018 | Baltimore | 15 | 0 | 5 | 2 | 3 | 0.5 | 2.0 | 0 | 0 | 0 | 0 | 0 | 0 | 0 | 0 |
| Totals | | 31 | 0 | 14 | 9 | 5 | 3.5 | 15.0 | 1 | 27 | 27 | 0 | 3 | 0 | 0 | 0 |

SPECIAL TEAMS TACKLES (8): 2017 (2), 2018 (6)

CAREER SINGLE-GAME HIGHS [REGULAR SEASON]

Total Tackles:

2 3 times (last: 10/28/18 at Car.)

Solo Tackles:

2 2 times (last: 10/15/17 vs. Chi.)

Sacks:

1 3 times (last: 12/10/17 at Pit.)

INTs:

1 (9/17/17 vs. Cle.)

Passes Defensed:

1 3 times (last: 11/19/17 at GB)

Forced Fumbles:

None

Fumble Recoveries:

None

POSTSEASON

| Year | Team | GP | GS | TACKLES | | | SACKS | | INTERCEPTIONS | | | | | FUMBLES | | |
|---------------|-----------|----------|----------|----------|----------|----------|------------|------------|---------------|----------|----------|----------|----------|----------|----------|----------|
| | | | | TT | Solo | Asst. | No. | Yards | No. | Yards | LG | TD | PD | FF | FR | Yards |
| 2018 | Baltimore | 1 | 0 | 0 | 0 | 0 | 0.0 | 0.0 | 0 | 0 | 0 | 0 | 0 | 0 | 0 | 0 |
| Totals | | 1 | 0 | 0 | 0 | 0 | 0.0 | 0.0 | 0 | 0 | 0 | 0 | 0 | 0 | 0 | 0 |



— BOWSER'S COMMUNITY IMPACT —

- Annually hosts his Tyus Bowser Football Camp each June in Tyler, Texas (2018-19)
- Participated in the team's KaBoom! playground build in the Douglass Homes neighborhood alongside teammates, Ravens staff and volunteers (2018)...Also joined in refurbishing a Boys & Girls Club in Northwest Baltimore (2019)
- Has twice (2018-19) attended the Ravens' annual Beach Bash fan convention in Ocean City, MD
- Joined the 2017 rookie class at the Helping Up Mission men's shelter in Baltimore City, visiting with and serving dinner to residents
- Participated in the Ravens' "Sip' N Paint" event for breast cancer survivors and those still undergoing treatment (2017)
- Joined Ravens alumni and teammates Jameel McClain's 53 Families Thanksgiving event to serve a warm meal to families in need (2017-18)
- Joined teammates as a celebrity shopper during former player Benjamin Watson's Big BENefit Holiday Shopping Event (2017)



86 NICK BOYLE

TIGHT END
6-4 | 270

COLLEGE: DELAWARE **HS:** HIGH POINT REGIONAL (SUSSEX, NJ)

BORN: 2/17/93, POMPTON PLAINS, NJ

EXP. (NFL/RAVENS): 5/5 **GP/GS (PLAYOFFS):** 48/26 (1/0)



— KEY TRANSACTIONS —

- Signed a three-year extension with the Ravens on 3/7/19
- Selected by the Ravens in the fifth round (171st overall) of the 2015 NFL Draft
- Was the first of two Baltimore draft picks in the fifth round (G Robert Myers, 176th)

— CAREER HIGHLIGHTS —

- In 2018, posted 23 receptions for a career-high 213 yards, helping the Ravens produce a single-season team-record 5,999 total net yards
- In 2017, posted 28 catches for 203 yards, helping Baltimore post the NFL's No. 9 scoring attack (24.7 ppg)
- Had a career-high 5 catches for 36 yards vs. Pit. (10/1/17)
- Recorded 44 receiving yards on 6 receptions (7.3 avg.) in 2016, helping QB Joe Flacco post a franchise-record 4,317 passing yards
- Registered 153 yards on 18 receptions (8.5 avg.) for the league's No. 8 passing attack (266.9 ypg), which gained a single-season franchise-record 4,271 net passing yards, as a rookie in 2015

— PERSONAL —

- Has two sisters who were college athletes: Lauren was a four-year starter in basketball at Muhlenberg (PA) College, while Kate played soccer for two seasons at Susquehanna (PA) University
- Favorite offseason hobby is fishing
- Wife, Kristina, who is a nurse, and Boyle were married in June 2018
- Went to long-snapping camps in high school, initially thinking he would be primarily a long snapper in college

— SEASON RECAPS —

2018: (BALTIMORE RAVENS – 16/13, 1/0)

- Posted 23 receptions for a career-high 213 yards, helping the Ravens produce a single-season team-record 5,999 total net yards
- Started in the 20-12 win vs. TB (12/16), but left the game in the fourth quarter due to injury (concussion)
- Recorded 36 receiving yards on 4 catches – 2 of which gained first downs – in the 24-21 win vs. Cin. (11/18)
- Started and posted 36 receiving yards on 3 catches in the 26-14 win at Pit. (9/30)...Baltimore's offense tallied 451 total yards, the most ever by a Ravens' team at Pittsburgh

- Started and posted a career high in receiving yards (40) and tied a career high in long gain (25) on 3 catches in the 47-3 season-opening win vs. Buf. (9/9)

2017: (BALTIMORE RAVENS – 15/11)

- Registered 28 receptions for 203 yards, helping the Ravens produce the NFL's ninth-ranked scoring attack (24.7 ppg)... Over the last nine games of the season, Baltimore averaged the league's second-most points per contest (29.4)
- Caught 1 pass for 11 yards to help the Ravens produce a season high in points in the 44-20 victory vs. Det. (12/3)
- Produced 4 catches for 29 yards and helped pave the way for 174 rushing yards in a 40-0 win vs. Mia. (10/26)
- Registered career highs in receptions (5) and receiving yards (36) vs. Pit. (10/1)
- Started and caught a 14-yard pass in the 20-0, season-opening victory at Cin. (9/10)

2016: (BALTIMORE RAVENS – 6/0)

- Played in the final six games after being activated to the 53-man roster from the Commissioner's Permission Exempt List on 11/26/16...Tallied 6 receptions for 44 yards in helping QB Joe Flacco record a single-season franchise-record 4,317 passing yards
- Produced a then-career-high-tying 3 receptions for 15 yards at NE (12/12)
- Posted his first catch of the 2016 season with a 20-yard reception on a scoring drive, finishing with 24 receiving yards on 2 receptions in the 38-6 win vs. Mia. (12/4)
- Saw action from scrimmage and on special teams in the 19-14 victory vs. Cin. (11/27) after being activated to the Ravens' 53-man roster on 11/26

2018

| GAME-BY-GAME OFFENSE | | | | | | | | | | |
|----------------------|-----------|------------|------------|-----------|----------|----------|----------|------------|----------|----------|
| RAVENS | | | | | | | | | | |
| | RECEIVING | | | | | RUSHING | | | | |
| Date/Opp. | No. | Yds. | Avg. | LG | TD | No. | Yds. | Avg. | LG | TD |
| 9/9 vs. Buf. | 3 | 40 | 13.3 | 25 | 0 | 0 | 0 | 0.0 | 0 | 0 |
| 9/13 @ Cin. | 2 | 26 | 13.0 | 17 | 0 | 0 | 0 | 0.0 | 0 | 0 |
| 9/23 vs. Den. | 1 | 2 | 2.0 | 2 | 0 | 0 | 0 | 0.0 | 0 | 0 |
| 9/30 @ Pit. | 3 | 36 | 12.0 | 19 | 0 | 0 | 0 | 0.0 | 0 | 0 |
| 10/7 @ Cle. | 1 | 10 | 10.0 | 10 | 0 | 0 | 0 | 0.0 | 0 | 0 |
| 10/14 @ Ten. | 2 | 7 | 3.5 | 8 | 0 | 0 | 0 | 0.0 | 0 | 0 |
| 10/21 vs. NO | 1 | 8 | 8.0 | 8 | 0 | 0 | 0 | 0.0 | 0 | 0 |
| 10/28 @ Car. | 1 | 7 | 7.0 | 7 | 0 | 0 | 0 | 0.0 | 0 | 0 |
| 11/4 vs. Pit. | 0 | 0 | 0.0 | 0 | 0 | 0 | 0 | 0.0 | 0 | 0 |
| 11/18 vs. Cin. | 4 | 36 | 9.0 | 16 | 0 | 0 | 0 | 0.0 | 0 | 0 |
| 11/25 vs. Oak. | 2 | 19 | 9.5 | 10 | 0 | 0 | 0 | 0.0 | 0 | 0 |
| 12/2 @ Atl. | 1 | 7 | 7.0 | 7 | 0 | 0 | 0 | 0.0 | 0 | 0 |
| 12/9 @ KC | 0 | 0 | 0.0 | 0 | 0 | 0 | 0 | 0.0 | 0 | 0 |
| 12/16 vs. TB | 0 | 0 | 0.0 | 0 | 0 | 0 | 0 | 0.0 | 0 | 0 |
| 12/22 @ LAC | 2 | 15 | 7.5 | 8 | 0 | 0 | 0 | 0.0 | 0 | 0 |
| 12/30 vs. Cle. | 0 | 0 | 0.0 | 0 | 0 | 0 | 0 | 0.0 | 0 | 0 |
| Totals | 23 | 213 | 9.3 | 25 | 0 | 0 | 0 | 0.0 | 0 | 0 |
| Playoffs | | | | | | | | | | |
| 1/6/19 vs. LAC | 0 | 0 | 0.0 | 0 | 0 | 0 | 0 | 0.0 | 0 | 0 |
| Totals | 0 | 0 | 0.0 | 0 | 0 | 0 | 0 | 0.0 | 0 | 0 |

86 NICK BOYLE

2015: (BALTIMORE RAVENS – 11/2)

- Registered 153 yards on 18 receptions (8.5 avg.) for the league's No. 8 passing attack (266.9 ypg), which gained a single-season franchise-record 4,271 net passing yards
- Posted 3 catches for 15 yards at Mia. (12/6)
- Gained a career-high 35 receiving yards on 3 receptions vs. Jax. (11/15)...Posted a career-long 25-yard reception on Baltimore's first play from scrimmage
- Caught a QB Joe Flacco pass to convert a 2-point attempt and posted 20 yards on 2 receptions at Ari. (10/26)
- Recorded his first-career NFL start, posting 12 receiving yards on 3 catches for an offense that scored 16 unanswered points in the 23-20 come-from-behind, OT victory at Pit. (10/1)...Secured a key 7-yard reception to convert a first down on fourth-and-1 on a drive that ended in a K Justin Tucker FG in the fourth quarter

— COLLEGE —

- Played in 41 games (36 starts) at Delaware, catching 101 passes for 984 yards (9.7 avg.) and 12 TDs...Became the all-time leader among TEs for receptions and ranked No. 2 in receiving yards and TDs
- Posted 37 catches for 304 yards and 4 TDs as a senior in 2014, earning first-team All-CAA and second-team (The Sports Network) and third-team (Beyond Sports Network) All-America recognition
- Majored in economics

— HIGH SCHOOL —

- Prepped at High Point Regional (Sussex, NJ) HS, where he was a three-year starter on both sides of the ball
- Earned first-team All-Conference honors on defense as a senior, posting a single-season school record 10 sacks
- Was also an All-Conference selection in basketball, serving as a three-year starter and team captain



REGULAR SEASON

| Year | Team | GP | GS | RECEIVING | | | | | RUSHING | | | | | |
|---------------|-----------|-----------|-----------|-----------|------------|------------|-----------|----------|----------|----------|----------|----------|----------|----------|
| | | | | No. | Yards | Avg. | LG | TD | No. | Yards | Avg. | LG | TD | |
| 2015 | Baltimore | 11 | 2 | 18 | 153 | 8.5 | 25 | 0 | 0 | 0 | 0 | 0 | 0 | 0 |
| 2016 | Baltimore | 6 | 0 | 6 | 44 | 7.3 | 20 | 0 | 0 | 0 | 0 | 0 | 0 | 0 |
| 2017 | Baltimore | 15 | 11 | 28 | 203 | 7.3 | 16 | 0 | 0 | 0 | 0 | 0 | 0 | 0 |
| 2018 | Baltimore | 16 | 13 | 23 | 213 | 9.3 | 25 | 0 | 0 | 0 | 0 | 0 | 0 | 0 |
| Totals | | 48 | 26 | 75 | 613 | 8.2 | 25 | 0 | 0 | 0 | 0 | 0 | 0 | 0 |

SPECIAL TEAMS TACKLES (3): 2016 (2); 2018 (1)

CAREER SINGLE-GAME HIGHS [REGULAR SEASON]

RECEIVING

Receptions:
5 (10/1/17 vs. Pit.)

Yardage:
40 (9/9/18 vs. Buf.)

Long Gain:

25 2 times (last 9/9/18 vs. Buf.)

Touchdowns:
None

RUSHING

Carries:
None

Yardage:
None

Long Gain:

None

Touchdowns:
None

Additional Statistics: Caught a Joe Flacco pass to convert a 2-point attempt vs. Chi. (10/15/17) and at Ari. (10/26/15); Also posted a 10-yard KOR at Den. (9/13/15)

POSTSEASON

| Year | Team | GP | GS | RECEIVING | | | | | RUSHING | | | | | |
|---------------|-----------|----------|----------|-----------|----------|------------|----------|----------|----------|----------|----------|----------|----------|----------|
| | | | | No. | Yards | Avg. | LG | TD | No. | Yards | Avg. | LG | TD | |
| 2018 | Baltimore | 1 | 0 | 0 | 0 | 0.0 | 0 | 0 | 0 | 0 | 0 | 0 | 0 | 0 |
| Totals | | 1 | 0 | 0 | 0 | 0.0 | 0 | 0 | 0 | 0 | 0 | 0 | 0 | 0 |

86 NICK BOYLE



— BOYLE'S COMMUNITY IMPACT —

- Attended the Ravens 14th annual Holiday Helpers event at Target to shop for gifts with Baltimore youth in need (2018)
- Continued to promote the NFL and Ravens' PLAY 60 initiative by participating in the PLAY 60 Caravan at Rodgers Forge Elementary School (2018)
- Alongside teammates, participated as a celebrity bowler in Anthony Levine Sr.'s Celebrity Bowling Night to benefit his 4every1 Foundation (2018)
- Participated in the Players Philanthropy Fund's Second Annual Beltway Boards & Brews Cornhole Tournament at the Baltimore Museum of Industry (2018)
- Participated in Special Olympics Maryland's Howard County Inspiration Walk (2018)
- Supported the NFL and Ravens' PLAY 60 initiative, the movement for a more active generation, by participating in the team's PLAY 60 All Abilities Clinic with over 100 athletes from Special Olympics Maryland (2017-18)
- Joined teammates and Ravens staff members to renovate Mary Ann Winterling Elementary School in downtown Baltimore (2017)
- Joined teammates as a celebrity shopper during former player Benjamin Watson's Big BENefit Holiday Shopping Event (2017)
- Joined teammates to sign autographs and play games during the Ravens' A Purple Evening, the team's annual event dedicated to female fans (2017)
- Supported the Cecil County Special Olympics by attending the Pine Grove Inn's annual chili cook-off (2016)
- Attended the Goodwill Gridiron Halloween party to benefit Goodwill Industries of the Chesapeake (2015)

M&T BANK STADIUM FIRSTS

M&T Bank Stadium opened to kick off the 1998 season, when the Ravens played their first game on Sept. 6 vs. the Steelers.

| EVENT | OPPONENT | DATE | SCORE |
|--|---------------------|---------|-----------------|
| First Win | Cincinnati Bengals | 9/27/98 | 31-24, Ravens |
| First Loss | Pittsburgh Steelers | 9/6/98 | 20-13, Steelers |
| First Passing TD (Jermaine Lewis from Eric Zeier, 64 Yards - fourth quarter) | Pittsburgh Steelers | 9/6/98 | 20-13, Steelers |
| First Rushing TD (Priest Holmes, 3-Yard run - first quarter) | Cincinnati Bengals | 9/27/98 | 31-24, Ravens |
| First Interception (Duane Starks - second quarter) | Pittsburgh Steelers | 9/6/98 | 20-13, Steelers |
| First Field Goal (Matt Stover, 41 yards - first quarter) | Pittsburgh Steelers | 9/6/98 | 20-13, Steelers |
| First Blocked Punt (Ed Reed - second quarter: Den. 16-yard line - Led to a Jamal Lewis TD 3 plays later) | Denver Broncos | 9/30/02 | 34-23, Ravens |





77 BRADLEY BOZEMAN

GUARD / CENTER
6-3 | 317

COLLEGE: ALABAMA HS: HANDLEY (ROANOKE, AL)

BORN: 11/24/94, ROANOKE, AL

EXP. (NFL/RAVENS): 2/2 GP/GS (PLAYOFFS): 14/1 (1/0)



— KEY TRANSACTIONS —

- Bradley Bozeman was selected by the Ravens in the sixth round (215th overall) of the 2018 NFL Draft...Was the third (S DeShon Elliott, 190th, and T Greg Senat, 212th) of Baltimore's three picks in the round

— CAREER HIGHLIGHTS —

- In 2018, helped the Ravens produce the NFL's No. 2 rushing attack, totaling 2,441 yards (152.6 ypg)...Marked the second-most rushing yards in franchise single-season history
- Played 28 snaps at LG, seeing relief for G/T James Hurst, as part of an offensive line that helped pave the way for 242 rushing yards in the 20-12 win vs. TB (12/16)... Baltimore became the first team since 1976 (Steelers) to rush for at least 190 yards in five-consecutive games
- Made his first-career start at LG for an O-line that helped the offense record 351 total yards vs. NO (10/21)...Filled in for an injured G/T Alex Lewis (neck)

— PERSONAL —

- Made headlines after Alabama's 2017 National Championship win by proposing to his wife, Nikki, on the field...Bozeman and Nikki were married in March 2019
- The couple launched the Bradley and Nikki Bozeman Foundation, which works with at-risk children and their families with a focus on the dangers of childhood bullying, aiming to reinforce the importance of respect and standing up for others in vulnerable positions
- Graduated with a degree in exercise & sport science and is pursuing a master's in sports business management

— SEASON RECAPS —

2018: (BALTIMORE RAVENS – 14/1, 1/0)

- Helped the Ravens produce the NFL's No. 2 rushing attack, totaling 2,441 yards (152.6 ypg)...Marked the second-most rushing yards in franchise single-season history
- Played 28 snaps at LG, seeing relief for G/T James Hurst, as part of an offensive line that helped pave the way for 242 rushing yards in the 20-12 win vs. TB (12/16)... Baltimore became the first team since 1976 (Steelers) to rush for at least 190 yards in five-consecutive games
- Made his first-career start at LG for an O-line that helped the offense record 351 total yards vs. NO (10/21)...Filled in for an injured Alex Lewis (neck)

- Played 17 snaps at LG, seeing relief for an injured G/T Alex Lewis (neck), in the 21-0 win at Ten. (10/14)...Helped the Ravens' line to not allow a sack of QB Joe Flacco
- In his first-career NFL game, played 7 snaps on special teams and 25 snaps on offense, seeing relief for RG Marshal Yanda in the 47-3 season-opening win vs. Buf. (9/9)

— COLLEGE —

- Appeared in 53 career games (31 starts) in five seasons at Alabama, starting at center for his last two years...Alabama finished 64-7 during his playing career (2014-17), and won two national championships (2015, 2017)
- Anchored a unit that was a finalist for the Joe Moore Award (Most Outstanding O-Line) in 2016 and 2017
- Blocked for 17 100-yard rushers in 31 career starts
- As a team captain in 2017, earned first-team *Associated Press* All-SEC honors.
- Named second-team All-American and second-team All-SEC for the 2017 season

— HIGH SCHOOL —

- Prepped at Handley (Roanoke, AL) HS, where he was a four-star offensive lineman and rated the No. 14 overall player in the state of Alabama and the No. 26 offensive tackle nationally by *Rivals.com*
- Was rated No. 7 overall on the final *AL.com* A-List
- Earned first-team 3A All-State honors from the Alabama Sports Writers Association as a junior in 2011



— BOZEMAN'S COMMUNITY IMPACT —

- Joined teammates to sign autographs and play games during the Ravens' A Purple Evening, the team's annual event dedicated to female fans (2018)
- In 2018, launched the Bradley and Nikki Bozeman Foundation, which seeks to make a difference in the lives of at-risk children and their families, with a focus on the dangers of childhood bullying
- Hosted anti-bullying assemblies at various Baltimore schools (2018)
- Joined Ravens alumni and teammates during former player Jameel McClain's 53 Families Thanksgiving event to serve a warm meal to families in need (2018)
- Participated in the team's KaBoom! community playground build in the Douglass Homes neighborhood alongside teammates, staff and volunteers (2018)



78 ORLANDO BROWN JR.

TACKLE
6-8 | 355

COLLEGE: OKLAHOMA **HS:** PEACHTREE RIDGE (SUWANEE, GA)

BORN: 5/2/96, DULUTH, GA

EXP. (NFL/RAVENS): 2/2 **GP/GS (PLAYOFFS):** 16/10 (1/1)



— KEY TRANSACTIONS —

- Orlando Brown Jr. was selected by the Ravens in the third round (83rd overall) of the 2018 NFL Draft...Was the first of Baltimore's two picks in the round (Oklahoma teammate TE Mark Andrews, 86th)

— CAREER HIGHLIGHTS —

- In 2018, started 10 games, helping the Ravens produce the NFL's No. 2 rushing attack, totaling 2,441 yards (152.6 ypg)...Marked the second-most rushing yards in franchise single-season history...Baltimore also tallied a single-season team-record 5,999 total net yards
- The Ravens' rushing attack gained a season-high 296 yards in the 26-24 win vs. Cle. (12/30/18)...Marked the third-most rushing yards in franchise single-game history
- Part of an O-line that helped pave the way for 242 rushing yards in the 20-12 win vs. TB (12/16/18)...Baltimore became the first team since 1976 (Steelers) to rush for at least 190 yards in five-consecutive games
- Started at RT for an O-line that helped produce the sixth-most rushing yards (267) in franchise history in the 24-21 win vs. Cin. (11/18/18)...Marked the first time in NFL history that a team had a *rookie* QB (Lamar Jackson, 119) and RB (Gus Edwards, 115) each surpass 100 rushing yards in a game
- Made his first-career start at RT for an O-line that helped the offense record 351 total yards vs. NO (10/21/18)... Filled in for an injured James Hurst (back)

— PERSONAL —

- Late father, Orlando "Zeus" Brown Sr., was a starting tackle for the Cleveland Browns (1993-95, 1999) and Baltimore Ravens (1996-98, 2003-06)... "Zeus" started 119 of 129 contests during his career
- Brown Jr. wears a bandana during every game in memory of his father, who had a bandana in his equipment bag the night he passed away
- Cites former Oklahoma lineman Jammal Brown, the 2004 Outland Trophy winner and No. 13-overall draft pick in 2005, as a mentor
- Is close friends with Ravens' 2019 fourth-round pick G Ben Powers...Brown Jr. was at Powers' draft party when the Ravens selected him
- Was high school teammates with WR Joe Horn Jr. at Peachtree Ridge (Suwanee, GA)
- Majored in human relations at Oklahoma

— SEASON RECAPS —

2018: (BALTIMORE RAVENS – 16/10, 1/1)

- Started 10 games as a rookie, helping the Ravens produce the NFL's No. 2 rushing attack, totaling 2,441 yards (152.6 ypg)...Marked the second-most rushing yards in franchise single-season history...Baltimore also tallied a single-season team-record 5,999 total net yards
- The Ravens' rushing attack gained a season-high 296 yards in the 26-24 win vs. Cle. (12/30)...Marked the third-most rushing yards in franchise single-game history
- Protected QB Lamar Jackson, allowing him to complete 12 of 22 passes for a career-high 204 yards and 1 TD (101.3 QB rating) in the 22-10 win at LAC (12/22)
- Part of an O-line that helped pave the way for 242 rushing yards in the 20-12 win vs. TB (12/16)...Baltimore became the first team since 1976 (Steelers) to rush for at least 190 yards in five-consecutive games
- Part of an offensive line that helped the Ravens' rushing attack gain 194 yards at KC (12/9)...Baltimore became the first team since 2003 (Denver) to rush for at least 190 yards in four-consecutive games
- Started at RT for an offensive line that helped the Ravens produce 207 rushing yards in the 26-16 win at Atl. (12/2)... Marked the first time in franchise history Baltimore rushed for at least 200 yards in three-consecutive games
- Started at RT for an O-line that helped Baltimore's offense rack up 416 yards, including 242 on the ground, in the 34-17 win vs. Oak. (11/25)...Marked the fourth time in franchise history the Ravens produced back-to-back 200-yard rushing games
- Started at RT for an O-line that helped produce the sixth-most rushing yards (267) in franchise history in the 24-21 win vs. Cin. (11/18)...Marked the first time in NFL history that a team had a *rookie* QB (Lamar Jackson, 119) and RB (Gus Edwards, 115) each surpass 100 rushing yards in a game
- Made his first-career start at RT for an O-line that helped the offense record 351 total yards vs. NO (10/21)...Filled in for an injured G/T James Hurst (back)
- In his first-career NFL game, played 7 snaps on special teams and 25 snaps on offense, seeing relief for RT James Hurst in the 47-3 season-opening win vs. Buf. (9/9)

78 ORLANDO BROWN JR.



— COLLEGE —

- Was named back-to-back Big 12 Offensive Lineman of the Year (2016, 2017) and was the first sophomore and the second Sooner (Jon Cooper, 2008) to earn the accolade
- Part of an O-line that helped protect QB Baker Mayfield, the No. 1 overall draft pick in 2018, during the signal-caller's Heisman Trophy-winning campaign (2017)
- In 2017, named a unanimous first-team All-American by the AFCA, AP, FWAA, *The Sporting News* and Walter Camp, as well as an Outland Trophy finalist (2017)
- Earned back-to-back Big 12 Offensive Lineman of the Year honors (2016 & 2017)
- Named a *The Sporting News* freshman All-American (2015)

— HIGH SCHOOL —

- Prepped at Peachtree Ridge (Suwanee, GA) HS, where he was rated a three-star lineman by ESPN, 247Sports, *Scout.com* and *Rivals.com* and was ranked No. 35 among the 2013 ESPNU top O-linemen
- Was named second-team All-USA by *USA Today* in 2013

— NOTE THE QUOTES —

"I've always liked the kid's approach. He has a good, positive attitude every single day. He just needs to keep his head down and grind, just keep grinding. I like what I see; he's doing good things."

— G Marshal Yanda

"He's been nothing but what we expected, and more. He really loves football, he's really smart, and he's really tough. He understands the value of working on technique. He's a big, strong guy, and his technique has gotten better every day. He's only going to continue to get better, and that's a pretty good, high bar for us. He has a great future."

— Head Coach John Harbaugh

ALWAYS MORE.
NEVER LESS.



— BROWN JR.'S COMMUNITY IMPACT —

- Attended the Ravens' annual Beach Bash fan convention in Ocean City, MD (2019)
- Attended the "Help Bag Hunger" event as a guest at the ShopRite in Timonium (2018)
- Joined teammates to sign autographs and play games during the Ravens' A Purple Evening, the team's annual event dedicated to female fans (2018)
- Distributed coats and warm weather gear to residents at the annual Helping Up Mission coat distribution (2018)
- Helped promote the NFL and Ravens' PLAY 60 initiative by participating in the PLAY 60 Caravan at Fort Garrison Elementary School (2018)
- Teamed up with the Ravens and Verizon Wireless to "Pass it Forward" by surprising customers at Safeway with gift cards (2018)
- Attended Jimmy Seafood's "Shrimp & Gifts" event as a celebrity shopper (2018)
- Participated in the team's KaBoom! community playground build in the Douglass Homes neighborhood alongside teammates, Ravens staff and volunteers (2018)



26 MAURICE CANADY

CORNERBACK
6-1 | 193

COLLEGE: VIRGINIA **HS:** VARINA (HENRICO, VA)
BORN: 5/26/94, RICHMOND, VA
EXP. (NFL/RAVENS): 4/4 **GP/GS (PLAYOFFS):** 19/2 (1/0)



— KEY TRANSACTIONS —

- Activated to the 53-man roster on 11/24/18 after being placed on Injured Reserve (thigh) on 9/17/18
- Activated to the 53-man roster on 11/3/17 after being placed on Injured Reserve (knee) on 9/4/17
- Placed on Injured Reserve (thigh) on 10/6/16
- Was selected by the Ravens in the sixth round (209th overall) of the 2016 NFL Draft

— CAREER HIGHLIGHTS —

- Entering 2019, has recorded 26 tackles (21 solo), 1 PD and 8 special teams tackles
- Earned a “game ball” after recording a PD on fourth down to halt the Colts’ potential game-winning drive in the 23-16 victory vs. Ind. (12/23/17)
- Registered 6 solo tackles in the 27-10 win at Cle. (12/17/17)
- Posted his first-career tackle in a 23-0 win at GB (11/19/17)
- Recorded 2 special teams tackles in his rookie season in 2016, finishing the season on Injured Reserve after suffering a thigh injury
- Posted his first-career special teams tackle in a 25-20, come-from-behind win at Cle. (9/18/16)

— PERSONAL —

- Majored in African-American studies at Virginia
- Is a big fan of basketball and NASCAR...Met Dale Earnhardt Jr. at a race event
- **Last name is pronounced: CAN-uh-dee**

— SEASON RECAPS —

2018: (BALTIMORE RAVENS – 7/0, 1/0)

- Spent games 3-10 on Injured Reserve (thigh), returning in game 11...Saw action primarily on special teams, posting 3 ST tackles
- Saw 21 snaps on special teams in the 34-17 win vs. Oak. (11/25)...Activated from Injured Reserve on 11/24
- Placed on Injured Reserve (thigh) on 9/17
- Tallied 2 special teams tackles in the 47-3 season-opening win vs. Buf. (9/9)

2017: (BALTIMORE RAVENS – 8/2)

- Registered a career-best 24 tackles (19 solo) and 1 PD for a unit that led the league in both takeaways (34) and INTs (22) and finished ranked 12th overall (325.1 ypg)
- Produced a career-best 8 tackles (7 solo) vs. Cin. (12/31)

- Earned a game ball after recording a PD (the first of his career) on fourth down to halt the Colts’ potential game-winning drive in the 23-16 victory vs. Ind. (12/23)
- Recorded 6 tackles for a defense that produced 4 takeaways and held the Browns to 146 passing yards in a 27-10 win at Cle. (12/17)
- Produced 5 tackles and 1 PD from scrimmage in a 44-20 victory vs. Det. (12/3)
- Tallied 2 ST tackles and 2 tackles from scrimmage for a defense that produced 3 turnovers and permitted 66 rushing yards in a 23-16 win vs. Hou. (11/27)
- Activated to the 53-man roster from IR on 11/3

2016: (BALTIMORE RAVENS – 4/0)

- Appeared in four games in his rookie season, registering 2 special teams tackles prior to being placed on Injured Reserve (thigh) on 10/6
- Saw action on special teams and posted his first-career ST tackle in a 25-20, come-from-behind win at Cle. (9/18)
- Competed on special teams in his first-career NFL game in the 13-7 season-opening victory vs. Buf. (9/11)

— COLLEGE —

- Played in 44 games at Virginia (34 starts), recording 148 tackles (102 solo), 2 sacks (-28 yards), 6.5 TFL (-44 yards), 5 INTs (108 return yards - 1 TD), 29 PD, 4 FFs and 1 FR
- Also recorded 5 PRs for 126 yards in his career, including a 74-yard PR TD as a senior in 2015
- Named second-team All-ACC in 2014 after recording 37 tackles (23 solo), 1.5 TFL, 3 INTs (returned 69 yards, 1 for a TD), a career-high 12 PD and 1 FF
- In 2012, twice earned ACC Defensive Player of the Week honors (11/5 and 11/12) and *College Sports Madness* ACC Defensive Player of the Week (11/5)

— HIGH SCHOOL —

- Prepped at Varina (Henrico, VA) HS, where he played CB, WR and QB for the football team
- Was a team captain his senior year (2011), recording 704 passing yards, 1,090 rushing yards and 280 receiving yards... Also had 10 PD and 1 INT, which he returned for a TD
- Named 2011 first-team All-Capital District, All-Central Region utility and the Offensive Player of the Year

26 MAURICE CANADY

2018

GAME-BY-GAME DEFENSE

RAVENS

| Date/Opp. | TT | Solo | Asst. | Sacks | INT | PD | FF | FR |
|----------------|----------|----------|----------|-----------------------------|------------|----------|----------|----------|
| 9/9 vs. Buf. | 2 | 2 | 0 | 0-0 | 0-0 | 0 | 0 | 0 |
| 9/13 @ Cin. | | | | INACTIVE - THIGH | | | | |
| 9/23 vs. Den. | | | | INJURED RESERVE - THIGH | | | | |
| 9/30 @ Pit. | | | | INJURED RESERVE - THIGH | | | | |
| 10/7 @ Cle. | | | | INJURED RESERVE - THIGH | | | | |
| 10/14 @ Ten. | | | | INJURED RESERVE - THIGH | | | | |
| 10/21 vs. NO | | | | INJURED RESERVE - THIGH | | | | |
| 10/28 @ Car. | | | | INJURED RESERVE - THIGH | | | | |
| 11/4 vs. Pit. | | | | INJURED RESERVE - THIGH | | | | |
| 11/18 vs. Cin. | | | | INJURED RESERVE - THIGH | | | | |
| 11/25 vs. Oak. | | | | SAW ACTION ON SPECIAL TEAMS | | | | |
| 12/2 @ Atl. | | | | SAW ACTION ON SPECIAL TEAMS | | | | |
| 12/9 @ KC | | | | SAW ACTION ON SPECIAL TEAMS | | | | |
| 12/16 vs. TB | | | | SAW ACTION ON SPECIAL TEAMS | | | | |
| 12/22 @ LAC | | | | SAW ACTION ON SPECIAL TEAMS | | | | |
| 12/30 vs. Cle. | | | | SAW ACTION ON SPECIAL TEAMS | | | | |
| Totals | 2 | 2 | 0 | 0-0 | 0-0 | 0 | 0 | 0 |

Playoffs

| | | | | | | | | |
|----------------|----------|----------|----------|-----------------------------|------------|----------|----------|----------|
| 1/6/19 vs. LAC | | | | SAW ACTION ON SPECIAL TEAMS | | | | |
| Totals | 0 | 0 | 0 | 0-0 | 0-0 | 0 | 0 | 0 |



Maurice Canady earned a game ball (above) after recording a PD (the first of his career) on fourth down to halt the Colts' potential game-winning drive in the 23-16 victory vs. Ind. (12/23/17).

REGULAR SEASON

| Year | Team | GP | GS | TACKLES | | | SACKS | | INTERCEPTIONS | | | | FUMBLES | | | | |
|---------------|-----------|-----------|----------|-----------|-----------|----------|------------|------------|---------------|----------|----------|----------|----------|----------|----------|----------|---|
| | | | | TT | Solo | Asst. | No. | Yards | No. | Yards | LG | TD | PD | FF | FR | Yards | |
| 2016 | Baltimore | 4 | 0 | 0 | 0 | 0 | 0.0 | 0.0 | 0 | 0 | 0 | 0 | 0 | 0 | 0 | 0 | 0 |
| 2017 | Baltimore | 8 | 2 | 24 | 19 | 5 | 0.0 | 0.0 | 0 | 0 | 0 | 0 | 1 | 0 | 0 | 0 | |
| 2018 | Baltimore | 7 | 0 | 2 | 2 | 0 | 0.0 | 0.0 | 0 | 0 | 0 | 0 | 0 | 0 | 0 | 0 | |
| Totals | | 19 | 2 | 26 | 21 | 5 | 0.0 | 0.0 | 0 | 0 | 0 | 0 | 1 | 0 | 0 | 0 | |

SPECIAL TEAMS TACKLES (8): 2016 (2); 2017 (3); 2018 (3)

CAREER SINGLE-GAME HIGHS [REGULAR SEASON]

| | | |
|--|--|-----------------------------------|
| Total Tackles: 8 (12/31/17 vs. Cin.) | INTs: None | Forced Fumbles: None |
| Solo Tackles: 7 (12/31/17 vs. Cin.) | Passes Defensed: 1 (12/23/17 vs. Ind.) | Fumble Recoveries: None |

Additional Statistics: Recovered a fumble on a punt return vs. Det. (12/3/17)

POSTSEASON

| Year | Team | GP | GS | TACKLES | | | SACKS | | INTERCEPTIONS | | | | FUMBLES | | | |
|---------------|-----------|----------|----------|----------|----------|----------|------------|------------|---------------|----------|----------|----------|----------|----------|----------|----------|
| | | | | TT | Solo | Asst. | No. | Yards | No. | Yards | LG | TD | PD | FF | FR | Yards |
| 2018 | Baltimore | 1 | 0 | 0 | 0 | 0 | 0.0 | 0.0 | 0 | 0 | 0 | 0 | 0 | 0 | 0 | 0 |
| Totals | | 1 | 0 | 0 | 0 | 0 | 0.0 | 0.0 | 0 | 0 | 0 | 0 | 0 | 0 | 0 | 0 |



— CANADY'S COMMUNITY IMPACT —

- Joined teammates at Matthew Judon's Karaoke and Lip Sync Party to benefit 10/91 Foundation (2018)
- Helped promote PLAY 60, the NFL movement for an active generation, by visiting with students during an assembly at Summit Park Elementary School (2017) and by participating in the team's PLAY 60 Festival with 300 children from various Baltimore City after-school programs at Patterson Park UTZ Twardowicz Field (2016)
- Supports teammates' charitable endeavors, including Anthony Levine Sr.'s Celebrity Bowling fundraiser (2017) and former player Lardarius Webb's Celebrity Softball Game (2016-17)
- Joined the 2016 rookie class at the Helping Up Mission men's shelter in Baltimore City, visiting with and serving lunch to residents



24 BRANDON CARR

CORNERBACK
6-0 | 210

COLLEGE: GRAND VALLEY STATE **HS:** CARMAN-AINSWORTH (FLINT, MI)

BORN: 5/19/86, FLINT, MI

EXP. (NFL/RAVENS): 12/3 **GP/GS (PLAYOFFS):** 176/176 (5/5)



— KEY TRANSACTIONS —

- Signed with the Ravens as an UFA (Dal.) on 3/20/17
- Signed with Dallas as an UFA (KC) on 3/14/12
- Originally selected by Kansas City in the fifth round (140th overall) of the 2008 NFL Draft

— HONORS —

- Ravens Walter Payton Man of The Year (2018)
- Cowboys Walter Payton Man of The Year (2014, 2015)
- NFC Defensive Player of the Week (Week 15, 2012)
- *USA Today's* All-Joe Rookie Team (2008)

— CAREER HIGHLIGHTS —

- Entering 2019, owns 652 tackles (566 solo), 21 INTs (2 returned for TDs), 132 PD, 6 FRs, 1 sack and 1 FF
- Starting every game since entering the NFL in 2008, Carr's 176-consecutive starts rank as the NFL's longest active streak among all defenders (entering 2019)
- Carr's 176-consecutive starts rank second (Philip Rivers, 208) among all active NFL players (entering 2019)
- Carr's 132 PD rank fourth among active NFL players since he was drafted in 2008 (entering 2019)
- In 2016, posted 61 tackles (53 solo), 1 INT and 9 PD, helping the Cowboys produce a 13-3 record and earn a No. 1 overall seed in the NFC playoffs
- In his debut season with the Cowboys in 2012, registered 53 tackles, 10 PD and 3 INTs, including a theft returned 47 yards for a TD
- Posted a league-leading 25 PD in 2010 for the Chiefs
- Earned a spot on *USA Today's* All-Joe Rookie team after starting all 16 games and registering 73 tackles (70 solo), 2 INTs and 6 PD in his first NFL season (2008)

— PERSONAL —

- Established his own foundation, Carr Cares, in 2012, which is geared towards improving child literacy
- Regularly visits schools in Baltimore to read to students... Acted as "Principal For A Day" at Glenmount Elementary... Also takes part in the "Tackle Reading" initiative
- Married his wife, Shatory, in May 2014, and the couple has a daughter, Sidney, and a son, Austin
- Given the nickname "Iron Horse" while in Kansas City because of his durability
- Listens to a gospel music mix to get himself pumped up on gameday

— SEASON RECAPS —

2018: (BALTIMORE RAVENS – 16/16, 1/1)

- Started all 16 games for the 11th-consecutive season, posting 45 tackles (39 solo), 11 PD and 2 INTs for the league's No. 1 overall (292.9 ypg) and No. 2 scoring (17.9 ppg) defense
- Registered 5 tackles (4 solo) for a defense that limited the Chargers to just 243 total yards in the Wild Card vs. LAC (1/6/19)
- Snagged his second INT of the season on the Chargers' first play from scrimmage in the 22-10 win at LAC (12/22)... Also recorded 2 tackles for a defense that limited the Chargers to a season-low 198 total yards
- Posted 4 solo tackles in the 26-16 win at Atl. (12/2), helping limit the Falcons to just 97 passing yards and 131 overall, which are the fewest by an Atlanta offense since 1999 (105 at SF)
- Produced an acrobatic PD in the third quarter, helping the Ravens hold the Bengals to 255 total yards – including 48 rushing – in the 24-21 win vs. Cin. (11/18)
- Posted 3 solo tackles and 2 PD for a defense that allowed the Steelers just 47 total yards in the second half in the 26-14 win at Pit. (9/30)...Pittsburgh was also just 2-of-12 (17%) on third down
- Returned his 20th-career INT 32 yards to the 1-yard line, which set up a TD drive in the third quarter of the 47-3 season-opening win vs. Buf. (9/9)...Also notched 3 tackles and 3 PD for a defense that limited the Bills to just 153 yards of offense

2017: (BALTIMORE RAVENS – 16/16)

- Started all 16 games for the 10th-consecutive season, finishing with 56 tackles (50 solo), a team-leading 12 PD and a career-high-tying 4 INTs for a unit that led the league in both takeaways (34) and interceptions (22)
- Registered 4 tackles and notched his fourth INT of the season for a defense that produced 4 takeaways and held the Browns to 146 passing yards in the 27-10 victory at Cle. (12/17)
- Produced 3 tackles for a defense that forced 5 turnovers, registered 6 sacks and posted its third shutout of the season in a 23-0 win at GB (11/19)...It marked just the third time in franchise history the Ravens recorded 6 sacks and forced 5 turnovers
- Recorded a team-leading 7 tackles for a defense that posted a shutout and allowed a season-low 196 yards in a 40-0 win vs. Mia. (10/26)
- Posted 6 tackles and 1 INT (33-yard return) at Min. (10/22)

24 BRANDON CARR

- Started his 150th-career game vs. Chi. (10/15)
- Produced his second INT of the season and posted a game-high 4 PD as a part of a unit that forced 5 turnovers (4 INTs and 1 FR) for the second-consecutive game in a 24-10 win vs. Cle. (9/17)
- Started his 145th-consecutive contest and returned a QB Andy Dalton INT 20 yards in his first game as a Raven...Also tallied 2 tackles for a defense that forced 5 turnovers (4 INTs and 1 FR) and posted the 11th shutout in franchise history in the 20-0, season-opening victory at Cin. (9/10)

2016: (DALLAS COWBOYS – 16/16, 1/1)

- Started all 16 games for the ninth-consecutive season, finishing with 61 tackles (53 solo), 1 INT and 9 PD, helping the Cowboys produce a 13-3 record and earn the No. 1 overall seed in the NFC playoffs
- Notched a season-best 8 tackles (6 solo) at Min. (12/1)
- Recorded a team-high 7 solo stops and tallied 1 PD in the 29-23 OT win vs. Phi. (10/30)
- Totaled 4 tackles and 1 PD in a 42-21 win vs. Det. (12/26)
- Intercepted QB Eli Manning and produced 2 tackles vs. NYG (9/11)

2015: (DALLAS COWBOYS – 16/16)

- Recorded a career-high 76 tackles (60 solo), 6 PD and 1 FR for the NFL's fifth-ranked pass defense (227.0 ypg)
- Totaled 6 tackles, 1 PD and 1 FR at Buf. (12/27)
- Registered a team-best 7 solo stops at NYG (10/25)
- Tallied a season-high-tying 8 tackles (6 solo) vs. Atl. (9/27)
- Produced 5 solo stops and held WR Odell Beckham Jr. to 44 receiving yards in the season-opening win vs. NYG (9/13)

2014: (DALLAS COWBOYS – 16/16, 2/2)

- Totaled 54 tackles, 7 PD and his first-career sack, helping the Cowboys capture the NFC East Division title
- Started both postseason contests, finishing third (tied) on the team with 9 tackles and 1 PD
- Notched 5 solo stops and 1 sack (-7 yards) at Jax. (11/9)
- Led the team with 8 tackles and 1 PD in a 20-17 OT victory vs. Hou. (10/5)
- Started in his 100th-consecutive contest, finishing with 4 tackles and adding 1 FR vs. NO (9/28)

2013: (DALLAS COWBOYS – 16/16)

- Finished fourth on the team with 71 tackles and tied for first with 12 PD, adding 3 INTs (1 returned for a TD) and 1 FR
- Registered a crucial fourth-quarter INT in a 31-24 victory at Oak. (11/28)
- Netted a career-high-tying 9 tackles and 1 FR at Det. (10/27)
- Tallied 4 stops, 2 PD and 1 INT for a defense that held the Eagles to 3 points and 209 passing yards at Phi. (10/20)

- Posted a season-best 3 PD, adding 6 tackles vs. Was. (10/13)
- Returned a QB Eli Manning INT 49 yards for a TD with under two minutes remaining in the fourth quarter to help clinch a 36-31 win vs. NYG (9/8)

2012: (DALLAS COWBOYS – 16/16)

- In his first season with the Cowboys, totaled 53 tackles and led Dallas in PD (10), INTs (3) and INT yards (120)
- Earned NFC Defensive Player of the Week Honors when he intercepted QB Ben Roethlisberger and tallied a season-high 3 PD vs. Pit. (12/16)
- Returned an INT 37 yards in the fourth quarter to set up RB Demarco Murray's game-winning TD in a 20-19 win at Cin. (12/9)
- Produced his first-career score on a 47-yard interception return and added 4 solo tackles at Phi. (11/11)

2011: (KANSAS CITY CHIEFS – 16/16)

- Established a career-high with a team-leading 4 INTs and recorded 45 tackles and 15 PD for the league's sixth-ranked passing defense (201.3 ypg)
- Posted 2 tackles, 2 PD and 1 INT for a defense that gave up just 60 total passing yards at Den. (1/1/17)
- Notched 1 INT for a defense that recorded 7 sacks and allowed just 88 net yards passing at Chi. (12/4)
- Netted 2 PD and 1 INT for a defense that posted a shutout (28-0) and tallied 6 total INTs at Oak. (10/23)
- Posted 2 stops and intercepted QB Donovan McNabb in a 22-17 win vs. Min. (10/2)

2010: (KANSAS CITY CHIEFS – 16/16 1/1)

- Posted a league-leading and career-high 25 PD, adding 57 tackles, 1 INT and 1 FR...Carr's 25 PD ranked as the fourth most (tied, Dominique Rodgers-Cromartie) a player has recorded in a single season since he entered the NFL (2008)
- Produced 3 tackles in his playoff debut in the AFC Wild Card matchup vs. Bal. (1/9)
- Recorded 5 tackles, 1 PD and 1 FR vs. Oak. (1/2/11)
- Had 2 tackles, 3 PD and 1 theft in a 34-14 win vs. Ten. (12/26)
- Notched a career-high 5 PD for a secondary that gave up just 86 net passing yards vs. Den. (12/5)
- Tallied 8 stops (7 solo) and 1 PD at Ind. (10/10)
- Netted 2 tackles, 1 FR and 3 PD in the 21-14 season-opening victory vs. SD (9/13)

2009: (KANSAS CITY CHIEFS – 16/16)

- Registered 61 tackles (56 solo), 1 INT (returned for 31 yards), 1 FF and 2 FRs, while his 19 PD tied (Leigh Bodden and Mike Jenkins) for the NFL's sixth most
- Recorded 3 tackles, 2 PD and 1 INT for a defense that allowed just 66 yards passing vs. Cle. (12/20)
- Tallied 5 stops (4 solo), 1 FF and 1 FR vs. Buf. (12/13)

24 BRANDON CARR

- Finished second on the team with 8 tackles (all solo) in the 27-24 OT win vs. Pit. (11/22)
- Posted 4 solo tackles and a season-best (tied) 3 PD at NYG (10/4)

2008: (KANSAS CITY CHIEFS – 16/16)

- Named to *USA Today's* All-Joe Rookie Team (players who are critical to their team, but don't receive Pro Bowl nods) after totaling 73 tackles (70 solo), 2 INTs, 6 PD and 2 FRs
- Produced 5 tackles, 1 PD and a 35-yard interception return vs. TB (11/2)
- Notched his first-career INT, which he returned for 32 yards, and posted 2 stops, 3 PD and 1 FR vs. Den. (9/28)
- Finished with a team and career-high (since tied) 9 tackles at Atl. (9/21)
- Registered 3 tackles and 1 FR in his NFL debut at NE (9/7)

2018

GAME-BY-GAME DEFENSE

RAVENS

| Date/Opp. | TT | Solo | Asst. | Sacks | INT | PD | FF | FR |
|-----------------|-----------|-----------|----------|------------|-------------|-----------|----------|----------|
| 9/9 vs. Buf. | 3 | 3 | 0 | 0-0 | 1-32 | 3 | 0 | 0 |
| 9/13 @ Cin. | 3 | 2 | 1 | 0-0 | 0-0 | 1 | 0 | 0 |
| 9/23 vs. Den. | 6 | 5 | 1 | 0-0 | 0-0 | 0 | 0 | 0 |
| 9/30 @ Pit. | 3 | 3 | 0 | 0-0 | 0-0 | 2 | 0 | 0 |
| 10/7 @ Cle. | 1 | 1 | 0 | 0-0 | 0-0 | 1 | 0 | 0 |
| 10/14 @ Ten. | 3 | 3 | 0 | 0-0 | 0-0 | 0 | 0 | 0 |
| 10/21 vs. NO | 2 | 2 | 0 | 0-0 | 0-0 | 1 | 0 | 0 |
| 10/28 @ Car. | 2 | 2 | 0 | 0-0 | 0-0 | 0 | 0 | 0 |
| 11/4 vs. Pit. | 6 | 5 | 1 | 0-0 | 0-0 | 0 | 0 | 0 |
| 11/18 vs. Cin. | 0 | 0 | 0 | 0-0 | 0-0 | 1 | 0 | 0 |
| 11/25 vs. Oak. | 2 | 2 | 0 | 0-0 | 0-0 | 0 | 0 | 0 |
| 12/2 @ Atl. | 4 | 4 | 0 | 0-0 | 0-0 | 0 | 0 | 0 |
| 12/9 @ KC | 5 | 4 | 1 | 0-0 | 0-0 | 0 | 0 | 0 |
| 12/16 vs. TB | 0 | 0 | 0 | 0-0 | 0-0 | 1 | 0 | 0 |
| 12/22 @ LAC | 2 | 1 | 1 | 0-0 | 1-(-6) | 1 | 0 | 0 |
| 12/30 vs. Cle. | 3 | 2 | 1 | 0-0 | 0-0 | 0 | 0 | 0 |
| Totals | 45 | 39 | 6 | 0-0 | 2-26 | 11 | 0 | 0 |
| Playoffs | | | | | | | | |
| 1/6/19 vs. LAC | 5 | 4 | 1 | 0-0 | 0-0 | 0 | 0 | 0 |
| Totals | 5 | 4 | 1 | 0-0 | 0-0 | 0 | 0 | 0 |

REGULAR SEASON

| Year | Team | GP | GS | TACKLES | | | SACKS | | INTERCEPTIONS | | | | FUMBLES | | | |
|---------------|-------------|------------|------------|------------|------------|-----------|------------|------------|---------------|------------|------------|----------|------------|----------|----------|-----------|
| | | | | TT | Solo | Asst. | No. | Yards | No. | Yards | LG | TD | PD | FF | FR | Yards |
| 2008 | Kansas City | 16 | 16 | 73 | 70 | 3 | 0.0 | 0.0 | 2 | 67 | 35 | 0 | 6 | 0 | 2 | 17 |
| 2009 | Kansas City | 16 | 16 | 61 | 56 | 5 | 0.0 | 0.0 | 1 | 31 | 31 | 0 | 19 | 1 | 1 | 0 |
| 2010 | Kansas City | 16 | 16 | 57 | 46 | 11 | 0.0 | 0.0 | 1 | 0 | 0 | 0 | #25 | 0 | 1 | 23 |
| 2011 | Kansas City | 16 | 16 | 45 | 39 | 6 | 0.0 | 0.0 | *4 | 17 | 14 | 0 | 15 | 0 | 0 | 0 |
| 2012 | Dallas | 16 | 16 | 53 | 48 | 5 | 0.0 | 0.0 | *3 | *120 | 47t | 1 | *10 | 0 | 0 | 0 |
| 2013 | Dallas | 16 | 16 | 71 | 60 | 11 | 0.0 | 0.0 | 3 | 49 | 49t | 1 | *12 | 0 | 1 | 21 |
| 2014 | Dallas | 16 | 16 | 54 | 45 | 9 | 1.0 | 7.0 | 0 | 0 | 0 | 0 | 7 | 0 | 0 | 0 |
| 2015 | Dallas | 16 | 16 | 76 | 60 | 16 | 0.0 | 0.0 | 0 | 0 | 0 | 0 | 6 | 0 | 1 | 5 |
| 2016 | Dallas | 16 | 16 | 61 | 53 | 8 | 0.0 | 0.0 | 1 | 0 | 0 | 0 | 9 | 0 | 0 | 0 |
| 2017 | Baltimore | 16 | 16 | 56 | 50 | 6 | 0.0 | 0.0 | 4 | 57 | 33 | 0 | *12 | 0 | 0 | 0 |
| 2018 | Baltimore | 16 | 16 | 45 | 39 | 6 | 0.0 | 0.0 | 2 | 26 | 32 | 0 | 11 | 0 | 0 | 0 |
| Totals | | 176 | 176 | 652 | 566 | 86 | 1.0 | 7.0 | 21 | 367 | 49t | 2 | 132 | 1 | 6 | 66 |

*LED TEAM # LED NFL

SPECIAL TEAMS TACKLES (1): 2009 (1)

CAREER SINGLE-GAME HIGHS [REGULAR SEASON]

Total Tackles:

9 2 times (last: 10/27/13 at Det.)

Solo Tackles:

9 (9/21/08 at Atl.)

Sacks:

1 (11/9/14 at Jax.)

INTs:

1 21 times (last: 12/22/18 at LAC)

Passes Defensed:

5 (12/5/10 vs. Den.)

Forced Fumbles:

1 (12/13/09 vs. Buf.)

Fumble Recoveries:

1 (12/27/15 at Buf.)

POSTSEASON

| Year | Team | GP | GS | TACKLES | | | SACKS | | INTERCEPTIONS | | | | FUMBLES | | | | |
|---------------|-------------|----------|----------|-----------|-----------|----------|------------|------------|---------------|----------|----------|----------|----------|----------|----------|----------|----------|
| | | | | TT | Solo | Asst. | No. | Yards | No. | Yards | LG | TD | PD | FF | FR | Yards | |
| 2010 | Kansas City | 1 | 1 | 3 | 3 | 0 | 0.0 | 0.0 | 0 | 0 | 0 | 0 | 0 | 0 | 0 | 0 | 0 |
| 2014 | Dallas | 2 | 2 | 9 | 9 | 0 | 0.0 | 0.0 | 0 | 0 | 0 | 0 | 1 | 0 | 0 | 0 | 0 |
| 2016 | Dallas | 1 | 1 | 3 | 3 | 0 | 0.0 | 0.0 | 0 | 0 | 0 | 0 | 0 | 0 | 0 | 0 | 0 |
| 2018 | Baltimore | 1 | 1 | 5 | 4 | 1 | 0.0 | 0.0 | 0 | 0 | 0 | 0 | 0 | 0 | 0 | 0 | 0 |
| Totals | | 5 | 5 | 20 | 19 | 1 | 0.0 | 0.0 | 0 | 0 | 0 | 0 | 1 | 0 | 0 | 0 | 0 |

24 BRANDON CARR

— COLLEGE —

- Compiled a 50-4 record and won two NCAA Division II titles in his four seasons at Grand Valley State, appearing in 49 games (42 starts) and recording 206 tackles, 11 INTs (1 returned for a TD), 39 PD and 2 FRs
- Earned first-team All-American honors from the *NFL Draft Report* and second-team All-American honors from the *Associated Press* as a senior after finishing with 45 tackles, 2 INTs and a team-high 13 PD...Also named the All-Great Lakes Intercollegiate Defensive Back of the Year and received first-team All-Conference accolades
- As a junior, posted 71 tackles and team highs in PD (15) and INTs (6), earning first-team All-GLIAC and first-team All-American honors...Helped the Lakers capture their second-consecutive Division II national championship
- Earned first-team All-GLIAC after helping lead Grand Valley State to a Division II national title as a sophomore in 2005... Recorded 78 tackles, 3 INTs (1 returned for a TD) and 9 PD
- Saw action in eight contests as a true freshman in 2004, finishing the season with 12 tackles and 2 PD

— HIGH SCHOOL —

- Prepped at Carman-Ainsworth (Flint, MI) HS, where he earned All-Conference honors as a cornerback
- Recorded 53 tackles and 2 INTs on defense as a senior, while posting 24 catches for 431 yards and 4 TDs as a WR
- Also lettered in basketball



CARR IS THE IRON HORSE

Entering 2019, **CB Brandon Carr's** 176-consecutive starts rank as the NFL's longest active streak among defensive players, and they stand second overall among all NFL players.

NFL CONSECUTIVE GAMES STARTED / CURRENT STREAKS

| Rk. | Player | Games |
|-----|-------------------------------|------------|
| 1. | QB Philip Rivers (LAC) | 208 |
| 2. | CB Brandon Carr (Bal.) | 176 |
| 3. | S Glover Quin (FA) | 148 |
| 4. | QB Matt Ryan (Atl.) | 147 |
| 5. | Three Players | 128 |

CARR A STANDOUT VET

BALTIMORE INTERCEPTIONS (Since Carr's 2017 Ravens Arrival)

| Rk. | Player | INTs |
|-----|---------------------------|----------|
| 1. | Brandon Carr | 6 |
| | Eric Weddle | 6 |
| 3. | Jimmy Smith | 5 |
| 4. | Marlon Humphrey | 4 |
| 5. | C.J. Mosley | 3 |

MOST NFL PASSES DEFENSED (Since 2008)

| Rk. | Player | PD |
|-----|---------------------------|------------|
| 1. | Johnathan Joseph | 146 |
| 2. | Brent Grimes | 140 |
| | Tramon Williams | 140 |
| 4. | Brandon Carr | 132 |
| 5. | Aqib Talib | 123 |

Quick Hit: Carr's 12 PD ranked No. 1 on the team in 2017.




24 BRANDON CARR



— CARR'S COMMUNITY IMPACT —

- Established in 2012, the Carr Cares Foundation focuses on educational enrichment and literacy initiatives, in addition to physical fitness and nutrition education for youth... Started the Carr Cares Reading Buddy Program to develop positive, one-to-one mentoring relationships with students, encouraging them to value literacy programs and activities in and out of the school environment
- Participated in the Ravens' Signature Project with M&T Bank to renovate the facility and visit with children at the Webster Kendrick Boys & Girls Club in Baltimore (2019)
- Hosted his Elite Football and Cheerleading Camp for youth in his hometown of Flint, MI (2014-19)
- Presented the All-Star Charity Comedy Jam to benefit local early childhood education in Flint, MI (2018-19)
- Received the Inspiration to Youth Award from Pop Warner Little Scholars for his performance on the field and his commitment to bettering his community (2019)
- Presented awards and spoke at Colgate Bright Smiles' National Children's Dental Health Month Awards, recognizing students whose projects best promoted healthy habits (2019)
- Sponsored and hosted the 14th Annual Holiday Helpers shopping event at Target, to help deserving Baltimore Students buy gifts for themselves and their families (2018)
- His Carr Cares Foundation partnered with EVERFI, Inc. to provide students at Glenmount Elementary school with health and wellness education (2017-18)
- Acted as a reading partner at a Reading Partners event at Liberty Elementary School (2018)
- Partnered with the National Breast Cancer Foundation to facilitate a HOPE Kit stuffing at the Under Armour Performance Center – Kits were then sent to breast cancer patients at Johns Hopkins and Medstar Union Memorial Hospital (2018)
- Participated in the Ravens' Sip' N Paint event for breast cancer survivors and those undergoing treatment (2018)
- Promoted youth literacy by reading to students at Glenmount Elementary many times throughout the season (2018)
- Hosted the Brandon Carr Football Camp and Bowling event in Flint, Michigan (2018)
- Appeared as a guest speaker at the Ravens' new mentorship program, Flock Above (2018)
- Participated in the team's KaBoom! community playground build in the Douglass Homes neighborhood alongside teammates, Ravens staff and volunteers (2018)
- Participated in the Players Philanthropy Fund's Beltway Boards & Brews Cornhole Tournament at the Baltimore Museum of Industry (2018)
- Visited students at Roots and Branches Elementary School to read books and promote youth literacy (2017)
- Served as the "Principal for a Day" and read to students at Glenmount Elementary School (2017)
- Joined teammates to sign autographs and play games during the Ravens' A Purple Evening, the team's annual event dedicated to female fans (2017-18)
- Donated \$110,000 to support children and their families affected by the water crisis in his hometown of Flint, MI
- Consistent supporter of the NFL's PLAY 60 campaign and encourages youth to be active for at least 60 minutes a day through various PLAY 60 events
- Served as a voice for domestic violence awareness following the deaths of former Chiefs teammate and friend Jovan Belcher and his girlfriend Kasandra Perkins
- Supports former and current teammates' charitable efforts including Matthew Judon's Karaoke Lip Sync Party, Tony Jefferson's "Shop with A Jock" Holiday Event, Anthony Levine Sr.'s Celebrity Bowling event, Benjamin Watson's Big BENefit Holiday shopping event and former Raven Lardarius Webb's Thanksgiving Turkey Distribution (2017, 2018)





36 CHUCK CLARK

SAFETY
6-0 | 205

COLLEGE: VIRGINIA TECH **HS:** KING'S FORK (SUFFOLK, VA)
BORN: 4/19/95, PHILADELPHIA, PA
EXP. (NFL/RAVENS): 3/3 **GP/GS (PLAYOFFS):** 31/1 (1/0)



— KEY TRANSACTIONS —

- Chuck Clark was selected by the Ravens in the sixth round (186th overall) of the 2017 NFL Draft

— CAREER HIGHLIGHTS —

- Returned his first-career INT 5 yards, helping set up a game-tying TD drive in the third quarter at KC (12/9/18)
- Posted a career-best 2 tackles from scrimmage vs. Cin. (12/31/17)
- Recorded his first-career special teams tackle in a 24-10 win vs. Cle. (9/17/17)

— PERSONAL —

- Looked up to NFL safeties Sean Taylor and Brian Dawkins when he was younger...One of his favorite current players is Tyrann Mathieu
- Blueberry pancakes and blueberry donuts are two of his favorite foods
- Following football, would like to pursue a career working to help guide and counsel troubled teens
- Graduated with a human development degree and minor in sociology from Virginia Tech

— NOTE THE QUOTE —

“Chuck is extremely smart. He can line everybody up, he can manage the defense, and on top of that, he’s a great athlete. He has every attribute to become a great player in this league.”

— Secondary Coach Chris Hewitt

— SEASON RECAPS —

2018: (BALTIMORE RAVENS – 16/1, 1/0)

- Finished second on the team with 8 special teams tackles...Also tallied 14 tackles from scrimmage, 1 PD and 1 INT for the league’s No. 1 overall (292.9 ypg) and No. 2 scoring (17.9 ppg) defense
- Returned his first-career INT 5 yards, helping set up a game-tying TD drive in the third quarter at KC (12/9)...Also posted 4 tackles (2 solo)
- In his first-career start, recorded 4 tackles (3 solo) in the 26-16 win at Atl. (12/2), helping limit the Falcons to just 97 passing yards and 131 overall
- Posted 3 tackles (2 solo) for a defense that limited the Raiders to 249 total yards in the 34-17 victory vs. Oak. (11/25)...Oakland was also 3-of-13 (23%) on third down...Saw action for 27 snaps on defense, replacing injured S Tony Jefferson (ankle)
- Played 22 snaps on special teams and recorded 1 solo tackle for a defense that held the Broncos to just 173 passing yards in the 27-14 win vs. Den. (9/23)

2017: (BALTIMORE RAVENS – 15/0)

- Produced 8 special teams tackles, 5 tackles from scrimmage (all solo) and 2 PD for a unit that led the league in both takeaways (34) and interceptions (22)
- Recorded a career-best 2 tackles from scrimmage vs. Cin. (12/31)
- Notched his first-career special teams tackle in a 24-10 win vs. Cle. (9/17)
- In his first-career game, saw action on special teams and for a defense that forced 5 turnovers (4 INTs and 1 FR) and posted the 11th shutout in franchise history in the 20-0, season-opening victory at Cin. (9/10)

— CLARK’S COMMUNITY IMPACT —

- Attended the Ravens 14th Annual Holiday Helpers event at Target to shop for gifts with Baltimore youth in need (2018)
- Helped promote PLAY 60, the NFL movement for an active generation, by participating in the PLAY 60 Caravan at Rodgers Forge Elementary School (2018), Hometown Huddle, a day of play at the UA House in downtown Baltimore (2018) and an assembly at Sudbrook Middle School (2017)
- Helped build HOPE kits with teammate Brandon Carr at the Under Armour Performance Center, which were sent to breast cancer patients at Johns Hopkins and Medstar Union Memorial Hospital (2018)
- Joined the 2017 rookie class at the Helping Up Mission men’s shelter in Baltimore City, visiting with and serving dinner to residents (2017)
- Supports teammates’ charitable endeavors, including Matthew Judon’s Karaoke and Lip Sync Party, Tony Jefferson’s “Shop With A Jock” Holiday Shopping Event and Anthony Levine Sr.’s Celebrity Bowling fundraiser (2018), in addition to director of player engagement Jameel McClain’s 53 Families Thanksgiving event (2017-18)



36 CHUCK CLARK

— COLLEGE —

- Finished third on the team with 94 total tackles, adding 2 PD and 1 FF en route to earning first-team All-ACC honors by *Pro Football Focus* and honorable mention All-ACC honors by ACSMA
- As a junior, tallied a career-high 107 tackles (65 solo), including 3 TFL and 1 sack...Added 1 INT, 9 PD and 1 FR
- Produced 22 tackles from scrimmage as a true freshman... Selected to the All-ACC Academic Team

— HIGH SCHOOL —

- Prepped at King's Fork (Suffolk, VA) HS, where he was tabbed second-team All-State as a senior (2012) and garnered first-team All-Region, All-District and All-Tidewater honors as a junior and senior...Was named the Southeastern District Defensive Player of the Year both his junior and senior seasons
- As a senior, tallied 57 tackles and 4 INTs (3 returned for TDs)...Also returned 6 punts for 188 yards and 1 TD... Recorded 58 tackles and 5 FRs as a junior, in addition to rushing for 788 yards and 6 TDs

2018

GAME-BY-GAME DEFENSE

RAVENS

| Date/Opp. | TT | Solo | Asst. | Sacks | INT | PD | FF | FR |
|-----------------|-----------------------------|-----------|----------|------------|------------|----------|----------|----------|
| 9/9 vs. Buf. | 0 | 0 | 0 | 0-0 | 0-0 | 0 | 0 | 0 |
| 9/13 @ Cin. | 0 | 0 | 0 | 0-0 | 0-0 | 0 | 0 | 0 |
| 9/23 vs. Den. | 1 | 1 | 0 | 0-0 | 0-0 | 0 | 0 | 0 |
| 9/30 @ Pit. | 0 | 0 | 0 | 0-0 | 0-0 | 0 | 0 | 0 |
| 10/7 @ Cle. | 0 | 0 | 0 | 0-0 | 0-0 | 0 | 0 | 0 |
| 10/14 @ Ten. | 1 | 1 | 0 | 0-0 | 0-0 | 0 | 0 | 0 |
| 10/21 vs. NO | SAW ACTION ON SPECIAL TEAMS | | | | | | | |
| 10/28 @ Car. | 0 | 0 | 0 | 0-0 | 0-0 | 0 | 0 | 0 |
| 11/4 vs. Pit. | 0 | 0 | 0 | 0-0 | 0-0 | 0 | 0 | 0 |
| 11/18 vs. Cin. | 1 | 1 | 0 | 0-0 | 0-0 | 0 | 0 | 0 |
| 11/25 vs. Oak. | 3 | 2 | 1 | 0-0 | 0-0 | 0 | 0 | 0 |
| 12/2 @ Atl. | 4 | 3 | 1 | 0-0 | 0-0 | 0 | 0 | 0 |
| 12/9 @ KC | 4 | 2 | 2 | 0-0 | 1-5 | 1 | 0 | 0 |
| 12/16 vs. TB | 0 | 0 | 0 | 0-0 | 0-0 | 0 | 0 | 0 |
| 12/22 @ LAC | SAW ACTION ON SPECIAL TEAMS | | | | | | | |
| 12/30 vs. Cle. | SAW ACTION ON SPECIAL TEAMS | | | | | | | |
| Totals | 14 | 10 | 4 | 0-0 | 1-5 | 1 | 0 | 0 |
| Playoffs | | | | | | | | |
| 1/6/19 vs. LAC | 0 | 0 | 0 | 0-0 | 0-0 | 0 | 0 | 0 |
| Totals | 0 | 0 | 0 | 0-0 | 0-0 | 0 | 0 | 0 |



REGULAR SEASON

| Year | Team | GP | GS | TACKLES | | | SACKS | | INTERCEPTIONS | | | | | FUMBLES | | |
|---------------|-----------|-----------|----------|-----------|-----------|----------|------------|------------|---------------|----------|----------|----------|----------|----------|----------|----------|
| | | | | TT | Solo | Asst. | No. | Yards | No. | Yards | LG | TD | PD | FF | FR | Yards |
| 2017 | Baltimore | 15 | 0 | 5 | 5 | 0 | 0.0 | 0.0 | 0 | 0 | 0 | 0 | 2 | 0 | 0 | 0 |
| 2018 | Baltimore | 16 | 1 | 14 | 10 | 4 | 0.0 | 0.0 | 1 | 5 | 5 | 0 | 1 | 0 | 0 | 0 |
| Totals | | 31 | 1 | 19 | 15 | 4 | 0.0 | 0.0 | 1 | 5 | 5 | 0 | 3 | 0 | 0 | 0 |

SPECIAL TEAMS TACKLES (16): 2017 (8); 2018 (8)

CAREER SINGLE-GAME HIGHS [REGULAR SEASON]

Total Tackles:

4 2 times (last: 12/9/18 at KC)

Solo Tackles:

3 (12/2/18 at Atl.)

Sacks:

None

INTs:

1 (12/9/18 at KC)

Passes Defensed:

1 3 times (last: 12/9/18 at KC)

Forced Fumbles:

None

Fumble Recoveries:

None

POSTSEASON

| Year | Team | GP | GS | TACKLES | | | SACKS | | INTERCEPTIONS | | | | | FUMBLES | | |
|---------------|-----------|----------|----------|----------|----------|----------|------------|------------|---------------|----------|----------|----------|----------|----------|----------|----------|
| | | | | TT | Solo | Asst. | No. | Yards | No. | Yards | LG | TD | PD | FF | FR | Yards |
| 2018 | Baltimore | 1 | 0 | 0 | 0 | 0 | 0.0 | 0.0 | 0 | 0 | 0 | 0 | 0 | 0 | 0 | 0 |
| Totals | | 1 | 0 | 0 | 0 | 0 | 0.0 | 0.0 | 0 | 0 | 0 | 0 | 0 | 0 | 0 | 0 |



46

LONG SNAPPER
6-4 | 235



MORGAN COX

COLLEGE: TENNESSEE **HS:** EVANGELICAL CHRISTIAN (MEMPHIS, TN)

BORN: 4/26/86, COLLIERVILLE, TN

EXP. (NFL/RAVENS): 10/10 **GP/GS (PLAYOFFS):** 134/0 (7/0)



— KEY TRANSACTIONS —

- Re-signed with the Ravens on 3/9/16
- Re-signed with the Ravens on 3/17/15
- Re-signed with the Ravens on 3/12/13
- Originally signed with the Ravens as a RFA on 5/6/10

— HONORS —

- Two-time Pro Bowler (2015 & 2016 as a “need” player)
- Earned the team’s Ed Block Courage Award in 2011 after returning from an ACL injury suffered in 2010

— CAREER HIGHLIGHTS —

- Snaps for K Justin Tucker, the most accurate kicker in NFL history (237-of-263, 90.1%), and P Sam Koch, the Ravens’ record-holder in punts (1,006), yards (45,596), gross average (45.3) and net average (39.5)
- In 2017, handled all snapping duties, helping P Sam Koch place a league-leading 40 punts inside the 20 and K Justin Tucker earn *Associated Press* second-team All-Pro honors after connecting on 34 of 37 FGAs
- Played a significant role in K Justin Tucker earning Pro Bowl and All-Pro honors in 2016...Cox snapped on all of Tucker’s kicks, helping him score a single-season team-record 141 points by connecting on 38 of 39 FGs
- Cox and P Sam Koch each earned their first-career Pro Bowl invites in 2015...Cox snapped on all 74 punts
- Helped Tucker become the fastest kicker in NFL history to reach 500 points (60 games) and 100 FGM (50 games)
- Helped Tucker become the fastest pure kicker in league history to reach 900 career points (107 games)

— PERSONAL —

- March 7, 2013 was proclaimed “Morgan Cox Day” in his hometown of Collierville, TN
- Wife, Lauren, is an actress and has appeared in Baltimore-filmed TV shows “House of Cards” and “Veep” and on the drama “To-Do”
- Morgan and Lauren have two sons – Daniel (2) and Jonah (newborn)

— SEASON RECAPS —

2018: (BALTIMORE RAVENS – 16/0, 1/0)

- Snapped on 65 punts, 36 PATs and 39 FGAs, helping the Ravens once again produce one of the NFL’s top kicking units with P Sam Koch and K Justin Tucker...Tucker earned first-team All-Pro honors
- Also posted 1 special teams tackle on the season

- Snapped on 3 FGM, including a season-long-tying 56-yarder from K Justin Tucker, and recorded 1 special teams tackle in the 22-10 win at LAC (12/22)
- Handled all snapping duties, helping K Justin Tucker connect on all 4 FGAs in the 26-16 win at Atl. (12/2)
- Handled all snapping duties, helping K Justin Tucker connect on all 3 FGAs – including a season-long 56-yarder – in the 24-21 win vs. Cin. (11/18)
- Snapped on 4 FGM from K Justin Tucker in the 26-14 win at Pit. (9/30)
- Snapped on each of K Justin Tucker’s two 52-yard FGs in the 27-14 win vs. Den. (9/23)...Tucker now has six-career games with multiple 50-plus-yard FGs, the most in NFL history
- Handled all snapping duties, helping K Justin Tucker boot a 55-yard FG at Cin. (9/13)
- Snapped on 2 FGM from K Justin Tucker and helped P Sam Koch register 5 punts for 257 yards (51.4 gross avg.), including 3 punts inside the 20, in the 47-3 season-opening win vs. Buf. (9/9)

2017: (BALTIMORE RAVENS – 16/0)

- Snapped on punts and kicks, helping P Sam Koch place a franchise-record and NFL-best 40 punts inside the 20 and K Justin Tucker make 34 of 37 FGAs (91.9 %), tying his franchise record of 141 points
- Handled snapping duties, helping P Sam Koch place 4 punts inside the 20, including 3 punts inside the 5-yard line, in a 27-10 win at Cle. (12/17)
- Snapped on punts, FGAs and PATs, helping P Sam Koch place 5 of 7 punts inside the 20, in a 23-0 win at GB (11/19)
- Snapped on 3 FGM, including a season-long 57-yarder, from K Justin Tucker and recorded 1 special teams tackle at Min. (10/22)
- Handled snapping duties, helping K Justin Tucker connect on 3 FGs and P Sam Koch boot 7 punts for 386 yards (55.0 avg.) vs. Chi. (10/15)...Koch’s 55.0-yard gross average stands as a Ravens’ single-game record
- Snapped on 2 FGM from K Justin Tucker and helped P Sam Koch register 6 punts for 250 yards (41.3 gross avg), including 2 punts inside the 20, in the 20-0 season-opening win at Cin. (9/10)

REGULAR SEASON

SPECIAL TEAMS TACKLES (10): 2010 (2); 2012 (2); 2013 (2), 2016 (2); 2017 (1); 2018 (1)

CAREER SINGLE-GAME HIGHS [REGULAR SEASON]

Total Special Teams Tackles: 1 10 times (last: 12/22/18 at LAC)

46 MORGAN COX

2016: (BALTIMORE RAVENS – 16/0)

- Earned his second-straight Pro Bowl nod after handling all snapping duties and helping K Justin Tucker score a franchise-record 141 points by connecting on 37 of 38 FGAs (lone miss was a block), including 10 of 10 from 50-plus yards...Helped Tucker earn a second Pro Bowl invitation and become a unanimous first-team All-Pro selection
- Appeared in his 100th-career game vs. Phi. (12/18)
- Snapped on 4 FGM from K Justin Tucker, who became the first kicker in NFL history to make 3 FGs of 50-plus yards in the first half of a game (52, 57, & 54 yards), in the 19-14 win vs. Cin. (11/27)...Snapped to P Sam Koch on the last play of the game, in which he helped run the clock down and took a safety to win

2015: (BALTIMORE RAVENS – 16/0)

- Earned first-career Pro Bowl after snapping on 74 punts, 29 PATs and 40 FGAs
- Helped P Sam Koch earn first-career Pro Bowl invite with 46.7 gross and 42.9 net averages
- Snapped on 2 FGM and 1 PAT from K Justin Tucker, who became the fastest kicker in NFL history to reach the 500-point milestone (60 games), at Mia. (12/6)

2014: (BALTIMORE RAVENS – 7/0)

- Saw action in the first seven games of the season, snapping on 21 punts, 19 PATs and 18 FGAs, before tearing his ACL... Placed on Injured Reserve on 10/20
- Snapped on punts, FGAs and PATs before leaving the game with a torn ACL in the 29-7 victory vs. Atl. (10/19)

2013: (BALTIMORE RAVENS – 16/0)

- Snapped on 91 punts, 41 FGAs and 26 PATs, and tied a career high with 2 special teams stops
- Snapped on a franchise-record 6 FGM, including a franchise-record 61-yard game-winner by K Justin Tucker, in the 18-16 victory at Det. (12/16)

2012: (BALTIMORE RAVENS – 16/0, 4/0)

- Tied a career-high 2 special teams tackles while snapping on 83 punts, 42 PATs and 33 FGAs
- Played in all four playoff games, snapping on 16 PATs, 22 punts and 4 FGAs in the Ravens' Super Bowl XLVII title run
- Snapped on a franchise-record 7 PATs, punts and FGAs, and the successful fake FGA that P Sam Koch ran in for a TD in the 55-20 victory vs. Oak. (11/11)

2011: (BALTIMORE RAVENS – 16/0, 2/0)

- Snapped on 73 punts, 40 PATs and 39 FGAs
- Snapped on punts, FGAs and PATs, including a fake that P Sam Koch ran in for a 2-point conversion, in the 35-7 victory vs. Pit. (9/11)

2010: (BALTIMORE RAVENS – 15/0)

- Snapped in 15 games and posted 2 special teams tackles before being placed on Injured Reserve (knee)
- Snapped on 3 punts, both PATs and two FGAs after tearing his ACL in the second quarter at Cle. (12/26)
- Snapped on 6 punts and 1 FGA in NFL debut at NYJ (9/13)

— COLLEGE —

- Played 38 games in three seasons as the Volunteers' primary snapper...Redshirted as a true freshman (2005)
- Snapped on punts and kicks and registered 3 special teams tackles as a senior
- Helped K Daniel Lincoln earn consensus Freshman All-SEC and All-American honors as a sophomore
- Graduated with a degree in accounting

— HIGH SCHOOL —

- Prepped at Evangelical Christian (Memphis, TN) HS, helping guide the Eagles to a State Championship appearance as a senior and the semifinal game as a junior
- Earned All-State honorable mention and the Memphis Commercial Appeal Best of Preps Award as a senior

RAVENS FRANCHISE FIRSTS

| EVENT | OPPONENT | DATE | LOCATION |
|---|---------------------|--------|----------------------|
| First Win | Oakland Raiders | 9/1/96 | Memorial Stadium |
| First Loss | Pittsburgh Steelers | 9/8/96 | Three Rivers Stadium |
| First Reception (Vinny Testaverde to TE Brian Kinchen 27 yards - first quarter) | Oakland Raiders | 9/1/96 | Memorial Stadium |
| First Touchdown (Vinny Testaverde 9-yard run - first quarter) | Oakland Raiders | 9/1/96 | Memorial Stadium |
| First Interception (Ray Lewis - second quarter) | Oakland Raiders | 9/1/96 | Memorial Stadium |
| First Field Goal (Matt Stover, 25 yards - second quarter) | Oakland Raiders | 9/1/96 | Memorial Stadium |

46 MORGAN COX



— COX'S COMMUNITY IMPACT —

- Honored students with perfect attendance with customized t-shirts in partnership with Agape North at KIPP Baltimore Academy in Baltimore City (2018)
- Played an integral part in leading the Ravens' social justice initiatives by participating in the announcement of the HVAC donation from the Players' Social Justice Fund at Lakewood Elementary (2018)
- Alongside teammates, helped distribute shoes to students at Collington Square Elementary/Middle School with Samaritan's Feet (2018)
- Attended the first TeamSmile event in Baltimore, which helps give underserved Baltimore City students free dental care (2018)
- Joined teammates to sign autographs and play games during the Ravens' A Purple Evening, the team's annual event dedicated to female fans (2018)
- Participated in the team's KaBoom! playground build in the Douglass Homes neighborhood alongside teammates, Ravens staff and volunteers (2018)...Also helped refurbish a Boys & Girls Club in Northwest Baltimore (2019)
- Participated in a police ride along with law enforcement officials in West Baltimore to meet with local youth and discuss topics surrounding social justice (2017)
- Competed in the Players Philanthropy Fund (PPF) Celebrity Cornhole Challenge fundraiser (2017-18)
- Joined teammates in serving as a celebrity shopper at the Ravens annual Holiday Helpers event at Target to shop for holiday gifts with Baltimore youth in need (2014-15, 2017-18)
- Helped distribute coats and cold-weather gear to residents at the annual Helping Up Mission coat distribution (2017)
- Visited with patients unable to go home for the holidays at Medstar Union Memorial Hospital (2015)
- Joined Ravens alumni and teammates during Jameel McClain's 53 Families Thanksgiving event to serve a warm meal to families in need (2017-18) and served 500 hot meals to homeless Baltimore men at former player Bart Scott's annual Helping Up Mission Thanksgiving dinner (2015)
- Consistently supports programs benefitting the wellbeing of animals...Participated in the fourth annual Pawject Runway show at Royal Farms Arena benefitting BARCS Animal Shelter in Baltimore (2016), joined teammates to host a Photos with Santa event at the Downtown Dog Resort to benefit the Baltimore Animal Rescue and Care Shelter (2015) and was an honorary participant in the Maryland SPCA annual March for Animals (2014)
- Teamed up with the Ravens, United Way of Central Maryland, Verizon Wireless and EverFi to launch the NFL's Character Playbook Initiative that teaches students the necessary skills to help cultivate character and maintain healthy relationships (2016)
- Participated in the Ravens' Sip' N Paint event for breast cancer survivors and patients (2015)
- Helped promote PLAY 60, the NFL movement for an active generation by participating in a PLAY 60 assembly at Runnymede Elementary (2015)...Hosted a Fuel Up to PLAY 60 school visit at his old elementary school in his hometown in Tennessee (2014)...Participated in a PLAY 60/Project ACES Kickoff Event at Piney Ridge Elementary School (2014)
- Consistently supports programs benefitting the military...Stuffed holiday care packages for USO service members and their families (2017), participated in a workout alongside members of the Wounded Warrior Project at the Under Armour Performance Center (2015), served a holiday dinner to homeless veterans at the Maryland Center for Veterans Education and Training (MCVET) facility (2014), and joined teammates at BWI Thurgood Marshall Airport to distribute t-shirts, sign autographs and welcome home troops who had been serving overseas (2013)
- Represented the team, alongside Ravens president Dick Cass, at the Opening Ceremony for the City Springs Community Athletic Complex (2014)
- Participated in the Ravens Foundation Habitat for Humanity home build in Washington Village (2013)
- Consistently supports team and teammates' charitable endeavors, including the Goodwill Gridiron Halloween party to benefit Goodwill Industries of the Chesapeake, the Ravens annual Hometown Huddle TEAM Challenge, the Ravens annual GamePlanEarth initiatives, and former teammates Benjamin Watson's Big BENefit Holiday Shopping Event, Lardarius Webb's Charity Softball Game and Steve Smith Sr.'s Charity Fashion Show
- Was the Ravens 2011 Ed Block Courage Award recipient for his courage on and off the field



30 KENNETH DIXON

RUNNING BACK
5-10 | 228

COLLEGE: LOUISIANA TECH **HS:** STRONG (AR)

BORN: 1/21/94, EL DORADO, AR

EXP. (NFL/RAVENS): 4/4 **GP/GS (PLAYOFFS):** 18/0 (1/0)



— KEY TRANSACTIONS —

- Activated from Injured Reserve on 12/1/18...Placed on Injured Reserve (knee) on 9/12/18
- Spent 2017 on Injured Reserve (knee) after getting hurt while training during the summer on his own
- Was selected by the Ravens in the fourth round (134th overall) of the 2016 NFL Draft...Dixon was the fifth player taken by Baltimore in the fourth round

— CAREER HIGHLIGHTS —

- In six games in 2018, tallied 333 rushing yards and 2 TDs on 60 carries for the NFL's second-ranked rushing attack (152.6 ypg)
- Produced a career-high 117 rushing yards on 12 carries vs. Cle. (12/30/18)
- As a rookie in 2016, recorded 382 rushing yards and 2 TDs on 88 carries and totaled 30 receptions for 162 yards
- Posted 81 yards from scrimmage (42 receiving, 39 rushing) and scored his first-career receiving TD at NE (12/12/16)
- Recorded his first-career rushing TD on a 16-yard score in a 27-26 victory vs. Phi. (12/18/16)

— PERSONAL —

- From the small town of Strong, AR, which has a population of 558 people
- Was a general studies major at Louisiana Tech
- Has a daughter (Kyleigh, 4)
- Prepped at Strong (AR) HS, where he was named Arkansas' "Mr. Football" as a senior in 2011

— SEASON RECAPS —

2018: (BALTIMORE RAVENS – 6/0, 1/0)

- Posted 333 rushing yards and 2 TDs on 60 carries for the NFL's second-ranked rushing attack (152.6 ypg)...Baltimore finished with the second-most rushing yards (2,441) in franchise single-season history (2003: 2,674)
- Registered a career-high 117 yards on 12 attempts (9.8 avg.) in the 26-24 win vs. Cle. (12/30)...The Ravens' 296 yards on the ground set a season high and stand as the third most in franchise single-game history...Marked Dixon's first-career 100-yard rushing performance
- Had 8 carries for a then-career-high 59 yards and a TD at KC (12/9), contributing to the Ravens' 194 rushing yards
- Produced 8 carries for 37 yards in the 26-16 win at Atl. (12/2), helping the Ravens rush for 207 yards...Marked the first time in franchise history Baltimore rushed for at least

200 yards in three-consecutive games...Activated from Injured Reserve on 12/1

- Was placed on Injured Reserve (knee) on 9/12
- Led the team with 13 carries for 44 yards and 1 rushing TD in the 47-3 season-opening win vs. Buf. (9/9)...Left the game in the fourth quarter after sustaining an injury

2017: (BALTIMORE RAVENS – 0/0, INJURED RESERVE)

- Spent the entire 2017 season on Injured Reserve (knee) after getting hurt while training during the summer

2016: (BALTIMORE RAVENS – 12/0)

- Posted 382 rushing yards and 2 TDs on 88 carries and 162 receiving yards and 1 TD on 30 receptions (5.4 avg.)...Dixon played in the final 12 games after missing the first four contests with a knee injury
- Carried the ball 10 times for 44 yards and 1 TD at Cin. (1/1/17)
- Produced a career-best 57 yards on 12 carries at Pit. (12/25)
- Tallied his first-career rushing TD on a 16-yard score, finishing with 36 yards on 9 carries in the 27-26 victory vs. Phi. (12/18)
- Gained 39 yards on 11 carries and registered a career-high 8 receptions for 42 yards and 1 TD at NE (12/12)
- Gained 80 yards from scrimmage, rushing for 49 yards on 13 carries and posting 5 receptions for 31 yards in the 19-14 victory vs. Cin. (11/27)

— COLLEGE —

- Played in 47 games (38 starts) at Louisiana Tech, where he recorded a school-record 4,480 rushing yards and 72 TDs on 801 carries
- Also posted 88 receptions for 972 yards and 15 TDs

2018

GAME-BY-GAME OFFENSE

| RAVENS | RUSHING | | | | | RECEIVING | | | | |
|-----------------|------------------------|------------|------------|-----------|----------|-----------|-----------|-------------|-----------|----------|
| | Date/Opp. | No. | Yds. | Avg. | LG TD | No. | Yds. | Avg. | LG TD | |
| 9/9 vs. Buf. | 13 | 44 | 3.4 | 15 | 1 | 0 | 0 | 0.0 | 0 | 0 |
| 9/13 @ Cin. | INJURED RESERVE - KNEE | | | | | | | | | |
| 9/23 vs. Den. | INJURED RESERVE - KNEE | | | | | | | | | |
| 9/30 @ Pit. | INJURED RESERVE - KNEE | | | | | | | | | |
| 10/7 @ Cle. | INJURED RESERVE - KNEE | | | | | | | | | |
| 10/14 @ Ten. | INJURED RESERVE - KNEE | | | | | | | | | |
| 10/21 vs. NO | INJURED RESERVE - KNEE | | | | | | | | | |
| 10/28 @ Car. | INJURED RESERVE - KNEE | | | | | | | | | |
| 11/4 vs. Pit. | INJURED RESERVE - KNEE | | | | | | | | | |
| 11/18 vs. Cin. | INJURED RESERVE - KNEE | | | | | | | | | |
| 11/25 vs. Oak. | INJURED RESERVE - KNEE | | | | | | | | | |
| 12/2 @ Atl. | 8 | 37 | 4.6 | 13 | 0 | 1 | 6 | 6.0 | 6 | 0 |
| 12/9 @ KC | 8 | 59 | 7.4 | 15 | 1 | 1 | 21 | 21.0 | 21 | 0 |
| 12/16 vs. TB | 11 | 48 | 4.4 | 17 | 0 | 1 | 2 | 2.0 | 2 | 0 |
| 12/22 @ LAC | 8 | 28 | 3.5 | 19 | 0 | 2 | 20 | 10.0 | 11 | 0 |
| 12/30 vs. Cle. | 12 | 117 | 9.8 | 37 | 0 | 1 | 2 | 2.0 | 2 | 0 |
| Totals | 60 | 333 | 5.6 | 37 | 2 | 6 | 51 | 8.5 | 21 | 0 |
| Playoffs | | | | | | | | | | |
| 1/6/19 vs. LAC | 6 | 13 | 2.2 | 4 | 0 | 3 | 53 | 17.7 | 39 | 0 |
| Totals | 6 | 13 | 2.2 | 4 | 0 | 3 | 53 | 17.7 | 39 | 0 |

30 KENNETH DIXON

- Finished his career with 87 total TDs, the second most in NCAA history behind only Keenan Reynolds (Navy - 88), who was drafted by the Ravens in the sixth round in 2016
- Tied for the NCAA record of games played with a TD (38)... His 72 rushing TDs rank fourth most in NCAA history
- Named first-team All-Conference USA in 2015 and was tabbed three-time first-team All-Louisiana (2012, 2014, 2015)

— HIGH SCHOOL —

- Prepped at Strong (AR) HS, where he lettered in both football and basketball and was named Arkansas' "Mr. Football" in 2011
- Rushed for a state single-season record 3,153 yards and 39 TDs en route to the school's state title run in 2011
- Also participated in track and field and helped lead his basketball team to a district championship as a junior



REGULAR SEASON

| Year | Team | GP | GS | RUSHING | | | | | RECEIVING | | | | |
|---------------|-----------|-----------|----------|------------------------|------------|------------|-----------|----------|-----------|------------|------------|-----------|----------|
| | | | | No. | Yards | Avg. | LG | TD | No. | Yards | Avg. | LG | TD |
| 2016 | Baltimore | 12 | 0 | 88 | 382 | *4.3 | 20 | 2 | 30 | 162 | 5.4 | 16 | 1 |
| 2017 | Baltimore | 0 | 0 | INJURED RESERVE - KNEE | | | | | -- | | | | |
| 2018 | Baltimore | 6 | 0 | 60 | 333 | 5.6 | 37 | 2 | 6 | 51 | 8.5 | 21 | 0 |
| Totals | | 18 | 0 | 148 | 715 | 4.8 | 37 | 4 | 36 | 213 | 5.9 | 21 | 1 |

*LED TEAM

CAREER SINGLE-GAME HIGHS [REGULAR SEASON]

RUSHING

Carries: 13 2 times (last: 9/9/18 vs. Buf.)
Yardage: 117 (12/30/18 vs. Cle.)

Long Gain: 37 (12/30/18 vs. Cle.)
Touchdowns: 1 4 times (last: 12/9/18 at KC)

RECEIVING

Receptions: 8 (12/12/16 at NE)
Yardage: 42 2 times (last: 12/12/16 at NE)

Long Gain: 21 (12/9/18 at KC)
Touchdowns: 1 (12/12/16 at NE)

100-yard Rushing Games: 1 (117 yards, 12/30/18 vs. Cle.)

POSTSEASON

| Year | Team | GP | GS | RUSHING | | | | | RECEIVING | | | | |
|---------------|-----------|----------|----------|----------|-----------|------------|----------|----------|-----------|-----------|-------------|-----------|----------|
| | | | | No. | Yards | Avg. | LG | TD | No. | Yards | Avg. | LG | TD |
| 2018 | Baltimore | 1 | 0 | 6 | 13 | 2.2 | 4 | 0 | 3 | 53 | 17.7 | 39 | 0 |
| Totals | | 1 | 0 | 6 | 13 | 2.2 | 4 | 0 | 3 | 53 | 17.7 | 39 | 0 |



— DIXON'S COMMUNITY IMPACT —

- Joined teammates and Ravens staff members to renovate Mary Ann Winterling Elementary School in downtown Baltimore (2017)
- Supports teammates' charitable endeavors including former player Lardarius Webb's charity softball game (2017)
- Joined the 2016 rookie class at the Helping Up Mission men's shelter in Baltimore City, visiting with and serving lunch to residents



35 GUS EDWARDS

RUNNING BACK
6-1 | 238

COLLEGE: RUTGERS **HS:** TOTTEVILLE (STATEN ISLAND, NY)

BORN: 4/13/95, LIBERIA, AFRICA

EXP. (NFL/RAVENS): 2/2 **GP/GS (PLAYOFFS):** 11/6 (1/1)



— KEY TRANSACTIONS —

- Activated from the Ravens' practice squad on 10/13/18
- Signed to Baltimore's practice squad on 9/2/18
- Signed with Baltimore as a rookie free agent on 5/4/18

— CAREER HIGHLIGHTS —

- In 2018, posted a team-high 718 rushing yards and 2 TDs on 137 carries for the NFL's second-ranked rushing attack (152.6 ypg)...Baltimore finished with the second-most rushing yards (2,441) in franchise single-season history (2003: 2,674)
- In 2018, despite not playing until Week 6, finished fifth in the NFL in rushing yards by a rookie RB (second among undrafted players behind Denver's Phillip Lindsay)
- Rushed for over 100 yards, finishing with 118 on 23 carries (5.1 avg.) in the 34-17 win vs. Oak. (11/25/18)...Became the second rookie in franchise history to have back-to-back 100-yard rushing games (Jamal Lewis, 2000, Weeks 12-13)...Edwards is also the sixth undrafted rookie in the NFL's common draft era to produce 100-plus rushing yards in consecutive games
- Rushed for 115 yards and his first-career TD on 17 carries in the 24-21 win vs. Cin. (11/18/18)...Added a successful 2-point conversion run that tied the score at 21 late in the third quarter...Edwards' 115 rushing yards were the most ever by a Ravens' rookie who signed as an undrafted free agent...Edwards and QB Lamar Jackson (119) became the first *rookie* RB-QB teammates to each rush for 100 yards in a game in NFL history

— PERSONAL —

- Looks up to Ravens S Tony Jefferson, as he too began his career as an undrafted rookie free agent
- Earned a bachelor's degree from Miami, and while at Rutgers, was a graduate student in the adult & continuing education program

— SEASON RECAPS —

2018: (BALTIMORE RAVENS – 11/6, 1/1)

- Posted a team-high 718 rushing yards and 2 TDs on 137 carries for the NFL's second-ranked rushing attack (152.6 ypg)...Baltimore finished with the second-most rushing yards (2,441) in franchise single-season history (2003: 2,674)...Despite not playing until Week 6, finished fifth in the NFL in rushing yards by a rookie running back (second among undrafted players behind Denver's Phillip Lindsay)
- Contributed 76 of the team's 296 rushing yards in the 26-24 win vs. Cle. (12/30)...The 296 yards set a season high and stand as the third most in franchise single-game history

ROOKIE RUNNERS

NFL ROOKIE RUSHING YARDS (2018 Season)

| Rk. | Rookie | Yards |
|-----|------------------------|-------|
| 1. | Saquon Barkley (NYG) | 1,307 |
| 2. | Phillip Lindsay (Den.) | 1,037 |
| 3. | Nick Chubb (Cle.) | 996 |
| 4. | Sony Michel (NE) | 931 |
| 5. | Gus Edwards (Bal.) | 718 |

- Led the team with 92 rushing yards on 14 carries, adding a 13-yard catch, in the 22-10 win at LAC (12/22)...Baltimore rushed for at least 150 yards in the sixth-consecutive game
- Produced a game-high 104 yards on 19 carries in the 20-12 win vs. TB (12/16)...With 242 rushing yards, Baltimore rushed for over 190 yards in its fifth-straight game, marking the NFL's first such occurrence by a team since 1976 (Steelers)
- Recorded 16 carries for 67 yards at KC (12/9), contributing to the Ravens' 194 rushing yards...Baltimore became the first team since 2003 (Denver) to rush for at least 190 yards in four-consecutive games
- Led the team with 21 carries for 82 yards in the 26-16 win at Atl. (12/2), helping the Ravens rush for 207 yards...Marked the first time in franchise history Baltimore rushed for at least 200 yards in three-consecutive games
- For the second-straight week, rushed for over 100 yards, finishing with 118 on 23 carries (5.1 avg.) in the 34-17 win vs. Oak. (11/25)...Became the second rookie in franchise history to have back-to-back 100-yard rushing games (Jamal Lewis, 2000, Weeks 12-13)...Edwards became the sixth undrafted rookie in the NFL's common draft era to produce 100-plus rushing yards in consecutive games
- Rushed for 115 yards and his first-career TD on 17 carries in the 24-21 win vs. Cin. (11/18)...Added a successful 2-point conversion run that tied the score at 21 late in the third quarter...Edwards' 115 rushing yards are the most ever by a Ravens' rookie who signed as an undrafted free agent...Edwards and QB Lamar Jackson (119) became the first *rookie* RB-QB teammates to each rush for 100 yards in a game in NFL history

'GUS THE BUS' KEPT ON ROLLING

In 2018, from Weeks 11-17, Baltimore racked up an NFL-best 1,607 rushing yards. Much of that can be attributed to rookie **RB Gus Edwards** and rookie **QB Lamar Jackson**, who each ranked in the NFL's Top 7 rushing leaders during this span.

RUSHING YARDS / 2018 WEEKS 11-17 / FINAL SEVEN GAMES

| Rk. | Player | Att. | Yards | Avg. | LG | TDs |
|-----|-----------------------------|------------|------------|-------------|-----------|----------|
| 1. | Saquon Barkley (NYG) | 130 | 721 | 5.55 | 78t | 6 |
| 2. | Derrick Henry (Ten.) | 114 | 701 | 6.15 | 99t | 8 |
| 3. | Gus Edwards (Bal.) | 122 | 654 | 5.36 | 43 | 2 |
| | Chris Carson (Sea.) | 136 | 654 | 4.81 | 61 | 7 |
| 5. | Ezekiel Elliott (Dal.) | 136 | 603 | 4.43 | 24 | 2 |
| 6. | Joe Mixon (Cin.) | 121 | 598 | 4.94 | 51 | 4 |
| 7. | Lamar Jackson (Bal.) | 119 | 556 | 4.67 | 39 | 4 |

35 GUS EDWARDS

— COLLEGE —

- Spent the first four years (2013-16) of his career playing for the Miami Hurricanes and then transferred to Rutgers as a fifth-year senior in 2017
- Starting all 12 games at Rutgers in 2017, split the Homer Hazel Award for the team's MVP with Sebastian Joseph... Rushed for 512 yards in conference play, the most by a Scarlet Knight in a season since Rutgers joined the Big Ten Conference
- Saw action in 11 games as a redshirt junior (2016) at Miami, totaling 290 rushing yards and 1 TD on 59 carries
- Received a medical redshirt in 2015 after sustaining a season-ending foot injury

— HIGH SCHOOL —

- Prepped at Tottenville (Staten Island, NY) HS, where he led his team to the playoffs by rushing for 868 yards and 11 TDs as a senior

2018

GAME-BY-GAME OFFENSE

| Date/Opp. | RUSHING | | | | | RECEIVING | | | | |
|-----------------|----------------|------------|------------|-----------|----------|-----------|-----------|-------------|-----------|----------|
| | No. | Yds. | Avg. | LG | TD | No. | Yds. | Avg. | LG | TD |
| 9/9 vs. Buf. | PRACTICE SQUAD | | | | | | | | | |
| 9/13 @ Cin. | PRACTICE SQUAD | | | | | | | | | |
| 9/23 vs. Den. | PRACTICE SQUAD | | | | | | | | | |
| 9/30 @ Pit. | PRACTICE SQUAD | | | | | | | | | |
| 10/7 @ Cle. | PRACTICE SQUAD | | | | | | | | | |
| 10/14 @ Ten. | 10 | 42 | 4.2 | 11 | 0 | 0 | 0 | 0.0 | 0 | 0 |
| 10/21 vs. NO | 2 | 0 | 0.0 | 0 | 0 | 0 | 0 | 0.0 | 0 | 0 |
| 10/28 @ Car. | 2 | 12 | 6.0 | 8 | 0 | 1 | 7 | 7.0 | 7 | 0 |
| 11/4 vs. Pit. | 1 | 10 | 10.0 | 10 | 0 | 0 | 0 | 0.0 | 0 | 0 |
| 11/18 vs. Cin. | 17 | 115 | 6.8 | 17 | 1 | 0 | 0 | 0.0 | 0 | 0 |
| 11/25 vs. Oak. | 23 | 118 | 5.1 | 19 | 0 | 0 | 0 | 0.0 | 0 | 0 |
| 12/2 @ Atl. | 21 | 82 | 3.9 | 9 | 0 | 0 | 0 | 0.0 | 0 | 0 |
| 12/9 @ KC | 16 | 67 | 4.2 | 11 | 0 | 0 | 0 | 0.0 | 0 | 0 |
| 12/16 vs. TB | 19 | 104 | 5.5 | 26 | 1 | 0 | 0 | 0.0 | 0 | 0 |
| 12/22 @ LAC | 14 | 92 | 6.6 | 43 | 0 | 1 | 13 | 13.0 | 13 | 0 |
| 12/30 vs. Cle. | 12 | 76 | 6.3 | 24 | 0 | 0 | 0 | 0.0 | 0 | 0 |
| Totals | 137 | 718 | 5.2 | 43 | 2 | 2 | 20 | 10.0 | 13 | 0 |
| Playoffs | | | | | | | | | | |
| 1/6/19 vs. LAC | 8 | 23 | 2.9 | 5 | 0 | 0 | 0 | 0.0 | 0 | 0 |
| Totals | 8 | 23 | 2.9 | 5 | 0 | 0 | 0 | 0.0 | 0 | 0 |

REGULAR SEASON

| Year | Team | GP | GS | RUSHING | | | | | RECEIVING | | | | |
|---------------|-----------|-----------|----------|------------|------------|------------|-----------|----------|-----------|-----------|-------------|-----------|----------|
| | | | | No. | Yards | Avg. | LG | TD | No. | Yards | Avg. | LG | TD |
| 2018 | Baltimore | 11 | 6 | 137 | 718 | 5.2 | 43 | 2 | 2 | 20 | 10.0 | 13 | 0 |
| Totals | | 11 | 6 | 137 | 718 | 5.2 | 43 | 2 | 2 | 20 | 10.0 | 13 | 0 |

CAREER SINGLE-GAME HIGHS [REGULAR SEASON]

RUSHING

Carries:

23 (11/25/18 vs. Oak.)

Yardage:

118 (11/25/18 vs. Oak.)

Long Gain:

43 (12/22/18 at LAC)

Touchdowns:

1 2 times (last: 12/16/18 vs. TB)

RECEIVING

Receptions:

1 2 times (last: 12/22/18 at LAC)

Yardage:

13 (12/22/18 at LAC)

Long Gain:

13 (12/22/18 at LAC)

Touchdowns:

None

100-yard Rushing Games: 3 (last: 104 yards, 12/16/18 vs. TB)

Additional statistics: Ran the ball in to convert a 2-point attempt vs. Cin. (11/18/18)

POSTSEASON

| Year | Team | GP | GS | RUSHING | | | | | RECEIVING | | | | |
|---------------|-----------|----------|----------|----------|-----------|------------|----------|----------|-----------|----------|------------|----------|----------|
| | | | | No. | Yards | Avg. | LG | TD | No. | Yards | Avg. | LG | TD |
| 2018 | Baltimore | 1 | 1 | 8 | 23 | 2.9 | 5 | 0 | 0 | 0 | 0.0 | 0 | 0 |
| Totals | | 1 | 1 | 8 | 23 | 2.9 | 5 | 0 | 0 | 0 | 0.0 | 0 | 0 |



— EDWARDS' COMMUNITY IMPACT —

- Participated in the Ravens' Hometown Huddle for a day of play at the UA House in downtown Baltimore to promote the Ravens' PLAY 60 message (2018)

RAVENS SET OFFENSIVE MARK

Boasting the NFL's No. 2 ground attack (152.6 ypg) in 2018, the Ravens racked up the most total net yards (5,999) and second-most rushing yards (2,441) in single-season franchise history.

NFL RUSHING YARDS / 2018 SEASON

| Rk. | Team | Att. | Yards | Avg. | TD | YPG |
|-----|-------------------------|------------|--------------|-------------|-----------|--------------|
| 1. | Seattle Seahawks | 534 | 2,560 | 4.79 | 15 | 160.0 |
| 2. | Baltimore Ravens | 547 | 2,441 | 4.46 | 19 | 152.6 |
| 3. | Los Angeles Rams | 459 | 2,231 | 4.86 | 23 | 139.4 |
| 4. | Carolina Panthers | 416 | 2,136 | 5.13 | 17 | 133.5 |
| 5. | New England Patriots | 478 | 2,037 | 4.26 | 18 | 127.3 |



32 DESHON ELLIOTT

SAFETY
6-0 | 210

COLLEGE: TEXAS **HS:** ROCKWALL-HEATH (ROCKWALL, TX)

BORN: 4/21/97, DALLAS, TX

EXP. (NFL/RAVENS): 2/2 **GP/GS (PLAYOFFS):** 0/0 (0/0)



— KEY TRANSACTIONS —

- DeShon Elliott was selected by the Ravens in the sixth round (190th overall) of the 2018 NFL Draft...Was the first of Baltimore's three picks in the round (T Greg Senat, 212th and C Bradley Bozeman, 215th)

— CAREER HIGHLIGHTS —

- Spent the entire 2018 season on Injured Reserve after suffering a fractured forearm in the preseason win at Mia. (8/25/18)

— PERSONAL —

- Nickname is "The Joker"...Is a fan of the character and created a celebratory move inspired by the villain
- Enjoys skateboarding and is a big movie buff
- Majored in corporate communications at Texas

— SEASON RECAPS —

2018: (BALTIMORE RAVENS – 0/0, 0/0, INJURED RESERVE)

- Spent the entire season on Injured Reserve after suffering a fractured forearm in the preseason

— COLLEGE —

- Started in all 12 games he appeared in his junior year, recording 63 tackles (50 solo), 15 PD, 6 INTs and 3 FFs
- In 2017, his 127 return yards on 6 INTs were the fourth-most in school history for a single season
- Returned an INT for a career-long 43 yards vs. Baylor
- In 2017, recorded first-career interception return for a TD (38 yards) at USC
- Earned several honors his final season at Texas, including first-team All-American by AFCA, *Associated Press*, FWA, *The Sporting News* and WCFF, first-team All-Big 12 by league's coaches and AP
- Named Jim Thorpe Award finalist, awarded annually to the nation's best defensive back (2017)

— HIGH SCHOOL —

- Prepped at Rockwall-Heath (Rockwall, TX) HS, where he was an All-State and two-time All-District honoree and a 2015 Under Armour All-America Game participant
- As a senior, recorded 81 tackles, 5 PD, 3 INTs (1 returned for TD), 2 TFL and 1 FF, despite missing two games
- Also saw action on offense and special teams, catching 15 passes for 226 yards and 3 TDs and returning 7 punts

REGULAR SEASON

| Year | Team | GP | GS | TACKLES | | | SACKS | | INTERCEPTIONS | | | | FUMBLES | | | |
|---------------|-----------|----------|----------|-----------------|----------|----------|------------|------------|---------------|----------|----------|----------|----------|----------|----------|----------|
| | | | | TT | Solo | Asst. | No. | Yards | No. | Yards | LG | TD | PD | FF | FR | Yards |
| 2018 | Baltimore | 0 | 0 | INJURED RESERVE | | | -- | -- | -- | -- | -- | -- | -- | -- | -- | -- |
| Totals | | 0 | 0 | 0 | 0 | 0 | 0.0 | 0.0 | 0 | 0 | 0 | 0 | 0 | 0 | 0 | 0 |

CAREER SINGLE-GAME HIGHS (REGULAR SEASON)

| | | |
|-------------------------------|---------------------------------|-----------------------------------|
| Total Tackles: None | INTs: None | Forced Fumbles: None |
| Solo Tackles: None | Passes Defensed: None | Fumble Recoveries: None |
| Sacks: None | | |


POSTSEASON

| Year | Team | GP | GS | TACKLES | | | SACKS | | INTERCEPTIONS | | | | FUMBLES | | | |
|---------------|-----------|----------|----------|----------|----------|----------|------------|------------|---------------|----------|----------|----------|----------|----------|----------|----------|
| | | | | TT | Solo | Asst. | No. | Yards | No. | Yards | LG | TD | PD | FF | FR | Yards |
| 2018 | Baltimore | 0 | 0 | 0 | 0 | 0 | 0.0 | 0.0 | 0 | 0 | 0 | 0 | 0 | 0 | 0 | 0 |
| Totals | | 0 | 0 | 0 | 0 | 0 | 0.0 | 0.0 | 0 | 0 | 0 | 0 | 0 | 0 | 0 | 0 |



— ELLIOTT'S COMMUNITY IMPACT —

- Visited with patients unable to go home for the holidays at Medstar Union Memorial Hospital (2018)



71

JERMAINE ELUEMUNOR

GUARD / TACKLE
6-4 | 335

COLLEGE: TEXAS A&M HS: MORRIS KNOLLS (ROCKAWAY, NJ)

BORN: 12/13/94, LONDON, ENGLAND

EXP. (NFL/RAVENS): 3/3 GP/GS (PLAYOFFS): 17/3 (1/0)



— KEY TRANSACTIONS —

- Activated to Baltimore's 53-man roster on 10/23/18
- Signed to Baltimore's practice squad on 9/25/18
- Was selected by the Ravens in the fifth round (159th overall) of the 2017 NFL Draft

— HONORS —

- Selected to the PFWA All-Rookie team (2017)

— CAREER HIGHLIGHTS —

- In 2018, participated in nine games primarily on special teams, but saw action on offense as well...Helped the team produce the NFL's No. 2 ground attack, totaling 2,441 yards (152.6 ypg)
- Made his first-career start at RG vs. Chi. (10/15/17)
- Saw action in his first-career game at Jax. (9/24/17), which was played in his birth city of London, England

— PERSONAL —

- Born in London, England, where he grew up playing soccer and rugby until he moved to the U.S. at age 14
- Received several wrestling scholarship offers as a senior in high school, but elected to play junior college football instead with the hope of receiving a D-I scholarship
- First exposed to football in 2007, when he watched the New York Giants play the Miami Dolphins in the first-ever NFL game at Wembley Stadium...Said that playing for the Ravens in London in Week 3 of 2017 was "a dream come true"
- Won the individual Hot Chicken Eating Contest at the Music City Bowl Welcome Party in 2015
- Graduated with a degree in youth development
- **Last name is pronounced: eh-LOO-muh-nor**

— SEASON RECAPS —

2018: (BALTIMORE RAVENS – 9/1, 1/0)

- Participated in nine games, starting one, primarily on special teams, but saw action on offense as well...Helped the team produce the NFL's No. 2 ground attack, totaling 2,441 yards (152.6 ypg)...Marked the second-most rushing yards in franchise single-season history (2003: 2,674)
- Started his third-career game – but first at LT – for an injured Ronnie Stanley vs. Pit. (11/4)

- Was a gameday inactive in games 1-2...Spent Weeks 3-7 on the Ravens' practice squad before being activated to the 53-man roster in Week 8

2017: (BALTIMORE RAVENS – 8/2)

- Played in eight games (two starts) as a rookie, earning a spot on the PFWA All-Rookie team
- The Ravens permitted the league's seventh-fewest sacks (27, tied Vikings), helping the team produce the NFL's ninth-ranked scoring attack (24.7 ppg)
- Inactive (shoulder) in the Ravens' final six games
- Made his first-career start at RG vs. Chi. (10/15)
- Subbed for an injured RG Matt Skura (knee) and played for an offense that did not allow a sack and generated 143 rushing yards in a 30-17 victory at Oak. (10/8)
- Played at RG and competed on special teams vs. Pit. (10/1)
- Saw action in his first-career game, playing RG at Jax. (9/24)...Eluemunor's first-career game happened in his birth city of London, England
- Inactive in the 24-10 win vs. Cle. (9/17) and in the 20-0, season-opening victory at Cin. (9/10)



71 JERMAINE ELUEMUNOR

— COLLEGE —

- Appeared in 25 games (12 starts) at Texas A&M, playing both tackle and guard...Redshirted the 2014 season after transferring from Lackawanna (Scranton, PA) where he was selected second-team All-Northeast Conference
- In 2016, started seven games at RT and four games at guard, helping the Aggies average 35.4 points and 467.0 ypg, ranking in the SEC's Top 3 in each category
- Made his first-career start at LG in the Music City Bowl vs. Louisville in the final game of the 2015 season

— HIGH SCHOOL —

- Prepped at Morris Knolls (Rockaway, NJ) HS, where he played football for the first time in his life
- Compiled a 30-7 record as a wrestler, reaching the NJ state finals as a senior



— ELUEMUNOR'S COMMUNITY IMPACT —

- Visited with patients unable to go home for the holidays at Medstar Union Memorial Hospital (2018)
- Battled overseas military members in video game competitions in the Ravens' first Pros vs. GI Joes tournament (2018)
- Joined the 2017 rookie class at the Helping Up Mission men's shelter in Baltimore City, visiting with and serving dinner to residents
- Attended the Ravens 13th annual Holiday Helpers event at Target to shop for gifts with Baltimore youth in need (2017)
- Joined teammates to sign autographs and play games during the Ravens' A Purple Evening, the team's annual event dedicated to female fans (2017)
- Supports teammates' charitable endeavors, including former player Lardarius Webb's charity softball game (2017) and Jameel McClain's 53 Families Thanksgiving event (2018)

ROAD WARRIORS

The Ravens are 10-6 on the road in all-time postseason play, posting the best road winning % (.625) since the 1970 merger. (Baltimore is 7-5 on the road during the John Harbaugh Era.)

NFL POSTSEASON WINNING PCT. / ROAD GAMES (Since 1970 Merger)

| Rk. | Team | Record | Pct. |
|-----|-------------------------|-------------|-------------|
| 1. | Baltimore Ravens | 10-6 | .625 |
| 2. | New York Giants | 8-7 | .533 |
| 3. | Carolina Panthers | 4-4 | .500 |
| 4. | Los Angeles Chargers | 6-7 | .462 |
| 5. | Pittsburgh Steelers | 9-12 | .429 |

PLAYOFF PERFORMERS

PLAYOFF WINNING PERCENTAGE / SINCE 1970 MERGER

| Rk. | Team | Record | Pct. |
|-----|---------------------------|-------------|-------------|
| 1. | New England Patriots***** | 36-19 | .655 |
| 2. | Baltimore Ravens** | 15-9 | .625 |
| | New York Giants**** | 20-12 | .625 |
| 4. | San Francisco 49ers***** | 30-19 | .612 |
| 5. | Pittsburgh Steelers***** | 36-24 | .600 |

* Number of Super Bowl Titles





39 TYLER ERVIN

RUNNING BACK
5-10 | 182

COLLEGE: SAN JOSE STATE **HS:** COLTON (CA)

BORN: 10/7/93, SAN BERNADINO, CA

EXP. (NFL/RAVENS): 4/2 **GP/GS (PLAYOFFS):** 25/0 (2/0)



— KEY TRANSACTIONS —

- Signed to the Ravens' practice squad on 11/14/18
- Released by the Texans on 11/8/18
- Placed on Injured Reserve (knee) by Houston (10/4/17)
- Ervin was selected by the Houston Texans in the fourth round (119th overall) of the 2016 NFL Draft

— CAREER HIGHLIGHTS —

- Set Texans records for most kickoff return yards (156) and highest kickoff return average (31.2) in a season opener among players with multiple returns at NE (9/9/18)...Also returned 2 punts for 20 yards (10.0 avg.) and caught 1 pass for 12 yards at NE (9/9/18)
- Recorded career highs with 3 rushing attempts for 8 rushing yards and 4 receptions for 18 receiving yards vs. Jax. (9/10/17)
- Logged a career-long 57-yard punt return, which led to a TD on the following play, at Jax. (11/13/16)
- In 2016, finished eighth in the NFL and third in the AFC in punt return average (9.7)

— PERSONAL —

- Attended the same high school (Colton) as Ravens CB Jimmy Smith, but the duo didn't play together
- Studied to earn his California real estate license in February 2016
- Majored in communication studies

— SEASON RECAPS —

2018: (HOUSTON TEXANS/BALTIMORE RAVENS – 9/0, 0/0)

- Spent the second half of the season on the Ravens' practice squad after signing with Baltimore on 11/14
- Caught a 19-yard pass for Houston in the win at Jax. (10/21)
- Registered 29 yards on 2 PRs in the victory vs. Dal. (10/7)
- Returned 2 punts for 20 yards (10.0 avg.) and 3 kickoffs for 56 yards (18.7 avg.) at Ind. (9/30)
- Recorded 45 yards on 3 PRs (15.0 avg.) and returned 2 kickoffs for 41 yards (20.5 avg.) vs. NYG (9/23)...His 27-yard punt return, the second-longest of his career, marked the longest punt return for the Texans since Week 5 of 2017
- Set team records for most kickoff return yards (156) and highest kickoff return avg. (31.2) in a season opener among players with multiple returns...Also returned 2 punts for 20 yards (10.0 avg.) and caught 1 pass (12 yards) at NE (9/9)

2017: (HOUSTON TEXANS – 4/0)

- Compiled 12 rushing yards (4 carries) and caught 8 passes for 38 yards before being placed on IR (knee) on 10/4
- Also returned 8 punts for 60 yards, averaging 7.5 yards per return, and returned 5 kickoffs for 93 yards
- Recorded career highs with 3 rushing attempts for 8 rushing yards and 4 receptions for 18 receiving yards vs. Jax. (9/10)

2016: (HOUSTON TEXANS – 12/0, 2/0)

- Finished eighth in the NFL and third in the AFC in punt return average (9.7), posting 27 PRs for 261 yards
- Logged 1 kick return for 14 yards and 4 punt returns for 37 yards, including a Texans postseason-long 16-yard return, vs. Oak. (1/7/17) in the AFC Wild Card round
- Returned 4 punts for 32 yards (8.0 avg.) vs. Cin. (12/24)
- Logged a career-long 57-yard punt return to the opponent 7-yard line in the third quarter, which led to a TD on the following play, at Jax. (11/13)
- Matched a season high with 4 PRs for 32 yards (8.0 avg.), including a 15-yard long, vs. Det. (10/30)
- Notched 2 PRs (23 yards), including a 17-yard return in OT that sparked a game-winning drive, vs. Ind. (10/16)
- Finished with 2 kickoff returns for 53 yards, including a team season-long 33-yard return, and 2 PRs for 33 yards at Min. (10/9)
- Returned 1 kickoff for 28 yards and 2 punts for 17 yards vs. Ten. (10/2)
- Made his NFL debut as the primary punt and kick returner in the season opener vs. Chi. (9/11)...Returned 3 kickoffs for 73 yards and returned 3 punts for 29 yards

2018

GAME-BY-GAME RETURNS

| Date/Opp. | TEXANS/RAVENS | | | | | | PUNT RETURNS | | | | | | KICKOFF RETURNS | | | | | |
|-----------------|------------------------|----------|------------|------------|-----------|----------|--------------|------------|-------------|-----------|----------|----------|-----------------|------------|----------|----------|--|--|
| | No. | FC | Yds. | Avg. | LG | TD | No. | Yds. | Avg. | LG | TD | No. | Yds. | Avg. | LG | TD | | |
| 9/9 @ NE~ | 2 | 1 | 20 | 10.0 | 11 | 0 | 5 | 156 | 31.2 | 36 | 0 | 0 | 0 | 0 | 0 | 0 | | |
| 9/16 @ Ten.~ | 4 | 0 | 25 | 6.3 | 11 | 0 | 0 | 0 | 0.0 | 0 | 0 | 0 | 0 | 0 | 0 | 0 | | |
| 9/23 vs. NYG~ | 3 | 0 | 45 | 15.0 | 27 | 0 | 2 | 41 | 20.5 | 22 | 0 | 0 | 0 | 0 | 0 | 0 | | |
| 9/30 @ Ind.~ | 2 | 1 | 20 | 10.0 | 15 | 0 | 3 | 56 | 18.7 | 23 | 0 | 0 | 0 | 0 | 0 | 0 | | |
| 10/7 vs. Dal.~ | 2 | 2 | 29 | 14.5 | 16 | 0 | 0 | 0 | 0.0 | 0 | 0 | 0 | 0 | 0 | 0 | 0 | | |
| 10/14 vs. Buf.~ | 3 | 0 | 7 | 2.3 | 6 | 0 | 0 | 0 | 0.0 | 0 | 0 | 0 | 0 | 0 | 0 | 0 | | |
| 10/21 @ Jax.~ | 2 | 0 | 0 | 0.0 | 0 | 0 | 0 | 0 | 0.0 | 0 | 0 | 0 | 0 | 0 | 0 | 0 | | |
| 10/25 vs. Mia.~ | 1 | 3 | 13 | 13.0 | 13 | 0 | 0 | 0 | 0.0 | 0 | 0 | 0 | 0 | 0 | 0 | 0 | | |
| 11/4 @ Den.~ | 2 | 0 | 16 | 8.0 | 16 | 0 | 0 | 0 | 0.0 | 0 | 0 | 0 | 0 | 0 | 0 | 0 | | |
| 11/18 vs. Cin. | RAVENS' PRACTICE SQUAD | | | | | | -- | -- | -- | -- | -- | -- | -- | -- | -- | -- | | |
| 11/25 vs. Oak. | RAVENS' PRACTICE SQUAD | | | | | | -- | -- | -- | -- | -- | -- | -- | -- | -- | -- | | |
| 12/2 @ Atl. | RAVENS' PRACTICE SQUAD | | | | | | -- | -- | -- | -- | -- | -- | -- | -- | -- | -- | | |
| 12/9 @ KC | RAVENS' PRACTICE SQUAD | | | | | | -- | -- | -- | -- | -- | -- | -- | -- | -- | -- | | |
| 12/16 vs. TB | RAVENS' PRACTICE SQUAD | | | | | | -- | -- | -- | -- | -- | -- | -- | -- | -- | -- | | |
| 12/22 @ LAC | RAVENS' PRACTICE SQUAD | | | | | | -- | -- | -- | -- | -- | -- | -- | -- | -- | -- | | |
| 12/30 vs. Cle. | RAVENS' PRACTICE SQUAD | | | | | | -- | -- | -- | -- | -- | -- | -- | -- | -- | -- | | |
| Totals | 21 | 7 | 175 | 8.3 | 27 | 0 | 10 | 253 | 25.3 | 36 | 0 | 0 | 0 | 0.0 | 0 | 0 | | |
| Playoffs | | | | | | | | | | | | | | | | | | |
| 1/6/19 vs. LAC | RAVENS' PRACTICE SQUAD | | | | | | -- | -- | -- | -- | -- | -- | -- | -- | -- | -- | | |
| Totals | 0 | 0 | 0 | 0.0 | 0 | 0 | 0 | 0 | 0.0 | 0 | 0 | 0 | 0 | 0.0 | 0 | 0 | | |

~ with Houston

39 TYLER ERVIN

— COLLEGE —

- Is San Jose State's career record-holder for all-purpose yardage (6,146), KOR yardage (2,374), KORs (101), KOR-TDs (3), combined punt/kickoffs returned for TDs (5), TDs of 80-plus yards (6) and TDs of 70-plus yards (8)
- Played running back, slot receiver, return specialist, cornerback and special teams defender for the Spartans
- Scored TDs rushing, receiving, on KORs and on PRs during his college career
- Received *Athlon Sports* second-team All-America honors, *SI.com* honorable mention All-America and two All-Conference honors during his career
- Honored in 2012 and 2015 on National Student-Athlete Day by the National Consortium for Academics & Sports

— HIGH SCHOOL —

- A two-time, first-team All-Purpose team and All-C.I.F. RB at Colton (CA) HS (2009-10)
- Compiled 24 pass breakups and 2 INTs as a DB in 2009
- Rushed for 2,848 yards and scored 26 TDs in two seasons
- Averaged 11.5 yards per PR and 25.6 yards per KOR

2018

GAME-BY-GAME OFFENSE

| Date/Opp. | RUSHING | | | | | RECEIVING | | | | |
|-----------------|------------------------|----------|------------|----------|----------|---------------|-----------|-------------|-----------|----------|
| | No. | Yds. | Avg. | LG | TD | No. | Yds. | Avg. | LG | TD |
| 9/9 @ NE~ | 0 | 0 | 0.0 | 0 | 0 | 1 | 12 | 12.0 | 12 | 0 |
| 9/16 @ Ten.~ | SAW ACTION ON | | | | | SPECIAL TEAMS | | | | |
| 9/23 vs. NYG~ | SAW ACTION ON | | | | | SPECIAL TEAMS | | | | |
| 9/30 @ Ind.~ | SAW ACTION ON | | | | | SPECIAL TEAMS | | | | |
| 10/7 vs. Dal.~ | 0 | 0 | 0.0 | 0 | 0 | 0 | 0 | 0.0 | 0 | 0 |
| 10/14 vs. Buf.~ | SAW ACTION ON | | | | | SPECIAL TEAMS | | | | |
| 10/21 @ Jax.~ | 0 | 0 | 0.0 | 0 | 0 | 1 | 19 | 19.0 | 19 | 0 |
| 10/25 vs. Mia.~ | 0 | 0 | 0.0 | 0 | 0 | 1 | 4 | 4.0 | 4 | 0 |
| 11/4 @ Den.~ | 0 | 0 | 0.0 | 0 | 0 | 0 | 0 | 0.0 | 0 | 0 |
| 11/18 vs. Cin. | RAVENS' PRACTICE SQUAD | | | | | -- | -- | -- | -- | -- |
| 11/25 vs. Oak. | RAVENS' PRACTICE SQUAD | | | | | -- | -- | -- | -- | -- |
| 12/2 @ Atl. | RAVENS' PRACTICE SQUAD | | | | | -- | -- | -- | -- | -- |
| 12/9 @ KC | RAVENS' PRACTICE SQUAD | | | | | -- | -- | -- | -- | -- |
| 12/16 vs. TB | RAVENS' PRACTICE SQUAD | | | | | -- | -- | -- | -- | -- |
| 12/22 @ LAC | RAVENS' PRACTICE SQUAD | | | | | -- | -- | -- | -- | -- |
| 12/30 vs. Cle. | RAVENS' PRACTICE SQUAD | | | | | -- | -- | -- | -- | -- |
| Totals | 0 | 0 | 0.0 | 0 | 0 | 3 | 35 | 11.7 | 19 | 0 |
| Playoffs | | | | | | | | | | |
| 1/6/19 vs. LAC | RAVENS' PRACTICE SQUAD | | | | | -- | -- | -- | -- | -- |
| Totals | 0 | 0 | 0.0 | 0 | 0 | 0 | 0 | 0.0 | 0 | 0 |

~ with Houston

REGULAR SEASON

| Year | Team | GP | GS | RUSHING | | | | | RECEIVING | | | | |
|---------------|------------|-----------|----------|----------|-----------|------------|----------|----------|-----------|-----------|------------|-----------|----------|
| | | | | No. | Yards | Avg. | LG | TD | No. | Yards | Avg. | LG | TD |
| 2016 | Houston | 12 | 0 | 1 | 3 | 3.0 | 3 | 0 | 3 | 18 | 6.0 | 9 | 0 |
| 2017 | Houston | 4 | 0 | 4 | 12 | 3.0 | 6 | 0 | 8 | 38 | 4.8 | 7 | 0 |
| 2018 | Bal./Hou.* | 9 | 0 | 0 | 0 | 0.0 | 0 | 0 | 3 | 35 | 11.7 | 19 | 0 |
| Totals | | 25 | 0 | 5 | 15 | 3.0 | 6 | 0 | 14 | 91 | 6.5 | 19 | 0 |

* Played 9 games with Hou. & spent rest of season on Ravens' practice squad

SPECIAL TEAMS TACKLES (5): 2017 (1), 2016 (4)

CAREER SINGLE-GAME HIGHS [REGULAR SEASON]

RUSHING

Carries:
3 (9/10/17 vs. Jax.)

Yardage:
8 (9/10/17 vs. Jax.)

Long Gain:
6 (9/10/17 vs. Jax.)

Touchdowns:
None

RECEIVING

Receptions:
4 (9/10/17 vs. Jax.)

Yardage:
19 (10/21/18 at Jax.)

Long Gain:
19 (10/21/18 at Jax.)

Touchdowns:
None

REGULAR SEASON

| Year | Team | GP | GS | KICKOFF RETURNS | | | | | PUNT RETURNS | | | | | |
|---------------|-----------|-----------|----------|-----------------|------------|-------------|-----------|----------|--------------|-----------|------------|------------|-----------|----------|
| | | | | No. | Yards | Avg. | LG | TD | No. | FC | Yards | Avg. | LG | TD |
| 2016 | Houston | 12 | 0 | 14 | 263 | 18.8 | 33 | 0 | 27 | 23 | 261 | 9.7 | 57 | 0 |
| 2017 | Houston | 4 | 0 | 5 | 93 | 18.6 | 24 | 0 | 8 | 4 | 60 | 7.5 | 21 | 0 |
| 2018 | Bal./Hou. | 9 | 0 | 10 | 253 | 25.3 | 36 | 0 | 21 | 7 | 175 | 8.3 | 27 | 0 |
| Totals | | 25 | 0 | 29 | 609 | 21.0 | 36 | 0 | 56 | 34 | 496 | 8.9 | 57 | 0 |

POSTSEASON

| Year | Team | GP | GS | RUSHING | | | | | RECEIVING | | | | |
|---------------|-----------|----------|----------|----------------------|----------|------------|----------|----------|----------------------|----------|------------|----------|----------|
| | | | | No. | Yards | Avg. | LG | TD | No. | Yards | Avg. | LG | TD |
| 2016 | Houston | 2 | 0 | 0 | 0 | 0.0 | 0 | 0 | 0 | 0 | 0.0 | 0 | 0 |
| 2018 | Baltimore | 0 | 0 | -- PRACTICE SQUAD -- | | | | | -- PRACTICE SQUAD -- | | | | |
| Totals | | 2 | 0 | 0 | 0 | 0.0 | 0 | 0 | 0 | 0 | 0.0 | 0 | 0 |

POSTSEASON

| Year | Team | GP | GS | KICKOFF RETURNS | | | | | PUNT RETURNS | | | | |
|---------------|-----------|----------|----------|----------------------|-----------|-------------|-----------|----------|----------------------|-----------|------------|-----------|----------|
| | | | | No. | Yards | Avg. | LG | TD | No. | Yards | Avg. | LG | TD |
| 2016 | Houston | 2 | 0 | 1 | 14 | 14.0 | 14 | 0 | 4 | 23 | 5.8 | 16 | 0 |
| 2018 | Baltimore | 0 | 0 | -- PRACTICE SQUAD -- | | | | | -- PRACTICE SQUAD -- | | | | |
| Totals | | 2 | 0 | 1 | 14 | 14.0 | 14 | 0 | 4 | 23 | 5.8 | 16 | 0 |



13 MICHAEL FLOYD

WIDE RECEIVER
6-2 | 220

COLLEGE: NOTRE DAME HS: CRETIN-DERHAM HALL (MN)

BORN: 11/27/89, ST. PAUL, MN

EXP. (NFL/RAVENS): 8/1 GP/GS (PLAYOFFS): 102/51 (6/4)



— KEY TRANSACTIONS —

- Signed with the Ravens as an unrestricted free agent (Was.) on 5/17/19
- Signed with the Washington Redskins on 9/18/18
- Waived by the Saints on 8/31/18
- Signed with the New Orleans Saints as an unrestricted free agent on 8/1/18
- Signed with the Minnesota Vikings as an unrestricted free agent on 5/10/17
- Signed with the New England Patriots on 12/15/16
- Waived by the Cardinals on 12/15/16
- Was selected by the Arizona Cardinals in the first round (13th overall) of the 2012 NFL Draft

— CAREER HIGHLIGHTS —

- Entering 2019, has played in 102 games (51 starts), producing 266 catches for 3,959 yards and 25 TDs
- In 2013, tallied career bests in receptions (65) and receiving yards (1,041), adding 5 TDs
- Twice (2014-15) has produced a single-season career-high 6 TD catches
- Led Arizona with 841 receiving yards in 2014...His 17.9 yards-per-catch average ranked second in the NFL, as he recorded 15 receptions of 20-plus yards, including 5 TDs of 20-plus yards
- Had 6 catches for a career-high 193 yards, including a career-long 91-yard TD, in the win at Jax. (11/17/13)...TD was the sixth-longest offensive play in Arizona history
- As a rookie in 2012, ranked third on the team with 45 catches for 562 yards
- Wrapped up his rookie campaign (2012) with a season-best 8 catches for 186 yards, the fourth-best mark by a Cardinals rookie in a game and second-best total by an NFL rookie in 2012, at SF (12/30/12)
- Scored a TD on his first-career catch, nabbing a deflection for an 8-yard score vs. Phi. (9/23/12)

— PERSONAL —

- Graduated with a degree in sociology
- Was roommates with former Vikings teammate TE Kyle Rudolph for three years at Notre Dame
- Son of Mike Floyd Sr. and Theresa Romero
- Was a standout high school basketball player, scoring 1,380 points in his career

— SEASON RECAPS —

2018: (WASHINGTON REDSKINS – 13/3)

- In his seventh NFL season and his first in Washington, totaled 10 receptions for 100 yards and his 25th-career TD
- Recorded a 7-yard TD reception at Ten. (12/22)
- Played in his 100th-career game and tallied 2 receptions for 16 yards at Jax. (12/16)
- Converted his first-career 2-point attempt on a pass from QB Josh Johnson vs. NYG (12/09)
- Registered 15 yards on 2 receptions in the win at TB (11/11)
- Recorded a 20-yard reception in the win vs. Dal. (10/21)

2017: (MINNESOTA VIKINGS – 11/1, 2/0)

- Recorded 10 receptions for 78 yards in his lone season as a Viking, which included an appearance in the NFC Championship game
- Gained 20 yards on 2 receptions in a win at Atl. (12/03)
- Recorded 2 receptions for 16 yards in a win vs. LAR (11/19)
- Made his first-career start with the Vikings, recording 1 reception for 5 yards in the win vs. GB (10/15)
- Made Vikings debut, recording 1 reception for 19 yards in the win at Chi. (10/9)

2016: (ARIZONA/NEW ENGLAND – 15/8, 1/1)

- Recorded 33 receptions with Arizona and 4 with New England in regular season play...Tallied 5 TDs on the season, 4 with Arizona and 1 with New England
- Started and played in 1 postseason contest with New England, registering a 9-yard catch in the AFC Divisional Playoff win vs. Hou. (1/14/17)
- Caught his first TD as a Patriot on a 14-yard pass from QB Tom Brady, contributing to his total of 3 catches for 36 yards in the regular season finale at Mia. (1/1/17)...Also made a key block on a WR Julian Edelman 77-yard TD reception
- Played in his first game as a Patriot and caught 1 pass for 6 yards vs. NYJ (12/24)
- While with Arizona, registered a season-high 101 yards on 5 receptions vs. SF (11/13)...Marked the second-consecutive game recording a season-high 5 catches, following his 65-yard performance vs. Sea. (10/23)

2015: (ARIZONA CARDINALS – 15/6, 2/2)

- Ranked third on the team with 52 catches and 849 yards, tying a career-best 6 TDs...Recorded a career-high and team-high 5 games with 100-plus yards...Each 100-yard game occurred in the second half of the season
- Helped Arizona rank No. 1 in total offense in the NFL for the first time in team history and set franchise records for

13 MICHAEL FLOYD

points (489) and TDs (59)...The Cardinals reached the NFC title game before falling on the road to Carolina

- Posted 44 catches for 745 yards and 6 TDs in the final 10 games of the season after battling back from a hand injury
- Caught 2 TD passes, notching the first score of the game, and later regaining the lead for the Cardinals in the fourth quarter, en route to a 26-20 win in OT in the NFC Divisional game vs. GB (1/16/16)
- Set season-high marks of 113 receiving yards and 7 catches, including a 35-yard TD, at Sea. (11/15)...Marked his fourth-consecutive game with a receiving TD
- Recorded his first 100-yard game of the season, tallying 106 yards on 4 receptions (26.5 avg.), including a 60-yard TD strike, at Cle. (11/1)...The 60-yard TD was the second-longest score of his career
- Registered 3 catches for 59 yards and a TD vs. Bal. (10/26)
- Caught 5 passes for 50 yards, including a TD, at Pit. (10/18)

2014: (ARIZONA CARDINALS – 16/14, 1/1)

- Led team with 841 receiving yards on 47 catches...His 17.9 yards-per-catch average ranked second in the NFL, while he recorded 15 receptions of 20-plus yards, including 5 TDs of 20-plus yards
- Started his first-career playoff game, catching 1 pass in the Wild Card game at Car. (1/3/15)
- Matched a career-high with 8 catches on a season-high 153 yards in regular season finale at SF (12/28)...Also registered TDs of 20 and 41 yards
- Notched his first-career performance with multiple TDs, catching 2 scoring passes vs. Det. (11/16)

- Registered 5 catches for 114 yards, including a 45-yard grab, in the win vs. SF (9/21)
- Opened the season with 119 receiving yards on 5 receptions (23.8 avg.), including a 63-yard catch, in the win vs. SD (9/8)

2013: (ARIZONA CARDINALS – 16/16)

- Recorded a breakout second NFL season with a career-high 65 catches for 1,041 yards...Also totaled 5 TDs
- Notched 6 receptions for 91 yards, including a 44-yard reception in the third quarter, vs. SF (12/29)
- Recorded a game-winning, 31-yard TD reception in the victory at Sea. (12/22)
- Registered 99 yards on 5 receptions, including a 23-yard TD catch, at Phi. (12/1)
- Recorded 104 yards on a season-high 7 catches in the win

2018

GAME-BY-GAME OFFENSE

| Date/Opp. | REDSKINS | | | | | RECEIVING | | | | | RUSHING | | | | |
|----------------|----------------------|------------|-------------|-----------|----------|-----------|----------|------------|----------|----------|----------|----------|------------|----------|----------|
| | No. | Yds. | Avg. | LG | TD | No. | Yds. | Avg. | LG | TD | No. | Yds. | Avg. | LG | TD |
| 9/9 @ Ari. | NOT ON AN NFL ROSTER | | | | | | | | | | | | | | |
| 9/16 vs. Ind. | NOT ON AN NFL ROSTER | | | | | | | | | | | | | | |
| 9/23 vs. GB | INACTIVE | | | | | | | | | | | | | | |
| 10/8 @ NO | 0 | 0 | 0.0 | 0 | 0 | 0 | 0 | 0.0 | 0 | 0 | 0 | 0 | 0.0 | 0 | 0 |
| 10/14 vs. Car. | 0 | 0 | 0.0 | 0 | 0 | 0 | 0 | 0.0 | 0 | 0 | 0 | 0 | 0.0 | 0 | 0 |
| 10/21 vs. Dal. | 1 | 20 | 20.0 | 20 | 0 | 0 | 0 | 0.0 | 0 | 0 | 0 | 0 | 0.0 | 0 | 0 |
| 10/28 @ NYG | 0 | 0 | 0.0 | 0 | 0 | 0 | 0 | 0.0 | 0 | 0 | 0 | 0 | 0.0 | 0 | 0 |
| 11/4 vs. Atl. | 0 | 0 | 0.0 | 0 | 0 | 0 | 0 | 0.0 | 0 | 0 | 0 | 0 | 0.0 | 0 | 0 |
| 11/11 @ TB | 2 | 15 | 7.5 | 9 | 0 | 0 | 0 | 0.0 | 0 | 0 | 0 | 0 | 0.0 | 0 | 0 |
| 11/18 vs. Hou. | 1 | 18 | 18.0 | 18 | 0 | 0 | 0 | 0.0 | 0 | 0 | 0 | 0 | 0.0 | 0 | 0 |
| 11/22 @ Dal. | 0 | 0 | 0.0 | 0 | 0 | 0 | 0 | 0.0 | 0 | 0 | 0 | 0 | 0.0 | 0 | 0 |
| 12/3 @ Phi. | 1 | 9 | 9.0 | 9 | 0 | 0 | 0 | 0.0 | 0 | 0 | 0 | 0 | 0.0 | 0 | 0 |
| 12/9 vs. NYG | 0 | 0 | 0.0 | 0 | 0 | 0 | 0 | 0.0 | 0 | 0 | 0 | 0 | 0.0 | 0 | 0 |
| 12/16 @ Jax. | 2 | 16 | 8.0 | 11 | 0 | 0 | 0 | 0.0 | 0 | 0 | 0 | 0 | 0.0 | 0 | 0 |
| 12/22 @ Ten. | 1 | 7 | 7.0 | 7 | 1 | 0 | 0 | 0.0 | 0 | 0 | 0 | 0 | 0.0 | 0 | 0 |
| 12/30 vs. Phi. | 2 | 15 | 7.5 | 8 | 0 | 0 | 0 | 0.0 | 0 | 0 | 0 | 0 | 0.0 | 0 | 0 |
| Totals | 10 | 100 | 10.0 | 20 | 1 | 0 | 0 | 0.0 | 0 | 0 | 0 | 0 | 0.0 | 0 | 0 |

REGULAR SEASON

| Year | Team | GP | GS | RECEIVING | | | | | RUSHING | | | | | |
|---------------|-------------|------------|-----------|------------|--------------|-------------|-----------|-----------|----------|----------|------------|----------|----------|----------|
| | | | | No. | Yards | Avg. | LG | TD | No. | Yards | Avg. | LG | TD | |
| 2012 | Arizona | 16 | 3 | 45 | 562 | 12.5 | 53 | 2 | 0 | 0 | 0.0 | 0 | 0 | 0 |
| 2013 | Arizona | 16 | 16 | 65 | 1,041 | 16.0 | 91 | 5 | 0 | 0 | 0.0 | 0 | 0 | 0 |
| 2014 | Arizona | 16 | 14 | 47 | 841 | 17.9 | 63 | 6 | 1 | 2 | 2.0 | 2 | 0 | 0 |
| 2015 | Arizona | 15 | 6 | 52 | 849 | 16.3 | 60 | 6 | 0 | 0 | 0.0 | 0 | 0 | 0 |
| 2016 | Arizona/NE* | 15 | 8 | 37 | 488 | 13.2 | 39 | 5 | 0 | 0 | 0.0 | 0 | 0 | 0 |
| 2017 | Minnesota | 11 | 1 | 10 | 78 | 7.8 | 19 | 0 | 0 | 0 | 0.0 | 0 | 0 | 0 |
| 2018 | Washington | 13 | 3 | 10 | 100 | 10.0 | 20 | 1 | 0 | 0 | 0.0 | 0 | 0 | 0 |
| Totals | | 102 | 51 | 266 | 3,959 | 14.9 | 91 | 25 | 1 | 2 | 2.0 | 2 | 0 | 0 |

* Played in two games with NE and 13 with Ari.

Additional statistics: Caught a pass from QB Josh Johnson to convert a 2-point attempt vs. NYG (12/9/18)

CAREER SINGLE-GAME HIGHS [REGULAR SEASON]

RECEIVING

Receptions:

8 2 times (last: 12/28/14 at SF)

Yardage:

193 (11/17/13 at Jax.)

Long Gain:

91t (11/17/13 at Jax.)

Touchdowns:

2 3 times (last: 11/15/15 at Sea.)

RUSHING

Carries:

1 (9/8/14 vs. SD)

Yardage:

2 (9/8/14 vs. SD)

Long Gain:

2 (9/8/14 vs. SD)

Touchdowns:

None

POSTSEASON

| Year | Team | GP | GS | RECEIVING | | | | | RUSHING | | | | | |
|---------------|-------------|----------|----------|-----------|-----------|------------|-----------|----------|----------|----------|------------|----------|----------|----------|
| | | | | No. | Yards | Avg. | LG | TD | No. | Yards | Avg. | LG | TD | |
| 2014 | Arizona | 1 | 1 | 1 | -12 | -12.0 | 9 | 0 | 0 | 0 | 0.0 | 0 | 0 | 0 |
| 2015 | Arizona | 2 | 2 | 6 | 63 | 10.5 | 15 | 2 | 0 | 0 | 0.0 | 0 | 0 | 0 |
| 2016 | New England | 1 | 1 | 1 | 9 | 9.0 | 9 | 0 | 0 | 0 | 0.0 | 0 | 0 | 0 |
| 2017 | Minnesota | 2 | 0 | 0 | 0 | 0.0 | 0 | 0 | 0 | 0 | 0.0 | 0 | 0 | 0 |
| Totals | | 6 | 4 | 8 | 60 | 7.5 | 15 | 2 | 0 | 0 | 0.0 | 0 | 0 | 0 |

13 MICHAEL FLOYD

vs. Ind. (11/24)...Marked his second-consecutive 100-yard performance after the previous week at Jax. (11/17)

- Totaled 6 catches for a career-high 193 yards, including a career-long 91-yard TD, in the win at Jax. (11/17)...The TD was the sixth-longest play from scrimmage in team history
- Scored on a 15-yard TD reception, recording 3 catches for 30 yards, in the victory vs. Atl. (10/27)
- Caught a 10-yard TD pass to add to his total 5 receptions for 44 yards at SF (10/13)

2012: (ARIZONA CARDINALS – 16/3)

- As a rookie, ranked third on the team with 45 catches and 562 yards
- Wrapped up the year with a career-best 8 catches for 186 yards, the fourth-best mark by a Cardinals' rookie and the second-best total by an NFL rookie in 2012, at SF (12/30)
- Made his first-career start, catching 2 passes for 22 yards, at NYJ (12/2)
- Notched 5 receptions for 80 yards, including a 37-yard reception, at GB (11/4)
- Scored a TD on his first-career catch, grabbing a deflection for an 8-yard score vs. Phi. (9/23)

— COLLEGE —

- Started 41 of his 43 career games at Notre Dame, setting school records with 271 catches for 3,686 yards and 37 TDs...Set school mark with 17 career 100-yard games... Caught a pass in 42 of 43 games played
- As a senior, named team MVP and a semifinalist for Biletnikoff Award...Named second-team All-American and set school record with 100 receptions...His 1,147 yards were the fourth-best mark ever by an Irish player

- Started all 12 games as a junior and notched 79 catches for 1,025 yards and 12 TDs...His 79 catches ranked third on the all-time ND list, while his 12 TDs tied for fourth
- Started the seven games he played as a sophomore in 2009, ranking second on team with 44 catches, 795 yards and 9 TDs
- Started 10 of the 11 games he played as a freshman in 2008, en route to setting ND freshman records with 48 catches, 719 yards and 7 TDs
- Came off the bench in his first-career game and caught a 22-yard TD on his first-career reception, marking the first time an Irish freshman scored in a season opener

— HIGH SCHOOL —

- Recorded 59 receptions for 1,247 yards (21.1 avg.) and 17 TDs as a senior, adding 497 rushing yards on 43 carries (11.6 avg.) at Cretin-Derham Hall (MN)...Also returned 16 punts for 373 yards (23.3 avg.) and 4 TDs
- As a senior, earned first-team *USA Today* All-American honors and *Parade* All-American honors...Also named Minnesota "Mr. Football" and *St. Paul Pioneer Press* Player of the Year
- Helped lead his team to a 13-1 record and an appearance in the state championship game as a senior
- As a junior, caught 63 passes for 1,240 yards and 16 TDs
- In both his junior and senior seasons, chosen as Minnesota's Gatorade Player of the Year, also earning state Player of the Year honors and first-team All-State accolades from *Associated Press*

RAVENS ROOST UNSUNG HERO AWARD

The Ravens Roost Unsung Hero Award is presented annually to the Ravens player who best demonstrates outstanding performance on the field, but does not receive recognition for his accomplishments. The award, voted by the presidents of the individual Ravens Roosts, is presented at the Roosts' Bull and Oyster Roast each February.



RAVENS ROOST UNSUNG HERO AWARD WINNERS

| | | | |
|------|--------------------|------|-------------------|
| 1996 | RB Earnest Byner | 2008 | C Jason Brown |
| 1997 | S Stevon Moore | 2009 | C Matt Birk |
| 1998 | OL Jeff Blackshear | 2010 | K Billy Cundiff |
| 1999 | DT Larry Webster | 2011 | G Marshal Yanda |
| 2000 | S Kim Herring | 2012 | K Justin Tucker |
| 2001 | LB Jamie Sharper | 2013 | WR Marlon Brown |
| 2002 | DT Kelly Gregg | 2014 | RB Justin Forsett |
| 2003 | LB Ed Hartwell | 2015 | P Sam Koch |
| 2004 | C/G Casey Rabach | 2016 | K Justin Tucker |
| 2005 | LB Adalius Thomas | 2017 | OLB Matthew Judon |
| 2006 | DB Corey Ivy | 2018 | DT Michael Pierce |
| 2007 | NT Kelly Gregg | | |



3

QUARTERBACK
6-2 | 213



ROBERT GRIFFIN III

COLLEGE: BAYLOR HS: COPPERAS COVE (COPPERAS COVE, TX)

BORN: 2/12/90, OKINAWA, JAPAN

EXP. (NFL/RAVENS): 7/2 GP/GS (PLAYOFFS): 45/40 (1/1)



ALWAYS MORE.
NEVER LESS.

— KEY TRANSACTIONS —

- Signed a two-year contract extension with the Ravens on 3/28/19
- Signed a one-year contract with the Ravens on 4/4/18
- Released by Cleveland on 3/10/17
- Signed by the Cleveland Browns on 3/24/16
- Released by Washington on 3/7/16
- Originally selected by the Washington Redskins in the first round (second overall) of the 2012 NFL Draft

— HONORS —

- Pro Bowl (2012)
- *Associated Press* NFL Offensive Rookie of the Year (2012)
- PFWA Rookie of the Year (2012)
- PFW/PFWA All-Rookie Team (2012)
- PFW/PFWA Offensive Rookie of the Year (2012)
- *The Sporting News* Rookie of the Year (2012)

— CAREER HIGHLIGHTS —

- Set NFL rookie records in 2012 for passer rating (102.4), INT percentage (1.27) and rushing yards by a QB (815)
- During his award-filled rookie season, also passed for 3,200 yards, 20 TDs and just 5 INTs, helping lead Washington to a 10-6 record and playoff berth
- Was the first NFL rookie to throw for 300 yards, with 2 TDs and 0 INTs in an NFL debut, passing for 320 yards and 2 TDs in the season-opening win at NO (9/9/12)

— PERSONAL —

- Was born in Okinawa, Japan, where his parents were stationed in the military
- Started his own foundation in 2015 called "Family of 3," which helps support three families a year
- Enjoys singing gospel music
- Graduated with a degree in political science from Baylor
- Married Grete Šadeiko, a former Florida State track athlete from Estonia, in March 2018...The couple has a daughter (Gloria) and is expecting another child in 2019

— SEASON RECAPS —

2018: (BALTIMORE RAVENS – 3/0, 0/0)

- Saw action in three games while subbing for QB Lamar Jackson and appeared in various two-QB sets, completing 2 of 6 passes for 21 yards
- Was a gameday inactive in the Wild Card vs. LAC (1/6/19)

- Saw action in two-QB sets during regulation and filled in for an injured QB Lamar Jackson on the final two plays of overtime at KC (12/9)
- Completed 2 of 4 passes for 21 yards in the 26-16 win at Atl. (12/2)...Saw action when QB Lamar Jackson was in concussion protocol
- Was active for his first game of the season in the 24-21 win vs. Cin. (11/18)...Lined up at WR once while the Ravens were in a two-QB set
- Was a gameday inactive in games 1-9

2017: (NOT ON AN NFL ROSTER)

2016: (CLEVELAND BROWNS – 5/5)

- Completed 87 of 147 passes for 2 TDs and 3 INTs in five games for Cleveland
- Suffered a shoulder injury in Week 1 and was placed on Injured Reserve - Designated for Return...Returned to the starting lineup in Week 14 vs. Cin. (12/11)
- Led the Browns to their first win of the season by completing 17 of 25 passes for 164 yards vs. SD (12/24)... Also rushed for 42 yards
- Recorded 1 rushing TD and added 196 passing yards at Buf. (12/8)

2015: (WASHINGTON REDSKINS – 0/0)

- Was a gameday inactive for all games during the season

2014: (WASHINGTON REDSKINS – 9/7)

- Completed 147 of 214 attempts for 1,694 yards, 4 TDs and 6 INTs to produce an 86.9 passer rating
- Finished 27-of-41 passing for 336 yards and 1 TD vs. Dal. (12/28)...Also rushed for 19 yards and 1 TD
- Completed 18 passes for 236 yards and 1 TD on 27 attempts at NYG (12/14)...Also rushed for a season-high 46 yards
- Connected on 18 of 28 of his passes for 251 yards and 1 TD in his return from injury at Min. (11/2)
- Inactive Weeks 3-8 with an ankle injury
- Left the game with an ankle injury in the 41-10 victory vs. Jax. (9/14)

2013: (WASHINGTON REDSKINS – 13/13)

- Started the first 13 games of the season and was inactive for the last three contests...Completed 274 of 456 attempts for 3,203 yards, 16 TDs and 12 INTs...Also posted 489 rushing yards on 86 carries (5.7 avg.)
- Finished 24-of-37 passing for 281 yards and 3 TDs, en route to a season-high QB rating of 114.8 at Min. (11/7)...Added 88 rushing yards

3 ROBERT GRIFFIN III

- Completed 18 of 29 attempts for 289 yards, 2 TDs and 1 INT for a 105.2 QB rating in the 45-41 win vs. Chi. (10/20)...Also rushed for 84 yards
- Connected on 26 of 40 passes for 320 yards, 3 TDs and 1 INT for a 104.2 QB rating at GB (9/15)
- Set NFL rookie records for passer rating (102.4), INT percentage (1.27) and rushing yards by a QB (815)
- Was 10-for-19 for 84 yards, 2 TDs and 1 INT in the Wild Card playoff vs. Sea. (1/6/13)
- Threw for 304 yards, 4 TDs and 1 INT in the 38-31 victory at Dal. (11/22)...Became the first rookie in NFL history to throw 4 TD passes in consecutive games
- Completed 14 of 15 passes for 200 yards, 4 TDs and 1 INT for a career-high 158.3 QB rating in the 31-6 win vs. Phi. (11/18)...Also rushed for 84 yards
- Completed 17 of 22 passes for 182 yards, 1 TD and 1 INT vs. Min (10/14)...Rushed for a career-high 138 yards and 2 TDs

2012: (WASHINGTON REDSKINS – 15/15, 1/1)

- Earned Pro Bowl honors after his rookie campaign, along with being named the *Associated Press* NFL Offensive Rookie of the Year, PFW/PFWA Rookie of the Year and Offensive Rookie of the Year (2012)
- Finished with 3,200 passing yards, 20 TDs and 5 INTs on 258 of 393 passes...Also rushed for 815 yards and 7 TDs

2018

GAME-BY-GAME

| RAVENS | | | | | | | | | | | RUSHING | | | | |
|-----------------|----------|----------|-----------|-------------|------------|----------|----------|-----------|------------|-------------|----------|----------|------------|----------|----------|
| Date/Opp. | Att. | Comp. | Yards | Comp% | Yds/Att | TD | INT | LG | Sack/Lost | Rating | No. | Yards | Avg. | LG | TD |
| 9/9 vs. Buf. | | | | | | | | | | | | | | | |
| 9/13 @ Cin. | | | | | | | | | | | | | | | |
| 9/23 vs. Den. | | | | | | | | | | | | | | | |
| 9/30 @ Pit. | | | | | | | | | | | | | | | |
| 10/7 @ Cle. | | | | | | | | | | | | | | | |
| 10/14 @ Ten. | | | | | | | | | | | | | | | |
| 10/21 vs. NO | | | | | | | | | | | | | | | |
| 10/28 @ Car. | | | | | | | | | | | | | | | |
| 11/4 vs. Pit. | | | | | | | | | | | | | | | |
| 11/18 vs. Cin. | 0 | 0 | 0 | 0.0 | 0.0 | 0 | 0 | 0 | 0/0 | 0.0 | 0 | 0 | 0.0 | 0 | 0 |
| 11/25 vs. Oak. | | | | | | | | | | | | | | | |
| 12/2 @ Atl. | 4 | 2 | 21 | 50.0 | 5.3 | 0 | 0 | 14 | 0/0 | 65.6 | 0 | 0 | 0.0 | 0 | 0 |
| 12/9 @ KC | 2 | 0 | 0 | 0.0 | 0.0 | 0 | 0 | 0 | 0/0 | 39.6 | 0 | 0 | 0.0 | 0 | 0 |
| 12/16 vs. TB | | | | | | | | | | | | | | | |
| 12/22 @ LAC | | | | | | | | | | | | | | | |
| 12/30 vs. Cle. | | | | | | | | | | | | | | | |
| Totals | 6 | 2 | 21 | 33.3 | 3.5 | 0 | 0 | 14 | 0/0 | 44.4 | 0 | 0 | 0.0 | 0 | 0 |
| Playoffs | | | | | | | | | | | | | | | |
| 1/6/19 vs. LAC | | | | | | | | | | | | | | | |
| Totals | 0 | 0 | 0 | 0.0 | 0.0 | 0 | 0 | 0 | 0/0 | 0.0 | 0 | 0 | 0.0 | 0 | 0 |

REGULAR SEASON

| Year | Team | GP | GS | PASSING | | | | | | | RUSHING | | | | | | | |
|---------------|------------|-----------|-----------|--------------|------------|--------------|-------------|------------|-----------|-----------|------------|----------------|-------------|------------|--------------|------------|------------|-----------|
| | | | | Att. | Comp. | Yards | Comp% | Yds/Att | TD | INT | LG | Sack/Lost | Rating | No. | Yards | Avg. | LG | TD |
| 2012 | Washington | 15 | 15 | 393 | 258 | 3,200 | 65.6 | 8.1 | 20 | 5 | 88t | 30/217 | 102.4 | 120 | 815 | 6.8 | 76t | 7 |
| 2013 | Washington | 13 | 13 | 456 | 274 | 3,203 | 60.1 | 7.0 | 16 | 12 | 62t | 38/274 | 82.2 | 86 | 489 | 5.7 | 26 | 0 |
| 2014 | Washington | 9 | 7 | 214 | 147 | 1,694 | 68.7 | 7.9 | 4 | 6 | 69t | 33/227 | 86.9 | 38 | 176 | 4.6 | 23 | 1 |
| 2015 | Washington | 0 | 0 | 0 | 0 | 0 | 0.0 | 0.0 | 0 | 0 | 0 | 0/0 | 0.0 | 0 | 0 | 0.0 | 0 | 0 |
| 2016 | Cleveland | 5 | 5 | 147 | 87 | 886 | 59.2 | 6.0 | 2 | 3 | 58 | 22/138 | 72.5 | 31 | 190 | 6.1 | 20 | 2 |
| 2018 | Baltimore | 3 | 0 | 6 | 2 | 21 | 33.3 | 3.5 | 0 | 0 | 14 | 0/0 | 44.4 | 0 | 0 | 0.0 | 0 | 0 |
| Totals | | 45 | 40 | 1,216 | 768 | 9,004 | 63.2 | 7.4 | 42 | 26 | 88t | 123/856 | 88.2 | 275 | 1,670 | 6.1 | 76t | 10 |

CAREER SINGLE-GAME HIGHS [REGULAR SEASON]

Most Attempts:

50 (9/22/13 vs. Det.)

Most Yards Passing:

336 (12/28/14 vs. Dal.)

Longest Gain:

88t (9/9/12 at NO)

Most Completions:

32 (9/22/13 vs. Det.)

Most Touchdowns:

4 2 times (last: 11/22/12 at Dal.)

QB Rating:

158.3 (11/18/12 vs. Phi.)

Most Carries / Rushing Yards:

13 2 times (last: 10/14/12 vs. Min.) / 138 (10/14/12 vs. Min.)

Longest Gain Rushing:

76t (10/14/12 vs. Min.)

Most Rushing Touchdowns:

2 2 times (last: 10/14/12 vs. Min.)

300-yard Passing Games: 7 (last: 324 yards, 12/28/14 vs. Dal.)

POSTSEASON

| Year | Team | GP | GS | PASSING | | | | | | | RUSHING | | | | | | | |
|---------------|------------|----------|----------|-----------|-----------|-----------|-------------|-------------|----------|----------|-----------|-------------|-------------|----------|-----------|------------|----------|----------|
| | | | | Att. | Comp. | Yards | Comp% | Yds/Att | TD | INT | LG | Sack/Lost | Rating | No. | Yards | Avg. | LG | TD |
| 2012 | Washington | 1 | 1 | 19 | 10 | 84 | 52.6 | 4.42 | 2 | 1 | 30 | 2/16 | 77.5 | 5 | 21 | 4.2 | 9 | 0 |
| 2018 | Baltimore | 0 | 0 | | | | | | | | | | | -- | -- | -- | -- | -- |
| Totals | | 1 | 1 | 19 | 10 | 84 | 52.6 | 4.42 | 2 | 1 | 30 | 2/16 | 77.5 | 5 | 21 | 4.2 | 9 | 0 |

3 ROBERT GRIFFIN III

- Made first-career NFL start and led the Redskins to a 40-32 win by completing 19 of 26 attempts for 320 yards and 2 TDs at NO (9/9)...Became the first player in NFL history to throw for 300 yards, 2 TDs and 0 INTs in an NFL debut

— COLLEGE —

- Started 40 games at Baylor, throwing for 10,366 yards, 78 TDs and 17 INTs, adding 2,254 rushing yards and 33 TDs
- As a junior, won the Heisman Trophy, Davey O'Brien Award, Manning Award, National Player of the Year and Big-12's Player of the Year and Offensive Player of the Year awards...Also earned several All-America honors
- In his Heisman-winning campaign, threw for 4,293 yards, 37 TDs and 6 INTs, adding 699 rushing yards and 10 TDs
- As a redshirt sophomore, started every game and completed 304 of 454 passes for 3,501 yards, 22 TDs and 8 INTs...Ran for 635 yards and 8 TDs
- Suffered a season-ending knee injury in the third game of his sophomore campaign and obtained a medical redshirt

- In 2008, was named Big 12 Freshman & Newcomer of the Year and earned Freshman All-America honors, throwing for 2,091 yards, 15 TDs and just 3 INTs
- Also competed in track...Won the gold medal in the 400-meter hurdles at Big 12 Championships and followed that with a third-place finish in the same event at NCAA Outdoor Championships, earning him All-America honors

— HIGH SCHOOL —

- Prepped at Copperas Cove (Copperas Cove, TX) HS, where as a starter in his last two seasons, he recorded 3,357 passing yards, 41 TDs and 9 INTs...Also rushed for 2,161 yards and 32 TDs
- Also ran track and set state records in the 110-meter and 300-meter hurdles...In 2007, was named the Gatorade Texas Boys Track & Field Athlete of the Year

ALWAYS MORE.
NEVER LESS.



— GRIFFIN III'S COMMUNITY IMPACT —

- Established the Family of 3 Foundation to serve struggling military families, underprivileged youth and victims of domestic violence
- Participated in Anthony Levine Sr.'s 10th Annual Home Run Derby & Softball Game with Ravens teammates (2019)
- Hosted the RGIII Quarterback Academy with Baylor Football, working with high school players (2019)
- Participated in the Ravens' Signature Project with M&T Bank to renovate the facility and visit with children at the Webster Kendrick Boys & Girls Club in Baltimore (2019)
- Participated in the Southwest Airlines "Trading Places" event by taking on the role of customer service agent and operations agent at Baltimore/Washington International Thurgood Marshall Airport (2018)
- Funded a complete home makeover through the Family of 3 Foundation for a Vietnam War veteran (2016)
- Hosted the Salute to Fitness event to teach youth and adults in Waco, TX, about healthy habits (2015)
- Attended the Tenth Annual House Inc. Cinderella Ball, which honored children living with disabilities and life-threatening illnesses (2015)
- Joined Maryland Governor Larry Hogan in speaking at the "Stop Bullying in its Tracks" anti-bullying campaign at Six Flags America (2015)
- Hosted the Friday Night Lights football clinic for players and coaches in the Washington, D.C. area (2014-15)
- Surprised military families of TAPS by visiting with them and providing them with a monetary donation (2015)



69 WILLIE HENRY JR.

DEFENSIVE TACKLE
6-3 | 288

COLLEGE: MICHIGAN **HS:** GLENVILLE (CLEVELAND, OH)
BORN: 3/20/94, CLEVELAND, OH
EXP. (NFL/RAVENS): 4/4 **GP/GS (PLAYOFFS):** 17/3 (0/0)



— KEY TRANSACTIONS —

- Placed on Injured Reserve (back) on 10/23/18
- Placed on Injured Reserve (thigh) on 11/15/16
- Was selected by the Ravens in the fourth round (132nd overall) of the 2016 NFL Draft...Was the fourth of five Ravens' picks in the round

— CAREER HIGHLIGHTS —

- Entering 2019, has tallied 35 total tackles, 4.5 sacks, 5 PD and 1 FR
- After not playing as a rookie in 2016, recorded 32 tackles, 3.5 sacks, 5 PD and 1 FR in 2017
- Posted 5 tackles and a career-best 2 sacks in a 23-0 win at GB (11/19/17)
- Registered 5 tackles and 2 PD for a defense that produced 3 sacks and held the Raiders to 245 total yards at Oak. (10/8/17)
- Posted 5 tackles (4 solo) in his first-career NFL game at Jax. (9/24/17)

— PERSONAL —

- Enjoys action movies, particularly the "Bourne" series
- Wears No. 69 because he grew up idolizing Jared Allen... Is also a big fan of DeMarcus Ware
- Went bungee-jumping with his mom for a Mother's Day event when he was younger
- Was enrolled in the College of Literature, Science and the Arts at Michigan, majoring in general studies

— SEASON RECAPS —

2018: (BALTIMORE RAVENS – 3/0, 0/0)

- Recorded 3 tackles (2 solo) before being placed on Injured Reserve (back) on 10/23
- Part of a D-line that helped post franchise records in sacks (11) and passing yards allowed (51) – also permitting the second-fewest total yards (106) in team history – in the 21-0 shutout win at Ten. (10/14)
- Active in his first game of the season, he posted 2 tackles, including 1 sack (-11 yards), for a defense that registered 10 TFL, 8 PD and 5 sacks at Cle. (10/7)
- Was a gameday inactive (abdomen) in games 1-4

2017: (BALTIMORE RAVENS – 14/3)

- Tallied 32 tackles (23 solo), 3.5 sacks (-23 yards), 1 FR and ranked second among AFC DTs with 5 PD for a unit that led the league in both takeaways (34) and INTs (22)
- Registered 4 tackles (3 solo), including 1 sack (-8 yards), in the 23-16 victory vs. Ind. (12/23)
- Produced 2 tackles and 1 FR on a S Eric Weddle strip-sack of QB Matthew Stafford in the 44-20 victory vs. Det. (12/3)
- Recorded 5 solo tackles, including a career-high 2 sacks, for a defense that forced 5 turnovers, registered 6 sacks and posted its third shutout of the season in a 23-0 win at GB (11/19)...It marked just the third time in franchise history the Ravens recorded 6 sacks and forced 5 turnovers
- Recorded 3 tackles and a half-sack (the first of his career) vs. Chi. (10/15)
- Tied a career high with 5 tackles and registered 2 PD for the second-consecutive game in the 30-17 win at Oak. (10/8)

REGULAR SEASON

| Year | Team | GP | GS | TACKLES | | | SACKS | | INTERCEPTIONS | | | | FUMBLES | | | | |
|---------------|-----------|-----------|----------|-----------|-----------|-----------|------------|-------------|---------------|----------|----------|----------|----------|----------|----------|-----------|---|
| | | | | TT | Solo | Asst. | No. | Yards | No. | Yards | LG | TD | PD | FF | FR | Yards | |
| 2016 | Baltimore | 0 | 0 | 0 | 0 | 0 | 0.0 | 0.0 | 0 | 0 | 0 | 0 | 0 | 0 | 0 | 0 | 0 |
| 2017 | Baltimore | 14 | 3 | 32 | 23 | 9 | 3.5 | 23.0 | 0 | 0 | 0 | 0 | 5 | 0 | 1 | 16 | |
| 2018 | Baltimore | 3 | 0 | 3 | 2 | 1 | 1.0 | 11.0 | 0 | 0 | 0 | 0 | 0 | 0 | 0 | 0 | |
| Totals | | 17 | 3 | 35 | 25 | 10 | 4.5 | 34.0 | 0 | 0 | 0 | 0 | 5 | 0 | 1 | 16 | |

SPECIAL TEAMS TACKLES (1): 2017 (1)

CAREER SINGLE-GAME HIGHS [REGULAR SEASON]

| | | | |
|---|--|---|-------------------------------------|
| Total Tackles: 5 3 times (last: 11/19/17 at GB) | INTs: None | Forced Fumbles: None | Sacks: 2 (11/19/17 at GB) |
| Solo Tackles: 5 (11/19/17 at GB) | Passes Defensed: 2 2 times (last: 10/8/17 at Oak.) | Fumble Recoveries: 1 (12/3/17 vs. Det.) | |

POSTSEASON

| Year | Team | GP | GS | TACKLES | | | SACKS | | INTERCEPTIONS | | | | FUMBLES | | | |
|---------------|-----------|----------|----------|------------------------|----------|----------|------------|------------|---------------|----------|----------|----------|----------|----------|----------|----------|
| | | | | TT | Solo | Asst. | No. | Yards | No. | Yards | LG | TD | PD | FF | FR | Yards |
| 2018 | Baltimore | 0 | 0 | INJURED RESERVE - BACK | | | -- | -- | -- | -- | -- | -- | -- | -- | -- | -- |
| Totals | | 0 | 0 | 0 | 0 | 0 | 0.0 | 0.0 | 0 | 0 | 0 | 0 | 0 | 0 | 0 | 0 |

69 WILLIE HENRY JR.

- Batted down 2 of QB Ben Roethlisberger's throws at the line of scrimmage, adding 1 tackle vs. Pit. (10/1)
- Saw action in his first-career NFL game and totaled 5 tackles (4 solo) at Jax. (9/24, in London)

2016: (BALTIMORE RAVENS – 0/0)

- Placed on Injured Reserve (thigh) on 11/15
- Active, but did not play at NYJ (10/23)...Was a gameday inactive for the Ravens' first six games of the season

— COLLEGE —

- Played in 33 games at Michigan (21 starts), before declaring for the draft after his junior season...Posted 86 tackles (40 solo), 10 sacks (-89 yards), 18.5 TFL and 1 INT with the Wolverines
- Earned Big Ten honorable mention as a junior in 2015, recording a career high in tackles (34), TFL (10) and sacks (6.5 for -46 yards)
- Worked out for Ravens coaches at Michigan during John and Jim Harbaugh's "The Greatest Coaching Clinic of All Time" (2016)
- Scored on a 7-yard INT-TD return as a sophomore in 2014

- Earned All-Big Ten Freshman Team by *ESPN.com* in 2013 after tallying 32 tackles, 3 TFL and a blocked PAT

— HIGH SCHOOL —

- Attended Glenville (Cleveland, OH) HS, where he was mentored by legendary high school coach Ted Ginn Sr... Henry produced 10 sacks as a senior
- Played both basketball and football while at Glenville

2018

GAME-BY-GAME DEFENSE

RAVENS

| Date/Opp. | TT | Solo | Asst. | Sacks | INT | PD | FF | FR |
|-----------------|----------|----------|----------|-------------|------------|----------|----------|----------|
| 9/9 vs. Buf. | | | | | | | | |
| 9/13 @ Cin. | | | | | | | | |
| 9/23 vs. Den. | | | | | | | | |
| 9/30 @ Pit. | | | | | | | | |
| 10/7 @ Cle. | 2 | 1 | 1 | 1-11 | 0-0 | 0 | 0 | 0 |
| 10/14 @ Ten. | 0 | 0 | 0 | 0-0 | 0-0 | 0 | 0 | 0 |
| 10/21 vs. NO | 1 | 1 | 0 | 0-0 | 0-0 | 0 | 0 | 0 |
| 10/28 @ Car. | | | | | | | | |
| 11/4 vs. Pit. | | | | | | | | |
| 11/18 vs. Cin. | | | | | | | | |
| 11/25 vs. Oak. | | | | | | | | |
| 12/2 @ Atl. | | | | | | | | |
| 12/9 @ KC | | | | | | | | |
| 12/16 vs. TB | | | | | | | | |
| 12/22 @ LAC | | | | | | | | |
| 12/30 vs. Cle. | | | | | | | | |
| Totals | 3 | 2 | 1 | 1-11 | 0-0 | 0 | 0 | 0 |
| Playoffs | | | | | | | | |
| 1/6/19 vs. LAC | | | | | | | | |
| Totals | 0 | 0 | 0 | 0-0 | 0-0 | 0 | 0 | 0 |

— HENRY JR.'S COMMUNITY IMPACT —



- Hosted the Willie Henry Football Camp at Glenville HS in his hometown of Cleveland (2019)
- Assisted at teammate Patrick Onwuasor's Peanut's Impact Foundation Special Needs Camp and director of player engagement Jameel McClain's 53 Families Foundation Football & Fitness Clinic (2019)
- Participated in the Ravens' Signature Project with M&T Bank to renovate the facility and visit with children at the Webster Kendrick Boys & Girls Club in Baltimore (2019)
- Played in teammate Anthony Levine Sr.'s 10th Annual Home Run Derby & Softball Game with Ravens teammates (2019)
- Attended activity hour and served dinner to patients at the Ronald McDonald House Charities of Baltimore (2018)
- Funded and distributed 200 turkeys to underserved Baltimore City residents alongside teammate Michael Pierce (2018)
- Participated in the team's KaBoom! community playground build in the Douglass Homes neighborhood alongside teammates, Ravens staff and volunteers (2018)
- Participated in the Ravens' "Sip' N Paint" event for breast cancer survivors and those still undergoing treatment (2017)
- Helped distribute coats and warm weather gear to residents at the annual Helping Up Mission coat distribution (2017)
- Joined teammates and Ravens staff members to renovate Mary Ann Winterling Elementary School in Baltimore (2017)
- Participated in the Players Philanthropy Fund's Second Annual Beltway Boards & Brews Cornhole Tournament at the Baltimore Museum of Industry (2018)
- Joined teammates to sign autographs and play games during the Ravens' A Purple Evening, the team's annual event dedicated to female fans (2017-18)
- Joined youth from Woodson Elementary and George Washington Elementary (Baltimore City) to participate in the annual Hometown Huddle Ravens TEAM Challenge...The NFL/United Way Hometown Huddle is a league-wide day of service designed to bring awareness and impact to the issue of youth health and wellness (2016)
- Attended the Ravens 12th annual Holiday Helpers event at Target to shop for gifts with Baltimore youth in need (2016)
- Supports current and former teammates' charitable endeavors including Anthony Levine Sr.'s Celebrity Bowling event (2017), former player Steve Smith Sr.'s Charity Fashion Show (2016) and Lardarius Webb's charity softball game (2017)



44 MARLON HUMPHREY

CORNERBACK
6-0 | 197

COLLEGE: ALABAMA **HS:** HOOVER (BIRMINGHAM, AL)
BORN: 7/8/96, BIRMINGHAM, AL
EXP. (NFL/RAVENS): 3/3 **GP/GS (PLAYOFFS):** 30/13 (1/1)



— KEY TRANSACTIONS —

- Marlon Humphrey was selected by the Ravens in the first round (16th overall) of the 2017 NFL Draft...Declared for the NFL Draft following his redshirt sophomore season

— HONORS —

- Team MVP by Baltimore media (2018)

— CAREER HIGHLIGHTS —

- In 2018, produced 37 tackles, 2 INTs and led the Ravens with 15 PD, earning team MVP honors by Baltimore media
- Produced 1 INT and a career-high 4 PD in the 20-12 win vs. TB (12/16/18)
- As a rookie in 2017, totaled 34 tackles, 2 INTs and finished second on the team with 11 PD for a unit that led the league in both takeaways (34) and INTs (22)
- Recorded his first-career INT (returned 15 yards) and tallied 3 tackles in a 23-0 win at GB (11/19)
- Earned his first-career start in the 30-17 win at Oak. (10/8)

— PERSONAL —

- Father, Bobby, was a first-team All-American RB at Alabama in 1986 and 1987, ranking third in Crimson Tide career rushing yards (3,420)...Bobby became a 1989 first-round draft pick of the Denver Broncos, where he played three seasons and earned 1990 Pro Bowl honors...Bobby also played for the Miami Dolphins in 1992
- Mother, Barbara, set Alabama-Birmingham's still-standing record in the outdoor 400 meters (53.30)
- Older brother, Maudrecus, played WR at Arkansas and UAB...Older sister, Breona, ran track at UAB...Younger sister, Brittle, is a standout hurdler at LSU
- During the 2019 offseason, earned his degree from Alabama, completing a pledge he made after declaring for the draft
- Spent much of the 2018 and 2019 offseasons serving as a volunteer track coach at Hoover (AL) HS

— NOTE THE QUOTE —

"He's always had confidence; now he's just putting it all together — just the mental part of the game, the classroom study. He plays an amazing game with a lot of passion and a lot of fire. He's a young guy with an active body, and he's just out there doing his thing."

— **CB Brandon Carr on CB Marlon Humphrey emerging as a top corner in the NFL in 2018**

— SEASON RECAPS —

2018: (BALTIMORE RAVENS – 14/8, 1/1)

- Produced 37 tackles (31 solo), 2 INTs and led the team with 15 PD for the league's No. 1 overall (292.9 ypg) and No. 2 scoring (17.9 ppg) defense...Was voted team MVP by local reporters who cover the Ravens
- Posted 1 solo tackle for a defense that limited the Chargers to just 243 total yards in the Wild Card vs. LAC (1/6/19)
- Registered a game-sealing INT, with 1:31 remaining in the fourth quarter, to secure the Ravens' 22-10 win at LAC (12/22)...Produced 3 solo tackles and 2 PD for a defense that limited the Chargers to a season-low 198 total yards
- Produced 1 INT and a career-high 4 PD — including a game-sealing fourth-and-4 stop late in the fourth quarter — for a defense that held the Buccaneers to 156 passing yards, in the 20-12 win vs. TB (12/16)
- Recorded 2 PD in the 26-16 win at Atl. (12/2), helping limit the Falcons to just 97 passing yards, which are the fewest by an Atlanta offense since 1999 (105 at SF)
- Posted a game-clinching, fourth-down PD with 1:43 remaining to help seal the 24-21 win vs. Cin. (11/18)
- Recorded 4 tackles (3 solo), including 1 TFL, 1 PD and his first-career FF for a defense that registered 10 TFL, 8 PD and 5 sacks at Cle. (10/7)
- Recorded 4 solo tackles for a defense that allowed the Steelers just 47 second-half yards in the 26-14 win at Pit. (9/30)...Pittsburgh was also 2-of-12 (17%) on third down
- Started at CB and tied a career high by registering 7 tackles (5 solo) at Cin. (9/13)

2018

GAME-BY-GAME DEFENSE

RAVENS

| Date/Opp. | TT | Solo | Asst. | Sacks | INT | PD | FF | FR |
|-----------------|-----------|-----------|----------|------------------|------------|-----------|----------|----------|
| 9/9 vs. Buf. | 2 | 2 | 0 | 0-0 | 0-0 | 3 | 0 | 0 |
| 9/13 @ Cin. | 7 | 5 | 2 | 0-0 | 0-0 | 0 | 0 | 0 |
| 9/23 vs. Den. | 2 | 2 | 0 | 0-0 | 0-0 | 0 | 0 | 0 |
| 9/30 @ Pit. | 4 | 4 | 0 | 0-0 | 0-0 | 0 | 0 | 0 |
| 10/7 @ Cle. | 4 | 3 | 1 | 0-0 | 0-0 | 0 | 1 | 0 |
| 10/14 @ Ten. | 1 | 1 | 0 | 0-0 | 0-0 | 0 | 0 | 0 |
| 10/21 vs. NO | | | | INACTIVE - THIGH | | | | |
| 10/28 @ Car. | | | | INACTIVE - THIGH | | | | |
| 11/4 vs. Pit. | 3 | 2 | 1 | 0-0 | 0-0 | 0 | 0 | 0 |
| 11/18 vs. Cin. | 0 | 0 | 0 | 0-0 | 0-0 | 1 | 0 | 0 |
| 11/25 vs. Oak. | 1 | 1 | 0 | 0-0 | 0-0 | 2 | 0 | 0 |
| 12/2 @ Atl. | 0 | 0 | 0 | 0-0 | 0-0 | 2 | 0 | 0 |
| 12/9 @ KC | 5 | 3 | 2 | 0-0 | 0-0 | 0 | 0 | 0 |
| 12/16 vs. TB | 2 | 2 | 0 | 0-0 | 1-0 | 4 | 0 | 0 |
| 12/22 @ LAC | 3 | 3 | 0 | 0-0 | 1-0 | 2 | 0 | 0 |
| 12/30 vs. Cle. | 3 | 3 | 0 | 0-0 | 0-0 | 1 | 0 | 0 |
| Totals | 37 | 31 | 6 | 0-0 | 2-0 | 15 | 1 | 0 |
| Playoffs | | | | | | | | |
| 1/6/19 vs. LAC | 1 | 1 | 0 | 0-0 | 0-0 | 0 | 0 | 0 |
| Totals | 1 | 1 | 0 | 0-0 | 0-0 | 0 | 0 | 0 |

44 MARLON HUMPHREY

2017: (BALTIMORE RAVENS – 16/5)

- Totaled 34 tackles (30 solo), 2 INTs and finished second on the team with 11 PD for a unit that led the league in both takeaways (34) and INTs (22)
- Started at CB and posted 5 solo tackles at Pit. (12/10)

RAVENS NO. 1 DEFENSE

In 2018, the Ravens produced the NFL's No. 1 defense (yards allowed per game) and permitted the league's second-fewest points per game. It marked the second time (2006) in team history that Baltimore posted the league's No. 1 unit.

2018 TOTAL DEFENSE

| Rk. Team | YPG |
|-----------------|-------|
| 1. Baltimore | 292.9 |
| 2. Buffalo | 294.1 |
| 3. Chicago | 299.7 |
| 4. Minnesota | 309.7 |
| 5. Jacksonville | 311.4 |

2018 SCORING DEFENSE

| Rk. Team | PPG |
|--------------|------|
| 1. Chicago | 17.7 |
| 2. Baltimore | 17.9 |
| 3. Tennessee | 18.9 |
| 4. Houston | 19.8 |
| Jacksonville | 19.8 |

- Saw extensive time when subbing for an injured CB Jimmy Smith (Achilles)...Recorded a team-leading 7 tackles and 1 INT (returned 18 yards) in a 44-20 win vs. Det. (12/3)
- Recorded his first-career INT (returned 15 yards) and tallied 3 tackles for a defense that forced 5 turnovers, registered 6 sacks and posted its third shutout of the season in a 23-0 win at GB (11/19)...It marked just the third time in franchise history the Ravens recorded 6 sacks and forced 5 turnovers
- Registered 4 tackles and 1 PD for a defense that posted a shutout and allowed a season-low 196 yards in a 40-0 win vs. Mia. (10/26)
- Earned his first-career start and posted 3 tackles for a defense that produced 3 sacks and held the Raiders to 245 total yards in the 30-17 victory at Oak. (10/8)

RAVENS "D" UNDER HARBAUGH

During the John Harbaugh Era (2008-18), Baltimore's "D" has been superb, ranking at or near the top in all major categories.

POINTS PER GAME ALLOWED

| | |
|----------------|------|
| 1. Baltimore | 19.0 |
| 2. Pittsburgh | 19.2 |
| 3. New England | 19.4 |

TOUCHDOWNS ALLOWED

| | |
|---------------|-----|
| 1. Baltimore | 355 |
| 2. Pittsburgh | 366 |
| 3. Seattle | 374 |

TOTAL NET YARDS ALLOWED

| | |
|---------------|-------|
| 1. Pittsburgh | 308.9 |
| 2. Baltimore | 315.5 |
| 3. NY Jets | 324.0 |

OPPONENT PASSER RATING

| | |
|---------------|------|
| 1. Baltimore | 79.3 |
| 2. Buffalo | 80.9 |
| 3. Cincinnati | 82.3 |

RUSHING YARDS ALLOWED

| | |
|---------------|-------|
| 1. Pittsburgh | 93.8 |
| 2. Baltimore | 96.8 |
| 3. Minnesota | 102.2 |

THIRD-DOWN DEFENSE

| | |
|--------------|------|
| 1. Baltimore | 36.0 |
| 2. Houston | 36.1 |
| 3. Denver | 36.3 |



REGULAR SEASON

| Year | Team | GP | GS | TACKLES | | | SACKS | | INTERCEPTIONS | | | | FUMBLES | | | |
|---------------|-----------|-----------|-----------|-----------|-----------|-----------|------------|------------|---------------|-----------|-----------|----------|-----------|----------|----------|----------|
| | | | | TT | Solo | Asst. | No. | Yards | No. | Yards | LG | TD | PD | FF | FR | Yards |
| 2017 | Baltimore | 16 | 5 | 34 | 30 | 4 | 0.0 | 0.0 | 2 | 33 | 18 | 0 | 11 | 0 | 0 | 0 |
| 2018 | Baltimore | 14 | 8 | 37 | 31 | 6 | 0.0 | 0.0 | 2 | 0 | 0 | 0 | *15 | 1 | 0 | 0 |
| Totals | | 30 | 13 | 71 | 61 | 10 | 0.0 | 0.0 | 4 | 33 | 18 | 0 | 26 | 1 | 0 | 0 |

*LED TEAM

CAREER SINGLE-GAME HIGHS [REGULAR SEASON]

Total Tackles:

7 2 times (last: 9/13/18 at Cin.)

Solo Tackles:

5 3 times (last: 9/13/18 at Cin.)

Sacks:

None

INTs:

1 4 times (last: 12/22/18 at LAC)

Passes Defensed:

4 (12/16/18 vs. TB)

Forced Fumbles:

1 (10/7/18 at Cle.)

Fumble Recoveries:

None

POSTSEASON

| Year | Team | GP | GS | TACKLES | | | SACKS | | INTERCEPTIONS | | | | FUMBLES | | | |
|---------------|-----------|----------|----------|----------|----------|----------|------------|------------|---------------|----------|----------|----------|----------|----------|----------|----------|
| | | | | TT | Solo | Asst. | No. | Yards | No. | Yards | LG | TD | PD | FF | FR | Yards |
| 2018 | Baltimore | 1 | 1 | 1 | 1 | 0 | 0.0 | 0.0 | 0 | 0 | 0 | 0 | 0 | 0 | 0 | 0 |
| Totals | | 1 | 1 | 1 | 1 | 0 | 0.0 | 0.0 | 0 | 0 | 0 | 0 | 0 | 0 | 0 | 0 |

44 MARLON HUMPHREY

- Recorded 4 solo tackles and spent time matched up one-on-one with standout Steelers WR Antonio Brown, helping limit him to 4 catches for 34 yards vs. Pit. (10/1)
- Saw action on special teams and competed from scrimmage for a defense that forced 5 turnovers (4 INTs and 1 FR) and posted the 11th shutout in franchise history in the 20-0, season-opening victory at Cin. (9/10)

— COLLEGE —

- Started all 29 games in which he played, posting 81 tackles, 5 INTs (1 returned for a TD), 13 PD and 3 FFs
- During his two years as a starter, Alabama registered a 28-2 record, making two appearances in the CFP National Championship...Crimson Tide won the 2015 national title
- In 2016, helped the Alabama defense lead the nation in scoring (13.0 ppg) and rushing (63.9 ypg), while ranking second in total defense (261.8 ypg)...Was also selected first-team All-American by the FWAA
- In 2015, was named to the Freshman All-SEC Team, posting 45 tackles, 3 INTs and 8 PD

— HIGH SCHOOL —

- Prepped at Hoover (Birmingham, AL) HS, where he was a three-time Alabama Sports Writers Association's first-team 6A All-State honoree

- Tallied 13 INTs and 31 PD during his career, helping lead Hoover to State Championships in 2012 and 2013
- Named the 2013 *Birmingham News* Metro Boys Track Athlete of the Year...Posted a top time of 6.89 seconds in the indoor 60-meter dash, 7.80 in the 60-meter hurdles and a 48.11 best in the 400-meter hurdles



— HUMPHREY'S COMMUNITY IMPACT —

- Hosted his Ball Speed and Agility Camp in his hometown of Hoover, AL (2019)
- Participated in Anthony Levine Sr.'s 10th Annual Home Run Derby & Softball Game with Ravens teammates (2019)
- Helped build HOPE kits with teammate Brandon Carr at the Under Armour Performance Center, which were sent to breast cancer patients at Johns Hopkins and Medstar Union Memorial Hospital (2018)
- Battled overseas military members in video game competitions in the Ravens' first Pros vs. GI Joes tournament (2018)
- Attended the Ravens 14th annual Holiday Helpers event at Target to shop for gifts with Baltimore youth in need (2018)
- Teamed up with the Ravens and Verizon Wireless to "Pass it Forward" by surprising customers at Safeway with gift cards (2018)
- Helped distribute coats and warm weather gear to residents at the annual Helping Up Mission coat distribution (2018)
- Attended Jimmy Seafood's "Shrimp & Gifts" event as a celebrity shopper (2018)
- Participated in the team's KaBoom! playground build in the Douglass Homes neighborhood alongside teammates, Ravens staff and volunteers (2018)
- Joined the 2017 rookie class at the Helping Up Mission men's shelter Baltimore City to visit and serve dinner to residents
- Participated in a police ride along with law enforcement officials in West Baltimore to meet with local youth and discuss topics surrounding social justice (2017)
- Joined teammates to sign autographs and play games during the Ravens' A Purple Evening, the team's annual event dedicated to female fans (2017)
- Partnered with Jimmy's Famous Seafood for 9th Annual Toys for Tots Gala (2017)
- Supports current and former teammates' charitable endeavors including Anthony Levine Sr.'s Celebrity Bowling event (2017), Tony Jefferson's "Shop With A Jock" Shopping event, Matthew Judon's Karaoke and Lip Sync Party (2018) and Jameel McClain's 53 Families Thanksgiving event (2017-18)



81 HAYDEN HURST

TIGHT END
6-4 | 260

COLLEGE: SOUTH CAROLINA **HS:** BOLLES SCHOOL (JACKSONVILLE, FL)
BORN: 8/24/93, JACKSONVILLE, FL
EXP. (NFL/RAVENS): 2/2 **GP/GS (PLAYOFFS):** 12/0 (1/0)



— KEY TRANSACTIONS —

- Hayden Hurst was selected by the Ravens in the first round (25th overall) of the 2018 NFL Draft...Declared for the draft following his junior season...Was the first of two (QB Lamar Jackson, 32nd) first-round picks by Baltimore

— CAREER HIGHLIGHTS —

- In 2018, registered 13 receptions for 163 yards and a TD, helping the Ravens produce a single-season team-record 5,999 total net yards
- Recorded a career-high 3 receptions (tied vs. TB on 12/16) for 25 yards in the 34-17 win vs. Oak. (11/25/18)
- Scored his first-career TD on a 26-yard reception from fellow rookie QB Lamar Jackson at Car. (10/28/18)... Finished with 2 catches for 29 yards
- Saw action in his first-career NFL game at Cle. (10/7/18), posting 1 catch for 7 yards

— PERSONAL —

- Played two seasons in the Pittsburgh Pirates organization in the rookie Gulf Coast League, first as a pitcher in 2013 and then as a first baseman in 2014...Was selected by the Pirates in the 17th round of the 2012 MLB Draft
- Majored in sport and entertainment management
- Following his playing career, is interested in becoming a football or strength & conditioning coach
- Is a major advocate for mental-health awareness, starting The Hayden Hurst Family Foundation to educate and provide resources to young athletes in an effort to end the stigma surrounding mental health

— SEASON RECAPS —

2018: (BALTIMORE RAVENS – 12/0, 1/0)

- Registered 13 receptions for 163 yards and a TD as a rookie, helping the Ravens produce a single-season team-record 5,999 total net yards
- Recorded a career-high 3 receptions (tied vs. TB on 12/16) for 25 yards in the 34-17 win vs. Oak. (11/25)
- Scored his first-career TD on a 26-yard reception from fellow rookie QB Lamar Jackson at Car. (10/28)... Finished with 2 catches for 29 yards
- Saw action in his first-career NFL game at Cle. (10/7), posting 1 catch for 7 yards
- Was a gameday inactive (foot) in games 1-4

2018

GAME-BY-GAME OFFENSE

| Date/Opp. | RECEIVING | | | | | RUSHING | | | | |
|-----------------|-----------------|------------|-------------|-----------|----------|----------|----------|------------|----------|----------|
| | No. | Yds. | Avg. | LG | TD | No. | Yds. | Avg. | LG | TD |
| 9/9 vs. Buf. | INACTIVE - FOOT | | | | | -- | -- | -- | -- | -- |
| 9/13 @ Cin. | INACTIVE - FOOT | | | | | -- | -- | -- | -- | -- |
| 9/23 vs. Den. | INACTIVE - FOOT | | | | | -- | -- | -- | -- | -- |
| 9/30 @ Pit. | INACTIVE - FOOT | | | | | -- | -- | -- | -- | -- |
| 10/7 @ Cle. | 1 | 7 | 7.0 | 7 | 0 | 0 | 0 | 0.0 | 0 | 0 |
| 10/14 @ Ten. | 0 | 0 | 0.0 | 0 | 0 | 1 | 0 | 0.0 | 0 | 0 |
| 10/21 vs. NO | 0 | 0 | 0.0 | 0 | 0 | 0 | 0 | 0.0 | 0 | 0 |
| 10/28 @ Car. | 2 | 29 | 14.5 | 26t | 1 | 0 | 0 | 0.0 | 0 | 0 |
| 11/4 vs. Pit. | 1 | 21 | 21.0 | 21 | 0 | 0 | 0 | 0.0 | 0 | 0 |
| 11/18 vs. Cin. | 0 | 0 | 0.0 | 0 | 0 | 0 | 0 | 0.0 | 0 | 0 |
| 11/25 vs. Oak. | 3 | 25 | 8.3 | 11 | 0 | 0 | 0 | 0.0 | 0 | 0 |
| 12/2 @ Atl. | 0 | 0 | 0.0 | 0 | 0 | 0 | 0 | 0.0 | 0 | 0 |
| 12/9 @ KC | 0 | 0 | 0.0 | 0 | 0 | 0 | 0 | 0.0 | 0 | 0 |
| 12/16 vs. TB | 3 | 20 | 6.7 | 8 | 0 | 0 | 0 | 0.0 | 0 | 0 |
| 12/22 @ LAC | 1 | 18 | 18.0 | 18 | 0 | 0 | 0 | 0.0 | 0 | 0 |
| 12/30 vs. Cle. | 2 | 43 | 21.5 | 32 | 0 | 0 | 0 | 0.0 | 0 | 0 |
| Totals | 13 | 163 | 12.5 | 32 | 1 | 1 | 0 | 0.0 | 0 | 0 |
| Playoffs | | | | | | | | | | |
| 1/6/19 vs. LAC | 0 | 0 | 0.0 | 0 | 0 | 0 | 0 | 0.0 | 0 | 0 |
| Totals | 0 | 0 | 0.0 | 0 | 0 | 0 | 0 | 0.0 | 0 | 0 |

REGULAR SEASON

| Year | Team | GP | GS | RECEIVING | | | | | RUSHING | | | | |
|---------------|-----------|-----------|----------|-----------|------------|-------------|-----------|----------|----------|----------|------------|----------|----------|
| | | | | No. | Yards | Avg. | LG | TD | No. | Yards | Avg. | LG | TD |
| 2018 | Baltimore | 12 | 0 | 13 | 163 | 12.5 | 32 | 1 | 1 | 0 | 0.0 | 0 | 0 |
| Totals | | 12 | 0 | 13 | 163 | 12.5 | 32 | 1 | 1 | 0 | 0.0 | 0 | 0 |

CAREER SINGLE-GAME HIGHS [REGULAR SEASON]

RECEIVING

Receptions: 3 2 times (last: 12/16/18 vs. TB)
Yardage: 43 (12/30/18 vs. Cle.)

Long Gain: 32 (12/30/18 vs. Cle.)
Touchdowns: 1 (10/28/18 at Car.)

RUSHING

Carries: 1 (10/14/18 at Ten.)
Yardage: 0 (10/14/18 at Ten.)

Long Gain: 0 (10/14/18 at Ten.)
Touchdowns: None

POSTSEASON

| Year | Team | GP | GS | RECEIVING | | | | | RUSHING | | | | |
|---------------|-----------|----------|----------|-----------|----------|------------|----------|----------|----------|----------|------------|----------|----------|
| | | | | No. | Yards | Avg. | LG | TD | No. | Yards | Avg. | LG | TD |
| 2018 | Baltimore | 1 | 0 | 0 | 0 | 0.0 | 0 | 0 | 0 | 0 | 0.0 | 0 | 0 |
| Totals | | 1 | 0 | 0 | 0 | 0.0 | 0 | 0 | 0 | 0 | 0.0 | 0 | 0 |

81 HAYDEN HURST



— COLLEGE —

- Saw action in 38 games (27 starts), recording 100 receptions for 1,281 yards and 3 TDs
- Set the school record for a TE and finished ranked 17th overall with 100 catches...Ranks second among Gamecock TEs for career receiving yards (1,281)
- During his two years (2016-17) as a starter, he never missed a game and racked up 92 catches for 1,195 yards and 3 TDs
- A two-time “permanent” team captain, he initially earned the honor in 2016, when he became the first South Carolina sophomore ever to do so
- In 2017, earned multiple awards and honors, including first-team All-SEC by media and league coaches, John Mackey Award (nation’s top TE) semifinalist, South Carolina’s Strength & Conditioning Award, Unselfish Teammate Award (offense) and Tenacity (offense) Award
- Named to All-SEC Fall Academic Honor Roll (2015-17)

— HIGH SCHOOL —

- Prepped at The Bolles School (Jacksonville, FL), where he was a standout baseball and football player



— HURST’S COMMUNITY IMPACT —

- Started The Hayden Hurst Family Foundation to support and provide resources to adolescents and teens struggling with mental health, and to foster open, healthy communication about those challenges
- Visited The Stadium School to present the Ravens' Touchdown for Teachers award to Rickey Solomon (2019)
- Partnered with BTST (“A Better Tomorrow Starts Today”) Services for “Hayden’s Critical Catch,” an initiative to provide 81 mental health therapy sessions to local student-athletes as a way to introduce them to mental health care, end the stigma surrounding mental health obstacles and let them know that they are not alone (2019)
- Hosted the Hayden Hurst Celebrity Golf Tournament to benefit his foundation (2019)
- Participated in the Ravens’ “Sip’ N Paint” event for breast cancer survivors and those still undergoing treatment (2018)
- Attended Jimmy Seafood’s “Shrimp & Gifts” event as a celebrity shopper (2018)
- Participated in the team’s KaBoom! community playground build in the Douglass Homes neighborhood alongside teammates, Ravens staff and volunteers (2018)

FIRST-ROUND FINDS

Led by **Eric DeCosta** and **Ozzie Newsome**, the Ravens have tabbed 25 players in the first round. These picks have earned 61 combined Pro Bowls, many All-Rookie honors, multiple Defensive Player of the Year awards, two Super Bowl MVPs and three Hall of Fame selections.

RAVENS ALL-TIME FIRST-ROUND DRAFT PICKS

| Year | Name | Pick | Pro Bowls |
|------|----------------------|------|-----------|
| 1996 | T Jonathan Ogden* – | 4 | 11 |
| 1996 | LB Ray Lewis* ++ ~ – | 26 | 13 |
| 1997 | LB Peter Boulware* | 4 | 4 |
| 1998 | CB Duane Starks* | 10 | |
| 1999 | CB Chris McAlister* | 10 | 3 |
| 2000 | RB Jamal Lewis*= | 5 | 1 |
| 2000 | WR Travis Taylor | 10 | |
| 2001 | TE Todd Heap* | 31 | 2 |
| 2002 | S Ed Reed*+ – | 24 | 9 |
| 2003 | OLB Terrell Suggs*+ | 10 | 7 |
| 2003 | QB Kyle Boller | 19 | |
| 2005 | WR Mark Clayton* | 22 | |
| 2006 | DT Haloti Ngata* | 12 | 5 |
| 2007 | G Ben Grubbs* | 29 | 2 |
| 2008 | QB Joe Flacco^ ~ | 18 | |
| 2009 | T Michael Oher* | 23 | |
| 2011 | CB Jimmy Smith | 27 | |
| 2013 | S Matt Elam | 32 | |
| 2014 | LB C.J. Mosley* | 17 | 4 |
| 2015 | WR Breshad Perriman | 26 | |
| 2016 | T Ronnie Stanley | 6 | |
| 2017 | CB Marlon Humphrey | 16 | |
| 2018 | TE Hayden Hurst | 25 | |
| 2018 | QB Lamar Jackson | 32 | |
| 2019 | WR Marquise Brown | 25 | |

* All-Rookie Team ^ Rookie of the Year (*NFL.com* Fan Vote)
 ~ Super Bowl MVP + Defensive Player of the Year Award
 = Offensive Player of the Year Award – Pro Football Hall of Fame

- Helped the Bulldogs to a pair of state baseball titles, earning Florida All-Region first-team honors and 2012 Rawlings second-team All-American accolades as a right-handed pitcher who could throw in the low 90s
- Turned down a baseball scholarship from Florida State to sign with the Pittsburgh Pirates



74 JAMES HURST

GUARD / TACKLE
6-5 | 310

COLLEGE: NORTH CAROLINA HS: PLAINFIELD (IN)

BORN: 12/17/91, PLAINFIELD, IN

EXP. (NFL/RAVENS): 6/6 GP/GS (PLAYOFFS): 74/42 (3/3)



ALWAYS MORE.
NEVER LESS.

— KEY TRANSACTIONS —

- Re-signed (four-year contract) with the Ravens on 3/12/18
- Re-signed (restricted free agent) with the Ravens on 4/19/17
- Signed with the Ravens as a rookie free agent on 5/12/14

— CAREER HIGHLIGHTS —

- Has started 19 games at LG, 14 at LT, seven at RT and two as a TE in "jumbo formations"
- In 2017, played in all 16 games for the fourth-consecutive season, starting at LG and helping the team produce the NFL's ninth-ranked scoring attack (24.7 ppg)
- Was one of three rookie free agents (LB Zachary Orr and RB Fitzgerald Toussaint) to make the Ravens' 2014 opening-day 53-man roster
- In 2016, competed in all 16 games (three starts) and was part of an O-line that helped protect QB Joe Flacco, allowing him to throw for a franchise-record 4,317 yards
- Competed in all 16 games in 2015 for an O-line that permitted the NFL's third-fewest sacks (24) and helped set a single-season team-record with 4,271 net passing yards
- Saw action in all 16 games as a rookie in 2014, including five starts (at LT), for an offense that set franchise single-season records in yards (5,838) and points scored (409)

— PERSONAL —

- Enjoys playing disc golf, calling it his favorite hobby
- Fan of the MLS's Portland Timbers and has attended multiple games there
- Graduated with a degree in exercise science and is interested in being a personal trainer or working in physical therapy following his playing career
- Avid reader, citing "The Breach" by Patrick Lee as his favorite book
- Married Amanda Griffin in April 2016

— NOTE THE QUOTE —

"The guy does everything the right way. He's a true pro. He cares. He has a heck of a lot of respect in this locker room for the things that he's done."

— Pro Bowl G Marshal Yanda

— SEASON RECAPS —

2018: (BALTIMORE RAVENS – 10/10, 1/1)

- Helped the team produce the NFL's No. 2 rushing attack, totaling 2,441 yards (152.6 ypg)...Marked the second-most rushing yards in franchise single-season history

- Baltimore also tallied a single-season team-record 5,999 total net yards
- Helped the Ravens' rushing attack gain a season-high 296 yards in the 26-24 win vs. Cle. (12/30)...Marked the third-most rushing yards in single game team history
- Started at LG and protected QB Lamar Jackson, allowing him to complete 12 of 22 passes for a career-high 204 yards and 1 TD (101.3 QB rating) in the 22-10 win at LAC (12/22)
- Part of an O-line that helped pave the way for 242 rushing yards in the 20-12 win vs. TB (12/16)... Baltimore became the first team since 1976 (Steelers) to rush for at least 190 yards in five-consecutive games
- Was a gameday inactive (back) in games 7-12
- Started at RT for an offensive line that did not permit a sack and helped pave the way for 123 rushing yards and 2 rushing TDs in the 21-0 win at Ten. (10/14)
- Started at RT for an O-line that helped pave the way for 451 total yards (the most ever by a Ravens' team at Pittsburgh) in the 26-14 win at Pit. (9/30)
- Started for an O-line that helped protect QB Joe Flacco, allowing him to record 376 passing yards (the sixth-highest total of his career) and 2 TDs at Cin. (9/13)
- Started at RT and helped protect QB Joe Flacco, allowing him to complete 25 of 34 passes for 23 yards and 3 TDs in the 47-3 season-opening win vs. Buf. (9/9)

2017: (BALTIMORE RAVENS – 16/16)

- The Ravens permitted the league's seventh-fewest sacks (27, tied Vikings), helping the team produce the NFL's ninth-ranked scoring attack (24.7 ppg)...Over the last nine games of the season, Baltimore averaged the league's second-most points per contest
- Protected QB Joe Flacco, allowing him to complete 26 of 42 passes for a season-high 288 yards and 1 TD in the 27-10 win at Cle. (12/17)
- In his 60th-consecutive game, played for an O-line that protected QB Joe Flacco, allowing 0 sacks and helping the Ravens produce a season high in points in the 44-20 victory vs. Det. (12/3)
- Part of an O-line that helped pave the way for 139 rushing yards and 2 rushing TDs in the 23-16 win vs. Hou. (11/27)
- Part of an offensive line that did not permit a sack, while paving the way for a season-high 174 rushing yards in a 40-0 win vs. Mia. (10/26)
- Started at LG for an offense that did not allow a sack and generated 143 rushing yards in a 30-17 victory at Oak. (10/8)
- Started at LG for an O-line that helped the Ravens register 136 rushing yards and QB Joe Flacco throw for 2 TDs in a 24-10 win vs. Cle. (9/17)

74 JAMES HURST

- Started at LG for an O-line that helped the Ravens' rushing attack gain 157 yards, while also permitting just 1 sack, in the 20-0 season-opening victory vs. Cin. (9/10)

2016: (BALTIMORE RAVENS – 16/3)

- Part of an offensive line that helped protect QB Joe Flacco, allowing him to register a career-high 64.9 completion percentage (436-of-672) and throw for a franchise-record 4,317 yards...Also played tight end in several games for the Ravens for blocking purposes
- Started at RT for an injured T Rick Wagner and protected QB Joe Flacco, allowing him to record his 28th-career 300-yard passing game (307 yards) at NYG (10/16)
- Started at LT for an injured T Ronnie Stanley (foot) and was part of an offensive line that helped generate 130 rushing yards vs. Oak. (10/2)

2015: (BALTIMORE RAVENS – 16/8)

- Played for an O-line that permitted the NFL's third-fewest sacks (24) and helped produce a single-season franchise-record 4,271 net passing yards (eighth in the league)
- Played on special teams after starting at TE in the Ravens "jumbo formation" in the 20-17 victory vs. Pit. (12/27) and vs. KC (12/20)
- Started at LT for an offensive line that did not permit a sack in the 33-27 victory at Cle. (11/30)
- Started at LT, helping QB Joe Flacco complete 25 of 37 passes for 319 yards, 1 TD and a season-high 103.3 rating, in the 29-26 victory vs. SD (11/1)...Helped block on Flacco's 1-yard TD run, giving the Ravens a 26-23 fourth-quarter lead
- Started at LT for an offense that produced 191 rushing yards in the 23-20 OT win at Pit. (10/1)...Helped block for RB Justin Forsett, who carried the ball a career-high 27 times for 150 rushing yards (second most in his career)
- Started at LT for an O-line that did not allow a sack and helped QB Joe Flacco throw for 362 yards, including 186 to WR Steve Smith Sr. (third in team history), vs. Cin. (9/27)
- Started at LT in place of T Eugene Monroe (concussion) and played every snap for an offense that gained the sixth-most net yards (493) in franchise history at Oak. (9/20)

2014: (BALTIMORE RAVENS – 16/5, 2/2)

- Made five starts (at LT) for an offense that established franchise single-season records in yards (5,838) and points scored (409)

- Helped QB Joe Flacco establish career highs in passing yards (3,986, since broken) and TD passes (27)
- Was one of three RFAs (LB Zachary Orr and RB Fitzgerald Toussaint) to make the Ravens' opening-day 53-man roster
- Started both postseason games at LT (for an injured Eugene Monroe), helping produce 727 net yards and 61 points
- Started at LT, helping RB Justin Forsett rush for 129 yards (third most in Ravens postseason history) and QB Joe Flacco throw for a postseason franchise-record 4 TDs in the Divisional Playoff at NE (1/10/15)
- Started at LT for an offense that gained 475 yards and racked up 6 TDs at TB (10/12)...Helped protect QB Joe Flacco, allowing him to complete 75% of his passes (21 of 28) for 306 yards and a franchise-record-tying 5 TDs and a team-record 149.7 QB rating...Also helped RB Justin Forsett rush for his third-career 100-yard game (111 yards)
- Started his first-career game at LT (Eugene Monroe - knee) for an offense that posted 454 total yards and 5 TDs vs. Car. (9/28)...Helped QB Joe Flacco throw for 327 yards and 3 TDs for a then-franchise-record 137.4 QB rating

— COLLEGE —

- Played in 50 games (school-record-tying 48 starts) at North Carolina, where he was a two-time first-team All-ACC, two-time second-team All-ACC and Freshman All-America selection (*Rivals.com*, *Phil Steele* and *The Sporting News*)
- Earned first-team All-ACC honors as a senior in 2013 after starting all 13 games at LT
- Received first-team (coaches) and second-team (media) All-ACC accolades after helping the Tar Heels set school records in total offense, scoring and passing yards...Part of the ACC-leading and NCAA's No. 9-ranked O-line that allowed 11 sacks (0.92 per game)
- Graduated with a degree in exercise and sport science


— HIGH SCHOOL —

- Prepped at Plainfield (IN) HS, where he was a two-time first-team All-Conference, All-Area and All-State honoree
- Received Area Player of the Year recognition and ranked as the No. 10 overall player in the country and the No. 2 offensive tackle by *Rivals.com* as a senior



— HURST'S COMMUNITY IMPACT —

- Participated in the team's KaBoom! playground build in the Douglass Homes neighborhood alongside teammates, Ravens staff and volunteers (2018)
- Joined teammates to sign autographs and play games during the Ravens' A Purple Evening, the team's annual event dedicated to female fans (2017)
- Served as a celebrity shopper during former player Benjamin Watson's Big BENefit Holiday Shopping Event (2017)
- Attended the Goodwill Gridiron Halloween party to benefit Goodwill Industries of the Chesapeake (2015)



21

RUNNING BACK
5-9 | 210



MARK INGRAM II

COLLEGE: ALABAMA **HS:** FLINT (MI) SOUTHWESTERN ACADEMY

BORN: 12/21/89, HACKENSACK, NJ

EXP. (NFL/RAVENS): 9/1 **GP/GS (PLAYOFFS):** 106/63 (6/3)



ALWAYS MORE.
NEVER LESS.

— KEY TRANSACTIONS —

- Signed with the Ravens as an unrestricted free agent (NO) on 3/15/19
- Placed on Injured Reserve on 12/10/15
- Signed a four-year extension with the Saints on 3/8/15
- Placed on Injured Reserve on 1/3/12
- Selected by the New Orleans Saints in the first round (28th overall) of the 2011 NFL Draft

— HONORS —

- Two-time Pro Bowler (2014, 2017)
- Saints Walter Payton Man of the Year (2018)
- FedEx Ground Player of the Week (Week 10 & Week 11, 2017; Week 12, 2016; Week 8, 2014; Week 10, 2013)
- NFC Off. Player of the Week (Week 11, 2017; Week 12, 2016)
- Castrol Clutch Performer (Week 6 & Week 10, 2017)
- Saints Ed Block Courage Award recipient (2012)

— CAREER HIGHLIGHTS —

- Entering 2019, owns 6,007 rushing yards and 50 TDs on 1,321 carries, adding 228 catches for 1,598 yards and 5 TDs
- Over the past five seasons (2014-18), his 4.7 yards-per-carry average ranks No. 1 among NFL RBs...Additionally, his 39 rushing scores during this span are the league's second most (Todd Gurley – 46)
- Since entering the NFL in 2011, Ingram's 50 rushing TDs tie (LeGarrette Blount) for the league's fifth most
- Has twice eclipsed the 1,000-yard rushing barrier, doing so in 2017 (1,124) and in 2016 (1,043)
- In 2018, while helping lead New Orleans to the NFC Championship game, he totaled 645 rushing yards and 7 total TDs (6 rushing and 1 receiving) in 12 games
- In 2018, became the Saints' all-time rushing TDs leader (50), passing RB Deuce McAllister's mark of 49 TDs
- In 2017, recorded personal bests in rushing yards (1,124 – second in the NFC and fifth in the NFL), attempts (230), TDs (12 – second in the NFL), receiving yards (416) and receptions (58)...His 1,540 total yards from scrimmage also marked a new career-high
- Recorded a career-high 3 TDs on 21 rushes for 131 yards at Buf. (11/12/17)

— PERSONAL —

- Father, Mark Ingram Sr., was drafted by the New York Giants (28th overall) in 1987 and played 10 NFL seasons with the Giants, Dolphins, Packers and Eagles, including a win in Super Bowl XXV

— SEASON RECAPS —

2018: (NEW ORLEANS SAINTS – 12/6, 2/1)

- Ranked second on the Saints in rushing with 138 carries for 645 yards (4.6 avg.) with 6 TDs, adding 21 receptions for 170 yards with 1 TD
- In two postseason contests, carried 18 times for 84 yards (4.7 avg.)...Also caught 4 passes for 15 yards
- Rushed 9 times for 53 yards, including a 36-yard run, the longest non-scoring rush in team postseason history, in the NFC Divisional Playoff vs. Phi. (1/13/19)...Surpassed RBs Reggie Bush and Pierre Thomas to set a Saints' record for career postseason rushing yards (246)
- Recorded 11 carries for 35 yards with 1 TD and surpassed Deuce McAllister to become the Saints' all-time rushing TDs leader (50) vs. Pit. (12/23)...Moved into a tie for second place in the NO record books with McAllister for overall touchdowns (55)
- Reached 7,500 total career yards from scrimmage on 12 carries for 63 yards, becoming the fifth Saint to achieve the feat, at Car. (12/17)
- Rushed 13 times for 52 yards and 1 TD at TB (12/9)
- In his 100th-career game, finished with 103 yards and 2 TDs on 16 carries vs. Phi. (11/18)
- Finished with 13 carries for a team-high 104 yards and tallied 3 receptions for 58 yards and 1 TD at Cin. (11/11)
- Made his 2018 debut with 16 carries for 53 yards and 2 TDs, adding 2 receptions for 10 yards vs. Was. (10/8)

2017: (NEW ORLEANS SAINTS – 16/12, 2/2)

- En route to earning his second Pro Bowl, recorded personal bests in rushing yards (1,124 – second in the NFC and fifth in the NFL), attempts (230), TDs (12 – second in the NFL), receiving yards (416) and receptions (58)
- His 1,540 total yards from scrimmage marked a new career high, also ranking seventh in the NFL...Ranked fourth in league in average rushing yards per carry (4.89 avg.)
- Rushed 13 times for 44 yards and a 26-yard TD and caught 3 passes for 22 yards vs. Atl. (12/24)
- Registered 12 rushes for 74 yards and 2 TDs, including a 50-yard score vs. NYJ (12/17)
- Notched 14 carries for 86 yards and 1 TD and caught a team-high 6 passes for 37 yards vs. Car. (12/3)
- Named NFL Offensive Player of the Week when he recorded 11 carries for a season-high 134 yards and 1 TD vs Was. (11/19)...Also moved into second place on New Orleans' all-time rushing list, surpassing 5,000 career yards in his 13th 100-yard rushing game
- Recorded a career-high 3 TDs on 21 rushes for 131 yards as

21 MARK INGRAM II

part of an effort that resulted in 298 total rushing yards, the third-highest total in team history, at Buf. (11/12)...Joined with RB Alvin Kamara to form the first Saints duo with 100-yard rushing games since 2006, also collaborating with WR Michael Thomas, for the first trio in team history with two 100-yard rushing games and one 100-yard receiving game

- Started his 50th-career game and tallied 18 rushes for 75 yards vs. Chi. (10/29)...Also added 6 receptions for 24 yards
- Rushed 22 times for 105 yards and 1 TD and caught 4 passes for 5 yards at GB (10/22)
- Carried 25 times for 114 yards and 2 TDs, including a season-long 51-yard rush, and caught a team-high 5 passes for 36 yards vs. Det. (10/15)
- Recorded 14 rushes for 56 yards and caught 2 passes for 30 yards at Car. (9/24)

2016: (NEW ORLEANS SAINTS – 16/14)

- Rushed 205 times for team-high 1,043 yards (posting a career-high 5.1 avg.) and 6 TDs... Added 46 catches for 319 yards and 4 TDs
- Ranked fifth in the NFL in yards per carry (5.1), 11th in rushing yards (1,043 yards), 14th in yards from scrimmage (1,362) and 15th in scoring among non-kickers (64)
- Totaled 14 points on 18 carries for 90 yards, posting 2 TDs and a 2-point conversion vs. TB (12/24)
- Carried 17 times for 78 yards and caught 2 passes for 14 yards at Ari. (12/18)...Became the fourth Saint ever with 4,000 career rushing yards
- Registered 7 rushes for 37 yards and recorded 5 receptions for 16 yards vs. Det. (12/4)... Became first Saint to tally 1,000 total yards from scrimmage in three-consecutive seasons since WR Marques Colston did so from 2009-12
- Named NFC Offensive Player of the Week for the first time after rushing 14 times for 146 yards and a TD vs. LAR (11/26)...Also recorded a 21-yard TD reception
- Carried 15 times for 158 yards, including a career-long 75-yard TD, adding 2 receptions (13 yards) and a TD at SF (11/6)
- Rushed 18 times for 56 yards and a TD, also leading the team with 6 receptions for 49 yards at LAC (10/2)
- Recorded 15 rushes for 77 yards and a 2-point conversion, adding 4 catches for 30 yards – including a 5-yard TD, which was his first-ever scoring reception – vs. Atl. (9/26)

2015: (NEW ORLEANS SAINTS – 12/10)

- Rushed 166 times for team-high 769 yards (4.6 avg.) and 6 TDs, adding 50 receptions for 405 yards before being placed on Injured Reserve (shoulder, 12/10)
- Rushed 9 times for 52 yards and added 6 receptions for 45 yards, reaching 1,000 total yards from scrimmage for second-consecutive season, at Hou. (11/29)
- Registered 16 carries for 80 yards and 4 catches for 39 yards vs. NYG (11/1)...Successfully converted a first down on a key fourth-and-1 play on a game-tying drive

- Carried 14 times for 143 yards and a TD (10.2 avg.), including a 44-yard run, at Ind. (10/25)
- Rushed for 46 yards and 2 TDs, adding 10 yards on 3 receptions, vs. Atl. (10/15)
- Recorded 77 yards on 17 rushes, adding 51 yards on 6 receptions and finishing with a game-high 128 total yards from scrimmage, vs. Dal. (10/4)

2014: (NEW ORLEANS SAINTS – 13/9)

- En route to his first Pro Bowl nod, notched 964 rushing yards on 226 attempts and 9 TDs, adding 29 catches for 145 yards...Tallied four 100-yard rushing games
- Tied for third in NFL in rushing TDs (9) and ranked seventh in rushing yards per game (74.2)
- In the season finale at TB (12/28), rushed 14 times for 57 yards and 1 TD
- Recorded 17 rushes for 59 yards and 1 TD at Chi. (12/15)
- Rushed 23 times for 122 yards, including a season-long 31-yard run, at Pit. (11/30)
- Registered 27 rushes for 120 yards vs. SF (11/9)...Became the first Saint to post 100 rushing yards in three-consecutive games since Deuce McAllister in 2003
- Rushed 30 times for 100 yards and 2 TDs at Car. (10/30)
- Set a career-high with 172 yards and 1 TD on 24 carries vs. GB (10/26)
- Rushed 11 times for a game-high 83 yards and 1 TD, also catching 3 passes for 21 yards at Cle. (9/14)

2013: (NEW ORLEANS SAINTS – 11/3, 2/1)

- Rushed 78 times for 386 yards (4.9 avg.) and 1 TD...Added 7 receptions for 68 yards
- Was NO's leading postseason rusher, posting 28 carries for 146 yards (5.2 avg.) and 1 TD
- Carried 10 times for 49 yards, also rushing for a 2-point conversion, in NFC Divisional Playoff at Sea. (1/11/14)
- In his postseason debut, started and carried 18 times for 97 yards and 1 TD in the Wild Card Playoff at Phi. (1/4/14)
- Was a gameday inactive from Weeks 3-8 (toe)
- Enjoyed a breakout performance, rushing 14 times for 145 yards and 1 TD vs. Dal. (11/10)...Also caught 2 passes for 15 yards to produce 160 yards of total offense

2012: (NEW ORLEANS SAINTS – 16/5)

- Finished first for NO in rushing, carrying 156 times for 602 yards and a team-best 5 TDs
- Voted by his teammates as the Saints' Ed Block Courage Award winner following a successful comeback from knee and toe surgeries
- Led team in rushing with a season-high 90 yards on 14 carries (6.4 avg.) and 1 TD vs. TB (12/16)
- Ran 12 times for 67 yards (5.6 avg.), also scoring on a 27-yard carry at Oak. (11/18)

21 MARK INGRAM II

- Made his first start of season and rushed 7 times for 44 yards (6.3 avg.)
- Registered a team-high 16 carries for 53 yards and 1 TD at Car. (9/16)

2011: (NEW ORLEANS SAINTS – 10/4, 0/0)

- Rushed 122 times for 474 yards and 5 TDs, tying for the team lead in rushing scores, before being placed on Injured Reserve (toe) on 12/10

2018

GAME-BY-GAME OFFENSE

| Date/Opp. | SAINTS | | | | | RUSHING | | | | | RECEIVING | | | | |
|------------------|------------------|------------|------------|-----------|----------|-----------|------------|------------|-----------|----------|-----------|------|------|----|----|
| | No. | Yds. | Avg. | LG | TD | No. | Yds. | Avg. | LG | TD | No. | Yds. | Avg. | LG | TD |
| 9/9 vs. TB | SUSPENDED BY NFL | | | | | | | | | | | | | | |
| 9/16 vs. Cle. | SUSPENDED BY NFL | | | | | | | | | | | | | | |
| 9/23 @ Atl. | SUSPENDED BY NFL | | | | | | | | | | | | | | |
| 9/30 @ NYG | SUSPENDED BY NFL | | | | | | | | | | | | | | |
| 10/8 vs. Was. | 16 | 53 | 3.3 | 9 | 2 | 2 | 20 | 10.0 | 28 | 0 | | | | | |
| 10/21 @ Bal. | 12 | 32 | 2.7 | 8 | 0 | 2 | 10 | 5.0 | 8 | 0 | | | | | |
| 10/28 @ Min. | 13 | 63 | 4.9 | 11 | 0 | 3 | 29 | 9.7 | 19 | 0 | | | | | |
| 11/4 vs. LAR | 9 | 33 | 3.7 | 12 | 0 | 1 | 3 | 3.0 | 3 | 0 | | | | | |
| 11/11 @ Cin. | 13 | 104 | 8.0 | 33 | 0 | 3 | 58 | 19.3 | 28 | 1 | | | | | |
| 11/18 vs. Phi. | 16 | 103 | 6.4 | 38 | 2 | 0 | 0 | 0.0 | 0 | 0 | | | | | |
| 11/22 vs. Atl. | 11 | 52 | 4.7 | 12 | 0 | 2 | 14 | 7.0 | 8 | 0 | | | | | |
| 11/29 @ Dal. | 7 | 27 | 3.9 | 13 | 0 | 2 | 1 | 0.5 | 1 | 0 | | | | | |
| 12/9 @ TB | 13 | 52 | 4.0 | 17 | 1 | 1 | 1 | 1.0 | 1 | 0 | | | | | |
| 12/17 @ Car. | 12 | 63 | 5.3 | 22 | 0 | 2 | 11 | 5.5 | 9 | 0 | | | | | |
| 12/23 vs. Pit. | 11 | 35 | 3.2 | 8 | 1 | 1 | 8 | 8.0 | 8 | 0 | | | | | |
| 12/30 vs. Car. | 5 | 28 | 5.6 | 16 | 0 | 2 | 15 | 7.5 | 16 | 0 | | | | | |
| Totals | 138 | 645 | 4.7 | 38 | 6 | 21 | 170 | 8.1 | 28 | 1 | | | | | |
| Playoffs | | | | | | | | | | | | | | | |
| 1/13/19 vs. Phi. | 9 | 53 | 5.9 | 36 | 0 | 2 | 9 | 4.5 | 8 | 0 | | | | | |
| 1/20/19 vs. LAR | 9 | 31 | 3.4 | 16 | 0 | 2 | 6 | 3.0 | 3 | 0 | | | | | |
| Totals | 18 | 84 | 4.7 | 36 | 0 | 4 | 15 | 3.8 | 8 | 0 | | | | | |

— COLLEGE —

- Played in 39 games (24 starts) at Alabama, rushing for 3,261 yards and 42 TDs...Posted 46 overall TDs
- As a junior, after missing the first two games following knee surgery, started the remaining 11 and carried 158 times for 875 yards (5.5 avg.) and 13 TDs
- Was named to the 2010 All-SEC second team by league coaches and was the co-recipient of Alabama's Offensive Player of the Year award...Was also one of six recipients of Alabama's Commitment to Academic Excellence award
- Won the Heisman Trophy as a sophomore in 2009, leading Alabama to its first BCS National Championship...Was a consensus All-American first-team selection...Finished as a finalist for the Maxwell, Doak Walker and Walter Camp Player of the Year awards

REGULAR SEASON

| Year | Team | GP | GS | RUSHING | | | | | RECEIVING | | | | |
|---------------|-------------|------------|-----------|--------------|--------------|------------|------------|-----------|------------|--------------|------------|-----------|----------|
| | | | | No. | Yards | Avg. | LG | TD | No. | Yards | Avg. | LG | TD |
| 2011 | New Orleans | 10 | 4 | 122 | 474 | 3.9 | 35t | 5 | 11 | 46 | 4.2 | 9 | 0 |
| 2012 | New Orleans | 16 | 5 | 156 | 602 | 3.8 | 31 | 5 | 6 | 29 | 4.8 | 16 | 0 |
| 2013 | New Orleans | 11 | 3 | 78 | 386 | 5.0 | 34 | 1 | 7 | 68 | 9.7 | 23 | 0 |
| 2014 | New Orleans | 13 | 9 | 226 | 964 | 4.3 | 31 | 9 | 29 | 145 | 5.0 | 14 | 0 |
| 2015 | New Orleans | 12 | 10 | 166 | 769 | 4.6 | 70 | 6 | 50 | 405 | 8.1 | 59 | 0 |
| 2016 | New Orleans | 16 | 14 | 205 | 1,043 | 5.1 | 75t | 6 | 46 | 319 | 6.9 | 22 | 4 |
| 2017 | New Orleans | 16 | 12 | 230 | 1,124 | 4.9 | 72 | 12 | 58 | 416 | 7.2 | 54 | 0 |
| 2018 | New Orleans | 12 | 6 | 138 | 645 | 4.7 | 38 | 6 | 21 | 170 | 8.1 | 28 | 1 |
| Totals | | 106 | 63 | 1,321 | 6,007 | 4.6 | 75t | 50 | 228 | 1,598 | 7.0 | 59 | 5 |

Additional statistics: Ran the ball in to convert 2-point attempts vs. Atl. (9/26/16), vs. TB (12/24/16) and vs. Car. (12/6/15)

CAREER SINGLE-GAME HIGHS (REGULAR SEASON)

RUSHING

Carries:
30 (10/30/14 at Car.)

Yardage:
172 (10/26/14 vs. GB)

Long Gain:
75t (11/6/16 at SF)

Touchdowns:
3 (11/12/17 at Buf.)

RECEIVING

Receptions:
8 (9/13/15 at Ari.)

Yardage:
98 (9/13/15 at Ari.)

Long Gain:
59 (9/13/15 at Ari.)

Touchdowns:
1 5 times (last: 11/11/18 at Cin.)

100-yard Rushing Games: 15 (last: 103 yards, 11/18/18 vs. Phi.)

POSTSEASON

| Year | Team | GP | GS | RUSHING | | | | | RECEIVING | | | | |
|---------------|-------------|----------|----------|-----------|------------|------------|-----------|----------|-----------|-----------|------------|-----------|----------|
| | | | | No. | Yards | Avg. | LG | TD | No. | Yards | Avg. | LG | TD |
| 2013 | New Orleans | 2 | 1 | 28 | 146 | 5.2 | 18 | 1 | 3 | 17 | 5.7 | 11 | 0 |
| 2017 | New Orleans | 2 | 1 | 19 | 47 | 2.5 | 9 | 0 | 2 | 16 | 8.0 | 13 | 0 |
| 2018 | New Orleans | 2 | 1 | 18 | 84 | 4.7 | 36 | 0 | 4 | 15 | 3.8 | 8 | 0 |
| Totals | | 6 | 3 | 65 | 277 | 4.3 | 36 | 1 | 9 | 48 | 5.3 | 13 | 0 |

Additional Postseason Statistics: Rushed for a 2-point conversion in NFC Divisional Game at Sea. (1/11/14)

21 MARK INGRAM II

- Also named *The Sporting News* National Player of the Year, *Associated Press* SEC Offensive Player of the Year and a unanimous first-team All-SEC selection
- Started all 14 games during his banner sophomore campaign, leading the SEC and ranking fourth nationally with a school-record 1,658 yards (sixth most in SEC history) and 17 TDs on 271 carries (6.1 avg.)...Added 32 receptions for 334 yards (10.4 avg.) and 3 TDs
- His 1,992 all-purpose yards ranked second in school history and eighth on the SEC single-season list
- Named the National Championship Offensive MVP vs. Texas after rushing for 116 yards and 2 TDs
- Was an SEC Coaches Freshman All-Conference selection in 2008, when he played in all 14 games...Gained 728 rushing yards and a team-high 12 TDs on 143 carries (5.1 avg.)...Also added 54 yards receiving on 7 catches
- Majored in telecommunications and film

— HIGH SCHOOL —

- Prepped at Flint (MI) Southwestern Academy as a senior in 2007 and earned All-State and *Detroit Free Press* Offensive Dream Team honors...Rushed for 1,699 yards and 24 TDs, also registering 84 tackles with 8 INTs
- Attended Grand Blanc (Flint, MI) HS from 2003-06, when he ran for 846 yards and 14 TDs on 121 carries (7.0 avg.) as a junior...Added 260 yards and 2 TDs on 22 receptions (11.8 avg.)...Also posted 33 tackles with 2 INTs at cornerback

INGRAM II FAST FACTS

- Over the past five seasons (2014-18), Mark Ingram II's 4.7 yards-per-carry average ranks No. 1 among NFL RBs.
- Additionally, his 39 rushing scores during this span are the league's second most (Todd Gurley – 46).
- Since entering the NFL in 2011, Ingram II's 50 rushing TDs tie (LeGarrette Blount) for the league's fifth most.
- Ingram II has twice eclipsed the 1,000-yard rushing barrier, doing so in 2017 (1,124) and in 2016 (1,043).
- Ingram II earned Pro Bowl honors during the 2014 and 2017 campaigns. His 12 rushing touchdowns in 2017 ranked No. 2 in the NFL, just behind Todd Gurley (13).



— INGRAM'S COMMUNITY IMPACT —

- In 2011, established the Mark Ingram Foundation, which helps children who have incarcerated parents... Since the foundation's inception, annually hosts a shopping spree for children with incarcerated parents and a back-to-school supply giveaway
- Sponsored a backpack giveaway for over 200 underserved kids in New Orleans (2018)
- Surprised students at the New Orleans Center for Creative Arts with tickets to the Saints' Thanksgiving game in honor of them creating a song for the Saints (2018)
- Was honored by Volunteers of America, receiving its highest honor, the Ballington & Maud Booth Award, in recognition of his work mentoring children, particularly those with an incarcerated parent (2018)
- Was selected to participate in the NFL's USO Tour in the 2018 offseason, visiting with and supporting troops stationed abroad in Italy and Germany
- Participated in the Saints' inaugural trip in support of PLAY 60 Canada (2017)
- Part of a group of NFL players who donated supplies to residents of Ingram's hometown of Flint during the city's 2016 water crisis
- Appeared in the Zurich Classic Celebrity Shootout prior to the start of the tournament to raise money and awareness for his foundation and its cause (2015-17)
- Partnered with his hometown of Flint, MI, to provide athletic jerseys to athletes at community schools (2014)
- Was named the NFLPA Community MVP (2014)
- Throughout his time in New Orleans, assisted in the Saints' annual turkey giveaway...Also participated in Saints' annual Community Patrol summer camps, where underserved youth are taught the fundamentals of football, while also benefitting from class instruction that focuses on character development and anger management



33 BENNETT JACKSON

DEFENSIVE BACK
6-0 | 192

COLLEGE: NOTRE DAME HS: RARITAN HS (HAZLET, NJ)

BORN: 9/16/91, HAZLET, NJ

EXP. (NFL/RAVENS): 2/2 GP/GS (PLAYOFFS): 0/0 (0/0)



— KEY TRANSACTIONS —

- Signed a Reserve/Future contract with the Ravens on 1/7/19
- Signed to Ravens' practice squad on 11/27/18
- Released by the Ravens on 9/6/18
- Placed on Injured Reserve on 8/31/18 by the Ravens
- Signed a Reserve/Future contract with the Baltimore Ravens on 1/3/18
- Released by the New York Giants on 8/30/16
- Placed on Injured Reserve on 9/1/15 by the Giants
- Signed a Reserve/Future contract with NYG on 12/29/14
- Signed to Giants' practice squad on 8/31/14 after being waived following training camp
- Originally selected by the New York Giants in the sixth round (187th overall) of the 2014 NFL Draft

— CAREER HIGHLIGHTS —

- Played part of the 2018 season on the Ravens' practice squad...In two preseason games, made 5 tackles and 1 sack
- Spent the entire 2015 season on Injured Reserve and 2014 campaign on the Giants' practice squad, ending the season on practice squad Injured Reserve

— PERSONAL —

- Graduated with a degree in film, television and theatre
- Considers Marqise Lee the best receiver he ever faced while at Notre Dame
- Enjoys going to the movies
- Says he likes playing defensive back because it's one of the most challenging positions on the field

— SEASON RECAPS —

2018: (BALTIMORE RAVENS – 0/0)

- Spent the preseason with the Ravens, tallying 5 tackles and 1 sack (-8 yards) in two games...Was placed on Injured Reserve on 8/31 and waived on 9/6
- Re-joined the Ravens as part of the practice squad on 11/27

2015: (NEW YORK GIANTS – 0/0, INJURED RESERVE)

- Spent the entire season on Injured Reserve after suffering a knee injury in the preseason

2014: (NEW YORK GIANTS – 0/0)

- Was selected in the sixth round (187th overall) of the 2014 NFL Draft, but was waived following training camp
- Joined the Giants' practice squad on 8/31...Suffered a knee injury in October and spent the remainder of the season on practice squad Injured Reserve

— COLLEGE —

- Saw action in 52 games (26 starts) at Notre Dame
- As a senior, recorded 64 tackles, including 5 TFL, which ranked fourth on the team, 2 INTs, 3 PD, 1 sack and 1 FF... Was named to the Bednarik Award Watch List
- In 2013, earned the starting cornerback job and tallied 65 tackles (45 solo) and 4 INTs
- Played primarily on special teams as a sophomore and registered 18 tackles
- As a freshman, was named Notre Dame's Special Teams Player of the Year...Returned 29 kickoffs for 645 yards (22.2 avg.) and also recorded 10 special teams tackles

— HIGH SCHOOL —

- Prepped at Raritan (Hazlet, NJ) HS and played wide receiver and defensive back
- As a senior in 2009, recorded 40 catches for 729 yards and tallied 20 carries for 350 yards, scoring 13 total TDs...As a defensive back, recorded 4 INTs
- During his junior campaign, recorded 35 receptions for 305 yards and 4 TDs, adding 35 carries for 267 rushing yards and 4 TDs
- Also participated in track and field



— JACKSON'S COMMUNITY IMPACT —

- Joined teammates at Matthew Judon's Karaoke and Lip Sync Party to benefit his 10/91 Foundation (2018)





8 LAMAR JACKSON

QUARTERBACK
6-2 | 212

COLLEGE: LOUISVILLE HS: BOYNTON BEACH (FL)
BORN: 1/7/97, POMPANO BEACH, FL
EXP. (NFL/RAVENS): 2/2 GP/GS (PLAYOFFS): 16/7 (1/1)



— KEY TRANSACTIONS —

- Lamar Jackson was selected by the Ravens in the first round (32nd overall) of the 2018 NFL Draft...Was the second (TE Hayden Hurst, 25th) of two first-round picks...Declared for the NFL Draft following his junior season

— HONORS —

- NFL Offensive Rookie of the Month (December 2018)

— CAREER HIGHLIGHTS —

- In 2018, helped lead the Ravens to the AFC North Division title, completing 99 of 170 passes for 1,201 yards and 6 TDs...Started the regular season's last seven games, posting a 6-1 record
- As a rookie produced a team-leading 147 rushing attempts for 695 yards and 5 TDs for the NFL's second-ranked rushing attack (152.6 ypg)...His 695 rushing yards were the most among all NFL QBs in 2018, while he also helped Baltimore produce the most total net yards (5,999) and second-most rushing yards (2,441) in franchise single-season history
- Became the youngest QB to start a playoff game in NFL history (21 years, 364 days), completing 14 of 29 attempts for a game-high 194 yards and 2 TDs in the Wild Card playoff vs. LAC (1/6/19)
- Earned NFL Offensive Rookie of the Month for December 2018, rushing for 366 yards and 3 TDs...Also completed 65 of 114 passes for 786 yards and 4 TDs
- Became the third Ravens QB to rush for 2 TDs in a game when he recorded 20 carries for 90 yards and 2 TDs in the

26-24 win vs. Cle. (12/30)...Also completed 14 of 24 passes for 179 yards and 0 INTs...Baltimore posted 296 rushing yards, setting a season high that stands as the third most in franchise single-game history

- Connected on 12 of 22 passes for a career-high 204 yards and 1 TD, posting a 101.3 QB rating, in the 22-10 win at LAC (12/22)...Threw a 68-yard TD to TE Mark Andrews, marking Baltimore's longest offensive score of the season
- Made his first-career start, replacing QB Joe Flacco (hip) in the 24-21 win vs. Cin. (11/18)...Completed 13 of 19 passes for 150 yards and 1 INT, adding 119 rushing yards on 26 carries...Marked the first time in NFL history that a team had a rookie QB and RB (Gus Edwards, 115) each surpass 100 rushing yards in a game...His 119 rushing yards were the second most by a rookie QB since the 1970 merger, with only Robert Griffin III having more (138 on 10/14/12)
- Completed his first-career TD pass to fellow rookie TE Hayden Hurst on a 26-yard completion at Car. (10/28)

— PERSONAL —

- Was awarded a key to the city of his hometown Pompano Beach, FL, in May 2017
- Played neighborhood football with Falcons WR Calvin Ridley while both were younger and competed in Pee Wee against Ravens' 2019 first-round pick WR Marquise Brown
- Eats shrimp alfredo pasta before every game
- Favorite superhero is Superman
- Created Era 8 Apparel clothing line
- Communication major at Louisville

CAREER STATISTICS

| Year | Team | GP | GS | PASSING | | | | | | | | | | RUSHING | | | | |
|---------------|-----------|-----------|----------|------------|-----------|--------------|-------------|------------|----------|----------|-----------|--------------|-------------|------------|------------|------------|-----------|----------|
| | | | | Att. | Comp. | Yards | Comp% | Yds/Att | TD | INT | LG | Sack/Lost | Rating | No. | Yards | Avg. | LG | TD |
| 2018 | Baltimore | 16 | 7 | 170 | 99 | 1,201 | 58.2 | 7.1 | 6 | 3 | 74 | 16/71 | 84.5 | 147 | 695 | 4.7 | 39 | 5 |
| Totals | | 16 | 7 | 170 | 99 | 1,201 | 58.2 | 7.1 | 6 | 3 | 74 | 16/71 | 84.5 | 147 | 695 | 4.7 | 39 | 5 |

CAREER SINGLE-GAME HIGHS (REGULAR SEASON)

| | | |
|---|--|--|
| Most Attempts: 25 (11/25/18 vs. Oak.) | Most Completions: 14 3 times (last: 12/30/18 vs. Cle.) | Most Carries / Rushing Yards: 26/119 (11/18/18 vs. Cin.) |
| Most Yards Passing: 204 (12/22/18 at LAC) | Most Touchdowns: 2 (12/9/18 at KC) | Longest Gain Rushing: 39 (11/25/18 vs. Oak.) |
| Longest Gain: 74 (11/25/18 vs. Oak.) | QB Rating (Min. 15 Att.): 101.3 (12/22/18 at LAC) | Most Rushing Touchdowns: 2 (12/30/18 vs. Cle.) |

300-yard Passing Games: None
100-yard Rushing Games: 1 (119 yards, 11/18/18 vs. Cin.)

POSTSEASON

| Year | Team | GP | GS | PASSING | | | | | | | | | | RUSHING | | | | |
|---------------|-----------|----------|----------|-----------|-----------|------------|-------------|------------|----------|----------|-----------|-------------|-------------|----------|-----------|------------|-----------|----------|
| | | | | Att. | Comp. | Yards | Comp% | Yds/Att | TD | INT | LG | Sack/Lost | Rating | No. | Yards | Avg. | LG | TD |
| 2018 | Baltimore | 1 | 1 | 29 | 14 | 194 | 48.3 | 6.7 | 2 | 1 | 39 | 7/55 | 78.8 | 9 | 54 | 6.0 | 17 | 0 |
| Totals | | 1 | 1 | 29 | 14 | 194 | 48.3 | 6.7 | 2 | 1 | 39 | 7/55 | 78.8 | 9 | 54 | 6.0 | 17 | 0 |

8 LAMAR JACKSON

— SEASON RECAPS —

2018: (BALTIMORE RAVENS – 16/7, 1/1)

- Completed 14 of 29 attempts for a game-high 194 yards and 2 TDs in the Wild Card playoff vs. LAC (1/6/19)... Added a team-leading 54 rushing yards on 9 carries... Became the youngest QB to start a playoff game in NFL history (21 years, 364 days)

ROOKIE QB WINS

ROOKIE QBs WITH AT LEAST 6 WINS IN FIRST 7 STARTS

(Since 1970 Merger)

| Year | Quarterback | Rec. |
|------|-------------------|------|
| 2004 | B. Roethlisberger | 7-0 |
| 2018 | Lamar Jackson | 6-1 |
| 2016 | Dak Prescott | 6-1 |

- Helped lead the Ravens to the AFC North Division title, completing 99 of 170 passes for 1,201 yards and 6 TDs... Started the regular season's last seven games, posting a 6-1 record... Produced a team-leading 147 rushing attempts for 695 yards and 5 TDs for the NFL's second-ranked rushing attack (152.6 ypg)... His 695 yards on the ground were the most among all NFL quarterbacks in 2018, while he also helped Baltimore produce the most total net yards (5,999) and second-most rushing yards (2,441) in franchise single-season history

- Earned NFL Offensive Rookie of the Month for December, rushing for 366 yards and 3 TDs, and completed 65 of 114 passes for 786 yards and 4 TDs
- Recorded 20 carries for 90 yards and 2 TDs in the 26-24 win vs. Cle. (12/30)... Also completed 14 of 24 passes for 179 yards and 0 INTs... Became the third Ravens QB to rush for 2 TDs in a game (Joe Flacco, 2015 vs. Cle. & Stoney Case, 1999 vs. Cle.)... Baltimore posted 296 rushing yards, setting a season high that stands as the third most in franchise single-game history
- Connected on 12 of 22 passes for a career-high 204 yards and 1 TD, posting a 101.3 QB rating, in the 22-10 win at LAC (12/22)... Threw a 68-yard TD to TE Mark Andrews, marking Baltimore's longest offensive score of the season

- Completed 14 of 23 passes for 131 yards, 1 TD and 0 INTs vs. TB (12/16)... Produced 95 of the offense's 242 rushing yards, making the Ravens the first team since 1976 (Steelers) to register at least 190 yards on the ground in five-consecutive games
- Completed 13 of 24 passes for 147 yards, 2 TDs and 0 INTs at KC (12/9)... Produced 67 of the offense's 194 rushing yards, making the Ravens the first team since 2003 (Denver) to register at least 190 yards on the ground in four-consecutive games

JACKSON & EDWARDS DUO

In 2018, from Weeks 11-17, Baltimore racked up an NFL-best 1,607 rushing yards. Much of that can be attributed to rookie **RB Gus Edwards** and rookie **QB Lamar Jackson**, who each ranked in the NFL's Top 7 rushing leaders during this span.

RUSHING YARDS / 2018 WEEKS 11-17 / FINAL SEVEN GAMES

| Rk. | Player | Att. | Yards | Avg. | LG | TDs |
|-----|-----------------------------|------------|------------|-------------|-----------|----------|
| 1. | Saquon Barkley (NYG) | 130 | 721 | 5.55 | 78t | 6 |
| 2. | Derrick Henry (Ten.) | 114 | 701 | 6.15 | 99t | 8 |
| 3. | Gus Edwards (Bal.) | 122 | 654 | 5.36 | 43 | 2 |
| | Chris Carson (Sea.) | 136 | 654 | 4.81 | 61 | 7 |
| 5. | Ezekiel Elliott (Dal.) | 136 | 603 | 4.43 | 24 | 2 |
| 6. | Joe Mixon (Cin.) | 121 | 598 | 4.94 | 51 | 4 |
| 7. | Lamar Jackson (Bal.) | 119 | 556 | 4.67 | 39 | 4 |

NOSE FOR THE END ZONE

QB Lamar Jackson produced 5 of the Ravens' 19 rushing TDs in 2018, which ranked as the NFL's third most.

RUSHING TOUCHDOWNS (NFL QBs / 2018 Season)

- Josh Allen (Buf.) 8
- Dak Prescott (Dal.) 6
- Lamar Jackson (Bal.) 5**
- Deshawn Watson (Hou.) 5
- Drew Brees (NO) 4
- Cam Newton (Car.) 4

TEAM RUSHING TOUCHDOWNS (2018 Season)

- | Rk. | Team | TDs |
|-----|-----------------------------------|-----------|
| 1. | New Orleans Saints | 26 |
| 2. | Los Angeles Rams | 23 |
| 3. | Baltimore Ravens | 19 |
| 4. | Denver Broncos | 18 |
| | New England Patriots | 18 |

2018

GAME-BY-GAME RAVENS

| Date/Opp. | PASSING | | | | | | | | | | | RUSHING | | | | |
|-----------------|------------|-----------|--------------|-------------|------------|----------|----------|-----------|--------------|-------------|------------|------------|------------|-----------|----------|--|
| | Att. | Comp. | Yards | Comp% | Yds/Att | TD | INT | LG | Sack/Lost | Rating | No. | Yards | Avg. | LG | TD | |
| 9/9 vs. Buf. | 4 | 1 | 24 | 25.0 | 6.0 | 0 | 0 | 24 | 1/8 | 52.1 | 7 | 39 | 5.6 | 16 | 0 | |
| 9/13 @ Cin. | 0 | 0 | 0 | 0.0 | 0.0 | 0 | 0 | 0 | 0/0 | 0.0 | 2 | 6 | 3.0 | 5 | 0 | |
| 9/23 vs. Den. | 0 | 0 | 0 | 0.0 | 0.0 | 0 | 0 | 0 | 0/0 | 0.0 | 0 | 0 | 0.0 | 0 | 0 | |
| 9/30 @ Pit. | 0 | 0 | 0 | 0.0 | 0.0 | 0 | 0 | 0 | 0/0 | 0.0 | 4 | 17 | 4.3 | 8 | 0 | |
| 10/7 @ Cle. | 1 | 0 | 0 | 0.0 | 0.0 | 0 | 0 | 0 | 0/0 | 39.6 | 3 | 10 | 3.3 | 4 | 0 | |
| 10/14 @ Ten. | 0 | 0 | 0 | 0.0 | 0.0 | 0 | 0 | 0 | 0/0 | 0.0 | 1 | 22 | 22.0 | 22 | 0 | |
| 10/21 vs. NO | 1 | 1 | 5 | 100.0 | 5.0 | 0 | 0 | 5 | 0/0 | 87.5 | 3 | 9 | 3.0 | 4 | 1 | |
| 10/28 @ Car. | 5 | 4 | 46 | 80.0 | 9.2 | 1 | 0 | 26t | 0/0 | 144.6 | 3 | 26 | 8.7 | 17 | 0 | |
| 11/4 vs. Pit. | 1 | 1 | 12 | 100.0 | 12.0 | 0 | 0 | 12 | 0/0 | 116.7 | 5 | 10 | 2.0 | 9 | 0 | |
| 11/18 vs. Cin. | 19 | 13 | 150 | 68.4 | 7.9 | 0 | 1 | 23 | 3/14 | 70.1 | 26 | 119 | 4.6 | 21 | 0 | |
| 11/25 vs. Oak. | 25 | 14 | 178 | 56.0 | 7.1 | 1 | 2 | 74 | 1/4 | 58.4 | 11 | 71 | 6.5 | 39 | 1 | |
| 12/2 @ Atl. | 21 | 12 | 125 | 57.1 | 6.0 | 0 | 0 | 21 | 2/8 | 74.5 | 17 | 75 | 4.4 | 16 | 1 | |
| 12/9 @ KC | 24 | 13 | 147 | 54.2 | 6.1 | 2 | 0 | 21 | 2/20 | 100.5 | 14 | 67 | 4.8 | 21 | 0 | |
| 12/16 vs. TB | 23 | 14 | 131 | 60.9 | 5.7 | 1 | 0 | 28 | 2/3 | 91.0 | 18 | 95 | 5.3 | 22 | 0 | |
| 12/22 @ LAC | 22 | 12 | 204 | 54.5 | 9.3 | 1 | 0 | 68 | 3/2 | 101.3 | 13 | 39 | 3.0 | 27 | 0 | |
| 12/30 vs. Cle. | 24 | 14 | 179 | 58.3 | 7.5 | 0 | 0 | 32 | 2/12 | 81.8 | 20 | 90 | 4.5 | 25 | 2 | |
| Totals | 170 | 99 | 1,201 | 58.2 | 7.1 | 6 | 3 | 74 | 16/71 | 84.5 | 147 | 695 | 4.7 | 39 | 5 | |
| Playoffs | | | | | | | | | | | | | | | | |
| 1/6/19 vs. LAC | 29 | 14 | 194 | 48.3 | 6.7 | 2 | 1 | 39 | 7/55 | 78.8 | 9 | 54 | 6.0 | 17 | 0 | |
| Totals | 29 | 14 | 194 | 48.3 | 6.7 | 2 | 1 | 39 | 7/55 | 78.8 | 9 | 54 | 6.0 | 17 | 0 | |

8 LAMAR JACKSON

- Recorded 75 rushing yards and a TD on 17 carries in the 26-16 win at Atl. (12/2)...Also completed 12 of 21 passes for 125 yards and 0 INTs...Baltimore produced 207 yards on the ground, marking the first time in Ravens history the team rushed for at least 200 yards in three-straight games
- Orchestrated a 13-play, 75-yard opening second-half scoring drive capped by his 5-yard rushing TD in the 34-17 win vs. Oak. (11/25)...Was 14-of-25 passing for 178 yards, 2 INTs and a TD – adding 71 rushing yards on 11 carries
- Made his first-career start, replacing Joe Flacco (hip) in the 24-21 win vs. Cin. (11/18)...Completed 13 of 19 passes for 150 yards and 1 INT, adding 119 rushing yards on 26 carries...Marked the first time in NFL history that a team had a *rookie* QB and RB (Gus Edwards, 115) each surpass 100 rushing yards in a game...His 119 rushing yards are the second most by a rookie QB since the 1970 merger, with only Robert Griffin III having more (138 on 10/14/12)
- Completed 4 of 5 passes for 46 yards and 1 TD at Car. (10/28)...Posted his first-career TD pass to fellow rookie TE Hayden Hurst on a 26-yard completion
- Scored his first-career TD on a 1-yard rush vs. NO (10/21)... Finished with 9 rushing yards on 3 attempts and completed 1 pass for 5 yards
- Saw action at QB and in multiple two-QB sets in his first NFL game in the 47-3 season-opening win vs. Buf. (9/9)
- Finished his career ranking sixth in the FBS for career rushing yards (4,132) by a quarterback
- Became the third player in FBS history to record 50 career rushing and 50 career passing TDs (Tim Tebow & Colin Kaepernick) and the only non-senior to reach that mark
- Is the only player in FBS history to rush for at least 1,500 yards and pass for at least 3,500 yards in a season (accomplished the feat in both 2016 & 2017)
- In 2016, became the youngest player ever (19 years, 337 days) to win the Heisman Trophy Award... Named a finalist for the award in 2017
- Combined for 51 TDs in 2016, tying him for third most by a Heisman winner (Tim Tebow)
- Owns Louisville record for total yards (13,175) and total yards per game (346.7 ypg - ACC record)
- Holds additional career school records in rushing yards (4,132), rushing TDs (50), 150-yard rushing games (13), 100-yard rushing games (23) and points responsible for (718)
- Set single-season ACC records for rushing yards (1,601 - 2017) and rushing TDs (21 - 2016) by a QB
- Won multiple national awards, including the Maxwell Award (2016), Walter Camp Player of the Year (2016), *Associated Press* Player of the Year (2016), *CBS Sports* Player of the Year (2016), *The Sporting News* Player of the Year (2016), ACC Player of the Year (2016, 2017) and ACC Offensive Player of the Year (2016, 2017)
- Named to multiple First Team All-American teams, including Walter Camp (2016), AFCA (2016), FWAA (2016), *Associated Press* (2016), *ESPN.com* (2016), *The Sporting News* (2016) and All-ACC (2016-17)
- In 2017, named finalist for Walter Camp Player of the Year and the Manning Award... Earned semifinalist honors for the Maxwell Award and the Davey O'Brien Award
- Selected to multiple second-team All-American honors lists in 2017, including *Associated Press*, Walter Camp All-American, FWAA and CBS

— COLLEGE —

- Playing in just 38 career games, Jackson broke or shares 42 school and seven ACC records, while becoming the only player in ACC history to be named both the Player and Offensive Player of the Year in consecutive seasons
- Appeared in 38 career games (33 starts) in three seasons, completing 619 of 1,086 pass attempts for 9,043 yards, 69 TDs and a 142.9 passer efficiency...Also rushed 655 times for 4,132 yards (6.3 avg.) and 50 TDs
- Was voted the ACC Player of the Year and ACC Offensive Player of the Year in consecutive seasons (2016-17), which was a first in the ACC's 65-year history

ACTION JACKSON

QB Lamar Jackson rushed for 695 yards in 2018, the most among all NFL quarterbacks. In his last seven games alone (all starts with a 6-1 record), Jackson posted 556 rushing yards, which ranked as the NFL's seventh-most overall from Weeks 11-17.

MOST RUSHING YARDS / QUARTERBACKS / 2018 SEASON

| Rk. | Quarterback | Att. | Yards | Avg. | LG | TDs |
|-----|------------------------|------|-------|------|----|-----|
| 1. | Lamar Jackson (Bal.) | 147 | 695 | 4.73 | 39 | 5 |
| 2. | Josh Allen (Buf.) | 89 | 631 | 7.09 | 45 | 8 |
| 3. | Deshhaun Watson (Hou.) | 99 | 551 | 5.57 | 34 | 5 |

- Lamar Jackson's 695 rushing yards rank 11th most by a QB in NFL single-season history and stand third by a rookie QB, only behind Robert Griffin III (815 in 2012) and Cam Newton (706 in 2011).



8 LAMAR JACKSON

— HIGH SCHOOL —

- Prepped at Boynton Beach (FL) HS, where he was a 4-star prospect in the state of Florida, rated the nation's No. 8 dual-threat QB and the No. 31 overall player in Florida according to *247Sports.com*
- Named Class 6A Florida first-team All-State, capping his standout career by winning Palm Beach County's top honor, Lou Groza High School Player of the Year
- Helped guide his team to a 9-2 record and an appearance in the Class 6A regional quarterfinals

JACKSON'S STARTING DEBUT



QB Lamar Jackson made his first-career start in Week 11 vs. Cincy, boosting the Ravens to a 24-21 victory. Here are several notable feats by the first-round draft pick (32nd overall) from the game:

- Jackson completed 13 of 19 passes for 150 yards and 1 INT, adding 119 rushing yards on 26 carries.
- It marked the first time in NFL history that a team had a rookie QB and RB (**Gus Edwards**, 115) each surpass 100 rushing yards.
- Jackson's 119 rushing yards are the third most by a rookie QB since the 1970 AFL-NFL merger, with only **QB Robert Griffin III** (138 on 10/14/12 with Washington) and Josh Allen (135 on 12/2/18 for Buffalo) having more.
- The 119 stand as the most rushing yards by a QB in a starting debut, while his 26 attempts are the most by a QB in the modern NFL era.



— JACKSON'S COMMUNITY IMPACT —

- Participated in Anthony Levine Sr.'s 10th Annual Home Run Derby & Softball Game with Ravens teammates (2019)
- Assisted with director of player engagement Jameel McClain's 53 Families Foundation Football & Fitness Clinic (2019)
- Participated in the Ravens' Hometown Huddle for a day of play at the UA House in downtown Baltimore to promote the Ravens' PLAY 60 message (2018)
- Spoke to teenagers at the Baltimore City Juvenile Correctional Facility about his life experiences (2018)
- Participated in the team's KaBoom! community playground build in the Douglass Homes neighborhood alongside teammates, Ravens staff and volunteers (2018)





38

CORNERBACK
6-3 | 216

STANLEY JEAN-BAPTISTE

COLLEGE: NEBRASKA **HS:** MIAMI CENTRAL (FL)

BORN: 4/12/90, MIAMI, FL

EXP. (NFL/RAVENS): 4/2 **GP/GS (PLAYOFFS):** 5/0 (0/0)



— KEY TRANSACTIONS —

- Re-signed with the Ravens on 3/26/19
- Placed on Injured Reserve (arm) on 8/31/18
- Activated to the Ravens' 53-man roster on 12/5/17
- Signed to Baltimore's practice squad on 10/3/17 after being released from Jacksonville's practice squad on 9/12/17
- Signed with the Jacksonville Jaguars on 7/25/17...Released on 9/2/17 and added to the practice squad on 9/4/17
- Placed on Injured Reserve (shoulder) on 8/17/16 with Seattle
- Signed to the Seattle Seahawks' practice squad on 12/17/15
- Signed to Detroit Lions' practice squad on 9/7/15 after being waived by the Saints on 9/5/15
- Originally selected by the New Orleans Saints in the second round (58th overall) of the 2014 NFL Draft

— CAREER HIGHLIGHTS —

- Played in four games as a rookie in 2014 with New Orleans, primarily seeing action on special teams...Played in one game with Baltimore in 2017

— PERSONAL —

- Earned a criminal justice degree at Nebraska

— SEASON RECAPS —

2018: (BALTIMORE RAVENS – 0/0)

- Spent the season on Injured Reserve (arm) after suffering an injury in the preseason...In the preseason, notched 11 tackles and 2 INTs

2017: (BALTIMORE RAVENS & JACKSONVILLE JAGUARS – 1/0)

- Saw action on special teams vs. Cin. (12/31), tallying 1 tackle
- Inactive in games 13-15 after being promoted to the 53-man roster in Week 14
- Activated to the 53-man roster on 12/5/17 after spending the previous two months on Baltimore's practice squad
- Signed to Jacksonville's practice squad on 7/25

2016: (SEATTLE SEAHAWKS – 0/0, INJURED RESERVE)

- Placed on Injured Reserve (shoulder) on 8/17/16

2015: (DETROIT LIONS & SEATTLE SEAHAWKS – 0/0)

- Spent time on the Lions' and Seahawks' practice squads

2014: (NEW ORLEANS SAINTS – 4/0)

- Spent most of his rookie season as a gameday inactive... Played in four contests and had 1 special teams tackle

— COLLEGE —

- Saw action in 36 games (19 starts) in three years at Nebraska...As a senior, recorded 41 tackles (21 solo), 12 PD and a team-leading (tied) 4 INTs
- Earned second-team All-Big Ten honors and was named a midseason second-team All-American by *Phil Steele* in 2013, also earning Big 12 Commissioner's Fall Academic Honor Roll his redshirt season (2010)
- In 2009, redshirted at Fort Scott (KS) CC

— HIGH SCHOOL —

- Prepped at Miami Central HS and Westlake Prep (Miami, FL), playing safety and WR...As a senior, recorded 21 catches for 569 yards and 7 scores, adding 6 INTs at safety

REGULAR SEASON

| Year | Team | GP | GS | TACKLES | | | SACKS | | INTERCEPTIONS | | | | | FUMBLES | | | |
|---------------|-----------------|----------|----------|-----------------------|----------|----------|----------|------------|---------------|----------|----------|----------|----------|----------|----------|----------|----------|
| | | | | TT | Solo | Asst. | No. | Yards | No. | Yards | LG | TD | PD | FF | FR | Yards | |
| 2014 | New Orleans | 4 | 0 | 0 | 0 | 0 | 0 | 0.0 | 0 | 0 | 0 | 0 | 0 | 0 | 0 | 0 | 0 |
| 2015 | Detroit/Seattle | 0 | 0 | LIONS' PRACTICE SQUAD | | | -- | -- | -- | -- | -- | -- | -- | -- | -- | -- | -- |
| 2016 | Seattle | 0 | 0 | INJURED RESERVE | | | -- | -- | -- | -- | -- | -- | -- | -- | -- | -- | -- |
| 2017 | Baltimore | 1 | 0 | 0 | 0 | 0 | 0 | 0.0 | 0 | 0 | 0 | 0 | 0 | 0 | 0 | 0 | 0 |
| 2018 | Baltimore | 0 | 0 | INJURED RESERVE | | | -- | -- | -- | -- | -- | -- | -- | -- | -- | -- | -- |
| Totals | | 5 | 0 | 0 | 0 | 0 | 0 | 0.0 | 0 | 0 | 0 | 0 | 0 | 0 | 0 | 0 | 0 |

SPECIAL TEAMS TACKLES (2): 2017 (1), 2014 (1)

CAREER SINGLE-GAME HIGHS [REGULAR SEASON]

| | | |
|-------------------------------|---------------------------------|-----------------------------------|
| Total Tackles: None | INTs: None | Forced Fumbles: None |
| Solo Tackles: None | Passes Defensed: None | Fumble Recoveries: None |
| Sacks: None | | |



23 TONY JEFFERSON

SAFETY
5-11 | 211

COLLEGE: OKLAHOMA **HS:** EASTLAKE (CHULA VISTA, CA)

BORN: 1/27/92, CHULA VISTA, CA

EXP. (NFL/RAVENS): 7/3 **GP/GS (PLAYOFFS):** 93/61 (4/4)



— KEY TRANSACTIONS —

- Signed with the Ravens as an unrestricted free agent (Ari.) on 3/9/17
- Originally signed with Arizona as a RFA on 4/29/13

— CAREER HIGHLIGHTS —

- Entering 2019, owns 413 tackles (320 solo), 33 TFL, 8.5 sacks, 4 INTs (1 returned for a TD), 19 PD, 8 FFs and 3 FRs
- Was the only Raven in 2018 to finish with at least 1 sack, INT, PD, FF and FR for the league's No. 1 overall (292.9 ypg) and No. 2 scoring (17.9 ppg) defense
- In 2017, recorded 79 tackles (56 solo), 1 INT, 2 PD, 1 FF and 2.5 sacks for a unit that led the league in takeaways (34) and INTs (22)
- In 2016, appeared in 15 games for Arizona, posting a team- and career-high 92 tackles (74 solo), 2 sacks, 5 PD, 2 FFs and 2 FRs
- Since 2015, leads the NFL in TFL by a DB, with 30 such stops, including 7 in his first year (2017) with the Ravens
- In 2016, Jefferson's 13 TFL led all NFL defensive backs (Landon Collins was next with 9)...In addition, the 13 TFL rank as the NFL's most by a defensive back in a single season since the stat began being tracked in 2008

— PERSONAL —

- Made a \$20,000 donation to a Hurricane Relief fund started by Miami Dolphins LB Kiko Alonso to benefit victims in Puerto Rico and elsewhere in 2017
- Has to play at least two games of 'Madden' the night before a game as part of his pre-game ritual...Is an avid video game player and tested how he looked on 'Madden' in a Ravens' uniform before signing with the team
- Jefferson's father, Tony Sr., was an Olympic boxer in the 1980s, while Jefferson Jr. boxed in middle school
- Favorite offseason hobby is paintballing
- With his wife, Jenel, has a son, Tony Jefferson III (4), whose nickname is "Stink"

— SEASON RECAPS —

2018: (BALTIMORE RAVENS – 14/14, 1/1)

- Registered 74 tackles (53 solo) – good for second on the team – a career-high 6 PD, 1 sack (-7 yards), 1 INT, 1 FF and FR for the league's No. 1 overall (292.9 ypg) and No. 2 scoring (17.9 ppg) defense...Was the only Raven to finish with at least 1 sack, INT, PD, FF and FR
- Recorded 8 tackles (5 solo), including 1 TFL, for a defense that limited the Chargers to 243 total yards in the Wild Card vs. LAC (1/6/19)

- Tallied 6 tackles, including 1 TFL, and 1 PD in the 22-10 win at LAC (12/22)...Helped hold the Chargers to a season-low 198 yards of offense
- Eclipsed the 400 career tackle mark as he posted 1 stop and a PD in the 34-17 win vs. Oak. (11/25)...Left the game in the third quarter with injury (ankle) and did not return
- Led the team with 6 tackles (4 solo), helping the Ravens hold the Bengals to 255 total yards – including 48 rushing – in the 24-21 win vs. Cin. (11/18)
- Registered 6 tackles (5 solo) vs. NO (10/21), helping limit the Saints to just 205 passing yards
- Recorded his first sack of the season (-7 yards) for a defense that posted franchise records in sacks (11) and passing yards allowed (51) – also permitting the second-fewest total yards (106) in team history – in the 21-0 shutout win at Ten. (10/14)
- Tied (C.J. Mosley) for a team-leading 9 tackles (8 solo), including a TFL, for a defense that registered 10 TFL, 8 PD and 5 sacks at Cle. (10/7)
- Posted 6 tackles (5 solo), 1 FF and a FR that set up a Baltimore scoring drive in the 26-14 win at Pit. (9/30)
- Led the team with 9 tackles (6 solo) and a PD at Cin. (9/13)
- Posted 4 tackles and 1 INT for a defense that held Buffalo to 153 yards in the 47-3 season-opening victory vs. Buf. (9/9)

2017: (BALTIMORE RAVENS – 16/16)

- Registered 79 tackles (56 solo), 1 INT, 2 PD, 1 FF and a career-high 2.5 sacks for a unit that led the league in both takeaways (34) and INTs (22)
- Posted 5 tackles from scrimmage and blocked an Adam Vinatieri FGA in the 23-16 victory vs. Ind. (12/23)

2018

GAME-BY-GAME DEFENSE

RAVENS

| Date/Opp. | TT | Solo | Asst. | Sacks | INT | PD | FF | FR |
|-----------------|-----------|-----------|-----------|------------|------------------|----------|----------|----------|
| 9/9 vs. Buf. | 4 | 2 | 2 | 0-0 | 1-15 | 2 | 0 | 0 |
| 9/13 @ Cin. | 9 | 6 | 3 | 0-0 | 0-0 | 1 | 0 | 0 |
| 9/23 vs. Den. | 5 | 4 | 1 | 0-0 | 0-0 | 0 | 0 | 0 |
| 9/30 @ Pit. | 6 | 5 | 1 | 0-0 | 0-0 | 0 | 1 | 1 |
| 10/7 @ Cle. | 9 | 8 | 1 | 0-0 | 0-0 | 0 | 0 | 0 |
| 10/14 @ Ten. | 3 | 2 | 1 | 1-7 | 0-0 | 0 | 0 | 0 |
| 10/21 vs. NO | 6 | 5 | 1 | 0-0 | 0-0 | 0 | 0 | 0 |
| 10/28 @ Car. | 7 | 2 | 5 | 0-0 | 0-0 | 0 | 0 | 0 |
| 11/4 vs. Pit. | 5 | 3 | 2 | 0-0 | 0-0 | 0 | 0 | 0 |
| 11/18 vs. Cin. | 6 | 4 | 2 | 0-0 | 0-0 | 1 | 0 | 0 |
| 11/25 vs. Oak. | 1 | 0 | 1 | 0-0 | 0-0 | 1 | 0 | 0 |
| 12/2 @ Atl. | | | | | INACTIVE - ANKLE | | | |
| 12/9 @ KC | | | | | INACTIVE - ANKLE | | | |
| 12/16 vs. TB | 2 | 2 | 0 | 0-0 | 0-0 | 0 | 0 | 0 |
| 12/22 @ LAC | 6 | 5 | 1 | 0-0 | 0-0 | 1 | 0 | 0 |
| 12/30 vs. Cle. | 5 | 5 | 0 | 0-0 | 0-0 | 0 | 0 | 0 |
| Totals | 74 | 53 | 21 | 1-7 | 1-15 | 6 | 1 | 1 |
| Playoffs | | | | | | | | |
| 1/6/19 vs. LAC | 8 | 5 | 3 | 0-0 | 0-0 | 0 | 0 | 0 |
| Totals | 8 | 5 | 3 | 0-0 | 0-0 | 0 | 0 | 0 |

23 TONY JEFFERSON

- Registered 2 tackles and 1 FF for a defense that produced 4 takeaways and held the Browns to 146 passing yards in a 27-10 win at Cle. (12/17)
- Tied a career best, posting a season-high 11 tackles (8 solo), including a half-sack, at Pit. (12/10)
- Notched his first INT of the season (returned 13 yards) and added 3 tackles for a unit that produced 3 turnovers and permitted 66 rushing yards in a 23-16 win vs. Hou. (11/27)
- Posted 4 tackles and 1 sack (-8 yards) for a defense that produced 3 sacks and held the Raiders to 245 total yards in the 30-17 victory at Oak. (10/8)
- In his first game with Baltimore, posted a team-high 9 tackles, including 1 sack, starting for a defense that forced 5 turnovers (4 INTs and 1 FR) and posted the 11th shutout in franchise history in the 20-0, season-opening victory at Cin. (9/10)

2016: (ARIZONA CARDINALS – 15/14)

- Posted a team-leading 92 stops (74 solo), 2 sacks, 5 PD, 2 FFs and 2 FRs for the NFL's second-ranked defense (305.2 ypg)...Was placed on Injured Reserve (knee) before the Cardinals' season finale
- Recorded 13 TFL, which ranked as the NFL's most by a defensive back in a single season since the stat began being tracked in 2008
- Led team with 10 tackles (7 solo) and 2 TFL at Mia. (12/11)
- Posted 4 tackles (all solo), 1 PD and 1 FF (which he also recovered) at Car. (10/30)
- Registered 9 tackles, 1 FF and 1 sack at Buf. (9/25)
- Produced a career-high-tying 11 stops and 1 FR in a 40-7 win vs. TB (9/18)
- Tallied a team-leading 10 tackles (9 solo), and 2 TFL in the season opener vs. NE (9/11)

DROPPIN' FOR LOSS



Since 2015, **S Tony Jefferson** leads the NFL in tackles for loss by a DB, with 30 such stops, including 7 in his first year (2017) with the Ravens and 6 in 2018. While with Arizona in 2016, his 13 TFL led all NFL defensive backs. The 13 stops also rank as the NFL's most by a DB in a season since the stat began being tracked in 2008.

MOST TACKLES FOR LOSS / NFL DEFENSIVE BACKS / SINCE 2015

| Rk. | Player | Tackles for Loss |
|-----|------------------------------|------------------|
| 1. | Tony Jefferson (Bal.) | 30 |
| 2. | Tyrann Mathieu (KC) | 25 |
| 3. | Malcolm Jenkins (Phi.) | 23 |
| | Reshad Jones (Mia.) | 23 |
| | Harrison Smith (Min.) | 23 |

REGULAR SEASON

| Year | Team | GP | GS | TACKLES | | | SACKS | | INTERCEPTIONS | | | | | FUMBLES | | | | |
|---------------|-----------|-----------|-----------|------------|------------|-----------|------------|-------------|---------------|-----------|------------|----------|-----------|----------|----------|----------|----------|----------|
| | | | | TT | Solo | Asst. | No. | Yards | No. | Yards | LG | TD | PD | FF | FR | Yards | | |
| 2013 | Arizona | 16 | 2 | 18 | 15 | 3 | 0.0 | 0.0 | 0 | 0 | 0 | 0 | 0 | 0 | 0 | 0 | 0 | 0 |
| 2014 | Arizona | 16 | 8 | 76 | 67 | 9 | 1.0 | 9.0 | 0 | 0 | 0 | 0 | 1 | 1 | 1 | 0 | 0 | 0 |
| 2015 | Arizona | 16 | 7 | 74 | 55 | 19 | 2.0 | 12.0 | 2 | 26 | 26t | 1 | 5 | 3 | 0 | 0 | 0 | 0 |
| 2016 | Arizona | 15 | 14 | 92 | 74 | 18 | 2.0 | 15.0 | 0 | 0 | 0 | 0 | 5 | 2 | 2 | 0 | 0 | 0 |
| 2017 | Baltimore | 16 | 16 | 79 | 56 | 23 | 2.5 | 13.5 | 1 | 13 | 13 | 0 | 2 | 1 | 0 | 0 | 0 | 0 |
| 2018 | Baltimore | 14 | 14 | 74 | 53 | 21 | 1.0 | 7.0 | 1 | 15 | 15 | 0 | 6 | 1 | 1 | 0 | 0 | 0 |
| Totals | | 93 | 61 | 413 | 320 | 93 | 8.5 | 56.5 | 4 | 54 | 26t | 1 | 19 | 8 | 3 | 0 | 0 | 0 |

SPECIAL TEAMS TACKLES (17): 2013 (6); 2014 (3); 2015 (4); 2016 (4)

Additional Statistics: Blocked a FGA vs. Ind. (12/23/17); posted an own fumble recovery at STL (9/8/13)

CAREER SINGLE-GAME HIGHS (REGULAR SEASON)

Total Tackles:

11 4 times (last: 12/10/17 at Pit.)

Solo Tackles:

10 (10/26/14 vs. Phi.)

Sacks:

1 8 times (last: 10/14/18 at Ten.)

INTs:

1 4 times (last: 9/9/18 vs. Buf.)

Passes Defensed:

2 3 times (last: 9/9/18 vs. Buf.)

Forced Fumbles:

1 4 times (last: 9/30/18 at Pit.)

Fumble Recoveries:

1 4 times (last: 9/30/18 at Pit.)

POSTSEASON

| Year | Team | GP | GS | TACKLES | | | SACKS | | INTERCEPTIONS | | | | | FUMBLES | | | | |
|---------------|-----------|----------|----------|-----------|-----------|-----------|------------|------------|---------------|----------|----------|----------|----------|----------|----------|----------|----------|----------|
| | | | | TT | Solo | Asst. | No. | Yards | No. | Yards | LG | TD | PD | FF | FR | Yards | | |
| 2014 | Arizona | 1 | 1 | 7 | 3 | 4 | 0.0 | 0.0 | 0 | 0 | 0 | 0 | 0 | 0 | 0 | 0 | 0 | 0 |
| 2015 | Arizona | 2 | 2 | 19 | 12 | 7 | 0.0 | 0.0 | 0 | 0 | 0 | 0 | 2 | 0 | 0 | 0 | 0 | 0 |
| 2018 | Baltimore | 1 | 1 | 8 | 5 | 3 | 0.0 | 0.0 | 0 | 0 | 0 | 0 | 0 | 0 | 0 | 0 | 0 | 0 |
| Totals | | 4 | 4 | 34 | 20 | 14 | 0.0 | 0.0 | 0 | 0 | 0 | 0 | 2 | 0 | 0 | 0 | 0 | 0 |

23 TONY JEFFERSON

2015: (ARIZONA CARDINALS – 16/7, 2/2)

- Registered 74 tackles (55 solo), 2 INTs (1 returned for a TD), 5 PD, 4 TFL, 2 sacks and 3 FFs, helping the Cardinals capture the NFC West Division title
- Tallied 19 tackles (12 solo), including 2 for loss, and 2 PD in Arizona's two playoff games
- Recorded 5 tackles (4 solo), 1 FF and 1 sack (-10 yards) at SF (11/29)
- Produced a team-best 11 tackles (7 solo) and a career-high 2 FFs at Det. (10/11)

- Scored his first-career TD on a 26-yard INT return, adding a team-leading 9 stops (all solo) at Chi. (9/20)

2014: (ARIZONA CARDINALS – 16/8, 1/1)

- Finished third for the Cardinals' defense with 76 tackles (67 solo), 1 FF, 1 sack and 1 PD
- Notched 7 tackles in the Wild Card at Car. (1/3/15)
- Recorded 7 solo stops and 1 FF vs. Sea. (12/21)
- Established a career high with 11 tackles (since tied), also netting 1 PD in a 24-20 win vs. Phi. (10/26)
- Registered his first-career double-digit tackle effort (10) in a 23-14 win vs. SF (9/21)



— JEFFERSON'S COMMUNITY IMPACT —

- Hosted a 7-on-7 Football Tournament for high school teams in his hometown of Chula Vista (CA), awarding a \$10,000 prize to the winning team (2019)
- Hosted the Tony Jefferson Football Camp in Chula Vista, CA (2018-19)
- Assisted with teammate Patrick Onwuasor's Peanut's Impact Foundation Special Needs Camp (2019)
- Participated in Anthony Levine Sr.'s 10th Annual Home Run Derby & Softball Game with Ravens teammates (2019)
- Participated in the Ravens' Signature Project with M&T Bank to renovate the facility and visit with children at the Webster Kendrick Boys & Girls Club in Baltimore (2019)
- Helped distribute coats and warm weather gear to residents at the annual Helping Up Mission coat distribution (2018)
- Funded and distributed 200 Turkeys at Mt. Zion Baptist Church with fellow teammates Anthony Levine Sr. and De'Lance Turner (2018)
- Helped build HOPE kits with teammate Brandon Carr at the Under Armour Performance Center, which were sent to breast cancer patients at Johns Hopkins and Medstar Union Memorial Hospital (2018)
- Battled overseas military members in video game competitions in the Ravens' first Pros vs. GI Joes tournament (2018)
- Supported the NFL and Ravens' PLAY 60 initiative by participating in the team's PLAY 60 All Abilities Clinic with over 100 athletes from Special Olympics Maryland (2017-18) and an assembly at Summit Park Elementary School (2017)
- Joined teammates and Ravens staff members to renovate Mary Ann Winterling Elementary School in downtown Baltimore (2017)
- Participated in a police ride along with law enforcement officials in West Baltimore to meet with local youth and discuss topics surrounding social justice (2017)
- Joined teammates to sign autographs and play games during the Ravens' A Purple Evening, the team's annual event dedicated to female fans (2017-18)
- Partnered with the Ravens and Southwest Airlines to trade places with airline employees in order to greet fans departing on flights from Baltimore/Washington International Thurgood Marshall airport (2017)
- Attended the Ravens annual Holiday Helpers event at Target to shop for gifts with Baltimore youth in need (2017-18)
- Hosted his "Shop With A Jock" holiday shopping event to provide youth from the Webster Kendrick Boys and Girls Club with gifts during the holiday season (2017-18)
- Partnered with Jimmy's Famous Seafood for their 9th Annual Toys for Tots Gala (2017)
- Supports current and former teammates' charitable endeavors, including Anthony Levine Sr.'s Celebrity Bowling fundraiser (2017-18), Matthew Judon's Karaoke and Lip Sync Party (2018), former player Jameel McClain's annual 53 Families Thanksgiving event (2018) and former player Lardarius Webb's charity softball game (2017)
- Attended former Arizona teammate Larry Fitzgerald's youth football camp in Tempe, AZ (2016)
- Joined Cardinals teammates at Patrick Peterson's "Shop With a Jock" event, where players took low-income children on a shopping spree and provided a holiday meal for them (2016)
- Alongside several Arizona teammates, served meals at Patrick Peterson's "Celebs and Steaks" event, which raised more than \$250,000 for Peterson's Foundation for Success (2015)

23 TONY JEFFERSON

2013: (ARIZONA CARDINALS – 16/2)

- Posted 18 tackles (15 solo), 1 FR and 6 ST stops as a rookie as part of the NFL's top-ranked run defense (84.4 ypg)
- Started and tallied 4 tackles in a 17-10 win vs. Sea. (12/22)
- Produced a season-best 7 stops (6 solo) in a 13-10 victory vs. TB (9/29)
- Made both his first-career start and his first-career tackle, finishing with 3 solo stops vs. Det. (9/13)

— COLLEGE —

- Appeared in 40 games (34 starts) at Oklahoma, finishing with 258 tackles, 18 TFL, 7 sacks, 8 INTs and 13 PD...Jefferson's 258 tackles ranked as the sixth-most by a defensive back in school history, despite only playing three seasons
- Earned second-team All-American and first-team All-Big 12 honors by the *Associated Press* as a junior in 2012 after posting a team-leading 119 tackles, the fourth-highest total for a defensive back in the nation...Also earned first-team All-Academic Big 12 honors
- Led the team with a career-best 4 INTs as a sophomore in 2011, earning honorable mention All-Big 12 from the *Associated Press* and coaches...Posted 74 tackles, 7.5 TFL, 4.5 sacks and 3 PD
- Tabbed the Big 12 Defensive Freshman of the Year and was a first-team Freshman All-American selection by *The Sporting News* and *CollegeFootballNews.com* after recording 65 tackles (44 solo), 7 PD and 2 sacks in 2010... Also recorded 2 thefts, one of which he returned 22 yards for a TD in the Fiesta Bowl

— HIGH SCHOOL —

- Prepped at Eastlake (Chula Vista, CA), where he was named a *USA Today* All-American and was listed as a four-star recruit by *ESPN.com*, *Rivals.com* and *Scout.com*
- Recorded 88 tackles, 12 TFL, 4 sacks, 2 FFs and 2 FRs, leading his team to the San Diego Division I CIF title as a senior...Also played on offense, where he registered 1,328 rushing yards and 28 TDs
- Posted 77 tackles and 3 INTs as a junior in 2007
- Earned first-team All-State honors as a sophomore



JEFFERSON FAST FACT

In 2018, S Tony Jefferson was one of six NFL safeties to post at least 5 tackles for loss, 1 sack, 1 INT, 1 forced fumble and 1 fumble recovery. (Jamal Adams, Kareem Jackson, Malcolm Jenkins, Jordan Poyer & Harrison Smith were the others.)

RAVENS LARGEST COMEBACK VICTORIES

| Date | Opponent | Points Down/ Score | Quarter | Final Score |
|----------|------------------|-----------------------|---------|-------------|
| 10/30/11 | vs. Arizona | 21 / 24-3 | 2nd | W, 30-27 |
| 09/18/16 | at Cleveland | 20 / 20-0 | 1st | W, 25-20 |
| 11/12/06 | at Tennessee | 19 / 26-7 | 2nd | W, 27-26 |
| 11/23/03 | vs. Seattle | 17 / 41-24 | 4th | W, 44-41 OT |
| 09/10/00 | vs. Jacksonville | 16 / 23-7 | 2nd | W, 39-36 |
| 11/14/04 | at NY Jets | 14 / 14-0 | 2nd | W, 20-17 OT |
| 11/21/99 | at Cincinnati | 14 / 14-0 | 1st | W, 34-31 |
| 11/29/98 | vs. Indianapolis | 14 / 24-10 | 2nd | W, 38-31 |
| 10/27/96 | vs. St. Louis | 14 / 20-6 | 3rd | W, 37-31 OT |



27 CYRUS JONES

CORNERBACK
5-10 | 200

COLLEGE: ALABAMA **HS:** GILMAN (BALTIMORE, MD)
BORN: 11/29/1993, BALTIMORE, MD
EXP. (NFL/RAVENS): 4/2 **GP/GS (PLAYOFFS):** 23/1 (1/0)



— KEY TRANSACTIONS —

- Claimed by Baltimore off waivers on 10/8/18 after being released by New England on 10/6/18
- Claimed by New England off Baltimore's practice squad on 9/19/18
- Signed to the Ravens' practice squad on 9/3/18 after being released by New England on 9/1/18
- Originally selected by the Patriots in the second round (60th overall) of the 2016 NFL Draft

— HONORS —

- AFC Special Teams Player of the Week (Week 12, 2018)

— CAREER HIGHLIGHTS —

- In 2018, helped Baltimore rank fifth in the NFL in PR average (11.5)...Jones ranked No. 4 in the league with a 13.2-yard PR average
- Posted a 70-yard PR-TD in the 34-17 win vs. Oak. (11/25/18), later earning him AFC Special Teams Player of the Week honors for his performance
- In his first-career start with NE, posted a career-high 3 tackles (2 solo) and handled all punt return duties in the win vs. Bal. (12/12/16)

— PERSONAL —

- Enjoys freestyle rapping and often posts a 'Freestyle Friday' feature video to his Instagram account

— SEASON RECAPS —

2018: (BALTIMORE/NEW ENGLAND – 13/0, 1/0)

- A key contributor on special teams, helped Baltimore rank No. 5 in the NFL in PR average (11.5)...Gained 259 yards on 18 PRs, including a 70-yard PR-TD....Jones ranked fourth in the NFL with a 13.2-yard PR average
- Produced a game-high 3 special teams tackles in the 20-12 win vs. TB (12/16)
- Recorded a 55-yard punt return to set up a go-ahead Baltimore TD drive in the fourth quarter at KC (12/9)
- Posted a 70-yard PR-TD in the 34-17 win vs. Oak. (11/25)...Marked his first-career PR-TD and sixth overall for the Ravens since 2011, tying (KC) for the NFL's second most such scores...Earned AFC Special Teams Player of the Week for his performance
- Recorded a career-high 2 ST tackles vs. NO (10/21)
- In his first game for the Ravens, recorded 4 PRs for 50 yards, including a 26-yard long, in the 21-0 win at Ten. (10/14)

- Active in Weeks 3-4 for the Patriots...Spent the first two weeks of the season on Baltimore's practice squad before being claimed by New England

2017: (NEW ENGLAND PATRIOTS – 0/0, 0/0 INJURED RESERVE)

- Spent the entire 2017 season on Injured Reserve after suffering a knee injury in the preseason

2016: (NEW ENGLAND PATRIOTS – 10/1, 0/0)

- Played in 10 regular season games with one start on defense and totaled 7 tackles...Also returned kicks on special teams, compiling 11 PRs for 46 yards and 8 KORs for 180 yards

2018

GAME-BY-GAME RETURNS

| Date/Opp. | RAVENS/PATRIOTS | | | | | | PUNT RETURNS | | | | KICKOFF RETURNS | | | | | | |
|-----------------|------------------------|-----------|------------|-------------|------------|----------|--------------|-----------|-------------|-----------|-----------------|----------|----------|------------|----------|----------|----------|
| | No. | FC | Yds. | Avg. | LG | TD | No. | Yds. | Avg. | LG | TD | No. | Yds. | Avg. | LG | TD | |
| 9/9 vs. Buf. | RAVENS' PRACTICE SQUAD | | | | | | -- | -- | -- | -- | -- | -- | -- | -- | -- | -- | -- |
| 9/13 @ Cin. | RAVENS' PRACTICE SQUAD | | | | | | -- | -- | -- | -- | -- | -- | -- | -- | -- | -- | -- |
| 9/23 @ Det.~ | 0 | 1 | 0 | 0.0 | 0 | 0 | 0 | 0 | 0.0 | 0 | 0 | 0 | 0 | 0.0 | 0 | 0 | 0 |
| 9/30 vs. Mia.~ | 5 | 0 | 45 | 9.0 | 24 | 0 | 0 | 0 | 0.0 | 0 | 0 | 0 | 0 | 0.0 | 0 | 0 | 0 |
| 10/7 @ Cle. | NOT ON AN NFL ROSTER | | | | | | -- | -- | -- | -- | -- | -- | -- | -- | -- | -- | -- |
| 10/14 @ Ten. | 4 | 2 | 50 | 12.5 | 26 | 0 | 0 | 0 | 0.0 | 0 | 0 | 0 | 0 | 0.0 | 0 | 0 | 0 |
| 10/21 vs. NO | 1 | 0 | 8 | 8.0 | 8 | 0 | 0 | 0 | 0.0 | 0 | 0 | 0 | 0 | 0.0 | 0 | 0 | 0 |
| 10/28 @ Car. | 1 | 0 | 23 | 23.0 | 23 | 0 | 0 | 0 | 0.0 | 0 | 0 | 0 | 0 | 0.0 | 0 | 0 | 0 |
| 11/4 vs. Pit. | 1 | 2 | 9 | 9.0 | 9 | 0 | 0 | 0 | 0.0 | 0 | 0 | 0 | 0 | 0.0 | 0 | 0 | 0 |
| 11/18 vs. Cin. | 2 | 3 | 14 | 7.0 | 12 | 0 | 0 | 0 | 0.0 | 0 | 0 | 0 | 0 | 0.0 | 0 | 0 | 0 |
| 11/25 vs. Oak. | 4 | 1 | 79 | 19.8 | 70t | 1 | 0 | 0 | 0.0 | 0 | 0 | 0 | 0 | 0.0 | 0 | 0 | 0 |
| 12/2 @ Atl. | 1 | 3 | 4 | 4.0 | 4 | 0 | 1 | 12 | 12.0 | 12 | 0 | 0 | 0 | 0.0 | 0 | 0 | 0 |
| 12/9 @ KC | 1 | 1 | 55 | 55.0 | 55 | 0 | 0 | 0 | 0.0 | 0 | 0 | 0 | 0 | 0.0 | 0 | 0 | 0 |
| 12/16 vs. TB | 1 | 1 | 0 | 0.0 | 0 | 0 | 0 | 0 | 0.0 | 0 | 0 | 0 | 0 | 0.0 | 0 | 0 | 0 |
| 12/22 @ LAC | 2 | 3 | 17 | 8.5 | 19 | 0 | 0 | 0 | 0.0 | 0 | 0 | 0 | 0 | 0.0 | 0 | 0 | 0 |
| 12/30 vs. Cle. | 0 | 3 | 0 | 0.0 | 0 | 0 | 0 | 0 | 0.0 | 0 | 0 | 0 | 0 | 0.0 | 0 | 0 | 0 |
| Totals | 23 | 20 | 304 | 13.2 | 70t | 1 | 1 | 12 | 12.0 | 12 | 0 | 0 | 0 | 0.0 | 0 | 0 | 0 |
| Playoffs | | | | | | | | | | | | | | | | | |
| 1/6/19 vs. LAC | 0 | 0 | 0 | 0.0 | 0 | 0 | 0 | 0 | 0.0 | 0 | 0 | 0 | 0 | 0.0 | 0 | 0 | 0 |
| Totals | 0 | 0 | 0 | 0.0 | 0 | 0 | 0 | 0 | 0.0 | 0 | 0 | 0 | 0 | 0.0 | 0 | 0 | 0 |

~ with New England

2018

GAME-BY-GAME DEFENSE

| Date/Opp. | RAVENS/PATRIOTS | | | | | | | | |
|-----------------|-----------------------------|----------|----------|------------|------------|----------|----------|----------|----------|
| | TT | Solo | Asst. | Sacks | INT | PD | FF | FR | |
| 9/9 vs. Buf. | RAVENS' PRACTICE SQUAD | | | | | | | | |
| 9/13 @ Cin. | RAVENS' PRACTICE SQUAD | | | | | | | | |
| 9/23 @ Det.~ | 0 | 0 | 0 | 0-0 | 0-0 | 0 | 0 | 0 | 0 |
| 9/30 vs. Mia.~ | 1 | 0 | 1 | 0-0 | 0-0 | 0 | 0 | 0 | 0 |
| 10/7 @ Cle. | NOT ON AN NFL ROSTER | | | | | | | | |
| 10/14 @ Ten. | SAW ACTION ON SPECIAL TEAMS | | | | | | | | |
| 10/21 vs. NO | 0 | 0 | 0 | 0-0 | 0-0 | 0 | 0 | 0 | 0 |
| 10/28 @ Car. | 0 | 0 | 0 | 0-0 | 0-0 | 0 | 0 | 0 | 0 |
| 11/4 vs. Pit. | SAW ACTION ON SPECIAL TEAMS | | | | | | | | |
| 11/18 vs. Cin. | SAW ACTION ON SPECIAL TEAMS | | | | | | | | |
| 11/25 vs. Oak. | 1 | 0 | 1 | 0-0 | 0-0 | 0 | 0 | 0 | 0 |
| 12/2 @ Atl. | SAW ACTION ON SPECIAL TEAMS | | | | | | | | |
| 12/9 @ KC | SAW ACTION ON SPECIAL TEAMS | | | | | | | | |
| 12/16 vs. TB | SAW ACTION ON SPECIAL TEAMS | | | | | | | | |
| 12/22 @ LAC | SAW ACTION ON SPECIAL TEAMS | | | | | | | | |
| 12/30 vs. Cle. | SAW ACTION ON SPECIAL TEAMS | | | | | | | | |
| Totals | 2 | 0 | 2 | 0-0 | 0-0 | 0 | 0 | 0 | 0 |
| Playoffs | | | | | | | | | |
| 1/6/19 vs. LAC | SAW ACTION ON SPECIAL TEAMS | | | | | | | | |
| Totals | 0 | 0 | 0 | 0-0 | 0-0 | 0 | 0 | 0 | 0 |

~ with New England

27 CYRUS JONES

- In his first-career start, posted a career-high 3 tackles and handled all PR duties in the win vs. Bal. (12/12)
- Made his NFL debut and saw action in nickel situations at Ari. (9/11)...Also returned a punt for 10 yards and a kickoff for 26 yards
- Named Cotton Bowl Defensive MVP vs. Michigan State, finishing with 3 tackles and an INT...Also added 5 punt returns for 80 yards and 1 TD (2015)
- Earned second-team All-SEC recognition as a junior in 2014
- Played in 11 games as a true freshman in 2012, catching 4 passes for 51 yards...Returned 10 kicks for 250 yards and 8 punts for 61 yards, with a long of 32

— COLLEGE —

- Started his career at Alabama as a wide receiver before moving to cornerback as a sophomore in 2013
- Played in 51 career games and totaled 108 tackles, 1 sack, 7 INTs, 4 FFs and 2 FRs...Also utilized as punt returner, fielding 46 punts for 618 yards and 4 TDs
- Earned All-SEC honors as a defensive back in 2015...That season, returned 42 punts for 530 yards and led the nation with 4 PR-TDs, the most in a single season in Alabama's history....His 530 return yards rank second all-time in Alabama single-season history
- Named SEC Special Teams Player of the Week after the Charleston Southern game, where he set the school record with 2 PR-TDs in one game (2015)

JONES AMONG NFL LEADERS

In 2018, **CB/RS Cyrus Jones'** 13.2-yard punt return average ranked No. 4 in the NFL, with him gaining 304 yards on 23 returns in 13 games.

NFL PUNT RETURN AVERAGE / 2018 SEASON

| Rk. | Player | PR Avg. |
|-----|--------------------|-------------|
| 1. | Andre Roberts | 14.1 |
| 2. | Dwayne Harris | 14.1 |
| 3. | Desmond King II | 13.8 |
| 4. | Cyrus Jones | 13.2 |
| 5. | Tarik Cohen | 12.5 |

REGULAR SEASON

| Year | Team | GP | GS | TACKLES | | | SACKS | | INTERCEPTIONS | | | | | FUMBLES | | | | |
|---------------|-------------|-----------|----------|------------------------|----------|----------|------------|------------|---------------|----------|----------|----------|----------|----------|----------|----------|----------|----------|
| | | | | TT | Solo | Asst. | No. | Yards | No. | Yards | LG | TD | PD | FF | FR | Yards | | |
| 2016 | New England | 10 | 1 | 7 | 3 | 4 | 0.0 | 0.0 | 0 | 0 | 0 | 0 | 0 | 0 | 0 | 0 | 0 | 0 |
| 2017 | New England | 0 | 0 | INJURED RESERVE (KNEE) | | | -- | -- | -- | -- | -- | -- | -- | -- | -- | -- | -- | -- |
| 2018 | Bal./NE* | 13 | 0 | 2 | 0 | 2 | 0.0 | 0.0 | 0 | 0 | 0 | 0 | 0 | 0 | 0 | 0 | 0 | 0 |
| Totals | | 23 | 1 | 9 | 3 | 6 | 0.0 | 0.0 | 0 | 0 | 0 | 0 | 0 | 0 | 0 | 0 | 0 | 0 |

* Played 2 games with NE

SPECIAL TEAMS TACKLES (6): 2018 (6)

REGULAR SEASON

| Year | Team | GP | GS | KICKOFF RETURNS | | | | | PUNT RETURNS | | | | | |
|---------------|-------------|-----------|----------|------------------------|------------|-------------|-----------|----------|--------------|-----------|------------|-------------|------------|----------|
| | | | | No. | Yards | Avg. | LG | TD | No. | FC | Yards | Avg. | LG | TD |
| 2016 | New England | 10 | 1 | 8 | 180 | 22.5 | 43 | 0 | 11 | 3 | 46 | 4.2 | 13 | 0 |
| 2017 | New England | 0 | 0 | INJURED RESERVE (KNEE) | | | | | -- | -- | -- | -- | -- | -- |
| 2018 | Bal./NE* | 13 | 0 | 1 | 12 | 12.0 | 12 | 0 | 23 | 20 | 304 | 13.2 | 70t | 1 |
| Totals | | 23 | 1 | 9 | 192 | 21.3 | 43 | 0 | 34 | 23 | 350 | 10.3 | 70t | 1 |

CAREER SINGLE-GAME HIGHS [REGULAR SEASON]

Total Tackles:
3 (12/12/16 vs. Bal.)
Solo Tackles:
2 (12/12/16 vs. Bal.)

INTs:
None
Passes Defensed:
None

Forced Fumbles:
None
Fumble Recoveries:
None

Sacks:
None

POSTSEASON

| Year | Team | GP | GS | TACKLES | | | SACKS | | INTERCEPTIONS | | | | | FUMBLES | | | | |
|---------------|-------------|----------|----------|------------------------|----------|----------|------------|------------|---------------|----------|----------|----------|----------|----------|----------|----------|----------|----------|
| | | | | TT | Solo | Asst. | No. | Yards | No. | Yards | LG | TD | PD | FF | FR | Yards | | |
| 2016 | New England | 0 | 0 | INACTIVE | | | -- | -- | -- | -- | -- | -- | -- | -- | -- | -- | -- | -- |
| 2017 | New England | 0 | 0 | INJURED RESERVE (KNEE) | | | -- | -- | -- | -- | -- | -- | -- | -- | -- | -- | -- | -- |
| 2018 | Baltimore | 1 | 0 | 0 | 0 | 0 | 0.0 | 0.0 | 0 | 0 | 0 | 0 | 0 | 0 | 0 | 0 | 0 | 0 |
| Totals | | 1 | 0 | 0 | 0 | 0 | 0.0 | 0.0 | 0 | 0 | 0 | 0 | 0 | 0 | 0 | 0 | 0 | 0 |

POSTSEASON

| Year | Team | GP | GS | KICKOFF RETURNS | | | | | PUNT RETURNS | | | | |
|---------------|-------------|----------|----------|------------------------|----------|------------|----------|----------|--------------|----------|------------|----------|----------|
| | | | | No. | Yards | Avg. | LG | TD | No. | Yards | Avg. | LG | TD |
| 2016 | New England | 0 | 0 | INACTIVE | | | | | -- | -- | -- | -- | -- |
| 2017 | New England | 0 | 0 | INJURED RESERVE (KNEE) | | | | | -- | -- | -- | -- | -- |
| 2018 | Baltimore | 1 | 0 | 0 | 0 | 0.0 | 0 | 0 | 0 | 0 | 0.0 | 0 | 0 |
| Totals | | 1 | 0 | 0 | 0 | 0.0 | 0 | 0 | 0 | 0 | 0.0 | 0 | 0 |

27 CYRUS JONES

— HIGH SCHOOL —

- Accounted for 2,365 all-purpose yards as a senior at The Gilman (Baltimore, MD) School, also producing 24 TDs... Recorded 5 INTs on defense

- Was named 2011 Maryland Gatorade Player of the Year and was a consensus All-State player as a junior and senior...Also earned *Baltimore Sun* All-Metro team honors in 2010 and 2011

WEEK 12, 2018



— JONES' COMMUNITY IMPACT —

- Hosted his Youth Football Clinic and Camp at Gilman HS in Baltimore (2019)
- Participated in Anthony Levine Sr.'s 10th Annual Home Run Derby & Softball Game with Ravens teammates (2019)
- Attended Next One Up's "Ready. Set. Bowl." Event in Timonium, MD (2019)
- Supported teammate TE Hayden Hurst at the launch of Hurst's partnership with BTST, "Hayden's Critical Catch," an initiative to provide 81 mental health therapy sessions to local student-athletes (2019)
- Gave an address at the PlayWorks Junior Coach Leadership Conference, challenging youth to use their success to benefit the community (2019)
- Attended the Ravens' Flock Above Mentorship Program Graduation, celebrating several Baltimore youth who completed a series of seminars and events with Ravens personnel (2019)
- Participated in the Ravens' Hometown Huddle for a day of play at the UA House in downtown Baltimore to promote the Ravens' PLAY 60 message (2018)
- Visited Green Street Academy to host a Q&A with the football team (2018)
- Attended the "Clamp Down on Hunger" food collection drive at Salontra Select Suites and Western High School (2018)
- Served meals at Paul's Place (2018)
- Funded and served meals to over 100 people in downtown Baltimore City for Thanksgiving (2018)
- Attended the first TeamSmile event in Baltimore, helping give underserved Baltimore students free dental care (2018)
- Helped surprise a family in the annual "Gift of Warmth" program with BGE Home, which gives a Baltimore family a new, functional heating system (2018)
- Hosted a coat drive benefiting Paul's Place at the Dugout Zone in Ellicott City (2018)



99 MATTHEW JUDON

OUTSIDE LINEBACKER
6-3 | 261

COLLEGE: GRAND VALLEY STATE **HS:** WEST BLOOMFIELD (MI)
BORN: 8/15/92, WEST BLOOMFIELD, MI
EXP. (NFL/RAVENS): 4/4 **GP/GS (PLAYOFFS):** 46/20 (1/0)



— KEY TRANSACTIONS —

- Originally selected by the Ravens in the fifth round (146th overall) of the 2016 NFL Draft

— HONORS —

- AFC Defensive Player of the Week (Week 11, 2017)

— CAREER HIGHLIGHTS —

- Over the past two seasons (2017-18), recorded the Ravens' most TFL (27) and the second-most sacks (15, behind OLB Terrell Suggs' 18)
- In 2018, recorded 44 tackles, 7 sacks (-41 yards) and 3 PD for the league's No. 1 overall (292.9 ypg) and No. 2 scoring (17.9 ppg) defense
- Recorded a sack on three-consecutive plays in the fourth quarter in the 34-17 win vs. Oak. (11/25/18)...Is the second defender since 1982 (when the stat began being tracked) with a sack on three-straight opponent offensive plays (Indy's Brad Scioli vs. Houston in 2002)
- In 2017, totaled 58 tackles, 8 sacks (-70 yards), 3 PD, 2 FFs and 1 FR for a defense that led the league in INTs (22) and takeaways (34)...Also tallied a team-high 17 TFL, which tied for fourth in the NFL
- Led the team with a career-high 12 tackles (all solo) and tied his career high with 2 sacks vs. Chi. (10/15/17)
- Established a then-career-high 2 sacks, recording his first 2 QB drops (-13 yards) at NYJ (10/23/16)

— PERSONAL —

- Grew up a Miami Dolphins fan, playing running back and modeling his game after Ricky Williams...Now models his game at his current position after Jason Taylor
- Enjoys hiking...Hiked in Hawaii during the 2016 offseason
- For a few years while in college, Judon worked at Camp Sunshine in Michigan, helping people ages 12-50 who have mild to moderate cognitive impairments
- Graduated with a sports management/business degree
- Is the sixth of 10 children in his family

— SEASON RECAPS —

2018: (BALTIMORE RAVENS – 16/8, 1/0)

- Recorded 44 tackles (29 solo), 7 sacks (-41 yards) and 3 PD for the league's No. 1 overall (292.9 ypg) and No. 2 scoring (17.9 ppg) defense...His 7 sacks ranked second (tied, Terrell Suggs) on the team (Za'Darius Smith, 8.5)
- Tallied 1 sack and a career-high 5 of the Ravens' 15 QB hits at KC (12/9)...The 15 QB hits are the most Baltimore's "D" has produced in a game since 2014 (15 vs. Jax.)

- Had 5 tackles, 3 sacks (-12 yards) and a FF for a defense that limited the Raiders to 249 total yards in the 34-17 win vs. Oak. (11/25)...Recorded a sack on three-consecutive plays in the fourth quarter, one of which forced a fumble that OLB Terrell Suggs returned for a 43-yard TD
- Registered 2 tackles and a half-sack, helping hold the Bengals to 48 rushing yards in the 24-21 win vs. Cin. (11/18)
- Posted 10 tackles (4 solo), including a TFL, at Car. (10/28)... Surpassed the 100-career tackle mark
- Registered 3 solo tackles and a sack (-8 yards) for a defense that posted franchise records in sacks (11) and passing yards allowed (51) in the 21-0 win at Ten. (10/14)
- Registered a half-sack in the 27-14 win vs. Den. (9/23)

2017: (BALTIMORE RAVENS – 16/12)

- Recorded 58 tackles (50 solo), 8 sacks (-70 yards), 3 PD, 2 FFs, 1 FR and 17 TFL, which tied for fourth most in the NFL...Part of a unit that led the league in both takeaways (34) and INTs (22) and finished ranked 12th overall (325.1 ypg)
- His 8 sacks ranked second on the team (Terrell Suggs, 11)
- Registered 6 tackles, including 3 for loss and 1 sack (-7 yards), for a defense that produced 4 takeaways in a 27-10 win at Cle. (12/17)
- Posted 5 tackles and 1 FF at Pit. (12/10)
- Sacked QB Matthew Stafford for a 7-yard loss in a 44-20 win vs. Det. (12/3)
- Earned AFC Defensive Player of the Week honors after producing 7 tackles, 1 FF and 2 sacks (-25 yards) for a defense that forced 5 turnovers, registered 6 sacks and posted its third shutout of the season in a 23-0 win at GB (11/19)...It marked just the third time in franchise history the Ravens recorded 6 sacks and forced 5 turnovers

2018

GAME-BY-GAME DEFENSE

RAVENS

| Date/Opp. | TT | Solo | Asst. | Sacks | INT | PD | FF | FR |
|-----------------|-----------|-----------|-----------|-------------|------------|----------|----------|----------|
| 9/9 vs. Buf. | 1 | 0 | 1 | 0-0 | 0-0 | 0 | 0 | 0 |
| 9/13 @ Cin. | 3 | 3 | 0 | 0-0 | 0-0 | 0 | 0 | 0 |
| 9/23 vs. Den. | 1 | 0 | 1 | 0.5-0 | 0-0 | 1 | 0 | 0 |
| 9/30 @ Pit. | 1 | 1 | 0 | 0-0 | 0-0 | 0 | 0 | 0 |
| 10/7 @ Cle. | 4 | 4 | 0 | 0-0 | 0-0 | 1 | 0 | 0 |
| 10/14 @ Ten. | 3 | 3 | 0 | 1-8 | 0-0 | 0 | 0 | 0 |
| 10/21 vs. NO | 1 | 0 | 1 | 0-0 | 0-0 | 0 | 0 | 0 |
| 10/28 @ Car. | 10 | 4 | 6 | 0-0 | 0-0 | 0 | 0 | 0 |
| 11/4 vs. Pit. | 5 | 5 | 0 | 1-10 | 0-0 | 1 | 0 | 0 |
| 11/18 vs. Cin. | 2 | 0 | 2 | 0.5-2 | 0-0 | 0 | 0 | 0 |
| 11/25 vs. Oak. | 5 | 3 | 2 | 3-12 | 0-0 | 0 | 1 | 0 |
| 12/2 @ Atl. | 0 | 0 | 0 | 0-0 | 0-0 | 0 | 0 | 0 |
| 12/9 @ KC | 3 | 2 | 1 | 1-9 | 0-0 | 0 | 0 | 0 |
| 12/16 vs. TB | 3 | 2 | 1 | 0-0 | 0-0 | 0 | 0 | 0 |
| 12/22 @ LAC | 1 | 0 | 1 | 0-0 | 0-0 | 0 | 0 | 0 |
| 12/30 vs. Cle. | 2 | 2 | 0 | 0-0 | 0-0 | 0 | 0 | 0 |
| Totals | 44 | 29 | 15 | 7-41 | 0-0 | 3 | 1 | 0 |
| Playoffs | | | | | | | | |
| 1/6/19 vs. LAC | 4 | 3 | 1 | 0-0 | 0-0 | 0 | 0 | 0 |
| Totals | 4 | 3 | 1 | 0-0 | 0-0 | 0 | 0 | 0 |

99 MATTHEW JUDON

JUDON GETS AFTER IT

MOST SACKS BY A RAVEN (2017-18)

| Rk. | Defender | Sacks | TFL | QB Hits |
|-----|----------------------|-----------|-----------|-----------|
| 1. | Terrell Suggs | 18 | 24 | 35 |
| 2. | Matthew Judon | 15 | 27 | 38 |
| 3. | Za'Darius Smith | 12 | 13 | 41 |

- Posted 5 tackles, including 1 sack (-10 yards), for a unit that allowed just 257 total yards at Ten. (11/5)
- Tallied 2 TFL for a "D" that posted a shutout and allowed a season-low 196 yards in a 40-0 win vs. Mia. (10/26)
- Led the team with a career-high 12 tackles (all solo) and tied his career high with 2 sacks vs. Chi. (10/15)
- Registered 1 tackle and 1 FR for a unit that forced 5 turnovers (4 INTs & 1 FR) for the second-straight game in a 24-10 win vs. Cle. (9/17)
- Earned his first-career start and posted 1 tackle for a defense that forced 5 turnovers (4 INTs & 1 FR) and posted the 11th shutout in franchise history in the 20-0 season-opening victory at Cin. (9/10)

2016: (BALTIMORE RAVENS – 14/0)

- Totaled 27 tackles (12 solo), 4 sacks (-34 yards), 1 FR and 2 PD for a defense that allowed the NFL's fifth-fewest rushing yards (89.4 ypg) and ranked seventh overall (322.1 ypg)
- Sacked Dolphins QB Ryan Tannehill for a 9-yard loss for a defense that produced 3 INTs and allowed just 277 total yards in the 38-6 win vs. Mia. (12/4)
- Registered his first-career FR on a strip-sack by OLB Terrell Suggs, competing for a defense that limited the Browns to 144 yards of total offense in the 28-7 win vs. Cle. (11/10)
- Recorded a sack for the second-straight game, dropping QB Ben Roethlisberger in the 21-14 win vs. Pit. (11/6)
- Posted his first-career sacks (2 for -13 yards), totaling 3 tackles at NYJ (10/23)

— COLLEGE —

- Finished his career at Grand Valley State as the school's all-time leader in sacks (35), appearing in 42 games (32 starts) and earning the GLIAC Defensive Lineman of the Year Award in both 2014 and 2015
- Earned first-team All-Great Lakes Intercollegiate Athletic Conference honors as a senior...Led the nation, at any level, with 21 sacks (-128 yards), adding 81 tackles (37 solo), 3 PD, 3 FFs, 2 FRs and 24.5 TFL

— HIGH SCHOOL —

- Prepped at West Bloomfield (MI) HS, recording 89 tackles, 6 sacks and 16 TFL as a senior...Was named honorable mention All-Metro North by *The Detroit News*



REGULAR SEASON

| Year | Team | GP | GS | TACKLES | | | SACKS | | INTERCEPTIONS | | | | FUMBLES | | | |
|---------------|-----------|-----------|-----------|------------|-----------|-----------|-------------|--------------|---------------|----------|----------|----------|----------|----------|----------|----------|
| | | | | TT | Solo | Asst. | No. | Yards | No. | Yards | LG | TD | PD | FF | FR | Yards |
| 2016 | Baltimore | 14 | 0 | 27 | 12 | 15 | 4.0 | 34.0 | 0 | 0 | 0 | 0 | 2 | 0 | 1 | 3 |
| 2017 | Baltimore | 16 | 12 | 58 | 50 | 8 | 8.0 | 70.0 | 0 | 0 | 0 | 0 | 3 | 2 | 1 | 0 |
| 2018 | Baltimore | 16 | 8 | 44 | 29 | 15 | 7.0 | 41.0 | 0 | 0 | 0 | 0 | 3 | 1 | 0 | 0 |
| Totals | | 46 | 20 | 129 | 91 | 38 | 19.0 | 145.0 | 0 | 0 | 0 | 0 | 8 | 3 | 2 | 3 |

SPECIAL TEAMS TACKLES (3): 2017 (3)

CAREER SINGLE-GAME HIGHS [REGULAR SEASON]

Total Tackles:
12 (10/15/17 vs. Chi.)

Solo Tackles:
12 (10/15/17 vs. Chi.)

INTs:
None

Passes Defensed:
2 (11/27/16 vs. Cin.)

Forced Fumbles:
1 3 times (last: 11/25/18 vs. Oak.)

Fumble Recoveries:
1 2 times (last: 9/17/17 vs. Cle.)

Sacks:
3 (11/25/18 vs. Oak.)

POSTSEASON

| Year | Team | GP | GS | TACKLES | | | SACKS | | INTERCEPTIONS | | | | FUMBLES | | | |
|---------------|-----------|----------|----------|----------|----------|----------|------------|------------|---------------|----------|----------|----------|----------|----------|----------|----------|
| | | | | TT | Solo | Asst. | No. | Yards | No. | Yards | LG | TD | PD | FF | FR | Yards |
| 2018 | Baltimore | 1 | 0 | 4 | 3 | 1 | 0.0 | 0.0 | 0 | 0 | 0 | 0 | 0 | 0 | 0 | 0 |
| Totals | | 1 | 0 | 4 | 3 | 1 | 0.0 | 0.0 | 0 | 0 | 0 | 0 | 0 | 0 | 0 | 0 |

99 MATTHEW JUDON



— JUDON'S COMMUNITY IMPACT —

- Facilitated a movie and pizza night for local youth and law enforcement (2019)
- Hosted a Karaoke and Lip Sync Party to benefit his 10/91 Foundation at Bill Bateman's Bistro (2018)
- Alongside teammates, helped distribute shoes to students at Collington Square Elementary/Middle School with Samaritan's Feet (2018)
- Attended the Ravens 14th annual Holiday Helpers event at Target to shop for gifts with Baltimore youth in need (2018)
- Participated in the announcement of the HVAC donation from the Players' Social Justice Fund at Lakewood Elementary School (2018)
- Helped build HOPE kits with teammate Brandon Carr at the Under Armour Performance Center, which were sent to breast cancer patients at Johns Hopkins and Medstar Union Memorial Hospital (2018)
- Supported the NFL and Ravens' PLAY 60 initiative by participating in the team's PLAY 60 All Abilities Clinic alongside over 100 athletes from Special Olympics Maryland (2018)
- Attended the announcement of the Ravens five-year partnership with Up2Us Sports, which will help continue the team's social responsibility efforts to improve the Baltimore community through youth sports (2018)
- Judon, TE Benjamin Watson and DT Brandon Williams spent a day at the offices of Downs Collins P.A., a Baltimore-based law firm with a history of handling civil rights cases...The event was part of the Listen & Learn Tour, an initiative of the Players Coalition, an independent organization that is investing time and resources in social justice and racial equality issues around the country (2018)
- Along with S Tony Jefferson, DT Carl Davis, LS Morgan Cox and G Jermaine Eluemunor, Judon partnered with the Baltimore Police Department to speak with children at Rosemont Elementary/Middle School (2017)
- Competed in the Players Philanthropy Fund (PPF) Celebrity Cornhole Challenge fundraiser (2017-18)
- Continuously supports Casey Cares by attending events such as their annual Foundation Gala and the Mother's Day Magic Show (2018)
- Hosted the Matt Judon Football and Cheer Camp in Township, MI (2018)
- Helped distribute warm weather gear to residents at the annual Helping Up Mission coat distribution (2017-2018)
- Distributed Thanksgiving meals alongside teammates at local schools, churches and homeless shelters (2017-18)
- Joined teammates to sign autographs and play games during the Ravens' A Purple Evening, the team's annual event dedicated to female fans (2017-18)
- Joined fellow rookies at the Helping Up Mission men's shelter to provide residents with a hot meal (2016)
- Supported the Ravens' annual Hometown Huddle event for Baltimore City elementary school children (2016)
- Supports current and former teammates' charitable endeavors, including Anthony Levine Sr.'s Celebrity Bowling fundraiser and former players Lardarius Webb's charity softball game, Jameel McClain's Annual 53 Families Thanksgiving event, as well as Steve Smith Sr.'s foundation fashion show





4



SAM KOCH

COLLEGE: NEBRASKA HS: SEWARD (NE)

BORN: 8/13/82, YORK, NE

EXP. (NFL/RAVENS): 14/14 GP/GS (PLAYOFFS): 208/0 (17/0)

PUNTER
6-1 | 222



— KEY TRANSACTIONS —

- Signed a contract extension with the Ravens on 7/9/15
- Re-signed with Baltimore on 2/1/11
- Re-signed with the Ravens on 5/20/10
- Originally drafted by the Ravens in the sixth round (203rd overall) of the 2006 NFL Draft

— HONORS —

- Pro Bowl (2015)
- Two-time Pro Bowl first alternate (2010, 2014)
- PFWA All-AFC (2015)
- AFC Special Teams Player of the Week (Week 15, 2017; Week 12, 2017; Week 16, 2008)
- Ravens Roost Unsung Hero Award (2015)
- Ravens Roost Extra Effort Award (2008)

— CAREER HIGHLIGHTS —

- Owns franchise records with 1,006 punts for 45,596 yards and a 45.3 career gross average...His 39.5 career net average also ranks first in team history
- Led the league in 2017 with a franchise-record 40 punts inside the 20...Also added an NFL-best 16 inside the 10
- Since 2006, when he entered the league, Koch's 384 punts inside the 20 rank second in the NFL
- Has played in a Ravens' franchise-record 208-straight games, not missing a contest in his NFL career...His 208 rank third for the most games played in team history
- In 2015, earned his first-career Pro Bowl nod after posting the NFL's second-best net (42.9) and ninth-best gross (46.7) averages
- Led the NFL in net punting average (43.3) in 2014, a figure that ranks fourth in league history...Punted 60 times for 2,841 yards, finishing third in the NFL with a 47.4 gross average...Also placed 26 punts inside the 20
- Koch's 43.3 net punting average and 47.4 gross punting average in 2014 are both Ravens' single-season records
- Scored his first-career TD, scrambling for a 7-yard run on a fake FGA in the 55-20 victory vs. Oak. (11/11/12)
- Blasted a team-record 74-yard punt at Hou. (11/9/08)

— PERSONAL —

- He and wife, Nikki, have four children: Ryan (21), Braxtyn (15), Kamdyn (13) and Gianna (5)
- Spends his down time working on projects around his house, with a knack for craftsmanship
- Cites former Ravens special teams coordinator/associate head coach Jerry Rosburg as a father figure

— SEASON RECAPS —

2018: (BALTIMORE RAVENS – 16/0, 1/0)

- Punted 60 times for a career-high-tying 47.4 gross average (2014), which ranked fourth in the NFL and a 39.8 net average, including placing 27 punts inside the 20 in 2018
- Eclipsed the 1,000-career punt mark, booting the ball 3 times for 150 yards in the 22-10 win at LAC (12/22)... Appeared in his 207th-career game, tying Matt Stover for the third-most games played in Ravens' history
- Punted 3 times for 142 yards (47.3 avg.) and completed a 21-yard pass to WR Chris Moore, earning a first down on a fake punt, in the 26-16 win at Atl. (12/2)...For his career, Koch is 5-of-5 passing for 69 yards and 4 first downs
- Punted 3 times for 153 yards (51.0 avg.), appearing in his 200th-career game at Car. (10/28)...Became one of four Ravens (Ray Lewis, Terrell Suggs and Matt Stover) to play in 200 games for the Ravens franchise
- Punted 4 times for 175 yards (43.8 avg.), placing 2 boots inside the 20, in the 21-0 win at Ten. (10/14)
- Placed a franchise-record 6 punts inside the 20 and recorded a 45.8 gross average at Cle. (10/7)
- Punted 5 times for 257 yards (51.4 average), placing 3 punts inside the 20, in the 47-3 win vs. Buf. (9/9)

2017: (BALTIMORE RAVENS – 16/0)

- Placed a league-leading and career-high 40 punts inside the 20, punting 84 times for a 44.8 gross average and a 40.3 net mark...Also added an NFL-best 16 punts inside the 10
- Earned a game ball after placing 4 of his 5 punts inside the 20, including 3 punts inside the 5-yard line, in the 27-10 win at Cle. (12/17)...Recorded his second AFC Special Teams Player of the Week award in 2017 for his performance
- Earned AFC Special Teams Player of the Week honors after placing 5 punts inside the 20 for the second-consecutive game and punting 6 times for 308 yards (51.3 avg.) in the 23-16 win vs. Hou. (11/27)...Also threw a 22-yard pass to WR Chris Moore to convert a first down on a fake punt, which led to a Baltimore TD

SAM IN THE 20

P Sam Koch is the Ravens' all-time leader in punts inside the 20 (384). In 2017, he posted a franchise-record 40 boots inside the 20, which ranked as the NFL's most.

* In 2017, Koch's 40 punts inside the 20 ranked No. 1 in the NFL.

| PUNTS INSIDE THE 20 (Ravens All-Time History) | | |
|--|-----------------|-------|
| Rk. | Player | In 20 |
| 1. | Sam Koch | 384 |
| 2. | Kyle Richardson | 128 |
| 3. | Dave Zastudil | 89 |

| PUNTS INSIDE THE 20 (Ravens Single Seasons) | | |
|--|------------------------|-------|
| Rk. | Player (Year) | In 20 |
| 1. | Sam Koch (2017)* | 40 |
| 2. | Sam Koch (2010) | 39 |
| | Kyle Richardson (1999) | 39 |

4 SAM KOCH

- Tied a career high, placing 5 of his 7 punts inside the 20 in the 23-0 win at GB (11/19)
- Punted 4 times for 180 yards (45.0 avg.) and completed a 16-yard pass to WR Chris Moore to convert on a fake punt at Ten. (11/5)
- Recorded a single-game record 55.0-yard gross average, finishing with 7 punts for 386 yards vs. Chi. (10/15)

2016: (BALTIMORE RAVENS – 16/0)

- Punted 80 times for 3,665 yards for a 45.8 gross average and a 39.9 net average, including placing 37 punts inside the 20, which tied (Brian Anger) for third in the NFL
- Played in his 175th-consecutive game and placed all 3 of his punts inside the 20 at Pit. (12/25)

SOARING WITH SAM

Pro Bowl **P Sam Koch** owns a 45.3 career gross average and 39.5 career net, both marks that rank first in Ravens history. In 2014, he posted a career-high and franchise-record 47.4-yard gross (matched again in 2018) and 43.3-yard net average.



CAREER GROSS PUNTING AVG. (Ravens History)

| Rk. Player | Avg. |
|--------------------|------|
| 1. Sam Koch | 45.3 |
| 2. Greg Montgomery | 43.2 |
| 3. Dave Zastudil | 41.6 |

CAREER NET PUNTING AVG. (Ravens History)

| Rk. Player | Avg. |
|--------------------|------|
| 1. Sam Koch | 39.5 |
| 2. Greg Montgomery | 37.2 |
| 3. Kyle Richardson | 35.4 |

REGULAR SEASON

| Year | Team | GP | GS | No. | Yards | Avg. | Net Avg. | LG | In 20 | TB | BLK |
|---------------|-----------|------------|----------|--------------|---------------|-------------|-------------|-----------|------------|-----------|----------|
| 2006 | Baltimore | 16 | 0 | 86 | 3,695 | 43.0 | 37.6 | 61 | 30 | 3 | 0 |
| 2007 | Baltimore | 16 | 0 | 78 | 3,397 | 43.6 | 36.0 | 64 | 20 | 9 | 1 |
| 2008 | Baltimore | 16 | 0 | 84 | 3,777 | 45.0 | 39.9 | 74 | 34 | 9 | 0 |
| 2009 | Baltimore | 16 | 0 | 73 | 3,188 | 43.7 | 37.9 | 60 | 26 | 5 | 1 |
| 2010 | Baltimore | 16 | 0 | 81 | 3,530 | 43.6 | 39.2 | 60 | 39 | 4 | 0 |
| 2011 | Baltimore | 16 | 0 | 73 | 3,393 | 46.5 | 38.6 | 63 | 21 | 9 | 0 |
| 2012 | Baltimore | 16 | 0 | 83 | 3,911 | 47.1 | 40.8 | 60 | 28 | 7 | 0 |
| 2013 | Baltimore | 16 | 0 | 90 | 4,138 | 46.0 | 38.9 | 69 | 27 | 9 | 1 |
| 2014 | Baltimore | 16 | 0 | 60 | 2,841 | 47.4 | #43.3 | 73 | 26 | 4 | 0 |
| 2015 | Baltimore | 16 | 0 | 74 | 3,454 | 46.7 | 42.9 | 67 | 29 | 5 | 0 |
| 2016 | Baltimore | 16 | 0 | 80 | 3,665 | 45.8 | 39.9 | 68 | 37 | 5 | 0 |
| 2017 | Baltimore | 16 | 0 | 84 | 3,765 | 44.8 | 40.3 | 67 | 40 | 3 | 1 |
| 2018 | Baltimore | 16 | 0 | 60 | 2,842 | 47.4 | 39.8 | 65 | 27 | 5 | 1 |
| Totals | | 208 | 0 | 1,006 | 45,596 | 45.3 | 39.5 | 74 | 384 | 77 | 5 |

LED NFL

SPECIAL TEAMS TACKLES (15): 2006 (2); 2007 (1); 2008 (3); 2010 (1); 2011 (1); 2012 (3); 2013 (1); 2015 (1); 2016 (1); 2018 (1)

CAREER SINGLE-GAME HIGHS [REGULAR SEASON]

Punts: 10 (11/5/07 at Pit.)
Longest: 74 (11/9/08 at Hou.)
Inside 20: 6 (10/7/18 at Cle.)
Net Avg.: 62.0, 2-122 (11/1/15 vs. SD)
Gross Avg.: 63.0, 2-126 (11/24/14 at NO)

Additional Statistics: Is 5-of-5 passing for 69 yards and 4 first downs in his career; Completed a 21-yard pass on a fake punt at Atl. (12/2/18); Completed a 22-yard pass on a fake punt vs. Hou. (11/27/17); Completed a 16-yard pass on a fake punt at Ten. (11/5/17); Scored his first-career TD, a 7-yard scramble, on a fake FGA vs. Oak. (11/11/12); Rushed 10 yards for a first down at Cin. (12/30/12); Completed a 13-yard pass on a fake punt vs. Min. (11/7/10); Scored a 2-point conversion on a fake PAT vs. Pit. (9/11/11); Rushed for 7 yards on a fake punt vs. KC (12/20/15)

POSTSEASON

| Year | Team | GP | GS | No. | Yards | Avg. | Net Avg. | LG | In 20 | TB | BLK |
|---------------|-----------|-----------|----------|-----------|--------------|-------------|-------------|-----------|-----------|-----------|----------|
| 2006 | Baltimore | 1 | 0 | 5 | 190 | 38.0 | 27.4 | 47 | 1 | 1 | 0 |
| 2008 | Baltimore | 3 | 0 | 20 | 845 | 42.3 | 38.1 | 52 | 7 | 2 | 0 |
| 2009 | Baltimore | 2 | 0 | 9 | 374 | 41.6 | 35.2 | 59 | 3 | 0 | 0 |
| 2010 | Baltimore | 2 | 0 | 6 | 277 | 46.2 | 39.2 | 61 | 4 | 1 | 0 |
| 2011 | Baltimore | 2 | 0 | 13 | 619 | 47.6 | 43.7 | 64 | 2 | 2 | 0 |
| 2012 | Baltimore | 4 | 0 | 22 | 1,013 | 46.0 | 34.3 | 60 | 8 | 4 | 0 |
| 2014 | Baltimore | 2 | 0 | 5 | 250 | 50.0 | 34.2 | 53 | 0 | 0 | 1 |
| 2018 | Baltimore | 1 | 0 | 6 | 268 | 44.7 | 37.0 | 59 | 1 | 0 | 0 |
| Totals | | 17 | 0 | 86 | 3,836 | 44.6 | 36.8 | 64 | 26 | 10 | 1 |

4 SAM KOCH

- Punted 6 times for 289 yards (48.2 avg.) and produced a 47.0 net avg., placing 3 kicks inside the 20 at NE (12/12)
- Posted 5 punts for 44.4 gross and 42.2 net averages, placing 4 boots inside the 20, in the 19-14 victory vs. Cin. (11/27)... Koch also helped run the clock down to 0:00 on the game's final play when he took a safety to secure the win
- Placed his 300th-career punt inside the 20, recording 4 punts for 184 yards (46.0 avg.), in the 28-7 win vs. Cle. (11/10)
- Punted 9 times for 380 yards (42.2 avg.) and posted a 41.7-yard net average, tying a career-high with 5 boots inside the 20, in the 21-14 victory vs. Pit. (11/6)
- Registered a season-high gross average (50.8) and net average (47.8), placing 3 kicks inside the 20 at NYJ (10/23)
- Posted a 45.6-yard net average and recorded 3 boots inside the 20 at NYG (10/16)
- Tallied 8 punts for 361 yards (47.6 gross avg.), placing 2 punts inside the 20, including a season-long punt of 68 yards that was downed at the 1-yard line vs. Was. (10/9)
- Totaled 7 punts for 342 yards, recording a season-high gross average of 48.9 and posted a touchdown-saving special teams tackle vs. Oak. (10/2)
- Recorded 2 kicks inside the 20, totaling 3 punts for 141 yards (47.0 avg.) in the 25-20, come-from-behind win vs. Cle. (9/18)

2015: (BALTIMORE RAVENS – 16/0)

- Earned his first-career Pro Bowl nod after posting the NFL's second-best net (42.9) and ninth-best gross (46.7) averages...Limited opponents to a franchise-record 5.0 punt return average (No. 2 in the NFL)
- Recorded 3 kicks inside the 20, including boots to the Bengals' 6- and 4-yard lines, at Cin. (1/3/16)
- Posted 5 punts for 53.4 gross and 46.4 net averages, crushing a 67-yard season-long punt to the Dolphins' 1-yard line at Mia. (12/6)
- Tallied 7 punts for 336 yards (48.0 avg.) and a 46.3 net average in the 16-13 victory vs. STL (11/22)
- Helped the Ravens win the field position battle with a 62-yard boot to the Chargers' 3-yard line and a 60-yarder that resulted in a -2-yard return in the 29-26 victory vs. SD (11/1)
- Booted a 62-yard punt, recording 53.0 gross and 51.7 net averages, at SF (10/18)...Added 2 punts inside the 20-yard line in his 150th-career game

2015 PRO BOWL PUNTER



In 2015, **P Sam Koch** was named to his first Pro Bowl, as the standout punter's net average (42.9) ranked No. 2 in the NFL, while his gross average (46.7) was ninth.



— KOCH'S COMMUNITY IMPACT —

- Participated in Anthony Levine Sr.'s 10th Annual Home Run Derby & Softball Game with Ravens teammates (2019)
- Participated in the Ravens' Signature Project with M&T Bank to renovate the facility and visit with children at the Webster Kendrick Boys & Girls Club in Baltimore (2019)
- Honored 150 students and faculty throughout Baltimore to celebrate their involvement in the "Fuel Up To Play 60 Campaign" (2018)
- Joined teammates for Jameel McClain's "53 Families" Thanksgiving event to serve a meal to families in need (2017)
- Represented the Ravens as the team's Fuel Up to PLAY 60 ambassador, encouraging students to provide their bodies with adequate nutrients to support 60 minutes of physical activity...Attended the American Dairy Association North East's annual winter luncheon to relay the Fuel Up to PLAY 60 message (2016)
- Participated in the United Way of Central Maryland's Character Playbook launch at Maree Garnett Farring Elementary/Middle School (2016)
- Teamed up with the Salvation Army to support several families during the holiday season (2015)
- Participated in the Ravens' annual Holiday Helpers event at Target to shop with Baltimore youth in need (2014-17)
- Promotes PLAY 60, the NFL's movement to get children active for at least 60 minutes a day...Participated in PLAY 60 Challenge kickoff assemblies at Runnymede Elementary School (2015) and Sandymount Elementary School (2011) Led youth football drills in the PLAY 60 Zone at the White House's annual Easter Egg Roll (2010)
- Koch helped to launch "Punts for a Purpose" program with the Wounded Warrior Amputee Football Team (2013)
- Joined teammates to outfit homeless men in suit apparel at the Helping Up Mission for a joint event with Jos. A. Bank (2011), participated in the annual Thanksgiving Dinner Distribution at Helping Up Mission homeless shelter (2011), and distributed coats at the shelter's 13th annual coat distribution event (2016)
- Consistently supports current and former teammates' charitable endeavors, including Lardarius Webb's Charity Softball Game and Thanksgiving Distribution

4 SAM KOCH

2014: (BALTIMORE RAVENS – 16/0, 2/0)

- Led the NFL in net punting average (43.3), a figure that ranks as the fifth-best mark in league history...Punted 60 times for 2,841 yards, finishing third in the NFL with a 47.4 gross average...Also placed 26 punts inside the 20
- Played in both postseason contests, punting 5 times for 250 yards, averaging a postseason-career-high 50.0 yards per punt, including a long of 53
- Had 2 punts for 126 yards (63.0 avg.), including a 73-yarder (second longest of his career and in team history), placing both inside the 20 in the 34-27 win at NO (11/24)
- Punted 6 times for 255 yards (42.5 avg.), placing a career-high-tying 5 inside the 20 at Pit. (11/2)
- Played in his team-record 130th-straight game, passing OLB Jarret Johnson (129 from 2003-11) for the longest streak in Ravens history in the 26-6 win vs. Pit. (9/11)

2013: (BALTIMORE RAVENS – 16/0)

- Posted career highs in punts (90) and punting yards (4,138), while averaging 46.0 yards per punt (38.9 net)...Placed 27 punts inside the 20
- Punted 6 times for 328 yards to produce a Ravens' single-game record 54.7 average, including a season-high 69-yard boot, vs. Min. (12/8)
- Punted 8 times for 355 yards (44.4 avg.), placing 3 inside the 20, in the 20-17 OT win vs. Cin. (11/10)...His fourth child (daughter, Gianna) was born at 2:04 a.m. that day
- Placed his 200th-career punt inside the 20 at Den. (9/5)

2012: (BALTIMORE RAVENS – 16/0, 4/0)

- Punted 83 times for 3,911 yards for a 47.1 gross average, including placing 28 inside the 20-yard line...Also tallied a 40.8 net average...Rushed twice for 17 yards and recorded a TD on a fake FG and fake punt
- Punted 22 times for 1,013 yards (46.0 avg.) – placing 8 inside the 20 – with a long of 60 in four playoff games...Also recorded a ST tackle
- Booted 3 punts for 141 yards (47.0 avg.), with a long of 56, and posted a tackle in the 34-31 victory in Super Bowl XLVII vs. SF (2/3/13)...Also had a 61-yard free kick after taking a safety to run off the clock at the end of the game
- Punted 8 times for 386 yards (48.3 avg.), placing 6 inside the 20 (which ties an NFL postseason record), in the 38-35 double-OT win in the Divisional Playoff at Den. (1/12/13)
- Punted 7 times for 256 yards and carried the ball once (10 yards), picking up a first down on a fake punt, at Cin. (12/30)
- Scored his first-career TD, scrambling for a 7-yard run on a fake FGA in the 55-20 victory vs. Oak. (11/11)
- Played in his 100th-career game and punted 7 times for 322 yards (46.0 avg.), including 3 inside the 20 vs. Cle. (9/27)

2011: (BALTIMORE RAVENS – 16/0, 2/0)

- Punted 73 times for 3,393 yards, producing a 46.5 gross average...Recorded a long of 63 and placed 21 inside the 20-yard-line
- Averaged 47.6 yards per punt (13 for 619 yards) in the postseason, with a long of 64 (second longest in Ravens postseason history), and placed 2 inside the 20
- Punted 9 times for a career-high 470 yards (52.2 avg.), placing 3 inside the 20, at Jax. (10/24)
- Punted 5 times for 236 yards (47.2 avg.) in the 35-7 victory vs. Pit. (9/11)...Also scored the first points of his career on a fake PAT, running for a 2-point conversion

2010: (BALTIMORE RAVENS – 16/0, 2/0)

- Was second in the NFL with a then-career-high and franchise-record-tying 39 punts inside the 20 (Kyle Richardson, 1999) while punting 81 times for 3,530 yards (43.6 avg.)...Ranked second in the AFC with a 39.2 net avg.
- Punted 5 times for 238 yards (47.6 avg.), including a then-postseason career-long 59-yard boot, in the Divisional Playoff at Ind. (1/16/10)
- Blasted 7 punts for 318 yards (45.4 avg.) and placed a career-high-tying 5 in the 20 in the OT win at Hou. (12/13)
- Punted 5 times (moving into first place for the most punts in franchise history) for 233 yards (46.6 avg.) at Car. (11/21)
- Did not punt, but completed a pass on a fake punt to CB Cary Williams (13 yards) to convert a fourth-and-10 in the 26-10 win vs. Mia. (11/7)
- Punted 5 times for 221 yards (44.2 avg.), placing 3 inside the 20 to become the Ravens' all-time leader with his 129th (Kyle Richardson - 128) in the 37-34 victory vs. Buf. (10/24)
- Booted 9 punts for 404 yards (44.9 avg.), placing a career-high-tying 5 kicks inside the 20 at NE (10/17)

2009: (BALTIMORE RAVENS – 16/0, 2/0)

- Punted 73 times for 3,188 yards (43.7 avg.), placing 26 inside the 20...Posted a 37.9-yard net average
- Punted 7 times for 293 yards (41.9 avg.), placing 4 inside the 20, in the 16-0 win at Cle. (11/16)

NOTE THE QUOTE

ESPN.com's Kevin Seifert on Sam Koch's arsenal of punts:

"Some are designed to hook toward the sideline with maximum hang time. Others use an intentionally low trajectory to aid coverage teams. He has a knuckler and one kick that drops, from the returner's perspective, roughly in the shape of the letter "S." He's debuted a "boomerang" punt that does just what you would imagine it might. Most, but not all, of these punts are intended to discourage a clean catch and minimize the return.

"It's not unusual for NFL punters to develop a "changeup" of sorts, but no one has ever had multiple options at the ready. ... The NFL changes every day, but there are only a few moments in each generation when it transforms. This is one of them. In plain sight, Sam Koch and the Ravens have introduced a new way to punt."

4 SAM KOCH

2008: (BALTIMORE RAVENS – 16/0, 3/0)

- Finished ninth in the NFL with a 45.0 gross average and ranked fifth in the league with a 39.9 net average
- Led the AFC and was second in the NFL by placing a then-career-high 34 punts inside the 20...Also led the NFL with 18 punts inside the 10...Blasted a career-high and team-record 74-yarder at Houston on 11/9
- Earned AFC Special Teams Player of the Week honors, punting 5 times (52.2 avg.), with a long of 61 and 2 inside the 20, at Dal. (12/20)...Carried the ball (first-career rush) for a 9-yard first down on a fourth-and-6 fake FG
- Booted 4 punts for 200 yards (50.0-yard average), with a franchise-record and career-long 74-yarder at Hou. (11/9)

2007: (BALTIMORE RAVENS – 16/0)

- Punted 78 times for 3,397 yards (43.6 avg.) and placed 20 inside the 20...Added 1 special teams tackle
- Punted a career-high 10 times for 436 yards (43.6 avg.), with a long of 55 in game 8 at Pit. (11/5)

2006: (BALTIMORE RAVENS – 16/0, 1/0)

- Punted 86 times for 3,695 yards (43.0 avg.) and placed 30 inside the 20 (fourth most in the NFL)...Tied (Donnie Jones, Mia.) with the second-most punts downed inside the 10-yard line (12) and tied for the NFL's second-fewest TBs (3)
- Saw action in his first-career game when he kicked off 6 times and booted 6 punts for 282 yards (47.0 avg.), including a long of 56, at TB (9/10)

PINNING 'EM DEEP

Dating back to 2006, when he entered the NFL, **P Sam Koch's** 384 punts inside the 20 rank second in the NFL.

NFL PUNTS INSIDE THE 20 / 2006-18

| Rk. | Player | In 20 |
|-----|------------------------|------------|
| 1. | Dustin Colquitt (KC) | 414 |
| 2. | Sam Koch (Bal.) | 384 |
| 3. | Andy Lee (Ari.) | 364 |

Koch Note: In 2017, Koch twice earned AFC Special Teams Player of the Week honors (Week 12 vs. Hou. & Week 15 at Cleveland). He became the first punter to win multiple POW awards in a single season since Buffalo's Brian Moorman in 2006.



— COLLEGE —

- Walked on (earned a scholarship before the 2004 season) and played in 30 games at Nebraska, posting a 44.1 career gross average, a Big 12-record 84-yard career long and 56 kicks inside the 20...Redshirted as a freshman (2001)
- Ranked second nationally in gross (46.5 – school record) and net (39.9) averages, earning first-team All-American (*NationalChamps.net*), first-team All-Big 12 (*Kansas City Star*) and honorable mention All-Big 12 honors (*Associated Press* and coaches)...Was a Ray Guy Award semifinalist
- Earned a degree in business administration

— HIGH SCHOOL —

- Prepped at Seward (NE) HS, where he played LB, FB and TE in addition to handling all kicking duties
- Also played soccer, basketball and baseball

KOCH DOMINATED IN 2017

No punter in 2017 was more dominant at pinning opponents deep in their own territory than **P Sam Koch**.

| PUNTS INSIDE 20 | | PUNTS INSIDE 10 | | PUNTS INSIDE 5 | |
|--------------------|----|--------------------|----|--------------------|---|
| 1. Sam Koch | 40 | 1. Sam Koch | 16 | 1. Andy Lee | 6 |
| 2. Chris Jones | 34 | 2. Marquette King | 14 | 2. Sam Koch | 5 |
| 3. Two Players | 33 | 3. Three Players | 13 | Three Others | 5 |

RAVENS IRONMAN

RAVENS CONSECUTIVE GAMES PLAYED / ALL-TIME STREAKS

| Rk. | Player | Games | Years |
|-----|-----------------|------------|----------------|
| 1. | Sam Koch | 208 | 2006-18 |
| 2. | Jarret Johnson | 129 | 2003-11 |
| 3. | Joe Flacco | 122 | 2008-15 |

BALTIMORE RAVENS MOST ALL-TIME GAMES PLAYED

| Rk. | Player | Games | Years |
|-----|-----------------|------------|----------------|
| 1. | Terrell Suggs | 229 | 2003-2018 |
| 2. | Ray Lewis | 228 | 1996-2012 |
| 3. | Sam Koch | 208 | 2006-18 |
| 4. | Matt Stover | 207 | 1996-2008 |
| 5. | Jonathan Ogden | 177 | 1996-2007 |

ALWAYS MORE.
NEVER LESS.





17 JORDAN LASLEY

WIDE RECEIVER
6-1 | 213

COLLEGE: UCLA HS: SERRA (GARDENA, CA)

BORN: 11/13/96, COMPTON, CA

EXP. (NFL/RAVENS): 2/2 GP/GS (PLAYOFFS): 0/0 (0/0)



— KEY TRANSACTIONS —

- Jordan Lasley was selected by the Ravens in the fifth round (162nd overall) of the 2018 NFL Draft...Declared for the NFL Draft following his junior season

— CAREER HIGHLIGHTS —

- Was a gameday inactive in every regular season contest during his rookie season

— PERSONAL —

- Lists Dez Bryant as his favorite athlete
- Named to the Athletic Director's Honor Roll for Fall 2014 at UCLA...Majored in political science
- Lasley's hobbies include singing, dancing and making people laugh

— SEASON RECAPS —

2018: (BALTIMORE RAVENS – 0/0, 0/0)

- Was a gameday inactive in every regular season contest during his rookie season

— COLLEGE —

- Appeared in 29 career games (12 starts) in three seasons at UCLA, recording 113 catches for 1,901 yards and 14 TDs

- Had one of the most productive seasons ever by a UCLA receiver in 2017 after leading the team with 69 catches, 1,264 yards and 9 TDs en route to earning honorable mention All-Pac-12 honors...Set a UCLA season record with three games recording 10 or more catches (11, Stanford; 10, USC; 12, California)
- Lasley's 140.4 receiving yards per game in 2017 set a new UCLA record...Tied the school record with seven 100-yard receiving performances in 2017 (Freddie Mitchell, 2000)
- His 1,264 receiving yards in 2017 rank third all time on UCLA's single-season record list, while his 69 catches rank seventh all time...Named to Biletnikoff Award Watch List
- Finished his career ranked 15th on the school's all-time receiving list (1,901 yards)

— HIGH SCHOOL —

- Prepped at Serra (Gardena, CA) HS, where he was a three-star recruit according to *Rivals.com* and *Scout.com*... Rated the No. 55 wide receiver in the country and the No. 44-overall recruit in the state of California by *Rivals.com*
- Named first-team All-CIF Western Division after he caught 34 passes for 833 yards and 14 TDs as a senior
- Also lettered in basketball and track

REGULAR SEASON

| Year | Team | GP | GS | RECEIVING | | | | | RUSHING | | | | |
|---------------|-----------|----------|----------|-----------|----------|------------|----------|----------|----------|----------|----------|----------|----------|
| | | | | No. | Yards | Avg. | LG | TD | No. | Yards | Avg. | LG | TD |
| 2018 | Baltimore | 0 | 0 | 0 | 0 | 0.0 | 0 | 0 | 0 | 0 | 0 | 0 | 0 |
| Totals | | 0 | 0 | 0 | 0 | 0.0 | 0 | 0 | 0 | 0 | 0 | 0 | 0 |

POSTSEASON

| Year | Team | GP | GS | RECEIVING | | | | | RUSHING | | | | |
|---------------|-----------|----------|----------|-----------|----------|------------|----------|----------|----------|----------|----------|----------|----------|
| | | | | No. | Yards | Avg. | LG | TD | No. | Yards | Avg. | LG | TD |
| 2018 | Baltimore | 0 | 0 | INACTIVE | | | | | -- | -- | -- | -- | -- |
| Totals | | 0 | 0 | 0 | 0 | 0.0 | 0 | 0 | 0 | 0 | 0 | 0 | 0 |

— LASLEY'S COMMUNITY IMPACT —

- Assisted with director of player engagement's Jameel McClain's 53 Families Foundation Football & Fitness Clinic (2019)
- Participated in the Ravens' Signature Project with M&T Bank to renovate the facility and visit with children at the Webster Kendrick Boys & Girls Club in Baltimore (2019)
- Participated in the Players Philanthropy Fund's Second Annual Beltway Boards & Brews Cornhole Tournament at the Baltimore Museum of Industry (2018)
- Was a celebrity shopper at former Raven Michael Crabtree's Crab5 Foundation Coat Distribution with kids from the Franklin Square Boys and Girls Club (2018)
- Participated in the team's KaBoom! playground build in the Douglass Homes neighborhood alongside teammates, Ravens staff and volunteers (2018)





41 ANTHONY LEVINE SR.

DB / LB
5-11 | 207

COLLEGE: TENNESSEE STATE HS: RJ REYNOLDS (WINSTON-SALEM, NC)
BORN: 3/27/87, ABBEVILLE, LA
EXP. (NFL/RAVENS): 8/8 GP/GS (PLAYOFFS): 98/4 (3/0)



— KEY TRANSACTIONS —

- Re-signed (UFA) with Baltimore on 3/15/17
- Re-signed with the Ravens on 3/12/15
- Elevated to the Ravens' active roster on 11/17/12
- Signed to the Ravens' practice squad on 9/3/12
- Originally signed with the Packers as a RFA on 5/3/10

— CAREER HIGHLIGHTS —

- For each of the seven seasons (2012-18) that Levine has been a fixture on special teams for the Ravens, Baltimore's unit has ranked in the NFL's Top 6 in the annual report by senior NFL writer Rick Gosselin, seen around the league as a special teams measuring stick
- In 2018, posted 21 tackles (18 solo), 1 sack (-2 yards) and 1 INT from scrimmage for the league's No. 1 overall (292.9 ypg) and No. 2 scoring (17.9 ppg) defense
- In 2017, registered 9 special teams tackles, adding 20 tackles (18 solo) from scrimmage, 1 INT, 3 PD and a career-high 3 sacks (-21 yards) for a unit that led the league in both takeaways (34) and INTs (22)
- Tallied his first-career INT on the Texans' last offensive drive to clinch the 23-16 win vs. Hou. (11/2/17)
- Posted 6 special teams stops for one of the league's top punt return coverage units in 2015
- Started and led the team with a career-high 10 tackles (6 solo) vs. SD (11/30/14)
- Started his first-career game (at CB) and recorded his first-career tackle (finished with 4) and PD (had 2) for a defense that allowed just 45 total yards in the second half in the 21-7 victory vs. Ten. (11/9/14)
- Finished second on the team with a career-high 11 special teams tackles in 2013

— PERSONAL —

- Collects jerseys of other NFL players, has them sign the jersey and then frames it in his house...Among his collection are Peyton Manning, Steve Smith Sr., Ray Lewis, Ed Reed and Charles Woodson
- Started the Anthony Levine 4every1 Foundation, which is dedicated to helping at-risk youth and their families build better futures through mentorship, educational opportunities and life changing experiences...Also focuses on helping people with Lupus, which Levine Sr.'s younger sister, Alisio, was diagnosed with
- Favorite athlete is LeBron James...Most memorable moment as a sports fan is the Cavs' 2016 championship
- Dislikes fishing, but goes often because his son, Anthony Levine Jr. (7) enjoys it...Has another son, Alexander (3)

— SEASON RECAPS —

2018: (BALTIMORE RAVENS – 16/1, 1/0)

- Recorded 7 special teams tackles (third on the team)... Added 21 tackles (18 solo), 1 sack (-2 yards) and 1 INT from scrimmage for the league's No. 1 overall (292.9 ypg) and No. 2 scoring (17.9 ppg) defense
- Recorded a sack (-2 yards) for a defense that posted franchise records in sacks (11) and passing yards allowed (51) – also permitting the second-fewest total yards (106) in team history – in the 21-0 shutout win at Ten. (10/14)
- Tied a career high with 3 PD, adding 3 tackles (2 solo) and 2 special teams stops, at Cle. (10/7)
- Registered a game-clinching INT in the fourth quarter and produced 5 tackles (4 solo) and a career-high 3 PD in the 26-14 win at Pit. (9/30)
- Recorded 4 solo tackles and 1 special teams tackle for a defense that registered 3 sacks and held the Broncos to 173 passing yards in the 27-14 win vs. Den. (9/23)
- Notched 1 special teams tackle and competed from scrimmage for a defense that held Buffalo to just 153 yards in the 47-3 season-opening win vs. Buf. (9/9)

2017: (BALTIMORE RAVENS – 16/0)

- Registered 9 special teams tackles, adding 20 tackles (18 solo) from scrimmage, 1 INT, 3 PD and a career-high 3 sacks (-21 yards) for a unit that led the league in both takeaways (34) and INTs (22)
- Posted his first-career FR, adding a season-high 4 tackles and 1 PD, for a defense that produced 4 takeaways in a 27-10 win at Cle. (12/17)

2018

GAME-BY-GAME DEFENSE

RAVENS

| Date/Opp. | TT | Solo | Asst. | Sacks | INT | PD | FF | FR |
|-----------------|-----------|-----------|----------|------------|-------------|----------|----------|----------|
| 9/9 vs. Buf. | 0 | 0 | 0 | 0-0 | 0-0 | 0 | 0 | 0 |
| 9/13 @ Cin. | 0 | 0 | 0 | 0-0 | 0-0 | 0 | 0 | 0 |
| 9/23 vs. Den. | 4 | 4 | 0 | 0-0 | 0-0 | 0 | 0 | 0 |
| 9/30 @ Pit. | 5 | 4 | 1 | 0-0 | 1-16 | 3 | 0 | 0 |
| 10/7 @ Cle. | 3 | 2 | 1 | 0-0 | 0-0 | 3 | 0 | 0 |
| 10/14 @ Ten. | 1 | 1 | 0 | 1-2 | 0-0 | 0 | 0 | 0 |
| 10/21 vs. NO | 1 | 1 | 0 | 0-0 | 0-0 | 0 | 0 | 0 |
| 10/28 @ Car. | 1 | 0 | 1 | 0-0 | 0-0 | 0 | 0 | 0 |
| 11/4 vs. Pit. | 2 | 2 | 0 | 0-0 | 0-0 | 0 | 0 | 0 |
| 11/18 vs. Cin. | 1 | 1 | 0 | 0-0 | 0-0 | 0 | 0 | 0 |
| 11/25 vs. Oak. | 0 | 0 | 0 | 0-0 | 0-0 | 0 | 0 | 0 |
| 12/2 @ Atl. | 0 | 0 | 0 | 0-0 | 0-0 | 0 | 0 | 0 |
| 12/9 @ KC | 2 | 2 | 0 | 0-0 | 0-0 | 0 | 0 | 0 |
| 12/16 vs. TB | 0 | 0 | 0 | 0-0 | 0-0 | 0 | 0 | 0 |
| 12/22 @ LAC | 0 | 0 | 0 | 0-0 | 0-0 | 0 | 0 | 0 |
| 12/30 vs. Cle. | 1 | 1 | 0 | 0-0 | 0-0 | 2 | 0 | 0 |
| Totals | 21 | 18 | 3 | 1-2 | 1-16 | 8 | 0 | 0 |
| Playoffs | | | | | | | | |
| 1/6/19 vs. LAC | 0 | 0 | 0 | 0-0 | 0-0 | 0 | 0 | 0 |
| Totals | 0 | 0 | 0 | 0-0 | 0-0 | 0 | 0 | 0 |

41 ANTHONY LEVINE SR.

- Posted 2 tackles with 1 sack and 1 PD at Pit. (12/10)
- Registered his first-career INT on the Texans' last offensive drive to clinch the 23-16 win vs. Hou. (11/27)...Added 1 ST tackle and 1 tackle from scrimmage for a unit that produced 3 turnovers and permitted just 66 rushing yards in a 23-16 win vs. Hou. (11/27)
- Posted 2 tackles, including 1 sack (-8 yards), for a defense that posted a shutout and allowed a season-low 196 yards in a 40-0 win vs. Mia. (10/26)
- Registered his first-career sack, dropping QB E.J. Manuel for an 8-yard loss as part of a defense that produced 3 sacks and held the Raiders to 245 total yards in the 30-17 victory at Oak. (10/8)
- Recorded 2 tackles on ST and 1 from scrimmage for a defense that forced 5 turnovers (4 INTs and 1 FR) and posted the 11th shutout in franchise history in the 20-0, season-opening victory at Cin. (9/10)

2016: (BALTIMORE RAVENS – 16/0)

- Recorded 4 ST tackles and 7 stops (4 solo) and 1 PD from scrimmage for a defense that finished first in the league with 18 INTs (tied, SD and KC), allowed the NFL's fifth-fewest rushing yards (89.4 ypg) and was the league's seventh-ranked unit (322.1 ypg)...Baltimore was one of three teams (Den. & Sea.) to rank in the NFL's Top 10 in total defense in each of the previous three seasons (2014-16)

- Tallied a season-high 3 tackles from scrimmage for a defense that held the Giants to 38 rushing yards and didn't allow a rushing first down for just the fifth time in franchise history at NYG (10/16)
- Recorded 1 special teams tackle and 1 tackle from scrimmage for a unit that limited the Jaguars to 216 yards of total offense in the 19-17 win at Jax. (9/25)

2015: (BALTIMORE RAVENS – 16/0)

- Posted 6 special teams stops for one of the league's top punt return coverage units, which allowed just 5.0 yards per return (No. 2 in NFL)
- Helped block for S Will Hill III's game-winning TD return on DE Brent Urban's blocked FGA at Cle. (11/30)
- Played from scrimmage and on special teams vs. Cin. (9/27)...Rushed for 3 yards on a fake punt, successfully converting a first down

2014: (BALTIMORE RAVENS – 16/3, 2/0)

- Played both safety and CB, recording 23 tackles (16 solo) and 3 PD for a defense that allowed the NFL's sixth-fewest points per game (18.9)...Also netted 6 special teams stops
- Played in both postseason contests, recording 3 solo tackles for a defense that produced 7 sacks and allowed just 82 rushing yards in two playoff games
- Started and led the team with a career-high 10 tackles (6 solo) vs. SD (11/30)

REGULAR SEASON

| Year | Team | GP | GS | TACKLES | | | SACKS | | INTERCEPTIONS | | | | | FUMBLES | | | | |
|---------------|-----------|-----------|----------|-----------|-----------|-----------|------------|-------------|---------------|-----------|-----------|----------|-----------|----------|----------|----------|----------|----------|
| | | | | TT | Solo | Asst. | No. | Yards | No. | Yards | LG | TD | PD | FF | FR | Yards | | |
| 2012 | Baltimore | 2 | 0 | 0 | 0 | 0 | 0.0 | 0.0 | 0 | 0 | 0 | 0 | 0 | 0 | 0 | 0 | 0 | 0 |
| 2013 | Baltimore | 16 | 0 | 0 | 0 | 0 | 0.0 | 0.0 | 0 | 0 | 0 | 0 | 0 | 0 | 0 | 0 | 0 | 0 |
| 2014 | Baltimore | 16 | 3 | 23 | 16 | 7 | 0.0 | 0.0 | 0 | 0 | 0 | 0 | 3 | 0 | 0 | 0 | 0 | 0 |
| 2015 | Baltimore | 16 | 0 | 1 | 1 | 0 | 0.0 | 0.0 | 0 | 0 | 0 | 0 | 0 | 1 | 0 | 0 | 0 | 0 |
| 2016 | Baltimore | 16 | 0 | 7 | 4 | 3 | 0.0 | 0.0 | 0 | 0 | 0 | 0 | 1 | 0 | 0 | 0 | 0 | 0 |
| 2017 | Baltimore | 16 | 0 | 20 | 18 | 2 | 3.0 | 21.0 | 1 | 8 | 8 | 0 | 3 | 0 | 1 | 0 | 0 | 0 |
| 2018 | Baltimore | 16 | 1 | 21 | 18 | 3 | 1.0 | 2.0 | 1 | 16 | 16 | 0 | 8 | 0 | 0 | 0 | 0 | 0 |
| Totals | | 98 | 4 | 72 | 57 | 15 | 4.0 | 23.0 | 2 | 24 | 16 | 0 | 15 | 1 | 1 | 0 | 0 | 0 |

SPECIAL TEAMS TACKLES (44): 2012 (1); 2013 (11); 2014 (6); 2015 (6); 2016 (4); 2017 (9); 2018 (7)

CAREER SINGLE-GAME HIGHS [REGULAR SEASON]

Total Tackles:

10 (12/30/14 vs. SD)

Solo Tackles:

8 (11/24/14 at NO)

Sacks:

1 4 times (last: 10/14/18 at Ten.)

INTs:

1 2 times (last 9/30/18 at Pit.)

Passes Defensed:

3 2 times (last: 10/7/18 at Cle.)

Forced Fumbles:

1 (10/18/15 at SF)

Fumble Recoveries:

1 (12/17/17 at Cle.)

Additional Statistics: Rushed for 3 yards, converting a first down on a fake punt, vs. Cin. (9/27/15); Has a FF on special teams at SF (10/18/15); posted an own fumble recovery vs. Cin. (9/27/15)

POSTSEASON

| Year | Team | GP | GS | TACKLES | | | SACKS | | INTERCEPTIONS | | | | | FUMBLES | | | | |
|---------------|-----------|----------|----------|----------------------------|----------|----------|------------|------------|---------------|----------|----------|----------|----------|----------|----------|----------|----------|----------|
| | | | | TT | Solo | Asst. | No. | Yards | No. | Yards | LG | TD | PD | FF | FR | Yards | | |
| 2012 | Baltimore | 0 | 0 | INJURED RESERVE - SHOULDER | | | -- | -- | -- | -- | -- | -- | -- | -- | -- | -- | -- | -- |
| 2014 | Baltimore | 2 | 0 | 3 | 3 | 0 | 0.0 | 0.0 | 0 | 0 | 0 | 0 | 0 | 0 | 0 | 0 | 0 | 0 |
| 2018 | Baltimore | 1 | 0 | 0 | 0 | 0 | 0.0 | 0.0 | 0 | 0 | 0 | 0 | 0 | 0 | 0 | 0 | 0 | 0 |
| Totals | | 3 | 0 | 3 | 3 | 0 | 0.0 | 0.0 | 0 | 0 | 0 | 0 | 0 | 0 | 0 | 0 | 0 | 0 |

41 ANTHONY LEVINE SR.

- Started and posted 9 tackles, including a career-high 8 solo stops, adding 1 PD, at NO (11/24)
- Started his first-career game (at CB) and recorded his first-career tackles (4) and PD (2) vs. Ten. (11/9)

2013: (BALTIMORE RAVENS – 16/0)

- Played in all 16 games for the first time, finishing second on the team with a career-high 11 special teams tackles
- Led the team with a career-high 3 ST tackles in the 19-3 win vs. NYJ (11/24)

2012: (BALTIMORE RAVENS – 2/0, 0/0)

- Saw his first-career NFL action and had 1 special teams tackle...Placed on Injured Reserve (shoulder) on 11/26
- Saw action on special teams and posted his first-career ST tackle in the 16-13 OT victory at SD (11/25)
- Made his NFL debut in the 13-10 victory at Pit. (11/18)

2010-11: (GREEN BAY PACKERS – 0/0, 0/0)

- Spent the majority of the 2010 and 2011 seasons on the Packers' practice squad...Originally signed by Green Bay as a rookie free agent on 5/3/10

— COLLEGE —

- Completed in 40 games (24 starts) at Tennessee State, totaling 129 tackles (80 solo), 5 INTs, 7 PD and 1 FR
- Earned second-team All-Ohio Valley Conference honors after recording 48 tackles (32 solo), 3 TFL, 2 INTs and 1 PD as a senior in 2009
- Graduated with a degree in psychology

— HIGH SCHOOL —

- Prepped at RJ Reynolds (Winston-Salem, NC) HS, where he earned All-State (KR/PR) and All-Conference (WR) honors and was named to the North Carolina High School All-Star West Team (LB) as a senior
- Was also a member of Winston-Salem's championship track team, running the 100- and 200-meter dashes and 4x100- and 4x200-meter relays

RAVENS ALL-TIME TOP 10 OFFENSIVE/DEFENSIVE GAMES

(Total Net Yards: Regular Season and Postseason)
OFFENSIVE / YARDS GAINED

| Rank | Yards | Rush | Pass | Date | Opponent |
|------|-------|------|------|----------|-----------------|
| 1. | 553 | 168 | 385 | 09/25/11 | at St. Louis |
| 2. | 548 | 308 | 240 | 12/13/09 | Detroit |
| 3. | 533 | 224 | 309 | 12/23/12 | New York Giants |
| 4. | 503 | 121 | 382 | 09/23/12 | New England |
| 5. | 501 | 198 | 303 | 09/13/09 | Kansas City |
| 6. | 493 | 109 | 384 | 09/20/15 | at Oakland |
| 7. | 496 | 110 | 386 | 12/04/16 | Miami |
| 8. | 479 | 155 | 324 | 11/12/13 | at Denver |
| | 479 | 142 | 337 | 09/27/09 | Cleveland |
| | 479 | 250 | 229 | 11/19/00 | Dallas |

DEFENSIVE / YARDS ALLOWED

| Rank | Yards | Rush | Pass | Date | Opponent |
|------|-------|------|------|----------|-----------------|
| 1. | 94 | 4 | 90 | 09/24/00 | Cincinnati |
| 2. | 106 | 55 | 51 | 10/14/18 | at Tennessee |
| 3. | 107 | 52 | 55 | 10/10/04 | at Washington |
| 4. | 112 | 28 | 84 | 11/26/00 | Cleveland |
| 5. | 121 | 47 | 74 | 11/09/03 | at St. Louis |
| 6. | 128 | 64 | 64 | 12/10/00 | San Diego |
| 7. | 131 | 34 | 97 | 12/02/18 | at Atlanta |
| 8. | 132 | 47 | 85 | 11/14/99 | at Jacksonville |
| 9. | 142 | 26 | 116 | 09/10/06 | at Tampa Bay |
| 10. | 144 | 33 | 111 | 11/10/16 | Cleveland |




41 ANTHONY LEVINE SR.



— LEVINE SR.'S COMMUNITY IMPACT —

- Founded the 4Every1 Foundation to help youth and their families create a better future through mentorship, educational opportunities and life changing experiences
- Hosted his 10th annual Anthony Levine Sr. Home Run Derby & Softball Game (2019)
- Assisted with director of player engagement Jameel McClain's 53 Families Foundation Football & Fitness Clinic (2019)
- Attended the Young Money Financial Literacy Seminar with Winston-Salem/Forsyth Country Schools (NC) at Union Baptist Church (2019)
- Read to military children as part of the Military Child Education Coalition's Tell Me A Story event (2019)
- Played in former Raven Torrey Smith's Family Fund Charity Basketball Tournament with teammate Justin Tucker (2019)
- Hosted the Anthony Levine Sr. Football Camp in New Orleans, Louisiana (2018-19)
- Donated toys for the holiday season to students at the Webster Kendrick Boys and Girls Club (2018)
- Alongside teammates, helped distribute shoes to students at Collington Square Elementary/Middle School with Samaritan's Feet (2018)
- Participated in the announcement of the HVAC donation from the Players' Social Justice Fund at Lakewood Elementary School (2018)
- Spoke to teenagers at the Baltimore City Juvenile Correctional Facility about his life experiences (2018)
- Distributed 200 turkeys at Mt. Zion Baptist Church with fellow teammates Tony Jefferson and De'Lance Turner (2018)
- Teamed up with the Ravens and Verizon Wireless to "Pass it Forward" by visiting firemen at the White Marsh Volunteer Fire Station and surprising them with pizza (2018)
- Helped build HOPE kits with teammate Brandon Carr at the Under Armour Performance Center, which were sent to breast cancer patients at Johns Hopkins and Medstar Union Memorial Hospital (2018)
- Participated in the team's KaBoom! community playground build in the Douglass Homes neighborhood alongside teammates, Ravens staff and volunteers (2018)
- Adopted the Mervo High School football team as part of the launch for his "Beyond the Game" program (2017)
- Helped to stuff over 1,200 military care packages for USO service members and their families (2017)
- Distributed coats and warm weather gear to residents at the annual Helping Up Mission coat distribution (2017)
- Joined teammates and Ravens staff members to renovate Mary Ann Winterling Elementary School in Baltimore (2017)
- Hosted a celebrity bowling fundraiser to benefit his 4Every1 Foundation (2017-18)
- Joined teammates to sign autographs and play games during the Ravens' A Purple Evening, the team's annual event dedicated to female fans (2017-18)
- Partnered with Jimmy's Famous Seafood for their 9th Annual Toys for Tots Gala (2017)
- Teamed up with the United Way of Central Maryland to host the Harvest of Plenty Thanksgiving Food Distribution (2016)
- Joined teammates in serving as celebrity shoppers at the Ravens' annual Holiday Helpers events at Target to shop for holiday gifts with Baltimore youth in need (2015, 2017)
- Annually involved in various events to promote PLAY 60, the NFL movement for an active generation...Events include a football clinic with over 100 athletes from Special Olympics Maryland, an assembly at Summit Park Elementary School (2017) a school visit to Robert Moton Elementary School (2016), the Hispanic Heritage Youth Football Clinic in downtown Baltimore (2015) and the Ravens TEAM Challenge Hometown Huddle at M&T Bank Stadium (2015)
- Helped distribute turkeys to families in need at the Webster Kendrick Boys & Girls Club during former player Lardarius Webb's fifth annual Turkey Drive (2014)
- Consistently supports current and former teammates' charitable initiatives including, Patrick Onwuasor's Peanut's Impact Foundation Special Needs Camp (2019), Tony Jefferson's "Shop With A Jock" (2018), Matthew Judon's Lip sync and Karaoke Party (2018), Terrance West's football camp for Baltimore youth, Steve Smith Sr.'s foundation fashion show, Lardarius Webb's annual Charity Softball Game (2015-17), Lawrence Guy's Family and Football Day and Jameel McClain's annual 53 Families Thanksgiving Dinner (2015-18)



72 ALEX LEWIS

GUARD / TACKLE
6-6 | 305

COLLEGE: NEBRASKA HS: MOUNTAIN POINTE (TEMPE, AZ)
BORN: 4/21/92, TEMPE, AZ
EXP. (NFL/RAVENS): 4/4 GP/GS (PLAYOFFS): 20/18 (0/0)



— KEY TRANSACTIONS —

- Placed on Injured Reserve on 9/1/17 after sustaining a shoulder injury during training camp
- Originally selected by the Ravens in the fourth round (130th overall) of the 2016 NFL Draft...Lewis was the third of five picks in the round

— CAREER HIGHLIGHTS —

- In 2018, helped produce the NFL's No. 2 rushing attack, totaling 2,441 yards (152.6 ypg)...Marked the second-most rushing yards in franchise single-season history... Baltimore also tallied a single-season team-record 5,999 total net yards
- In 2016 as a rookie, played in 10 games (eight starts) as part of an O-line that helped protect QB Joe Flacco, allowing him to register a career-high 64.9 completion percentage and throw for a franchise-record 4,317 yards
- Has the ability to play every position on the offensive line

— PERSONAL —

- At Nebraska, was voted team captain in 2015, becoming the third family in Huskers history to have both father (Bill) and son serve in the same role
- Father, Bill, earned All-American honors as a center and served as team captain for Nebraska (1981-85)...Went on to play in the NFL for seven seasons (1986-88;1990-93) with the Los Angeles Raiders, Phoenix Cardinals and New England Patriots...Also played one season in the CFL (1995) for the Memphis Mad Dogs and was coached by Ravens offensive line coach Joe D'Alessandris, who served in the same role for the Mad Dogs
- Mother, Kimberly, attended Nebraska and was a member of the dance team...Also founded the Phoenix Suns Dance Team
- Is an avid craftsman and woodworker

— SEASON RECAPS —

2018: (BALTIMORE RAVENS – 10/10, 0/0)

- Helped the team produce the NFL's No. 2 rushing attack, totaling 2,441 yards (152.6 ypg)...Marked the second-most rushing yards in franchise single-season history... Baltimore also tallied a single-season team-record 5,999 total net yards
- Was a gameday inactive (shoulder) in games 13-16
- Started at LG for an offensive line that helped the Ravens produce 207 rushing yards in the 26-16 win at Atl. (12/2)...

The 207 yards on the ground marked the first time in franchise history the Ravens rushed for at least 200 yards in three-consecutive games

- Started at LG for an O-line that helped Baltimore's offense rack up 416 yards, including 242 on the ground, in the 34-17 win vs. Oak. (11/25)...Marked the fourth time in franchise history the Ravens produced back-to-back 200-yard rushing games
- Started at LG for an offensive line that helped produce the sixth-most rushing yards (267) in franchise history in the 24-21 win vs. Cin. (11/18)...Marked the first time in NFL history that a team had a *rookie* QB (Lamar Jackson, 119) and RB (Gus Edwards, 115) each surpass 100 rushing yards in a game
- Was a gameday inactive (neck) in games 7-8, but returned to start at RG vs. Pit. (11/4)
- Started at LG for an offensive line that did not permit a sack and helped pave the way for 123 rushing yards and 2 rushing TDs in the 21-0 shutout win at Ten. (10/14)...Left the game in the fourth quarter (neck injury) and did not return
- Started at LG for an O-line that helped pave the way for 451 total yards (the most ever by a Ravens team at Pittsburgh) in the 26-14 win at Pit. (9/30)
- Started for an O-line that helped protect QB Joe Flacco, allowing him to record 376 passing yards (the sixth-highest total of his career) and 2 TDs at Cin. (9/13)

2017: (BALTIMORE RAVENS – 0/0, INJURED RESERVE)

- Suffered an injury (shoulder) during the preseason and missed the entire 2017 season

2016: (BALTIMORE RAVENS – 10/8)

- Started eight games at LG and two games at LT (filling in for an injured T Ronnie Stanley) in his rookie season...Part of an offensive line that helped protect QB Joe Flacco, allowing him to register a career-high 64.9 completion percentage and throw for a franchise-record 4,317 yards
- Missed one game due to a concussion and five games with an ankle injury...Returned from injury for the season's final game at Cin. (1/1/17)
- Missed his first NFL game with an ankle injury at Dal. (11/20) and was out for several weeks while rehabbing
- Started at LG as part of an O-line that helped the offense generate 396 yards of total offense and a season-high 28 points in a 28-7 win vs. Cle. (11/10)...Left the game in the third quarter after suffering an ankle injury
- Started at LT for an injured Ronnie Stanley and protected QB Joe Flacco, allowing him to record his 28th-career 300-yard passing game (307 yards) at NYG (10/16)

72 ALEX LEWIS

- Started at LG for an offense that did not allow a sack and scored 23 unanswered points in a 25-20, come-from-behind win at Cle. (9/18)...The 20-point comeback marked the Ravens' second-largest comeback win in team history
- Recorded his first-career start and protected QB Joe Flacco, who went 22-of-33 for 258 yards and 1 TD, in the 13-7 season-opening victory vs. Buf. (9/11)

— COLLEGE —

- Started 26-consecutive games at Nebraska...Sat out the 2013 season after transferring from Colorado, where he saw action in 24 games over two seasons (2011-12)
- Earned second-team All-Big Ten honors by coaches in 2015, helping the Huskers' attack average 32.8 points, 266.9 passing yards and 446.9 total yards of offense per game, ranking in the Big Ten's Top 3 in each category

- Earned sophomore All-American honorable mention honors while playing for Colorado after allowing just two sacks, which was second fewest on the team
- Appeared in all 12 games as a freshman at Colorado, helping the offense amass 1,413 rushing yards
- Graduated with a sociology degree

— HIGH SCHOOL —

- Prepped at Mountain Pointe (Tempe, AZ) HS, where as a senior, he earned first-team All-State, All-City and All-5A East Valley honors after blocking for two teammates who rushed for 1,700-plus yards and a combined 51 TDs
- Part of a team that went undefeated in the 2010 regular season (10-0), earning a trip to the regional championship
- Also played lacrosse



— LEWIS' COMMUNITY IMPACT —

- Participated in the Maryland SPCA Dog Show contest (2018)
- Helped stuff over 1,200 military care packages for USO service members and their families (2017)
- Joined other rookies at the Helping Up Mission men's shelter to provide a hot meal to underserved Baltimore men (2016)
- Participated in the United Way of Central Maryland's Character Playbook launch at Maree Garnett Farring Elementary/Middle School (2016)
- Supported the Ravens' annual Hometown Huddle event for Baltimore City elementary school children (2016)
- Is involved with Show Your Soft Side, a campaign developed to combat the alarming incidence of animal abuse in Baltimore (2016-18)

2019 PRONUNCIATION GUIDE

Players

Quincy Adeboyejo add-ah-BOY-joe
 Aaron Adeoye uh-DAY-oh-yay
 Maurice Canady CAN-uh-dee
 Randin Crecelius cruh-SILL-ee-us
 E.J. Ejiya a-JEE-ah
 Jermaine Eluemunor EE-lew-mun-or
 Chris Ezeala eh-ZAH-lah
 Sam Koch Cook
 Anthony Levine Sr. luh-VEEN
 Patrick Mekari muh-CARE-ee
 Mike Onuoha uh-NO-ha
 Patrick Onwuasor oh-WAH-so
 Matthew Orzech ORR-zeck
 Greg Senat suh-NOT

Zach Sieler SEE-ler
 Matt Skura SKUR-uh
 Patrick Vahe vah-HAY
 Kaare Vedvik CORE-ee, VED-vick
 Antoine Wesley AN-twon
 Marshal Yanda YAWN-da
 Tavon Young TAY-von

Coaches

Richard Angulo an-GOO-low
 Andy Bischoff BISH-off
 Joe D'Alessandris dell-ah-SAN-dress
 Craig Ver Steeg ver-STEGG
 T.J. Weist WEEST



90 PERNELL MCPHEE

OUTSIDE LINEBACKER
6-3 | 269

COLLEGE: MISSISSIPPI STATE HS: PAHOKEE (FL)
BORN: 12/17/88, PAHOKEE, FL
EXP. (NFL/RAVENS): 9/5 GP/GS (PLAYOFFS): 109/23 (8/0)



— KEY TRANSACTIONS —

- Re-signed with the Baltimore Ravens as an unrestricted free agent (Was.) on 5/17/19
- Signed with the Washington Redskins on 3/26/18
- Released by the Bears on 2/26/18
- Placed on Injured Reserve (shoulder) on 12/20/17
- Signed with the Chicago Bears as an unrestricted free agent (Bal.) on 3/11/15
- Originally selected by the Baltimore Ravens in the fifth round (165th overall) of the 2011 NFL Draft

— CAREER HIGHLIGHTS —

- In eight NFL seasons, owns 193 tackles (147 solo), 31 sacks, 6 FFs, 2 FRs and 1 INT...Has played for Baltimore (2011-14), Chicago (2015-17) and Washington (2018)
- During his four seasons with the Ravens, registered 92 tackles, 17 sacks, 3 FFs and 1 FR in 60 games (six starts)... Helped the Ravens make three playoff appearances during his four Baltimore seasons, which included a victory in Super Bowl XLVII (2012)
- In the 2012 postseason, posted 4 tackles, 1 sack, 2 PD, 1 FF and 1 FR for a defense that forced 10 turnovers in four playoff games en route to a victory in Super Bowl XLVII
- In his first season as a Bear (2015), was named a captain by his teammates and notched 53 tackles (42 solo), 6 sacks, 1 INT, a FF and 3 PD
- Tallied a career-high 8 tackles (7 solo) and his first-career INT, returning a pick 13 yards to set up a field goal drive, in a 22-20 win vs. Oak. (10/4/15)
- Recorded three multi-sack games in 2014, vs. Atl. (10/19), vs. Jax. (12/14) and vs. Cle. (12/28), helping Baltimore to a 3-0 record in those contests and producing a personal-best season total of 7.5 sacks...That season, Baltimore tied (Phi.) to produce the NFL's second-most sacks (49)

— PERSONAL —

- Began playing organized football as a high school senior
- Also started two seasons on his high school basketball team at Pahokee (FL) HS
- Majored in general studies at Mississippi State

— SEASON RECAPS —

2018: (WASHINGTON REDSKINS – 13/0)

- In his singular season in Washington, netted 11 tackles (8 solo) and 2 PD, in addition to a FR he returned 24 yards
- Recorded 3 tackles (2 solo), 1 QB hit, 1 TFL, and 1 PD in the season finale vs Phi. (12/30)

- Tallied 1 solo tackle in the victory at Jax. (12/16)...The defense held the Jaguars' passing attack to 20 yards in the air, putting Washington in position for a game-winning FG
- Notched 1 tackle as part of a defensive attack that limited the Giants to 37 rushing yards in the win vs. NYG (12/9)
- Appeared in his 100th-career game, finishing with 1 solo tackle, 1 TFL and 1 FR – returned for 24 yards – at NO (10/8)
- Made his Washington debut with 1 tackle and 2 QB hits in a win at Ari. (9/9)

2017: (CHICAGO BEARS – 13/5)

- Tallied 21 tackles (20 solo), 4 sacks, 2 PD and 1 FF in his final season in Chicago
- Battled knee and shoulder injuries before being placed on Injured Reserve with his shoulder injury on 12/20
- Started and posted 1 TFL, 1 QB hit and 1 PD at Det. (12/16)
- Earned the start at OLB, posting 1 tackle, in the narrow 14-15 loss vs. SF (12/3)
- Started and produced 2 solo tackles at Phi. (11/26)
- Tallied 3 solo tackles for a defense that limited the Lions to 65 rushing yards vs. Det. (11/19)
- Started and notched 1 sack (-6 yards), 1 TFL and 3 QB hits in the win vs. Car. (10/22), marking the second time he registered back-to-back games with sacks in 2017
- Posted 2 solo tackles and a sack (-2 yards) in the 27-24 win at Bal. (10/15)
- Made his first start of the season, tallying 1 tackle and 2 QB hits vs. Min. (10/9)
- Sacked QB Aaron Rodgers for a loss of 9 yards, adding 2 solo tackles at GB (9/28)...Marked his second-consecutive game registering a sack
- Notched 3 solo tackles and 1 sack (-3 yards) vs. Pit. (9/24)

2018

GAME-BY-GAME DEFENSE

REDSKINS

| Date/Opp. | TT | Solo | Asst. | Sacks | INT | PD | FF | FR |
|----------------|-----------|----------|----------|------------|------------|----------|----------|----------|
| 9/9 @ Ari. | 1 | 0 | 1 | 0-0 | 0-0 | 0 | 0 | 0 |
| 9/16 vs. Ind. | 0 | 0 | 0 | 0-0 | 0-0 | 0 | 0 | 0 |
| 9/23 vs. GB | 0 | 0 | 0 | 0-0 | 0-0 | 0 | 0 | 0 |
| 10/8 @ NO | 1 | 1 | 0 | 0-0 | 0-0 | 0 | 0 | 1 |
| 10/14 vs. Car. | 0 | 0 | 0 | 0-0 | 0-0 | 0 | 0 | 0 |
| 10/21 vs. Dal. | 0 | 0 | 0 | 0-0 | 0-0 | 0 | 0 | 0 |
| 10/28 @ NYG | 1 | 1 | 0 | 0-0 | 0-0 | 0 | 0 | 0 |
| 11/4 vs. Atl. | 1 | 1 | 0 | 0-0 | 0-0 | 1 | 0 | 0 |
| 11/11 @ TB | | | | | | | | |
| 11/18 vs. Hou. | | | | | | | | |
| 11/22 @ Dal. | | | | | | | | |
| 12/3 @ Phi. | 1 | 1 | 0 | 0-0 | 0-0 | 0 | 0 | 0 |
| 12/9 vs. NYG | 1 | 0 | 1 | 0-0 | 0-0 | 0 | 0 | 0 |
| 12/16 @ Jax. | 1 | 1 | 0 | 0-0 | 0-0 | 0 | 0 | 0 |
| 12/22 @ Ten. | 1 | 1 | 0 | 0-0 | 0-0 | 0 | 0 | 0 |
| 12/30 vs. Phi. | 3 | 2 | 1 | 0-0 | 0-0 | 1 | 0 | 0 |
| Totals | 11 | 8 | 3 | 0-0 | 0-0 | 2 | 0 | 1 |

90 PERNELL MCPHEE

- Forced a RB Charles Sims fumble, adding 2 solo tackles and a QB hit, at TB (9/17)

2016: (CHICAGO BEARS – 9/0)

- Tallied 16 tackles (13 solo), 4 sacks and 1 FF in nine games... Ranked third on the team in sacks
- Posted 3 solo tackles vs. Was. (12/24)
- Sacked QB Aaron Rodgers twice for a combined loss of 16 yards, producing 3 TFL overall, vs. GB (12/18)
- Posted a season-high 4 tackles (3 solo) vs. Ten. (11/27)
- Sacked QB Jameis Winston for a loss of 15 yards, adding 2 solo tackles, at TB (11/13)...Marked his second-consecutive game netting a sack
- Forced a fumble, also tallying 1 sack (-3 yards) and 4 QB hits, in the win vs. Min. (10/31)
- Spent the first six games of the season on the team's Physically Unable to Perform list due to a knee injury

2015: (CHICAGO BEARS – 14/12)

- Notched 53 tackles (42 solo), 6 sacks, 1 INT, a FF and 3 PD... Missed two games with a knee injury
- Named a team captain by his teammates
- Delivered an impressive performance by contributing 5 solo tackles, 1 sack (-10 yards) and 1 FF on just 21 total snaps in the win at TB (12/27)
- Started at OLB and registered 4 tackles (3 solo) and 1 PD at Min. (12/20)
- Started and posted 6 tackles (4 solo) in the win at GB (11/26)
- Sacked QB Teddy Bridgewater for a 7-yard loss, notching 3 tackles overall, vs. Min. (11/1)...Marked his third-straight contest with a sack

- Posted 4 tackles (3 solo) and 1 sack (-7 yards), as well as 2 QB hits, vs. Det. (10/18)

- Notched 2 tackles and 1 sack (-2 yards) in the 18-17 victory at KC (10/11)...Also blocked a K Cairo Santos 27-yard FGA

- Tallied a career-high 8 tackles (7 solo) and his first-career INT, returning a pick 13 yards to set up a FG drive, in a 22-20 win vs. Oak. (10/4)

- Sacked QB Russell Wilson twice, posting 7 tackles overall, and had 4 QB hits, at Sea. (9/27)

- Tallied 3 tackles (2 solo) and 3 QB hits vs. Ari. (9/20)

- Notched 6 tackles (5 solo) in his Bears debut in the season opener vs. GB (9/13)

2014: (BALTIMORE RAVENS – 16/0, 2/0)

- Saw action in all 16 games for the second-consecutive season, producing 27 tackles (17 solo) and a career-high 7.5 sacks with 4 PD and 1 FF

- Helped the Ravens' defense finish No. 2 in the league with 49 sacks and the sixth-fewest points allowed per game (18.9)...Recorded three multi-sack games, vs. Atl. (10/19), vs. Jax. (12/14) and vs. Cle. (12/28), helping Baltimore to a 3-0 record in those contests

- Made 2 solo tackles in the AFC Wild Card Round win at Pit. (1/3/15) and added 2 solo tackles and a half-sack in the Divisional Round at NE (1/10/15)

- Tallied 5 tackles (4 solo) and 2 sacks (combined loss of 9 yards), adding 3 TFL, 3 QB hits and 1 PD, in the season-ending win vs. Cle. (12/28)

- Notched 6 tackles (5 solo), 1 PD and 2 TFL at Hou. (12/21)

- Produced 1.5 sacks for a loss of 14 yards, making 3 total tackles and posting 4 QB hits, vs. Jax. (12/14)

REGULAR SEASON

| Year | Team | GP | GS | TACKLES | | | SACKS | | INTERCEPTIONS | | | | | FUMBLES | | |
|---------------|------------|------------|-----------|------------|------------|-----------|-------------|--------------|---------------|-----------|-----------|----------|-----------|----------|----------|-----------|
| | | | | TT | Solo | Asst. | No. | Yards | No. | Yards | LG | TD | PD | FF | FR | Yards |
| 2011 | Baltimore | 16 | 0 | 23 | 16 | 7 | 6.0 | 31.0 | 0 | 0 | 0 | 0 | 2 | 1 | 1 | 0 |
| 2012 | Baltimore | 12 | 6 | 21 | 18 | 3 | 1.5 | 12.0 | 0 | 0 | 0 | 0 | 0 | 0 | 0 | 0 |
| 2013 | Baltimore | 16 | 0 | 21 | 13 | 8 | 2.0 | 13.0 | 0 | 0 | 0 | 0 | 1 | 1 | 0 | 0 |
| 2014 | Baltimore | 16 | 0 | 27 | 17 | 10 | 7.5 | 50.0 | 0 | 0 | 0 | 0 | 4 | 1 | 0 | 0 |
| 2015 | Chicago | 14 | 12 | 53 | 42 | 11 | 6.0 | 41.0 | 1 | 13 | 13 | 0 | 3 | 1 | 0 | 0 |
| 2016 | Chicago | 9 | 0 | 16 | 13 | 3 | 4.0 | 34.0 | 0 | 0 | 0 | 0 | 0 | 1 | 0 | 0 |
| 2017 | Chicago | 13 | 5 | 21 | 20 | 1 | 4.0 | 20.0 | 0 | 0 | 0 | 0 | 2 | 1 | 0 | 0 |
| 2018 | Washington | 13 | 0 | 11 | 8 | 3 | 0.0 | 0.0 | 0 | 0 | 0 | 0 | 2 | 0 | 1 | 24 |
| Totals | | 109 | 23 | 193 | 147 | 46 | 31.0 | 201.0 | 1 | 13 | 13 | 0 | 14 | 6 | 2 | 24 |

CAREER SINGLE-GAME HIGHS [REGULAR SEASON]

Total Tackles:

8 (10/4/15 vs. Oak.)

Solo Tackles:

7 (10/4/15 vs. Oak.)

Sacks:

2 5 times (last: 12/18/16 vs. GB)

INTs:

1 (10/4/15 vs. Oak.)

Passes Defensed:

1 14 times (last: 12/30/18 vs. Phi.)

Forced Fumbles:

1 6 times (last: 9/17/17 at TB)

Fumble Recoveries:

1 2 times (last: 10/8/18 at NO)

POSTSEASON

| Year | Team | GP | GS | TACKLES | | | SACKS | | INTERCEPTIONS | | | | | FUMBLES | | |
|---------------|-----------|----------|----------|----------|----------|----------|------------|-------------|---------------|----------|----------|----------|----------|----------|----------|----------|
| | | | | TT | Solo | Asst. | No. | Yards | No. | Yards | LG | TD | PD | FF | FR | Yards |
| 2011 | Baltimore | 2 | 0 | 0 | 0 | 0 | 0.0 | 0.0 | 0 | 0 | 0 | 0 | 1 | 0 | 0 | 0 |
| 2012 | Baltimore | 4 | 0 | 4 | 2 | 2 | 1.0 | 9.0 | 0 | 0 | 0 | 0 | 2 | 1 | 1 | 0 |
| 2014 | Baltimore | 2 | 0 | 4 | 0 | 4 | 0.5 | 2.0 | 0 | 0 | 0 | 0 | 0 | 0 | 0 | 0 |
| Totals | | 8 | 0 | 8 | 2 | 6 | 1.5 | 11.0 | 0 | 0 | 0 | 0 | 3 | 1 | 1 | 0 |

90 PERNELL MCPHEE

- Registered 2 tackles in the 21-7 win vs. Ten. (11/9)
- Recorded 2 sacks (-17 total yards) and 3 QB hits in the victory vs. Atl (10/19)
- Notched 1 sack (-3 yards) at TB (10/12)
- Netted 3 tackles (2 solo) and 1 sack (-7 yards) at Ind. (10/5)

2013: (BALTIMORE RAVENS – 16/0)

- Produced 21 tackles (tying the second-highest total of his career), including 13 solo stops...Added 2 sacks (-13 yards), 1 PD and 1 FF
- Recorded a career-high-tying 4 tackles, adding 1 sack (-7 yards) for a defense that allowed just 3 points and held the Jets to 1-of-12 on third down in the 19-3 win vs. NYJ (11/24)
- Posted 1 sack (-6 yards) for a defense that allowed 22 rushing yards (fourth fewest by an opponent in franchise history) in the 26-23 victory at Mia. (10/6)
- Recorded a career-high-tying 4 tackles, including 3 solo, for a defense that forced 3 turnovers at Buf. (9/29)

2012: (BALTIMORE RAVENS – 12/6, 4/0)

- Established a then-career high with six starts, despite missing four games with a thigh injury...Produced 21 tackles (18 solo) and 1.5 sacks (-12 yards)
- Recorded 4 tackles, 1 sack, 2 PD, 1 FF and 1 FR for a defense that forced 10 turnovers in four playoff games, en route to a victory in Super Bowl XLVII
- Posted 3 tackles, in addition to 1 sack and 1 FF recovered by the Ravens, for a defense that forced 3 turnovers and allowed just 3.0 yards per rushing attempt in the 38-35 double-OT win in the Divisional game at Den. (1/12/13)
- Recorded a sack (-6 yards) vs. Den. (12/16)
- Posted a then-career-high 4 tackles (all solo) in the 31-29 victory vs. Dal. (10/14)
- Started and contributed 3 solo tackles, including 2 TFL, for a defense that forced 4 turnovers in the victory at KC (10/7)
- Posted 3 solo tackles for a unit that held the Browns to 20% on third down (3 of 15) in the 23-16 victory vs. Cle. (9/27)
- Started his first-career NFL game, netting 1 tackle and a half-sack (shared with DE Courtney Upshaw) in the 44-13 victory vs. Cin. (9/10)

2011: (BALTIMORE RAVENS – 16/0, 2/0)

- Finished second on the team with 6 sacks for the NFL's third-ranked defense (288.9 ypg)...Led all Ravens rookies with a then-career-high 23 tackles, while also netting 2 PD, 1 FF and 1 FR
- Posted 1 PD for a defense that forced 7 turnovers in two playoff games
- Produced a career-high 2 sacks, adding 3 tackles, in the 24-10 victory at Cle. (12/4)
- Netted 3 tackles and a sack on fourth down with 33 seconds remaining to seal the victory in the 31-24 win vs. Cin. (11/20)
- Recorded 3 tackles, including a half-sack, for a defense that held the Jaguars to 205 total yards and 2-of-16 on third down at Jax. (10/24)
- Produced 2 solo tackles and his first-career sack (1 of 5 for the Ravens' defense) in the 37-7 victory at STL (9/25)
- Appeared in his first-career NFL game, posting 1 tackle, 1 PD and 1 FR in the 35-7 season-opening win vs. Pit. (9/11)

— COLLEGE —

- Played collegiately at Mississippi State, where he started all 25 games in which he played for the Bulldogs
- Recorded 91 career tackles (46 solo), 22 TFL, 7 sacks, 2 FFs and 4 PD
- Earned All-SEC first-team honors from the league's coaches and served as a team captain as a senior in 2010
- Earned first-team All-SEC accolades as a junior in 2009
- Started his college career at Itawamba (MS) CC, where he totaled 124 tackles (92 solo), 32.5 sacks and 4 FFs in 18 games
- Earned NJCAA All-American first-team honors in his sophomore season

— HIGH SCHOOL —

- Attended Pahokee (FL) HS, where he began playing football as a senior and earned All-State honors in his only season
- Played both OT and DE, compiling 75 tackles and 19 sacks during his senior season while also forcing 12 fumbles
- Helped lead Pahokee to a 14-0 record and the Florida State Class 2B Championship



— MCPHEE'S COMMUNITY IMPACT —

- Assisted in The Dugout Zone's Clothing Drive, signing autographs and taking pictures (2011)
- Supported the Ravens' and teammates' charitable efforts by participating in Anquan Boldin's eighth annual Q-Festival Weekend, Torrey Smith's Celebrity Waiter Night, Lardarius Webb's Charity Bowling Classic, celebrity softball game and Thanksgiving food distribution at Baltimore's Webster Kendrick Boys & Girls Club, Spring Football Festival and A Purple Evening, the Ravens' annual women's event at M&T Bank Stadium



10 CHRIS MOORE

WIDE RECEIVER
6-1 | 200

COLLEGE: CINCINNATI HS: THOMAS JEFFERSON (TAMPA, FL)
BORN: 6/16/93, ORLANDO, FL
EXP. (NFL/RAVENS): 4/4 GP/GS (PLAYOFFS): 44/4 (1/0)



— KEY TRANSACTIONS —

- Selected by the Ravens in the fourth round (107th overall) of the 2016 NFL Draft...Moore was the second (CB Tavon Young) of five picks in the round

— CAREER HIGHLIGHTS —

- Owns 7 career TDs: 1 FR-TD (own) on offense, 4 TD receptions, 1 defensive TD (muffed punt snap) and the return of a blocked punt for a TD
- In his third season in 2018, served as a key contributor on special teams, registering 22 KORs for 491 yards (22.3 avg.)...Also recorded a career-high 19 catches for 196 yards and 1 TD, helping Baltimore produce a single-season team-record 5,999 total net yards
- In 2017, served as a core special teams member and posted then-career highs in all receiving categories, such as receptions (18), receiving yards (248) and TDs (3)
- Posted a career-high 48 receiving yards on 3 receptions (16.0 avg.) and 1 TD at Pit. (12/10/17)
- As a rookie in 2016, caught 7 passes for 46 yards and carried the ball 3 times for 19 yards...Also a key contributor on special teams, serving as the Ravens' kick returner for the team's final three games and scoring 2 TDs on Baltimore's punt coverage unit
- Returned a blocked punt from RB Javorius Allen 14 yards for a score in a 21-14 victory vs. Pit. (11/6/16)
- Recovered a muffed snap from Jets P Lachlan Edwards in the end zone, scoring his first-career TD and giving the Ravens a 7-0 lead, at NYJ (10/23/16)
- Caught his first-career pass on a 13-yard reception in the season-opening victory vs. Buf. (9/11/16)

— PERSONAL —

- He and his wife, Toria, often attend Ravens community events together
- Graduated with a criminal justice degree from Cincinnati
- M*A*S*H is his favorite TV show
- Owns an impressive sneaker collection

— NOTE THE QUOTE —

"He practices really hard, he works hard in the weight room, he knows the offense very well, and he makes spectacular catches out here [on the practice field] very often. He and I have had that conversation: 'Let's go!' I think it's his time, so he has to go do it."

— Head Coach John Harbaugh on Chris Moore in 2019

— SEASON RECAPS —

2018: (BALTIMORE RAVENS – 16/0, 1/0)

- A key contributor on special teams, registering 22 KORs for 491 yards (22.3 avg.)...Also recorded a career-high 19 catches for 196 yards and 1 TD, helping Baltimore produce a single-season team-record 5,999 total net yards
- Recorded a 5-yard TD reception (the fourth of his career) in the 20-12 win vs. TB (12/16)
- Caught a 21-yard pass from P Sam Koch on a fake punt to help the Ravens convert on fourth down in the 26-16 win at Atl. (12/2)
- Provided a key block on CB/RS Cyrus Jones' 70-yard PR-TD in the 34-17 win vs. Oak. (11/25)
- Recorded a 14-yard reception to set up a TE Mark Andrews TD in the third quarter vs. NO (10/21)
- Returned the opening kickoff in the second half 20 yards, helping set up a Ravens' TD drive, in the 21-0 win at Ten. (10/14)...Also recorded 3 receptions for 12 yards
- Rushed 3 yards on a key fourth-down conversion in the fourth quarter to keep Baltimore's scoring drive alive in the 26-14 win at Pit. (9/30)...Also posted a 19-yard reception to earn a clutch first down

2017: (BALTIMORE RAVENS – 13/4)

- Registered 18 receptions for 248 yards and 3 TDs, helping the Ravens produce the NFL's ninth-ranked scoring attack (24.7 ppg)
- A key contributor on special teams, helped Baltimore rank No. 1 in KOR average (27.5), No. 5 in PR average (10.1) and No. 1 in opponent KOR average (18.6)...Moore finished with a 26.6-yard KOR average, including a long of 87

2018

GAME-BY-GAME OFFENSE

| RAVENS Date/Opp. | RECEIVING | | | | | RUSHING | | | | |
|---------------------|-----------|------------|-------------|-----------|----------|----------|-----------|------------|----------|----------|
| | No. | Yds. | Avg. | LG | TD | No. | Yds. | Avg. | LG | TD |
| 9/9 vs. Buf. | 1 | 5 | 5.0 | 5 | 0 | 0 | 0 | 0.0 | 0 | 0 |
| 9/13 @ Cin. | 2 | 9 | 4.5 | 5 | 0 | 1 | 2 | 2.0 | 2 | 0 |
| 9/23 vs. Den. | 0 | 0 | 0.0 | 0 | 0 | 0 | 0 | 0.0 | 0 | 0 |
| 9/30 @ Pit. | 1 | 19 | 19.0 | 19 | 0 | 1 | 3 | 3.0 | 3 | 0 |
| 10/7 @ Cle. | 1 | 20 | 20.0 | 20 | 0 | 0 | 0 | 0.0 | 0 | 0 |
| 10/14 @ Ten. | 3 | 12 | 4.0 | 6 | 0 | 0 | 0 | 0.0 | 0 | 0 |
| 10/21 vs. NO | 1 | 14 | 14.0 | 14 | 0 | 1 | 9 | 9.0 | 9 | 0 |
| 10/28 @ Car. | 2 | 19 | 9.5 | 12 | 0 | 0 | 0 | 0.0 | 0 | 0 |
| 11/4 vs. Pit. | 1 | 30 | 30.0 | 30 | 0 | 0 | 0 | 0.0 | 0 | 0 |
| 11/18 vs. Cin. | 1 | 14 | 14.0 | 14 | 0 | 1 | 8 | 8.0 | 8 | 0 |
| 11/25 vs. Oak. | 1 | 1 | 1.0 | 1 | 0 | 0 | 0 | 0.0 | 0 | 0 |
| 12/2 @ Atl. | 1 | 21 | 21.0 | 21 | 0 | 0 | 0 | 0.0 | 0 | 0 |
| 12/9 @ KC | 0 | 0 | 0.0 | 0 | 0 | 0 | 0 | 0.0 | 0 | 0 |
| 12/16 vs. TB | 1 | 5 | 5.0 | 5t | 1 | 1 | -5 | -5.0 | -5 | 0 |
| 12/22 @ LAC | 1 | 8 | 8.0 | 8 | 0 | 0 | 0 | 0.0 | 0 | 0 |
| 12/30 vs. Cle. | 2 | 19 | 9.5 | 10 | 0 | 0 | 0 | 0.0 | 0 | 0 |
| Totals | 19 | 196 | 10.3 | 30 | 1 | 5 | 17 | 3.4 | 9 | 0 |
| Playoffs | | | | | | | | | | |
| 1/6/19 vs. LAC | 0 | 0 | 0.0 | 0 | 0 | 0 | 0 | 0.0 | 0 | 0 |
| Totals | 0 | 0 | 0.0 | 0 | 0 | 0 | 0 | 0.0 | 0 | 0 |

10 CHRIS MOORE

- Caught a 6-yard TD at the end of the second quarter, which was set up by his 87-yard kick return, vs. Cin. (12/31)
- Posted the second receiving TD of his career on a 30-yard reception, finishing with 3 catches for a career-best 48 yards at Pit. (12/10)...Also had 5 KORs for 86 yards
- Caught a career-high-tying 3 passes for 37 yards, including a 22-yarder from P Sam Koch on a fake punt to set up a Baltimore TD, in a 23-16 win vs. Hou. (11/27)
- Recorded 1 ST tackle and caught a 16-yard pass from P Sam Koch on a fake punt to help the Ravens convert on fourth down at Ten. (11/5)
- Recovered a QB Ryan Mallett fumble in the end zone in a 40-0 win vs. Mia. (10/26)...The FR-TD marked Moore's fourth-career score, which also includes 1 TD reception, 1 defensive TD on a muffed punt snap and the return of a blocked punt for a TD
- Made his first-career start and recorded 2 receptions for 36 yards, including a 13-yard TD at Min. (10/22)
- Registered a career high in catches (3) and a then-personal best in receiving yards (44), averaging 14.7 yards per reception vs. Chi. (10/15)

2016: (BALTIMORE RAVENS – 15/0)

- Scored 2 TDs on the Ravens' punt coverage unit, returning a blocked punt for a TD vs. Pit. (11/6) and recovering a muffed punt snap in the end zone at NYJ (10/23)
- Gained 162 yards on 7 KORs (23.1 avg.), 19 yards on 3 rushing attempts (6.3 avg.) and posted 7 receptions for 46 yards

2018

GAME-BY-GAME RETURNS

| Date/Opp. | RAVENS | | | | | KICKOFF RETURNS | | | | | PUNT RETURNS | | | | | |
|-----------------|-----------|------------|-------------|-----------|----------|-----------------|----------|------------|----------|----------|--------------|----------|----------|------------|----------|----------|
| | No. | Yds. | Avg. | LG | TD | No. | Yds. | Avg. | LG | TD | No. | FC | Yds. | Avg. | LG | TD |
| 9/9 vs. Buf. | 0 | 0 | 0.0 | 0 | 0 | 0 | 0 | 0.0 | 0 | 0 | 0 | 0 | 0 | 0.0 | 0 | 0 |
| 9/13 @ Cin. | 0 | 0 | 0.0 | 0 | 0 | 0 | 0 | 0.0 | 0 | 0 | 0 | 0 | 0 | 0.0 | 0 | 0 |
| 9/23 vs. Den. | 0 | 0 | 0.0 | 0 | 0 | 0 | 0 | 0.0 | 0 | 0 | 0 | 0 | 0 | 0.0 | 0 | 0 |
| 9/30 @ Pit. | 0 | 0 | 0.0 | 0 | 0 | 0 | 0 | 0.0 | 0 | 0 | 0 | 0 | 0 | 0.0 | 0 | 0 |
| 10/7 @ Cle. | 0 | 0 | 0.0 | 0 | 0 | 0 | 0 | 0.0 | 0 | 0 | 0 | 0 | 0 | 0.0 | 0 | 0 |
| 10/14 @ Ten. | 1 | 20 | 20.0 | 20 | 0 | 0 | 0 | 0.0 | 0 | 0 | 0 | 0 | 0 | 0.0 | 0 | 0 |
| 10/21 vs. NO | 3 | 50 | 16.7 | 21 | 0 | 0 | 0 | 0.0 | 0 | 0 | 0 | 0 | 0 | 0.0 | 0 | 0 |
| 10/28 @ Car. | 1 | 39 | 39.0 | 39 | 0 | 0 | 0 | 0.0 | 0 | 0 | 0 | 0 | 0 | 0.0 | 0 | 0 |
| 11/4 vs. Pit. | 1 | 31 | 31.0 | 31 | 0 | 0 | 0 | 0.0 | 0 | 0 | 0 | 0 | 0 | 0.0 | 0 | 0 |
| 11/18 vs. Cin. | 4 | 67 | 16.8 | 24 | 0 | 0 | 0 | 0.0 | 0 | 0 | 0 | 0 | 0 | 0.0 | 0 | 0 |
| 11/25 vs. Oak. | 2 | 59 | 29.5 | 33 | 0 | 0 | 0 | 0.0 | 0 | 0 | 0 | 0 | 0 | 0.0 | 0 | 0 |
| 12/2 @ Atl. | 1 | 24 | 24.0 | 24 | 0 | 0 | 0 | 0.0 | 0 | 0 | 0 | 0 | 0 | 0.0 | 0 | 0 |
| 12/9 @ KC | 1 | 30 | 30.0 | 30 | 0 | 0 | 0 | 0.0 | 0 | 0 | 0 | 0 | 0 | 0.0 | 0 | 0 |
| 12/16 vs. TB | 4 | 92 | 23.0 | 32 | 0 | 0 | 0 | 0.0 | 0 | 0 | 0 | 0 | 0 | 0.0 | 0 | 0 |
| 12/22 @ LAC | 3 | 55 | 18.3 | 27 | 0 | 0 | 0 | 0.0 | 0 | 0 | 0 | 0 | 0 | 0.0 | 0 | 0 |
| 12/30 vs. Cle. | 1 | 24 | 24.0 | 24 | 0 | 0 | 0 | 0.0 | 0 | 0 | 0 | 0 | 0 | 0.0 | 0 | 0 |
| Totals | 22 | 491 | 22.3 | 39 | 0 | 0 | 0 | 0.0 | 0 | 0 | 0 | 0 | 0 | 0.0 | 0 | 0 |
| Playoffs | | | | | | | | | | | | | | | | |
| 1/6/19 vs. LAC | 0 | 0 | 0.0 | 0 | 0 | 0 | 0 | 0.0 | 0 | 0 | 0 | 0 | 0 | 0.0 | 0 | 0 |
| Totals | 0 | 0 | 0.0 | 0 | 0 | 0 | 0 | 0.0 | 0 | 0 | 0 | 0 | 0 | 0.0 | 0 | 0 |

REGULAR SEASON

| Year | Team | GP | GS | RECEIVING | | | | | | RUSHING | | | | | |
|---------------|-----------|-----------|----------|-----------|------------|-------------|------------|----------|-----------|-----------|------------|-----------|----------|--|--|
| | | | | No. | Yards | Avg. | LG | TD | No. | Yards | Avg. | LG | TD | | |
| 2016 | Baltimore | 15 | 0 | 7 | 46 | 6.6 | 13 | 0 | 3 | 19 | 6.3 | 10 | 0 | | |
| 2017 | Baltimore | 13 | 4 | 18 | 248 | 13.8 | 30t | 3 | 2 | -9 | -4.5 | -4 | 0 | | |
| 2018 | Baltimore | 16 | 0 | 19 | 196 | 10.3 | 30 | 1 | 5 | 17 | 3.4 | 9 | 0 | | |
| Totals | | 44 | 4 | 44 | 490 | 11.1 | 30t | 4 | 10 | 27 | 2.7 | 10 | 0 | | |

SPECIAL TEAMS TACKLES (9): 2016 (4); 2017 (1); 2018 (4)

CAREER SINGLE-GAME HIGHS [REGULAR SEASON]

RECEIVING

Receptions: 3 5 times (last: 10/14/18 at Ten.)
 Yardage: 48 (12/10/17 at Pit.)

Long Gain: 30 2 times (last: 11/4/18 vs. Pit.)
 Touchdowns: 1 4 times (last: 12/16/18 vs. TB)

RUSHING

Carries: 1 9 times (last: 12/16/18 vs. TB)
 Yardage: 10 (11/10/16 vs. Cle.)

Long Gain: 10 (11/10/16 vs. Cle.)
 Touchdowns: None

Additional Statistics: Recovered a Ravens' fumble in the end zone for a TD vs. Mia. (10/26/17)...Recorded a FR on special teams on a muffed punt at NE (12/12/16)... Returned a blocked punt for a TD vs. Pit. (11/6/16) and scored a defensive TD by recovering a muffed punt snap in the end zone at NYJ (10/23/16)

REGULAR SEASON

| Year | Team | GP | GS | KICKOFF RETURNS | | | | | | PUNT RETURNS | | | | | |
|---------------|-----------|-----------|----------|-----------------|------------|-------------|-----------|----------|----------|--------------|----------|------------|----------|----------|--|
| | | | | No. | Yards | Avg. | LG | TD | No. | FC | Yards | Avg. | LG | TD | |
| 2016 | Baltimore | 15 | 0 | 7 | 162 | 23.1 | 34 | 0 | 0 | 0 | 0 | 0.0 | 0 | 0 | |
| 2017 | Baltimore | 13 | 4 | 13 | 346 | 26.6 | 87 | 0 | 0 | 0 | 0 | 0.0 | 0 | 0 | |
| 2018 | Baltimore | 16 | 0 | 22 | 491 | 22.3 | 39 | 0 | 0 | 0 | 0 | 0.0 | 0 | 0 | |
| Totals | | 44 | 4 | 42 | 999 | 23.8 | 87 | 0 | 0 | 0 | 0 | 0.0 | 0 | 0 | |

POSTSEASON

| Year | Team | GP | GS | RECEIVING | | | | | | RUSHING | | | | | |
|---------------|-----------|----------|----------|-----------|----------|------------|----------|----------|----------|----------|------------|----------|----------|--|--|
| | | | | No. | Yards | Avg. | LG | TD | No. | Yards | Avg. | LG | TD | | |
| 2018 | Baltimore | 1 | 0 | 0 | 0 | 0.0 | 0 | 0 | 0 | 0 | 0.0 | 0 | 0 | | |
| Totals | | 1 | 0 | 0 | 0 | 0.0 | 0 | 0 | 0 | 0 | 0.0 | 0 | 0 | | |

POSTSEASON

| Year | Team | GP | GS | KICKOFF RETURNS | | | | | | PUNT RETURNS | | | | | |
|---------------|-----------|----------|----------|-----------------|----------|------------|----------|----------|----------|--------------|----------|------------|----------|----------|--|
| | | | | No. | Yards | Avg. | LG | TD | No. | FC | Yards | Avg. | LG | TD | |
| 2018 | Baltimore | 1 | 0 | 0 | 0 | 0.0 | 0 | 0 | 0 | 0 | 0 | 0.0 | 0 | 0 | |
| Totals | | 1 | 0 | 0 | 0 | 0.0 | 0 | 0 | 0 | 0 | 0 | 0.0 | 0 | 0 | |

10 CHRIS MOORE

- Returned 4 kickoffs for 98 yards, including a career-long 34-yarder, in the 27-26 victory vs. Phi. (12/18)
- Recorded 1 catch for 5 yards, posted 1 special teams tackle and recovered a fumble on a muffed punt at NE (12/12)
- Scored a TD in his second-straight game, returning a blocked punt 14 yards for a TD, in the 21-14 victory vs. Pit. (11/6)
- Scored his first-career TD, recovering a muffed snap in the end zone at NYJ (10/23)
- Recorded his first-career reception on a 13-yard grab in the 13-7 season-opening victory vs. Buf. (9/11)
- Earned Cincinnati's Most Valuable Receiver Award in 2015 after posting 40 catches for 870 yards and 7 TDs...Moore's 21.8 yards per catch ranked eighth nationally
- Netted 3 catches for 221 yards and 3 TDs (60, 83, 78) at Ohio State (9/27/14) to set school, conference and NCAA FBS records with a 73.7-yard single-game receiving average

— HIGH SCHOOL —

- Prepped at Thomas Jefferson (Tampa, FL) HS, where he led his team to an undefeated campaign and Class 3A State Championship in 2010...Named a *Parade* All-American and earned Class 3A All-state honorable mention honors in 2010, securing 49 catches for 1,500 yards and 21 TDs

— COLLEGE —

- Started 34 of 50 games played, posting 119 receptions for 2,301 yards and a school-record 26 TDs...Recorded a career 19.3 yards-per-catch average



— MOORE'S COMMUNITY IMPACT —

- Participated in Anthony Levine Sr.'s 10th Annual Home Run Derby & Softball Game with Ravens teammates (2019)
- Assisted with director of player engagement Jameel McClain's 53 Families Foundation Football & Fitness Clinic (2019)
- Participated in the Ravens' Signature Project with M&T Bank to renovate the facility and visit with children at the Webster Kendrick Boys & Girls Club in Baltimore (2019)
- Appeared as a celebrity shopper at former teammate Michael Crabtree's Crab5 Foundation Coat Distribution with Franklin Square Boys & Girls Club by participating in dinner and a shopping at Burlington Coat Factory (2018)
- Attended the HVAC donation event from the Players' Social Justice Fund at Lakewood Elementary School (2018)
- Continued to promote the NFL and Ravens' PLAY 60 initiative by participating in the PLAY 60 Caravan at Fort Garrison Elementary School (2018)
- Participated in the Southwest Airlines "Trading Places" by taking on the role of customer service and operations agents at Baltimore/Washington International Thurgood Marshall Airport (2018)
- Alongside teammates, participated as a celebrity bowler in Anthony Levine Sr.'s Celebrity Bowling Night to benefit his 4every1 Foundation (2018)
- Participated in the team's KaBoom! community playground build in the Douglass Homes neighborhood alongside teammates, Ravens staff and volunteers (2018)
- Regularly visits the families that reside at the Ronald McDonald House Charities – Baltimore, MD (2016-18)
- Joined fellow rookies at the Helping Up Mission men's shelter to provide residents with a hot meal (2016)
- Teamed up with the Ravens and Verizon Wireless to "Pass It Forward" by visiting with military service members at Ft. Meade and serving ice cream to firefighters in Baltimore City on 9/11 (2017)
- Partnered with teammates and staff to renovate Mary Ann Winterling Elementary School in downtown Baltimore (2017)
- Joined teammates at the Ravens' annual Hometown Huddle for Baltimore City elementary school children (2016-17)
- Supported the NFL's PLAY 60 movement for an active generation by attending the Ravens' PLAY 60 Festival, an afternoon of activities for over 300 inner-city youth at Patterson Park (2016)
- Joined teammates in serving as celebrity shoppers at the Ravens annual Holiday Helpers event at Target to shop for holiday gifts with Baltimore youth in need (2016, 2018)
- Is involved with Show Your Soft Side, a campaign developed to combat animal abuse in Baltimore (2016-18)
- Supports current and former teammates' charitable endeavors, including Benjamin Watson's Big BENefit holiday shopping event for local children, as well as Steve Smith Sr.'s foundation fashion show (2016)



48 PATRICK ONWUASOR

INSIDE LINEBACKER
6-0 | 227

COLLEGE: PORTLAND STATE HS: INGLEWOOD (CA)

BORN: 8/22/92, INGLEWOOD, CA

EXP. (NFL/RAVENS): 4/4 GP/GS (PLAYOFFS): 43/26 (1/1)



ALWAYS MORE.
NEVER LESS.

— KEY TRANSACTIONS —

- Elevated to Baltimore's active roster on 10/15/16
- Signed to the Ravens' practice squad on 9/4/16 after being waived on 9/3/16
- Originally signed with the Ravens as a RFA on 5/6/16

— HONORS —

- AFC Defensive Player of the Week (Week 16, 2018)

— CAREER HIGHLIGHTS —

- In 2018, posted 54 tackles (35 solo), 5.5 sacks (-43.5 yards), 3 PD, 2 FFs and 1 INT for the league's No. 1 overall (292.9 ypg) and No. 2 scoring (17.9 ppg) defense
- Led the team with 9 tackles and a career-high-tying 2 sacks – which included a strip-sack – in the win at LAC (12/22/18)...His forced fumble was returned by CB Tavon Young for a 62-yard TD
- Posted a FF that was recovered and returned by CB Tavon Young for a 12-yard TD at Atl. (12/2/18)
- Tied a career-high 2 sacks, contributing to a Ravens sack record for the defense in the 21-0 win at Ten. (10/14/18)
- Started 13 games in 2017, posting 88 tackles, 2 PD, 1 sack, 1 FF and 1 FR for a unit that led the NFL in takeaways (34) and INTs (22) and finished ranked 12th overall (325.1 ypg)
- Posted a team-leading 11 ST tackles and recorded 10 stops from scrimmage for a defense that ranked seventh overall (322.1 ypg) as a rookie in 2016
- Tallied a then-career-high 6 tackles in his first start at Cin. (1/1/17)
- Produced a team-leading 2 special teams tackles and forced a WR Matthew Slater fumble on a kickoff, which was recovered by the Ravens at NE (12/12/16)

— PERSONAL —

- Has volunteered at Mt. Hood Kiwanis Camp (Portland, OR) helping serve people with disabilities
- Often goes by the nickname "Peanut," which he received as a child when playing youth sports
- **Last name is pronounced: oh-WAH-so**

— SEASON RECAPS —

2018: (BALTIMORE RAVENS – 16/12, 1/1)

- Posted 54 tackles (35 solo), 5.5 sacks (-43.5 yards), 3 PD, 2 FFs and 1 INT for the league's No. 1 overall (292.9 ypg) and No. 2 scoring (17.9 ppg) defense... Both of his FFs were returned for TDs by CB Tavon Young

- Registered 7 tackles (6 solo), 1 sack (-6 yards) and a FF as part of a defense that limited the Chargers to 243 total yards in the Wild Card game vs. LAC (1/6/19)...His FF was recovered by LB C.J. Mosley and returned for 12 yards
- Had a career day, leading the team with 9 tackles (8 solo) and 2 sacks (-16 yards) – which included a strip-sack – for a defense that limited the Chargers to a season-low 198 total yards in the 22-10 win at LAC (12/22)...His forced fumble was returned by CB Tavon Young for a 62-yard TD, sealing the game with under three minutes remaining in the fourth quarter...Earned AFC Defensive Player of the Week for his performance
- Produced 3 tackles, adding a half-sack, and 1 PD on the goal line that forced a Bucs' FGA in the win vs. TB (12/16)
- Registered 3 tackles and 2 QB hits at KC (12/9)...The Ravens totaled 15 QB hits, which are the most Baltimore's defense has produced in a game since 2014 (15 vs. Jax.)
- Recorded 2 tackles and a strip-sack (-13 yards) for a defense that held the Falcons to just 131 yards in the 26-16 win at Atl. (12/2)...His FF was returned by CB Tavon Young for a 12-yard TD, sealing the game in the fourth quarter
- Registered a career-high 2 sacks (-14 yards) for a defense that posted franchise records in sacks (11) and passing yards allowed (51) in the 21-0 shutout win at Ten. (10/14)
- Notched the first INT of his career (returned 33 yards) in the fourth quarter, halting a Broncos' red zone push in the 27-14 win vs. Den. (9/23)

2017: (BALTIMORE RAVENS – 16/13)

- Appeared in all 16 games (13 starts) and finished second (LB C.J. Mosley, 132) on the team with 88 tackles (65 solo)... Also posted 2 PD, 1 sack, 1 FF and 1 FR for a unit that led the league in both takeaways (34) and INTs (22)

2018

GAME-BY-GAME DEFENSE

RAVENS

| Date/Opp. | TT | Solo | Asst. | Sacks | INT | PD | FF | FR |
|-----------------|-----------|-----------|-----------|-----------------|-------------|----------|----------|----------|
| 9/9 vs. Buf. | 1 | 1 | 0 | 0-0 | 0-0 | 0 | 0 | 0 |
| 9/13 @ Cin. | 8 | 3 | 5 | 0-0 | 0-0 | 0 | 0 | 0 |
| 9/23 vs. Den. | 2 | 1 | 1 | 0-0 | 1-33 | 1 | 0 | 0 |
| 9/30 @ Pit. | 1 | 0 | 1 | 0-0 | 0-0 | 0 | 0 | 0 |
| 10/7 @ Cle. | 1 | 0 | 1 | 0-0 | 0-0 | 1 | 0 | 0 |
| 10/14 @ Ten. | 4 | 3 | 1 | 2-14 | 0-0 | 0 | 0 | 0 |
| 10/21 vs. NO | 1 | 1 | 0 | 0-0 | 0-0 | 0 | 0 | 0 |
| 10/28 @ Car. | 4 | 3 | 1 | 0-0 | 0-0 | 0 | 0 | 0 |
| 11/4 vs. Pit. | 3 | 1 | 2 | 0-0 | 0-0 | 0 | 0 | 0 |
| 11/18 vs. Cin. | 4 | 3 | 1 | 0-0 | 0-0 | 0 | 0 | 0 |
| 11/25 vs. Oak. | 4 | 3 | 1 | 0-0 | 0-0 | 0 | 0 | 0 |
| 12/2 @ Atl. | 2 | 2 | 0 | 1-13 | 0-0 | 0 | 1 | 0 |
| 12/9 @ KC | 3 | 1 | 2 | 0-0 | 0-0 | 0 | 0 | 0 |
| 12/16 vs. TB | 3 | 2 | 1 | 0.5-0.5 | 0-0 | 1 | 0 | 0 |
| 12/22 @ LAC | 9 | 8 | 1 | 2-16 | 0-0 | 0 | 1 | 0 |
| 12/30 vs. Cle. | 4 | 3 | 1 | 0-0 | 0-0 | 0 | 0 | 0 |
| Totals | 54 | 35 | 19 | 5.5-43.5 | 1-33 | 3 | 2 | 0 |
| Playoffs | | | | | | | | |
| 1/6/19 vs. LAC | 7 | 6 | 1 | 1-6 | 0-0 | 0 | 1 | 0 |
| Totals | 7 | 6 | 1 | 1-6 | 0-0 | 0 | 1 | 0 |

48 PATRICK ONWUASOR

- Tied LB C.J. Mosley with a team-high 6 tackles (all solo) in the 23-16 victory vs. Ind. (12/23)
- Registered a team-leading 7 tackles for a defense that produced 4 takeaways in a 27-10 win at Cle. (12/17)
- Recorded 8 tackles and 1 PD for a unit that produced 3 turnovers and permitted just 66 rushing yards in a 23-16 win vs. Hou. (11/27)
- Recorded a team- and career-high 10 tackles, adding 1 FR, for a defense that forced 5 turnovers, registered 6 sacks and posted its third shutout of the season in a 23-0 win at GB (11/19)...It marked just the third time in franchise history the Ravens recorded 6 sacks and forced 5 turnovers
- Tied a then-career-high 7 tackles (5 solo) vs. Chi. (10/15)
- Recorded 5 tackles (3 solo) and 1 FF, which CB Jimmy Smith returned for a 47-yard TD, in the 30-17 victory at Oak. (10/8)...Started for a defense that produced 3 sacks and held the Raiders to 245 total yards at Oak. (10/8)
- Notched his first-career sack as part of a unit that forced 5 turnovers (4 INTs and 1 FR) for the second-consecutive game in a 24-10 win vs. Cle. (9/17)...It marked the first time the Ravens have registered 5 turnovers in back-to-back games in franchise history
- Recorded 1 PD, which led to a CB Brandon Carr INT, for a defense that forced 5 turnovers (4 INTs and 1 FR) and posted the 11th shutout in franchise history in the 20-0, season-opening victory at Cin. (9/10)
- Posted 2 ST tackles and forced a fumble on a kickoff that Baltimore recovered at NE (12/12)
- Tallied 2 special teams stops in the 19-14 win vs. Cin. (11/27)
- Registered his first-career tackle from scrimmage, adding 1 special teams stop, at Dal. (11/20)
- Posted 1 solo special teams tackle and played 1 snap at LB in his first-career game at NYG (10/16) after being activated from the Ravens' practice squad



— COLLEGE —

2016: (BALTIMORE RAVENS – 11/1)

- Led the team with 11 special teams tackles and recorded 10 stops from scrimmage for a defense that ranked seventh overall (322.1 ypg)
- Made his first-career start and registered a then-career-high 6 tackles at Cin. (1/1/17)
- Played in 34 games (22 starts) in two years at Portland State after playing one season at Arizona (2012)...In 2015, ranked second in the FCS with 9 INTs (157 return yards), adding 85 tackles (49 solo), 10 PD and 3 TFL

REGULAR SEASON

| Year | Team | GP | GS | TACKLES | | | SACKS | | INTERCEPTIONS | | | | | FUMBLES | | | |
|---------------|-----------|-----------|-----------|------------|------------|-----------|------------|-------------|---------------|-----------|-----------|----------|----------|----------|----------|----------|---|
| | | | | TT | Solo | Asst. | No. | Yards | No. | Yards | LG | TD | PD | FF | FR | Yards | |
| 2016 | Baltimore | 11 | 1 | 10 | 1 | 9 | 0.0 | 0.0 | 0 | 0 | 0 | 0 | 0 | 0 | 1 | 0 | 0 |
| 2017 | Baltimore | 16 | 13 | 88 | 65 | 23 | 1.0 | 1.0 | 0 | 0 | 0 | 0 | 2 | 1 | 1 | 0 | |
| 2018 | Baltimore | 16 | 12 | 54 | 35 | 19 | 5.5 | 43.5 | 1 | 33 | 33 | 0 | 3 | 2 | 0 | 0 | |
| Totals | | 43 | 26 | 152 | 101 | 51 | 6.5 | 44.5 | 1 | 33 | 33 | 0 | 5 | 4 | 1 | 0 | |

SPECIAL TEAMS TACKLES (18): 2016 (11); 2017 (2); 2018 (5)

CAREER SINGLE-GAME HIGHS [REGULAR SEASON]

| | | |
|---|--|---|
| Total Tackles: 10 (11/19/17 at GB) | INTs: 1 (9/23/18 vs. Den.) | Forced Fumbles: 1 4 times (last: 12/22/18 at LAC) |
| Solo Tackles: 8 2 times (last: 12/22/18 at LAC) | Passes Defensed: 1 5 times (last: 12/16/18 vs. TB) | Fumble Recoveries: 1 (11/19/17 at GB) |
| Sacks: 2 2 times (last: 12/22/18 at LAC) | | |

POSTSEASON

| Year | Team | GP | GS | TACKLES | | | SACKS | | INTERCEPTIONS | | | | | FUMBLES | | |
|---------------|-----------|----------|----------|----------|----------|----------|------------|------------|---------------|----------|----------|----------|----------|----------|----------|----------|
| | | | | TT | Solo | Asst. | No. | Yards | No. | Yards | LG | TD | PD | FF | FR | Yards |
| 2018 | Baltimore | 1 | 1 | 7 | 6 | 1 | 1.0 | 6.0 | 0 | 0 | 0 | 0 | 0 | 1 | 0 | 0 |
| Totals | | 1 | 1 | 7 | 6 | 1 | 1.0 | 6.0 | 0 | 0 | 0 | 0 | 0 | 1 | 0 | 0 |

48 PATRICK ONWUASOR

- Named FCS first-team All-American and first-team All-Big Sky in 2015 after starting all 12 games at safety, producing 85 tackles, 9 INTs, 10 PD and 3 TFL
- Played one season at Arizona, where he appeared in 12 games (two starts) and recorded 36 tackles, 1 TFL and 1 PD

— HIGH SCHOOL —

- Prepped at Inglewood (CA) HS, where as a senior he was named *PrepStar* All-West Region after posting 37 catches for 745 yards and 7 TDs, adding 6 INTs (164 return yards)

PEANUT ON THE PROWL

In Week 16 (at LAC, 12/22) in 2018, **ILB Patrick Onwuasor** posted a career day, earning AFC Defensive Player of the Week honors for his standout performance. Here some are details of his stellar game:

9 — Tackles (8 solo) notched by "Peanut" in the matchup, which led the Ravens' No. 1 defense in that game.

2 — Sacks (-16 yards), tying a career-high mark, one of which was a strip-sack of QB Philip Rivers.

62 — Yards Onwuasor's forced fumble was returned by **CB Tavon Young** to score a game-sealing TD in the 22-10 victory.



— ONWUASOR'S COMMUNITY IMPACT —

- Hosted his Peanut's Impact Foundation Special Needs Camp for Special Olympics Maryland athletes in the Baltimore area (2019)
- Participated in Anthony Levine Sr.'s 10th Annual Home Run Derby & Softball Game with Ravens teammates (2019)
- Participated in the Ravens' Signature Project with M&T Bank to renovate the facility and visit with children at the Webster Kendrick Boys & Girls Club in Baltimore (2019)
- Assisted with director of player engagement Jameel McClain's 53 Families Foundation Football & Fitness Clinic (2019)
- Attended the Ravens 14th annual Holiday Helpers event as a celebrity shopper at Target to shop for gifts with Baltimore youth in need (2018)
- Supported the NFL and Ravens' PLAY 60 initiative by participating in the team's PLAY 60 All Abilities Clinic with over 100 athletes from Special Olympics Maryland (2018)
- Distributed 200 turkeys alongside teammate Matthew Judon near Thanksgiving (2018)
- Teamed up with the Ravens and Verizon Wireless to "Pass it Forward" by visiting firemen at White Marsh Volunteer Fire Station, surprising them with pizza (2018)
- Participated in the Ravens' Hometown Huddle for a day of play at the UA House in downtown Baltimore to promote the Ravens' PLAY 60 message (2018)
- Participated in the team's KaBoom! community playground build in the Douglass Homes neighborhood alongside teammates, Ravens staff and volunteers (2018)
- Joined teammates to sign autographs and play games during the Ravens' A Purple Evening, the team's annual event dedicated to female fans (2017-18)
- Helped distribute coats and warm weather gear to residents at the annual Helping Up Mission coat distribution (2017)
- Supports teammates' charitable endeavors, including Anthony Levine Sr.'s Celebrity Bowling fundraiser (2017) and Jameel McClain at his 53 Families annual Thanksgiving event (2018)



97 MICHAEL PIERCE

DEFENSIVE TACKLE
6-0 | 345

COLLEGE: SAMFORD HS: DAPHNE (AL)

BORN: 11/6/92, DAPHNE, AL

EXP. (NFL/RAVENS): 4/4 GP/GS (PLAYOFFS): 46/16 (1/0)



— KEY TRANSACTIONS —

- Signed with the Ravens as a rookie free agent on 5/6/16

— CAREER HIGHLIGHTS —

- In 2018, posted 32 tackles and a PD for the league's No. 1 overall (292.9 ypg) and No. 2 scoring (17.9 ppg) defense... The Ravens allowed the NFL's fourth-fewest rushing yards per game (82.9)
- Recorded 49 tackles, 1 sack and 2 FRs in his second season (2017), starting 13 games for a unit that led the league in takeaways (34) and INTs (22) and finished ranked 12th overall (325.1 ypg)
- Appeared in all 16 games as a rookie in 2016 and helped anchor the league's fifth-ranked defense (89.4 ypg)
- Was the only undrafted rookie free agent to make the Ravens' roster in Week 1 of the 2016 season
- In 2016, finished second among rookie NFL DTs (DeForest Buckner, SF, 43) with 35 tackles (19 solo)
- Tallied a career-high 7 tackles at Cin. (1/1/17)...Also had 7 vs. Pit. (10/1/17)

— PERSONAL —

- Squatted 725 pounds while in college
- Loves to listen to jazz music, naming Bonnie James as one of his favorite artists
- Favorite player growing up was DT Gilbert Brown...Also modeled his game after DTs Vince Wilfork and B.J. Raji
- Traveled with 30 NFL players to Israel during the 2018 offseason, playing football with children who have disabilities during the visit
- Favorite way to relax during the offseason is by fishing and spending time at the beach

— SEASON RECAPS —

2018: (BALTIMORE RAVENS – 14/2, 1/0)

- Posted 32 tackles (20 solo) and a PD for the league's No. 1 overall (292.9 ypg) and No. 2 scoring (17.9 ppg) defense... The Ravens allowed the NFL's fourth-fewest rushing yards per game (82.9)
- Posted 2 tackles (1 solo) in the Wild Card vs. LAC (1/6/19), before leaving the game with an elbow injury
- Registered 2 tackles (1 solo) for a defense that limited the Chargers to a season-low 198 total yards, including just 51 rushing, in the 22-10 win at LAC (12/22)

- Recorded 1 TFL as part of a defense that held the Falcons to just 131 yards, including 34 rushing, in the 26-16 win at Atl. (12/2)...The 131 mark the fewest by a Falcons team since 1999 (105 at SF)
- Posted 2 tackles and a PD helping the Ravens hold the Bengals to 255 total yards – including 48 rushing – in the 24-21 win vs. Cin. (11/18)
- Produced 4 tackles (3 solo) and a FR vs. NO (10/21), helping limit the Saints to just 205 passing yards
- Registered 2 tackles for a defense that posted franchise records in sacks (11) and passing yards allowed (51) – also permitting the second-fewest total yards (106) in team history – in the 21-0 shutout win at Ten. (10/14)
- Was inactive (foot) at Cle. (10/7) and vs. Den. (9/23)
- Registered 1 tackle for a defense that limited Buffalo to just 153 total yards, including just 33 yards and 0 first downs in the first half, in the season-opening 47-3 win vs. Buf. (9/9)

2017: (BALTIMORE RAVENS – 16/13)

- Posted a career-best 49 tackles, 1 sack and 2 FRs for a unit that led the league in both takeaways (34) and INTs (22) and finished ranked 12th overall (325.1 ypg)
- Registered 6 tackles in the 44-20 win vs. Det. (12/3)
- Posted 3 tackles for a unit that produced 3 turnovers and permitted 66 rushing yards in a 23-16 win vs. Hou. (11/27)
- Recorded 3 tackles for a defense that forced 5 turnovers, registered 6 sacks and posted its third shutout of the season in a 23-0 win at GB (11/19)
- Produced 6 tackles (all solo) and 1 FR on a S Eric Weddle FF vs. Chi. (10/15)
- Notched a career-high-tying 7 tackles (5 solo) vs. Pit. (10/1)

2018

GAME-BY-GAME DEFENSE

RAVENS

| Date/Opp. | TT | Solo | Asst. | Sacks | INT | PD | FF | FR |
|-----------------|-----------------|-----------|-----------|------------|------------|----------|----------|----------|
| 9/9 vs. Buf. | 1 | 0 | 1 | 0-0 | 0-0 | 0 | 0 | 0 |
| 9/13 @ Cin. | 2 | 0 | 2 | 0-0 | 0-0 | 0 | 0 | 0 |
| 9/23 vs. Den. | INACTIVE - FOOT | | | | | | | |
| 9/30 @ Pit. | 0 | 0 | 0 | 0-0 | 0-0 | 0 | 0 | 0 |
| 10/7 @ Cle. | INACTIVE - FOOT | | | | | | | |
| 10/14 @ Ten. | 2 | 1 | 1 | 0-0 | 0-0 | 0 | 0 | 0 |
| 10/21 vs. NO | 4 | 3 | 1 | 0-0 | 0-0 | 0 | 0 | 1 |
| 10/28 @ Car. | 2 | 1 | 1 | 0-0 | 0-0 | 0 | 0 | 0 |
| 11/4 vs. Pit. | 3 | 1 | 2 | 0-0 | 0-0 | 0 | 0 | 0 |
| 11/18 vs. Cin. | 2 | 1 | 1 | 0-0 | 0-0 | 1 | 0 | 0 |
| 11/25 vs. Oak. | 1 | 1 | 0 | 0-0 | 0-0 | 0 | 0 | 0 |
| 12/2 @ Atl. | 1 | 1 | 0 | 0-0 | 0-0 | 0 | 0 | 0 |
| 12/9 @ KC | 6 | 5 | 1 | 0-0 | 0-0 | 0 | 0 | 0 |
| 12/16 vs. TB | 3 | 3 | 0 | 0-0 | 0-0 | 0 | 0 | 0 |
| 12/22 @ LAC | 2 | 1 | 1 | 0-0 | 0-0 | 0 | 0 | 0 |
| 12/30 vs. Cle. | 3 | 2 | 1 | 0-0 | 0-0 | 0 | 0 | 0 |
| Totals | 32 | 20 | 12 | 0-0 | 0-0 | 1 | 0 | 1 |
| Playoffs | | | | | | | | |
| 1/6/19 vs. LAC | 2 | 1 | 1 | 0-0 | 0-0 | 0 | 0 | 0 |
| Totals | 2 | 1 | 1 | 0-0 | 0-0 | 0 | 0 | 0 |

97 MICHAEL PIERCE

- Posted his first-career FR, 1 sack and 4 tackles for a defense that posted the 11th shutout in franchise history in the 20-0 season-opening victory at Cin. (9/10)

2016: (BALTIMORE RAVENS – 16/1)

- Finished 2nd among rookie DTs (DeForest Buckner, SF, 43) with 35 tackles (19 solo), adding 2 sacks (-9 yards) and 1 PD for a defense that allowed the NFL's fifth-fewest rushing yards (89.4 ypg) and ranked seventh overall (322.1 ypg)
- Tallied a career-high 7 tackles at Cin. (1/1/17)
- Made his first-career start and had 5 tackles at Dal. (11/20)
- Registered 1 TFL and his first-career PD for a defense that limited the Browns to 144 yards of total offense in a 28-7 win vs. Cle. (11/10)
- Tallied his second-career sack (-3 yards) and established a then-career-high 5 tackles (3 solo) at NYJ (10/23)
- Posted 3 stops and 1 TFL as part of a defense that held the Giants to 38 rushing yards and didn't allow a rushing first down for the fifth time in franchise history at NYG (10/16)
- Recorded 3 tackles (2 solo) as part of a front seven that allowed just 60 rushing yards vs. Was. (10/9)
- Posted his first-career sack for a "D" that posted a shutout in the final three quarters in a 25-20, come-from-behind win at Cle. (9/18)...The 20-point turnaround marked the Ravens' second-largest comeback victory in team history
- Pierce was the only undrafted rookie free agent to make the Ravens' Week 1 roster

— COLLEGE —

- Played in 47 career collegiate games (32 starts), racking up 145 tackles, 3.5 sacks and 24 TFL
- As a senior in 2015, tallied 48 tackles (27 solo), 2.5 sacks (-19 yards) and 9 TFL (-34 yards), earning first-team All-Southern Conference

- Named second-team All-SoCon as a junior by both the league's coaches and media after starting all 11 games and producing 35 tackles (26 solo), 5 TFL and 1 sack in 2014... Also carried the ball 4 times for 3 yards, posting 2 TDs in goal-line situations
- Played in 13 games (11 starts) as a sophomore, racking up 47 tackles (24 solo), 5 TFL and 1 sack
- Transferred to Samford after two seasons at Tulane, where he earned Conference USA All-Freshman honors after tallying 15 tackles, including 9 solo

— HIGH SCHOOL —

- Two-year letterman at Daphne (AL) HS, where he helped lead the Trojans to a combined 21-8 record, including a 15-0 campaign and a state championship as a senior
- Named first-team All-State and All-District while garnering 1st & 10 Club Defensive Player of the Year as a senior



REGULAR SEASON

| Year | Team | GP | GS | TACKLES | | | SACKS | | INTERCEPTIONS | | | | FUMBLES | | | |
|---------------|-----------|-----------|-----------|------------|-----------|-----------|------------|-------------|---------------|----------|----------|----------|----------|----------|----------|----------|
| | | | | TT | Solo | Asst. | No. | Yards | No. | Yards | LG | TD | PD | FF | FR | Yards |
| 2016 | Baltimore | 16 | 1 | 35 | 19 | 16 | 2.0 | 9.0 | 0 | 0 | 0 | 0 | 1 | 0 | 0 | 0 |
| 2017 | Baltimore | 16 | 13 | 49 | 32 | 17 | 1.0 | 5.0 | 0 | 0 | 0 | 0 | 0 | 0 | 2 | 0 |
| 2018 | Baltimore | 14 | 2 | 32 | 20 | 12 | 0.0 | 0.0 | 0 | 0 | 0 | 0 | 1 | 0 | 1 | 0 |
| Totals | | 46 | 16 | 116 | 71 | 45 | 3.0 | 14.0 | 0 | 0 | 0 | 0 | 2 | 0 | 3 | 0 |

CAREER SINGLE-GAME HIGHS [REGULAR SEASON]

Total Tackles:

7 2 times (10/1/17 vs. Pit.)

Solo Tackles:

6 (10/15/17 vs. Chi.)

Sacks:

1 3 times (last: 9/10/17 at Cin.)

INTs:

None

Passes Defensed:

1 2 times (last: 11/18/18 vs. Cin.)

Forced Fumbles:

None

Fumble Recoveries:

1 3 times (last: 10/21/18 vs. NO)

POSTSEASON

| Year | Team | GP | GS | TACKLES | | | SACKS | | INTERCEPTIONS | | | | FUMBLES | | | |
|---------------|-----------|----------|----------|----------|----------|----------|------------|------------|---------------|----------|----------|----------|----------|----------|----------|----------|
| | | | | TT | Solo | Asst. | No. | Yards | No. | Yards | LG | TD | PD | FF | FR | Yards |
| 2018 | Baltimore | 1 | 0 | 2 | 1 | 1 | 0.0 | 0.0 | 0 | 0 | 0 | 0 | 0 | 0 | 0 | 0 |
| Totals | | 1 | 0 | 2 | 1 | 1 | 0.0 | 0.0 | 0 | 0 | 0 | 0 | 0 | 0 | 0 | 0 |

97 MICHAEL PIERCE



— PIERCE'S COMMUNITY IMPACT —

- Attended the Ravens 14th annual Holiday Helpers event as a celebrity shopper at Target to shop for gifts with Baltimore youth in need (2018)
- Supported the NFL and Ravens' PLAY 60 initiative by participating in the team's PLAY 60 All Abilities Clinic with over 100 athletes from Special Olympics Maryland (2018)
- Distributed 200 turkeys alongside teammate Matthew Judon near Thanksgiving (2018)
- Teamed up with the Ravens and Verizon Wireless to "Pass it Forward" by visiting firemen at White Marsh Volunteer Fire Station, surprising them with pizza (2018)
- Participated in the Ravens' Hometown Huddle for a day of play at the UA House in downtown Baltimore to promote the Ravens' PLAY 60 message (2018)
- Participated in the team's KaBoom! community playground build in the Douglass Homes neighborhood alongside teammates, Ravens staff and volunteers (2018)
- Joined teammates to sign autographs and play games during the Ravens' A Purple Evening, the team's annual event dedicated to female fans (2017-18)
- Helped distribute coats and warm weather gear to residents at the annual Helping Up Mission coat distribution (2017)
- Supports teammates' charitable endeavors, including Anthony Levine Sr.'s Celebrity Bowling fundraiser (2017) and Jameel McClain at his 53 Families annual Thanksgiving event (2018)





91 SHANE RAY

COLLEGE: MISSOURI **HS:** BISHOP MIEGE (ROELAND PARK, KS)
BORN: 5/18/93, SHAWNEE MISSION, KS
EXP. (NFL/RAVENS): 5/1 **GP/GS (PLAYOFFS):** 49/15 (3/0)

OUTSIDE LINEBACKER
 6-3 | 255



— KEY TRANSACTIONS —

- Signed with the Baltimore Ravens as an unrestricted free agent (Den.) on 5/17/19
- Placed on Injured Reserve (wrist) by Denver on 12/19/17
- Activated from Injured Reserve on 10/30/17
- Placed on Injured Reserve (wrist) on 9/4/17
- Originally selected by the Denver Broncos in the first round (23rd overall) of the 2015 NFL Draft

— CAREER HIGHLIGHTS —

- In four NFL seasons, has totaled 94 tackles (64 solo) 14 sacks (-85.5 yards), 2 FFs, 2 FRs (18 yards) and 2 PD
- In 2018, saw action in 11 games, totaling 10 tackles (6 solo), 1 sack (-6 yards), 1 FF and 1 PD in his fourth season
- Started all but one of his eight games played in 2017, posting 16 tackles (10 solo) and 1 sack (-8 yards)...Spent eight games on Injured Reserve (wrist)
- In a breakout second season (2016), ranked second on the team with 8 sacks (-43.5 yards), also tallying 48 tackles (33 solo), 1 FF and 2 FRs
- Posted 6 tackles, including a career-high 3 sacks (-12 yards), in his first NFL start, a win at Cin. (9/25/16)... Became the first player since 2002 (Jax. DT John Henderson) to have 3 sacks in his first-career start
- Recorded a career-best 7 tackles (6 solo), including a half-sack, vs. Atl. (10/9/16)
- Recovered a fourth-quarter fumble and returned it 15 yards for his first-career TD vs. Ind. (9/18/16)
- In his rookie season (2015), posted 20 tackles (15 solo) and 4 sacks (-28 yards.) in 14 regular season games... Saw action in all three of Denver's postseason contests, posting 2 solo tackles and 1 FF in Denver's Super Bowl 50 victory over Carolina

— PERSONAL —

- Majored in agriculture at Missouri
- His father, Wendell, also played football at Missouri and was selected by Minnesota in the fifth round of the 1981 NFL Draft

— SEASON RECAPS —

2018: (DENVER BRONCOS – 11/0)

- Totaled 10 tackles (6 solo), 1 sack (-6 yards), 1 FF and 1 PD in his fourth season as a Bronco
- Was inactive for the final three games of the season: vs. Cle. (12/15), at Oak. (12/24) and vs. LAC (12/30)

- Came back from injury (foot) and notched 1 solo tackle vs. Hou. (11/4)
- Inactive (foot) at Ari. (10/18) and at KC (10/28)
- Tallied 1 solo tackle in the narrow 23-20 loss vs. LAR (10/14)
- Posted 2 tackles (1 solo) and 1 PD, which led to a DE Derek Wolfe INT, at NYJ (10/7)
- Registered 1 tackle on Monday Night Football vs. KC (10/1)
- Strip-sacked QB Joe Flacco on third down at Bal. (9/23)... The ball was recovered by the Ravens for a loss of 6 yards, forcing a punt
- Notched 1 tackle in a victory vs. Oak. (9/16)
- Made 1 solo tackle in the win vs. Sea. (9/9)

2017: (DENVER BRONCOS – 8/7)

- Started all but one of his eight games played, posting 16 tackles (10 solo) and 1 sack (-8 yards)
- Missed the first six games of the season and the final two after being placed on Injured Reserve (wrist) on 12/19
- Posted 1 tackle and a QB hit in the win vs. NYJ (12/10)
- Tallied 2 tackles at Oak. (11/26)
- Recorded 2 solo tackles and sacked QB Andy Dalton (-8 yards) vs. Cin. (11/19)...The sack on third down set up a Bengals' punt
- Posted a season-high 4 tackles (3 solo), including 2 TFL, vs. NE (11/12)
- Made his season debut with a start at KC (10/30), finishing with 3 tackles (1 solo)

2016: (DENVER BRONCOS – 16/8)

- In a breakout second season, ranked No. 2 on the team with 8 sacks (-43.5 yards), also tallying 48 tackles (33 solo), 1 FF and 2 FRs

2018

GAME-BY-GAME DEFENSE BRONCOS

| Date/Opp. | TT | Solo | Asst. | Sacks | INT | PD | FF | FR |
|----------------|-----------|----------|----------|-----------------|------------|----------|----------|----------|
| 9/9 vs. Sea. | 1 | 1 | 0 | 0-0 | 0-0 | 0 | 0 | 0 |
| 9/16 vs. Oak. | 1 | 0 | 1 | 0-0 | 0-0 | 0 | 0 | 0 |
| 9/23 @ Bal. | 1 | 1 | 0 | 1-6 | 0-0 | 0 | 1 | 0 |
| 10/1 vs. KC | 1 | 0 | 1 | 0-0 | 0-0 | 0 | 0 | 0 |
| 10/7 @ NYJ | 2 | 1 | 1 | 0-0 | 0-0 | 1 | 0 | 0 |
| 10/14 vs. LAR | 1 | 1 | 0 | 0-0 | 0-0 | 0 | 0 | 0 |
| 10/18 @ Ari. | | | | INACTIVE - FOOT | | | | |
| 10/28 @ KC | | | | INACTIVE - FOOT | | | | |
| 11/4 vs. Hou. | 1 | 1 | 0 | 0-0 | 0-0 | 0 | 0 | 0 |
| 11/18 @ LAC | 0 | 0 | 0 | 0-0 | 0-0 | 0 | 0 | 0 |
| 11/25 vs. Pit. | 1 | 0 | 1 | 0-0 | 0-0 | 0 | 0 | 0 |
| 12/2 @ Cin. | 0 | 0 | 0 | 0-0 | 0-0 | 0 | 0 | 0 |
| 12/9 @ SF | 1 | 1 | 0 | 0-0 | 0-0 | 0 | 0 | 0 |
| 12/15 vs. Cle. | | | | INACTIVE | | | | |
| 12/24 @ Oak. | | | | INACTIVE | | | | |
| 12/30 vs. LAC | | | | INACTIVE | | | | |
| Totals | 10 | 6 | 4 | 1-6 | 0-0 | 1 | 1 | 1 |

91 SHANE RAY

- Strip-sacked QB Connor Cook, with the turnover setting up a TD drive in the season-finale victory vs. Oak (1/1/17)... Added 2 QB hits
- Notched 4 tackles (3 solo) and 1 QB hit in the Christmas Day matchup at KC (12/25)
- Sacked (-7 yards) QB Tom Brady vs. NE (12/18)
- Sacked QB Marcus Mariota on third down for a 10-yard loss at Ten. (12/11)... Posted 2 total tackles
- Tallied 4 solo tackles, also recovering a fumble on a LB Von Miller strip-sack that set up a scoring drive, in the victory at Jax. (12/4)
- Notched 4 solo tackles and 1 sack in the Sunday night matchup vs. KC (11/27)
- Tallied 5 tackles (2 solo) in the 27-9 win on Monday Night Football vs. Hou. (10/24)
- Registered 3 tackles (2 solo) and a half-sack in a Thursday night matchup at SD (10/13)
- Recorded a career-best 7 tackles (6 solo), including a half-sack, vs. Atl. (10/9)
- Notched 2 tackles and 2 QB hits in the win at TB (10/2)
- Posted 6 tackles, including a career-high 3 sacks (-12 yards), in his first NFL start, a win at Cin. (9/25/16)... Became the first player since 2002 (Jax. DT John Henderson) to have 3 sacks in his first-career start
- Notched a fourth-quarter FR and returned it 15 yards for his first-career TD vs. Ind. (9/18)... Added 1 tackle
- Tallied 2 tackles in the season-opening win vs. Car. (9/8)

2015: (DENVER BRONCOS – 14/0, 3/0)

- In his rookie season, posted 20 tackles (15 solo) and 4 sacks (-28 yards)
- Saw action in all three of Denver's postseason contests, posting 2 tackles and 1 FF and ending the season as a member of the Super Bowl 50 Championship team
- Recorded a pair of solo tackles and 1 FF in Denver's Super Bowl 50 victory vs. Car. (2/7/16)
- Made his postseason debut in Denver's AFC Divisional Playoff Game vs. Pit. (1/17/16)... Also saw action in the 20-18 AFC Championship win vs. NE (1/24/16), sending the Broncos to the Super Bowl
- In the regular season finale, posted 4 tackles (3 solo), including a TFL, vs. SD (1/3/16)
- Tallied 2 solo tackles, including 1 sack (-8 yards) at Pit. (12/20)
- Recorded 4 tackles (3 solo) and 1 sack (-5 yards) in the victory at SD (12/6)
- Registered 2 tackles and 2 QB hits in a win vs. NE (11/29)
- Saw action before leaving the game with a knee injury in the win at Cle. (10/18)... Was inactive the next two games, vs. GB (11/1) and at Ind. (11/8)
- Notched 1 sack (-7 yards) in the win at Oak. (10/11)
- Recorded his first-career sack (-8 yards) vs. Min. (10/4)... Totaled 2 tackles for the game
- Registered his first-career tackle in the Sunday Night Football victory at Det. (9/27)
- Saw action in his first-career NFL game, a 19-13 win vs. Bal. (9/13)

REGULAR SEASON

| Year | Team | GP | GS | TACKLES | | | SACKS | | INTERCEPTIONS | | | | | FUMBLES | | |
|---------------|--------|-----------|-----------|-----------|-----------|-----------|-------------|-------------|---------------|----------|----------|----------|----------|----------|----------|-----------|
| | | | | TT | Solo | Asst. | No. | Yards | No. | Yards | LG | TD | PD | FF | FR | Yards |
| 2015 | Denver | 14 | 0 | 20 | 15 | 5 | 4.0 | 28.0 | 0 | 0 | 0 | 0 | 1 | 0 | 0 | 0 |
| 2016 | Denver | 16 | 8 | 48 | 33 | 15 | 8.0 | 43.5 | 0 | 0 | 0 | 0 | 0 | 1 | 2 | 18 |
| 2017 | Denver | 8 | 7 | 16 | 10 | 6 | 1.0 | 8.0 | 0 | 0 | 0 | 0 | 0 | 0 | 0 | 0 |
| 2018 | Denver | 11 | 0 | 10 | 6 | 4 | 1.0 | 6.0 | 0 | 0 | 0 | 0 | 1 | 1 | 0 | 0 |
| Totals | | 49 | 15 | 94 | 64 | 30 | 14.0 | 85.5 | 0 | 0 | 0 | 0 | 2 | 2 | 2 | 18 |

Additional Statistics: Recovered a fumble and returned it 15 yards for a TD vs. Ind. (9/18)

CAREER SINGLE-GAME HIGHS [REGULAR SEASON]

Total Tackles:
7 (10/9/16 vs. Atl.)
Solo Tackles:
6 (10/9/16 vs. Atl.)
Sacks:
3 (9/25/16 at Cin.)

INTs:
None
Passes Defensed:
1 2 times (last: 10/7/18 at NYJ)

Forced Fumbles:
1 3 times (last: 9/23/18 at Bal.)
Fumble Recoveries:
1 2 times (last: 12/4/16 at Jax.)

POSTSEASON

| Year | Team | GP | GS | TACKLES | | | SACKS | | INTERCEPTIONS | | | | | FUMBLES | | |
|---------------|--------|----------|----------|----------|----------|----------|------------|------------|---------------|----------|----------|----------|----------|----------|----------|----------|
| | | | | TT | Solo | Asst. | No. | Yards | No. | Yards | LG | TD | PD | FF | FR | Yards |
| 2015 | Denver | 3 | 0 | 2 | 2 | 0 | 0.0 | 0.0 | 0 | 0 | 0 | 0 | 0 | 1 | 0 | 0 |
| Totals | | 3 | 0 | 2 | 2 | 0 | 0.0 | 0.0 | 0 | 0 | 0 | 0 | 0 | 1 | 0 | 0 |

91 SHANE RAY

— COLLEGE —

- Started 14 of 40 games played at Missouri, totaling 120 tackles (82 solo) and 19 sacks (-131 yards)
- Earned consensus first-team All-American honors as a junior and was named the 2014 SEC Defensive Player of the Year...That season, he started 14 games and led the SEC in sacks (14.5), breaking Missouri's single-season sack record, and TFL (22.5)...Also posted 65 tackles (47 solo) and 3 FFs
- In 2014, was chosen as a finalist for the Hendricks Award (nation's top DE)...Was also tabbed a semifinalist for the Lombardi Award (top lineman) and Bednarik Award (top defensive player)
- Named the SEC Defensive Player of the Week on four separate occasions in 2014
- Played in all 14 games as a sophomore (2013), registering 39 tackles (27 solo), 4.5 sacks (-37 yards) and 1 FR...Scored the game-winning TD when he returned a fumble 73 yards in the Cotton Bowl victory over Oklahoma State
- In his redshirt freshman season (2012), saw action in 12 games, tallying at least 1 tackle in all but two matchups... Posted a season-best 3 tackles in Missouri's quadruple OT win at Tennessee

— HIGH SCHOOL —

- Played DE at Bishop Miege (Roeland Park, KS) HS, earning first-team All-State honors as a senior and leading his team to a state title as a junior
- Compiled 231 tackles, 25.5 sacks, 48 TFL and 7 FFs combined during his junior and senior campaigns



— RAY'S COMMUNITY IMPACT —

- Established the Rays Awareness Foundation to aid and inspire children and families in underserved areas through sports activities
- Started the Shane's Shoes initiative, hosting shoe drives to collect athletic footwear for those in need, which was inspired by his struggles to afford new shoes that would fit his growing feet as a youth football player
- Hosted his free FUNdamentals Youth Football Camp at his alma mater, Bishop Miege (Roeland Park, KS) HS (2018-19)
- Was a continued partner of the Denver Rescue Mission, collaborating with the organization to donate equipment for a new playground and hundreds of pairs of shoes as part of his Shane's Shoes initiative (2018)
- Hosted a backpack and school supplies giveaway at the Broncos Youth Center in the Denver Rescue Mission (2017)
- Served as a spokesperson for the Colorado Diabetes Association in conjunction with the American Diabetes Association

ED BLOCK COURAGE AWARD


The Ed Block Courage Award annually honors a player from each NFL team who exemplifies a commitment to the principles of sportsmanship and courage. The winners are selected for courageous effort, as well as individual performance. Voting is conducted by each team's players. The award recipient also symbolizes professionalism, great strength and dedication. The award is named after the late Baltimore Colts' trainer Ed Block.

RAVENS ED BLOCK COURAGE AWARD WINNERS

1996 - DE Anthony Pleasant
1997 - C Wally Williams
1998 - S Stevon Moore
1999 - OLB Peter Boulware
2000 - S Anthony Poindexter
2001 - S Corey Harris
2002 - T Ethan Brooks
2003 - DE Marques Douglas

2004 - T Orlando Brown
2005 - CB Dale Carter
2006 - DB Corey Ivy
2007 - CB Samari Rolle
2008 - S Ed Reed
2009 - S Dawan Landry
2010 - WR Donte' Stallworth
2011 - LS Morgan Cox

2012 - OLB Terrell Suggs
2013 - LB Jameel McClain
2014 - CB Lardarius Webb
2015 - TE Dennis Pitta
2016 - S Matt Elam
2017 - TE Benjamin Watson
2018 - G Marshal Yanda



42 PATRICK RICARD

FULLBACK / D-LINE
6-3 | 303

COLLEGE: MAINE HS: DAVID PROUTY (SPENCER, MA)
BORN: 5/27/94, SPENCER, MA
EXP. (NFL/RAVENS): 3/3 GP/GS (PLAYOFFS): 26/2 (0/0)



— KEY TRANSACTIONS —

- Signed with the Ravens as a rookie free agent on 5/5/17

— CAREER HIGHLIGHTS —

- Has the ability to play on both sides of the ball as a fullback and defensive lineman
- Made his first-career start as a defensive lineman, posting 1 tackle for a defense that registered 10 TFL, 8 PD and 5 sacks at Cle. (10/7/18)
- Scored on a 3-yard TD pass from QB Joe Flacco, marking the first TD of Ricard's career and helping the Ravens produce a season high in points in the 44-20 victory vs. Det. (12/3/17)
- Made his first-career catch in a 40-0 win vs. Mia. (10/26/17)
- Registered his first-career tackle in the 20-0, season-opening win at Cin. (9/10/17)

— PERSONAL —

- Nicknamed "Project Pat" by his teammates because he plays both offense and defense...Also played FB in HS
- During the 2018 season, started a social media food-review series, joining a different teammate each week for a meal at a Baltimore restaurant
- Was an economics major at Maine

— SEASON RECAPS —

2018: (BALTIMORE RAVENS – 10/2, 0/0)

- Appeared in 10 games, seeing action on both offense and defense...Started two matchups, one at DL and one at FB
- Was a gameday inactive in the Wild Card vs. LAC (1/6/19)

2018

GAME-BY-GAME DEFENSE

| RAVENS | | | | | | | | | |
|----------------|---|----------|----------|------------|------------|----------|----------|----------|--|
| Date/Opp. | TT | Solo | Asst. | Sacks | INT | PD | FF | FR | |
| 9/9 vs. Buf. | 1 | 1 | 0 | 0-0 | 0-0 | 0 | 0 | 0 | |
| 9/13 @ Cin. | 1 | 1 | 0 | 0-0 | 0-0 | 0 | 0 | 0 | |
| 9/23 vs. Den. | 1 | 0 | 1 | 0-0 | 0-0 | 0 | 0 | 0 | |
| 9/30 @ Pit. | 0 | 0 | 0 | 0-0 | 0-0 | 0 | 0 | 0 | |
| 10/7 @ Cle. | 1 | 0 | 1 | 0-0 | 0-0 | 0 | 0 | 0 | |
| 10/14 @ Ten. | INACTIVE | | | | | | | | |
| 10/21 vs. NO | SAW ACTION ON OFFENSE | | | | | | | | |
| 10/28 @ Car. | 0 | 0 | 0 | 0-0 | 0-0 | 0 | 0 | 0 | |
| 11/4 vs. Pit. | SAW ACTION ON OFFENSE | | | | | | | | |
| 11/18 vs. Cin. | SAW ACTION ON OFFENSE AND SPECIAL TEAMS | | | | | | | | |
| 11/25 vs. Oak. | SAW ACTION ON OFFENSE AND SPECIAL TEAMS | | | | | | | | |
| 12/2 @ Atl. | INACTIVE | | | | | | | | |
| 12/9 @ KC | INACTIVE | | | | | | | | |
| 12/16 vs. TB | INACTIVE | | | | | | | | |
| 12/22 @ LAC | INACTIVE | | | | | | | | |
| 12/30 vs. Cle. | INACTIVE | | | | | | | | |
| Totals | 4 | 2 | 2 | 0-0 | 0-0 | 0 | 0 | 0 | |
| Playoffs | | | | | | | | | |
| 1/6/19 vs. LAC | INACTIVE | | | | | | | | |
| Totals | 0 | 0 | 0 | 0-0 | 0-0 | 0 | 0 | 0 | |

- Was a gameday inactive in games 12-16
- Made his first-career start on offense as a FB, playing 9 offensive snaps vs. Pit. (11/4)
- Made his first-career start as a defensive lineman, posting 1 tackle for a defense that registered 10 TFL, 8 PD and 5 sacks at Cle. (10/7)
- Took snaps on both offense and defense in the 47-3 season-opening win vs. Buf. (9/9)...Registered 1 tackle for a defense that registered 6 sacks, 2 INTs and limited the Bills to just 153 yards of offense

2017: (BALTIMORE RAVENS – 16/0)

- Played on both offense and defense, registering 5 tackles on the D-line and posting 4 receptions for 12 yards and 2 TDs as a FB in his rookie campaign
- Helped the Ravens produce the NFL's ninth-ranked scoring attack (24.7 ppg)
- Caught a 6-yard TD, marking his second-consecutive week with a receiving TD, for an offense that gained a season-high 413 total yards at Pit. (12/10)
- Scored on a 3-yard TD pass from QB Joe Flacco, marking the first TD of Ricard's career and helping the Ravens post a season high in points in the 44-20 victory vs. Det. (12/3)
- Caught his first-career pass in a 40-0 win vs. Mia. (10/26)
- Posted a career-high 3 tackles (2 solo) on defense, also seeing several snaps on offense (FB), vs. Chi. (10/15)
- Played 12 snaps at FB and registered his first-career tackle for a defense that forced 5 turnovers (4 INTs & 1 FR) and posted the 11th shutout in franchise history in the 20-0, season-opening win at Cin. (9/10)

2018

GAME-BY-GAME OFFENSE

| RAVENS | | | | | | | | | | |
|----------------|----------|----------|------------|----------|----------|-----------|----------|------------|----------|----------|
| Date/Opp. | RUSHING | | | | | RECEIVING | | | | |
| | No. | Yds. | Avg. | LG | TD | No. | Yds. | Avg. | LG | TD |
| 9/9 vs. Buf. | 0 | 0 | 0.0 | 0 | 0 | 0 | 0 | 0.0 | 0 | 0 |
| 9/13 @ Cin. | 0 | 0 | 0.0 | 0 | 0 | 0 | 0 | 0.0 | 0 | 0 |
| 9/23 vs. Den. | 0 | 0 | 0.0 | 0 | 0 | 0 | 0 | 0.0 | 0 | 0 |
| 9/30 @ Pit. | 0 | 0 | 0.0 | 0 | 0 | 0 | 0 | 0.0 | 0 | 0 |
| 10/7 @ Cle. | 0 | 0 | 0.0 | 0 | 0 | 0 | 0 | 0.0 | 0 | 0 |
| 10/14 @ Ten. | INACTIVE | | | | | -- | -- | -- | -- | -- |
| 10/21 vs. NO | 0 | 0 | 0.0 | 0 | 0 | 0 | 0 | 0.0 | 0 | 0 |
| 10/28 @ Car. | 0 | 0 | 0.0 | 0 | 0 | 0 | 0 | 0.0 | 0 | 0 |
| 11/4 vs. Pit. | 0 | 0 | 0.0 | 0 | 0 | 0 | 0 | 0.0 | 0 | 0 |
| 11/18 vs. Cin. | 0 | 0 | 0.0 | 0 | 0 | 0 | 0 | 0.0 | 0 | 0 |
| 11/25 vs. Oak. | 0 | 0 | 0.0 | 0 | 0 | 0 | 0 | 0.0 | 0 | 0 |
| 12/2 @ Atl. | INACTIVE | | | | | -- | -- | -- | -- | -- |
| 12/9 @ KC | INACTIVE | | | | | -- | -- | -- | -- | -- |
| 12/16 vs. TB | INACTIVE | | | | | -- | -- | -- | -- | -- |
| 12/22 @ LAC | INACTIVE | | | | | -- | -- | -- | -- | -- |
| 12/30 vs. Cle. | INACTIVE | | | | | -- | -- | -- | -- | -- |
| Totals | 0 | 0 | 0.0 | 0 | 0 | 0 | 0 | 0.0 | 0 | 0 |
| Playoffs | | | | | | | | | | |
| 1/6/19 vs. LAC | INACTIVE | | | | | -- | -- | -- | -- | -- |
| Totals | 0 | 0 | 0.0 | 0 | 0 | 0 | 0 | 0.0 | 0 | 0 |

42 PATRICK RICARD

— COLLEGE —

- Appeared in 44 games at Maine, posting 208 tackles, 47.5 TFL, 18 sacks, 11 PD, 3 FFs, 1 FR and 2 blocked kicks
- As a senior in 2016, earned All-Colonial Athletic Association (CAA) first-team honors after racking up 50 tackles, 15.5 TFL and 5.5 sacks
- As a junior, generated 53 stops on the year, leading the CAA in TFL (16.5) and ranking sixth in the league in sacks (7)...Also earned second-team All-CAA honors

— HIGH SCHOOL —

- Prepped at David Prouty (Spencer, MA) HS, where he was a two-time Division II Defensive MVP and helped the team win two league titles, in addition to a 2009 Super Bowl Championship...Also played FB

UNDRAFTED GEMS

Undrafted rookies LB Chris Board, WR/RS Janarion Grant and CB Darious Williams made the Ravens' 2018 Week 1 roster. Their statuses marked the 15th-straight season a RFA has made Baltimore's roster, tying for the NFL's second-longest active streak. In 2017, FB/DL Patrick Ricard was another undrafted rookie to earn a spot on Baltimore's Week 1 roster.

CONSECUTIVE SEASONS W/ ROOKIE FA ON WEEK 1 ROSTER (Current NFL Streaks, Entering 2019)

| Rk. | Team | Seasons |
|-----|-------------------------|-----------|
| 1. | Indianapolis Colts | 20 |
| 2. | Baltimore Ravens | 15 |
| | Denver, New England | 15 |

REGULAR SEASON

| Year | Team | GP | GS | RUSHING | | | | | RECEIVING | | | | |
|---------------|-----------|-----------|----------|----------|----------|------------|----------|----------|-----------|-----------|------------|-----------|----------|
| | | | | No. | Yards | Avg. | LG | TD | No. | Yards | Avg. | LG | TD |
| 2017 | Baltimore | 16 | 0 | 0 | 0 | 0.0 | 0 | 0 | 4 | 12 | 3.0 | 6t | 2 |
| 2018 | Baltimore | 10 | 2 | 0 | 0 | 0.0 | 0 | 0 | 0 | 0 | 0.0 | 0 | 0 |
| Totals | | 26 | 2 | 0 | 0 | 0.0 | 0 | 0 | 4 | 12 | 3.0 | 6t | 2 |

Additional Statistics: Has also seen action on the Ravens' defensive line, where he has recorded 9 tackles: 2017 (5 total, 3 solo); 2018 (4 total, 2 solo).

CAREER SINGLE-GAME HIGHS [REGULAR SEASON]

RUSHING

Carries:

None

Yardage:

None

Long Gain:

None

Touchdowns:

None

RECEIVING

Receptions:

1 4 times (last: 12/31/17 vs. Cin.)

Yardage:

6 (12/10/17 at Pit.)

Long Gain:

6t (12/10/17 at Pit.)

Touchdowns:

1 2 times (last: 12/10/17 at Pit.)

POSTSEASON

| Year | Team | GP | GS | RECEIVING | | | | | RUSHING | | | | |
|---------------|-----------|----------|----------|-----------|----------|------------|----------|----------|----------|----------|------------|----------|----------|
| | | | | No. | Yards | Avg. | LG | TD | No. | Yards | Avg. | LG | TD |
| 2018 | Baltimore | 0 | 0 | | | | | | -- | -- | -- | -- | -- |
| Totals | | 0 | 0 | 0 | 0 | 0.0 | 0 | 0 | 0 | 0 | 0.0 | 0 | 0 |



— RICARD'S COMMUNITY IMPACT —

- Participated in the Ravens' Signature Project with M&T Bank to renovate the facility and visit with children at the Webster Kendrick Boys & Girls Club in Baltimore (2019)
- Joined teammates to sign autographs and play games during the Ravens' A Purple Evening, the team's annual event dedicated to female fans (2017-18)
- Helped with Ravens alumni and teammates during director of player engagement Jameel McClain's 53 Families Thanksgiving event to serve a warm meal to families in need (2018)
- Joined the 2017 rookie class at the Helping Up Mission men's shelter in downtown Baltimore, visiting with and serving dinner to residents



11 SETH ROBERTS

WIDE RECEIVER
6-2 | 195

COLLEGE: WEST ALABAMA HS: MACLAY (TALLAHASSEE, FL)
BORN: 2/22/91, MOULTRIE, GA
EXP. (NFL/RAVENS): 5/1 GP/GS (PLAYOFFS): 62/25 (1/1)



— KEY TRANSACTIONS —

- Signed with Baltimore as an unrestricted free agent (Oak.) on 4/5/19
- Re-signed with the Raiders on 4/17/17
- Re-signed with the Raiders on 4/18/16
- Signed a reserve/future contract with Oakland on 12/30/14
- Signed to Oakland's practice squad on 9/1/14
- Waived by the Raiders on 8/30/14
- Originally signed by Oakland Raiders as an undrafted free agent on 5/16/14

— CAREER HIGHLIGHTS —

- Entering 2019, has seen action in 62 career games (25 starts), recording 158 receptions for 1,826 yards (11.6 avg.) and 13 TDs
- In 2018, recorded career-high totals with 45 receptions for 494 yards...Also caught 2 TDs
- Hauled in a 31-yard TD, marking the 13th of his career, ending the day with 42 yards on 2 receptions vs. Ind. (10/28/18)...His TD earned him sole possession of second place for most TDs by an undrafted free agent in Raiders franchise history
- Totaled a career-best 5 receiving TDs in each of his first two NFL seasons (2015-16)...Led the NFL during that span with 4 game-winning TD catches
- During his time in Oakland, the Raiders produced a 10-2 record when he scored a TD
- Set new personal bests with 6 receptions for 113 yards and 2 TDs at Ten. (11/29/15), including a 12-yard catch for his second game-winning TD reception of the season

— PERSONAL —

- Played basketball in high school
- Participated in multiple community events while in Oakland, including a bike giveaway for local youth and a holiday decorating initiative

— SEASON RECAPS —

2018: (OAKLAND RAIDERS – 15/7)

- Recorded career season-high totals with 45 receptions for 494 yards...Also posted 2 TD catches
- Started and totaled 5 catches for 31 yards at KC (12/30)
- Tallied 2 receptions for 14 yards in the win vs. Den (12/24)
- Posted 3 receptions for 29 yards, including a 20-yard catch, at Cin. (12/16)

- Started and registered a season-high 76 yards on 5 receptions vs. Pit. (12/9)
- Totaled 3 catches for 25 yards vs. KC (12/2)
- Started and led the team with 54 receiving yards on 2 receptions at Bal. (11/25)...Also posted his first-career rush for 11 yards
- Tied a game-high 4 receptions for 38 yards, including a 20-yard snag at Ari. (11/18)
- Recorded 3 catches for 39 yards vs. LAC (11/11)
- Hauled in a 31-yard TD, marking the 13th TD of his career, ending the day with 42 yards on 2 receptions vs. Ind. (10/28)...His TD earned him sole possession of second place for most TDs by an undrafted free agent in Raider franchise history
- Finished second on the team with 5 receptions for 31 yards vs. Sea. (10/14)
- Recorded 4 catches for 41 yards, including a 20-yard long, at LAC (10/7)
- Totaled 2 receptions for 12 yards in the win vs. Cle. (9/30)
- Posted 3 receptions for 43 yards and his 12th-career TD at Den. (9/16)

2017: (OAKLAND RAIDERS – 15/7)

- Made a career-high seven starts, finishing with 43 receptions for 455 yards and 1 TD...Surpassed the 1,000-yard mark for career receiving yards in Week 5
- Totaled a team-high 5 receptions for 48 yards in the season finale at LAC (12/31)
- Tied a team high for receptions with 3 catches for 23 yards at Phi. (12/25)
- Started his seventh game, a career high for starts in a single season, vs. NYG (12/3)...Finished as the team's leader in receptions (5), totaling 46 yards

2018

GAME-BY-GAME OFFENSE

| RAIDERS Date/Opp. | RECEIVING | | | | | RUSHING | | | | |
|----------------------|-----------|------------|-------------|-----------|----------|----------|----------|------------|-----------|----------|
| | No. | Yds. | Avg. | LG | TD | No. | Yds. | Avg. | LG | TD |
| 9/10 vs. LAR | 1 | 11 | 11.0 | 11 | 0 | 0 | 0 | 0.0 | 0 | 0 |
| 9/16 @ Den. | 3 | 43 | 14.3 | 20t | 1 | 0 | 0 | 0.0 | 0 | 0 |
| 9/23 @ Mia. | 0 | 0 | 0.0 | 0 | 0 | 0 | 0 | 0.0 | 0 | 0 |
| 9/30 vs. Cle. | 2 | 12 | 6.0 | 9 | 0 | 0 | 0 | 0.0 | 0 | 0 |
| 10/7 @ LAC | 4 | 41 | 10.3 | 20 | 0 | 0 | 0 | 0.0 | 0 | 0 |
| 10/14 vs. Sea. | 5 | 31 | 6.2 | 9 | 0 | 0 | 0 | 0.0 | 0 | 0 |
| 10/28 vs. Ind. | 2 | 42 | 21.0 | 31t | 1 | 0 | 0 | 0.0 | 0 | 0 |
| 11/1 @ SF | 1 | 8 | 8.0 | 8 | 0 | 0 | 0 | 0.0 | 0 | 0 |
| 11/11 vs. LAC | 3 | 39 | 13.0 | 15 | 0 | 0 | 0 | 0.0 | 0 | 0 |
| 11/18 @ Ari. | 4 | 38 | 9.5 | 20 | 0 | 0 | 0 | 0.0 | 0 | 0 |
| 11/25 @ Bal. | 2 | 54 | 27.0 | 44 | 0 | 1 | 11 | 11.0 | 11 | 0 |
| 12/2 vs. KC | 3 | 25 | 8.3 | 16 | 0 | 0 | 0 | 0.0 | 0 | 0 |
| 12/9 vs. Pit. | 5 | 76 | 15.2 | 39 | 0 | 0 | 0 | 0.0 | 0 | 0 |
| 12/16 @ Cin. | 3 | 29 | 9.7 | 20 | 0 | 1 | -2 | -2.0 | -2 | 0 |
| 12/24 vs. Den. | 2 | 14 | 7.0 | 11 | 0 | 0 | 0 | 0.0 | 0 | 0 |
| 12/30 @ KC | 5 | 31 | 6.2 | 10 | 0 | 1 | -4 | -4.0 | -4 | 0 |
| Totals | 45 | 494 | 11.0 | 44 | 2 | 3 | 5 | 1.7 | 11 | 0 |

11 SETH ROBERTS

- Caught 2 passes for 26 yards in the victory vs. Den. (11/26)
- Recorded a season-high 5 receptions for 36 yards in his fifth start of the season vs. NE (11/19)
- Caught 2 passes for 28 yards in the win at Mia. (11/5)
- Posted a 15-yard grab in his fourth start of the season, a victory vs. KC (10/19)
- Finished with 3 receptions for 35 yards vs. LAC (10/15)... Eclipsed 1,000-career receiving yards on his first catch of the day with an 8-yard pass from QB Derek Carr
- Registered 4 receptions for 49 yards in his first start of the season at Den. (10/1)
- Tied for second on the team with 4 receptions (20 yards) in the Sunday night matchup at Was. (9/24)
- Caught a 19-yard TD pass from QB Derek Carr in the season-opening win at Ten. (9/10)...The TD marked his fourth TD reception in three games against the Titans
- Started his sixth game of the season and caught 2 passes for 27 yards with a 22-yard long in the win at SD (12/18)
- Totaled 2 receptions for 14 yards and a 2-point conversion vs. Buf. (12/4)...His two-point conversion was the team's fifth of the season and marked his second-consecutive game posting the stat
- Finished with 3 receptions for 31 yards, 1 TD and a two-point conversion vs. Car. (11/27)...Hauled in a 2-yard TD pass, his fifth of the season, from QB Derek Carr for the first score of the game
- Started his third game of the season in the comeback victory vs. Hou. (11/21)
- Caught 3 passes for 32 yards with a 21-yard long in the win vs. Den. (11/6)
- Finished with 69 yards on 3 catches and caught the game-winning TD in OT, a 41-yard catch on fourth-and-4, at TB (10/30)...The TD marked his third time catching the game-winner from Carr

2016: (OAKLAND RAIDERS – 16/6, 1/1)

- Finished with 397 yards on 38 receptions with 5 TDs...His second-straight season with 5 TDs tied a club record for the most by an undrafted Raider
- Started and caught a pass for 1 yard in the Wild Card game at Hou. (1/7/17)
- Recorded 2 receptions for 26 yards in the regular season finale at Den. (1/1/17)
- Finished second on the team with 42 receiving yards on 4 receptions, with a season-high 26-yard long, at Jac. (10/23)
- Started and caught 2 passes for 22 yards in the 34-31 win vs. SD (10/9)
- Recorded his third TD of the season on a 6-yard reception in the first quarter at Bal. (10/2)

REGULAR SEASON

| Year | Team | GP | GS | RECEIVING | | | | | RUSHING | | | | |
|---------------|---------|-----------|-----------|------------|--------------|-------------|-----------|-----------|----------|----------|------------|-----------|----------|
| | | | | No. | Yards | Avg. | LG | TD | No. | Yards | Avg. | LG | TD |
| 2015 | Oakland | 16 | 5 | 32 | 480 | 15.0 | 43 | 5 | 0 | 0 | 0.0 | 0 | 0 |
| 2016 | Oakland | 16 | 6 | 38 | 397 | 10.4 | 41 | 5 | 0 | 0 | 0.0 | 0 | 0 |
| 2017 | Oakland | 15 | 7 | 43 | 455 | 10.6 | 29 | 1 | 0 | 0 | 0.0 | 0 | 0 |
| 2018 | Oakland | 15 | 7 | 45 | 494 | 11.0 | 44 | 2 | 3 | 5 | 1.7 | 11 | 0 |
| Totals | | 62 | 25 | 158 | 1,826 | 11.6 | 44 | 13 | 3 | 5 | 1.7 | 11 | 0 |

CAREER SINGLE-GAME HIGHS [REGULAR SEASON]

RECEIVING

Receptions: 6 (11/29/15 at Ten.)
Yardage: 113 (11/29/15 at Ten.)
Long Gain: 44 (11/25/18 at Bal.)
Touchdowns: 2 (11/29/15 at Ten.)

RUSHING

Carries: 1 3 times (last: 12/30/18 at KC)
Yardage: 11 (11/25/18 at Bal.)
Long Gain: 11 (11/25/18 at Bal.)
Touchdowns: None

Additional Statistics: Caught a QB Derek Carr pass for a 2-point conversion vs. Car. (11/27/16) and vs. Buf. (12/4/16)

REGULAR SEASON

| Year | Team | GP | GS | KICKOFF RETURNS | | | | | PUNT RETURNS | | | | |
|---------------|---------|-----------|-----------|-----------------|-----------|-------------|-----------|----------|--------------|----------|------------|----------|----------|
| | | | | No. | Yards | Avg. | LG | TD | No. | FC | Yards | Avg. | LG |
| 2015 | Oakland | 16 | 5 | 2 | 47 | 23.5 | 24 | 0 | 0 | 0 | 0.0 | 0 | 0 |
| 2016 | Oakland | 16 | 6 | 0 | 0 | 0.0 | 0 | 0 | 0 | 0 | 0.0 | 0 | 0 |
| 2017 | Oakland | 15 | 7 | 0 | 0 | 0.0 | 0 | 0 | 0 | 0 | 0.0 | 0 | 0 |
| 2018 | Oakland | 15 | 7 | 0 | 0 | 0.0 | 0 | 0 | 0 | 0 | 0.0 | 0 | 0 |
| Totals | | 62 | 25 | 2 | 47 | 23.5 | 24 | 0 | 0 | 0 | 0.0 | 0 | 0 |

POSTSEASON

| Year | Team | GP | GS | RECEIVING | | | | | RUSHING | | | | |
|---------------|---------|----------|----------|-----------|----------|------------|----------|----------|----------|----------|------------|----------|----------|
| | | | | No. | Yards | Avg. | LG | TD | No. | Yards | Avg. | LG | TD |
| 2016 | Oakland | 1 | 1 | 1 | 1 | 1.0 | 1 | 0 | 0 | 0 | 0.0 | 0 | 0 |
| Totals | | 1 | 1 | 1 | 1 | 1.0 | 1 | 0 | 0 | 0 | 0.0 | 0 | 0 |

11 SETH ROBERTS

- Caught 2 passes for 27 yards, including a TD, at Ten. (9/25)
- Hauled in 3 passes for 25 yards vs. Atl. (9/18)
- Caught the Raiders' first receiving TD of the season, a 10-yard pass with 52 seconds left in the win at NO (9/11)... The TD put the Raiders in position to complete a go-ahead 2-point conversion on the following play

2015: (OAKLAND RAIDERS – 16/5)

- Totaled 32 receptions for 480 yards (15.0 avg.) and 5 TDs... His 5 TDs ranked third on the team and marked the third most by an undrafted Raider, trailing WR James Jett's 12 in 1997 and 6 in 1998
- Tallied 2 passes for 37 yards in the victory vs. SD (12/24)... On the game-winning drive in OT, converted on a key third-down, tipping a pass to himself for a 33-yard gain to the Chargers' 10-yard line
- Recorded 20 receiving yards on 2 receptions, with an 11-yard TD catch in a start at Den. (12/13)
- Posted 51 yards on 4 receptions (12.8 avg.), with a 17-yard long vs. KC (12/6)
- Started and set new personal bests with 6 receptions for 113 yards and 2 TDs at Ten. (11/29), including a 12-yarder for his second game-winning TD reception of the season
- Started and caught 2 passes for 54 yards, including a career-long 43-yard reception, at Det. (11/22)...Recorded his first-career KORs, bringing back 2 kicks for 47 yards with a 24-yard long
- Earned his first-career start and posted 3 receptions for a then-career high 73 yards at Pit. (11/8)
- Caught a 21-yard pass to convert a key third down in the third quarter vs. NYJ (11/1)
- Registered his second-consecutive game with a TD, finishing with 3 catches for 56 yards and a TD at Cle. (9/27)
- Recorded first-career TD catch, a game-winning 12-yard reception with 26 seconds remaining in the fourth quarter, vs. Bal. (9/20)
- Made his NFL debut, seeing action on offense and special teams vs. Cin. (9/13)...Caught 3 passes for 12 yards

2014: (OAKLAND RAIDERS – 0/0)

- Waived by the Raiders at the end of the preseason before signing to Oakland's practice squad, where he spent the entire season

— COLLEGE —

- Played two seasons at West Alabama after transferring from Pearl River (Hattiesburg, MS) CC
- In two seasons at West Alabama, totaled 62 receptions for 1,169 yards and 13 TDs
- As a senior, recorded 40 catches for 857 yards and a team-leading 12 TDs...His scoring total tied for second in the Gulf South Conference...Recorded three 100-yard receiving games that season
- Recorded 22 receptions for 312 yards and a TD as a junior
- In two seasons at Pearl River CC, hauled in 100 passes for 1,129 yards and 11 TDs
- As a sophomore, played in nine games and totaled 56 catches for 557 yards and 5 TDs...As a freshman, recorded 44 receptions for 733 yards and 6 TDs

— HIGH SCHOOL —

- Attended Maclay (Tallahassee, FL) HS, transferring in his junior year
- As a senior, was named the Tallahassee Quarterback Club's Offensive Player of the Year and registered almost 1,000 receiving yards
- In 2009 as a junior, garnered first-team All-Panhandle Football Conference and Florida Athletic Coaches Association honorable mention distinctions...Ranked second in the state in total yards
- Named football team captain as both a junior and senior
- Also played basketball, guiding the Marauders to two district championships...Was named the school's Most Outstanding Male Athlete



— ROBERTS' COMMUNITY IMPACT —

- Attended Anthony Levine Sr.'s 10th Annual Home Run Derby & Softball Game with Ravens teammates (2019)
- Participated in multiple community events while in Oakland, including a bike giveaway for local youth with the Raiders' receiving corps and a holiday decorating initiative with the Raiders Women's Association (2014)



12 JALEEL SCOTT

WIDE RECEIVER
6-5 | 210

COLLEGE: NEW MEXICO STATE **HS:** ROCK HILL (SC)

BORN: 2/23/95, ROCK HILL, SC

EXP. (NFL/RAVENS): 2/2 **GP/GS (PLAYOFFS):** 0/0 (0/0)



— KEY TRANSACTIONS —

- Placed on Injured Reserve (hamstring) on 8/27/18
- Jaleel Scott was selected by the Ravens in the fourth round (132nd overall) of the 2018 NFL Draft...Was the third of three fourth-round picks (CB Anthony Averett, 118th & LB Kenny Young, 122nd) by the Ravens

— CAREER HIGHLIGHTS —

- Spent the entire 2018 season on Injured Reserve (hamstring) after suffering a preseason injury

— PERSONAL —

- Favorite team growing up was the Ravens...Said Scott: "It's just a dream come true, because growing up this was my favorite team, since Jamal Lewis. The defense with Ed Reed, Ray Lewis, Terrell Suggs – I always thought I was going to be a defensive player, so that was my favorite team, [because of] how feisty the defense was."
- Majored in individual studies at New Mexico State

— NOTE THE QUOTE —

"He brings a different dimension to the type of receiver in the group – a 6-foot-5 guy that can make unbelievable catches. I think if the ball is, what I would consider, 'thrown in the area code,' he could come away with it."

– Ravens EVP Ozzie Newsome

— SEASON RECAPS —

2018: (BALTIMORE RAVENS – 0/0, 0/0, INJURED RESERVE)

- Spent the entire 2018 season on Injured Reserve (hamstring) after suffering a preseason injury

— COLLEGE —

- In two seasons (2016-17) at New Mexico State, saw action in 25 games, posting 99 receptions for 1,362 yards (13.8 avg.) and 14 TDs
- Finished 23rd in the NCAA and No. 2 in the Sun Belt Conference by registering 1,079 receiving yards in 2017
- His 9 receiving TDs in 2017 ranked No. 1 in the Sun Belt Conference and 25th in the country
- Produced an ESPN College Football Top 10 moment in 2017, when he snagged an incredible one-handed TD catch vs. Arizona State
- Also played at Ellsworth (Iowa Falls, IA) CC, where he earned first-team All-ICCAC honors in 2015

— HIGH SCHOOL —

- Prepped at Rock Hill (SC) HS, where he was a two-time letterman in both football and basketball

REGULAR SEASON

| Year | Team | GP | GS | RECEIVING | | | | | RUSHING | | | | | |
|---------------|-----------|----------|----------|-----------------------------|----------|------------|----------|----------|----------|----------|----------|----------|----------|----------|
| | | | | No. | Yards | Avg. | LG | TD | No. | Yards | Avg. | LG | TD | |
| 2018 | Baltimore | 0 | 0 | INJURED RESERVE - HAMSTRING | | | | | | | | | | |
| Totals | | 0 | 0 | 0 | 0 | 0.0 | 0 | 0 | 0 | 0 | 0 | 0 | 0 | 0 |

POSTSEASON

| Year | Team | GP | GS | RECEIVING | | | | | RUSHING | | | | |
|---------------|-----------|----------|----------|-----------------------------|----------|------------|----------|----------|----------|----------|----------|----------|----------|
| | | | | No. | Yards | Avg. | LG | TD | No. | Yards | Avg. | LG | TD |
| 2018 | Baltimore | 0 | 0 | INJURED RESERVE - HAMSTRING | | | | | | | | | |
| Totals | | 0 | 0 | 0 | 0 | 0.0 | 0 | 0 | 0 | 0 | 0 | 0 | 0 |



— SCOTT'S COMMUNITY IMPACT —

- Joined Ravens alumni and teammates during director of player engagement Jameel McClain's 53 Families Thanksgiving event to serve a warm meal to families in need (2018)
- Visited with patients unable to go home for the holidays at Medstar Union Memorial Hospital (2018)
- Participated in the team's KaBoom! community playground build in the Douglass Homes neighborhood alongside teammates, Ravens staff and volunteers (2018)



64 GREG SENAT

TACKLE
6-6 | 305

COLLEGE: WAGNER **HS:** ELMONT (LONG ISLAND, NY)

BORN: 9/8/94, ELMONT, NY

EXP. (NFL/RAVENS): 2/2 **GP/GS (PLAYOFFS):** 0/0 (0/0)



— KEY TRANSACTIONS —

- Placed on Injured Reserve (foot) on 8/31/18
- Greg Senat was selected by the Ravens in the sixth round (212th overall) of the 2018 NFL Draft...Was the second of three sixth-round picks (S DeShon Elliott, 190th & C Bradley Bozeman, 215th) by the Ravens

— CAREER HIGHLIGHTS —

- Spent the entire 2018 season on Injured Reserve (foot) after suffering a preseason injury

— PERSONAL —

- A four-year power forward on the Wagner basketball team...Helped lead the Seahawks to the 2015-16 NEC regular season basketball championship and the school's first-ever postseason tournament victory in the first round of the NIT
- Tallied a career-high 15 rebounds vs. Central Connecticut
- Nominated for the NABC Good Works Team and represented Wagner and the NEC at the NCAA Student-Athlete Leadership Forum in 2015
- Graduated with a degree in anthropology
- **Last name is pronounced: seh-NOT**

— NOTE THE QUOTE —

"You're going to like him when you see him walking in the door. He looks the part. He's a little green; he hasn't been playing football that long, but he's a super talented guy."

— **Head Coach John Harbaugh**

— SEASON RECAPS —

2018: (BALTIMORE RAVENS – 0/0, 0/0, INJURED RESERVE)

- Spent the entire 2018 season on Injured Reserve (foot) after suffering a preseason injury

— COLLEGE —

- A four-year member of Wagner's basketball team (power forward), he earned a football scholarship prior to the 2016 season and went on to become an anchor on the Seahawks' O-line
- In 2016-17, helped the Wagner hoops team to a 16-14 record as a senior before competing solely in football during the 2017 campaign as a fifth-year senior
- Started all 22 games that he played during his two-year football career
- Is the first football player ever from a Northeast Conference school to be selected to play in the East-West Shrine Game
- Is the second Wagner player ever to be selected in the NFL Draft, joining TE Rich Kotite (18th round, 1965, Vikings)

— HIGH SCHOOL —

- Prepped at Elmont (Long Island, NY) HS and spent two years at Marianapolis (Thompson, CT) Prep, where he played basketball
- Three-sport athlete who was a member of the Elmont lacrosse, basketball and football teams
- Transferred to Marianapolis Prep in 2010, when he focused solely on basketball
- Played TE for two years at Elmont...Member of the JV team as a sophomore in 2009 before being elevated to the varsity as a junior in 2010



— SENAT'S COMMUNITY IMPACT —

- Assisted with director of player engagement Jameel McClain's 53 Families Foundation Football & Fitness Clinic (2019)
- Participated in the Ravens' Signature Project with M&T Bank to renovate the facility and visit with children at the Webster Kendrick Boys & Girls Club in Baltimore (2019)
- Visited with patients unable to go home for the holidays at Medstar Union Memorial Hospital (2018)
- Alongside teammates, helped distribute shoes to students at Collington Square Elementary/Middle School with Samaritan's Feet (2018)
- Hosted his own football clinic in Elmont, New York (2018)
- Participated in the team's KaBoom! community playground build in the Douglass Homes neighborhood alongside teammates, Ravens staff and volunteers (2018)



95 ZACH SIELER

DEFENSIVE TACKLE
6-6 | 301

COLLEGE: FERRIS STATE HS: PINCKNEY (MI)

BORN: 9/7/95, HOWELL, MI

EXP. (NFL/RAVENS): 2/2 GP/GS (PLAYOFFS): 2/0 (0/0)



— KEY TRANSACTIONS —

- Zach Sieler was selected by the Ravens in the seventh round (238th overall) of the 2018 NFL Draft
- Declared for the draft after his junior season

— CAREER HIGHLIGHTS —

- Was active for two contests as a rookie in 2018, recording 1 tackle for the league's No. 1 overall (292.9 ypg) and No. 2 scoring (17.9 ppg) defense
- Saw action vs. Pit (11/4), posting his first-career NFL tackle (a solo stop)
- Was active for his first-career NFL game, playing 11 snaps on defense in the 27-14 win vs. Den. (9/23)

— PERSONAL —

- Became Ferris State's first-ever NFL Draft pick
- Younger brother, Adam, plays on the offensive line at Ferris State
- Graduated with a degree in mechanical engineering technology from Ferris State
- Was EVP Ozzie Newsome's final draft pick as general manager of the Ravens (2018)
- **Last name pronounced: SEE-ler**

— SEASON RECAPS —

2018: (BALTIMORE RAVENS – 2/0, 0/0)

- Was active for two contests as a rookie, recording 1 tackle for the league's No. 1 overall (292.9 ypg) and No. 2 scoring (17.9 ppg) defense
- Was a gameday inactive in the Wild Card vs. LAC (1/6/19)

- Saw action vs. Pit (11/4), posting his first-career NFL tackle (a solo stop)
- Was active for his first-career NFL game, playing 11 snaps on defense in the 27-14 win vs. Den. (9/23)

— COLLEGE —

- Appeared in 39 games (28 starts) over his three-year career at Ferris State, recording 178 tackles (77 solo) and 33.0 sacks (-219 yards)
- Blocked his first-career kick to earn the Bulldogs a 28-27 victory vs. Grand Valley State in 2017
- In 2016, earned first-team All-America honors by the AFCA, AP and D2CCA after setting school records with 29.5 TFL (-164 yards) and an NCAA-leading 19.5 sacks

2018

GAME-BY-GAME DEFENSE

RAVENS

| Date/Opp. | TT | Solo | Asst. | Sacks | INT | PD | FF | FR |
|-----------------|----------|----------|----------|------------|------------|----------|----------|----------|
| 9/9 vs. Buf. | | | | INACTIVE | | | | |
| 9/13 @ Cin. | | | | INACTIVE | | | | |
| 9/23 vs. Den. | 0 | 0 | 0 | 0-0 | 0-0 | 0 | 0 | 0 |
| 9/30 @ Pit. | | | | INACTIVE | | | | |
| 10/7 @ Cle. | | | | INACTIVE | | | | |
| 10/14 @ Ten. | | | | INACTIVE | | | | |
| 10/21 vs. NO | | | | INACTIVE | | | | |
| 10/28 @ Car. | | | | INACTIVE | | | | |
| 11/4 vs. Pit. | 1 | 1 | 0 | 0-0 | 0-0 | 0 | 0 | 0 |
| 11/18 vs. Cin. | | | | INACTIVE | | | | |
| 11/25 vs. Oak. | | | | INACTIVE | | | | |
| 12/2 @ Atl. | | | | INACTIVE | | | | |
| 12/9 @ KC | | | | INACTIVE | | | | |
| 12/16 vs. TB | | | | INACTIVE | | | | |
| 12/22 @ LAC | | | | INACTIVE | | | | |
| 12/30 vs. Cle. | | | | INACTIVE | | | | |
| Totals | 1 | 1 | 0 | 0-0 | 0-0 | 0 | 0 | 0 |
| Playoffs | | | | | | | | |
| 1/6/19 vs. LAC | | | | INACTIVE | | | | |
| Totals | 0 | 0 | 0 | 0-0 | 0-0 | 0 | 0 | 0 |

REGULAR SEASON

| Year | Team | GP | GS | TACKLES | | | SACKS | | INTERCEPTIONS | | | | | FUMBLES | | | | |
|---------------|-----------|----------|----------|----------|----------|----------|------------|------------|---------------|----------|----------|----------|----------|----------|----------|----------|----------|----------|
| | | | | TT | Solo | Asst. | No. | Yards | No. | Yards | LG | TD | PD | FF | FR | Yards | | |
| 2018 | Baltimore | 2 | 0 | 1 | 1 | 0 | 0.0 | 0.0 | 0 | 0 | 0 | 0 | 0 | 0 | 0 | 0 | 0 | 0 |
| Totals | | 2 | 0 | 1 | 1 | 0 | 0.0 | 0.0 | 0 | 0 | 0 | 0 | 0 | 0 | 0 | 0 | 0 | 0 |

CAREER SINGLE-GAME HIGHS [REGULAR SEASON]

| | | |
|---|---------------------------------|-----------------------------------|
| Total Tackles: 1 (11/4/18 vs. Pit.) | INTs: None | Forced Fumbles: None |
| Solo Tackles: 1 (11/4/18 vs. Pit.) | Passes Defensed: None | Fumble Recoveries: None |
| Sacks: None | | |

POSTSEASON

| Year | Team | GP | GS | TACKLES | | | SACKS | | INTERCEPTIONS | | | | | FUMBLES | | | | |
|---------------|-----------|----------|----------|----------|----------|----------|------------|------------|---------------|----------|----------|----------|----------|----------|----------|----------|----------|----------|
| | | | | TT | Solo | Asst. | No. | Yards | No. | Yards | LG | TD | PD | FF | FR | Yards | | |
| 2018 | Baltimore | 0 | 0 | | INACTIVE | | -- | -- | -- | -- | -- | -- | -- | -- | -- | -- | -- | -- |
| Totals | | 0 | 0 | 0 | 0 | 0 | 0.0 | 0.0 | 0 | 0 | 0 | 0 | 0 | 0 | 0 | 0 | 0 | 0 |

95 ZACH SIELER

- Earned multiple two-time honors from 2016-2017, including first-team All-American by the AFCA, *Associated Press* and D2CCA, GLIAC Defensive Lineman of the Year, first-team All-GLIAC, D2CCA Super Region Defensive Player of the Year and Cliff Harris National Small College Defensive Player of the Year finalist (2016-17)
- Named to the GLIAC All-Academic Team (2015-17)

— HIGH SCHOOL —

- Prepped at Pinckney (MI) HS, where he was an All-Conference honoree and team captain his senior year... Was also voted "Athlete of the Year" by his peers
- Also participated in wrestling and track and field



— SIELER'S COMMUNITY IMPACT —

- Battled overseas military members in video game competitions in the Ravens' first Pros vs. GI Joes tournament (2018)
- Alongside teammates, helped distribute shoes to students at Collington Square Elementary/Middle School with Samaritan's Feet (2018)
- Participated in the team's KaBoom! community playground build in the Douglass Homes neighborhood alongside teammates, Ravens staff and volunteers (2018)



68 MATT SKURA

GUARD / CENTER
6-3 | 313

COLLEGE: DUKE HS: WORTHINGTON KILBOURNE (COLUMBUS, OH)
BORN: 2/17/93, COLUMBUS, OH
EXP. (NFL/RAVENS): 3/3 GP/GS (PLAYOFFS): 28/28 (1/1)



— KEY TRANSACTIONS —

- Elevated to Baltimore's 53-man roster on 9/19/17
- Signed to the Ravens' practice squad on 9/5/17 after being waived by Baltimore on 9/2/17
- Signed to Baltimore's practice squad on 9/4/16 after being released by the Ravens on 9/3/16
- Originally signed with the Ravens as a rookie free agent on 5/6/16

— CAREER HIGHLIGHTS —

- In 2018, started all 16 games at center, helping the team produce the NFL's No. 2 rushing attack, totaling 2,441 yards (152.6 ypg)...Marked the second-most rushing yards in franchise single-season history... Baltimore also tallied a single-season team-record 5,999 total net yards
- Elevated to Baltimore's active roster after Week 2 in 2017 and started 12 games at RG, helping the team produce the NFL's ninth-ranked scoring attack (24.7 ppg)
- Spent the 2016 season on the Ravens' practice squad

— PERSONAL —

- Graduated with a degree in psychology and a certificate in human development from Duke
- **Last name is pronounced: SKUR-uh**

— SEASON RECAPS —

2018: (BALTIMORE RAVENS – 16/16, 1/1)

- Started all 16 games at center, helping the team produce the NFL's No. 2 rushing attack, totaling 2,441 yards (152.6 ypg)...Marked the second-most rushing yards in franchise single-season history... Baltimore also tallied a single-season team-record 5,999 total net yards
- Helped the Ravens' rushing attack gain a season-high 296 yards in the 26-24 win vs. Cle. (12/30)...Marked the third-most rushing yards in franchise single-game history
- Protected QB Lamar Jackson, allowing him to complete 12 of 22 passes for a career-high 204 yards and 1 TD (101.3 QB rating) in the 22-10 win at LAC (12/22)
- Part of an O-line that helped pave the way for 242 rushing yards in the 20-12 win vs. TB (12/16)... Baltimore became the first team since 1976 (Steelers) to rush for at least 190 yards in five-consecutive games
- Started at center for an offensive line that helped the Ravens produce 207 rushing yards in the 26-16 win at Atl. (12/2)...Marked the first time in franchise history Baltimore rushed for at least 200 yards in three-consecutive games
- Started at center and helped Baltimore's offense rack up 416 yards, including 242 rushing, in the 34-17 win vs. Oak. (11/25)...Marked the fourth time in franchise history the Ravens produced back-to-back 200-yard rushing games



— SKURA'S COMMUNITY IMPACT —

- Attended the Ravens 14th annual Holiday Helpers event at Target to shop for gifts with Baltimore youth in need (2018)
- Participated in the Players Philanthropy Fund's Second Annual Beltway Boards & Brews Cornhole Tournament at the Baltimore Museum of Industry (2018)
- Joined teammates to sign autographs and play games during the Ravens' A Purple Evening, the team's annual event dedicated to female fans (2018)
- Supported the NFL and Ravens' PLAY 60 initiative by participating in the team's PLAY 60 All Abilities Clinic with over 100 athletes from Special Olympics Maryland (2018)
- Joined the 2016 rookie class at the Helping Up Mission shelter in Baltimore to visit with and serve lunch to residents
- Supported the NFL and the Ravens' PLAY 60 initiative, the movement for a more active generation, by participating in the team's PLAY 60 Festival with 300 children from various Baltimore City after-school programs at Patterson Park Utz Twardowicz field... Also attended a PLAY 60 assembly at West Town Elementary School (2016)
- Joined youth from Woodson Elementary and George Washington Elementary to participate in the annual United Way and Hometown Huddle Ravens' TEAM Challenge event at Under Armour's Banner Field in Baltimore City (2016)
- Joined teammates in visiting patients at Medstar Union Memorial Medical Center to uplift their spirits (2016)
- Supports teammates' charitable endeavors including Anthony Levine Sr.'s Celebrity Bowling event (2017) and former player Steve Smith Sr.'s Charity Fashion Show (2016)

68 MATT SKURA

- Started at center for an offensive line that helped produce the sixth-most rushing yards (267) in franchise history in the 24-21 win vs. Cin. (11/18)...Marked the first time in NFL history that a team had a *rookie* QB (Lamar Jackson, 119) and RB (Gus Edwards, 115) each surpass 100 rushing yards in a game
- Started at center for an O-line that helped pave the way for 451 total yards (the most ever by a Ravens' team at Pittsburgh) in the 26-14 win at Pit. (9/30)
- Started at center for an O-line that helped protect QB Joe Flacco, allowing him to record 376 passing yards (the sixth-highest total of his career) and 2 TDs at Cin. (9/13)
- Started at center and helped protect QB Joe Flacco, allowing him to complete 25 of 34 passes for 236 yards and 3 TDs in the 47-3 season opening win vs. Buf. (9/9)

2017: (BALTIMORE RAVENS – 12/12)

- Earned a starting spot on the line after spending his rookie season (2016) on Baltimore's practice squad...Filled in for injured RG Marshal Yanda, who missed 14 games on IR
- Ravens permitted the league's seventh-fewest sacks (27, tied Vikings), helping the team produce the NFL's ninth-ranked scoring attack (24.7 ppg)...Over the last nine games of the season, Baltimore averaged the league's second-most points per contest (29.4)
- Protected QB Joe Flacco, allowing him to complete 26 of 42 passes for a season-high 288 yards and 1 TD in the 27-10 win at Cle. (12/17)

- Baltimore recorded a season-high 413 total yards, scoring 3 rushing and 2 passing TDs at Pit. (12/10)
- Played for an O-line that protected QB Joe Flacco, allowing 0 sacks and helping the Ravens produce a season high in points in the 44-20 victory vs. Det. (12/3)
- Part of an O-line that helped pave the way for 139 rushing yards and 2 rushing TDs in the 23-16 win vs. Hou. (11/27)
- Part of an offensive line that did not permit a sack, while paving the way for a season-high 174 rushing yards, in a 40-0 win vs. Mia. (10/26)
- Inactive (knee) at Min. (10/22) and vs. Chi. (10/15)
- Earned the start at RG for an offense that did not allow a sack and generated 143 rushing yards in the 30-17 victory at Oak. (10/8)...Left game in third quarter with a knee injury
- Started at RG in his first-career game at Jax. (9/24)
- Activated to the Ravens' 53-man roster on 9/19

2016: (BALTIMORE RAVENS – 0/0)

- Spent the entire season on the Ravens' practice squad after signing with the team as a rookie free agent

— COLLEGE —

- Appeared in 50 games, with 40-consecutive starts to close his career at Duke
- Named second-team All-American by *USA Today*, fourth-team All-American by *Phil Steele* and first-team All-ACC by the *Atlantic Coast Sport Media Association* as a senior in 2015 after helping Duke rank third in total offense (5,712 yards) in the ACC
- Started all 13 games at center as a junior in 2014 and helped the offense rise to No. 2 in the conference in fewest sacks allowed per game (1.0)

— HIGH SCHOOL —

- Prepped at Worthington Kilbourne (Columbus, OH) HS, where as a senior, he was named first-team All-Metro and first-team All-Conference by *The Columbus Dispatch*



ALWAYS MORE.
NEVER LESS.





22 JIMMY SMITH

CORNERBACK
6-2 | 210

COLLEGE: COLORADO HS: COLTON (CA)

BORN: 7/26/88, FONTANA, CA

EXP. (NFL/RAVENS): 9/9 GP/GS (PLAYOFFS): 98/78 (7/2)



— KEY TRANSACTIONS —

- Placed on Injured Reserve (Achilles) on 12/5/17
- Placed on Injured Reserve (ankle) on 12/30/16
- Re-signed with the Ravens on 4/21/15
- Placed on Injured Reserve (foot) on 11/8/14
- Originally selected by the Ravens in the first round (27th overall) of the 2011 NFL Draft

— CAREER HIGHLIGHTS —

- Entering 2019, has produced 294 tackles (253 solo), 13 INTs (2 returned for TDs), 1 FR (returned for a 47-yard TD) and 64 PD
- Registered a career-high 2 INTs, totaling a game-high 3 PDs, in the 26-24 win that clinched Baltimore's AFC North title vs. Cle. (12/30/18)...The last Raven to have 2 INTs in a game was CB Corey Graham (2013 vs. NYJ)
- Led the team with a career-high 10 solo tackles (11 total) at KC (12/9/18)
- In 2017, recorded 3 INTs, 28 tackles, 9 PD and 1 FR in 12 games prior to suffering a torn Achilles on 12/3 vs. Det. ...Also scored a FR-TD (47 yards) and INT-TD (50 yards)
- Returned an INT 50 yards for a TD and posted 3 PD in a 40-0 win vs. Mia. (10/26/17)
- Scored his second-career TD on a 47-yard fumble return at Oak. (10/8/17)
- In 2015, posted a career-high (tied, 2017) 3 INTs (one returned for a TD), his first-career sack, 10 PD and 54 tackles (48 solo)
- Returned a QB Peyton Manning INT 24 yards for his first-career TD at Den. (9/13/15)
- In 2013, started all 16 games for the first time in his career and set career highs in tackles (58), solo tackles (49), PD (16) and FFs (2), while posting 2 INTs
- Had 3 tackles and 2 PD in the 2012 playoffs, including a clutch PD in Super Bowl XLVII's final goal-line stand

— PERSONAL —

- Has four brothers who played college football: Ryan Smalls (Millikin), Terrance Smalls (Illinois), Paul Smalls (New Mexico) and Anthony Smalls (Idaho State)
- Played high school football with former Ravens CB Shareece Wright (currently a free agent), and the two remain best friends...CB Nat Berhe (FA), RB Tyler Ervin (Bal.) and S Daniel Sorensen (KC) are all other active NFL players Smith knows from Colton HS
- Would have liked to match up against former NFL wide receivers Michael Irvin and Randy Moss
- Graduated with a bachelor's degree in sociology in 2010

— SEASON RECAPS —

2018: (BALTIMORE RAVENS – 12/10, 1/1)

- Recorded 45 tackles (34 solo), 9 PD and 2 INTs for the league's No. 1 overall (292.9 ypg) and No. 2 scoring (17.9 ppg) defense
- Recorded 7 solo tackles and a PD for a defense that limited the Chargers to 243 total yards in the Wild Card vs. LAC (1/6/19)
- Registered a career-high 2 INTs, totaling a game-high 3 PDs, in the 26-24 win vs. Cle. (12/30)...The last Raven to have 2 INTs in a game was CB Corey Graham (2013 vs. NYJ)
- Recorded 3 tackles (2 solo) for a defense that limited the Chargers to a season-low 198 total yards in the 22-10 win at LAC (12/22)
- Led the team with a career-high 10 solo tackles (11 total) at KC (12/9)
- Led the team with 6 solo tackles and spent time matched up one-on-one with Falcons WR Julio Jones, who was limited to a season-low 2 catches for 18 yards in Baltimore's 26-16 win at Atl. (12/2)...The Falcons produced just 97 passing yards and 131 overall, which were the fewest by an Atlanta offense since 1999 (105 at SF)
- Produced 3 solo tackles and a PD, helping the Ravens hold the Bengals to 255 total yards in the 24-21 win vs. Cin. (11/18)
- Recorded 2 crucial PD in the fourth quarter vs. Pit. (11/4), helping hold the Steelers to a FG late in the game...Also posted 5 tackles (4 solo), including a TFL

2018

GAME-BY-GAME DEFENSE

RAVENS

| Date/Opp. | TT | Solo | Asst. | Sacks | INT | PD | FF | FR |
|-----------------|-----------|-----------|-----------|------------|------------------|----------|----------|----------|
| 9/9 vs. Buf. | | | | | SUSPENDED BY NFL | | | |
| 9/13 @ Cin. | | | | | SUSPENDED BY NFL | | | |
| 9/23 vs. Den. | | | | | SUSPENDED BY NFL | | | |
| 9/30 @ Pit. | | | | | SUSPENDED BY NFL | | | |
| 10/7 @ Cle. | 1 | 0 | 1 | 0-0 | 0-0 | 0 | 0 | 0 |
| 10/14 @ Ten. | 2 | 0 | 2 | 0-0 | 0-0 | 0 | 0 | 0 |
| 10/21 vs. NO | 3 | 2 | 1 | 0-0 | 0-0 | 0 | 0 | 0 |
| 10/28 @ Car. | 6 | 3 | 3 | 0-0 | 0-0 | 1 | 0 | 0 |
| 11/4 vs. Pit. | 5 | 4 | 1 | 0-0 | 0-0 | 2 | 0 | 0 |
| 11/18 vs. Cin. | 3 | 3 | 0 | 0-0 | 0-0 | 1 | 0 | 0 |
| 11/25 vs. Oak. | 1 | 1 | 0 | 0-0 | 0-0 | 1 | 0 | 0 |
| 12/2 @ Atl. | 6 | 6 | 0 | 0-0 | 0-0 | 0 | 0 | 0 |
| 12/9 @ KC | 11 | 10 | 1 | 0-0 | 0-0 | 1 | 0 | 0 |
| 12/16 vs. TB | 4 | 3 | 1 | 0-0 | 0-0 | 0 | 0 | 0 |
| 12/22 @ LAC | 3 | 2 | 1 | 0-0 | 0-0 | 0 | 0 | 0 |
| 12/30 vs. Cle. | 0 | 0 | 0 | 0-0 | 2-4 | 3 | 0 | 0 |
| Totals | 45 | 34 | 11 | 0-0 | 2-4 | 9 | 0 | 0 |
| Playoffs | | | | | | | | |
| 1/6/19 vs. LAC | 7 | 7 | 0 | 0-0 | 0-0 | 1 | 0 | 0 |
| Totals | 7 | 7 | 0 | 0-0 | 0-0 | 1 | 0 | 0 |

22 JIMMY SMITH

2017: (BALTIMORE RAVENS – 12/12)

- Posted 28 tackles (26 solo), 3 INTs (1 returned for a TD), 9 PD and 1 FR (returned 47 yards for a TD) for a unit that led the league in both takeaways (34) and INTs (22)
- Was having one of the best years by an NFL CB in 2017 before missing the final four games of the season after suffering a torn Achilles
- Registered 2 solo tackles before leaving the game with an Achilles tear vs. Det. (12/3)
- Recorded an INT on the Packers' opening drive in the end zone to prevent a score for a defense that forced 5 turnovers, registered 6 sacks and posted its third shutout of the season in a 23-0 win at GB (11/19)...It marked just the third time in franchise history the Ravens recorded 6 sacks and forced 5 turnovers
- Produced his second TD of the season (third of his career), returning an INT 50 yards for a score in a 40-0 win vs. Mia. (10/26)...Added 4 tackles and a team-high 3 PD for a defense that posted a shutout and allowed a season-low 196 yards
- Returned a fumble (forced by LB Patrick Onwuasor) 47 yards for a TD to put the Ravens ahead 14-0 in the first quarter of the 30-17 victory at Oak. (10/8)
- Registered a season-high 4 tackles, helping limit standout WR Antonio Brown to 4 catches for 34 yards vs. Pit. (10/1)... Tallied 1 PD, which led to a S Eric Weddle INT
- Posted 3 tackles and 2 PD at Jax. (9/24, in London)
- Produced 3 tackles and 1 INT for a unit that forced 5 turnovers (4 INTs & 1 FR) and posted the 11th shutout in franchise history in the 20-0 season-opening win at Cin. (9/10)

2016: (BALTIMORE RAVENS – 11/11)

- Totaled 32 tackles (29 solo) and 4 PD for a defense that finished first in the league with 18 INTs (tied, SD and KC), allowed the NFL's fifth-fewest rushing yards (89.4 ypg) and was the league's seventh-ranked unit (322.1 ypg)
- Started all 11 games in which he played, but finished the season on Injured Reserve (ankle)
- Posted 2 tackles and 1 PD before leaving the game in the first quarter with an ankle injury at NE (12/12)
- Recorded 6 stops (5 solo) and 1 PD for a defense that produced 3 INTs and allowed just 277 total yards in the 38-6 win vs. Mia. (12/4)
- Tallied 4 tackles and 1 PD, helping limit the Browns to 144 yards of offense, which marked the eighth fewest in Ravens history, in the 28-7 win vs. Cle. (11/10)
- Posted a season-high 5 tackles prior to leaving the game in the second quarter with a concussion at NYG (10/16)
- Contributed 3 tackles (all solo) for a unit that limited the Jaguars to 216 yards of total offense in the 19-17 win at Jax. (9/25)

- Started and posted 1 PD, limiting standout WR Sammy Watkins to 4 catches for 41 yards, for a "D" that allowed just 160 yards, which tied for the 13th fewest in franchise history, in the 13-7 season-opening win vs. Buf. (9/11)

2015: (BALTIMORE RAVENS – 16/16)

- Registered a career-high 3 INTs (one returned for a TD), his first-career sack, 10 PD and 54 tackles (48 solo) for the NFL's eighth-ranked defense (337.4 ypg)
- Ravens "D" finished No. 2 overall (291.1 ypg) and No. 1 vs. the pass (183.3 ypg) over the season's final eight games
- Was one of seven NFL defenders (Lavonte David, Reshad Jones, Luke Kuechly, Tyrann Mathieu, Ron Parker & Adam Jones) with at least 50 tackles, 3 INTs, 10 PD and 1 sack
- Tallied 2 solo tackles and 2 PD for a defense that allowed just 198 net passing yards in the 20-17 victory vs. Pit. (12/27)...Returned a QB Ben Roethlisberger INT 101 yards for a score that was nullified by an offsides penalty
- Started and played every snap for a defense that allowed a season-low 8 first downs and permitted just 86 yards on 9-of-19 passing (47.4%) at Mia. (12/6)
- Tallied a career-high-tying 3 PD and 3 tackles for a defense that allowed 168 net passing yards vs. Jax. (11/15)
- Totaled a career-high 9 tackles (8 solo) vs. Cle. (10/11)
- Posted 2 solo stops, helping limit the Steelers to 96 net passing yards in the 23-20 OT victory at Pit. (10/1)
- Scored his first-career TD on a 24-yard INT return, adding 8 solo stops, for a unit that did not allow a TD at Den. (9/13)



22 JIMMY SMITH

2014: (BALTIMORE RAVENS – 8/8, 0/0)

- Posted 28 tackles (22 solo), 6 PD and 1 INT in the first half of the season (was hurt early in the eighth game), before being placed on Injured Reserve (foot) on 11/8
- Registered 5 solo tackles and 1 INT (returned 31 yards) for a defense that held the Buccaneers to 17% (2-of-12) on third down in the 48-17 victory at TB (10/12)
- Collected 3 tackles and 2 PD in the 38-10 win vs. Car. (9/28)
- Tallied 3 tackles and 1 PD for a defense that did not allow a TD and forced 3 turnovers in the 26-6 win vs. Pit. (9/11)

2013: (BALTIMORE RAVENS – 16/16)

- Started all 16 games for the first time in his career and established career highs in tackles (58), solo tackles (49), PD (16) and FFs (2)...Also tallied 2 INTs
- Posted 2 tackles, 2 PD and 1 INT (in the end zone to prevent a TD) at Cin. (12/29)
- Had 7 tackles and 2 PD in the 18-16 victory at Det. (12/16)
- Produced 3 tackles and 1 INT (a leaping end zone grab to thwart a Packers' scoring opportunity) vs. GB (10/13)
- Posted a team- and career-high 3 PD, adding 3 solo stops, for a defense that didn't allow a TD in the 14-6 victory vs. Cle. (9/15)
- Recorded 6 solo tackles, 1 PD and 1 FF at Den. (9/5)

2012: (BALTIMORE RAVENS – 11/2, 4/0)

- Recorded 31 tackles (27 solo), 3 PD and 3 special teams stops...Missed five games due to injury (sports hernia)
- Totaled 3 solo tackles and 2 PD for a defense that forced 10 turnovers in four playoff games en route to winning Super Bowl XLVII
- Recorded 1 tackle and 2 PD, including one late in the fourth quarter during the Ravens' final goal-line stand, in the 34-31 victory in Super Bowl XLVII vs. SF (2/3/13)...The defense held the 49ers to 22% (2-of-9) on third down
- Started and tied a then-career high with 7 tackles in the 25-15 victory at Cle. (11/4)
- Tied a then-career high with 7 tackles (all solo) and posted 1 PD in the 31-29 victory vs. Dal. (10/14)

2011: (BALTIMORE RAVENS – 12/3, 2/1)

- Produced 18 tackles (all solo), 8 PD and 2 INTs (48 return yards) for the NFL's third-ranked defense (288.9 ypg)...Missed four games due to an ankle injury
- Totaled 3 tackles, 1 PD and 1 INT for a team that forced 7 turnovers in two playoff games...Posted 1 special teams FR
- Started his first-career postseason game and had 1 tackle and 1 INT for a defense that picked off QB Tom Brady twice, not allowing him to throw a TD and holding him to a 57.5 passer rating in the AFC Championship at NE (1/22/12)

REGULAR SEASON

| Year | Team | GP | GS | TACKLES | | | SACKS | | INTERCEPTIONS | | | | | FUMBLES | | |
|---------------|-----------|-----------|-----------|------------|------------|-----------|------------|------------|---------------|------------|------------|----------|-----------|----------|----------|------------|
| | | | | TT | Solo | Asst. | No. | Yards | No. | Yards | LG | TD | PD | FF | FR | Yards |
| 2011 | Baltimore | 12 | 3 | 18 | 18 | 0 | 0.0 | 0.0 | 2 | 48 | 32 | 0 | 8 | 0 | 0 | 0 |
| 2012 | Baltimore | 11 | 2 | 31 | 27 | 4 | 0.0 | 0.0 | 0 | 0 | 0 | 0 | 3 | 0 | 0 | 0 |
| 2013 | Baltimore | 16 | 16 | 58 | 49 | 9 | 0.0 | 0.0 | 2 | 0 | 0 | 0 | 15 | 2 | 0 | 0 |
| 2014 | Baltimore | 8 | 8 | 28 | 22 | 6 | 0.0 | 0.0 | 1 | 31 | 31 | 0 | 6 | 0 | 0 | 0 |
| 2015 | Baltimore | 16 | 16 | 54 | 48 | 6 | 1.0 | 0.0 | *3 | 24 | 24t | *1 | 10 | 0 | 0 | 0 |
| 2016 | Baltimore | 11 | 11 | 32 | 29 | 3 | 0.0 | 0.0 | 0 | 0 | 0 | 0 | 4 | 0 | 0 | 0 |
| 2017 | Baltimore | 12 | 12 | 28 | 26 | 2 | 0.0 | 0.0 | 3 | 58 | 50t | *1 | 9 | 0 | 1 | 47t |
| 2018 | Baltimore | 12 | 10 | 45 | 34 | 11 | 0.0 | 0.0 | 2 | 4 | 4 | 0 | 9 | 0 | 0 | 0 |
| Totals | | 98 | 78 | 294 | 253 | 41 | 1.0 | 0.0 | 13 | 165 | 50t | 2 | 64 | 2 | 1 | 47t |

*LED TEAM

SPECIAL TEAMS TACKLES (5): 2011 (2); 2012 (3)

CAREER SINGLE-GAME HIGHS [REGULAR SEASON]

Total Tackles:

11 (12/9/18 at KC)

Solo Tackles:

10 (12/9/18 at KC)

Sacks:

1 (9/20/15 at Oak.)

INTs:

2 (12/30/18 vs. Cle.)

Passes Defensed:

3 4 times (last: 12/30/18 vs. Cle.)

Forced Fumbles:

1 2 times (12/8/13 vs. Min.)

Fumble Recoveries:

1 (10/8/17 at Oak.)

Additional Statistics: Returned a fumble 47 yards for a TD at Oak. (10/8/17)

POSTSEASON

| Year | Team | GP | GS | TACKLES | | | SACKS | | INTERCEPTIONS | | | | | FUMBLES | | |
|---------------|-----------|----------|----------|------------------------|-----------|----------|------------|------------|---------------|-----------|-----------|----------|----------|----------|----------|----------|
| | | | | TT | Solo | Asst. | No. | Yards | No. | Yards | LG | TD | PD | FF | FR | Yards |
| 2011 | Baltimore | 2 | 1 | 3 | 1 | 2 | 0.0 | 0.0 | 1 | 39 | 39 | 0 | 1 | 0 | 1 | 4 |
| 2012 | Baltimore | 4 | 0 | 3 | 3 | 0 | 0.0 | 0.0 | 0 | 0 | 0 | 0 | 2 | 0 | 0 | 0 |
| 2014 | Baltimore | 0 | 0 | INJURED RESERVE - FOOT | | | -- | -- | -- | -- | -- | -- | -- | -- | -- | -- |
| 2018 | Baltimore | 1 | 1 | 7 | 7 | 0 | 0.0 | 0.0 | 0 | 0 | 0 | 0 | 1 | 0 | 0 | 0 |
| Totals | | 7 | 2 | 13 | 11 | 2 | 0.0 | 0.0 | 1 | 39 | 39 | 0 | 4 | 0 | 1 | 4 |

22 JIMMY SMITH

- Posted 2 tackles from scrimmage and 1 FR on special teams that led to the Ravens' first TD in the 20-13 victory in the Divisional Playoff vs. Hou. (1/15/12)
- Started his first-career NFL game and netted 1 solo tackle and 1 INT (32 return yards) in the 24-10 victory at Cle. (12/4)
- Netted 3 solo tackles, 1 PD and pulled in his first-career INT, which led to a Ravens' TD on the very next play, for a defense that forced 3 turnovers vs. Cin. (11/20)
- Saw action in his first-career game before leaving the contest on the opening kickoff with an ankle injury in the 35-7 victory vs. Pit. (9/11)

— COLLEGE —

- Played in 47 games (27 starts) at Colorado, totaling 183 tackles, 18 PD and 3 INTs...Allowed just 11 completions and one first down in man coverage as a junior and senior
- Earned first-team All-Big 12 honors (coaches, *Phil Steele* and *collegefootballnews.com*) and Honorable Mention All-Big 12 (*Associated Press*) as a senior in 2010 after posting 70 tackles (57 solo), adding 2.5 TFL, 5 PD and 1 FR

— HIGH SCHOOL —

- Prepped at Colton (CA) HS, where he earned first-team All-Southeastern Conference honors at WR and CB
- Also received first-team All-County recognition
- Posted 47 stops, 15 PD, 2 INTs, 2 FFs and 1 FR as a senior... Added 53 receptions for 1,123 yards and 14 TDs as a WR



— SMITH'S COMMUNITY IMPACT —

- Hosted the Jimmy Smith Football Camp at Towson University (2014), Grand Terrace (CA) High School and Landsdowne (MD) High School (2015)
- Joined fellow teammates to visit patients undergoing treatment for breast cancer at Mercy Medical Center, as part of the Ravens' Breast Cancer Awareness initiative (2014)
- Interacted with children undergoing medical treatment at Johns Hopkins Hospital (2014)
- Participated in the Ravens' 10th annual Holiday Helpers event at Target to shop for gifts with Baltimore youth (2014)
- Alongside Giant Food, helped distribute 150 holiday food baskets to families in need at the Harry & Jeanette Weinberg Family Center YMCA (2014)
- Shopped and delivered gifts to deserving Salvation Army (2013-14) and United Way (2016) families in Baltimore City





83 WILLIE SNEAD IV

WIDE RECEIVER
5-11 | 200

COLLEGE: BALL STATE HS: MUSKEGON HEIGHTS (MI)
BORN: 10/17/92, WINTER PARK, FL
EXP. (NFL/RAVENS): 5/2 GP/GS (PLAYOFFS): 57/29 (3/1)



— KEY TRANSACTIONS —

- Signed a two-year offer sheet from Baltimore as a restricted free agent (NO) on 4/20/18
- Signed to New Orleans' active roster on 12/29/14
- Signed to New Orleans' practice squad on 12/11/14
- Signed to Carolina's practice squad on 9/23/14
- Originally signed by Cleveland as a rookie free agent on 5/12/14 but was released on 8/30 after training camp

— CAREER HIGHLIGHTS —

- In 2018, registered a team-high 62 receptions for 651 yards and a TD, helping the Ravens produce a single-season franchise-record 5,999 total net yards...Produced 38 first downs, tying (RB Gus Edwards) for second most on the team
- In 2016, posted career highs with 72 catches and 4 TDs, adding 895 receiving yards for the NFL's No. 1 offense
- In 2016, completed a 50-yard TD pass to RB Tim Hightower vs. LAR (11/27)...Became the first non-QB to throw a TD pass for New Orleans since RB Deuce McAllister
- Tallied a career-best 984 receiving yards in 2015, with 69 receptions and 3 TDs
- In 2015, made first-career start and recorded first-career 100-yard receiving game (141 yards on 6 receptions) at Phi. (10/11)

— PERSONAL —

- Father (Willie III) played at the University of Florida and was drafted by the New York Jets in 1989...Also played for the Houston Oilers
- Wears the No. 83 because his daughters (Nilah, 5) and (Chilee, 2) were born on the 8th and 3rd of the month
- Has participated as a counselor at the Manning Passing Academy throughout college and professional career

— SEASON RECAPS —

2018: (BALTIMORE RAVENS – 16/10, 1/1)

- Registered a team-high 62 receptions for 651 yards and a TD, helping the Ravens produce a single-season franchise-record 5,999 total net yards...Produced 38 first downs, tying (RB Gus Edwards) for second most on the team
- Led the team with 5 receptions for 58 yards in the 20-12 win vs. TB (12/16)...Of his 5 receptions, 3 resulted in first downs, including 2 on third down
- Posted a team-leading 7 catches for 58 yards vs. Pit. (11/4)...His receptions tied a season-best (10/14 at Ten.)

- Posted his first-career rush, which gained 13 yards, also adding 3 receptions for 23 yards vs. NO (10/21)
- Registered a team-high 6 receptions – 4 of which earned first downs – for 56 yards in the 26-14 win at Pit. (9/30)
- Was one of six Ravens to find the end zone in the 47-3 season-opening win vs. Buf. (9/9)...Finished with 4 catches for 49 yards and 1 TD

2017: (NEW ORLEANS SAINTS – 11/7, 2/0)

- Finished the season with 8 receptions for 92 yards
- Caught 2 passes for 18 yards, including a 13-yard grab on fourth-and-10 in the fourth quarter that set up a go-ahead FG in the Divisional playoff at Min. (1/14/18)
- Recorded a 7-yard reception in the Wild Card playoff vs. Car. (1/7/18)
- Posted 2 receptions for 23 yards vs. Car. (12/3)
- Appeared on both offense and special teams, recording a 12-yard reception and 1 KOR for 18 yards vs. Was. (11/19)

2016: (NEW ORLEANS SAINTS – 15/4)

- Finished the season with 895 receiving yards on 72 receptions and 4 TDs, also adding 1 TD pass, helping the Saints finish with the NFL's top-ranked offense
- Recorded 5 receptions for 38 yards and completed a 50-yard TD pass to RB Tim Hightower vs. LAR (11/27)... Became the first non-quarterback to throw a TD pass for New Orleans since RB Deuce McAllister
- Caught a team-high 5 receptions for 47 yards, including a career-high 2 TDs, vs. Den. (11/13)...Added 1 ST tackle
- Tallied 9 receptions for a career-high 172 yards and added 1 TD in the season opener vs. Oak. (9/11)

2018

GAME-BY-GAME OFFENSE

| RAVENS Date/Opp. | RECEIVING | | | | | RUSHING | | | | |
|---------------------|-----------|------------|-------------|-----------|----------|----------|-----------|-------------|-----------|----------|
| | No. | Yds. | Avg. | LG | TD | No. | Yds. | Avg. | LG | TD |
| 9/9 vs. Buf. | 4 | 49 | 12.3 | 20 | 1 | 0 | 0 | 0.0 | 0 | 0 |
| 9/13 @ Cin. | 5 | 54 | 10.8 | 19 | 0 | 0 | 0 | 0.0 | 0 | 0 |
| 9/23 vs. Den. | 3 | 39 | 13.0 | 17 | 0 | 0 | 0 | 0.0 | 0 | 0 |
| 9/30 @ Pit. | 6 | 56 | 9.3 | 14 | 0 | 0 | 0 | 0.0 | 0 | 0 |
| 10/7 @ Cle. | 5 | 55 | 11.0 | 17 | 0 | 0 | 0 | 0.0 | 0 | 0 |
| 10/14 @ Ten. | 7 | 60 | 8.6 | 24 | 0 | 0 | 0 | 0.0 | 0 | 0 |
| 10/21 vs. NO | 3 | 23 | 7.7 | 9 | 0 | 1 | 13 | 13.0 | 13 | 0 |
| 10/28 @ Car. | 5 | 54 | 10.8 | 19 | 0 | 0 | 0 | 0.0 | 0 | 0 |
| 11/4 vs. Pit. | 7 | 58 | 8.3 | 26 | 0 | 0 | 0 | 0.0 | 0 | 0 |
| 11/18 vs. Cin. | 5 | 51 | 10.2 | 17 | 0 | 0 | 0 | 0.0 | 0 | 0 |
| 11/25 vs. Oak. | 0 | 0 | 0.0 | 0 | 0 | 0 | 0 | 0.0 | 0 | 0 |
| 12/2 @ Atl. | 1 | 8 | 8.0 | 8 | 0 | 0 | 0 | 0.0 | 0 | 0 |
| 12/9 @ KC | 5 | 61 | 12.2 | 16 | 0 | 0 | 0 | 0.0 | 0 | 0 |
| 12/16 vs. TB | 5 | 58 | 11.6 | 28 | 0 | 0 | 0 | 0.0 | 0 | 0 |
| 12/22 @ LAC | 0 | 0 | 0.0 | 0 | 0 | 0 | 0 | 0.0 | 0 | 0 |
| 12/30 vs. Cle. | 1 | 25 | 25.0 | 25 | 0 | 0 | 0 | 0.0 | 0 | 0 |
| Totals | 62 | 651 | 10.5 | 28 | 1 | 1 | 13 | 13.0 | 13 | 0 |
| Playoffs | | | | | | | | | | |
| 1/6/19 vs. LAC | 3 | 50 | 16.7 | 29 | 0 | 0 | 0 | 0.0 | 0 | 0 |
| Totals | 3 | 50 | 16.7 | 29 | 0 | 0 | 0 | 0.0 | 0 | 0 |

83 WILLIE SNEAD IV

2015: (NEW ORLEANS SAINTS – 15/8)

- Recorded 69 catches for 984 yards and 3 TDs after earning a spot on the Saints' 53-man roster...Both reception and receiving yardage totals were the second-most among those making their NFL debuts in 2015
- Made first-career start and finished with 141 yards on 6 receptions at Phi. (10/11)...It also marked his first-career 100-yard receiving game
- Registered his first-career TD, adding 4 catches for 44 yards vs. TB (9/20)

2014: (NEW ORLEANS/CAROLINA/CLEVELAND – 0/0)

- Joined the Saints' practice squad on 12/11
- Spent time on Carolina's practice squad after being released by the Browns on 8/30
- Originally signed with Cleveland as an undrafted rookie free agent on 5/12

— COLLEGE —

- Played in 37 games (29 starts) in three years at Ball State, totaling 223 receptions for 2,991 yards – both school records – and 26 TDs...Ranks No. 2 in Ball State history for career 100-yard receiving games (13)
- As a junior, totaled 106 receptions for 1,516 yards and 15 TDs, which are all single-season school records, en route to earning first-team All-MAC honors
- As a sophomore, recorded 1,148 receiving yards and 9 TDs on 89 catches

— HIGH SCHOOL —

- Prepped at Muskegon Heights (MI) HS, where he finished his career with 4,000 passing yards and 40 TD passes as a QB, adding 2,500 rushing yards and 29 rushing TDs
- Was named Michigan Player of the Year after totaling 2,500 passing yards and 10 TDs and rushing for 1,320 yards and 13 TDs in 2010
- Also played basketball

REGULAR SEASON

| Year | Team | GP | GS | RECEIVING | | | | | RUSHING | | | | | |
|---------------|--------------|-----------|-----------|------------|--------------|----------------|-----------|----------|----------|-----------|-------------|-----------|----------|----------|
| | | | | No. | Yards | Avg. | LG | TD | No. | Yards | Avg. | LG | TD | |
| 2014 | NO/Car./Cle. | 0 | 0 | -- | -- | PRACTICE SQUAD | -- | -- | -- | -- | -- | -- | -- | -- |
| 2015 | New Orleans | 15 | 8 | 69 | 984 | 14.3 | 63 | 3 | 0 | 0 | 0.0 | 0 | 0 | 0 |
| 2016 | New Orleans | 15 | 4 | 72 | 895 | 12.4 | 49 | 4 | 0 | 0 | 0.0 | 0 | 0 | 0 |
| 2017 | New Orleans | 11 | 7 | 8 | 92 | 11.5 | 26 | 0 | 0 | 0 | 0.0 | 0 | 0 | 0 |
| 2018 | Baltimore | 16 | 10 | *62 | 651 | 10.5 | 28 | 1 | 1 | 13 | 13.0 | 13 | 0 | 0 |
| Totals | | 57 | 29 | 211 | 2,622 | 12.4 | 63 | 8 | 1 | 13 | 13.0 | 13 | 0 | 0 |

*LED TEAM

Additional Statistics: Completed a 50-yard TD pass to RB Tim Hightower vs. LAR (11/27/16); Fielded a punt for no gain vs. TB (11/5/17); Returned a kickoff 18 yards vs. Was. (11/19/17); Returned a kickoff 13 yards vs. Cle (12/30/18)

CAREER SINGLE-GAME HIGHS (REGULAR SEASON)

RECEIVING

Receptions:
10 (12/21/15 vs. Det.)

Yardage:
172 (9/11/16 vs. Oak.)

Long Gain:
63 (9/13/15 at Ari.)

Touchdowns:
2 2 times (last: 11/13/16 vs. Den.)

RUSHING

Carries:
1 (10/21/18 vs. NO)

Yardage:
13 (10/21/18 vs. NO)

Long Gain:
13 (10/21/18 vs. NO)

Touchdowns:
None


POSTSEASON

| Year | Team | GP | GS | RECEIVING | | | | | RUSHING | | | | | |
|---------------|-------------|----------|----------|-----------|-----------|-------------|-----------|----------|----------|----------|------------|----------|----------|----------|
| | | | | No. | Yards | Avg. | LG | TD | No. | Yards | Avg. | LG | TD | |
| 2017 | New Orleans | 2 | 0 | 3 | 25 | 8.3 | 13 | 0 | 0 | 0 | 0.0 | 0 | 0 | 0 |
| 2018 | Baltimore | 1 | 1 | 3 | 50 | 16.7 | 29 | 0 | 0 | 0 | 0.0 | 0 | 0 | 0 |
| Totals | | 3 | 1 | 6 | 75 | 12.5 | 29 | 0 | 0 | 0 | 0.0 | 0 | 0 | 0 |

— SNEAD IV'S COMMUNITY IMPACT —

- Hosted the Willie Snead IV Football Camp in Muskegon Heights, MI (2019)
- Continued to promote the NFL and Ravens' PLAY 60 initiative by participating in the PLAY 60 Caravan at Fort Garrison Elementary School (2018)
- Distributed 200 turkeys at Mt. Zion Baptist Church with former Ravens teammate WR John Brown (2018)
- Participated in the Saints Summer Camp to mentor youth football players (2017)





79 RONNIE STANLEY

TACKLE
6-6 | 315

COLLEGE: NOTRE DAME HS: BISHOP GORMAN (LAS VEGAS, NV)

BORN: 3/18/94, LOS ANGELES, CA

EXP. (NFL/RAVENS): 4/4 GP/GS (PLAYOFFS): 42/42 (1/1)



— KEY TRANSACTIONS —

- Ronnie Stanley was selected by the Ravens in the first round (sixth overall) of the 2016 NFL Draft

— HONORS —

- Pro Bowl second alternate (2018)

— CAREER HIGHLIGHTS —

- In 2018, helped Baltimore produce the NFL's No. 2 rushing attack, which totaled 2,441 yards (152.6 ypg)...Marked the second-most rushing yards in franchise single-season history...Baltimore also tallied a single-season team-record 5,999 total yards...Ravens permitted the NFL's sixth-fewest sacks (32, tied Panthers)
- In 2017, helped the Ravens produce the NFL's ninth-ranked scoring attack (24.7 ppg)...Over the last nine games of the season, Baltimore averaged the league's second-most points per contest (29.4)
- Started 12 games at LT as a rookie in 2016, helping QB Joe Flacco post a team-record 4,317 passing yards

— PERSONAL —

- An avid soccer fan, Stanley visited Russia to attend the 2018 World Cup during the offseason
- Stanley is 50 percent Tongan, (his mother, Julie, was born in Tonga), and in 2015, he earned the Polynesian Player of the Year Award, given annually by the Polynesian Football Hall of Fame to the most outstanding Polynesian college football player
- Is an advocate of pet adoption and supporting animal shelters...Went to the Baltimore BARCS Animal Shelter, where he adopted a pit bull (named Lola) during his 2016 rookie season and then a pit mix (named Rico) in the spring of 2017
- Attended Bishop Gorman (Las Vegas, NV) HS with former Orioles and current Giants outfielder Joey Rickard (Rickard is three years older)

— SEASON RECAPS —

2018: (BALTIMORE RAVENS – 15/15, 1/1)

- Earned Pro Bowl second-alternate honors, helping Baltimore produce the NFL's No. 2 rushing attack, which totaled 2,441 yards (152.6 ypg)...Marked the second-most rushing yards in franchise single-season history... Baltimore also tallied a single-season team-record 5,999 total yards...Ravens permitted the NFL's sixth-fewest sacks (32, tied Panthers)

- Helped the Ravens' rushing attack gain a season-high 296 yards in the 26-24 win vs. Cle. (12/30)...Marked the third-most rushing yards in franchise single-game history
- Protected QB Lamar Jackson, allowing him to complete 12 of 22 passes for a career-high 204 yards and 1 TD in the 22-10 win at LAC (12/22)
- Part of an O-line that helped pave the way for 242 rushing yards in the 20-12 win vs. TB (12/16)...Baltimore became the first team since 1976 (Steelers) to rush for at least 190 yards in five-consecutive games
- Started at LT for an offensive line that helped the Ravens produce 207 rushing yards in the 26-16 win at Atl. (12/2)... Marked the first time in franchise history Baltimore rushed for at least 200 yards in three-consecutive games
- Started at LT and helped Baltimore's offense rack up 416 yards, including 242 on the ground, in the 34-17 win vs. Oak. (11/25)...Marked the fourth time in franchise history the Ravens produced back-to-back 200-yard rushing games
- Started at LT for an O-line that helped produce the sixth-most rushing yards (267) in team history in the 24-21 win vs. Cin. (11/18)...Marked the first time in NFL history that a team had a *rookie* QB (Lamar Jackson, 119) and RB (Gus Edwards, 115) each surpass 100 rushing yards in a game
- Was a gameday inactive (ankle) vs. Pit. (11/4)
- Started at LT for an O-line that helped pave the way for 451 total yards (the most ever by a Ravens' team at Pittsburgh) in the 26-14 win at Pit. (9/30)
- Started for an O-line that helped protect QB Joe Flacco, allowing him to record 376 passing yards (the sixth-highest total of his career) and 2 TDs at Cin. (9/13)
- Started at LT and helped protect QB Joe Flacco, allowing him to complete 25 of 34 passes for 236 yards and 3 TDs in the 47-3 season-opening win vs. Buf. (9/9)

2017: (BALTIMORE RAVENS – 15/15)

- The Ravens permitted the league's seventh-fewest sacks (27, tied Vikings), helping the team produce the NFL's ninth-ranked scoring attack (24.7 ppg)...Over the last nine games of the season, Baltimore averaged the league's second-most points per contest (29.4)
- Protected QB Joe Flacco, allowing him to complete 26 of 42 passes for a season-high 288 yards and 1 TD in the 27-10 win at Cle. (12/17)
- Played for an O-line that protected QB Joe Flacco, allowing 0 sacks and helping the Ravens produce a season high in points in the 44-20 victory vs. Det. (12/3)
- Part of an O-line that helped pave the way for 139 rushing yards and 2 rushing TDs in the 23-16 win vs. Hou. (11/27)

79 RONNIE STANLEY

- Inactive (concussion) in the 23-0 win at GB (11/19)
- Part of an offensive line that did not permit a sack, while paving the way for a season-high 174 rushing yards in a 40-0 win vs. Mia. (10/26)
- Started at LT for an offense that did not allow a sack and generated 143 rushing yards in the 30-17 win at Oak. (10/8)
- Started at LT for an O-line that helped the Ravens register 136 rushing yards and QB Joe Flacco throw for 2 TDs in a 24-10 win vs. Cle. (9/17)
- Started (LT) for an O-line that helped the Ravens' rushing attack gain 157 yards, while also permitting just 1 sack, in the 20-0 season-opening victory vs. Cin. (9/10)

2016: (BALTIMORE RAVENS – 12/12)

- Started 12 games at LT as part of an O-line that helped protect QB Joe Flacco, allowing him to register a career-high 64.9 completion percentage and throw for a franchise-record 4,317 yards...Missed four games with a foot injury
- Part of an O-line that did not permit a sack, allowing QB Joe Flacco to connect on 36 passes on 47 attempts for 381 yards and 4 TDs in the 38-6 win vs. Mia. (12/4)...The Ravens had 496 yards of offense, ranking sixth most in team history
- Started at LT and helped the Ravens generate 396 yards of offense in the 28-7 win vs. Cle. (11/10)

- Recorded his first-career start and protected QB Joe Flacco, who went 22-of-33 for 258 yards and 1 TD, in the 13-7 season-opening victory vs. Buf. (9/11)

— COLLEGE —

- Played in 41 games at Notre Dame, making 39-straight starts to conclude his career
- Allowed just 4 QB hurries, 4 QB hits and 3 sacks as a senior in 2015, earning several first-team All-American honors... Also a semifinalist for the Lombardi Award (nation's top player) and Outland Trophy (nation's top interior lineman)
- Registered 16 knockdown blocks and allowed just 1 sack, the fewest of the Irish O-Lineman in 2014, earning Notre Dame Offensive Lineman of the Year


— HIGH SCHOOL —

- Prepped at Bishop Gorman (Las Vegas, NV) HS, where he was a three-year starter who helped his team to a combined 43-3 record, three-straight state titles and final No. 5 national ranking in 2011
- As a senior, was ranked as the best player in Nevada and 15th-best OT in the nation by *Rivals.com*...Also garnered All-State and All-League honors
- Standout basketball player whose team finished with a No. 11 national ranking and won a state championship in 2011

— STANLEY'S COMMUNITY IMPACT —

- Participated in the Ravens' Signature Project with M&T Bank to renovate the facility and visit with children at the Webster Kendrick Boys & Girls Club in Baltimore (2019)
- Participated in Anthony Levine Sr.'s 10th Annual Home Run Derby & Softball Game with Ravens teammates (2019)
- Visited Baltimore's Dunbar High School football team to deliver Zappos Shoes/gift cards to the team (2018)
- Participated in the Maryland SPCA Dog Show contest (2018)
- Attended the announcement of the Ravens' five-year partnership with Up2Us Sports, which will help continue the team's social responsibility efforts to improve the Baltimore community through youth sports (2018)
- Hosted a special advanced screening of *Jumanji: Welcome to the Jungle* for youth from Casey Cares, the Boys & Girls Club of Metropolitan Baltimore and the Beyond Type 1 foundation (2017)
- Attended the Ravens Flock Festival at M&T Bank Stadium following the day he was drafted...Joined fans in interactive games while the team announced its remaining draft selections (2016)
- Joined the 2016 rookie class at the Helping Up Mission in Baltimore City, visiting with and serving lunch to residents
- Took children from the Casey Cares Foundation, an organization that provides uplifting programs with a special touch to critically ill children, on a Halloween costume shopping trip to Party City (2016)
- Joined youth from Woodson Elementary and George Washington Elementary to participate in the annual United Way and Hometown Huddle Ravens' TEAM Challenge event at Under Armour's Banner Field in Baltimore City (2016)
- Dedicated supporter of the BARCS Animal Shelter in Baltimore, where he adopted his dogs, Lola and Rico...Advocate for Show Your Soft Side, a campaign developed to combat the alarming incidence of animal abuse in Baltimore
- Supports teammates' charitable endeavors, including Tony Jefferson's "Shop With A Jock" holiday shopping event (2017) and former player Lardarius Webb's annual Softball Game (2016-17)





29



EARL THOMAS III

COLLEGE: TEXAS HS: WEST ORANGE-STARK (WEST ORANGE, TX)

BORN: 5/7/89, ORANGE, TX

EXP. (NFL/RAVENS): 10/1 GP/GS (PLAYOFFS): 125/125 (12/12)



ALWAYS MORE.
NEVER LESS.

SAFETY

5-10 | 220

— KEY TRANSACTIONS —

- Signed a four-year deal with the Baltimore Ravens as an unrestricted free agent (Sea.) on 3/15/19
- Placed on Injured Reserve (leg) on 10/2/18
- Placed on Injured Reserve (tibia) on 12/6/16
- Re-signed with the Seahawks on 4/29/14
- Originally selected by the Seattle Seahawks in the first round (14th overall) of the 2010 NFL Draft

— HONORS —

- Six-time Pro Bowler (2011-15, 2017)
- *Associated Press* first-team All Pro (2012-14)
- *Associated Press* second-team All-Pro (2011, 2017)
- *The Sporting News* first-team All-Pro (2012-15, 2017)
- PFWA All-NFL (2012-14)
- NFC Defensive Player of the Week (Week 5, 2017)

— CAREER HIGHLIGHTS —

- Entering 2019, owns 637 total tackles, 28 INTs (2 returned for TDs), 67 PD, 10 FFs and 5 FRs (1 returned for a TD)
- Since entering the NFL in 2010, his 28 INTs rank No. 2 among NFL safeties (Reggie Nelson, 31)
- Has registered a career-high 5 INTs in a season three separate times (2010, 2013 & 2015)
- Tallied 3 INTs in 2018, despite playing in just four games
- With his assistance, the Seahawks allowed the NFL's fewest points in four-consecutive seasons (2012-15)
- Helped the Seahawks produce five Top 5 defenses (yards allowed) during his nine-year Seattle tenure, including the NFL's No. 1 unit in both 2013 and 2014
- Twice played in the Super Bowl (2013 & 2014 seasons), with Seattle capturing the Super Bowl XLVIII title vs. Den.
- Earned NFC Defensive Player of the Week for his performance, which included 7 tackles, 1 INT, and a key goal-line FF deep in Seahawk territory, at LAR (10/8/17)
- Scored his third-career TD on a 34-yard FR forced by DE Cliff Avril at NO (10/30/16)...Also recorded 2 tackles

— PERSONAL —

- He and wife, Nina, were HS sweethearts...They have three children: Kaleigh (6), Kamila (1) and newborn Earl IV
- Made a donation to Speed City Summer Track Club, run by Barbara Humphrey (mother of CB Marlon Humphrey) as a gesture of gratitude for Marlon giving Earl No. 29
- Younger brother, Seth, played CB at McNeese State
- Is an active member of his church, where his late grandfather, Earl Thomas, was pastor

— SEASON RECAPS —

2018: (SEATTLE SEAHAWKS – 4/4, 0/0)

- Started four games before being placed on Injured Reserve (leg) on 10/2...In those four contests, totaled 22 tackles (16 solo) and 3 INTs with 5 PD
- Registered 4 tackles and 1 PD before leaving in the fourth quarter with a broken lower leg at Ari. (9/30)
- Recorded his second-career multi-INT game with 2 INTs, also tying the team lead with 7 tackles, vs. Dal. (9/23)
- Tallied 6 tackles at Chi. (9/17)
- Notched an INT and returned the pick 25 yards, resulting in a TD on the following play, at Den. (9/9)...Totalled 5 tackles and 2 PD

2017: (SEATTLE SEAHAWKS – 14/14)

- Accumulated 88 tackles (56 solo) and 2 INTs returned for 97 yards, including 1 TD...Named to his sixth Pro Bowl and the *Associated Press* All-Pro second team
- Closed the season totaling 6 tackles (5 solo) vs. Ari. (12/31)
- Led team with 11 tackles, tying a season high, in the Christmas Eve matchup at Dal. (12/24)
- Totalled 8 tackles and 1 PD vs. LAR (12/17)
- Posted 9 tackles at Jax. (12/10)
- Scored his fourth-career TD on a career-long 78-yard INT return vs. Hou. (10/29)...Also tallied 5 tackles
- Earned NFC Defensive Player of the Week honors when he posted 7 tackles, 1 INT and a key goal-line FF deep in Seahawk territory at LAR (10/8)...His 2 turnovers contributed to the Seahawks' 5 total takeaways

2018

GAME-BY-GAME DEFENSE SEAHAWKS

| Date/Opp. | TT | Solo | Asst. | Sacks | INT | PD | FF | FR |
|-----------------|-----------|-----------|----------|------------|-------------|----------|----------|----------|
| 9/9 @ Den. | 5 | 3 | 2 | 0-0 | 1-25 | 2 | 0 | 0 |
| 9/17 @ Chi. | 6 | 4 | 2 | 0-0 | 0-0 | 0 | 0 | 0 |
| 9/23 vs. Dal. | 7 | 6 | 1 | 0-0 | 2-0 | 2 | 0 | 0 |
| 9/30 @ Ari. | 4 | 3 | 1 | 0-0 | 0-0 | 1 | 0 | 0 |
| 10/7 vs. LAR | | | | | | | | |
| 10/14 @ Oak. | | | | | | | | |
| 10/28 @ Det. | | | | | | | | |
| 11/4 vs. LAC | | | | | | | | |
| 11/11 @ LAR | | | | | | | | |
| 11/15 vs. GB | | | | | | | | |
| 11/25 @ Car. | | | | | | | | |
| 12/2 vs. SF | | | | | | | | |
| 12/10 vs. Min. | | | | | | | | |
| 12/16 @ SF | | | | | | | | |
| 12/23 vs. KC | | | | | | | | |
| 12/30 vs. Ari. | | | | | | | | |
| Totals | 22 | 16 | 6 | 0-0 | 3-25 | 5 | 0 | 0 |
| Playoffs | | | | | | | | |
| 1/5/19 @ Dal. | | | | | | | | |
| Totals | 0 | 0 | 0 | 0-0 | 0-0 | 0 | 0 | 0 |

29 EARL THOMAS III

- Led team with 7 tackles and notched 1 PD as part of a defensive unit that did not allow any passing yards in the second half vs. Ind (10/1)...The Colts registered just 32 yards rushing in the second half
- Led team with 11 tackles, also recording 1 PD, at GB (9/10)

2016: (SEATTLE SEAHAWKS – 11/11, 0/0)

- Totaled 46 tackles, 2 INTs and a career-high 10 PD, in addition to 1 FR returned 34 yards for a TD
- Suffered a fractured lower leg vs. Car (12/4)... Was placed on Injured Reserve (tibia) on 12/6
- Registered 4 tackles before leaving the game due to a hamstring injury vs. Phi (11/20)...Was inactive for the following game at TB (11/27), bookending his unbroken streak of games played, starting the first 106 games (118 regular season and postseason combined)
- Tied his season-high mark and led the Seahawks with 9 tackles at NE (11/13)
- Scored his third-career TD on a 34-yard FR forced by DE Cliff Avril at NO (10/30)...Also recorded 2 tackles
- Snagged an INT for his second-consecutive game to set up Seattle's game-winning FG vs. Atl. (10/16)
- Notched 6 tackles and his first INT of 2016 at NYJ (10/2)

2015: (SEATTLE SEAHAWKS – 16/16, 2/2)

- Ended the season with 61 tackles (42 solo), 5 INTs returned for 67 yards, 9 PD and 1 FF...Played every defensive snap in multiple games...His 5 INTs on the season tied a career-high (2013)
- Recorded 9 tackles in the Divisional Playoff at Car. (1/17/16)
- Notched 4 tackles in the Wild Card win at Min. (1/10/16)
- Notched his fifth INT of the season, tying a career-high mark (2013), and returned it 10 yards to set up a Seattle FG at Ari. (1/3/16)
- Snagged his fourth INT of the season (20th of his career) and returned it 25 yards in the final minutes of the first half, setting up a TD and a 21-0 lead in the win at Min. (12/6)
- Netted a season-high 6 tackles for a defense that limited the Steelers to 58 rushing yards in the victory vs. Pit. (11/29)
- Posted an end zone INT vs. Ari. (11/15)...Also recorded 4 solo tackles
- Played every snap for a defense that limited the 49ers to fewer than 100 yards in both the rushing and passing columns in the win at SF (10/22)...Added 5 tackles
- Recorded back-to-back games with an INT, producing 1 pick and 4 tackles vs. Car. (10/18)

REGULAR SEASON

| Year | Team | GP | GS | TACKLES | | | SACKS | | INTERCEPTIONS | | | | | FUMBLES | | |
|---------------|---------|------------|------------|------------|------------|------------|------------|------------|---------------|------------|------------|----------|-----------|-----------|----------|------------|
| | | | | TT | Solo | Asst. | No. | Yards | No. | Yards | LG | TD | PD | FF | FR | Yards |
| 2010 | Seattle | 16 | 16 | 72 | 60 | 12 | 0.0 | 0.0 | *5 | 68 | 34 | 0 | 7 | 1 | 0 | 0 |
| 2011 | Seattle | 16 | 16 | 92 | 67 | 25 | 0.0 | 0.0 | 2 | 19 | 11 | 0 | 7 | 1 | 2 | 0 |
| 2012 | Seattle | 16 | 16 | 61 | 39 | 22 | 0.0 | 0.0 | 3 | 80 | 57t | 1 | 8 | 1 | 1 | 0 |
| 2013 | Seattle | 16 | 16 | 100 | 75 | 25 | 0.0 | 0.0 | 5 | 9 | 11 | 0 | 9 | 2 | 0 | 0 |
| 2014 | Seattle | 16 | 16 | 95 | 69 | 26 | 0.0 | 0.0 | 1 | 47 | 47 | 0 | 5 | *3 | 1 | 0 |
| 2015 | Seattle | 16 | 16 | 61 | 42 | 19 | 0.0 | 0.0 | *5 | 67 | 32 | 0 | 9 | 1 | 0 | 0 |
| 2016 | Seattle | 11 | 11 | 46 | 24 | 22 | 0.0 | 0.0 | 2 | 5 | 5 | 0 | 10 | 0 | 1 | 34t |
| 2017 | Seattle | 14 | 14 | 88 | 56 | 32 | 0.0 | 0.0 | *2 | 97 | 78t | 1 | 7 | 1 | 0 | 0 |
| 2018 | Seattle | 4 | 4 | 22 | 16 | 6 | 0.0 | 0.0 | *3 | 25 | 25 | 0 | 5 | 0 | 0 | 0 |
| Totals | | 125 | 125 | 637 | 448 | 189 | 0.0 | 0.0 | 28 | 417 | 78t | 2 | 67 | 10 | 5 | 34t |

*LED TEAM (tied for INT lead in 2018 and FF lead in 2014)

SPECIAL TEAMS TACKLES (17): 2010 (4); 2011 (2); 2012 (3); 2013 (3); 2014 (2); 2015 (3)

CAREER SINGLE-GAME HIGHS [REGULAR SEASON]

| | | |
|--|--|---|
| Total Tackles: 12 2 times (last: 12/28/14 vs. STL) | INTs: 2 2 times (last: 9/23/18 vs. Dal.) | Forced Fumbles: 2 (11/16/14 at KC) |
| Solo Tackles: 11 (12/28/14 vs. STL) | Passes Defensed: 4 (10/18/15 vs. Car.) | Fumble Recoveries: 1 5 times (10/30/16 at NO) |
| Sacks: None | | |

Additional Statistics: Returned an INT 78 yards for a TD vs. Hou. (10/29/17); Returned a fumble 34 yards for a TD at NO (10/30/16); Returned an INT 57 yards for a TD at Buf. (12/16/12); Returned a blocked punt for a TD vs. KC (11/28/10)

POSTSEASON

| Year | Team | GP | GS | TACKLES | | | SACKS | | INTERCEPTIONS | | | | | FUMBLES | | | |
|---------------|---------|-----------|-----------|-------------------------|-----------|-----------|------------|------------|---------------|----------|----------|----------|----------|----------|----------|----------|----|
| | | | | TT | Solo | Asst. | No. | Yards | No. | Yards | LG | TD | PD | FF | FR | Yards | |
| 2010 | Seattle | 2 | 2 | 12 | 12 | 0 | 0.0 | 0.0 | 0 | 0 | 0 | 0 | 1 | 0 | 0 | 0 | |
| 2012 | Seattle | 2 | 2 | 8 | 3 | 5 | 0.0 | 0.0 | 2 | 1 | 2 | 0 | 2 | 0 | 0 | 0 | |
| 2013 | Seattle | 3 | 3 | 24 | 17 | 7 | 0.0 | 0.0 | 0 | 0 | 0 | 0 | 3 | 0 | 0 | 0 | |
| 2014 | Seattle | 3 | 3 | 25 | 17 | 8 | 0.0 | 0.0 | 0 | 0 | 0 | 0 | 2 | 1 | 0 | 0 | |
| 2015 | Seattle | 2 | 2 | 13 | 5 | 8 | 0.0 | 0.0 | 0 | 0 | 0 | 0 | 1 | 0 | 0 | 0 | |
| 2016 | Seattle | 0 | 0 | INJURED RESERVE - TIBIA | | | -- | -- | -- | -- | -- | -- | -- | -- | -- | -- | -- |
| 2018 | Seattle | 0 | 0 | INJURED RESERVE - LEG | | | -- | -- | -- | -- | -- | -- | -- | -- | -- | -- | -- |
| Totals | | 12 | 12 | 82 | 54 | 28 | 0.0 | 0.0 | 2 | 1 | 2 | 0 | 9 | 1 | 0 | 0 | |

29 EARL THOMAS III

- Recorded Seattle's first INT of the season on a QB Andy Dalton pass, returning it 32 yards at Cin. (10/11)...Added 2 solo tackles
- Part of a unit that shut down the Bears' offense, limiting it to 48 net passing yards, in the 26-0 victory vs. Chi. (9/27)
- Registered a team-high 9 tackles, adding 1 FF, at STL (9/13)

2014: (SEATTLE SEAHAWKS – 16/16, 3/3)

- Tallied his second-highest season total in tackles (95), also recording 1 INT returned 47 yards and 5 PD...Was named to his fourth-consecutive Pro Bowl and earned multiple first-team All-Pro honors
- In Super Bowl XLIX, totaled 9 tackles (8 solo) and played every defensive snap vs. NE (2/1/15)
- Notched 5 tackles (4 solo) for a defense that held the Packers to 3-of-14 on third down in the NFC Championship vs. GB (1/18/15)
- Led team with 11 tackles, adding 2 PD and 1 FF, in the Divisional Playoff vs. Car. (1/10/15)...His FF came on the first play of the game
- Tied a career high with 12 tackles (11 solo), also forcing a fumble at the Seahawks' goal line that resulted in a turnover and touchback vs. STL (12/28)
- Totaled 8 tackles (7 solo) and 1 special teams tackle in the victory vs. SF (12/14)
- Produced 1 tackle and 1 FR on a RB LeSean McCoy fumble on the first play of the third quarter in the win at Phi. (12/7)
- Led the team with 11 tackles (10 solo) and posted 2 FFs that led to 10 Seahawks' points at KC (11/16)
- Intercepted QB Eli Manning, for Thomas' first pick of the season, in the end zone and returned it 47 yards vs. NYG (11/9)...Also added 6 tackles
- Led the team with 9 tackles in the win at Car. (10/26)
- Notched 5 tackles and served as the Seahawks' primary punt returner for the first time in his career, registering 2 PRs for 3 yards, in the season-opening win vs. GB (9/4)

2013: (SEATTLE SEAHAWKS – 16/16, 3/3)

- En route to winning Super Bowl XLVIII, registered a career-high 100 tackles, also matching a career high with 5 INTs... Recorded 9 PD and 2 FFs
- In the Super Bowl XLVIII victory vs. Den. (2/2/14), totaled 7 tackles (6 solo), 1 TFL and 1 PD as part of a unit that limited the Broncos to just 1 TD
- Tallied 6 tackles (4 solo) in the NFC Championship win vs. SF (1/19/14)
- Posted 11 tackles and 2 PD in the Divisional Playoff vs. NO (1/11/14)
- Ranked No. 2 on the team with 9 tackles vs. Ari. (12/22)
- Snagged an INT off QB Eli Manning, Thomas' fifth of the season, also adding 4 tackles in the shutout at NYG (12/15)
- Registered 6 tackles for a defense that limited the Saints to 44 rushing yards vs. NO (12/2)

- Led the team for the second-consecutive game in tackles with 12 (8 solo) vs. TB (11/3)
- Posted a team-high 10 solo tackles and 1 PD at STL (10/28)
- Recorded an INT in back-to-back games with his snag at Ari. (10/17)...Added 6 solo tackles and another PD
- Caught his third INT of the season and posted 6 tackles (5 solo) in the win vs. Ten. (10/13)
- Led the team with 9 tackles (all solo) vs. Ind. (10/6)
- Recorded his second INT of the season, adding 7 solo tackles and 1 FF, in the victory at Hou. (9/29)
- Snagged his first INT of the season at the Seattle 1-yard line and returned it 11 yards in the 29-3 victory vs. SF (9/15)...Added 3 solo tackles
- Forced a RB DeAngelo Williams fumble at the Seahawks' 8-yard line in the win at Car. (9/8)...Led the team in tackles with 10 stops

2012: (SEATTLE SEAHAWKS – 16/16, 2/2)

- Finished the regular season with 61 tackles and 3 INTs, 1 returned for a 57-yard TD...Totaled 8 PD, 1 FR and 1 FF
- Posted his second-consecutive game with a pick, intercepting QB Matt Ryan in the Divisional Playoff at Atl. (1/13/13)...Added 4 tackles (3 solo)
- Registered 1 INT and 4 tackles in the Wild Card matchup at Was. (1/6/13)
- Recorded the first INT-TD of his career, intercepting QB Ryan Fitzpatrick and returning the ball 57 yards at Buf. (12/16)...Added 5 tackles and 1 TFL in the 50-17 win
- Tallied 5 tackles and 1 special teams stop in the 58-0 victory vs. Ari. (12/9)
- Ranked second on the team with 7 tackles (4 solo) in the 28-7 win vs. NYJ (11/11)
- Intercepted QB Matthew Stafford at the Seattle 3-yard line and tallied 3 tackles at Det. (10/28)
- Snagged his first INT of the season off QB Tom Brady, returning the pick 23 yards, in the 24-23 win vs. NE (10/14)... Added 5 tackles
- Totaled 4 tackles and 1 FF in the win vs. GB (9/24)
- Notched 2 solo tackles and 1 PD in the win vs. Dal. (9/16)... Also recovered a muffed KOR on the opening kickoff of the game to take control for Seattle

2011: (SEATTLE SEAHAWKS – 16/16)

- Posted a then-career high 92 tackles, adding 2 INTs, 7 PD, 2 FRs and 1 FF, en route to earning his first-ever Pro Bowl
- In the season finale, forced a fumble and posted 4 tackles (3 solo), at Ari. (1/1/12)
- Snagged his second pick of the season, adding to the Seahawks' 4 total INTs, in the win at Chi. (12/18)...Also posted 4 tackles and 1 FR, which set up a Seattle TD drive
- Tallied 5 tackles (4 solo) and a QB hit, along with 1 special teams tackle, in the win vs. Phi. (12/1)

29 EARL THOMAS III

- Was the team leader in tackles for the third-consecutive game, posting 8 (7 solo) and 1 PD in the win vs. Bal. (11/13)
- Led the team with 8 tackles, including 1 TFL, at Dal. (11/6)
- Led the team with a season-high 10 tackles vs. Cin. (10/30)
- Tallied his first INT of the season, returning a QB Eli Manning pick 8 yards, in the victory at NYG (10/9)...Added 4 tackles and 1 FR off a strip-sack
- Totaled 9 tackles, including 2 TFL, vs. Atl. (10/2)
- Notched 8 tackles (6 solo), including 2 TFL, and 1 special teams stop in the season opener at SF (9/11)
- Snagged 2 INTs, including the first of his career, and returned them a collective 55 yards, in the win vs. SD (9/26)...Also posted 6 tackles and 1 QB hit
- Recorded the second-most tackles by a Seahawks' defender in his second game, totaling 7 solo tackles and 1 special teams stop at Den. (9/19)
- In his NFL debut, registered 6 tackles (4 solo), 1 TFL and 1 special teams tackle in the 31-6 win vs. SF (9/12)

— COLLEGE —

2010: (SEATTLE SEAHAWKS – 16/16, 2/2)

- In a breakout rookie campaign, racked up 72 tackles and a team-leading 5 INTs, along with 1 FF
- Posted 4 tackles in the Divisional Playoff at Chi. (1/16/11)
- In his first-career postseason appearance, started and notched 8 solo tackles and 1 PD in the Wild Card matchup vs. NO (1/8/11)
- Made his first-career FF, adding 3 tackles, vs. TB (12/26)
- Posted 7 tackles (6 solo) vs. Atl. (12/19)
- Returned a blocked punt 10 yards for a TD, his first-career score, vs. KC (11/28)...Added 8 tackles (7 solo)
- Intercepted QB Drew Brees in the end zone and had 8 tackles (6 solo) at NO (11/21)
- Tied for the team lead with 7 tackles (all solo), adding 1 special teams stop, in the win at Ari. (11/14)
- Caught his fourth INT of the season and returned it 14 yards in the win vs. Ari. (10/24)...Added 3 solo tackles and 1 additional PD
- Intercepted QB Sam Bradford at the Seattle goal line, marking Thomas' second-consecutive game notching a pick, at STL (10/3)
- Declared for the NFL after his redshirt sophomore season
- Started all 27 games during his two playing seasons at Texas, posting 135 tackles (97 solo), 10 INTs (returned a total 149 yards) and 21 PD...His 10 INTs rank 11th on the Longhorns' career record list
- As a redshirt sophomore in 2009, was named a finalist for the Jim Thorpe Award (nation's top DB) and earned All-American first-team honors from the *Associated Press*, the Football Writers Association of America, the Walter Camp Football Foundation, *NFL Draft Report* and the American Football Coaches Association
- In 2009, was a unanimous All-Big 12 first-team choice after recording 65 tackles (46 solo), 1 FF and a league-leading (third in nation) 8 INTs, which also set a school single-season record

— HIGH SCHOOL —

- Attended West Orange-Stark (West Orange, TX) HS, where he earned All-State honors and was a three-year starter at DB, RB and WR...Helped the team to a 24-2 record over his final two seasons
- Recorded 112 career tackles and 11 INTs...Added 2 KOR-TDs and 2 PR-TDs...Also registered 1,850 rushing yards and 2,140 receiving yards
- Also lettered in basketball, baseball and track & field

— THOMAS' COMMUNITY IMPACT —



- Launched in 2013, the Earl Thomas III Guardian Angel Foundation focuses on working with children affected by ADD and ADHD
- Since the inception of his Guardian Angel Foundation, has held an annual holiday event that provides winter clothing for youth in need...Hosted families at a Seattle Mall where they could meet Santa and have a unique holiday experience
- Remains active with PLAY 60, the NFL's movement for a more active generation
- Hosted a free youth football camp in his hometown of Orange, TX (2012-19)
- Along with former UT teammate and NFL RB Jamaal Charles, donated \$50,000 each to help purchase food, clothes and shelter and aid recovery efforts after Hurricane Harvey (2017)
- Chartered buses for fans from his hometown to attend his alma mater's state championship appearance (2016)
- Hosted "Seahawks and Steaks," where he and his teammates became waitstaff and served a four-course meal to guests in support of his Guardian Angel Foundation (2014)
- Annually sponsors giveaways for Thanksgiving turkeys and winter coats



53

MATTHEW THOMAS

LINEBACKER
6-3 | 244

COLLEGE: FLORIDA STATE HS: BOOKER T. WASHINGTON (MIAMI, FL)
BORN: 7/21/95, MIAMI, FL
EXP. (NFL/RAVENS): 2/1 GP/GS (PLAYOFFS): 10/0 (0/0)



— KEY TRANSACTIONS —

- Signed with Ravens to a reserve/future contract on 1/2/19
- Released by the Steelers on 12/1/18 but then added to Pittsburgh's practice squad on 12/4/18
- Signed with the Pittsburgh Steelers as a rookie free agent on 5/10/18

— CAREER HIGHLIGHTS —

- In 2018, his first NFL season, played primarily on special teams, making the Steelers' 53-man roster as an undrafted free agent and seeing action in 10 games
- Notched his first-career tackle in the win vs. Atl. (10/7/18)

— PERSONAL —

- Thomas' mother, Mariska Nyon, is a native of the Republic of Suriname in South America

— SEASON RECAPS —

2018: (PITTSBURGH STEELERS – 10/0)

- Played primarily on special teams in his first NFL season, making the Steelers' 53-man roster as a rookie free agent
- Assisted on 1 special teams tackle in the 52-21 Thursday Night Football victory vs. Car. (11/8)
- Registered his first-career tackle in the win vs. Atl. (10/7)
- Posted 1 special teams tackle vs. Bal. (9/30)
- Notched a special teams tackle on the opening kickoff of the second half in the victory at TB (9/24)

— COLLEGE —

- Played in 33 games (27 starts) at Florida State, recording 92 tackles (114 solo), including 25.5 TFL, 4 sacks and 1 INT

- In 2017, his senior season, started 12 games and led the defense with 85 tackles, including 10 TFL, 2 sacks, 1 FR and 2 PD...Was also the team leader in sacks for seven individual games on the season
- Was Florida State's leading tackler in 2016, notching 77 stops in 13 games (12 starts)...Spent the 2015 season off the field with a medical redshirt
- In 2014, played eight games (three starts) in his sophomore season...Posted 26 tackles, including 2.5 TFL
- Played in four games as a true freshman in 2013

— HIGH SCHOOL —

- Prepped at Booker T. Washington (Miami, FL) HS, where he was a U.S. Army All-American selection
- Recorded 53 tackles and 7 sacks as a senior... That season, won a state championship playing both LB and DE...Earned first-team All-Dade County honors
- Notched 102 tackles and 13 sacks in 2011 as a junior

2018

GAME-BY-GAME DEFENSE STEELERS

| Date/Opp. | TT | Solo | Asst. | Sacks | INT | PD | FF | FR |
|----------------|----------|----------|----------|------------|------------|----------|----------|----------|
| 9/9 @ Cle. | | | | | | | | |
| 9/16 vs. KC | | | | | | | | |
| 9/24 @ TB | | | | | | | | |
| 9/30 vs. Bal. | | | | | | | | |
| 10/7 vs. Atl. | 1 | 1 | 0 | 0-0 | 0-0 | 0 | 0 | 0 |
| 10/14 @ Cin. | | | | | | | | |
| 10/28 vs. Cle. | | | | | | | | |
| 11/4 @ Bal. | | | | | | | | |
| 11/8 vs. Car. | | | | | | | | |
| 11/18 @ Jax. | | | | | | | | |
| 11/25 @ Den. | | | | | | | | |
| 12/2 vs. LAC | | | | | | | | |
| 12/9 @ Oak. | | | | | | | | |
| 12/16 vs. NE | | | | | | | | |
| 12/23 @ NO | | | | | | | | |
| 12/30 vs. Cin. | | | | | | | | |
| Totals | 1 | 1 | 0 | 0-0 | 0-0 | 0 | 0 | 0 |

REGULAR SEASON

| Year | Team | GP | GS | TACKLES | | | SACKS | | INTERCEPTIONS | | | | FUMBLES | | | | |
|---------------|------------|-----------|----------|----------|----------|----------|------------|------------|---------------|----------|----------|----------|----------|----------|----------|----------|----------|
| | | | | TT | Solo | Asst. | No. | Yards | No. | Yards | LG | TD | PD | FF | FR | Yards | |
| 2018 | Pittsburgh | 10 | 0 | 1 | 1 | 0 | 0.0 | 0.0 | 0 | 0 | 0 | 0 | 0 | 0 | 0 | 0 | 0 |
| Totals | | 10 | 0 | 1 | 1 | 0 | 0.0 | 0.0 | 0 | 0 | 0 | 0 | 0 | 0 | 0 | 0 | 0 |

SPECIAL TEAMS TACKLES (3): 2018 (3)

CAREER SINGLE-GAME HIGHS [REGULAR SEASON]

| | | |
|---|---------------------------------|-----------------------------------|
| Total Tackles: 1 (10/7/18 vs. Atl.) | INTs: None | Forced Fumbles: None |
| Solo Tackles: 1 (10/7/18 vs. Atl.) | Passes Defensed: None | Fumble Recoveries: None |
| Sacks: None | | |



9

KICKER
6-1 | 183



JUSTIN TUCKER

COLLEGE: TEXAS **HS:** WESTLAKE (AUSTIN, TX)

BORN: 11/21/89, HOUSTON, TX

EXP. (NFL/RAVENS): 8/8 **GP/GS (PLAYOFFS):** 112/0 (7/0)



— CAREER HIGHLIGHTS —

- Is the most accurate kicker in NFL history at 90.1%, connecting on 237 of 263 FG attempts
- Is the first kicker in NFL history to produce six seasons with 30-plus FGM (2012-13, 2015-18)
- In 2018, became the fastest pure kicker in league history to reach the 900-point (107 games) and 800-point milestone (95 games)...Only Gino Cappelletti (a WR/kicker combo from 1960-70) did it faster (106 & 93 games, respectively)
- Owns an NFL-record seven-career games with multiple 50-plus-yard FGs...Is 20-of-24 on 50-plus-yard kicks since the 2016 season
- In 2016, earned his second Pro Bowl invitation and was a unanimous first-team All-Pro selection after producing perhaps the greatest season ever by an NFL kicker... Scored a single-season franchise-record 141 points, connecting on 38 of 39 FGs (lone miss was a block) and 27 of 27 PATs
- In 2016, Tucker's 38 FGs ranked first in the NFL, while he was 10-for-10 from 50-plus yards, tying (Blair Walsh, 2012) for the most such kicks in NFL single-season history...An NFL single-season record 24 of Tucker's 38 FGs made came from 40 yards or beyond (he was 24-of-24 on such boots)
- Fastest kicker in NFL history to make 100 FGs (50 games) and to reach the 500-point milestone (60 games), overtaking Hall of Famer Jan Stenerud (61 games)
- Since 2012, ranks first in the NFL with 237 FGs made and is second in points (952)
- Owns 13-career game-winning FGs (12 regular season and 1 playoff), connecting on 8 of those in road games
- Became just the ninth kicker in league history to make 3 FGs of 50-plus yards in a single game, connecting on kicks of 52, 57 & 54 yards, vs. Cin. (11/27/16)
- Since PATs were moved to the 15-yard line in 2015, Tucker (131-of-132) owns the NFL's top success rate (99.2)
- Kicked a franchise-record 61-yard game-winning FG as part of a franchise-record 6 FGs (29, 24, 32, 49, 53 and 61) in the 18-16 victory at Det. (12/16/13), becoming the only kicker in NFL history to kick FGs from the 20-, 30-, 40-, 50- and 60-yard ranges in a single game
- His nine-career AFC Special Teams Player of the Week awards are the most in franchise history
- Is a six-time AFC Special Teams Player of the Month honoree, ranking three more than Ravens legends S Ed Reed & K Matt Stover for the most POM awards in franchise history

— KEY TRANSACTIONS —

- Signed a four-year contract extension (through 2023 season) with the Ravens on 4/24/19
- Re-signed (four-year deal) with Baltimore on 7/15/16
- Signed with the Ravens as a rookie free agent on 5/29/12

— HONORS —

- Two-time Pro Bowler (2013, 2016)
- *Associated Press* first-team All-Pro (2013, 2016, 2018)
- *Associated Press* second-team All-Pro (2017)
- PFWA first-team All-Pro (2013, 2016, 2018)
- PFWA All-AFC (2017-18)
- Pro Bowl first alternate (2017-18)
- Six-time AFC Special Teams Player of the Month (November, 2018; September, 2018; November, 2017; September, 2016; November, 2014; November, 2013)
- Nine-time AFC Special Teams Player of the Week (Week 16, 2018; Week 3, 2018; Week 12, 2016; Week 8, 2015; Week 4, 2015; Week 3, 2014; Week 15, 2013; Week 12, 2013; Week 10, 2013)
- GMC "Never Say Never" Moment winner (Week 15, 2013)
- *USA Today* All-Joe Team (2012)

— PERSONAL —

- He and wife, Amanda, have a son, Easton (3)
- Can sing opera in seven different languages: English, Spanish, French, German, Italian, Latin and Russian
- Sang "Ave Maria" and "O Holy Night" at the Catholic Charities Christmas Festival at the Baltimore Basilica (2015-16)...Appeared on the 2018 CBS show "Most Valuable Performer," winning the competition when he sang "Ave Maria"
- Likes to do impressions of celebrities such as George W. Bush, Matthew McConaughey, Christopher Walken and former teammate Ray Lewis
- Pre-game ritual is to lay out his entire uniform (helmet to cleats) on the floor in front of his locker, just as childhood football hero Deion Sanders did

— SEASON RECAPS —

2018: (BALTIMORE RAVENS – 16/0, 1/0)

- Earned first-team All-Pro and Pro Bowl first-alternate honors after connecting on 35 of 39 FGAs (misses were from 53 and 65 yards, and he had 2 kicks blocked)...Scored a franchise-record 141 points for the third-straight season, becoming the NFL's only kicker to surpass the 140 mark in each of the past three years

9 JUSTIN TUCKER

- Produced 10 points, connecting on 3 FGAs and 1 PAT, in the 22-10 win at LAC (12/22)... Became the first kicker in NFL history to produce six seasons with 30-plus FGM.. Earned AFC Special Teams Player of the Week honors (his ninth-career award) for the performance
- Made all 4 FG attempts (41, 21, 45, 47 yards) and was 2-for-2 on PATs in the 26-16 win at Atl. (12/2)... Marked the 14th time in his career that Tucker made at least 4 FGs in a game
- Named AFC Special Teams Player of the Month for November after connecting on 8 of 8 FGAs, a perfect 6-for-6 on PATs, his sixth-career POM award
- Connected on both FGAs (47 and 28 yards) and was a perfect 3-for-3 on PATs in the 34-17 win vs. Oak. (11/25)... With his 10 points on the day, Tucker became the fastest pure kicker in league history to reach 900 career points, doing so in his 107th game... The only overall player to reach the milestone faster was WR/K Gino Cappelletti (106)
- Nailed all 3 FGAs, which included a season-long 56-yarder, in the 24-21 win vs. Cin. (11/18)... His 24-yard FG in the fourth quarter marked the 13th game-winning FG (including playoffs) of his career
- Named AFC Special Teams Player of the Month for September after connecting on 9 of 10 FGAs, a perfect 12-for-12 on PATs, and 3-for-3 on 50-yard-plus FGM
- Connected on two 52-yard FGs, setting an NFL-record with six-career games with multiple 50-plus-yard FGs in the 27-14 win vs. Den. (9/23)... Earned his eighth-career AFC Special Teams Player of the Week for his performance

SIX SEASONS WITH 30 FGs

In 2018's Week 16 win at LAC, **K Justin Tucker** became the first kicker in NFL history to produce six seasons with 30-or-more FGs made. He made 35 FGs in 2018.

MOST SEASONS WITH 30-PLUS FIELD GOALS MADE (NFL History)

| Rk. | Kicker | Seasons |
|-----|-----------------------------|----------|
| 1. | Justin Tucker (Bal.) | 6 |
| 2. | David Akers (Phi. & SF) | 5 |
| | John Carney (SD, NO & NYG) | 5 |
| | Stephen Gostkowski (NE) | 5 |

TUCKER TIDBITS

- Since PATs were moved back to the 15-yard line in 2015, Tucker (131-of-132) has produced the NFL's best PAT percentage (99.2).
- Tucker's 92.4 career FG% when kicking on grass (134-of-145) ranks as the NFL's best of all time.
- Tucker's 93.4 career FG% in the second half/OT (114-of-122) ranks as the NFL's best second half/OT mark of all time.
- Tucker is a six-time AFC Special Teams Player of the Month, which ranks three more than legends S Ed Reed & K Matt Stover for the most POM awards in Ravens history. (Tucker has also earned a team-record nine AFC Special Teams Player of the Week honors.)
- Tucker's 6 FGs on 12/16/13 at Det. set a team record and a single-game NFL high in 2013. Against the Lions, he became the first NFL kicker ever to connect from the 20-, 30-, 40-, 50- & 60-yard range in a game.

REGULAR SEASON

| Year | Team | GP | FIELD GOALS | | | | POINT AFTER TOUCHDOWNS | | | |
|---------------|-----------|------------|----------------|-------------|-----------|----------|------------------------|-------------|----------|------------|
| | | | FG Made-Att. | Percent | LG | BLK | PAT Made-Att. | Percent | BLK | Points |
| 2012 | Baltimore | 16 | 30-33 | 90.9 | 56 | 0 | 42-42 | 100.0 | 0 | 132 |
| 2013 | Baltimore | 16 | 38-41 | 92.7 | 61 | 0 | 26-26 | 100.0 | 0 | 140 |
| 2014 | Baltimore | 16 | 29-34 | 85.3 | 55 | 1 | 42-42 | 100.0 | 0 | 129 |
| 2015 | Baltimore | 16 | 33-40 | 82.5 | 52 | 0 | 29-29 | 100.0 | 0 | 128 |
| 2016 | Baltimore | 16 | 38-39 | 97.4 | 57 | 1 | 27-27 | 100.0 | 0 | 141 |
| 2017 | Baltimore | 16 | 34-37 | 91.9 | 57 | 1 | 39-39 | 100.0 | 0 | 141 |
| 2018 | Baltimore | 16 | 35-39 | 89.7 | 56 | 2 | 36-37 | 97.3 | 0 | 141 |
| Totals | | 112 | 237-263 | 90.1 | 61 | 5 | 241-242 | 99.6 | 0 | 952 |

SPECIAL TEAMS TACKLES (5): 2012 (1); 2015 (1); 2017 (3)

Additional Statistics: Threw an incomplete pass on a fake FG attempt vs. Was. (10/9/16)

CAREER SINGLE-GAME HIGHS (REGULAR SEASON)

SCORING:

Most Points Scored: 18 (12/16/13 at Det.)

PATs:

Number Attempted: 7 (11/11/12 vs. Oak.)
Number Made: 7 (11/11/12 vs. Oak.)
Consecutive PATs Made: 222 (9/10/12-10/21/18)

FIELD GOALS

Number Attempted: 6 (12/16/13 at Det.)
Number Made: 6 (12/16/13 at Det.)
Longest Attempted: 65 (12/22/18 at LAC)
Longest Made: 61 (12/16/13 at Det.)

POSTSEASON

| Year | Team | GP | FIELD GOALS | | | | POINT AFTER TOUCHDOWNS | | | |
|---------------|-----------|----------|--------------|-------------|-----------|----------|------------------------|--------------|----------|-----------|
| | | | FG Made-Att. | Percent | LG | BLK | PAT Made-Att. | Percent | BLK | Points |
| 2012 | Baltimore | 4 | 4-4 | 100.0 | 47 | 0 | 16-16 | 100.0 | 0 | 28 |
| 2014 | Baltimore | 2 | 4-4 | 100.0 | 52 | 0 | 7-7 | 100.0 | 0 | 19 |
| 2018 | Baltimore | 1 | 1-2 | 50.0 | 33 | 0 | 2-2 | 100.0 | 0 | 5 |
| Totals | | 7 | 9-10 | 90.0 | 52 | 0 | 25-25 | 100.0 | 0 | 52 |

9 JUSTIN TUCKER

2017: (BALTIMORE RAVENS – 16/0)

- Earned *Associated Press* second-team All-Pro honors after connecting on 34 of 37 FGAs and tying his franchise record of 141 total points...Tucker made his last 19 kicks, and his lone misses on the season were from 46 (blocked), 58 and 62 yards
- Connected on 3 FGAs, scoring his 800th-career point and becoming the fastest pure kicker in league history to reach the 800 milestone in the 23-16 victory vs. Ind. (12/23)
- Made all 3 of his FG attempts (38, 46, 51) and went a perfect 5-of-5 on PATs, helping the Ravens produce a season high in points in the 44-20 win vs. Det. (12/3)
- Named AFC Special Teams Player of the Month for November after converting on 8-of-8 FGAs and 6-of-6 on PATs in the month
- Scored 11 points, connecting on both PATs and all 3 FGAs (53, 31, 49) in a 23-16 win vs. Hou. (11/27)
- Scored his 700th-career point, connecting on 3 of 3 FGAs and 3 PATs in the 30-17 victory at Oak. (10/8)

2016: (BALTIMORE RAVENS – 16/0)

- Earned his second Pro Bowl invitation and was a unanimous first-team All-Pro selection after producing perhaps the greatest season ever by an NFL kicker...Scored a single-season franchise-record 141 points, connecting on 38 of 39 FGs (lone miss was a block) and 27 of 27 PATs
- Tucker's 38 FGs ranked first in the NFL, while he was 10-for-10 from 50-plus yards, tying (Blair Walsh, 2012) for the most such kicks in NFL single-season history...An NFL single-season record 24 of Tucker's 38 FGs made came from 40 yards or beyond (he was 24-of-24 on such boots)
- Produced 13 points hitting all 4 FGAs and 1 PAT at Pit. (12/25)
- Connected on his 10th FG of 50-plus yards in 2016, tying Blair Walsh (2012) for the most in NFL single-season history in the 27-26 win vs. Phi...Improved to 10-of-10 from 50-plus in 2016 and made a 47-yard FG and all 3 of his PATs

TUCKER'S GAME-WINNERS

13

Career game-winning FGs by K Justin Tucker:

- 2018: Week 11 vs. Cin., 24 yards
- 2016: Week 3 at Jax., 53 yards
- 2016: Week 2 at Cle., 49 yards
- 2015: Week 11 vs. STL, 47 yards
- 2015: Week 8 vs. SD, 39 yards
- 2015: Week 4 at Pit., 52 yards OT
- 2014: Week 3 at Cle., 32 yards
- 2013: Week 15 at Det., 61 yards
- 2013: Week 10 vs. Cin., 46 yards OT
- 2013: Week 5 at Mia., 44 yards
- 2012: Div. at Den., 47 yards 2OT
- 2012: Week 12 at SD, 38 yards OT
- 2012: Week 3 vs. NE, 27 yards

- Posted 11 points, connecting on 3 of 4 FGAs and 2 PATs at NE (12/12)...Tucker's streak of 35 consecutive FGs made was snapped when his first attempt was blocked...Streak ties (Adam Vinatieri, 2013-14) for the fifth longest of all time
- Connected on his 35th-straight FGA by converting a 55-yard boot and made all 5 PATs in the 38-6 win vs. Mia. (12/4)
- Earned AFC Special Teams Player of the Week after recording his fifth-career game with multiple 50-yard FGs made, becoming the first NFL kicker to make 3 FGs of 50-plus yards in the first half of a game, in the 19-14 victory vs. Cin. (11/27)...Finished 4-of-4 on FGAs (52, 57, 54, 36)
- Recorded his 12th game-winning FG on a 53-yarder with 1:02 left in the 19-17 win at Jax. (9/25)
- Kicked his 11th-career game-winner (49 yards) to spur Baltimore's second-largest comeback (20 points) in team history in the 25-20 win at Cle. (9/18)

2015: (BALTIMORE RAVENS – 16/0)

- Converted 33 of 40 FGAs and all 29 PATs (128 total points), becoming the fastest kicker in NFL history to score 500 points (60 games) in a career
- Made 50- and 37-yard FGs in the 20-17 victory vs. Pit. (12/27)
- Connected on 2 FGAs (38 and 31 yards) and 1 PAT to become the fastest kicker in NFL history to score 500 points (60 games) at Mia. (12/6)

TUCKER RANKS NO. 1

K Justin Tucker, the most accurate kicker ever, has hit 237 of 263 FGAs to post a 90.1% success mark. In 2018, he scored a franchise-record 141 points for the third-straight season, becoming the NFL's only kicker to surpass the 140 mark in each of the past three years.

BEST CAREER FIELD GOAL PERCENTAGE (NFL History / Min. 100 Att.)

| Rk. | Player | FGM-FGA | Pct. |
|-----|----------------------|----------------|-------------|
| 1. | Justin Tucker | 237-263 | 90.1 |
| 2. | Robbie Gould | 358-408 | 87.7 |
| 3. | Stephen Gostkowski | 367-420 | 87.4 |
| 4. | Dan Bailey | 207-239 | 86.6 |
| 5. | Mike Vanderjagt | 230-266 | 86.5 |



900 POINTS: IN 2018'S WEEK 12 WIN VS. OAKLAND, TUCKER BECAME THE FASTEST PURE KICKER IN LEAGUE HISTORY TO REACH THE 900-POINT MILESTONE, DOING SO IN HIS 107TH GAME. OF OVERALL PLAYERS, ONLY GINO CAPPELLETTI (A WR/PK COMBO FROM 1960-70) DID IT FASTER (106 GAMES).

9 JUSTIN TUCKER

- Converted his 10th-career game-winning FG from 47 yards in the 16-13 victory vs. STL (11/22)
- Named AFC Special Teams Player of the Week for the sixth time in his career after connecting on 5 FGs, including a 39-yard game-winner, in the 29-26 victory vs. SD (11/1)
- Earned his fifth-career AFC Special Teams Player of the Week award after scoring the game's final 10 points, including the game-tying and game-winning FGs, in the 23-20 come-from-behind, OT victory at Pit. (10/1)...Kicked a game-winning FG (52-yarder) to seal the victory...His 52-yard game-winner is the longest FG by an opponent at Heinz Field and ties (Jeff Reed, 2010) for longest overall
- Became the fastest kicker in NFL history to make 100 FGs, doing so in his 50th career contest, after connecting from 22, 21, 37 and 21 yards at Oak. (9/20)
- Connected on all 4 FGAs (28, 45, 52 and 25) and was true on all 7 PATs, totaling 19 points in two postseason contests
- Earned AFC Special Teams Player of the Month (Nov.) after scoring 33 points, connecting on all 7 FGAs and 12 PATs
- Produced 15 points, connecting on all 4 FGAs and all 3 PATs (his 100th-consecutive PAT) vs. SD (11/30)
- Connected on all 6 PATs and 2 of 3 FGAs (46, 49 and his 64-yard attempt was blocked) in the 48-17 win at TB (10/12)
- Earned AFC Special Teams Player of the Week honors after connecting on a 32-yard game-winner as time expired in the 23-21 victory at Cle. (9/21)...Finished with 11 points on 3 FGAs and 2 PATs...Passed K Billy Cundiff (294) for second place on the Ravens' career scoring list with 301
- Contributed 14 points, connecting on all 4 FGAs and both PATs in the 26-6 victory vs. Pit. (9/11)

2014: (BALTIMORE RAVENS – 16/0, 2/0)

- Connected on 29 of 34 FGAs and all 42 PATs for 129 points... Also, by scoring his 401st point in the season finale, Tucker became the second-fastest kicker in NFL history to reach the 400-point milestone, doing so in his 48th NFL game (Hall of Famer Jan Stenerud, 47 games)

2013: (BALTIMORE RAVENS – 16/0)

- Earned his first-career Pro Bowl nod after posting a then-franchise-record 140 points, including a franchise-record 38 FGM (on 41 attempts) and the third-highest FG percentage in Ravens history (92.7)...Made an impressive 33-consecutive FGs, the fifth-longest streak in NFL history

REGULAR SEASON

| Year | Team | 1-19 | 20-29 | 30-39 | 40-49 | 50+ | Total | Percent |
|----------------|-----------|------------|--------------|--------------|--------------|--------------|----------------|-------------|
| 2012 | Baltimore | 0-0 | 8-8 | 8-8 | 10-13 | 4-4 | 30-33 | 90.9 |
| 2013 | Baltimore | 0-0 | 10-10 | 12-13 | 10-11 | 6-7 | 38-41 | 92.7 |
| 2014 | Baltimore | 0-0 | 10-10 | 11-11 | 4-4 | 4-9 | 29-34 | 85.3 |
| 2015 | Baltimore | 0-0 | 10-10 | 9-9 | 10-11 | 4-10 | 33-40 | 82.5 |
| 2016 | Baltimore | 0-0 | 4-4 | 10-11 | 14-14 | 10-10 | 38-39 | 97.4 |
| 2017 | Baltimore | 0-0 | 7-7 | 11-11 | 11-12 | 5-7 | 34-37 | 91.9 |
| 2018 | Baltimore | 0-0 | 12-12 | 9-9 | 9-11 | 5-7 | 35-39 | 89.7 |
| Totals | | 0-0 | 61-61 | 70-72 | 68-76 | 38-57 | 237-263 | 90.1 |
| Percent | | 0.0 | 100.0 | 97.2 | 89.5 | 70.4 | 90.1 | |

(playoff games in gold)

2012 GAME-BY-GAME: (46, 40, 39); (56, 51, 48); (27); (45, 47WR); (28, 26, 39); (38); (51, 54); (43); (48, 34); (26, 41WR, 39); (43, 38, 38); (45, 23); (); (45); (23, 21, 30, 29); (45WL, 49); (23); (47); (); (19, 38)

2013 GAME-BY-GAME: (25, 30); (50WR, 44WR); (28, 45, 43); (35, 24); (42, 50, 25, 44); (23); (46, 38, 32); (51); (36, 46); (52, 21); (30, 26, 33, 53); (43, 34, 38, 45, 48); (); (29, 24, 32, 49, 53, 61); (37WL); (38, 22, 34)

2014 GAME-BY-GAME: (55WR, 38); (30, 23, 22, 20); (38, 21, 32); (57WL, 30); (52, 27); (46, 64B, 49); (38, 38); (45, 50, 53); (46); (); (31, 55); (33, 21, 29, 31); (); (22, 54SH, 54LU, 33); (); (25, 28); (28, 45, 52); (25)

2015 GAME-BY-GAME: (52, 44); (22, 21, 37, 31); (50WR, 21); (40, 42, 52); (51WL, 23); (22, 36, 45RU); (44); (48, 29, 48, 45, 39); (58WR); (51WR, 25, 20, 51WR, 47); (49, 35); (38, 31, 55WR); (28, 30); (); (37, 50); (28, 50, 49)

2016 GAME-BY-GAME: (50, 37); (52, 49, 41); (43, 42, 37, 54); (24, 43); (31); (23, 39, 35); (50, 49, 44); (49, 42); (25, 40); (46); (52, 57, 54, 36); (55); (34B, 50, 38); (53, 47); (41, 38, 46, 23); (30)

2017 GAME-BY-GAME: (25, 25); (58WR, 28); (); (62SH, 42); (22, 21, 44) (27, 31, 50); (48, 57, 47); (55, 48, 46B); (30, 49); (32, 39, 23); (53, 31, 49); (38, 46, 51); (47); (31, 43); (30, 39, 36); (46, 34)

2018 GAME-BY-GAME: (41, 39); (55); (52, 43B, 52); (47, 49, 28, 31); (44, 48B, 25, 32); (); (31); (); (23, 32, 37); (28, 56, 24); (47, 28); (41, 21, 45, 47); (28); (24, 35) (24, 53WL, 35, 65SH, 56); (38, 35, 44, 23); (33, 50WR)

POSTSEASON

| Year | Team | 1-19 | 20-29 | 30-39 | 40-49 | 50+ | Total | Percent |
|----------------|-----------|--------------|--------------|--------------|--------------|-------------|-------------|-------------|
| 2012 | Baltimore | 1-1 | 1-1 | 1-1 | 1-1 | 0-0 | 4-4 | 100.0 |
| 2014 | Baltimore | 0-0 | 2-2 | 0-0 | 1-1 | 1-1 | 4-4 | 100.0 |
| 2018 | Baltimore | 0-0 | 0-0 | 1-1 | 0-0 | 0-1 | 1-2 | 50.0 |
| Totals | | 1-1 | 3-3 | 2-2 | 2-2 | 1-2 | 9-10 | 90.0 |
| Percent | | 100.0 | 100.0 | 100.0 | 100.0 | 50.0 | 90.0 | |

9 JUSTIN TUCKER

- Kicked a franchise-record 61-yard game-winning FG, as part of a franchise-record 6 FGM (29, 24, 32, 49, 53, 61), in the 18-16 victory at Det. (12/16), becoming the only kicker in NFL history to kick FGs from 20-, 30-, 40-, 50- and 60-yard range in a single game
- Earned Special Teams Player of the Week and GMC “Never Say Never” Moment of the Week honors after kicking a franchise-record 61-yard game-winning FG, as part of a franchise-record 6 FGMs (29, 24, 32, 49, 53, 61) in the 18-16 victory at Det. (12/16)
- Made all 5 FGAs (16 points) in the 22-20 win vs. Pit. (11/28)
- Named AFC Special Teams Player of the Month (Nov.) after making all 14 FGAs and 7 PATs (49 points) in five games
- Named AFC Special Teams Player of the Week for the second time in three weeks, scoring 13 points by hitting all 4 FGAs and 1 PAT in the 19-3 win vs. NYJ (11/24)
- Earned AFC Special Teams Player of the Week honors after kicking his fifth-career game-winning FG (a 46-yarder in OT), as well as another FG in regulation (36 yards) and 2 PATs in the 20-17 win vs. Cin. (11/10)
- Totaled 14 points after connecting on 4 FGAs and both PATs in the 26-23 victory at Mia. (10/6)...His 44-yard FG with 1:42 remaining sealed the victory

2012: (BALTIMORE RAVENS – 16/0, 4/0)

- Named to *USA Today's* All-Joe Team, finishing with 132 points (rookie franchise record)...Connected on 90.9% of his FGAs (30 of 33), the second-best mark in franchise history and second best by a rookie kicker in NFL history
- Hit all 42 of his PATs, establishing a Ravens' single-season franchise record
- Became the Ravens' single-season leader of 50-yard FGs (4, broken with 6 in 2013 and then 10 in 2016)...Became the first rookie in NFL history to make 2 50-plus-yard FGs in two games
- One of only two rookie free agents (Deonte Thompson) to make the Ravens' 53-man opening-day roster
- Posted 28 points (4 FGs and 16 PATs), helping the Ravens score 124 points in four playoff games en route to winning Super Bowl XLVII
- Nailed the game-winning 47-yard FG in double-OT and connected on all 5 PATs in the 38-35 victory in the Divisional Playoff at Den. (1/12/13)
- Connected on all 4 PATs and both FGAs, including a 38-yarder with 5:38 remaining in the fourth quarter to extend the Ravens' lead to 34-29, in the 34-31 victory in Super Bowl XLVII vs. SF (2/3/13)
- Kicked a game-winning FG (38-yarder) with 1:07 remaining in the 16-13 OT victory at SD (11/25)...Was 3-of-3 on FGAs (including a game-tying 38-yarder as time expired in regulation to tie the game)
- Posted 13 points, while connecting on a franchise-record 7 PATs and both FGAs, as part of a team-record 55-point output vs. Oak. (11/11)
- Made both FGAs (51 and 54 yards) and 1 PAT at Hou. (10/21)
- Connected on all 3 FGAs (28, 26 and 39) in the 9-6 victory over the Chiefs at KC (10/7)...Also posted his first-career special teams tackle against the Chiefs
- Kicked his first game-winning FG (a 27-yarder as time expired) in the 31-30 victory vs. NE (9/23)
- Was true on all 3 FGAs, including a 56-yarder, and 2 PATs at Phi. (9/16)...The 56-yard FG tied a then-team record (Wade Richey)...Became the first rookie in NFL history to make 3 FGs of 48 yards or more in a single game
- Played in his first-career NFL game and connected on all 5 PATs and 3 FGAs vs. Cin. (9/10)

— COLLEGE —

- Kicked in a variety of roles at Texas, handling kickoff duties in 52 games and placekicking in 25 contests...Posted 190-career points by hitting 40 of 48 FGAs (83.3%, third in UT history) and all 71 PATs...Also a rugby-style punter, registering 155 punts for 6,283 yards (40.5 avg.)
- Saw action in all 13 games as a senior in 2011, making 17 of 21 FGAs (81.0%), including a 52-yard long...Earned second-team All-Big 12 honors by the *Associated Press* and one of UT's Frank Denius Most Valuable Special Teams Player Awards...Averaged 64.5 yards per kickoff with 12 TBs, adding 63 punts for 2,471 yards (39.2 avg.)...Connected on the game-winning FG at in-state rival Texas A&M, earning Big 12 Special Teams Player of the Week honors
- Handled kickoff and punting duties as a sophomore in 2009 for the 13-1 Longhorns, who earned a spot in the BCS National Championship game...Kicked off 99 times for an average of 62.3 yards per kick, adding 14 TBs
- Majored in music at Texas

— HIGH SCHOOL —

- Prepped at Westlake (Austin, TX) HS, where he was a three-year letterman, also playing CB, WR and safety
- Connected on 30 of 44 FGAs and 155 of 162 PATs, ranking as ESPN's No. 3 placekicker in the nation
- Earned third-team 5A All-State by the Texas Sports Writers Association and first-team All-District as a senior...Added 8 receptions for 185 yards and 2 TDs as a receiver
- Also lettered while playing for the soccer team

ALWAYS MORE.
NEVER LESS.



9 JUSTIN TUCKER



— TUCKER'S COMMUNITY IMPACT —

- Participated in the Ravens' Signature Project with M&T Bank to renovate the facility and visit with children at the Webster Kendrick Boys & Girls Club in Baltimore (2019)
- Partnered with Campbell's to donate 500 cans of soup for each FG Tucker made during the 2018 season to the Maryland Food Bank (2019)
- Participated in Anthony Levine Sr.'s 10th Annual Home Run Derby & Softball Game with Ravens teammates (2019)
- Played in former Raven Torrey Smith's Family Fund Charity Basketball Tournament (2019)
- Presented the Baltimore School for the Arts with a \$50,000 check for the school to continue its efforts in teaching the arts...Earned the money from his performance of Ave Maria on the CBS show "Most Valuable Performer" (2018)
- Joined teammates to sign autographs and play games during the Ravens' A Purple Evening, the team's annual event dedicated to female fans (2018)
- Participated in the Players Philanthropy Fund's Beltway Boards & Brews Cornhole Tournament at the Baltimore Museum of Industry (2017-18)
- Co-hosted Holiday Party for Mount Washington Pediatric Hospital fundraiser (2017)
- Teamed up with the Ravens and Verizon Wireless to launch a community-wide "Pass It Forward" campaign that included a full day of activities planned throughout the Baltimore area to surprise Ravens fans with random acts of kindness (2016)
- Joined Ravens alumni and teammates during Jameel McClain's 53 Families Thanksgiving event to serve a warm meal to families in need (2016)
- Performed "Ave Maria" at the Catholic Charities Christmas Festival that benefitted Gallagher Services, which supports adults with intellectual and developmental disabilities (2015-16)
- Supported former player Lardarius Webb at his Celebrity Softball Game (2016-17) and annual Thanksgiving food distribution at Webster Kendrick Boys and Girls Club (2015)...Also joined fellow Raven O.J. Brigance in the Brigance Brigade Zumbathon for ALS at the Downtown Merritt Athletic Club (2015)
- Participated in the Ravens 11th annual Holiday Helpers event at Target to shop for holiday gifts with Baltimore youth in need (2015)
- Attended TEAM CASA, the official charity team of the Maryland CASA Association, a fundraising event for the Baltimore Running Festival (2015)
- Volunteered with teammates and Ravens staff to support Habitat for Humanity of the Chesapeake in the building of 18 brand new rowhomes, three of which were funded by the Ravens Foundation, Inc (2013)...Presented keys for those three rowhomes to new homeowners in an unveiling ceremony (2014)
- Represented the Ravens at ribbon-cutting ceremonies for the City Springs Community Athletic Complex (2014) and Patterson Park's Youth Sports and Education Center (2013)
- Served as a host for the annual Goodwill Gridiron Halloween Party, a fundraiser with proceeds benefitting Goodwill Industries of the Chesapeake (2014-16)
- Joined Healthy Harbor Baltimore in bringing awareness to GamePlanEarth, a season-long environmental initiative established and led by the Ravens to help make Baltimore more sustainable (2014)
- Supports team holiday events such as the annual Medstar Union Memorial Hospital visit (2014) and the annual coat distribution to residents at the Helping Up Mission (2013-14, 2017-18)
- Served a Thanksgiving-themed meal and read stories to children at Paul's Place homeless shelter (2014)
- Joined former Ravens kicker Matt Stover for a holiday reading at Kennedy Krieger's annual Festival of Trees (2014)
- Participated in events that promote PLAY 60, the NFL movement for an active generation, including the Hispanic Heritage Football Clinic (2012), the Hometown Huddle Ravens' TEAM Challenge (2012-13) and Fuel Up to PLAY 60 Rewards Assembly (2014)



47 DE'LANCE TURNER

RUNNING BACK
5-11 | 214

COLLEGE: ALCORN STATE **HS:** PERRY CENTRAL (NEW AUGUSTA, MS)
BORN: 8/23/95, McLain, MS
EXP. (NFL/RAVENS): 2/2 **GP/GS (PLAYOFFS):** 4/0 (0/0)



— KEY TRANSACTIONS —

- Placed on Injured Reserve (hamstring) on 10/13/18
- Activated to the 53-man roster on 9/12/18
- Signed with the Ravens as a rookie free agent on 5/4/18

— CAREER HIGHLIGHTS —

- In 2018, saw action in four games as a rookie before being placed on Injured Reserve with a hamstring injury
- Recorded his first-career carry (4 yards) and reception (10 yards) in the 26-14 win at Pit. (9/30/18)
- Appeared in his first-career NFL game, playing 12 snaps on special teams at Cin. (9/13/18), after being activated to the 53-man roster on 9/12/18

— PERSONAL —

- Graduated from Alcorn State with a degree in psychology

— SEASON RECAPS —

2018: (BALTIMORE RAVENS – 4/0, 0/0)

- Recorded his first-career carry (4 yards) and reception (10 yards) in the 26-14 win at Pit. (9/30)

- Appeared in his first-career NFL game, playing 12 snaps on special teams at Cin. (9/13)...Was activated to the 53-man roster on 9/12

— COLLEGE —

- Played in 26 games (21 starts) at Alcorn State, recording 2,121 rushing yards on 320 carries and 15 TDs
- Finished his career as the school's single-season rushing record-holder (1,357 yards in 2017), which also ranked second in the FCS
- Earned FCS third-team All-America recognition by the AP, honorable mention HBCU All-America honors and was tabbed first-team All-Conference by league coaches
- As a senior, recorded 1,357 rushing yards on 180 carries with 10 TDs, adding 21 catches for 212 yards and 3 TDs

— HIGH SCHOOL —

- Prepped at Perry Central (New Augusta, MS) HS, playing RB and CB
- Also played baseball and basketball and ran track

REGULAR SEASON

| Year | Team | GP | GS | RUSHING | | | | | RECEIVING | | | | |
|---------------|-----------|----------|----------|----------|----------|------------|----------|----------|-----------|-----------|------------|-----------|----------|
| | | | | No. | Yards | Avg. | LG | TD | No. | Yards | Avg. | LG | TD |
| 2018 | Baltimore | 4 | 0 | 1 | 4 | 4.0 | 4 | 0 | 2 | 17 | 8.5 | 10 | 0 |
| Totals | | 4 | 0 | 1 | 4 | 4.0 | 4 | 0 | 2 | 17 | 8.5 | 10 | 0 |

SPECIAL TEAMS TACKLES (3): 2018 (3)

CAREER SINGLE-GAME HIGHS [REGULAR SEASON]

RUSHING

Carries:
1 (9/30/18 at Pit.)
Yardage:
4 (9/30/18 at Pit.)

Long Gain:
4 (9/30/18 at Pit.)
Touchdowns:
None

RECEIVING

Receptions:
1 2 times (last: 10/7/18 at Cle.)
Yardage:
10 (9/30/18 at Pit.)

Long Gain:
10 (9/30/18 at Pit.)
Touchdowns:
None



— TURNER'S COMMUNITY IMPACT —

- Attended Anthony Levine Sr.'s 10th Annual Home Run Derby & Softball Game with Ravens teammates (2019)
- Assisted with director of player engagement Jameel McClain's 53 Families Foundation Football & Fitness Clinic (2019)
- Participated in the Ravens' Signature Project with M&T Bank to renovate the facility and visit with children at the Webster Kendrick Boys & Girls Club in Baltimore (2019)
- Helped distribute 200 Turkeys at Mt. Zion Baptist Church with teammates Anthony Levine Sr. and Tony Jefferson (2018)
- Visited with patients unable to go home for the holidays at Medstar Union Memorial Hospital (2018)



98



BRANDON WILLIAMS

DEFENSIVE TACKLE
6-1 | 336

COLLEGE: MISSOURI SOUTHERN STATE HS: ROCKWOOD SUMMIT (MO)

BORN: 2/21/89, ST. LOUIS, MO

EXP. (NFL/RAVENS): 7/7 GP/GS (PLAYOFFS): 83/74 (3/3)



ALWAYS MORE.
NEVER LESS.

— KEY TRANSACTIONS —

- Re-signed as an unrestricted free agent with the Ravens on 3/13/17
- Selected by the Ravens in the third round (94th overall) of the 2013 NFL Draft

— HONORS —

- Pro Bowl (2018)

— CAREER HIGHLIGHTS —

- In 2018, earned his first-career Pro Bowl nod, recording 34 tackles, 1 PD and 1 sack for the league's No. 1 overall (292.9 ypg) and No. 2 scoring (17.9 ppg) defense
- Scored his first-career TD on a fumble recovery in a 27-10 win at Cle. (12/17/17)
- In 2016, anchored the league's fifth-ranked rush defense (89.4 ypg), recording 51 tackles (34 solo), 1 sack and 1 PD...Williams' 51 total tackles ranked third most among NFL nose tackles
- Produced a career-high 8 tackles (5 solo), including 2 TFL and 1 sack at NYJ (10/23/16)...Also blocked a FG for the first time in his career
- In 2015, Williams set career highs in tackles (53), solo stops (35), sacks (2) and PD (2), adding 1 FF, for the NFL's eighth-ranked defense (337.4 ypg)
- In 2015, Williams, Jurrell Casey, Kawann Short & Ndamukong Suh were the NFL's only DTs with at least 30 solo tackles, 2 sacks & 2 PD on the season
- Recorded his first-career sack (-5 yards) at Pit. (10/20/13) and his first-career tackle at Mia. (10/6/13)
- Posted a FR, which later led to a Ravens' TD, in his NFL debut at Buf. (9/29/13)

— PERSONAL —

- Brandon and wife, Alyssa, have two sons, Ryder (7) and Nash (3), and are expecting a baby girl in 2019
- Is a talented singer who enjoys listening to and singing all types of music
- Appeared on the 2018 CBS TV show "Most Valuable Performer" and sang the Bruno Mars song "What I Like"...Teammate K Justin Tucker was also on the show, with Tucker winning the competition
- Considered one of the team's best dancers, particularly known for his "Carlton Dance"
- While in college, worked a part-time job cleaning/hauling porta-potties...Did that for three summers and didn't quit until just eight months before becoming a Raven

— SEASON RECAPS —

2018: (BALTIMORE RAVENS – 16/16, 1/1)

- Earned his first-career Pro Bowl nod, recording 34 tackles, 1 PD and 1 sack for the league's No. 1 overall (292.9 ypg) and No. 2 scoring (17.9 ppg) defense...The Ravens allowed the NFL's fourth-fewest rushing yards per game (82.9)
- Registered 2 tackles (1 solo) for a defense that limited the Chargers to just 243 total yards in the Wild Card vs. LAC (1/6/19)
- Recorded 1 tackle for a defense that limited the Chargers to a season-low 198 total yards, including just 51 rushing, in the 22-10 win at LAC (12/22)
- Posted 4 total tackles, including a stifling TFL (-3 yards) on third-and-1, for a defense that held the Buccaneers to a season-low 241 total yards in the 20-12 win vs. TB (12/16)
- Started for a defense that held the Falcons to just 131 total yards, including 34 rushing, in the 26-16 win at Atl. (12/2)... The 131 yards marked the fewest by a Falcons team since 1999 (105 yards at SF)
- Started at NT as part of a defensive line that helped hold the Bengals to 255 total yards – including 48 rushing – in the 24-21 win vs. Cin. (11/18)
- Started for a defense that posted franchise records in sacks (11) and passing yards allowed (51) – also permitting the second-fewest total yards (106) in team history – in the 21-0 shutout win at Ten. (10/14)
- Posted 6 tackles and his first sack since 2016 for a defense that registered 10 TFL, 8 PD and 5 sacks at Cle. (10/7)
- Started at DT for a defense that limited Buffalo to just 153 total yards, including 33 yards and 0 first downs in the first half in the season-opening 47-3 win vs. Buf. (9/9)

2018

GAME-BY-GAME DEFENSE

RAVENS

| Date/Opp. | TT | Solo | Asst. | Sacks | INT | PD | FF | FR |
|-----------------|-----------|-----------|-----------|------------|------------|----------|----------|----------|
| 9/9 vs. Buf. | 2 | 2 | 0 | 0-0 | 0-0 | 0 | 0 | 0 |
| 9/13 @ Cin. | 2 | 0 | 2 | 0-0 | 0-0 | 0 | 0 | 0 |
| 9/23 vs. Den. | 1 | 1 | 0 | 0-0 | 0-0 | 0 | 0 | 0 |
| 9/30 @ Pit. | 1 | 0 | 1 | 0-0 | 0-0 | 1 | 0 | 0 |
| 10/7 @ Cle. | 6 | 5 | 1 | 1-8 | 0-0 | 0 | 0 | 0 |
| 10/14 @ Ten. | 1 | 1 | 0 | 0-0 | 0-0 | 0 | 0 | 0 |
| 10/21 vs. NO | 3 | 3 | 0 | 0-0 | 0-0 | 0 | 0 | 0 |
| 10/28 @ Car. | 4 | 1 | 3 | 0-0 | 0-0 | 0 | 0 | 0 |
| 11/4 vs. Pit. | 1 | 0 | 1 | 0-0 | 0-0 | 0 | 0 | 0 |
| 11/18 vs. Cin. | 0 | 0 | 0 | 0-0 | 0-0 | 0 | 0 | 0 |
| 11/25 vs. Oak. | 3 | 1 | 2 | 0-0 | 0-0 | 0 | 0 | 0 |
| 12/2 @ Atl. | 1 | 1 | 0 | 0-0 | 0-0 | 0 | 0 | 0 |
| 12/9 @ KC | 4 | 3 | 1 | 0-0 | 0-0 | 0 | 0 | 0 |
| 12/16 vs. TB | 4 | 3 | 1 | 0-0 | 0-0 | 0 | 0 | 0 |
| 12/22 @ LAC | 1 | 0 | 1 | 0-0 | 0-0 | 0 | 0 | 0 |
| 12/30 vs. Cle. | 0 | 0 | 0 | 0-0 | 0-0 | 0 | 0 | 0 |
| Totals | 34 | 21 | 13 | 1-8 | 0-0 | 1 | 0 | 0 |
| Playoffs | | | | | | | | |
| 1/6/19 vs. LAC | 2 | 1 | 1 | 0-0 | 0-0 | 0 | 0 | 0 |
| Totals | 2 | 1 | 1 | 0-0 | 0-0 | 0 | 0 | 0 |

98 BRANDON WILLIAMS

2017: (BALTIMORE RAVENS – 12/12)

- Posted 30 tackles, 2 PD and 1 FR (which he returned for a TD) for a unit that led the league in both takeaways (34) and INTs (22) and finished ranked 12th overall (325.1 ypg)
- Scored his first-career TD, recovering a fumble on the 1-yard line following a strip-sack by OLB Za'Darius Smith, for a defense that produced 4 takeaways in a 27-10 win at Cle. (12/17)
- Totaled 4 tackles for a defense that produced 3 turnovers and permitted just 66 rushing yards in a 23-16 win vs. Hou. (11/27)
- Produced 4 tackles (including a game-high 3 for loss), helping anchor a defense that posted a shutout and allowed a season-low 196 yards in a 40-0 win vs. Mia. (10/26)
- In his first game returning from a foot injury, produced 5 tackles (all solo) and 1 PD at Min. (10/22)
- Inactive (foot) in games 3-6
- Registered 3 stops for a unit that forced 5 turnovers (4 INTs and 1 FR) for the second consecutive game in a 24-10 win vs. Cle. (9/17)...Left the game in the third quarter with a foot injury and did not return

2016: (BALTIMORE RAVENS – 16/16)

- Recorded 51 tackles (34 solo), 1 sack and 1 PD for a defense that allowed the NFL's fifth-fewest rushing yards (89.4 ypg) and was the league's seventh-ranked unit (322.1 ypg)...
- Williams' 51 total tackles ranked third most among NFL nose tackles in 2016
- Posted a career-high-tying 6 solo tackles in the 27-26 victory vs. Phi. (12/18)

- Registered 4 tackles (3 solo), including 1 TFL at NE (12/12)
- Played in his 50th-career game and recorded 4 tackles in the 19-14 victory vs. Cin. (11/27)
- Matched his career high of 8 tackles at Dal. (11/20)
- Posted 2 tackles and 1 PD, which led to a DT Timmy Jernigan INT, in the 21-14 win vs. Pit. (11/6)...Part of a defensive unit that allowed just 277 total yards, including 36 rushing
- Tied a career high with 8 tackles, posting 5 solo stops and 1 sack at NYJ (10/23)...Also blocked a FG with 3:09 remaining to keep the Ravens within one scoring possession
- Posted 3 solo tackles as part of a defense that held the Giants to 38 rushing yards at NYG (10/16)
- Recorded 4 tackles (3 solo) for a unit that limited the Jaguars to 216 yards of total offense in the 19-17 win at Jax. (9/25)

2015: (BALTIMORE RAVENS – 16/16)

- Established career highs in tackles (53), solo stops (35), sacks (2) and PD (2), adding 1 FF, for the NFL's eighth-ranked defense (337.4 ypg)
- Ravens finished No. 2 overall (291.1 ypg) and No. 1 vs. the pass (183.3 ypg) over the season's final eight games
- Williams, Jurrell Casey, Kawann Short & Ndamukong Suh were the NFL's only DTs with at least 30 solo tackles, 2 sacks & 2 PD on the season
- Recorded 2 stops for a unit that snapped the Steelers' streak of six-straight 30-point performances in the 20-17 victory vs. Pit. (12/27)
- Notched 2 tackles for a defense that allowed a season-low 8 first downs at Mia. (12/6)

REGULAR SEASON

| Year | Team | GP | GS | TACKLES | | | SACKS | | INTERCEPTIONS | | | | | FUMBLES | | | | |
|---------------|-----------|-----------|-----------|------------|------------|-----------|------------|-------------|---------------|----------|----------|----------|----------|----------|----------|----------|----------|----------|
| | | | | TT | Solo | Asst. | No. | Yards | No. | Yards | LG | TD | PD | FF | FR | Yards | | |
| 2013 | Baltimore | 7 | 0 | 6 | 3 | 3 | 1.0 | 5.0 | 0 | 0 | 0 | 0 | 0 | 0 | 0 | 1 | 0 | 0 |
| 2014 | Baltimore | 16 | 14 | 47 | 25 | 22 | 0.5 | 4.5 | 0 | 0 | 0 | 0 | 0 | 0 | 2 | 1 | 1 | 0 |
| 2015 | Baltimore | 16 | 16 | 53 | 35 | 18 | 2.0 | 19.0 | 0 | 0 | 0 | 0 | 2 | 1 | 0 | 0 | 0 | 0 |
| 2016 | Baltimore | 16 | 16 | 51 | 34 | 17 | 1.0 | 3.0 | 0 | 0 | 0 | 0 | 1 | 0 | 0 | 0 | 0 | 0 |
| 2017 | Baltimore | 12 | 12 | 30 | 18 | 12 | 0.0 | 0.0 | 0 | 0 | 0 | 0 | 2 | 0 | 1 | 1 | 1 | 1 |
| 2018 | Baltimore | 16 | 16 | 34 | 21 | 13 | 1.0 | 8.0 | 0 | 0 | 0 | 0 | 1 | 0 | 0 | 0 | 0 | 0 |
| Totals | | 83 | 74 | 221 | 136 | 85 | 5.5 | 39.5 | 0 | 0 | 0 | 0 | 6 | 3 | 3 | 1 | 1 | 1 |

CAREER SINGLE-GAME HIGHS (REGULAR SEASON)

| | | |
|---|--|---|
| Total Tackles: 8 3 times (last: 11/20/16 at Dal.) | INTs: None | Forced Fumbles: 1 3 times (last: 11/22/15 vs. STL) |
| Solo Tackles: 6 2 times (last: 12/18/16 vs. Phi.) | Passes Defensed: 1 6 times (last: 9/30/18 at Pit.) | Fumble Recoveries: 1 3 times (last: 12/17/17 at Cle.) |
| Sacks: 1 5 times (last: 10/7/18 at Cle.) | | |

Additional Statistics: Returned a fumble 1 yard for a TD at Cle. (12/17/17), blocked a FGA at NYJ (10/23/16)

POSTSEASON

| Year | Team | GP | GS | TACKLES | | | SACKS | | INTERCEPTIONS | | | | | FUMBLES | | | | |
|---------------|-----------|----------|----------|----------|----------|----------|------------|------------|---------------|----------|----------|----------|----------|----------|----------|----------|----------|----------|
| | | | | TT | Solo | Asst. | No. | Yards | No. | Yards | LG | TD | PD | FF | FR | Yards | | |
| 2014 | Baltimore | 2 | 2 | 7 | 5 | 2 | 1.0 | 9.0 | 0 | 0 | 0 | 0 | 0 | 0 | 0 | 0 | 0 | 0 |
| 2018 | Baltimore | 1 | 1 | 2 | 1 | 1 | 0 | 0 | 0 | 0 | 0 | 0 | 0 | 0 | 0 | 0 | 0 | 0 |
| Totals | | 3 | 3 | 9 | 6 | 3 | 1.0 | 9.0 | 0 | 0 | 0 | 0 | 0 | 0 | 0 | 0 | 0 | 0 |

98 BRANDON WILLIAMS

- Forced a fourth-quarter fumble and led D-linemen with 7 tackles (3 solo) for a unit that allowed a season-low 213 total net yards in the 16-13 win vs. STL (11/22)
- Logged 3 solo stops and 1 sack (-10 yards) for a defense that held the Jaguars to 258 total yards vs. Jax. (11/15)
- Registered 1 sack and 3 tackles (all solo) vs. Cle. (10/11)
- Recorded a career-high 8 tackles vs. Cin. (9/27)
- Tallied 7 tackles (6 solo) for a defense that did not allow a TD and held the Broncos to 69 rushing yards at Den. (9/13)

2014: (BALTIMORE RAVENS – 16/14, 2/2)

- Posted 47 tackles (25 solo), a half-sack, a career-high 2 FFs and 1 FR for a defense that allowed the NFL's sixth-fewest points per game (18.9) in 2014
- Started both postseason games, totaling 7 tackles (5 solo) and 1 sack for a defense that produced 7 sacks and allowed just 82 rushing yards
- Posted 5 tackles and a half-sack for a defense that held the Buccaneers to 87 rushing yards at TB (10/12)
- Started his first-career game and posted 2 tackles for a defense that held the Bengals to 29% (4-of-14) vs. Cin. (9/7)

2013: (BALTIMORE RAVENS – 7/0)

- Produced 6 tackles, 1 sack and 1 FR in his rookie year
- Recorded his first-career sack (-5 yards) at Pit. (10/20)
- Recorded his first-career tackle (a TFL) for a defense that allowed 22 rushing yards (fourth fewest by an opponent in franchise history) at Mia. (10/6)

- Recorded his first-career FR in his NFL debut at Buf. (9/29)... Missed the first three contests due to injury (toe)...Started his first-career game and posted 2 tackles for a defense that held the Bengals to 29% (4-of-14) vs. Cin. (9/7)

— COLLEGE —

- Played in 42 games (30 starts) at Missouri Southern State, recording 191 tackles (87 solo), school records with 52.5 TFL (-238 yards) and 27 sacks (-166 yards), 14 PD and 6 FFs
- Earned MIAA Defensive Player of the Year and All-America honors after posting a career-high 68 tackles (31 solo), adding team highs with 5 FFs, 16.5 TFL and 8.5 sacks
- Received All-American, All-MIAA and All-Region first-team accolades as a junior in 2011 and was a consensus All-American selection as a sophomore in 2010...Sat out the 2009 season with a medical redshirt
- Majored in industrial engineering

— HIGH SCHOOL —

- Attended Harmony Prep (Cincinnati, OH) in 2007 after first prepping at Rockwood Summit (Fenton, MO) HS, where he earned All-State and All-Suburban South Conference first-team honors as a team captain in 2006
- Also tabbed the league's Defensive Player of the Year after posting 99 tackles (54 solo), 7 sacks, 2 FRs and 1 INT at DT
- Also received first-team All-League honors in basketball and threw the discus on the track and field team



2018 DEFENSIVE NUMBERS TO RAVE ABOUT

- 1** – NFL team (Baltimore) to rank in the NFL's Top 5 in rush (82.9 – fourth) and pass (210.0 – fifth) defense.
- 4.81** – Yards per play the Ravens' defense allowed, ranking as the NFL's second-best mark. (Chicago was first at 4.78.)
- 50** – Plays of 20+ yards Baltimore allowed, ranking as the NFL's fourth fewest (tied with Minnesota).
- 58** – Points the Ravens allowed in the fourth quarter, the NFL's fewest. (Tennessee was second at 62.)
- 111** – Points allowed by Baltimore in the second half, ranking as the NFL's fewest. (Tennessee was second at 125.)

WILLIAMS ANCHORS RUN "D"

DT Brandon Williams is one of the NFL's top D-linemen, helping Baltimore regularly produce a stout run defense. Dating back to '14, when he became a full-time starter, Baltimore has been especially stout vs. opposing ground games.

RUSHING YPG ALLOWED (2014-18)

1. Baltimore Ravens95.1
2. Seattle Seahawks96.6
3. Carolina Panthers98.6
4. Pittsburgh Steelers98.7

RUSHING AVG. YPC ALLOWED (2014-18)

1. Baltimore Ravens3.84
- Denver Broncos3.84
3. Seattle Seahawks3.86
4. Houston Texans3.91

98 BRANDON WILLIAMS



— WILLIAMS' COMMUNITY IMPACT —

- Became an official spokesman and ambassador for the Maryland Food Bank, using his personal story of food insecurity to help bring awareness to the food bank and its long- and short-term programs
- Annually assists the Ravens in their food collection efforts through community events and monetary/food donations
- Battled overseas military members in video game competitions in the Ravens' first Pros vs. GI Joes tournament (2018)
- Participated in the announcement of the HVAC donation from the Players' Social Justice Fund at Lakewood Elementary School (2018)
- Attended the Maryland Food Bank's "Summer Club" Kickoff (2018)
- Attended the announcement of the Baltimore Ravens five-year partnership with Up2Us Sports, which will help continue the team's social responsibility efforts to improve the Baltimore community through youth sports (2018)
- Participated in a police ride along with law enforcement officials in West Baltimore to meet with local youth and discuss topics surrounding social justice (2017)
- Partnered with the Ravens and Southwest Airlines to trade places with airline employees in order to greet fans departing on flights from Baltimore/Washington International Thurgood Marshall airport (2017)
- Participated in the Players Philanthropy Fund's Beltway Boards & Brews Cornhole Tournament at the Baltimore Museum of Industry (2017)
- Joined the Ravens at Abbottston Elementary School for the unveiling of the first-ever Ravens Bookmobile and delivered books to students in support of the team's efforts to help improve literacy and education in Baltimore in partnership with The Maryland Book Bank and Baltimore Reading Partners (2016)
- Adopted the Westport Boys and Girls Club in 2016 and continues to support youth in this organization by hosting numerous events, including Thanksgiving dinners, holiday parties and school supply distributions
- Joined Baltimore County Animal Services in the launch of their public service outreach campaign called Not Always a Tough Guy, encouraging people to open their hearts to homeless cats and dogs and to take advantage of low-cost vaccinations and services offered by the county (2016)
- Joined PHIT America and the Sports & Fitness Industry Association on Capitol Hill to help fight the issue of physical inactivity and to help Get America Moving (2016)
- Served as a host for the Goodwill Gridiron Halloween Party, a fundraiser with proceeds benefitting Goodwill Industries of the Chesapeake (2014-15)
- Supported the NFL and the Ravens' PLAY 60 initiatives by participating in kickoff assemblies at Lyons Mill Elementary, Essex Elementary and Baltimore Highlands Elementary (2014-15)
- Participated in the White House Easter Egg Roll as part of First Lady Michelle Obama's Let's Move initiative (2015-16)
- Advocate for Show Your Soft Side, a campaign to combat the alarming incidence of animal abuse in Baltimore (2015)
- Represented the Ravens at the annual Champions of Courage breakfast, hosted by M&T Bank (2015)
- Joined teammates in support of the NFL Salute to Service and PLAY 60 campaign efforts for the second annual youth football clinic held at Ft. Meade for 200 children whose parents serve or have served in the U.S. Military (2014)
- Volunteered with teammates and Ravens staff to support Habitat for Humanity of the Chesapeake in the building of 18 brand new rowhomes, three of which were funded by the Ravens Foundation, Inc (2013)...Presented keys for those three rowhomes to new homeowners in an unveiling ceremony (2014)
- Participated as a judge for the talent show at Magnolia Middle School, put on as part of a presentation for the winner of the Touchdown for Teachers program (2014)
- Joined teammates in visiting patients at Medstar Union Memorial Medical Center to uplift their spirits (2014)
- Visited Federal Hill Preparatory School, winner of the NFL Super School title in the Baltimore area (2013)
- Supports the community efforts of his teammates by attending former player Lardarius Webb's annual charity softball game (2014-16) and former player Jameel McClain's free football camp (2016)
- Participated in team events, the United Way's annual Hometown Huddle Ravens' TEAM Challenge event (2014) and served as a celebrity shopper at Holiday Helpers, the team's annual youth holiday shopping event at Target (2013-14)



76 DARRELL WILLIAMS

TACKLE
6-5 | 315

COLLEGE: WESTERN KENTUCKY HS: WEST LAURENS (DEXTER, GA)
BORN: 3/24/93, DUBLIN, GA
EXP. (NFL/RAVENS): 2/1 GP/GS (PLAYOFFS): 7/0 (0/0)



— KEY TRANSACTIONS —

- Signed as a free agent by the Ravens on 5/6/19
- Waived by the Rams on 5/1/19 after being signed from the practice squad on 2/7/19
- Released by San Francisco on 8/31/18 and signed to the Los Angeles Rams' practice squad on 9/18/18
- Waived by the 49ers on 9/2/17 and then signed to their practice squad on 9/3/17
- Originally signed by the 49ers as a rookie free agent on 5/4/17

— CAREER HIGHLIGHTS —

- In 2017, appeared in seven games after being activated from the 49ers' practice squad...Spent the majority of the 2018 season on the Los Angeles Rams' practice squad
- Saw his first offensive snap vs. Sea. (11/26/17)
- Made his NFL debut, seeing action on special teams vs. Ari. (11/5/17)

— PERSONAL —

- Given the nickname "Diesel" when he played middle school basketball
- In high school, was a four-year letter-winner in both football and basketball
- Majored in sports management at Western Kentucky

— SEASON RECAPS —

2018: (LOS ANGELES RAMS – 0/0, 0/0)

- Played on the Los Angeles Rams' practice squad for the majority of the 2018 season after being signed on 9/18
- Spent 2018 training camp with the San Francisco 49ers before being waived on 8/31

2017: (SAN FRANCISCO 49ERS – 7/0)

- Appeared in seven games after being activated from the 49ers' practice squad on 11/4
- Played on offense and special teams in the season-ending win at LAR (12/31)
- Saw action on special teams in victories vs. Jax. (12/24), vs. Ten. (12/17), at Hou. (12/10) and at Chi. (12/3)
- Saw his first offensive snap vs. Sea. (11/26)
- Made his NFL debut, seeing action on special teams vs. Ari. (11/5)

— COLLEGE —

- Appeared in 46 games at Western Kentucky, starting 38-consecutive contests over his final three seasons
- As a senior in 2016, earned second-team All-Conference USA honors and was part of an offensive line that helped RB Anthony Wales gain 1,621 rushing yards
- In 2015, started all 14 games at RT for an O-Line that ranked 19th nationally in sacks allowed, permitting just 16 sacks on 554 pass attempts
- Started 10-consecutive games at RG in the 2014 season, helping pave the way for 2,018 all-purpose yards from RB Leon Allen
- In his redshirt freshman season in 2013, saw action in seven games, starting the final three at RT
- Redshirted in 2012

— HIGH SCHOOL —

- Prepped at West Laurens (Dexter, GA) HS, finishing his career with 31-consecutive starts at OT
- Lettered all four years in football and basketball

RAVENS ROOST EXTRA EFFORT AWARD

The award is given each year by the Ravens Roost #7 (Hagerstown, MD) to a Ravens player who worked hard all season, providing an "extra effort" on the field. The recipients stepped up in the clutch and performed when a teammate was hurt and always exerted full effort when on the field. When available, winners accept their award at the Roost's annual banquet in Hagerstown each spring. The Roost also honors the All-Washington County football team and Washington County Coach of the Year at the banquet.

ALL-TIME RAVENS ROOST EXTRA EFFORT AWARD WINNERS

| | | | | | |
|------|----------------------|------|-----------------------|------|----------------------|
| 1996 | TE Brian Kinchen | 2004 | QB Kyle Boller | 2012 | CB Corey Graham |
| 1997 | S Bennie Thompson | 2005 | OLB Jarret Johnson | 2013 | WR Marlon Brown |
| 1998 | DE Michael McCrary | 2006 | TE Daniel Wilcox | 2014 | DT Brandon Williams |
| 1999 | FB Charles Evans | 2007 | G Ben Grubbs | 2015 | P Sam Koch |
| 2000 | S Corey Harris | 2008 | P Sam Koch | 2016 | K Justin Tucker |
| 2001 | WR Brandon Stokley | 2009 | CB Domonique Foxworth | 2017 | GM/EVP Ozzie Newsome |
| 2002 | LB Edgerton Hartwell | 2010 | OLB Terrell Suggs | 2018 | LS Morgan Cox |
| 2003 | NT Kelly Gregg | 2011 | WR Torrey Smith | | |



56 TIM WILLIAMS

OUTSIDE LINEBACKER
6-3 | 252

COLLEGE: ALABAMA **HS:** UNIVERSITY LAB (BATON ROUGE, LA)

BORN: 11/12/93, BATON ROUGE, LA

EXP. (NFL/RAVENS): 3/3 **GP/GS (PLAYOFFS):** 15/0 (0/0)



— KEY TRANSACTIONS —

- Tim Williams was selected in the third round (78th overall) of the 2017 NFL Draft...Was the second (DE Chris Wormley, 74th) of Baltimore's two picks in the round

— CAREER HIGHLIGHTS —

- In 2018, appeared in seven games, posting 8 tackles and 2 sacks for the league's No. 1 overall (292.9 ypg) and No. 2 scoring (17.9 ppg) defense
- Recorded his second-career sack, adding 2 solo tackles and 2 QB hits, for a defense that held the Steelers to just 49 total yards in the second half in the win at Pit. (9/30/18)
- Notched his first-career sack (-12 yards) vs. Buf. (9/9/18)
- Posted his first-career tackle and recorded a QB hit in a 24-10 win vs. Cle. (9/17/17)

— PERSONAL —

- Did not play football until his freshman year of high school, only after his older brother, Nicholas, strongly encouraged him to try out for the football team
- Alabama coaches gave him the nickname "Soldado," which is Spanish for "soldier"
- Has two daughters: Chantis (8) and Zara (2)

— SEASON RECAPS —

2018: (BALTIMORE RAVENS – 7/0, 0/0)

- Appeared in seven games, posting 8 tackles (5 solo) and 2 sacks for the league's No. 1 overall (292.9 ypg) and No. 2 scoring (17.9 ppg) defense
- Was a gameday inactive in the Wild Card vs. LAC (1/6/19)
- Was part of a defense that posted franchise records in sacks (11) and passing yards allowed (51) – also permitting the second-fewest total yards (106) in team history – in the 21-0 shutout victory at Ten. (10/14)
- Recorded his second sack of the season (-9 yards), adding 2 solo tackles and 2 QB hits for a defense that held the Steelers to just 49 total yards in the second half, in the 26-14 win at Pit. (9/30)
- Notched his first-career sack (-12 yards) for a defense that registered 6 sacks, 2 INTs and limited the Bills to just 153 yards on offense in the 47-3 season-opening win vs. Buf. (9/9)

2017: (BALTIMORE RAVENS – 8/0)

- Appeared in eight games in his rookie season, posting 6 tackles (5 solo) for a unit that led the league in both takeaways (34) and INTs (22) and finished ranked 12th overall (325.1 ypg)
- Returning from a thigh injury, tallied a career-high 2 tackles for a defense that forced 5 turnovers, registered 6 sacks and posted its third shutout of the season in a 23-0 win at GB (11/19)
- Inactive in games 6-9 with a thigh injury



2018

GAME-BY-GAME DEFENSE RAVENS

| Date/Opp. | TT | Solo | Asst. | Sacks | INT | PD | FF | FR |
|-----------------|----------------------|----------|----------|-------------|------------|----------|----------|----------|
| 9/9 vs. Buf. | 1 | 1 | 0 | 1-12 | 0-0 | 0 | 0 | 0 |
| 9/13 @ Cin. | 1 | 0 | 1 | 0-0 | 0-0 | 0 | 0 | 0 |
| 9/23 vs. Den. | 1 | 1 | 0 | 0-0 | 0-0 | 0 | 0 | 0 |
| 9/30 @ Pit. | 2 | 2 | 0 | 1-9 | 0-0 | 0 | 0 | 0 |
| 10/7 @ Cle. | INACTIVE - HAMSTRING | | | | | | | |
| 10/14 @ Ten. | 0 | 0 | 0 | 0-0 | 0-0 | 0 | 0 | 0 |
| 10/21 vs. NO | 2 | 1 | 1 | 0-0 | 0-0 | 0 | 0 | 0 |
| 10/28 @ Car. | 1 | 0 | 1 | 0-0 | 0-0 | 0 | 0 | 0 |
| 11/4 vs. Pit. | INACTIVE - ANKLE | | | | | | | |
| 11/18 vs. Cin. | INACTIVE - ANKLE | | | | | | | |
| 11/25 vs. Oak. | INACTIVE - ANKLE | | | | | | | |
| 12/2 @ Atl. | INACTIVE - ILLNESS | | | | | | | |
| 12/9 @ KC | INACTIVE - ANKLE | | | | | | | |
| 12/16 vs. TB | INACTIVE | | | | | | | |
| 12/22 @ LAC | INACTIVE | | | | | | | |
| 12/30 vs. Cle. | INACTIVE | | | | | | | |
| Totals | 8 | 5 | 3 | 2-21 | 0-0 | 0 | 0 | 0 |
| Playoffs | | | | | | | | |
| 1/6/19 vs. LAC | INACTIVE | | | | | | | |
| Totals | 0 | 0 | 0 | 0-0 | 0-0 | 0 | 0 | 0 |

56 TIM WILLIAMS

- Posted his first-career tackle and recorded a QB hit on the last defensive play of the game, forcing the Browns into a turnover on downs, in a 24-10 win vs. Cle. (9/17)...The Ravens' defense registered 5 turnovers (4 INTs and 1 FR) for the second-consecutive game
- Inactive in the Ravens' 20-0, season-opening win at Cin. (9/10)

— COLLEGE —

- In 49 career games, posted 58 tackles, 21 sacks (-199 yards), 3 PD, 2 FFs and 1 FR...Of Williams' 58 tackles, 31 of them were for loss (53.4%)
- During his junior and senior seasons, produced a combined 19.5 sacks and 28.5 TFL in 30 games
- Played in two National Championships at Alabama, winning the 2015 College Football Playoff

- In 2016, helped the Alabama defense lead the nation in scoring (13.0 ppg) and rushing (63.9 ypg), while ranking second in total defense (261.8 ypg)...The Tide also led the nation in defensive TDs (11)...That year, he was selected second-team All-American by the *Associated Press* and *Sports Illustrated*
- Set a career high with 10.5 sacks as a junior in 2015, helping Alabama win the National Championship

— HIGH SCHOOL —

- Prepped at University Lab (Baton Rouge, LA) HS, where he was a two-time (2011 & 2012) first-team All-State honoree by the Louisiana Sports Writers Association
- During his senior campaign, racked up 75 tackles, including 15 TFL...As a junior in 2011, registered 115 tackles, including 45 TFL and 16 sacks

REGULAR SEASON

| Year | Team | GP | GS | TACKLES | | | SACKS | | INTERCEPTIONS | | | | | FUMBLES | | | | |
|---------------|-----------|-----------|----------|-----------|-----------|----------|------------|-------------|---------------|----------|----------|----------|----------|----------|----------|----------|----------|----------|
| | | | | TT | Solo | Asst. | No. | Yards | No. | Yards | LG | TD | PD | FF | FR | Yards | | |
| 2017 | Baltimore | 8 | 0 | 6 | 5 | 1 | 0.0 | 0.0 | 0 | 0 | 0 | 0 | 0 | 0 | 0 | 0 | 0 | 0 |
| 2018 | Baltimore | 7 | 0 | 8 | 5 | 3 | 2.0 | 21.0 | 0 | 0 | 0 | 0 | 0 | 0 | 0 | 0 | 0 | 0 |
| Totals | | 15 | 0 | 14 | 10 | 4 | 2.0 | 21.0 | 0 | 0 | 0 | 0 | 0 | 0 | 0 | 0 | 0 | 0 |

SPECIAL TEAMS TACKLES (2): 2018 (2)

CAREER SINGLE-GAME HIGHS [REGULAR SEASON]

| | | |
|--|---------------------------------|-----------------------------------|
| Total Tackles: 2 3 times (last: 10/21/18 vs. NO) | INTs: None | Forced Fumbles: None |
| Solo Tackles: 2 (9/30/18 at Pit.) | Passes Defensed: None | Fumble Recoveries: None |
| Sacks: 1 2 times (last: 9/30/18 at Pit.) | | |


POSTSEASON

| Year | Team | GP | GS | TACKLES | | | SACKS | | INTERCEPTIONS | | | | | FUMBLES | | | | |
|---------------|-----------|----------|----------|----------|----------|----------|------------|------------|---------------|----------|----------|----------|----------|----------|----------|----------|----------|----------|
| | | | | TT | Solo | Asst. | No. | Yards | No. | Yards | LG | TD | PD | FF | FR | Yards | | |
| 2018 | Baltimore | 0 | 0 | | INACTIVE | | -- | -- | -- | -- | -- | -- | -- | -- | -- | -- | -- | -- |
| Totals | | 0 | 0 | 0 | 0 | 0 | 0.0 | 0.0 | 0 | 0 | 0 | 0 | 0 | 0 | 0 | 0 | 0 | 0 |



— WILLIAMS' COMMUNITY IMPACT —

- Joined the 2017 rookie class at the Helping Up Mission men's shelter in Baltimore City, visiting with and serving dinner to residents
- Supports teammates' charitable endeavors, including Anthony Levine Sr.'s Celebrity Bowling event (2017)



93 CHRIS WORMLEY

DEFENSIVE END
6-5 | 300

COLLEGE: MICHIGAN HS: WHITMER (TOLEDO, OH)

BORN: 10/25/93, TOLEDO, OH

EXP. (NFL/RAVENS): 3/3 GP/GS (PLAYOFFS): 23/8 (1/0)



— KEY TRANSACTIONS —

- Chris Wormley was selected in the third round (74th overall) of the 2017 NFL Draft...Was the first of Baltimore's two picks in the round (OLB Tim Williams, 78th)

— CAREER HIGHLIGHTS —

- In 2018, notched 16 tackles (13 solo), 5 PD and his first-career sack for the league's No. 1 overall (292.9 ypg) and No. 2 scoring (17.9 ppg) defense
- Tallied a career-high 3 tackles (all solo) vs. NO (10/21/18)
- Recorded his first-career sack (-6 yards) for a defense that posted franchise records in sacks (11) in the 21-0 shutout victory at Ten. (10/14/18)
- Made his first NFL start and established a then-career high with 2 total tackles vs. Chi. (10/15/17)
- Played in his first-career game and recorded 1 tackle in the 30-17 victory at Oak. (10/8/17)

— PERSONAL —

- Married his wife, Alexis, in May 2018...The couple is expecting their first child in December 2019
- Took golf lessons during the 2018 offseason to improve his play with teammates
- Studied abroad in Israel in the summer of 2016, working with PeacePlayers International, an organization that hopes to "unify communities in conflict through sport"... Wormley and two college teammates worked with Palestinian youth ranging in ages from 6-15
- Graduated with a degree in sports management

— NOTE THE QUOTE —

"'Worm' has really improved; he's really gotten better. He always had it in him, and he's still just scratching the surface of his potential."

— Head Coach John Harbaugh

— SEASON RECAPS —

2018: (BALTIMORE RAVENS – 16/6, 1/0)

- Notched 16 tackles (13 solo), 5 PD and his first-career sack for the league's No. 1 overall (292.9 ypg) and No. 2 scoring (17.9 ppg) defense
- Part of a defensive line that held the Falcons to just 131 total yards, including 34 rushing, in the 26-16 win at Atl. (12/2)...The 131 mark the fewest by a Falcons' team since 1999 (105 at SF)

- Tallied a career-high 3 tackles (all solo) vs. NO (10/21)
- Recorded his first-career sack (-6 yards) for a defense that posted franchise records in sacks (11) and passing yards allowed (51) – also permitting the second-fewest total yards (106) in team history – in the 21-0 shutout victory at Ten. (10/14)
- Started and recorded 1 tackle for a defense that registered 3 sacks and held the Broncos to just 173 passing yards in the 27-14 win vs. Den. (9/23)
- Started and posted 2 tackles (all solo), including 1 TFL, at Cin. (9/13)
- Recorded 1 tackle for a defense that limited Buffalo to just 153 total yards, including 33 total yards and 0 first downs in the first half, in the season-opening 47-3 win vs. Buf. (9/9)

2017: (BALTIMORE RAVENS – 7/2)

- Appeared in seven games (two starts) in his rookie season, posting 5 solo tackles for a unit that led the league in both takeaways (34) and INTs (22) and finished ranked 12th overall (325.1 ypg)
- Made his first NFL start and established a career high with 2 total tackles vs. Chi. (10/15)
- Played in his first-career NFL game and recorded 1 tackle for a defense that produced 3 sacks and held the Raiders to 245 total yards in the 30-17 victory at Oak. (10/8)
- Inactive for the Ravens' first four games

— COLLEGE —

- Appeared in 51 games (30 starts), totaling 123 tackles (61 solo), 18 sacks (-123 yards) and 33 TFL (-161 yards)

2018

GAME-BY-GAME DEFENSE

RAVENS

| Date/Opp. | TT | Solo | Asst. | Sacks | INT | PD | FF | FR |
|-----------------|-----------|-----------|----------|------------|------------|----------|----------|----------|
| 9/9 vs. Buf. | 1 | 1 | 0 | 0-0 | 0-0 | 2 | 0 | 0 |
| 9/13 @ Cin. | 2 | 2 | 0 | 0-0 | 0-0 | 0 | 0 | 0 |
| 9/23 vs. Den. | 1 | 1 | 0 | 0-0 | 0-0 | 0 | 0 | 0 |
| 9/30 @ Pit. | 0 | 0 | 0 | 0-0 | 0-0 | 1 | 0 | 0 |
| 10/7 @ Cle. | 1 | 1 | 0 | 0-0 | 0-0 | 0 | 0 | 0 |
| 10/14 @ Ten. | 1 | 1 | 0 | 1-6 | 0-0 | 0 | 0 | 0 |
| 10/21 vs. NO | 3 | 3 | 0 | 0-0 | 0-0 | 0 | 0 | 0 |
| 10/28 @ Car. | 1 | 0 | 1 | 0-0 | 0-0 | 0 | 0 | 0 |
| 11/4 vs. Pit. | 1 | 0 | 1 | 0-0 | 0-0 | 1 | 0 | 0 |
| 11/18 vs. Cin. | 1 | 1 | 0 | 0-0 | 0-0 | 0 | 0 | 0 |
| 11/25 vs. Oak. | 1 | 1 | 0 | 0-0 | 0-0 | 1 | 0 | 0 |
| 12/2 @ Atl. | 0 | 0 | 0 | 0-0 | 0-0 | 0 | 0 | 0 |
| 12/9 @ KC | 0 | 0 | 0 | 0-0 | 0-0 | 0 | 0 | 0 |
| 12/16 vs. TB | 2 | 1 | 1 | 0-0 | 0-0 | 0 | 0 | 0 |
| 12/22 @ LAC | 0 | 0 | 0 | 0-0 | 0-0 | 0 | 0 | 0 |
| 12/30 vs. Cle. | 1 | 1 | 0 | 0-0 | 0-0 | 0 | 0 | 0 |
| Totals | 16 | 13 | 3 | 1-6 | 0-0 | 5 | 0 | 0 |
| Playoffs | | | | | | | | |
| 1/6/19 vs. LAC | 2 | 2 | 0 | 0-0 | 0-0 | 0 | 0 | 0 |
| Totals | 2 | 2 | 0 | 0-0 | 0-0 | 0 | 0 | 0 |

93 CHRIS WORMLEY

- Started all 13 games for the nation's top-ranked defense (261.8 ypg) in 2016...The Wolverines also finished No. 1 in pass defense (142.5 ypg) and fourth in sacks per game (3.54)
- In 2016, was selected first-team All-Big Ten by coaches, second-team All-Big Ten by media, and earned second-team *Sporting News* All-America honors
- Recorded a career-high 43 tackles and 6.5 sacks (-56 yards) in 2015, which tied former college teammate and current Ravens DT Willie Henry for the most QB takedowns on the Wolverines' defense...Michigan finished No. 4 in total defense (280.7 ypg) and No. 3 against the pass (158.5 ypg)

— HIGH SCHOOL —

- Prepped at Whitmer (Toledo, OH) HS, where he compiled 66 tackles, 19 TFL, 11 sacks and 1 PD as a senior, earning AP Division I All-Ohio first-team honors and co-Defensive Player of the Year
- Named first-team Division I All-District as a sophomore after tallying 60 tackles and 12 sacks
- Also lettered in basketball and track and field

REGULAR SEASON

| Year | Team | GP | GS | TACKLES | | | SACKS | | INTERCEPTIONS | | | | FUMBLES | | | | |
|---------------|-----------|-----------|----------|-----------|-----------|----------|------------|------------|---------------|----------|----------|----------|----------|----------|----------|----------|----------|
| | | | | TT | Solo | Asst. | No. | Yards | No. | Yards | LG | TD | PD | FF | FR | Yards | |
| 2017 | Baltimore | 7 | 2 | 5 | 5 | 0 | 0.0 | 0.0 | 0 | 0 | 0 | 0 | 0 | 0 | 0 | 0 | 0 |
| 2018 | Baltimore | 16 | 6 | 16 | 13 | 3 | 1.0 | 6.0 | 0 | 0 | 0 | 0 | 5 | 0 | 0 | 0 | 0 |
| Totals | | 23 | 8 | 21 | 18 | 3 | 1.0 | 6.0 | 0 | 0 | 0 | 0 | 5 | 0 | 0 | 0 | 0 |

CAREER SINGLE-GAME HIGHS [REGULAR SEASON]

Total Tackles:
3 (10/21/18 vs. NO)

Solo Tackles:
3 (10/21/18 vs. NO)

Sacks:
1 (10/14/18 at Ten.)

INTs:
None

Passes Defensed:
2 (9/9/18 vs. Buf.)

Forced Fumbles:
None

Fumble Recoveries:
None


POSTSEASON

| Year | Team | GP | GS | TACKLES | | | SACKS | | INTERCEPTIONS | | | | FUMBLES | | | | |
|---------------|-----------|----------|----------|----------|----------|----------|------------|------------|---------------|----------|----------|----------|----------|----------|----------|----------|----------|
| | | | | TT | Solo | Asst. | No. | Yards | No. | Yards | LG | TD | PD | FF | FR | Yards | |
| 2018 | Baltimore | 1 | 0 | 2 | 2 | 0 | 0.0 | 0.0 | 0 | 0 | 0 | 0 | 0 | 0 | 0 | 0 | 0 |
| Totals | | 1 | 0 | 2 | 2 | 0 | 0.0 | 0.0 | 0 | 0 | 0 | 0 | 0 | 0 | 0 | 0 | 0 |



— WORMLEY'S COMMUNITY IMPACT —

- Participated in the Ravens' Signature Project with M&T Bank to renovate the facility and visit with children at the Webster Kendrick Boys & Girls Club in Baltimore (2019)
- Participated in Anthony Levine Sr.'s 10th Annual Home Run Derby & Softball Game with Ravens teammates (2019)
- Attended the Ravens 14th annual Holiday Helpers event at Target to shop for gifts with Baltimore youth in need (2018)
- Continued to promote the NFL and Ravens' PLAY 60 initiative by participating in the PLAY 60 Caravan at Ebb Valley Elementary School (2018)
- Helped build HOPE kits with teammate Brandon Carr at the Under Armour Performance Center, which were sent to breast cancer patients at Johns Hopkins and Medstar Union Memorial Hospital (2018)
- Joined the 2017 rookie class at the Helping Up Mission in Baltimore City, visiting with and serving dinner to residents
- Supported the NFL and Ravens' PLAY 60 initiative, the movement for a more active generation, by participating in the team's PLAY 60 All Abilities Clinic with over 100 athletes from Special Olympics Maryland (2017-18)
- Joined Ravens alumni and teammates during Jameel McClain's 53 Families Thanksgiving event to serve a warm meal to families in need (2017)
- Joined teammates to sign autographs and play games during the Ravens' A Purple Evening, the team's annual event dedicated to female fans (2017-18)
- Supports teammates' charitable endeavors including teammate Tony Jefferson's "Shop With A Jock" event (2018) and former player Lardarius Webb's charity softball game (2017)



73

GUARD
6-3 | 305



MARSHAL YANDA

COLLEGE: IOWA HS: ANAMOSA (IA)

BORN: 9/15/84, CEDAR RAPIDS, IA

EXP. (NFL/RAVENS): 13/13 GP/GS (PLAYOFFS): 162/151 (13/13)



ALWAYS MORE.
NEVER LESS.

— KEY TRANSACTIONS —

- Signed a one-year contract extension (through 2020 season) with the Ravens on 4/11/19
- Placed on Injured Reserve (ankle/leg) on 9/19/17
- Signed a contract extension with the Ravens on 10/16/15
- Re-signed with the Ravens on 7/29/11
- Placed on Injured Reserve (knee) on 10/14/08
- Originally selected by the Ravens in the third round (86th overall) of the 2007 NFL Draft...Was the second O-lineman picked by Baltimore in 2007, following G Ben Grubbs, who was the 29th-overall pick

— HONORS —

- Seven-time Pro Bowler (2011-16, 2018)
- *Associated Press* first-team All-Pro (2014-15)
- *Associated Press* second-team All-Pro (2011-12, 2018)
- *The Sporting News* first-team All-Pro (2014-15)
- PFW/PFWA All-NFL (2012, 2014-15)
- PFWA All-AFC (2018)
- *Sports Illustrated* (Peter King) All-Pro Team (2010-12)

— CAREER HIGHLIGHTS —

- Is one of 17 players in NFL history to earn at least 7 Pro Bowls as a guard...Of those, Yanda is one of just five (Larry Allen, Ed Budde, Alan Faneca & Gene Upshaw) to win a Super Bowl
- Entering 2019, Yanda's seven Pro Bowls tie (Maurkice Pouncey & Trent Williams) for second among active O-linemen (Jason Peters' nine are first)...Yanda's seven are the most among active guards
- Has played in 162 games (151 starts), ranking as the second-most games played among O-linemen in Ravens history (Jonathan Ogden – 177)
- In 2018, earned his seventh-career Pro Bowl and second-team All-Pro honors, helping produce the NFL's No. 2 rushing attack, which totaled 2,441 yards (152.6 ypg)...Marked the second-most rushing yards in franchise single-season history...Baltimore also tallied a single-season team-record 5,999 total yards...The Ravens permitted the NFL's sixth-fewest sacks (32, tied Panthers)
- In 2015, Ravens season ticket holders voted Yanda as one of the Top 10 players in the franchise's 20-year history
- In 2015, earned his fifth-straight Pro Bowl after starting all 16 games at RG for an O-line that permitted the NFL's third-fewest sacks (24)

- In 2014, started in 15 games at RG and one at RT for an offense that established franchise single-season records in yards (5,838, since broken) and points scored (409)
- Helped RB Ray Rice score a franchise-record 15 total TDs (12 rush & 3 rec.) and rush for a career-high 1,364 yards in 2011...Rice led the NFL with 2,068 scrimmage yards

— PERSONAL —

- In 2013, Anamosa (IA) HS retired his number and named its weight room in his honor
- Enjoys ice fishing in Minnesota, Michigan and Canada
- Dreamed of being an airline pilot as a child
- Marshal and his wife, Shannon, have three children: sons, Graham and Logan, and daughter, Libby

— SEASON RECAPS —

2018: (BALTIMORE RAVENS – 16/16, 1/1)

- Earned his seventh-career Pro Bowl and second-team All-Pro honors, helping produce the NFL's No. 2 rushing attack, which totaled 2,441 yards (152.6 ypg)...Marked the second-most rushing yards in franchise single-season history
- Helped Baltimore also tally a single-season team-record 5,999 total yards...The Ravens permitted the NFL's sixth-fewest sacks (32, tied Panthers)
- Yanda's seven Pro Bowls tie (Terrell Suggs) for fourth in Ravens history and are the most among active NFL guards
- Helped the Ravens' rushing attack gain a season-high 296 yards in the 26-24 win vs. Cle. (12/30)
- Protected QB Lamar Jackson, allowing him to complete 12 of 22 passes for a career-high 204 yards and 1 TD in the 22-10 win at LAC (12/22)
- Part of an O-line that helped pave the way for 242 rushing yards in the 20-12 win vs. TB (12/16)...Baltimore became the first team since 1976 (Steelers) to rush for at least 190 yards in five-consecutive games
- Started at RG for an offensive line that helped the Ravens produce 207 rushing yards in the 26-16 win at Atl. (12/2)...Marked the first time in franchise history Baltimore rushed for at least 200 yards in three-consecutive games
- Started at RG and helped pave the way for 451 total offensive yards (the most ever by a Ravens' team at Pittsburgh) in the 26-14 win at Pit. (9/30)
- Started at RG and helped protect QB Joe Flacco, allowing him to complete 25 of 34 passes for 236 yards and 3 TDs in the 47-3 season-opening win vs. Buf. (9/9)

73 MARSHAL YANDA

2017: (BALTIMORE RAVENS – 2/2)

- Placed on Injured Reserve and missed the final 14 games after suffering an ankle/leg injury in Week 2 vs. Cle. (9/17)
- Started at RG for an O-line that helped the Ravens' rushing attack gain 157 yards, while also permitting just 1 sack, in the 20-0, season-opening victory vs. Cin. (9/10)

2016: (BALTIMORE RAVENS – 13/13)

- Named to his sixth Pro Bowl, tying (OLB Terrell Suggs) for fourth most in Ravens history...Yanda's six-straight All-Star nods rank as the NFL's second-longest active streak among offensive linemen (first by guards)
- Was part of an O-line that helped protect QB Joe Flacco, allowing him to register a career-high 64.9 completion percentage and throw for a team-record 4,317 yards
- Though he typically plays RG, moved seamlessly to LG midway through the season to help combat a shoulder injury
- Part of an offensive line that helped pave the way for a season-high 151 rushing yards and a 6.3 yards-per-carry average in the 27-26 victory vs. Phi. (12/18)
- Started at LG and helped QB Joe Flacco complete a team-record 37 passes for 324 yards and 2 TDs at NE (12/12)
- Part of an O-line that did not permit a sack, allowing QB Joe Flacco to connect on 36 passes on 47 attempts for 381 yards and 4 TDs in the 38-6 win vs. Mia. (12/4)...Ravens produced a season-high 496 total yards
- Started at RG for an offense that did not allow a sack and scored 23 unanswered points in a 25-20, come-from-behind win at Cle. (9/18)...The 20-point turnaround marked the Ravens' second-largest comeback win in team history

STANDING GUARD

G Marshal Yanda, considered one of the greatest to ever wear a Ravens uniform, has earned seven-career Pro Bowls, which tie (Terrell Suggs) for fourth in franchise history. Entering 2019, only four active NFL O-linemen have played in more games than Yanda, who sits at 162 games.

MOST PRO BOWLS (Ravens History)

| | |
|-----------------------------|----------|
| LB Ray Lewis..... | 13 |
| T Jonathan Ogden..... | 11 |
| S Ed Reed..... | 9 |
| OLB Terrell Suggs..... | 7 |
| G Marshal Yanda..... | 7 |

MOST GAMES PLAYED (Active NFL O-Linemen)

| | |
|------------------------------------|------------|
| T Andrew Whitworth (LAR)... | 199 |
| T Jason Peters (Phi.)..... | 192 |
| T Donald Penn (Oak.)..... | 178 |
| T Joe Staley (SF)..... | 174 |
| G Marshal Yanda (Bal.)..... | 162 |

2015: (BALTIMORE RAVENS – 16/16)

- Earned his fifth-straight Pro Bowl, starting all 16 games at RG for an O-line that allowed the NFL's third-fewest sacks (24)...Helped Baltimore produce a single-season franchise-record 4,271 net passing yards (eighth in the league) and the second-most net yards (5,749) in Ravens history
- Led an O-line that helped gain 121 rushing yards, while also permitting just 1 sack, in the 20-17 victory vs. Pit. (12/27)

A SEASONED PRO

MOST PRO BOWLS / ACTIVE O-LINEMEN / ENTERING 2019

| Rk. | Player (Team) | Pro Bowls |
|-----|-------------------------------|-----------|
| 1. | T Jason Peters (Phi.) | 9 |
| 2. | G Marshal Yanda (Bal.) | 7 |
| | C Maurkice Pouncey (Pit.) | 7 |
| | T Trent Williams (Was.) | 7 |

- Part of an offensive line that did not permit a sack, allowing QB Joe Flacco to connect on 33 of 53 attempts for 2 TDs and 343 yards (including 137 to WR Steve Smith Sr., his 50th-career 100-yard contest) at SF (10/18)
- Baltimore gained 181 rushing yards and scored 3 rushing TDs for the 14th time in franchise history vs. Cle. (10/11)
- Ravens produced 191 rushing yards in the 23-20 OT victory at Pit. (10/1)...Helped block for RB Justin Forsett, who carried the ball a career-high 27 times for 150 rushing yards (second most in his career)
- Part of a unit that gained the sixth-most net yards (493) in team history in game 2 at Oak. (9/20)...Helped protect QB Joe Flacco, who completed 32 of 45 passes for 2 TDs and 384 yards (fourth in franchise history)

2014: (BALTIMORE RAVENS – 16/16, 2/2)

- Named to a fourth-straight Pro Bowl after starting 15 games at RG and one at RT for a unit that set then-single-season team records in yards (5,838, since broken) and points (409)
- Helped QB Joe Flacco establish career highs in passing yards (3,986) and TD passes (27), completing 62.1% of his passes for a 91.0 QB rating...Also part of an O-line that allowed the NFL's second-fewest sacks (19)
- Started both postseason contests at RT (Rick Wagner, foot) for an offense that tallied 727 yards and 61 points
- Started at RT (Rick Wagner was placed on IR with a foot injury)...The Ravens gained 419 yards and 17 unanswered fourth-quarter points in the 20-10 win vs. Cle. (12/28)
- The Ravens gained 475 yards and 6 TDs in the 48-17 victory at TB (10/12)...Helped protect Flacco, who completed 75% of his passes (21 of 28) for 306 yards, a team-record-tying 5 TDs and team-record 149.7 QB rating
- Baltimore's offense posted 454 total yards and 5 TDs in the 38-10 victory vs. Car. (9/28)...Part of an O-line that helped Flacco throw for 327 yards and 3 TDs for a then-franchise-record 137.4 QB rating
- Played in his 100th-career game and helped protect Flacco, who set career highs in attempts (62 - tied), completions (35) and long pass (80 yards) vs. Cin. (9/7)

2013: (BALTIMORE RAVENS – 16/16)

- Earned his third-consecutive Pro Bowl nod after starting all 16 games at RG, helping protect QB Joe Flacco, allowing him to set then-career highs in attempts (614), completions (362) and passing yards (3,912)

73 MARSHAL YANDA

- Helped protect Flacco, allowing him to complete 65.4% of his passes (17 of 26) for 273 yards and 1 TD, including 2 60-plus-yard completions in the 19-3 win vs. NYJ (11/24)
 - Protected Flacco, allowing him to surpass the 20,000-yard career passing mark, and helped the Ravens rush for 174 yards at Chi. (11/17)
 - Helped protect Flacco, who set career highs in passing attempts (62) and completions (34), while throwing for 362 yards and 2 TDs at Den. (9/5)
- 2012: (BALTIMORE RAVENS – 14/14, 4/4)**
- Named to his second-consecutive Pro Bowl after helping the Ravens score the second-most points (398) and post the fourth-most total yards (5,640) in team history...Missed two games (game 14, ankle, and game 16, coaches decision)
 - Helped the Ravens average 410.3 yards per game in four playoff contests...Also protected QB Joe Flacco, allowing him to become the second player in NFL history (Joe Montana - 1989) to throw 11 TDs and 0 INTs en route to winning Super Bowl XLVII
 - Started at RG and helped the Ravens produce 367 yards in the 34-31 victory in Super Bowl XLVII vs. SF (2/3/13)
 - Helped the Ravens gain a postseason franchise-record 479 yards of total offense, including helping Flacco post a playoff franchise-record in yards (331), adding 3 passing TDs and no INTs, for a 116.2 QB rating in the 38-35 double-OT win in the Divisional Playoff at Den. (1/12/13)
 - Started at RG (after missing the previous game with an ankle injury) in the AFC North clinching game, and helped the offense post a season-high 533 yards, the third-highest output in team history, in the 33-14 victory vs. NYG (12/23)
 - Helped pave the way for 443 total yards, including 355 yards and 1 TD passing by Flacco, in the 16-13 OT victory at SD (11/25)...The Ravens overcame a 13-3 deficit in the fourth quarter to tie the game with a FG as time expired
 - The Ravens posted a franchise-record 55 points while totaling 419 yards in the 55-20 victory vs. Oak. (11/11)

- 2011: (BALTIMORE RAVENS – 16/16, 2/2)**
- Earned his first Pro Bowl after helping RB Ray Rice score a franchise-record 15 total TDs and rush for a career-high 1,364 yards and an NFL-best 2,068 yards from scrimmage... Also helped protect QB Joe Flacco, who threw for 3,610 yards and 20 TDs
 - Protected Flacco, who had 482 yards (36-of-63 passing), 4 TDs and a 96.1 QB rating in two postseason contests
 - Started at RG and helped Flacco complete 22 of 36 passes for 306 yards, 2 TDs and 1 INT (95.4 QB rating) in the AFC Championship at NE (1/22/12)
 - RB Ray Rice rushed for 191 yards and 2 TDs, including a career-long 70-yarder, in the 24-16 victory at Cin. (1/1/12)... The win clinched the AFC North Division Championship and the Ravens' first-ever season sweep of the division

- The Ravens rushed for 290 yards (third most in team history), including a career-high 204 yards by RB Ray Rice (fourth most in team history), in the 24-10 win at Cle. (12/4)
- Started at RT (his 50th-career start) and helped the Ravens gain 356 yards, including a 92-yard game-winning TD drive with 8 seconds remaining, in the 23-20 win at Pit. (11/6)... Ravens converted a franchise-record 14 of 21 third-down attempts (66.7%) against the Steelers
- Helped the Ravens produce a franchise-record 553 total yards, including a career-high 389 passing yards and 3 TDs from QB Joe Flacco, in the 37-7 victory at STL (9/25)

- 2010: (BALTIMORE RAVENS – 16/16, 2/2)**
- Helped protect QB Joe Flacco, allowing him to complete 62.6% of his passes (306 of 489) for 3,622 passing yards, 25 TDs and a 93.6 QB rating
 - Started all 16 games at RT after moving from RG due to a season-ending injury to T Jared Gaither in training camp
 - Started at RT in both playoff games and helped the Ravens produce 516 total yards, including 390 yards in the 30-7 win in the Wild Card at KC (1/9/11)
 - Helped the Ravens rush for 208 yards and RB Ray Rice to produce a career-high 233 yards from scrimmage (153 rushing and 80 receiving) in the 30-24 victory vs. NO (12/19)
 - Protected Flacco, allowing him to complete 71% of his passes (25 of 35) for 289 yards and 2 TDs in the 17-10 win vs. TB (11/28)...Flacco set a Ravens' franchise record with his 52nd- and 53rd-career TD passes
 - Helped the Ravens rush for 233 yards, 4 TDs, and a franchise-record 17 rushing first downs, in the 31-17 victory vs. Den. (10/10)

- 2009: (BALTIMORE RAVENS – 16/9, 2/2)**
- The Ravens posted a franchise-record 47 TDs (team-record 22 rushing), adding 5,619 total yards, including the then-Top 3 single-game yardage totals in team history (548 vs. Det. - 12/13, 501 vs. KC - 9/13 and 479 vs. Cle. - 9/27)
 - Protected QB Joe Flacco, allowing him to complete 63.1% of his passes for 3,613 yards and 21 TDs (88.9 rating)...Also helped the Ravens rush for 2,200 yards, including 1,339 yards (fourth-highest in franchise history) by RB Ray Rice, who finished second in the NFL in scrimmage yards (2,041) and became the second player in franchise history (Jamal Lewis - 2,271 in 2003) to gain 2,000 yards from scrimmage

NOTE THE QUOTE

Bengals Pro Bowl DT Geno Atkins on battling Marshal Yanda:
"When I tell my son or daughter about football [someday], I'll tell them he was one of the best guards I went up against in the league. He's got nastiness, he's physical, and he has finesse. He's strong, but if you try to beat him with a little finesse, he can handle that, too, because he's got good feet. He's got the whole package."

73 MARSHAL YANDA

- Helped the Ravens rush for 321 yards (4.5 avg.) and 4 TDs in two postseason games
- Started his first-career postseason game at RG and helped the Ravens rush for a postseason-franchise-record 234 yards and 4 TDs, including a postseason-franchise-record 83-yard TD run (second-longest rush in NFL postseason history) by Rice on the first play from scrimmage, in the 33-14 victory in the Wild Card at NE (1/10/10)
- Started at RG and helped the Ravens produce 308 rushing yards (second-most in franchise history) and a franchise-record 5 rushing TDs in the 48-3 victory vs. Det. (12/13)
- Saw action for the first time since Week 5 of the 2008 season vs. KC (9/13)
- Earned the Hawkeye Hustle Award during his first year at Iowa (2005)
- Attended North Iowa Area (Mason City, IA) CC for two years (2003-04), earning All-Region honors in consecutive seasons and honorable mention All-American recognition as a sophomore
- Majored in economics

— HIGH SCHOOL —

- Tabbed a first-team All-Conference selection as a senior and junior at Anamosa (IA) HS...Served as team captain as a senior and earned three letters at tackle and DT
- Also lettered in track and field (discus and shot put) and basketball (twice)

2008: (BALTIMORE RAVENS – 5/5, 0/0)

- Placed on Injured Reserve (knee) on 10/14
- Started at RG and helped protect QB Joe Flacco, allowing him to complete 73.7 percent of his passes (for 241 yards), before leaving the game in the fourth quarter with a knee injury at Ind. (10/12)

2007: (BALTIMORE RAVENS – 16/12)

- Was one of three rookies to start along the O-line (most in the NFL) and protected Ravens QBs, allowing them to complete 341 passes (61.2%) for 3,308 yards...Baltimore also rushed for 1,797 yards and 11 TDs
- Made his first-career NFL start at RT and helped protect QB Kyle Boller, who completed 65.7% of his passes, in the 20-13 win vs. NYJ (9/16)

— COLLEGE —

- Started 25 games during his Iowa career (four at LG, five at LT and 16 at RT)
- Earned third-team All-American (*The NFL Draft Report*) and second-team All-Big Ten (league coaches and *The NFL Draft Report*) honors as a senior in 2006



— YANDA'S COMMUNITY IMPACT —

- Was the 2018 Ed Block Courage Award recipient for his bravery on and off the field, especially coming back from injury
- Joined Ravens alumni and teammates during Jameel McClain's 53 Families Thanksgiving event to serve a warm meal to families in need (2017-18)
- Served as a celebrity shopper at the Ravens' annual Holiday Helpers event at Target to shop for gifts with Baltimore youth in need (2014-18)
- Served 500 hot meals to homeless Baltimore men at former player Bart Scott's annual Helping Up Mission Thanksgiving dinner (2015, 2017-18)
- Helped distribute warm weather gear to residents at the annual Helping Up Mission coat distribution (2015, 2018)



40 KENNY YOUNG

INSIDE LINEBACKER
6-1 | 234

COLLEGE: UCLA **HS:** JOHN CURTIS (RIVER RIDGE, LA)
BORN: 11/15/94, BOUTTE, LA
EXP. (NFL/RAVENS): 2/2 **GP/GS (PLAYOFFS):** 16/3 (1/0)



— KEY TRANSACTIONS —

- Kenny Young was selected by the Ravens in the fourth round (122nd overall) of the 2018 NFL Draft...Was the second of Baltimore's three picks in the round (CB Anthony Averett, 118th and WR Jaleel Scott, 132nd)

— CAREER HIGHLIGHTS —

- In 2018, appeared in 16 games as a rookie, recording 47 tackles (37 solo), 2.5 sacks, 1 PD and 1 FF for the NFL's No. 1 overall (292.9 ypg) and No. 2 scoring (17.9 ppg) defense
- Earned his first-career start and posted a game-high 10 tackles in the 27-14 victory vs. Den. (9/23/18)
- Appeared in his first-career NFL game and recorded his first-career sack, posting 4 tackles (all solo) overall for a defense that registered 6 sacks and 2 INTs in the 47-3 season-opening win vs. Buf. (9/9/18)

— PERSONAL —

- Active member of the UCLA community and enjoyed partaking in service projects
- Names Ravens' Hall of Fame LB Ray Lewis as his favorite athlete and grew up a Ravens fan
- Was a member of the debate team his junior year at UCLA
- Majored in sociology...One of his papers was published as an example for students in future classes
- Adoptive father, Dominic Brown, set several school football records at Destrehan (LA) HS, but had them broken by Hall of Fame Ravens S Ed Reed
- Traveled to Israel and Greece during the 2019 offseason

— SEASON RECAPS —

2018: (BALTIMORE RAVENS – 16/3, 1/0)

- Appeared in 16 games as a rookie, recording 47 tackles (37 solo), 2.5 sacks, 1 PD and 1 FF for the NFL's No. 1 overall (292.9 ypg) and No. 2 scoring (17.9 ppg) defense
- Contributed 1 of the Ravens' 15 QB hits at KC (12/9)...The 15 QB hits are the most Baltimore's defense has produced in a game since 2014 (15 vs. Jax.)
- Registered 3 solo tackles and a FF for a defense that held Atlanta to just 131 yards – the fewest by a Falcons team since 1999 (105 at SF) – in the 26-16 win at Atl. (12/2)
- Had 3 tackles and a sack (-3 yards) for a defense that posted franchise records in sacks (11) and passing yards allowed (51) in the 21-0 win at Ten. (10/14)
- Earned his first-career start and posted a game-high 10 tackles in the 27-14 victory vs. Den. (9/23)
- Recorded a career-high 7 tackles (4 solo), including 1 TFL, at Cin. (9/13)...Played the majority of the game, filling in for an injured C.J. Mosley (knee bone bruise)
- Appeared in his first-career NFL game and recorded his first-career sack, posting 4 tackles (all solo) and 1 TFL for a defense that registered 6 sacks and 2 INTs in the 47-3 season-opening win vs. Buf. (9/9)

— COLLEGE —

- Eclipsed the century mark in tackles (110), en route to earning first-team All-Pac-12 honors and second-team *USA TODAY* All-American honors in 2017
- As a senior, posted a single-game career-high 15 tackles vs. Cal, earning Pac-12 Player of the Week honors

REGULAR SEASON

| Year | Team | GP | GS | TACKLES | | | SACKS | | INTERCEPTIONS | | | | FUMBLES | | | |
|---------------|-----------|-----------|----------|-----------|-----------|-----------|------------|------------|---------------|----------|----------|----------|----------|----------|----------|----------|
| | | | | TT | Solo | Asst. | No. | Yards | No. | Yards | LG | TD | PD | FF | FR | Yards |
| 2018 | Baltimore | 16 | 3 | 47 | 37 | 10 | 2.5 | 5.5 | 0 | 0 | 0 | 0 | 1 | 1 | 0 | 0 |
| Totals | | 16 | 3 | 47 | 37 | 10 | 2.5 | 5.5 | 0 | 0 | 0 | 0 | 1 | 1 | 0 | 0 |

SPECIAL TEAMS TACKLES (4): 2018 (4)

CAREER SINGLE-GAME HIGHS [REGULAR SEASON]

| | | |
|--|--|---|
| Total Tackles: 10 (9/23/18 vs. Den.) | INTs: None | Forced Fumbles: 1 (12/2/18 at Atl.) |
| Solo Tackles: 8 (9/23/18 vs. Den.) | Passes Defensed: 1 (11/25/18 vs. Oak.) | Fumble Recoveries: None |
| | | Sacks: 1 2 times (last: 10/14/18 at Ten.) |

POSTSEASON

| Year | Team | GP | GS | TACKLES | | | SACKS | | INTERCEPTIONS | | | | FUMBLES | | | |
|---------------|-----------|----------|----------|----------|----------|----------|------------|------------|---------------|----------|----------|----------|----------|----------|----------|----------|
| | | | | TT | Solo | Asst. | No. | Yards | No. | Yards | LG | TD | PD | FF | FR | Yards |
| 2018 | Baltimore | 1 | 0 | 2 | 2 | 0 | 0.0 | 0.0 | 0 | 0 | 0 | 0 | 0 | 0 | 0 | 0 |
| Totals | | 1 | 0 | 2 | 2 | 0 | 0.0 | 0.0 | 0 | 0 | 0 | 0 | 0 | 0 | 0 | 0 |

40 KENNY YOUNG

2018

GAME-BY-GAME DEFENSE

RAVENS

| Date/Opp. | TT | Solo | Asst. | Sacks | INT | PD | FF | FR |
|-----------------|-----------|-----------|-----------|----------------|------------|----------|----------|----------|
| 9/9 vs. Buf. | 4 | 4 | 0 | 1-0 | 0-0 | 0 | 0 | 0 |
| 9/13 @ Cin. | 7 | 4 | 3 | 0-0 | 0-0 | 0 | 0 | 0 |
| 9/23 vs. Den. | 10 | 8 | 2 | 0-0 | 0-0 | 0 | 0 | 0 |
| 9/30 @ Pit. | 0 | 0 | 0 | 0-0 | 0-0 | 0 | 0 | 0 |
| 10/7 @ Cle. | 2 | 1 | 1 | 0.5-2.5 | 0-0 | 0 | 0 | 0 |
| 10/14 @ Ten. | 3 | 2 | 1 | 1-3 | 0-0 | 0 | 0 | 0 |
| 10/21 vs. NO | 4 | 3 | 1 | 0-0 | 0-0 | 0 | 0 | 0 |
| 10/28 @ Car. | 2 | 1 | 1 | 0-0 | 0-0 | 0 | 0 | 0 |
| 11/4 vs. Pit. | 4 | 3 | 1 | 0-0 | 0-0 | 0 | 0 | 0 |
| 11/18 vs. Cin. | 4 | 4 | 0 | 0-0 | 0-0 | 0 | 0 | 0 |
| 11/25 vs. Oak. | 2 | 2 | 0 | 0-0 | 0-0 | 1 | 0 | 0 |
| 12/2 @ Atl. | 3 | 3 | 0 | 0-0 | 0-0 | 0 | 1 | 0 |
| 12/9 @ KC | 0 | 0 | 0 | 0-0 | 0-0 | 0 | 0 | 0 |
| 12/16 vs. TB | 1 | 1 | 0 | 0-0 | 0-0 | 0 | 0 | 0 |
| 12/22 @ LAC | 1 | 1 | 0 | 0-0 | 0-0 | 0 | 0 | 0 |
| 12/30 vs. Cle. | 0 | 0 | 0 | 0-0 | 0-0 | 0 | 0 | 0 |
| Totals | 47 | 37 | 10 | 2.5-5.5 | 0-0 | 1 | 1 | 0 |
| Playoffs | | | | | | | | |
| 1/6/19 vs. LAC | 2 | 2 | 0 | 0-0 | 0-0 | 0 | 0 | 0 |
| Totals | 2 | 2 | 0 | 0-0 | 0-0 | 0 | 0 | 0 |

- His 304 career tackles rank 13th in UCLA history
- Returned an INT a career-long 40 yards vs. Stanford (2016)
- In 2015, recorded his first-career INT (returned 23 yards for a TD) at UNLV
- Earned honorable mention on the All-Pac-12 academic team (2017)... Named second-team All-Pac-12 (2016)

— HIGH SCHOOL —

- Prepped at John Curtis (River Ridge, LA) HS, where he recorded 122 tackles as a senior, earned team MVP honors and helped lead his team to a state championship
- In 2013, was named to the American Family Insurance/*USA Today* All-USA second team and was tabbed the *Times Picayune/NOLA.com* All-Metro Small Schools Defensive Player of the Year
- Was chosen to play in the U.S. Army All-America Bowl and led the West team with 6 tackles

RAVENS TURNOVER TABLE / SINCE 2000

| Year | TA/TO | Plus/Minus | Record |
|--------------|----------------|------------|----------------|
| 2018 | 17/20 | -3 | 10-6 |
| 2017 | 34/17 | +17 | 9-7 |
| 2016 | 28/23 | +5 | 8-8 |
| 2015 | 14/28 | -14 | 5-11 |
| 2014 | 22/20 | +2 | 10-6 |
| 2013 | 24/29 | -5 | 8-8 |
| 2012 | 25/16 | +9 | 10-6 |
| 2011 | 26/24 | +2 | 12-4 |
| 2010 | 27/20 | +7 | 12-4 |
| 2009 | 32/22 | +10 | 9-7 |
| 2008 | 34/21 | +13 | 11-5 |
| 2007 | 23/40 | -17 | 5-11 |
| 2006 | 40/23 | +17 | 13-3 |
| 2005 | 26/36 | -10 | 6-10 |
| 2004 | 34/23 | +11 | 9-7 |
| 2003 | 41/38 | +3 | 10-6 |
| 2002 | 31/32 | -1 | 7-9 |
| 2001 | 28/36 | -8 | 10-6 |
| 2000 | 49/26 | +23 | 12-4 |
| Total | 555/494 | +61 | 176-128 |

Since 2000, here are the Ravens' records in a game:

| | |
|-------------------------------------|--------|
| When turnover ratio is +2 or better | 78-5 |
| When turnover ratio is +1 or better | 113-17 |
| When turnover ratio is even | 31-24 |
| When turnover ratio is negative | 31-85 |

78-5

Since 2000, the Ravens are 78-5 when posting at least a +2 turnover margin, with the only losses coming in 2010 (23-20 OT at NE), 2012 (24-23 at Phi.), 2014 (34-33 vs. SD) and 2016 (27-23 at NYG & 30-23 at NE).



—YOUNG'S COMMUNITY IMPACT—

- Hosted his inaugural Forever Young Football Camp at John Curtis (River Ridge, LA) HS (2019)
- Hosted an *Instant Family* movie premiere for kids from the Boys and Girls Club and KidsPeace at the AMC theatre in Owings Mills (2018)
- Joined teammates to sign autographs and play games during the Ravens' A Purple Evening, the team's annual event dedicated to female fans (2018)
- Participated in the Ravens' "Sip' N Paint" event for breast cancer survivors and those still undergoing treatment (2018)
- Raised support and awareness via public service announcement about Vehicles for Change, a nonprofit that empowers financially challenged families to achieve economic and personal independence through car ownership and technical training (2018)
- Alongside teammates, helped distribute shoes to students at Collington Square Elementary/Middle School with Samaritan's Feet (2018)



25 TAVON YOUNG

CORNERBACK
5-9 | 185

COLLEGE: TEMPLE **HS:** POTOMAC (OXON HILL, MD)

BORN: 3/14/94, OXON HILL, MD

EXP. (NFL/RAVENS): 4/4 **GP/GS (PLAYOFFS):** 31/17 (0/0)



— KEY TRANSACTIONS —

- Re-signed (four-year contract, three-year extension) with Baltimore on 2/22/19
- Placed on Injured Reserve on 9/1/17 after suffering a knee injury during 2017 June OTAs
- Selected by the Ravens in the fourth round (104th overall) of the 2016 NFL Draft...Young was the first of five players selected in the fourth round

— CAREER HIGHLIGHTS —

- In 2018, tallied 36 tackles (34 solo), 5 PD, 2 sacks, 2 FR-TDs and 1 INT for the league's No. 1 overall (292.9 ypg) and No. 2 scoring (17.9 ppg) defense...His 62-yard-long FR-TD at LAC stands as a franchise record
- Was one of four NFL players to score multiple defensive TDs (both FRs) in 2018
- Posted his second scoop-and-score of the 2018 season, returning a FR a franchise-record 62 yards to seal the Ravens' victory at LAC (12/22/18)
- Scored the first TD of his career when he ran 12 yards after recovering a FF in the 26-16 win at Atl. (12/2/18)
- Became the second Ravens DB (Bennie Thompson, 3 on 11/10/96 at Jax.) ever to record at least 2 sacks in a game in the 47-3 season-opening win vs. Buf. (9/9/18)
- In the first start of Young's career, intercepted QB Eli Manning at NYG (10/16/16)
- Recorded his first-career INT and posted 3 special teams tackles at Jax. (9/25/16)
- Scored Baltimore's first 2 points on a defensive 2-point conversion, when he scooped up a blocked PAT and returned it for a score in a 25-20 win at Cle. (9/18/17)

— PERSONAL —

- Majored in adult and organizational development

— NOTE THE QUOTE —

"I like [playing] nickel. I feel like you can do a little bit of everything. You can get sacks, strips, fumbles, interceptions and tackles for loss. That's where the action is."

— **CB Tavon Young**

— SEASON RECAPS —

2018: (BALTIMORE RAVENS – 15/6, 0/0)

- Tallied 36 tackles (34 solo), 5 PD, 2 sacks, 2 FR-TDs and 1 INT for the league's No. 1 overall (292.9 ypg) and No. 2 scoring (17.9 ppg) defense...His 62-yard-long FR-TD at

LAC stands as a franchise record...Was one of four NFL players to score multiple defensive TDs in 2018

- Was a gameday inactive (groin) in the Wild Card vs. LAC (1/6/19)
- Scored his second TD of the season, returning a game-sealing FR 62 yards in the 22-10 win at LAC (12/22)...His 2 FR-TDs in 2018 tie (Adalius Thomas, 2005) for the most in Ravens single-season history
- Scored the first TD of his career when he ran 12 yards for paydirt after recovering a FF by ILB Patrick Onwuasor in the 26-16 win at Atl. (12/2)
- Recorded 4 solo tackles vs. Pit. (11/4) before leaving the game in the fourth quarter with an ankle injury
- Recorded his third-career INT, adding 4 solo tackles, for a "D" that registered 10 TFL, 8 PD and 5 sacks at Cle. (10/7)
- After spending the 2017 season on IR (knee), had a dominant first game by posting 3 tackles, a career-high 2 sacks (-7 yards) and 1 PD in the 47-3 win vs. Buf. (9/9)

2017: (BALTIMORE RAVENS – 0/0, INJURED RESERVE)

- Missed the season due to a knee injury sustained in June OTAs and was placed on Injured Reserve on 9/1

2016: (BALTIMORE RAVENS – 16/11)

- Started 11 games as a rookie, tallying 50 tackles (41 solo), 2 INTs (returned 22 yards), 8 PD and 1 FR for a defense that finished first in the league with 18 INTs (tied, SD and KC), allowed the NFL's fifth-fewest rushing yards (89.4 ypg) and was the league's seventh-ranked unit (322.1 ypg)
- Helped Baltimore become one of three teams (Den. & Sea.) to rank in the NFL's Top 10 in total defense in three-straight seasons (2014-16)

2018

GAME-BY-GAME DEFENSE

| RAVENS | | | | | | | | | |
|----------------|------------------|-----------|----------|------------|------------|----------|----------|----------|--|
| Date/Opp. | TT | Solo | Asst. | Sacks | INT | PD | FF | FR | |
| 9/9 vs. Buf. | 3 | 3 | 0 | 2-7 | 0-0 | 1 | 0 | 0 | |
| 9/13 @ Cin. | 4 | 4 | 0 | 0-0 | 0-0 | 0 | 0 | 0 | |
| 9/23 vs. Den. | 3 | 2 | 1 | 0-0 | 0-0 | 0 | 0 | 0 | |
| 9/30 @ Pit. | 3 | 2 | 1 | 0-0 | 0-0 | 1 | 0 | 0 | |
| 10/7 @ Cle. | 4 | 4 | 0 | 0-0 | 1-0 | 1 | 0 | 0 | |
| 10/14 @ Ten. | 1 | 1 | 0 | 0-0 | 0-0 | 0 | 0 | 0 | |
| 10/21 vs. NO | 4 | 4 | 0 | 0-0 | 0-0 | 0 | 0 | 0 | |
| 10/28 @ Car. | 2 | 2 | 0 | 0-0 | 0-0 | 0 | 0 | 0 | |
| 11/4 vs. Pit. | 4 | 4 | 0 | 0-0 | 0-0 | 1 | 0 | 0 | |
| 11/18 vs. Cin. | 2 | 2 | 0 | 0-0 | 0-0 | 0 | 0 | 0 | |
| 11/25 vs. Oak. | INACTIVE - GROIN | | | | | | | | |
| 12/2 @ Atl. | 0 | 0 | 0 | 0-0 | 0-0 | 0 | 0 | 1* | |
| 12/9 @ KC | 1 | 1 | 0 | 0-0 | 0-0 | 0 | 0 | 0 | |
| 12/16 vs. TB | 2 | 2 | 0 | 0-0 | 0-0 | 0 | 0 | 0 | |
| 12/22 @ LAC | 1 | 1 | 0 | 0-0 | 0-0 | 0 | 0 | 1* | |
| 12/30 vs. Cle. | 2 | 2 | 0 | 0-0 | 0-0 | 1 | 0 | 0 | |
| Totals | 36 | 34 | 2 | 2-7 | 1-0 | 5 | 0 | 2 | |
| Playoffs | | | | | | | | | |
| 1/6/19 vs. LAC | INACTIVE - GROIN | | | | | | | | |
| Totals | 0 | 0 | 0 | 0-0 | 0-0 | 0 | 0 | 0 | |

* Both FRs returned for TDs (12 yards at Atl. & 62 yards at LAC)

25 TAVON YOUNG

- Posted a career-high-tying 2 PD and notched 4 solo tackles in the 19-14 victory vs. Cin. (11/27)
- Tallied 4 stops and 2 PD for a defense that limited the Browns to 144 yards of total offense, marking the eighth fewest in Ravens history, in the 28-7 win vs. Cle. (11/10)
- Started and posted a career-high 6 tackles at NYJ (10/23)
- Notched his first-career start and returned a QB Eli Manning INT 16 yards to put the Ravens in scoring position at NYG (10/16)
- Posted his first-career FR after DE Lawrence Guy forced a fumble in the fourth quarter vs. Oak. (10/2)

YOUNG'S DEFENSIVE TOUCHDOWNS

In 2018, **CB Tavon Young** was one of four NFL players to score multiple defensive TDs (both FRs).

MOST NFL DEFENSIVE TOUCHDOWNS (2018 Season)

| Rk. | Defender | Total D-TD | FR-TD | INT-TD |
|-----|---------------------------|------------|----------|----------|
| 1. | Eddie Jackson (Chi.) | 3 | 1 | 2 |
| 2. | Tavon Young (Bal.) | 2 | 2 | 0 |
| | Alec Ogletree (NYG) | 2 | 0 | 2 |
| | Samson Ebukam (LAR) | 2 | 1 | 1 |



CB Tavon Young scored his first-career TD (above left) on a 12-yard FR after recovering a FF by ILB Patrick Onwuasor in the 26-16 win at Atl. (12/2)...He later added his second TD of the season (above right), returning a game-sealing FR 62 yards, in the 22-10 win at LAC (12/22).

REGULAR SEASON

| Year | Team | GP | GS | TACKLES | | | SACKS | | INTERCEPTIONS | | | | | FUMBLES | | |
|---------------|-----------|-----------|-----------|------------------------|-----------|-----------|------------|------------|---------------|-----------|-----------|----------|-----------|----------|----------|-----------|
| | | | | TT | Solo | Asst. | No. | Yards | No. | Yards | LG | TD | PD | FF | FR | Yards |
| 2016 | Baltimore | 16 | 11 | 50 | 41 | 9 | 0.0 | 0.0 | 2 | 22 | 16 | 0 | 8 | 0 | 1 | 0 |
| 2017 | Baltimore | 0 | 0 | INJURED RESERVE - KNEE | | | -- | -- | -- | -- | -- | -- | -- | -- | -- | -- |
| 2018 | Baltimore | 15 | 6 | 36 | 34 | 2 | 2.0 | 7.0 | 1 | 0 | 0 | 0 | 5 | 0 | 2 | 74 |
| Totals | | 31 | 17 | 86 | 75 | 11 | 2.0 | 7.0 | 3 | 22 | 16 | 0 | 13 | 0 | 3 | 74 |

SPECIAL TEAMS TACKLES (4): 2016 (3); 2018 (1)

CAREER SINGLE-GAME HIGHS (REGULAR SEASON)

| | | |
|--|--|--|
| Total Tackles: 6 (10/23/16 at NYJ) | INTs: 1 3 times (last: 10/7/18 at Cle.) | Forced Fumbles: None |
| Solo Tackles: 4 7 times (last: 11/4/18 vs. Pit.) | Passes Defensed: 2 2 times (last: 11/27/16 vs. Cin.) | Fumble Recoveries: 1 3 times (last: 12/22/18 at LAC) |
| Sacks: 2 (9/9/18 vs. Buf.) | | |

Additional Statistics: Returned a blocked PAT for a defensive 2-point conversion at Cle. (9/18/16); Recovered a fumble and returned it 12 yards for a TD at Atl. (12/2/18); Recovered a fumble and returned it 62 yards for a TD at LAC (12/22/18)

POSTSEASON

| Year | Team | GP | GS | TACKLES | | | SACKS | | INTERCEPTIONS | | | | | FUMBLES | | |
|---------------|-----------|----------|----------|------------------|----------|----------|------------|------------|---------------|----------|----------|----------|----------|----------|----------|----------|
| | | | | TT | Solo | Asst. | No. | Yards | No. | Yards | LG | TD | PD | FF | FR | Yards |
| 2018 | Baltimore | 0 | 0 | INACTIVE - GROIN | | | -- | -- | -- | -- | -- | -- | -- | -- | -- | -- |
| Totals | | 0 | 0 | 0 | 0 | 0 | 0.0 | 0.0 | 0 | 0 | 0 | 0 | 0 | 0 | 0 | 0 |

25 TAVON YOUNG

- Recorded his first-career INT, which he secured off a tipped pass from DT Timmy Jernigan, while playing from scrimmage for a unit that limited the Jaguars to 216 yards of total offense in the 19-17 win at Jax. (9/25)...Also was a standout performer on special teams, posting 3 tackles
- Notched 2 solo stops for a defense that posted a shutout in the final three quarters in a 25-20, come-from-behind win at Cle. (9/18)...The 20-point turnaround marked the Ravens' second-largest comeback victory in team history...Young scored the team's first 2 points on a defensive 2-point conversion, when he scooped up a blocked PAT (Lawrence Guy) and returned it for the score
- In 2014, led the team in INTs (4) and the AAC in INT return yards (153), returning 1 for a TD...Amassed 23 tackles (22 solo), 1 FR-TD, 1 INT-TD and ranked third in the conference with 9 PD, earning honorable mention All-AAC honors
- Racked up 51 tackles (39 solo), 1 TFL (-4 yards), 1 INT, 1 FF, 1 FR and a team-leading 5 PD in 2013
- Became one of just four true freshman to start in 2012, registering 12 tackles (9 solo), 2 INTs, 2 TFL (-17 yards), 2 PD, 1 FF, 1 FR and 1.5 sacks

— HIGH SCHOOL —

- Played in 48 career games (32 starts), posting 127 tackles (99 solo), 2.5 sacks (-20 yards), 8 TFL (-34 yards), 21 PD, 7 INTs (157 return yards), 2 FFs and 3 FRs...Scored on 2 TD returns (an INT and FR)
- Produced 41 tackles (29 solo), a career-high 5 TFL (-13 yards), 1 sack and finished second on the team with 7 PD as a senior in 2015, earning a trip to the 2016 Senior Bowl
- Prepped at Potomac (Oxon Hill, MD) HS, where as a senior, he was named first-team All-League, All-Metro and a Chick-fil-A Challenge All-Star
- Earned first-team All-State, All-League and All-County honors as a junior in 2010 after posting 31 tackles, 12 PD, 7 INTs and 1 FR...Also had 35 receptions for 9 TDs and 3 return TDs for the Wolverines
- Also lettered in track and basketball

— YOUNG'S COMMUNITY IMPACT —

- Participated in Anthony Levine Sr.'s 10th Annual Home Run Derby & Softball Game with teammates (2019)
- Participated in the Ravens' Signature Project with M&T Bank to renovate the facility and visit with children at the Webster Kendrick Boys & Girls Club in Baltimore (2019)
- Helped distribute coats and warm weather gear to residents at the annual Helping Up Mission coat distribution (2018)
- Partnered with teammates and Ravens staff members to renovate Mary Ann Winterling Elementary School in downtown Baltimore (2017)
- Joined the 2016 rookie class at the Helping Up Mission in Baltimore City, visiting with and serving lunch to residents
- Participated in the Ravens' PLAY 60 Festival, to kick off the team's year-round efforts to encourage children to be active for at least 60 minutes per day, and joined 300 children from various Baltimore City after-school programs at Patterson Park Utz Twardowicz Field (2016)
- Joined youth from Woodson Elementary and George Washington Elementary to participate with the United Way for the annual Hometown Huddle Ravens' TEAM Challenge event at Under Armour's Banner Field in Baltimore City (2016)
- Attended the Purple Dinner Party at M&T Bank Stadium, where he engaged with members of Purple, the official Baltimore Ravens club created just for women (2016)
- Supports teammates' charitable endeavors, including Matthew Judon's Lip Sync and Karaoke Party (2018), former player Lardarius Webb's Turkey Distribution (2016) and Celebrity Softball game (2017)



BALTIMORE RAVENS

2019 DRAFT PICKS



| No. | Name | Pos. | Ht. | Wt. | Birthdate | College | How Acq. |
|-----|-----------------|------|------|-----|-----------|---------------------|----------|
| 15 | Marquise Brown | WR | 5-9 | 170 | 6/4/97 | Oklahoma | D1 '19 |
| 45 | Jaylon Ferguson | OLB | 6-5 | 270 | 12/14/95 | Louisiana Tech | D3a '19 |
| 80 | Miles Boykin | WR | 6-4 | 220 | 10/12/96 | Notre Dame | D3b '19 |
| 43 | Justice Hill | RB | 5-10 | 200 | 11/14/97 | Oklahoma State | D4a '19 |
| 70 | Ben Powers | G | 6-4 | 310 | 10/29/96 | Oklahoma | D4b '19 |
| 37 | Iman Marshall | CB | 6-1 | 210 | 2/27/97 | Southern California | D4c '19 |
| 94 | Daylon Mack | DT | 6-1 | 340 | 2/23/97 | Texas A&M | D5 '19 |
| 7 | Trace McSorley | QB | 6-0 | 202 | 8/23/95 | Penn State | D6 '19 |



ALWAYS MORE
NEVER LESS.



15 MARQUISE BROWN

WIDE RECEIVER
5-9 | 170

COLLEGE: OKLAHOMA HS: CHAMINADE MADONNA (HOLLYWOOD, FL)
BORN: 6/4/97, HOLLYWOOD, FL
EXP. (NFL/RAVENS): ROOKIE COLLEGE GP/GS: 27/21



— KEY TRANSACTIONS —

- Marquise Brown was selected by the Ravens in the first round (25th overall) of the 2019 NFL Draft

— COLLEGE HONORS —

- First-team All-American by the AP, ESPN and *Sports Illustrated* (2018)
- Second-team All-American by AFCA and FWAA (2018)
- First-team All-Big 12 by coaches and media (2018)
- Biletnikoff Award semifinalist (2018)
- Honorable mention All-Big 12 by coaches (2017)

— CAREER HIGHLIGHTS —

- Registered 132 catches for 2,413 yards and 17 TDs in two seasons at Oklahoma
- Averaged 89.4 receiving yards per game during his OU career and 18.3 yards per catch
- In 2018, tied for the national lead in receptions of 40-plus yards (11), 50-plus yards (7) and 60-plus yards (4)... Tallied 1,318 receiving yards, which rank as fourth most in Sooner single-season history

— PERSONAL —

- Is the cousin of Raiders WR Antonio Brown
- Nickname is "Hollywood," which is the city where Brown grew up...Sports announcer Gus Johnson first coined the nickname while calling a big game of Brown's in 2017
- Originally didn't receive a D-I scholarship offer out of high school...Opted to play at College of the Canyons (Santa Clarita, CA) for one year...To pay for school, worked at Six Flags as an operator on the ride "Full Throttle"
- Played Pop Warner football against QB Lamar Jackson
- Majored in human relations at Oklahoma

— NOTE THE QUOTE —

"He's a playmaker. He's a guy who can do a lot of different things with the ball in his hands. He can catch screen passes, he can run reverses, he can run deep, and he has outstanding hands. I think he's tough, and he's electric."

— **EVP & GM Eric DeCosta**

— SEASON RECAPS —

2018: (OKLAHOMA – 14/13)

- Tabbed first-team All-American by the AP, ESPN and *Sports Illustrated* and earned first-team All-Big 12 honors after posting 75 catches for 1,318 yards and 10 TDs
- Tied for the national lead in receptions of 40-plus yards (11), 50-plus yards (7) and 60-plus yards (4)...Also registered six games with at least 100 receiving yards
- Paired with WR CeeDee Lamb to give OU its first duo to each record at least 1,000 receiving yards in a season
- Helped OU average 48.4 points per game and 570.3 net yards per game, both marks ranking No. 1 in FBS
- Produced a career-high 11 catches for 243 yards (second most in OU single-game history) and 2 TDs in win at No. 12 West Virginia
- Had 9 catches for 191 yards and 1 TD vs. Iowa State, setting set a school record for receiving yards in a half (189)

2017: (OKLAHOMA – 13/8)

- Tallied 57 catches for a team-high 1,095 receiving yards, which ranked eighth in OU single-season history
- Helped OU set single-season school records for total offense (579.6 ypg; led FBS), yards per play (8.3; second all time in FBS), passing yards per game (361.8) and completion percentage (71%; led FBS)
- Racked up team highs of 8 catches for 114 yards and 1 TD vs. Georgia in the CFP Semifinal at the Rose Bowl
- Led the team with 87 receiving yards and 1 TD on 3 catches vs. TCU in a Big 12 Championship game victory
- Caught 9 passes for a school-record 265 yards at Oklahoma State in OU's 62-52 Bedlam victory

2016: (COLLEGE OF THE CANYONS – 10/10)

- Recorded 50 catches for 754 yards and 10 TDs (all team highs)...Earned first-team Southern California Football Association (SCFA) honors as a freshman
- Posted 13 KORs for 402 yards (30.9 avg.), including an 84-yard TD...Added 182 yards and a 73-yard TD on 9 PR

— HIGH SCHOOL —

- Prepped at Chaminade-Madonna (Hollywood, FL) HS, where he lettered in football and track

COLLEGE STATISTICS

| Year | School | GP | GS | RECEIVING | | | | | RUSHING | | | | |
|---------------|----------|-----------|-----------|------------|--------------|-------------|-----------|-----------|----------|----------|------------|----------|----------|
| | | | | No. | Yards | Avg. | LG | TD | No. | Yards | Avg. | LG | TD |
| 2017 | Oklahoma | 13 | 8 | 57 | 1,095 | 19.2 | 87 | 7 | 1 | 0 | 0.0 | 0 | 0 |
| 2018 | Oklahoma | 14 | 13 | 75 | 1,318 | 17.6 | 77 | 10 | 2 | 0 | 0.0 | 0 | 0 |
| Totals | | 27 | 21 | 132 | 2,413 | 18.3 | 87 | 17 | 3 | 0 | 0.0 | 0 | 0 |



45 JAYLON FERGUSON

OUTSIDE LINEBACKER
6-5 | 270

COLLEGE: LOUISIANA TECH **HS:** WEST FELICIANA (ST. FRANCISVILLE, LA)
BORN: 12/14/95, ZACHARY, LA
EXP. (NFL/RAVENS): ROOKIE **COLLEGE GP/GS:** 51/43



— KEY TRANSACTIONS —

- Jaylon Ferguson was selected by the Ravens in the third round (85th overall) of the 2019 NFL Draft...Was the first of two players (WR Miles Boykin) selected in the round

— COLLEGE HONORS —

- Conference USA Defensive Player of the Year (2018)
- First-team All-Conference USA (2016-18)
- First-team All-Louisiana (2016-18)
- Walter Camp second-team All-America (2018)
- FWAAs second-team All-America (2018)
- *Sporting News* second-team All-America (2018)
- *Associated Press* third-team All-America (2018)
- SoFi Hawaii Bowl Most Outstanding Player (2018)
- FWAAs Freshman All-America (2015)
- *Sporting News* Freshman All-America (2015)
- Second-team All-Louisiana (2015)
- All-Conference USA Honorable Mention (2015)
- Conference USA All-Freshman Team (2015)

— CAREER HIGHLIGHTS —

- Recorded 187 tackles (111 solo), 45 sacks, 8 FFs, 4 FRs and 7 PD in 51 career games at Louisiana Tech
- Broke the all-time NCAA record for career sacks (45), besting longtime Ravens OLB Terrell Suggs, who posted 44 career sacks at Arizona State

— PERSONAL —

- Following a devastating tornado strike, spent time on 2019 draft week lending a helping hand in the relief efforts surrounding his college community of Ruston, LA
- Nickname is "Sack Daddy"
- Graduated with a degree in general studies

— SEASON RECAPS —

2018: (LOUISIANA TECH – 13/13)

- Named Conference USA Defensive Player of the Year after leading the nation in sacks with a school and C-USA record 17.5 sacks

- Broke the NCAA's all-time record with 45 career sacks, passing former Ravens OLB Terrell Suggs, who amassed 44 sacks at Arizona State
- Tallied 64 tackles (37 solo), a team-high 26 TFL, 17.5 sacks, 9 QB hurries, 4 PD, 2 FFs and 1 FR...Had five multi-sack games on the season
- Broke the NCAA sack record after posting 2.5 sacks in his final collegiate game in LA Tech's win over Hawaii in the 2018 SoFi Hawaii Bowl
- Registered a career-high 4 sacks (-31 yards) at North Texas

2017: (LOUISIANA TECH – 12/11)

- Started 11 games despite an injury that caused him to miss some time
- Recorded 39 tackles (25 solo), a team-high 7 sacks and 9.5 TFL...Added 1 FR and had 2 blocked kicks
- Recorded 2 blocked kicks vs. Mississippi State

2016: (LOUISIANA TECH – 14/14)

- Produced 49 tackles (27 solo), a team-high 16 TFL and then-school-record 14.5 sacks for the Bulldogs...Also recorded 4 FFs, 2 FRs and 2 PD on the season
- Had a career-high 8 tackles vs. Western Kentucky in the C-USA Championship game
- Posted four multi-sack performances on the year

2015: (LOUISIANA TECH – 12/5)

- Totaled 35 tackles (22 solo) and a team-high 15 TFL as a redshirt freshman
- Tied a team high with 6 sacks and also recorded 2 FFs
- Posted 7 tackles (5 solo), 2 sacks and 4 TFL in his first-career start at The University of Texas at San Antonio

2014: (LOUISIANA TECH – 0/0)

- Redshirted as a true freshman at Louisiana Tech

— HIGH SCHOOL —

- Prepped at West Feliciana (St. Francisville, LA) HS, where he lettered four years in football and basketball
- Earned All-State honors, was an East All-Star and garnered district and metro MVP honors as a senior

COLLEGE STATISTICS

| Year | Team | GP | GS | TACKLES | | | SACKS | | INTERCEPTIONS | | | | FUMBLES | | | |
|---------------|---------|-----------|-----------|------------|------------|-----------|-------------|--------------|---------------|----------|----------|----------|----------|----------|----------|----------|
| | | | | TT | Solo | Asst. | No. | Yards | No. | Yards | LG | TD | PD | FF | FR | Yards |
| 2015 | LA Tech | 12 | 5 | 35 | 22 | 13 | 6.0 | 49.0 | 0 | 0 | 0 | 0 | 1 | 2 | 0 | 0 |
| 2016 | LA Tech | 14 | 14 | 49 | 27 | 22 | 14.5 | 89.0 | 0 | 0 | 0 | 0 | 2 | 4 | 2 | 0 |
| 2017 | LA Tech | 12 | 11 | 39 | 25 | 14 | 7.0 | 38.0 | 0 | 0 | 0 | 0 | 0 | 0 | 1 | 0 |
| 2018 | LA Tech | 13 | 13 | 64 | 37 | 27 | 17.5 | 111.0 | 0 | 0 | 0 | 0 | 4 | 2 | 1 | 5 |
| Totals | | 51 | 43 | 187 | 111 | 76 | 45.0 | 287.0 | 0 | 0 | 0 | 0 | 7 | 8 | 4 | 5 |



80 MILES BOYKIN

WIDE RECEIVER
6-4 | 220

COLLEGE: NOTRE DAME HS: PROVIDENCE CATHOLIC (NEW LENOX, IL)
BORN: 10/12/96, TINLEY PARK, IL
EXP. (NFL/RAVENS): ROOKIE COLLEGE GP/GS: 37/13



— KEY TRANSACTIONS —

- Miles Boykin was selected by the Ravens in the third round (93rd overall) of the 2019 NFL Draft...Was the second of two Ravens' picks in the third round (OLB Jaylon Ferguson)

— COLLEGE HONORS —

- Notre Dame Offensive Player of the Year (2018)
- Citrus Bowl MVP (2018)

— CAREER HIGHLIGHTS —

- Finished his college career with 77 receptions for 1,206 yards (15.7 avg.) and 11 TDs
- In his senior season, named Notre Dame Offensive Player of the Year after leading the team with 872 receiving yards on 59 catches and 8 TDs
- Recorded at least 1 TD catch in six-straight games in 2018, the longest such streak by an Irish WR since Will Fuller in 2014
- Snagged a game-winning 55-yard TD catch with one hand to help Notre Dame secure a 21-17, come-from-behind victory vs. LSU in the 2018 Citrus Bowl

— PERSONAL —

- Wore No. 81 in college in honor of Calvin Johnson, one of his favorite receivers, and his brother and teammate, George, who gave him the number in high school after an injury halted his football career
- Graduated with a degree in marketing

— NOTE THE QUOTE —

"Miles Boykin, he's a really intriguing player from Notre Dame, a size, speed receiver with really tremendous physical gifts, an outside vertical guy. ... We think his skillset complements our offense extremely well."

— EVP & GM Eric DeCosta

— SEASON RECAPS —

2018: (NOTRE DAME – 13/12)

- Led the Irish with 872 receiving yards on 59 catches and 8 TDs in a season that saw Notre Dame reach its first appearance in the College Football Playoff

- Recorded at least 1 TD catch in six-straight games, the longest such streak by an Irish WR since Will Fuller in 2014
- Eclipsed 100 receiving yards in three games and had two games with multiple TD catches
- Recorded 11 receptions for 144 yards and a TD vs. Stanford
- Made a pair of TD catches among 8 receptions for 117 yards at No. 24 Virginia Tech
- Recorded 4 catches for 58 yards and 2 TDs vs. Navy

2017: (NOTRE DAME – 12/1)

- Caught 12 passes for 253 yards and 2 TDs, leading the Irish receiving corps with a 21.1 yards-per-catch average
- Caught 3 passes for 102 yards, including a game-winning, one-handed 55-yard TD, to help the Irish secure a 21-17 come-from-behind victory vs. LSU in the 2018 Citrus Bowl... Marked Notre Dame's first victory in a New Year's Day bowl since 1994...Recorded his first-career 100-yard receiving game and his first-career start
- Tallied 2 TDs on the season, both of which exceeded 50 yards (54-yard TD grab vs. Miami (OH) and 55-yard TD catch vs. LSU)

2016: (NOTRE DAME – 12/0)

- Caught 6 passes for 81 yards and 1 TD in his first season seeing game action
- Snagged an 18-yard TD, his first-career score, vs. Virginia Tech

2015: (NOTRE DAME – 0/0)

- Redshirted as a true freshman

— HIGH SCHOOL —

- Prepped at Providence Catholic (New Lenox, IL), where he caught 65 passes for 1,035 yards (15.9 avg.) and 19 TDs as a senior, en route to the Illinois Class 7A state title... Caught 51 passes as junior in 2013 for 730 yards and 13 TDs
- Named Illinois Player of the Year by *Champaign News-Gazette* and awarded first-team honors on *Chicago Tribune* and *Champaign News-Gazette* All-State teams and *Chicago Sun-Times* All-Area team (2014)
- Also played basketball, leading the Celtics to a Catholic League Championship and a regional title as a senior.

COLLEGE STATISTICS

| Year | School | GP | GS | RECEIVING | | | | | RUSHING | | | | |
|--------|------------|----|----|-----------|-------|------|----|----|---------|-------|------|----|----|
| | | | | No. | Yards | Avg. | LG | TD | No. | Yards | Avg. | LG | TD |
| 2016 | Notre Dame | 12 | 0 | 6 | 81 | 13.5 | 25 | 1 | 0 | 0 | 0.0 | 0 | 0 |
| 2017 | Notre Dame | 12 | 1 | 12 | 253 | 21.1 | 55 | 2 | 0 | 0 | 0.0 | 0 | 0 |
| 2018 | Notre Dame | 13 | 12 | 59 | 872 | 14.8 | 40 | 8 | 0 | 0 | 0.0 | 0 | 0 |
| Totals | | 37 | 13 | 77 | 1,206 | 15.7 | 55 | 11 | 0 | 0 | 0.0 | 0 | 0 |



43 JUSTICE HILL

RUNNING BACK
5-10 | 200

COLLEGE: OKLAHOMA STATE **HS:** BOOKER T. WASHINGTON (TULSA, OK)
BORN: 11/14/97, TULSA, OK
EXP. (NFL/RAVENS): ROOKIE **COLLEGE GP/GS:** 36/33



— KEY TRANSACTIONS —

- Justice Hill was selected by the Ravens in the fourth round (113th overall) of the 2019 NFL Draft...Was the first of three Ravens' picks (G Ben Powers & CB Iman Marshall) in the round

— COLLEGE HONORS —

- First-team All-Big 12 by coaches (2018)
- Second-team All-Big 12 by media (2018)
- Third-team All-America by *Athlon* (2018)
- CoSIDA Academic All-America second team (2018)
- Big 12 Football Scholar-Athlete of the Year (2018)
- First-team Academic All-Big 12 (2017-18)
- First-team All-Big 12 by coaches and media (2017)
- Doak Walker Award Semifinalist (2017)
- Thurman Thomas Award as OSU's most outstanding offensive player (2017)
- CoSIDA Academic All-America first team (2017)
- First-team Freshman All-America by *FWAA* (2016)
- First-team Freshman All-America by *USA Today* (2016)
- Big 12 Newcomer of the Year (2016)
- Big 12 Offensive Freshman of the Year (2016)
- Second-team All-Big 12 by coaches (2016)

— CAREER HIGHLIGHTS —

- Registered 3,539 rushing yards and 30 TDs on 632 carries (5.6 avg.) in three seasons at Oklahoma State
- One of only seven players in Oklahoma State history with multiple 1,000-yard rushing seasons
- As a sophomore in 2017, led the Big 12 with career highs in rushing yards (1,467), rushing yards per game (112.8), rushing attempts (268) and rushing TDs (15)

— PERSONAL —

- Brother, Dax, is a highly-recruited safety who will attend Michigan in the fall of 2019
- Is a barber who enjoys cutting hair for his friends
- Majored in finance at Oklahoma State

— SEASON RECAPS —

2018: (OKLAHOMA STATE – 10/10)

- Tabbed first-team All-Big 12 by the coaches, even though his season was shortened due to injury...Rushed for 930 yards and 9 TDs on 158 carries (5.9 avg.)
- Rushed for a season-high 189 yards on 31 attempts at Kansas and posted additional 100-yard rushing games vs. Boise State (123 yards), Missouri State (122 yards), Baylor (119 yards) and Texas Tech (111 yards)
- His 92-yard rush vs. Missouri State was the longest by a Cowboy during the season and fourth-longest in OSU history
- Helped the Cowboys to Top 15 national rankings in scoring offense, total offense, passing offense and first downs

2017: (OKLAHOMA STATE – 13/13)

- Tallied 1,467 rushing yards, which led the Big 12, ranked second among FBS sophomores and stood 13th overall nationally...Earned first-team All-Big 12 honors and was one of 11 finalists for the Doak Walker Award
- Helped OSU become the first team in Big 12 history with a 4,000-yard passer (Mason Rudolph), a 1,000-yard rusher and two 1,000-yard WRs (Marcell Ateman & James Washington)
- Scored 15 rushing TDs, tying Thurman Thomas' 1985 total for the eighth most by a Cowboy in a single season
- Rushed for a career-high 228 yards against Oklahoma to set an OSU record for rushing yards in a Bedlam game

2016: (OKLAHOMA STATE – 13/10)

- Produced the top freshman rushing season in OSU history with 1,142 yards and 6 TDs on 206 carries...Led all FBS freshmen in rushing yards
- His six 100-yard rushing games were the second most among all Big 12 players
- Posted 162 rushing yards in OSU's win over Kansas, which is the second-highest total ever for an OSU true freshman (Thurman Thomas, 206 vs. Kansas State)

— HIGH SCHOOL —

- Prepped at Booker T. Washington (Tulsa, OK) HS, where he was an All-State selection and the 6A-II Offensive Player of the Year as a senior (2015)...Tallied 198 carries for 1,948 yards and 32 TDs that season
- Also competed in track and field

COLLEGE STATISTICS

| Year | School | GP | GS | RUSHING | | | | | RECEIVING | | | | |
|---------------|--------------|-----------|-----------|------------|--------------|------------|-----------|-----------|-----------|------------|------------|-----------|----------|
| | | | | No. | Yards | Avg. | LG | TD | No. | Yards | Avg. | LG | TD |
| 2016 | Oklahoma St. | 13 | 10 | 206 | 1,142 | 5.5 | 38 | 6 | 5 | 46 | 9.2 | 22 | 0 |
| 2017 | Oklahoma St. | 13 | 13 | 268 | 1,467 | 5.5 | 79 | 15 | 31 | 190 | 6.1 | 24 | 1 |
| 2018 | Oklahoma St. | 10 | 10 | 158 | 930 | 5.9 | 92 | 9 | 13 | 68 | 5.2 | 22 | 0 |
| Totals | | 36 | 33 | 632 | 3,539 | 5.6 | 92 | 30 | 49 | 304 | 6.2 | 24 | 1 |



70 BEN POWERS

GUARD
6-4 | 310

COLLEGE: OKLAHOMA HS: KAPAUN MT. CARMEL (WICHITA, KS)
BORN: 10/29/96, WICHITA, KS
EXP. (NFL/RAVENS): ROOKIE COLLEGE GP/GS: 38/35



— KEY TRANSACTIONS —

- Ben Powers was selected by the Ravens in the fourth round (123rd overall) of the 2019 NFL Draft...Was the second (RB Justice Hill and CB Iman Marshall) of three picks in the round

— COLLEGE HONORS —

- First-team All-Big 12 (2018)
- AFCA first-team All-America (2018)
- FWAAs first-team All-America (2018)
- *Sporting News* first-team All-America (2018)
- Walter Camp first-team All-America (2018)
- Outland Trophy Semifinalist (2018)
- Second-team All-Big 12 (2016-17)
- First-team Academic All-Big 12 (2016-18)

— CAREER HIGHLIGHTS —

- A three-year starter at Oklahoma, Powers appeared in 38 career games (35 starts) for the Sooners
- A versatile guard who played primarily on the left side
- Member of an OU offensive line that earned the 2018 Joe Moore Award, given to the most outstanding O-line in college football
- Blocked for two Heisman Trophy-winning quarterbacks in Kyler Murray (2018) and Baker Mayfield (2017)
- Appeared in the College Football Playoffs with Oklahoma in each of his last two seasons (2017-18)

— PERSONAL —

- Powers' draft selection was announced by 13-year old Ravens' fan Mo Gaba, who is a three-time cancer survivor, became blind at the age of nine months and is in his fourth battle with the disease...The inspirational Gaba became the first person ever to read an NFL Draft pick using Braille (2019)
- Majored in management at Oklahoma
- Is best friends with Ravens T Orlando Brown Jr.

— NOTE THE QUOTE —

"[He's] a very intelligent, smart, tough, aggressive player. He fits our mentality. He's a guy that will come in right away and compete with some of the other guys we have to start at left guard."

— EVP & GM Eric DeCosta

— SEASON RECAPS —

2018: (OKLAHOMA – 13/13)

- Started all 13 games at LG and was first-team All-Big 12 and named a consensus All-American by AFCA, FWAAs, *Sporting News* and Walter Camp Foundation
- Sooners broke the single-season FBS record for yards per play (8.6) and were the country's only team to score at least 40 rushing TDs and 40 passing TDs
- OU finished as the NCAA's top-ranked scoring offense, averaging 48.4 points per game
- Blocked on an O-line that helped QB Kyler Murray earn the Heisman Trophy, en route to being selected No. 1 overall in the 2019 NFL Draft (Ari.)
- O-line guided the Oklahoma offensive attack to six 300-plus-yard rushing performances on the season

2017: (OKLAHOMA – 14/12)

- Started 10 games at LG and two games at RG, earning second-team All-Big 12 honors
- Oklahoma led the country in total offense, averaging a remarkable 579.6 yards per game
- Blocked on an O-line that helped QB Baker Mayfield earn the Heisman Trophy, en route to being selected No. 1 overall in the 2018 NFL Draft (Cle.)
- Made his first-career start at RG against Iowa State, helping the Sooners rush for 190 yards and 2 TDs

2016: (OKLAHOMA – 11/10)

- Started the final 10 games at LG and earned second-team All-Big 12 honors by AP
- Played in 595 snaps and allowed just 1 sack
- Made his Sooners' debut against Louisiana-Monroe and had his first-career start at Texas Christian...OU combined for 548 rushing yards and 8 rushing TDs in those games

2015: (BUTLER COMMUNITY COLLEGE)

- Attended Butler (KS) Community College for one season
- Tabbed as the No. 2 guard and No. 36 overall JUCO player by ESPN and ranked No. 40 overall by *Rivals.com*

— HIGH SCHOOL —

- Prepped at Kapaun Mt. Carmel (Wichita, KS) HS, where he lettered in football
- Did not have any major collegiate offers coming out of high school, but reinvented himself in one year at Butler CC and became a highly-sought-after Division I prospect
- Was the state runner-up in wrestling (285 pounds) after only two years of competing



37 IMAN MARSHALL

CORNERBACK
6-1 | 210

COLLEGE: SOUTHERN CALIFORNIA **HS:** LONG BEACH (CA) POLY
BORN: 2/27/97, LONG BEACH, CA
EXP. (NFL/RAVENS): ROOKIE **COLLEGE GP/GS:** 50/48



— KEY TRANSACTIONS —

- Iman Marshall was selected by the Ravens in the fourth round (127th overall) of the 2019 NFL Draft...Was the third of three Ravens' picks (RB Justice Hill & G Ben Powers) in the round

— COLLEGE HONORS —

- Second-team All-Pac-12 (2018)
- USC's Defensive Perimeter Player of the Year (2018)
- Honorable mention All-Pac-12 (2016-17)
- First-team Freshman All-American by *USA Today* and *The Sporting News* (2015)

— CAREER HIGHLIGHTS —

- Registered 218 tackles, including 9.5 TFL, 6 INTs, 42 PD and 1 FF in 50 games (48 starts) at USC
- Was USC's first four-year starting cornerback since Daylon McCutcheon from 1995-98

— PERSONAL —

- Nickname is "Biggie"
- Is a big dog lover who plans on soon buying two dogs
- Graduated with a degree in political science/real estate development from USC

— NOTE THE QUOTE —

"He knows how to play the position. He can play it in many ways – press coverage, the ability to play zone. He's a really smart, instinctive player who has played a lot of football. On top of that, he's an outstanding tackler, very physical, aggressive, and that will project well to special teams."

– **EVP & GM Eric DeCosta**

— SEASON RECAPS —

2018: (USC – 12/12)

- Tallied 48 tackles, including 5.5 TFL, plus a team-high 9 PD and 1 FF, en route to earning second-team All-Pac-12 honors for the Trojans

- Was also named USC's Defensive Perimeter Player of the Year in starting his fourth-consecutive season
- Posted 2 tackles, 1 PD and 1 FF against Arizona State
- Tallied a game-high 11 tackles (2 TFL) and 1 PD vs. UCLA
- Had 6 tackles and 3 PD vs. Notre Dame

2017: (USC – 11/11)

- Registered 52 tackles, including 1 TFL, and 10 PD, en route to earning All-Pac-12 honorable mention honors
- Had 9 tackles and 1 PD against UCLA
- Posted 5 tackles and 1 PD vs. Stanford in the Pac-12 Championship Game
- Tallied 5 tackles against Ohio State in the Cotton Bowl

2016: (USC – 13/13)

- Produced 51 tackles, including 3 TFL, 8 PD and 3 INTs, earning All-Pac-12 honorable mention honors
- Tallied 3 tackles, including 1 TFL, and 1 INT against Alabama
- Registered 9 tackles and 3 PD vs. Colorado
- Netted 2 tackles and 1 INT against Penn State

2015: (USC – 14/12)

- Tallied 67 tackles and team bests in INTs (3) and PD (12), earning several Freshman All-American honors
- Posted 4 tackles vs. Stanford in the Pac-12 Championship
- Had 4 tackles and 2 INTs vs. UCLA to earn Pac-12 Defensive Player of the Week honors
- Registered 2 tackles and an INT, setting up a USC FG, against Washington
- In his first-career start, posted 7 tackles vs. Stanford

— HIGH SCHOOL —

- Prepped at Long Beach (CA) Poly HS, where as a senior, he earned *USA Today* All-USA and *Parade* All-American first-team honors
- Also earned *Prep Star* All-American Dream Team, *Max Preps* All-American and *Cal-Hi Sports* All-State Defensive MVP honors as a senior, when he played safety, WR and at return specialist

COLLEGE STATISTICS

| Year | School | GP | GS | TACKLES | | | SACKS | | INTERCEPTIONS | | | | FUMBLES | | | |
|---------------|--------|-----------|-----------|------------|------------|-----------|------------|------------|---------------|-----------|-----------|----------|-----------|----------|----------|----------|
| | | | | TT | Solo | Asst. | No. | Yards | No. | Yards | LG | TD | PD | FF | FR | Yards |
| 2015 | USC | 14 | 12 | 67 | 38 | 29 | 0.0 | 0.0 | 3 | 15 | 8 | 0 | 12 | 0 | 0 | 0 |
| 2016 | USC | 13 | 13 | 51 | 37 | 14 | 0.0 | 0.0 | 3 | 12 | 12 | 0 | 11 | 0 | 0 | 0 |
| 2017 | USC | 11 | 11 | 52 | 35 | 17 | 0.0 | 0.0 | 0 | 0 | 0 | 0 | 10 | 0 | 0 | 0 |
| 2018 | USC | 12 | 12 | 48 | 37 | 11 | 0.0 | 0.0 | 0 | 0 | 0 | 0 | 9 | 1 | 0 | 0 |
| Totals | | 50 | 48 | 218 | 147 | 71 | 0.0 | 0.0 | 6 | 27 | 12 | 0 | 42 | 1 | 0 | 0 |



94 DAYLON MACK

DEFENSIVE TACKLE
6-1 | 340

COLLEGE: TEXAS A&M HS: GLADEWATER (TX)

BORN: 2/23/97, GLADEWATER, TX

EXP. (NFL/RAVENS): ROOKIE COLLEGE GP/GS: 52/14



ALWAYS MORE.
NEVER LESS.

— KEY TRANSACTIONS —

- Daylon Mack was selected by the Ravens in the fifth round (160th overall) of the 2019 NFL Draft

— COLLEGE HONORS —

- A&M's Most Improved Defensive Lineman Award (2018)

— CAREER HIGHLIGHTS —

- Finished his Aggies career with 108 tackles (52 solo), 8 sacks (-49 yards), 2 PD and 2 FFs in 52 games (14 starts)
- Started all 13 games his senior year, posting a career-high 5.5 sacks (third most on the team)
- Following his senior campaign, Mack appeared in both the East-West Shrine Game and Senior Bowl...Garnered first-team honors in both games

— PERSONAL —

- Made two mission trips to Haiti during his time with the Texas A&M football program, where athletes helped serve residents by digging trenches, painting a school, handing out water and washing clothes
- Nickname is "The Mack Truck"
- Earned his degree in sports management

— NOTE THE QUOTE —

"He's a big, strong guy that we saw at the East-West Game, as well as the Senior Bowl. He has two-gap ability as a nose tackle and is a sneaky pass rusher. For a big guy, he ran a 5.0-flat 40-yard dash and moves pretty well."

— EVP & GM Eric DeCosta

— SEASON RECAPS —

2018: (TEXAS A&M – 13/13)

- Earned the team's Most Improved Defensive Lineman Award after posting a career-best 5.5 sacks (-35 yards) and a career-high-tying 32 total (17 solo) tackles...Added 10 TFL, 1 PD and blocked a FG attempt...Started all 13 games for the first time in his Aggies career

- Part of a D-line that helped A&M finish with the country's third-best rush defense (95.2 ypg)...The Aggies held opponents to less than 100 rushing yards on six occasions
- Had a season-high 5 tackles, 2 TFL and 1 sack in the victory over Mississippi

2017: (TEXAS A&M – 13/1)

- Appeared in all 13 games, making his first-career start
- Had 19 tackles (10 solo), 1 sack (-6 yards), 5 TFL and 1 FF
- Part of a defense that held New Mexico to 24 passing yards
- Recorded a season-best 5 tackles, including 2 TFL, in the victory over Nicholls State

2016: (TEXAS A&M – 13/0)

- Appeared in every game for the Aggies as a sophomore, posting 25 tackles (10 solo), 2.5 TFL (-9 yards), 1.5 sacks (-8 yards) and 1 PD
- Posted a season-high 4 tackles against No. 1 Alabama
- Recorded his first-career sack (a half-sack) vs. Tennessee

2015: (TEXAS A&M – 13/0)

- Played in every contest as a freshman, totaling 32 tackles (15 solo), 9.5 TFL (-35 yards) and 1 FF
- Part of a defense that helped A&M finish fourth nationally in pass defense (166.3 ypg) and second in fourth-down defense (20.0%)
- Recorded a career-high 6 tackles in his first collegiate contest, adding 1 TFL (-4 yards), against Arizona State

— HIGH SCHOOL —

- Prepped at Gladewater (TX) HS, where he lettered in football and was an Under Armour All-American...Had 78 tackles, 5 sacks and 4 FFs...Also rushed for 262 yards and 12 TDs as a senior
- Named district MVP, first-team All-East Texas and first-team All-USA Today as a senior...Was a five-star prospect coming out of high school
- As a junior, posted 97 tackles, including 36 TFL, 6 sacks and 8 FFs (1 returned for a TD)

COLLEGE STATISTICS

| Year | Team | GP | GS | TACKLES | | | SACKS | | INTERCEPTIONS | | | | FUMBLES | | | |
|---------------|-----------|-----------|-----------|------------|-----------|-----------|------------|-------------|---------------|----------|----------|----------|----------|----------|----------|----------|
| | | | | TT | Solo | Asst. | No. | Yards | No. | Yards | LG | TD | PD | FF | FR | Yards |
| 2015 | Texas A&M | 13 | 0 | 32 | 15 | 17 | 0.0 | 0.0 | 0 | 0 | 0 | 0 | 0 | 1 | 0 | 0 |
| 2016 | Texas A&M | 13 | 0 | 25 | 10 | 15 | 1.5 | 8.0 | 0 | 0 | 0 | 0 | 1 | 0 | 0 | 0 |
| 2017 | Texas A&M | 13 | 1 | 19 | 10 | 9 | 1.0 | 6.0 | 0 | 0 | 0 | 0 | 1 | 0 | 0 | 0 |
| 2018 | Texas A&M | 13 | 13 | 32 | 17 | 15 | 5.5 | 35.0 | 0 | 0 | 0 | 0 | 1 | 0 | 0 | 0 |
| Totals | | 52 | 14 | 108 | 52 | 56 | 8.0 | 49.0 | 0 | 0 | 0 | 0 | 2 | 2 | 0 | 0 |



7 TRACE MCSORLEY

QUARTERBACK
6-0 | 202

COLLEGE: PENN STATE HS: BRIAR WOODS (ASHBURN, VA)
BORN: 8/23/95, CENTREVILLE, VA
EXP. (NFL/RAVENS): ROOKIE COLLEGE GP/GS: 47/40



— KEY TRANSACTIONS —

- Trace McSorley was selected by the Ravens in the sixth round (197th overall) of the 2019 NFL Draft

— COLLEGE HONORS —

- Second-team All-Big Ten by the *AP* (2017-18)
- Reese's Senior Bowl (2018)
- CoSIDA Academic All-District selection (2018)
- Named a National Football Foundation Scholar-Athlete, the 18th in program history (2018)
- Finalist for the Campbell Trophy, which honors the country's best football scholar-athlete (2018)
- Four-time Academic All-Big Ten selection (2015-18)
- Earned the PSU's Most Valuable Player, Captain's Award and Lions Pride Outstanding Senior honors (2018)
- Johnny Unitas Golden Arm Award finalist (2017-18)
- Pop Warner National College Football Award finalist (2018)
- Maxwell Award semifinalist (2018)
- Honorable-mention All-America by *SB Nation* (2017)
- Second-team All-Big Ten by coaches and media (2017)
- First-team All-Big Ten by *Pro Football Focus* (2017)
- First-team All-ECAC (2017)
- Manning Award finalist (2017)
- Davey O'Brien Award semifinalist (2017)

— CAREER HIGHLIGHTS —

- One of the most decorated QBs in Penn State history
- Holds PSU career records for wins (31), completions (720), passing yards (9,899), passing TDs (77), total offense (11,596), rushing yards by a QB (1,697), rushing TDs by a QB (30), TDs responsible for (107), consecutive games with a TD pass (34), 300-yard passing games (10) and 200-yard passing games (28)
- Only Penn State QB and 14th in Big Ten history to throw for more than 9,000 career yards
- Only QB in Penn State history with 50-plus TD passes
- Only Penn State QB to produce multiple 80-yard completions in a career
- Only Penn State QB with multiple 3,000-yard passing seasons in a career

- One of seven QBs in Big Ten history to have back-to-back 3,000-yard passing seasons
- Owns the Top 2 spots in program history for passing TDs in a season, ranking No. 1 with 29 in 2016 and No. 2 with 28 in 2017
- Joined QB Michael Robinson (2005: 2,350 passing, 806 rushing) as the only Penn State players with 2,000 passing and 700 rushing yards in a season
- Became the first Penn State player and 11th in Big Ten history to eclipse the 10,000-yard mark in total offense
- Set the Penn State QBs career rushing record with 1,697 career rushing yards, breaking the record previously held by Robinson (1,637; 2002-05)
- Finished his career ranked 21st in program history in rushing yards
- One of two Penn State QBs with more than 1,000 rushing yards, joining Michael Robinson
- Finished his career with 30 rushing TDs, tied for fifth all time at PSU

— PERSONAL —

- Full name is Richard Thomas McSorley III
- Graduated with an accounting degree...Is also working on a second degree in journalism
- Son of Rick and Andrea McSorley...Father played football at the University of Richmond, and an uncle, Jeff McSorley, played football at Marshall
- Sister, Micaela, attends Penn State

— NOTE THE QUOTES —

"We see him fitting in as a quarterback. That's where it begins, but it shouldn't be limited to that. There's also the special teams part of it. You saw what the Saints have done with [Taysom Hill]. That's something we'll have a chance to do, too, with Trace. [It's about] the more you can do. You want players with roles, and he's a guy that has a chance to have a big role for us." — **Head Coach John Harbaugh**

"We worked him out and fell in love with the kid. He had a really nice workout for us, is very good athlete and a very versatile player who can do a lot of different things. We brought him in as a quarterback, but we think his skillset really does fit what we're trying to accomplish on offense, and he has potential to do some other things. We're excited about him." — **EVP & GM Eric DeCosta**

7 TRACE McSORLEY

— SEASON RECAPS —

2018: (PENN STATE – 13/13)

- Set the PSU record for rushing TDs by a QB (12) in a single season...The 12 rushing TDs are tied for the 13th most in program history...Was one of four FBS QBs with 2,500 passing and 750 rushing yards
- Earned second-team All-Big Ten honors
- Rushed for 798 yards, the second most by a QB in PSU history (Michael Robinson, 806 in 2005)
- Totaled 3,328 yards of offense, third most in a Penn State single season, behind his own 2016 (3,979) and 2017 (4,061) performances
- Contributed to 30 total TDs, fourth most in program history... Already owned the No. 1 (39 in 2017) and No. 2 (36 in 2016) marks by a PSU player
- Established a Nittany Lion record with 461 total yards against Ohio State (9/29), including 286 passing and 175 rushing, which were the most rushing yards by a PSU QB since Eugene "Shorty" Miller (250 vs. Carnegie Tech in 1913)

2017: (PENN STATE – 13/13)

- Earned honorable mention All-America honors by *SB Nation*, in addition to second-team All-Big Ten honors
- Threw for 3,570 yards (284 for 427) and 28 TDs, adding 491 rushing yards and 11 rush TDs
- Became the first Penn Stater to eclipse the 4,000-yard total offense mark in a season, finishing with a school-record 4,061 yards, which ranks No. 7 in Big Ten history
- Became the second player in Big Ten history with 25 passing TDs and 10 rushing scores in a season, joining Ohio State's J.T. Barrett (2014 & 2017)
- Set the Penn State single-season record with 39 TDs responsible for, besting his 36 TDs from 2016
- Rushed for a TD in four-straight games (9/30-10/28), the longest streak by a PSU QB since Daryll Clark did so in five-consecutive games in 2008
- Became the first PSU QB with a rushing score and a passing TD in four-consecutive games

- Finished season with a streak of 28-straight games with a TD pass, a Penn State record and the second-longest active streak in the FBS (40, Baker Mayfield, Oklahoma)
- Selected team captain prior to the season

2016: (PENN STATE – 14/14)

- Threw for a career-high 3,614 yards (224 for 387) and career-best 29 TDs in his first season as a full-time starter
- Became the first PSU QB since Todd Blackledge (1982) to throw 4 TD passes in three-straight games
- Recorded 7 rushing TDs, the most for a PSU QB since Daryll Clark's 7 in 2009
- Rushed for 365 yards, the most by a Nittany Lions QB since Michael Robinson (806 yards in 2005)

2015: (PENN STATE – 7/0)

- Appeared in seven games as a redshirt freshman
- Threw his first-career TD pass to Geno Lewis in the TaxSlayer Bowl (1/2) vs. Georgia

2014: (PENN STATE – 0/0)

- Redshirted his true freshman season
- Earned Dean's List honors during the fall semester

— HIGH SCHOOL —

- Was a rare four-year starter at quarterback at Briar Woods (Ashburn, VA) HS, helping his team to four Virginia State Championship games, winning three of them (2010-12)
- Led the Falcons to a 55-5 record, totaling 12,000-plus yards of offense and 150 TDs in his career
- Served as team captain as a junior and senior
- As a defensive back, made nearly 100 tackles and 9 INTs during his HS career
- Named Virginia Class 5A first-team All-State, All-Northern Region and All-Potomac District at quarterback and defensive back
- Also lettered in basketball and lacrosse

COLLEGE STATISTICS

| Year | School | GP | GS | PASSING | | | | | | | | | | RUSHING | | | | |
|---------------|------------|-----------|-----------|--------------|------------|--------------|-------------|-------------|-----------|-----------|-----------|---------------|--------------|------------|--------------|------------|-----------|-----------|
| | | | | Att. | Comp. | Yards | Comp% | Yds/Att | TD | INT | LG | Sack/Lost | Rating | No. | Yards | Avg. | LG | TD |
| 2015 | Penn State | 7 | 0 | 40 | 20 | 185 | 50.0 | 4.63 | 2 | 0 | 21 | 1/5 | 105.4 | 13 | 43 | 3.3 | 14 | 0 |
| 2016 | Penn State | 14 | 14 | 387 | 224 | 3,614 | 57.9 | 9.34 | 29 | 8 | 80 | 23/160 | 156.9 | 146 | 365 | 2.5 | 26 | 7 |
| 2017 | Penn State | 13 | 13 | 427 | 284 | 3,570 | 66.5 | 8.36 | 28 | 10 | 85 | 27/146 | 153.7 | 144 | 491 | 3.4 | 36 | 11 |
| 2018 | Penn State | 13 | 13 | 361 | 192 | 2,530 | 53.2 | 7.01 | 18 | 7 | 93 | 27/163 | 124.6 | 170 | 798 | 4.7 | 51 | 12 |
| Totals | | 47 | 40 | 1,215 | 720 | 9,899 | 57.0 | 8.15 | 77 | 25 | 93 | 78/474 | 144.5 | 473 | 1,697 | 3.6 | 51 | 30 |

FIRST-YEAR PLAYERS



60

RANDIN CRECELIUS

GUARD / TACKLE | 6-5 | 300

COLLEGE: PORTLAND STATE

HS: CASCADE (EVERETT, WA)

BORN: 8/5/96, LAKE STEVENS, WA

NFL GP/GS: 0/0

TRANSACTIONS: Randin Crecelius signed a reserve/future contract with the Ravens on 1/7/19...Re-signed to Baltimore's practice squad on 10/15/18...Waived from the Ravens' practice squad on 10/9/18...Signed to Baltimore's practice squad on 9/2/18 after being waived at the end of training camp on 9/1/18...Originally signed with the Ravens as a rookie free agent on 5/4/18.

PRO: 2018: (with Baltimore – 0/0) Spent all but one game (10/4 at Ten.) on Baltimore's practice squad...Signed with the Ravens on 5/4 and joined the practice squad on 9/2.

COLLEGE: Was a four-year letterwinner at Portland State, appearing in 29 career games (25 starts)...Started 21-consecutive games prior to being injured his senior year in 2017...Earned third-team All-Big Sky Conference honors in 2016 and honorable mention in 2017 and 2015...Started on an O-line that helped the offense average 429.0 ypg and 169.6 ypg rushing as a senior in 2017...Transitioned to LT as a junior in 2016, and helped block for an offense that averaged 452.2 yards and 33.2 points per game.

HIGH SCHOOL/PERSONAL: Prepped at Cascade (Everett, WA) HS, where he was a three-year letterman...Named first-team All-Wesco League as an O-lineman and D-lineman his senior year...Selected to play in the East-West All-Star Game. **Last name pronounced: cruh-SILL-ee-us**



49

CHRISTOPHER EZEALA

FULLBACK | 5-11 | 248

COLLEGE: GERMAN FOOTBALL LEAGUE

HS: IMG ACADEMY

BORN: 9/19/95, MUNICH, GERMANY

NFL GP/GS: 0/0

TRANSACTIONS: Christopher Ezeala signed a reserve/future contract with the Ravens on 1/7/19...Signed to Baltimore's practice squad on 9/2/18 after being waived at the end of training camp on 9/1/18...Signed with the Ravens as part of the International Player Pathway Program on 5/1/18. *(The program, instituted in 2017, aims to provide international athletes the opportunity to compete at the NFL level, improve skills and earn a spot on a roster... Teams are given an exemption for an 11th practice squad member as part of the program.)*

PRO: 2018: (with Baltimore – 0/0) Spent the entire 2018 season on Baltimore's practice squad...Signed with the Ravens on 5/1 and joined the practice squad on 9/2.

GERMAN FOOTBALL LEAGUE: 2017: (with Ingolstadt – 12/0): Played in all three phases for the Dukes...Rushed for 206 yards and 1 TD on 17 carries, adding 61 tackles, 19 TFL and 10 sacks...Also recorded 9 punts for 326 yards. **2016: (with Allgaeu – 10/0):** Played linebacker for the Comets, recording 54 tackles, 8 TFL, 1 INT (returned 41 yards), 1 PD and 1 FR. **2015: (with Allgaeu – 16/0):** Played defense and special teams, recording 1 PR for 33 yards, adding 90 tackles (49 solo), 23 TFL and 5 sacks.

HIGH SCHOOL/PERSONAL: Prepped at IMG Academy (Bradenton, FL) alongside other international players and draft hopefuls...Was coached by former Raven Earnest Byner, the current RBs coach at IMG Academy. **Last name pronounced: eh-ZAH-lah**



58

ALVIN JONES

INSIDE LINEBACKER | 5-10 | 231

COLLEGE: UTEP

HS: BURGES (EL PASO, TX)

BORN: 12/2/94, SAVANNAH, GA

NFL GP/GS: 0/0

TRANSACTIONS: Alvin Jones signed a reserve/future contract with the Ravens on 1/7/19...Re-signed to the Ravens' practice squad on 10/15/18...Waived (injury settlement) on 9/6/18...Waived (injured) and reverted to Injured Reserve on 8/31/18...Originally signed with the Ravens as a rookie free agent on 5/4/18.

PRO: 2018: (with Baltimore – 0/0) Spent the majority of the season on the Ravens' practice squad, signing with Baltimore (10/15) after not being on a roster for Weeks 1-6.

COLLEGE: In 47 career games (43 starts) at UTEP, posted 343 career tackles, which rank second for the program since 2000...Tallied 40 career TFL, which stand third in program history, and 15 sacks, which tie for fourth in school annals...As a senior, led the team with a career-high 102 tackles, earning All-Conference USA honorable mention honors...Earned second-team All-Conference USA honors as a junior after leading the team in tackles (93), including 6 TFL and 2.5 sacks...Graduated with a degree in organizational and corporate communications.

HIGH SCHOOL/PERSONAL: Attended Burges (El Paso, TX) HS, where he was a senior first-team All-District DB and second-team QB...Rushed for 950 yards & 20 TDs, passing for 463 yards (7 TDs) and recording 83 tackles, 1 sack, 2 FFs and 3 PR-TDs...Parents are military veterans...His twin brother, Aaron, plays RB for the Green Bay Packers.

FIRST-YEAR PLAYERS



61

R.J. PRINCE

GUARD | 6-6 | 320

COLLEGE: NORTH CAROLINA

HS: ALBEMARLE (NC)

BORN: 4/19/95, ALBEMARLE, NC

NFL GP/GS: 0/0

TRANSACTIONS: R.J. Prince signed with Baltimore as a free agent on 5/16/19 after being waived by the Pittsburgh Steelers on 5/13/19...Signed a reserve/future contract with the Steelers on 12/31/18...Signed to Pittsburgh's practice squad on 9/2/18 after being released on 9/1/18...Signed with the Steelers as a rookie free agent on 5/13/18 after a tryout during rookie minicamp.

PRO: 2018: (with Pittsburgh – 0/0) Spent the entire season on Pittsburgh's practice squad...Signed with Pittsburgh on 5/13 and joined the practice squad on 9/2.

COLLEGE: Saw action in 45 games (23 starts) at North Carolina, where he played both guard and tackle...Started 11 of 12 games as a senior between both guard positions, and he started all 12 as a junior at RG...Saw action at tackle and as a punt protector in 2015 as a sophomore...Played in eight games as a redshirt freshman...Redshirted his entire 2013 freshman season.

HIGH SCHOOL/PERSONAL: Prepped at Albemarle (NC) HS, where he was a *PrepStar* All-American and earned first-team All-State honors by *Associated Press*, *NCPreps.com* and *Charlotte Observer*, as well as being named a member of North Carolina's Shrine Bowl team...Ranked in the nation's top 40 tackles by *ESPN.com*, *247sports.com* and *Scout.com*.



6

KAARE VEDVIK

PUNTER / KICKER | 6-3 | 210

COLLEGE: MARSHALL

HS: McPHERSON (KS)

BORN: 3/16/94, STAVANGER, NORWAY

NFL GP/GS: 0/0

TRANSACTIONS: Placed on the Non-Football Injury (NFI) list on 9/1/18...Originally signed with the Ravens as a rookie free agent on 5/4/18.

PRO: 2018: (with Baltimore – 0/0) Spent the entire season on the Ravens' Non-Football Injury (NFI) list.

COLLEGE: Played in 38 career games at Marshall, seeing action at punter and kicker throughout his four-year career...Named first-team All-Conference USA as a senior in 2017, handling punt, kickoff and FG duties for the Herd...Punted 59 times for 2,597 yards (44.0 avg.), including 26 inside the 20-yard line...Made national headlines for his 92-yard punt against Old Dominion, the seventh-longest in FBS history and the longest in 45 years...Ranked in the Top 10 for fewest punt return yards allowed...Also averaged 63.6 yards per kickoff...Made 10 of 16 FGAs and converted 41 of 42 PATs...Handled all 71 punts for 2,800 yards (40.0 avg.) as a junior in 2016.

HIGH SCHOOL/PERSONAL: Prepped at McPherson (KS) HS as a junior exchange student before returning to Norway for his senior year...Moved to Kansas hoping to play WR, but his high school coaches convinced him to try place-kicking due to his soccer background...Received recruiting attention after a Kohl's Kicking Camp in Texas, where he made a 70-yard field goal...**Name is pronounced: CORE-ee VED-vick.**



ALWAYS MORE.
NEVER LESS.



During the 2018 preseason, P/K Kaare Vedvik was 8-of-9 on FG attempts and 9-of-9 on PATs. He also posted a 46.8-yard gross punting average on 19 boots, placing 7 inside the 20.

UNDRAFTED ROOKIE FREE AGENTS



51

AARON ADEOYE

OUTSIDE LINEBACKER | 6-6 | 250

COLLEGE: SOUTHEAST MISSOURI STATE

HS: MARION (IL)

BORN: 8/26/93, MARION, IL

COLLEGE GP/GS: 4/0

— PRIOR PLAYING EXPERIENCE / COLLEGE —

- Played in the Alliance of American Football for the Birmingham Iron, notching a half-sack and 6 QB hits in 2018...Also participated in The Spring League, a developmental football league, where he played for Team North in Austin, TX, in 2018
- In 2017, suited up for the Salina Liberty of the Champions Indoor Football league, where he played five games and posted 13 tackles (5 solo), 1 sack, 2 TFL and 1 KOR (10 yards)
- Used his fifth year of collegiate eligibility to try-out for the Southeast Missouri State football team, and in 2015, played four games, notching 2 tackles, 1 TFL and 1 QB hit
- Played college basketball for four years, beginning at Ball State, where he earned Mid-American Conference All-Freshman Team honors and appeared in 30 games (2011-12)... Then played basketball for John A. Logan College (IL) and Western Kentucky before Southeast Missouri State, where he averaged 5.2 points and 4.1 rebounds per game

— HIGH SCHOOL/PERSONAL —

- Prepped at Marion (IL) HS, where he played football and basketball
- Spent time in college working with youth in local schools, which transformed into a full-time job creating and implementing a mentorship program for 170 children through the Honorable Young Men Club, in the Cape Girardeau Public School District
- **Last name pronounced: uh-DAY-oh-yay**



50

OTARO ALAKA

INSIDE LINEBACKER | 6-3 | 239

COLLEGE: TEXAS A&M

HS: CYPRESS FALLS (HOUSTON, TX)

BORN: 5/18/96, HOUSTON, TX

COLLEGE GP/GS: 53/45

— COLLEGE —

- Appeared in 53 games (45 starts), recording 276 tackles (129 solo) and 11.5 sacks
- In his senior campaign, led the team with 79 total tackles and 14.5 TFL (- 52 yards), adding 4 sacks and 1 FF...Honored as the *College Sports Madness* National and SEC Defensive Player of the Week vs. LSU...Bestowed the Strength and Conditioning Defensive Aggie Award and the team's Defense Unselfish Leadership Award
- Ranked third on the team as a junior with 78 tackles and was second with 5.5 sacks... Topped the defense with 12 TFL (-57 yards)
- As a sophomore, ranked third on the team with 74 tackles (30 solo)
- Granted a medical redshirt in 2015 after a season-ending shoulder injury
- As a true freshman, recorded 33 tackles (21 solo)...Earned Defensive MVP honors in the AutoZone Liberty Bowl after recording 7 tackles and 1.5 TFL against West Virginia
- Graduated with a degree in supply chain management

— HIGH SCHOOL/PERSONAL —

- Attended Cypress Falls (Houston, TX) HS...As a senior, made 88 tackles, including 20 TFL, and 11 sacks...Contributed 36 tackles, 12 TFL and 3 sacks his junior season
- Brother (Temi) played WR at Rice and South Florida



62

MARCUS APPLEFIELD

TACKLE | 6-5 | 308

COLLEGE: VIRGINIA

HS: WEEKI WACHEE (FL)

BORN: 12/15/95, WEEKI WACHEE, FL

COLLEGE GP/GS: 40/24

— COLLEGE —

- Appeared in 40 games (24 starts), playing three years at Rutgers (27 games) and then transferring to Virginia for his senior season (13 games)
- Was a three-time Academic All-Big Ten honoree at Rutgers and earned All-ACC Academic honors at Virginia
- As a senior at UVA, started all 13 games at RT, but also saw time at RG...Was a key blocker for QB Bryce Perkins, who was one of two players in the nation to produce 2,600-plus passing yards (2,680) and 900-plus rushing yards (923)
- In 2017, made 10 starts at RG for the Scarlet Knights and was part of an offensive line that tied for first in the Big Ten with only 1.5 sacks permitted per game
- Played in eight games as a sophomore and seven (one start) as a redshirt freshman
- Studied educational psychology as part of a master's program at UVA...Earned a degree in criminal justice and police science from Rutgers

— HIGH SCHOOL/PERSONAL —

- Prepped at Weeki Wachee (FL) HS, where he became the first player from his school to receive a Division-I football scholarship
- Started every game and served as captain all four seasons of his high school career

UNDRAFTED ROOKIE FREE AGENTS



39

TERRELL BONDS

CORNERBACK | 5-8 | 182

COLLEGE: TENNESSEE STATE

HS: MIAMI (FL) CENTRAL

BORN: 7/22/96, MIAMI, FL

COLLEGE GP/GS: 41/29

— PRIOR PLAYING EXPERIENCE / COLLEGE —

- Spent the 2018 season with the Alliance of American Football, playing for the Memphis Express, for which he posted 16 tackles in eight games
- Played four seasons at Tennessee State University (2014-17), appearing in 41 games (29 starts) and posting 95 tackles, 10 INTs (2 returned for TDs) and 20 PD
- As a senior, started eight of nine games and led the team with 4 INTs, adding 19 tackles... Scored his second-career TD on a 36-yard INT return at Eastern Kentucky
- In 2016, started all 11 games and led the team with 9 PD... Ranked 43rd nationally in PD per game (1.1), while also totaling 30 tackles and 3 INTs
- In his sophomore season, tallied 28 tackles (23 solo), 1 INT and 1 FF in 10 starts... His INT produced a 69-yard return against Eastern Illinois
- As a true freshman in 2014, saw action in 11 games and tallied 18 tackles (12 solo), 2 INTs and 1 FF... He returned his first-career INT 43 yards for a TD
- Majored in communications

— HIGH SCHOOL/PERSONAL —

- Prepped at Miami (FL) Central HS, helping guide the team to a 13-1 record, a No. 8 national ranking and a state runner-up finish as a senior



57

E.J. EJIYA

INSIDE LINEBACKER | 6-1 | 235

COLLEGE: NORTH TEXAS

HS: SPRING LAKE PARK (MN)

BORN: 10/6/95, MINNEAPOLIS, MN

COLLEGE GP/GS: 40/27

— COLLEGE —

- Appeared in 40 games (27 starts), tallying 273 tackles, 16 sacks and 40.5 TFL, notching the second-highest career TFL mark in program history
- Earned first-team All-Conference USA honors as a senior, leading the team in tackles (121), TFL (25, fourth most in FBS and a single-season program record) and sacks (9)
- In his junior season, led the team in tackles (109) and sacks (7), in addition to 12 TFL and 1 FF, earning All-Conference honorable mention status
- In his first season at North Texas, posted 43 tackles (26 solo) and 3.5 TFL
- Began his college career at North Dakota State College of Science, sitting out the 2014 season due to an ACL injury sustained in HS... In 2015, recorded 62 tackles and 4 sacks, en route to NJCAA All-America honorable mention honors... Helped lead North Dakota SCS to a division title and a conference championship appearance
- Graduated with a degree in integrative studies

— HIGH SCHOOL/PERSONAL —

- Prepped at Spring Lake Park (MN) HS, earning second-team All-State and first-team All-Metro honors as a RB his junior season
- **Last name pronounced: ay-JEE-ah**



88

COLE HERDMAN

TIGHT END | 6-4 | 238

COLLEGE: PURDUE

HS: FLINT HILL SCHOOL (OAKTON, VA)

BORN: 6/27/95, LEESBURG, VA

COLLEGE GP/GS: 48/31

— COLLEGE —

- Appeared in 48 games (31 starts) with Purdue, recording 91 receptions for 1,010 yards (11.1 avg.) and 8 TDs
- As a senior in 2018, played in 12 games (10 starts) and hauled in 18 catches for 196 yards
- Appeared in 12 games (eight starts) as a junior and finished the season having caught a pass in 29-consecutive contests... Posted 20 receptions for 331 yards and 3 TDs on the season... Posted a season-high 4 receptions (59 yards) against No. 16 Louisville
- Had his best year as a sophomore in 2016, recording 35 receptions for 344 yards and 3 TDs... Registered a career day, posting 7 catches for 104 yards and 1 TD against Iowa
- In 12 games (two starts) as a redshirt freshman, had 18 catches for 139 yards and 2 TDs
- Redshirted his true freshman season in 2014
- Graduated with a degree in selling and sales management... Is currently pursuing his master's degree in health and kinesiology

— HIGH SCHOOL/PERSONAL —

- Prepped at Flint Hill School (Oakton, VA), where he was a two-year letterwinner in football
- A two-time VISAA All-State selection, he averaged 10.9 yards per catch and had 3 TDs as a senior... Also recorded 80 tackles, 3 FRs, 3 INTs and 2 sacks at LB

UNDRAFTED ROOKIE FREE AGENTS



87

JOE HORN JR.

WIDE RECEIVER | 5-10 | 174

COLLEGE: MISSOURI WESTERN STATE
HS: PEACHTREE RIDGE (SUWANEE, GA)
BORN: 9/16/94, TUPELO, MS
COLLEGE GP/GS: 11/8

— COLLEGE —

- In 2018, returned to football at Missouri Western State, where he played 11 games and posted 15 receptions for 246 yards...Added 5 rushing attempts for 16 yards
- Played two seasons (2014-15) at Northeast Mississippi CC, where he appeared in 15 games and recorded 51 catches for 690 yards and 7 TDs
- In his sophomore season, posted 18 receptions for 250 yards and 1 TD over six games
- As a freshman, earned Mississippi Association of Community and Junior Colleges (MACJC) All-State second-team honors, leading with team with 6 TD catches... Totaled 33 receptions for 435 yards and returned 2 punts (17 yards) and 5 kickoffs (97 yards)
- Tallied 105 receiving yards and 3 TDs in the 49-35 homecoming win vs. Coahoma (9/27/14)

— HIGH SCHOOL/PERSONAL —

- Attended Peachtree Ridge (Suwanee, GA) HS, where he totaled 923 receiving yards in two varsity seasons... As a junior, compiled 43 catches for 683 yards and 7 TDs, en route to a playoff appearance... Was teammates with Ravens T Orlando Brown Jr.
- Parents are mother, Laereshie, and father, Joe Sr., who was a Pro Bowl WR for the New Orleans Saints and also spent time with the Kansas City Chiefs and Atlanta Falcons
- While at Northeast Mississippi, majored in culinary arts



96

MARKUS JONES

OUTSIDE LINEBACKER | 6-3 | 252

COLLEGE: ANGELO STATE
HS: CROWLEY (TX)
BORN: 1/10/96, FORT WORTH, TX
COLLEGE GP/GS: 45/41

— COLLEGE —

- Appeared in 45 games (41 starts), recording 226 tackles, a school-record 37 sacks, 11 FFs, 2 FRs and 12 blocked kicks... He posted 77.5 TFL during his four-year career
- As a senior, racked up 84 tackles, including 36.5 TFL (which led all divisions of college football), a school-record 17.5 sacks, 4 FFs, 1 FR and 2 blocked kicks... Was named the Division II National Defensive Player of the Year, finished sixth in voting for the Harlon Hill Award (D-II equivalent of the Heisman Trophy) and won the Cliff Harris Award
- As a junior, earned several All-America honors, posting 63 tackles, 10.5 sacks and 4 FFs... Named Lone Star Conference Defensive POY and Defensive Lineman of the Year
- Was tabbed first-team All-Conference as a sophomore, leading ASU with 16 TFL and 7.5 sacks... Posted 54 total tackles, 2 FFs and led the nation with 7 blocked kicks
- Recorded 25 tackles and 1.5 sacks during his redshirt freshman campaign
- Graduated with a degree in exercise science and minored in biology and psychology

— HIGH SCHOOL/PERSONAL —

- Prepped at Crowley (TX) HS, where he earned district Defensive MVP honors as a senior
- Would like to become a firefighter following his football career
- Brother, Xavier, plays football at Midwestern State



65

PATRICK MEKARI

GUARD | 6-4 | 308

COLLEGE: CAL-BERKELEY
HS: WESTLAKE (WESTLAKE VILLAGE, CA)
BORN: 8/13/97, WESTLAKE VILLAGE, CA
COLLEGE GP/GS: 34/24

— COLLEGE —

- Played in 34 games with 24 starts, mostly at LT... Also played RT and RG
- Earned *Associated Press* second-team All-Pac-12 honors as a senior
- Earned honorable mention All-Pac-12 honors as a junior, helping protect QB Ross Bowers, who recorded the sixth-most passing yards (3039) in school history, and RB Patrick Laird, who registered the 19th 1,000-yard rushing season in school history
- As a sophomore, contributed to an offensive line that helped establish several single-season school records, including pass completions (383) and fewest turnovers (15)
- In his freshman season, helped Cal rank among the nation's leaders in passing offense (third, 4,892 yards) and total offense (eighth, 6,879 yards)... Helped QB Jared Goff break two Pac-12 single-season records when he passed for 4,719 yards and 43 TDs
- Majored in legal studies

— HIGH SCHOOL/PERSONAL —

- Played three varsity seasons at Westlake (Westlake Village, CA) HS and won two league championships... Named Marmonte League co-Offensive Lineman of the Year as a senior and earned first-team All-Pac 5, All-Southern Section, All-County and All-League honors
- **Last name pronounced: muh-CARE-ee**

UNDRAFTED ROOKIE FREE AGENTS



14

SEAN MODSTER

WIDE RECEIVER | 5-11 | 183

COLLEGE: BOISE STATE

HS: MISSION VIEJO (CA)

BORN: 11/13/95, MISSION VIEJO, CA

COLLEGE GP/GS: 45/9

— COLLEGE —

- Appeared in 45 games (nine starts) for the Broncos, catching 111 passes for 1,487 yards and 11 TDs
- As a senior, named to the All-Mountain West second team after recording team highs in receptions (68) and yards (978), and tying a team high with 8 TDs
- In his junior season, caught 32 passes for 335 yards and 3 TDs, seeing action in 14 games (two starts)
- As a sophomore, saw action in 10 games, tallying 8 catches for 135 yards
- Appeared in eight games as a redshirt freshman, making 3 catches for 39 yards
- Redshirted the 2014 season
- Graduated with a degree in business

— HIGH SCHOOL/PERSONAL —

- Prepped at Mission Viejo (CA) HS, catching 37 passes for 783 yards and 13 TDs as a senior, en route to earning All-South Coast League Most Valuable Offensive Player honors...Earned All-County second-team honors as a junior
- Younger brother (Devon) plays QB for Cal-Berkeley.
- Has a passion for home design and would someday like to pursue a career in the field



63

MIKE ONUOHA

OUTSIDE LINEBACKER | 6-5 | 255

COLLEGE: TEXAS A&M COMMERCE

HS: SANTA FE (EDMOND, OK)

BORN: 6/29/93, EDMOND, OK

COLLEGE GP/GS: 42/12

— COLLEGE —

- Spent the first two seasons (2012-13) of his career at Oklahoma...Transferred to Texas A&M Commerce, where he played his remaining three seasons of eligibility (2016-18)... Tallied 141 tackles (77 solo) and 14 sacks, adding 2 FFs and a blocked kick on his career
- As a senior, recorded 47 tackles (28 solo) and 6.5 sacks, earning All-Region and All-Conference honors
- In his junior season, played all 15 games, posting 56 tackles...Part of the 2017 NCAA Division II National Championship team...Was also named *Don Hansen* honorable mention All-American
- Upon his return to football in his sophomore season (2016), earned All-Conference honorable mention after recording 34 tackles, 5.5 TFL, 2.5 sacks and 10 QB hits
- Granted a medical redshirt in the 2013 season due to a shoulder injury...As a true freshman at Oklahoma in 2012, saw action in four games and posted 4 tackles (1 solo)
- Graduated with a degree in general education

— HIGH SCHOOL/PERSONAL —

- Prepped at Santa Fe (Edmond, OK) HS, posting 87 tackles and 13 sacks as a senior
- **Last name pronounced: uh-NO-ha**



67

MATTHEW ORZECH

LONG SNAPPER | 6-3 | 246

COLLEGE: AZUSA PACIFIC

HS: PALOMA VALLEY (MENIFEE, CA)

BORN: 4/12/95, SAN DIEGO, CA

COLLEGE GP/GS: 45/8

— COLLEGE —

- Appeared in 45 games (eight starts) as a TE and special teams player for the Cougars
- As a senior, tallied 8 receptions for 139 yards...Also recorded 7 special teams tackles
- Sat out the 2016 season and missed most of the 2017 campaign (knee injury)
- As a junior, appeared in all 10 games for the Cougars as a reserve TE and blocking specialist...Also handled long snapping duties, recording 1 tackle
- Played in all 11 games as a sophomore reserve TE...Helped block on a line that led the way to the Cougars' 269.3 rushing yards per game, allowing just 18 sacks all season
- As a true freshman, played in 11 games at LS
- Majored in graphic design

— HIGH SCHOOL/PERSONAL —

- Played three varsity seasons at Paloma Valley (Menifee, CA) HS, playing at TE and DE... As a senior, tallied 6 receptions for 97 yards and 1 TD, along with 55 tackles and 9 sacks
- Also lettered two years in baseball as a pitcher and first baseman
- Father, Matt, played football at Iowa State
- **Last name pronounced: ORR-zeck**

UNDRAFTED ROOKIE FREE AGENTS



85

CHARLES SCARFF

TIGHT END | 6-5 | 249

COLLEGE: DELAWARE

HS: LANCASTER (PA) CATHOLIC

BORN: 5/3/96, LANCASTER, PA

COLLEGE GP/GS: 34/25

— COLLEGE —

- Appeared in 34 games (25 starts) in three years at Delaware, catching 67 passes for 732 yards and 12 TDs
- Prior to Delaware, he spent two seasons at Rutgers (2014-15), where he played in 13 career games and had 14 catches for 100 yards and 1 TD
- As a redshirt senior, earned first-team All-CAA and third-team All-American honors after starting all 12 games and posting 43 receptions for 498 yards (11.6 avg.) and 7 TDs...His 43 receptions were the second most by a TE in school history (Ben Patrick - 64)
- Played in 11 games (seven starts) as a redshirt junior, recording 12 receptions for 71 yards and 3 TDs, garnering second-team All-CAA recognition
- Played in all 11 games (six starts) as a redshirt sophomore and finished with 12 catches for 163 yards and 1 TD
- Graduated with a degree in agriculture and natural resources...Minored in animal science

— HIGH SCHOOL/PERSONAL —

- Prepped at Lancaster (PA) Catholic, where he was a four-year starter at TE
- Helped lead his team to the 2011 PIAA-State championship as a sophomore
- His mother, Kelly, attended Towson and graduated from Harford (MD) CC



16

JAYLEN SMITH

WIDE RECEIVER | 6-2 | 219

COLLEGE: LOUISVILLE

HS: PASCAGOULA (MS)

BORN: 8/1/97, PASCAGOULA, MS

COLLEGE GP/GS: 48/35

— COLLEGE —

- A four-year starter for the Cardinals, Smith appeared in 48 games (35 starts), recording 152 catches for 2,505 yards (16.5 avg.) and 15 TDs
- Finished ninth in school history in receptions (152) and sixth in receiving yards (2,505)
- Was a three-year (2015-17) teammate of Ravens QB Lamar Jackson, with the duo connecting on 13 TD passes together
- As a senior, played in 12 games (10 starts) and hauled in 36 catches for 550 yards and 1 TD
- Named first-team All-ACC as a junior after starting 10 games and posting a career-high 60 receptions for 980 yards and 7 TDs...Finished third in the ACC in receiving yards...Had four 100-yard performances, including 9 receptions for 183 yards and 1 TD at North Carolina
- Posted 27 catches for 599 yards and 6 TDs as a sophomore...Ranked third in the nation by averaging 22.2 yards per catch
- Tallied 29 receptions for 376 yards and 1 TD as a true freshman at Louisville (2015)
- Graduated with a degree in sports administration

— HIGH SCHOOL/PERSONAL —

- Prepped at Pascagoula (MS) HS, where he was a three-year starter and twice earned first-team All-State honors...Tallied 70 receptions for 1,371 yards (19.6 avg.) and 20 TDs



59

SILAS STEWART

INSIDE LINEBACKER | 6-3 | 228

COLLEGE: INCARNATE WORD

HS: HOWARD HS OF TECH. (WILMINGTON, DE)

BORN: 9/28/95, WILMINGTON, DE

COLLEGE GP/GS: 22/11

— COLLEGE —

- Appeared in 22 games (11 starts) in two years at Incarnate Word, posting 130 tackles (82 solo), 7.5 TFL, 3 INTs, 8 PD, 2 FFs, 2 FRs and a half-sack
- Started all 11 games and was named second-team All-Southland Conference as a senior in 2018...Tallied a team-high 94 tackles (54 solo), 7 TFL, 3 INTs, 2 PD, 2 FFs and 2 FRs for the Cardinals...Had a career-high 13 tackles and added a FF and PD at Abilene Christian
- Including his team-high 3 picks in 2018, the Cardinals' defense created 29 turnovers in just 10 regular season games, the most in the country
- Appeared in all 11 games as a junior, spending time as both an outside and inside linebacker...Amassed 36 tackles (14 solo), a half-sack and 4 PD
- Played at Riverside (CA) City College prior to Incarnate Word...As a sophomore, he recorded 43 tackles, 6.5 TFL, 2.5 sacks and 9 PD for the Tigers...He also earned an associate degree in kinesiology
- Majored in culture studies at Incarnate Word

— HIGH SCHOOL/PERSONAL —

- Prepped at Howard (Wilmington, DE) HS of Technology, where he earned All-State honors as a linebacker and All-Conference honors as a LB and TE

UNDRAFTED ROOKIE FREE AGENTS



66

PATRICK VAHE

GUARD | 6-2 | 324

COLLEGE: TEXAS

HS: TRINITY (EULESS, TX)

BORN: 4/3/96, EULESS, TX

COLLEGE GP/GS: 48/45

— COLLEGE —

- Over his four-year career at Texas (2015-18), played in 48 games (45 starts) on the offensive line...Started all 14 games as a senior, earning honorable-mention All-Big 12 honors...Helped the offense post 3,615 passing yards and 2,143 rushing yards
- In 2018, named to the watch lists for the Outland Trophy (nation's top interior lineman) and the Polynesian College Football Player of the Year award
- Earned honorable mention All-Big 12 honors in 2017, recording 12 starts in 13 games
- Started nine of 12 games played as a sophomore (2016), helping the offense rack up 5,895 total yards
- As a freshman, was named a Freshman All-American and honorable mention Big 12... Was also tabbed an *ESPN.com* All-Big 12 Underclassman...Started 10 games, helping steer a rushing attack that ranked 18th nationally and third in the Big 12 (224.8 ypg)

— HIGH SCHOOL/PERSONAL —

- Prepped at Trinity (Eules, TX) HS, where he was a two-time All-State honoree, along with additional All-State and All-District honors from the Texas Sports Writers Association, *Associated Press*, *USA Today*, *The Dallas Morning News* and *Fort Worth Star-Telegram*
- **Last name pronounced: vah-HAY**



84

ANTOINE WESLEY

WIDE RECEIVER | 6-4 | 206

COLLEGE: TEXAS TECH

HS: CIBOLO (TX) STEELE

BORN: 10/22/97, LAS VEGAS, NV

COLLEGE GP/GS: 29/12

— COLLEGE —

- Appeared in 29 games (12 starts), registering 98 catches for 1,547 yards and 9 TDs
- As a junior in 2018, led the team with 88 receptions for 1,410 yards (third most in TT single-season history) and 9 TDs...Finished with at least 100 yards in six of 12 games, also leading all Power Five WRs and tying for second in the FBS with four games of at least 150 yards...Led the team with 23 plays of 25 yards or longer, 6 of which went for a TD...Set the school's single-game record with 261 receiving yards in a win vs. Houston
- Tabbed a first-team All-American by the *FWAA* and named first-team All-Big 12 by the *Associated Press* (was second-team by league coaches) in 2018
- As a sophomore, played in all 13 games either at WR or on special teams...Tallied 10 receptions for 137 yards
- Played in four games as a true freshman, but did not record any catches
- Majored in electronic media and communications at Texas Tech

— HIGH SCHOOL/PERSONAL —

- Prepped at Cibolo (Texas) Steele HS, where he was a two-time All-District selection
- Totaled 1,192 receiving yards and 15 TDs on 74 receptions (16.1 average) over his two-year, 24-game varsity career



92

GERALD WILLIS

DEFENSIVE TACKLE | 6-2 | 302

COLLEGE: MIAMI (FL)

HS: EDNA KARR (NEW ORLEANS, LA)

BORN: 8/23/95, NEW ORLEANS, LA

COLLEGE GP/GS: 29/12

— COLLEGE —

- Appeared in 21 career games at Miami, recording 78 tackles (47 solo), 5.5 sacks, 23.5 TFL, 4 PD and 1 FR with the Hurricanes...Transferred to Miami from Florida in 2015
- As a RS senior, started all 12 games and earned *Sports Illustrated* second-team All-America and second-team All-ACC honors after leading the conference with 18 TFL (more than any other DT in FBS)...His 18 TFL were the most by a Hurricane since 2006 (Calais Campbell)...Finished the season with a career-high 59 tackles, 4 sacks, 1 FR and 2 PD
- Played in nine games as a sophomore in 2016 and recorded 19 tackles (13 solo), 1.5 sacks, 5.5 TFL and 2 PD...Sat out the 2015 season due to NCAA transfer rules
- Attended Florida as a true freshman in 2014, where he appeared in eight games and recorded 14 tackles, 1 FF and 1 FR
- Graduated with a degree in liberal arts

— HIGH SCHOOL/PERSONAL —

- Prepped at Edna Karr (New Orleans, LA) HS, where as a senior he was named first-team All-USA by *USA Today* and *MaxPreps* and second-team All-American
- Helped guide Edna Karr to four-consecutive Class 4A state finals berths and four-straight district titles
- Is the brother of Pro Bowl Washington Redskins S Landon Collins

ALPHABETICAL ROSTER

| No. | Name | Pos. | Ht. | Wt. | Birthdate | Exp. | College | Hometown |
|-----|------------------------|-------|------|-----|-----------|------|--------------------------|----------------------|
| 18 | Adeboyejo, Quincy | WR | 6-3 | 200 | 5/26/95 | 2 | Mississippi | Cedar Hill, TX |
| 51 | Adeoye, Aaron | OLB | 6-6 | 250 | 8/26/93 | R | Southeast Missouri State | Marion, IL |
| 50 | Alaka, Otaro | ILB | 6-3 | 239 | 5/18/96 | R | Texas A&M | Houston, TX |
| 89 | Andrews, Mark | TE | 6-4 | 256 | 9/6/95 | 2 | Oklahoma | Scottsdale, AZ |
| 62 | Applefield, Marcus | T | 6-5 | 308 | 12/15/95 | R | Virginia | Weeki Wachee, FL |
| 34 | Averett, Anthony | CB | 5-11 | 184 | 11/30/94 | 2 | Alabama | Woodbury, NJ |
| 28 | Bethel, Justin | CB | 6-0 | 200 | 6/17/90 | 8 | Presbyterian | Sumter, SC |
| 49 | Board, Chris | LB | 6-2 | 237 | 7/23/95 | 2 | North Dakota State | Orlando, FL |
| 39 | Bonds, Terrell | CB | 5-8 | 182 | 7/22/96 | R | Tennessee State | Miami, FL |
| 54 | Bowser, Tyus | OLB | 6-3 | 242 | 5/23/95 | 3 | Houston | Tyler, TX |
| 80 | Boykin, Miles | WR | 6-4 | 220 | 10/12/96 | R | Notre Dame | New Lenox, IL |
| 86 | Boyle, Nick | TE | 6-4 | 270 | 2/17/93 | 5 | Delaware | Sussex, NJ |
| 77 | Bozeman, Bradley | C | 6-3 | 317 | 11/24/94 | 2 | Alabama | Roanoke, AL |
| 78 | Brown Jr., Orlando | T | 6-8 | 355 | 5/2/96 | 2 | Oklahoma | Baltimore, MD |
| 15 | Brown, Marquise | WR | 5-9 | 170 | 6/4/97 | R | Oklahoma | Hollywood, FL |
| 26 | Canady, Maurice | CB | 6-1 | 193 | 5/26/94 | 4 | Virginia | Richmond, VA |
| 24 | Carr, Brandon | CB | 6-0 | 210 | 5/19/86 | 12 | Grand Valley State | Flint, MI |
| 36 | Clark, Chuck | S | 6-0 | 205 | 4/19/95 | 3 | Virginia Tech | Suffolk, VA |
| 46 | Cox, Morgan | LS | 6-4 | 235 | 4/26/86 | 10 | Tennessee | Collierville, TN |
| 60 | Crecelius, Randin | G/T | 6-5 | 300 | 8/5/96 | 1 | Portland State | Lake Stevens, WA |
| 30 | Dixon, Kenneth | RB | 5-10 | 228 | 1/21/94 | 4 | Louisiana Tech | Strong, AR |
| 35 | Edwards, Gus | RB | 6-1 | 238 | 4/13/95 | 2 | Rutgers | Staten Island, NY |
| 57 | Ejiya, E.J. | ILB | 6-1 | 235 | 10/6/95 | R | North Texas | Minneapolis, MN |
| 32 | Elliott, DeShon | S | 6-0 | 210 | 4/21/97 | 2 | Texas | Dallas, TX |
| 71 | Eluemunor, Jermaine | G/T | 6-4 | 335 | 12/13/94 | 3 | Texas A&M | London, England |
| 39 | Ervin, Tyler | RB | 5-10 | 182 | 10/7/93 | 4 | San Jose State | San Bernadino, CA |
| 49 | Ezeala, Christopher | FB | 5-11 | 248 | 9/19/95 | 1 | German Football League | Munich, Germany |
| 45 | Ferguson, Jaylon | OLB | 6-5 | 270 | 12/14/95 | R | Louisiana Tech | St. Francisville, LA |
| 13 | Floyd, Michael | WR | 6-2 | 220 | 11/27/89 | 8 | Notre Dame | St. Paul, MN |
| 3 | Griffin III, Robert | QB | 6-2 | 213 | 2/12/90 | 7 | Baylor | Copperas Cove, TX |
| 69 | Henry Jr., Willie | DT | 6-3 | 288 | 3/20/94 | 4 | Michigan | Cleveland, OH |
| 88 | Herdman, Cole | TE | 6-4 | 238 | 6/27/95 | R | Purdue | Oakton, VA |
| 43 | Hill, Justice | RB | 5-10 | 200 | 11/14/97 | R | Oklahoma State | Tulsa, OK |
| 87 | Horn Jr., Joe | WR | 5-10 | 174 | 9/16/94 | R | Missouri Western State | Tupelo, MS |
| 44 | Humphrey, Marlon | CB | 6-0 | 197 | 7/8/96 | 3 | Alabama | Hoover, AL |
| 81 | Hurst, Hayden | TE | 6-4 | 260 | 8/24/93 | 2 | South Carolina | Jacksonville, FL |
| 74 | Hurst, James | G/T | 6-5 | 310 | 12/17/91 | 6 | North Carolina | Plainfield, IN |
| 21 | Ingram II, Mark | RB | 5-9 | 210 | 12/21/89 | 9 | Alabama | Flint, MI |
| 33 | Jackson, Bennett | CB | 6-0 | 192 | 9/16/91 | 2 | Notre Dame | Hazlet, NJ |
| 8 | Jackson, Lamar | QB | 6-2 | 212 | 1/7/97 | 2 | Louisville | Pompano Beach, FL |
| 38 | Jean-Baptiste, Stanley | CB | 6-3 | 216 | 4/12/90 | 4 | Nebraska | Miami, FL |
| 23 | Jefferson, Tony | S | 5-11 | 211 | 1/27/92 | 7 | Oklahoma | Chula Vista, CA |
| 58 | Jones, Alvin | ILB | 5-10 | 231 | 12/2/94 | 1 | UTEP | El Paso, TX |
| 27 | Jones, Cyrus | CB/RS | 5-10 | 200 | 11/29/93 | 4 | Alabama | Baltimore, MD |
| 96 | Jones, Markus | OLB | 6-3 | 252 | 1/10/96 | R | Angelo State | Ft. Worth, TX |
| 99 | Judon, Matthew | OLB | 6-3 | 261 | 8/15/92 | 4 | Grand Valley State | West Bloomfield, MI |
| 4 | Koch, Sam | P | 6-1 | 222 | 8/13/82 | 14 | Nebraska | Seward, NE |
| 17 | Lasley, Jordan | WR/RS | 6-1 | 213 | 11/13/96 | 2 | UCLA | Compton, CA |
| 41 | Levine Sr., Anthony | DB/LB | 5-11 | 207 | 3/27/87 | 8 | Tennessee State | Abbeville, LA |
| 72 | Lewis, Alex | G/T | 6-6 | 305 | 4/21/92 | 4 | Nebraska | Tempe, AZ |
| 94 | Mack, Daylon | DT | 6-1 | 340 | 2/23/97 | R | Texas A&M | Gladewater, TX |
| 37 | Marshall, Iman | CB | 6-1 | 210 | 2/27/97 | R | Southern California | Long Beach, CA |
| 90 | McPhee, Pernell | OLB | 6-3 | 269 | 12/17/88 | 9 | Mississippi State | Pahokee, FL |
| 7 | McSorley, Trace | QB | 6-0 | 202 | 8/23/95 | R | Penn State | Ashburn, VA |
| 65 | Mekari, Patrick | G | 6-4 | 308 | 8/13/97 | R | Cal-Berkeley | Westlake Village, CA |
| 14 | Modster, Sean | WR | 5-11 | 183 | 11/13/95 | R | Boise State | Mission Viejo, CA |
| 10 | Moore, Chris | WR/RS | 6-1 | 200 | 6/16/93 | 4 | Cincinnati | Tampa, FL |
| 63 | Onuoha, Mike | OLB | 6-5 | 255 | 6/29/93 | R | Texas A&M Commerce | Edmond, OK |
| 48 | Onwuasor, Patrick | ILB | 6-0 | 227 | 8/22/92 | 4 | Portland State | Inglewood, CA |
| 67 | Orzech, Matthew | LS | 6-3 | 246 | 4/12/95 | R | Azusa Pacific | San Diego, CA |
| 97 | Pierce, Michael | DT | 6-0 | 345 | 11/6/92 | 4 | Samford | Daphne, AL |
| 70 | Powers, Ben | G | 6-4 | 310 | 10/29/96 | R | Oklahoma | Wichita, KS |
| 61 | Prince, R.J. | G | 6-6 | 320 | 4/19/95 | 1 | North Carolina | Albemarle, NC |
| 91 | Ray, Shane | OLB | 6-3 | 255 | 5/18/93 | 5 | Missouri | Roeland Park, KS |
| 42 | Ricard, Patrick | FB/DL | 6-3 | 303 | 5/27/94 | 3 | Maine | Spencer, MA |
| 11 | Roberts, Seth | WR | 6-2 | 195 | 2/22/91 | 5 | West Alabama | McClay, FL |
| 85 | Scarff, Charles | TE | 6-5 | 249 | 5/3/96 | R | Delaware | Lancaster, PA |
| 12 | Scott, Jaleel | WR | 6-5 | 210 | 2/23/95 | 2 | New Mexico State | Rock Hill, SC |
| 64 | Senat, Greg | T | 6-6 | 305 | 9/8/94 | 2 | Wagner | Elmont, NY |
| 95 | Sieler, Zach | DT | 6-6 | 301 | 9/7/95 | 2 | Ferris State | Pinckney, MI |
| 68 | Skura, Matt | G/C | 6-3 | 313 | 2/17/93 | 3 | Duke | Columbus, OH |
| 16 | Smith, Jaylen | WR | 6-2 | 219 | 8/1/97 | R | Louisville | Pascagoula, MS |
| 22 | Smith, Jimmy | CB | 6-2 | 210 | 7/26/88 | 9 | Colorado | Colton, CA |
| 83 | Snead IV, Willie | WR/RS | 5-11 | 200 | 10/17/92 | 5 | Ball State | Muskegon, MI |
| 79 | Stanley, Ronnie | T | 6-6 | 315 | 3/18/94 | 4 | Notre Dame | Las Vegas, NV |
| 59 | Stewart, Silas | ILB | 6-3 | 228 | 9/28/95 | R | Incarnate Word | Wilmington, DE |
| 29 | Thomas III, Earl | S | 5-10 | 220 | 5/7/89 | 10 | Texas | Orange, TX |
| 53 | Thomas, Matthew | LB | 6-3 | 244 | 7/21/95 | 2 | Florida State | Fort Lauderdale, FL |
| 9 | Tucker, Justin | K | 6-1 | 183 | 11/21/89 | 8 | Texas | Austin, TX |
| 47 | Turner, De Lance | RB | 5-11 | 214 | 8/23/95 | 2 | Alcorn State | McClain, MS |
| 66 | Vahe, Patrick | G | 6-2 | 324 | 4/3/96 | R | Texas | Eules, TX |
| 6 | Vedvik, Kaare | P/K | 6-3 | 210 | 3/16/94 | 1 | Marshall | Stavanger, Norway |
| 84 | Wesley, Antoine | WR | 6-4 | 206 | 10/22/97 | R | Texas Tech | Las Vegas, NV |
| 98 | Williams, Brandon | DT | 6-1 | 336 | 2/21/89 | 7 | Missouri Southern St. | Kirkwood, MO |
| 76 | Williams, Darrell | T | 6-5 | 315 | 3/24/93 | 2 | Western Kentucky | Dexter, GA |
| 56 | Williams, Tim | OLB | 6-3 | 252 | 11/12/93 | 3 | Alabama | Baton Rouge, LA |
| 92 | Willis, Gerald | DT | 6-2 | 302 | 8/23/95 | R | Miami (FL) | New Orleans, LA |
| 93 | Wormley, Chris | DE | 6-5 | 300 | 10/25/93 | 3 | Michigan | Toledo, OH |
| 73 | Yanda, Marshal | G/T | 6-3 | 305 | 9/15/84 | 13 | Iowa | Anamosa, IA |
| 40 | Young, Kenny | LB | 6-1 | 234 | 11/15/94 | 2 | UCLA | Boutte, LA |
| 25 | Young, Tavon | CB | 5-9 | 185 | 3/14/94 | 4 | Temple | Oxon Hill, MD |

NUMERICAL ROSTER

| No. | Name | Pos. | Ht. | Wt. | Birthdate | Exp. | College | How Acq. | 2018 Games | | | |
|-----|-----------------------|-------|------|-----|-----------|------|--------------------------|---------------|------------|----|-----|-----|
| | | | | | | | | | P | S | DNP | INA |
| 3 | Robert Griffin III | QB | 6-2 | 213 | 2/12/90 | 7 | Baylor | FA '18 | 3 | 0 | 1 | 12 |
| 4 | Sam Koch | P | 6-1 | 222 | 8/13/82 | 14 | Nebraska | D6a '06 | 16 | 0 | 0 | 0 |
| 6 | Kaare Vedvik | P/K | 6-3 | 210 | 3/16/94 | 1 | Marshall | FA '18 | 0 | 0 | 0 | 0 |
| 7 | Trace McSorley | QB | 6-0 | 202 | 8/23/95 | R | Penn State | D6 '19 | 0 | 0 | 0 | 0 |
| 8 | Lamar Jackson | QB | 6-2 | 212 | 1/7/97 | 2 | Louisville | D1b '18 | 16 | 7 | 0 | 0 |
| 9 | Justin Tucker | K | 6-1 | 183 | 11/21/89 | 8 | Texas | FA '12 | 16 | 0 | 0 | 0 |
| 10 | Chris Moore | WR/RS | 6-1 | 200 | 6/16/93 | 4 | Cincinnati | D4b '16 | 16 | 0 | 0 | 0 |
| 11 | Seth Roberts | WR | 6-2 | 195 | 2/22/91 | 5 | West Alabama | FA '19 | 15 | 7 | 0 | 1 |
| 12 | Jaleel Scott | WR | 6-5 | 210 | 2/23/95 | 2 | New Mexico State | D4c '18 | 0 | 0 | 0 | 0 |
| 13 | Michael Floyd | WR | 6-2 | 220 | 11/27/89 | 8 | Notre Dame | UFA (WAS) '19 | 13 | 3 | 0 | 0 |
| 14 | Sean Modster | WR | 5-11 | 183 | 11/13/95 | R | Boise State | FA '19 | 0 | 0 | 0 | 0 |
| 15 | Marquise Brown | WR | 5-9 | 170 | 6/4/97 | R | Oklahoma | D1 '19 | 0 | 0 | 0 | 0 |
| 16 | Jaylen Smith | WR | 6-2 | 219 | 8/1/97 | R | Louisville | FA '19 | 0 | 0 | 0 | 0 |
| 17 | Jordan Lasley | WR/RS | 6-1 | 213 | 11/13/96 | 2 | UCLA | D5 '18 | 0 | 0 | 0 | 16 |
| 18 | Quincy Adeboyejo | WR | 6-3 | 200 | 5/26/95 | 2 | Mississippi | FA '17 | 0 | 0 | 0 | 0 |
| 21 | Mark Ingram II | RB | 5-9 | 210 | 12/21/89 | 9 | Alabama | UFA (NO) '19 | 12 | 6 | 0 | 0 |
| 22 | Jimmy Smith | CB | 6-2 | 210 | 7/26/88 | 9 | Colorado | D1 '11 | 12 | 10 | 0 | 0 |
| 23 | Tony Jefferson | S | 5-11 | 211 | 1/27/92 | 7 | Oklahoma | UFA (ARI) '17 | 14 | 14 | 0 | 2 |
| 24 | Brandon Carr | CB | 6-0 | 210 | 5/19/86 | 12 | Grand Valley State | UFA (DAL) '17 | 16 | 16 | 0 | 0 |
| 25 | Tavon Young | CB | 5-9 | 185 | 3/14/94 | 4 | Temple | D4a '16 | 15 | 6 | 0 | 1 |
| 26 | Maurice Canady | CB | 6-1 | 193 | 5/26/94 | 4 | Virginia | D6b '16 | 7 | 0 | 0 | 2 |
| 27 | Cyrus Jones | CB/RS | 5-10 | 200 | 11/29/93 | 4 | Alabama | WAV (NE) '18 | 11 | 0 | 0 | 0 |
| 28 | Justin Bethel | CB | 6-0 | 200 | 6/17/90 | 8 | Presbyterian | UFA (ATL) '19 | 14 | 0 | 0 | 2 |
| 29 | Earl Thomas III | S | 5-10 | 220 | 5/7/89 | 10 | Texas | UFA (SEA) '19 | 4 | 4 | 0 | 0 |
| 30 | Kenneth Dixon | RB | 5-10 | 228 | 1/21/94 | 4 | Louisiana Tech | D4e '16 | 6 | 0 | 0 | 0 |
| 32 | DeShon Elliott | S | 6-1 | 210 | 4/21/97 | 2 | Texas | D6a '18 | 0 | 0 | 0 | 0 |
| 33 | Bennett Jackson | CB | 6-0 | 192 | 9/16/91 | 2 | Notre Dame | FA '18 | 0 | 0 | 0 | 0 |
| 34 | Anthony Averett | CB | 5-11 | 184 | 11/30/94 | 2 | Alabama | D4a '18 | 11 | 0 | 0 | 5 |
| 35 | Gus Edwards | RB | 6-1 | 238 | 4/13/95 | 2 | Rutgers | FA '18 | 11 | 6 | 0 | 0 |
| 36 | Chuck Clark | S | 6-0 | 205 | 4/19/95 | 3 | Virginia Tech | D6 '17 | 16 | 1 | 0 | 0 |
| 37 | Iman Marshall | CB | 6-1 | 210 | 2/27/97 | R | Southern California | D4c '19 | 0 | 0 | 0 | 0 |
| 38 | Stanley Jean-Baptiste | CB | 6-3 | 216 | 4/12/90 | 4 | Nebraska | FA '17 | 0 | 0 | 0 | 0 |
| 39 | Tyler Ervin | RB | 5-10 | 182 | 10/7/93 | 4 | San Jose State | FA '18 | 9 | 0 | 0 | 0 |
| 39 | Terrell Bonds | CB | 5-8 | 182 | 7/22/96 | R | Tennessee State | FA '19 | 0 | 0 | 0 | 0 |
| 40 | Kenny Young | LB | 6-1 | 234 | 11/15/94 | 2 | UCLA | D4b '18 | 16 | 3 | 0 | 0 |
| 41 | Anthony Levine Sr. | DB/LB | 5-11 | 207 | 3/27/87 | 8 | Tennessee State | FA '12 | 16 | 1 | 0 | 0 |
| 42 | Patrick Ricard | FB/DL | 6-3 | 303 | 5/27/94 | 3 | Maine | FA '17 | 10 | 2 | 0 | 6 |
| 43 | Justice Hill | RB | 5-10 | 200 | 11/14/97 | R | Oklahoma State | D4a '19 | 0 | 0 | 0 | 0 |
| 44 | Marlon Humphrey | CB | 6-0 | 197 | 7/8/96 | 3 | Alabama | D1 '17 | 14 | 8 | 0 | 2 |
| 45 | Jaylon Ferguson | OLB | 6-5 | 270 | 12/14/95 | R | Louisiana Tech | D3a '19 | 0 | 0 | 0 | 0 |
| 46 | Morgan Cox | LS | 6-4 | 235 | 4/26/86 | 10 | Tennessee | FA '10 | 16 | 0 | 0 | 0 |
| 47 | De'Lance Turner | RB | 5-11 | 214 | 8/23/95 | 2 | Alcorn State | FA '18 | 4 | 0 | 0 | 0 |
| 48 | Patrick Onwuasor | ILB | 6-0 | 227 | 8/22/92 | 4 | Portland State | FA '16 | 16 | 12 | 0 | 0 |
| 49 | Christopher Ezeala | FB | 5-11 | 248 | 9/19/95 | 1 | German Football League | IPP '18 | 0 | 0 | 0 | 0 |
| 49 | Chris Board | LB | 6-2 | 237 | 7/23/95 | 2 | North Dakota State | FA '18 | 16 | 0 | 0 | 0 |
| 50 | Otaro Alaka | ILB | 6-3 | 239 | 5/18/96 | R | Texas A&M | FA '19 | 0 | 0 | 0 | 0 |
| 51 | Aaron Adeoye | OLB | 6-6 | 250 | 8/26/93 | R | Southeast Missouri State | FA '19 | 0 | 0 | 0 | 0 |
| 53 | Matthew Thomas | LB | 6-3 | 244 | 7/21/95 | 2 | Florida State | FA '19 | 10 | 0 | 0 | 0 |
| 54 | Tyus Bowser | OLB | 6-3 | 242 | 5/23/95 | 3 | Houston | D2 '17 | 15 | 0 | 0 | 1 |
| 56 | Tim Williams | OLB | 6-3 | 252 | 11/12/93 | 3 | Alabama | D3b '17 | 7 | 0 | 0 | 9 |
| 57 | E.J. Ejiya | ILB | 6-1 | 235 | 10/6/95 | R | North Texas | FA '19 | 0 | 0 | 0 | 0 |
| 58 | Alvin Jones | ILB | 5-10 | 231 | 12/2/94 | 1 | UTEP | FA '18 | 0 | 0 | 0 | 0 |
| 59 | Silas Stewart | ILB | 6-3 | 228 | 9/28/95 | R | Incarnate Word | FA '19 | 0 | 0 | 0 | 0 |
| 60 | Randin Crecelius | G/T | 6-5 | 300 | 8/5/96 | 1 | Portland State | FA '18 | 0 | 0 | 0 | 0 |
| 61 | R.J. Prince | G | 6-6 | 320 | 4/19/95 | 1 | North Carolina | FA '19 | 0 | 0 | 0 | 0 |
| 62 | Marcus Applefield | T | 6-5 | 308 | 12/15/95 | R | Virginia | FA '19 | 0 | 0 | 0 | 0 |
| 63 | Mike Onuoha | OLB | 6-5 | 255 | 6/29/93 | R | Texas A&M Commerce | FA '19 | 0 | 0 | 0 | 0 |
| 64 | Greg Senat | T | 6-6 | 305 | 9/8/94 | 2 | Wagner | D6b '18 | 0 | 0 | 0 | 0 |
| 65 | Patrick Mekari | G | 6-4 | 308 | 8/13/97 | R | Cal-Berkeley | FA '19 | 0 | 0 | 0 | 0 |
| 66 | Patrick Vahe | G | 6-2 | 324 | 4/3/96 | R | Texas | FA '19 | 0 | 0 | 0 | 0 |
| 67 | Matthew Orzech | LS | 6-3 | 246 | 4/12/95 | R | Azusa Pacific | FA '19 | 0 | 0 | 0 | 0 |
| 68 | Matt Skura | G/C | 6-3 | 313 | 2/17/93 | 3 | Duke | FA '16 | 16 | 16 | 0 | 0 |
| 69 | Willie Henry Jr. | DT | 6-3 | 288 | 3/20/94 | 4 | Michigan | D4d '16 | 3 | 0 | 0 | 4 |
| 70 | Ben Powers | G | 6-4 | 310 | 10/29/96 | R | Oklahoma | D4b '19 | 0 | 0 | 0 | 0 |
| 71 | Jermaine Eluemunor | G/T | 6-4 | 335 | 12/13/94 | 3 | Texas A&M | D5 '17 | 9 | 1 | 0 | 2 |
| 72 | Alex Lewis | G/T | 6-6 | 305 | 4/21/92 | 4 | Nebraska | D4c '16 | 10 | 10 | 0 | 6 |
| 73 | Marshal Yanda | G/T | 6-3 | 305 | 9/15/84 | 13 | Iowa | D3b '07 | 16 | 16 | 0 | 0 |
| 74 | James Hurst | G/T | 6-5 | 310 | 12/17/91 | 6 | North Carolina | FA '14 | 10 | 10 | 0 | 6 |
| 76 | Darrell Williams | T | 6-5 | 315 | 3/24/93 | 2 | Western Kentucky | FA '19 | 0 | 0 | 0 | 0 |
| 77 | Bradley Bozeman | C | 6-5 | 317 | 11/24/94 | 2 | Alabama | D6c '18 | 14 | 1 | 2 | 0 |
| 78 | Orlando Brown Jr. | T | 6-8 | 355 | 5/2/96 | 2 | Oklahoma | D3a '18 | 16 | 10 | 0 | 0 |
| 79 | Ronnie Stanley | T | 6-6 | 315 | 3/18/94 | 4 | Notre Dame | D1 '16 | 15 | 15 | 0 | 1 |
| 80 | Miles Boykin | WR | 6-4 | 220 | 10/12/96 | R | Notre Dame | D3b '19 | 0 | 0 | 0 | 0 |
| 81 | Hayden Hurst | TE | 6-4 | 260 | 8/24/93 | 2 | South Carolina | D1a '18 | 12 | 0 | 0 | 4 |
| 83 | Willie Snead IV | WR/RS | 5-11 | 200 | 10/17/92 | 5 | Ball State | RFA (NO) '18 | 16 | 10 | 0 | 0 |
| 84 | Antoine Wesley | WR | 6-4 | 206 | 10/22/97 | R | Texas Tech | FA '19 | 0 | 0 | 0 | 0 |
| 85 | Charles Scarff | TE | 6-5 | 249 | 5/3/96 | R | Delaware | FA '19 | 0 | 0 | 0 | 0 |
| 86 | Nick Boyle | TE | 6-4 | 270 | 2/17/93 | 5 | Delaware | D5a '15 | 16 | 13 | 0 | 0 |
| 87 | Joe Horn Jr. | WR | 5-10 | 174 | 9/16/94 | R | Missouri Western State | FA '19 | 0 | 0 | 0 | 0 |
| 88 | Cole Herdman | TE | 6-4 | 238 | 6/27/95 | R | Purdue | FA '19 | 0 | 0 | 0 | 0 |
| 89 | Mark Andrews | TE | 6-5 | 256 | 9/6/95 | 2 | Oklahoma | D3b '18 | 16 | 3 | 0 | 0 |
| 90 | Pernell McPhee | OLB | 6-3 | 269 | 12/17/88 | 9 | Mississippi State | UFA (WAS) '19 | 13 | 0 | 0 | 3 |
| 91 | Shane Ray | OLB | 6-3 | 255 | 5/18/93 | 5 | Missouri | UFA (DEN) '19 | 11 | 0 | 0 | 5 |
| 92 | Gerald Willis | DT | 6-2 | 302 | 8/23/95 | R | Miami (FL) | FA '19 | 0 | 0 | 0 | 0 |
| 93 | Chris Wormley | DE | 6-5 | 300 | 10/25/93 | 3 | Michigan | D3a '17 | 16 | 6 | 0 | 0 |
| 94 | Daylon Mack | DT | 6-1 | 340 | 2/23/97 | R | Texas A&M | D5 '19 | 0 | 0 | 0 | 0 |
| 95 | Zach Sieler | DT | 6-6 | 301 | 9/7/95 | 2 | Ferris State | D7 '18 | 2 | 0 | 0 | 14 |
| 96 | Markus Jones | OLB | 6-3 | 252 | 1/10/96 | R | Angelo State | FA '19 | 0 | 0 | 0 | 0 |
| 97 | Michael Pierce | DT | 6-0 | 345 | 11/6/92 | 4 | Samford | FA '16 | 14 | 2 | 0 | 2 |
| 98 | Brandon Williams | DT | 6-1 | 336 | 2/21/89 | 7 | Missouri Southern St. | D3 '13 | 16 | 16 | 0 | 0 |
| 99 | Matthew Judon | OLB | 6-3 | 261 | 8/15/92 | 4 | Grand Valley State | D5 '16 | 16 | 8 | 0 | 0 |

LAMAR JACKSON



2018 STATISTICS

RESULTS AND ATTENDANCE

WON 10, LOST 6, AFC NORTH CHAMPIONS

| | | | | |
|-------|---|----------|------------------|--------|
| 09/09 | W | 47-3 | Buffalo | 70,591 |
| 09/13 | L | 23-34 | at Cincinnati | 50,018 |
| 09/23 | W | 27-14 | Denver | 70,156 |
| 09/30 | W | 26-14 | at Pittsburgh | 62,030 |
| 10/07 | L | 9-12 OT | at Cleveland | 67,431 |
| 10/14 | W | 21-0 | at Tennessee | 64,441 |
| 10/21 | L | 23-24 | New Orleans | 70,639 |
| 10/28 | L | 21-36 | at Carolina | 73,843 |
| 11/04 | L | 16-23 | Pittsburgh | 70,997 |
| 11/18 | W | 24-21 | Cincinnati | 70,077 |
| 11/25 | W | 34-17 | Oakland | 70,035 |
| 12/02 | W | 26-16 | at Atlanta | 72,262 |
| 12/09 | L | 24-27 OT | at Kansas City | 74,336 |
| 12/16 | W | 20-12 | Tampa Bay | 70,031 |
| 12/22 | W | 22-10 | at L.A. Chargers | 25,571 |
| 12/30 | W | 26-24 | Cleveland | 70,925 |

TEAM STATISTICS

TOTAL FIRST DOWNS

| | |
|--------------------|---------|
| Rushing | 153 |
| Passing | 184 |
| Penalty | 30 |
| 3rd Down: Made/Att | 104/231 |
| 3rd Down Pct. | 45.0 |
| 4th Down: Made/Att | 13/22 |
| 4th Down Pct. | 59.1 |

POSSESSION AVG.

TOTAL NET YARDS

| | |
|---------------|-------|
| Avg. Per Game | 374.9 |
| Total Plays | 1,135 |
| Avg. Per Play | 5.3 |

NET YARDS RUSHING

| | |
|---------------|-------|
| Avg. Per Game | 152.6 |
| Total Rushes | 547 |

NET YARDS PASSING

| | |
|-------------------|---------|
| Avg. Per Game | 222.4 |
| Sacked/Yards Lost | 32/150 |
| Gross Yards | 3,708 |
| Att./Completions | 556/334 |
| Completion Pct. | 60.1 |
| Had Intercepted | 9 |

PUNTS/AVERAGE

NET PUNTING AVG.

PENALTIES/YARDS

FUMBLES/BALL LOST

TOUCHDOWNS

| | |
|---------|----|
| Rushing | 19 |
| Passing | 18 |
| Returns | 4 |

SCORE BY PERIODS

| | 1 | 2 | 3 | 4 | OT | PTS |
|-----------|----|-----|-----|----|----|-----|
| RAVENS | 88 | 108 | 106 | 87 | 0 | 389 |
| Opponents | 66 | 104 | 53 | 58 | 6 | 287 |

SCORING

| | TD | RU | PA | RT | K/PAT | FG | S | PTS |
|---------------|----|----|----|----|-------|-------|---|-----|
| Tucker | 0 | 0 | 0 | 0 | 36/37 | 35/39 | 0 | 141 |
| Collins | 8 | 7 | 1 | 0 | 0 | 0 | 0 | 48 |
| Allen | 5 | 3 | 2 | 0 | 0 | 0 | 0 | 30 |
| J. Brown | 5 | 0 | 5 | 0 | 0 | 0 | 0 | 30 |
| L. Jackson | 5 | 5 | 0 | 0 | 0 | 0 | 0 | 30 |
| Andrews | 3 | 0 | 3 | 0 | 0 | 0 | 0 | 18 |
| Crabtree | 3 | 0 | 3 | 0 | 0 | 0 | 0 | 18 |
| Edwards | 2 | 2 | 0 | 0 | 0 | 0 | 0 | 14 |
| Dixon | 2 | 2 | 0 | 0 | 0 | 0 | 0 | 12 |
| T. Young | 2 | 0 | 0 | 2 | 0 | 0 | 0 | 12 |
| H. Hurst | 1 | 0 | 1 | 0 | 0 | 0 | 0 | 6 |
| C. Jones | 1 | 0 | 0 | 1 | 0 | 0 | 0 | 6 |
| Montgomery LG | 1 | 1 | 0 | 0 | 0 | 0 | 0 | 6 |
| C. Moore | 1 | 0 | 1 | 0 | 0 | 0 | 0 | 6 |
| Snead IV | 1 | 0 | 1 | 0 | 0 | 0 | 0 | 6 |
| Suggs | 1 | 0 | 0 | 1 | 0 | 0 | 0 | 6 |
| M. Williams | 1 | 0 | 1 | 0 | 0 | 0 | 0 | 6 |
| RAVENS | 41 | 19 | 18 | 4 | 36/37 | 35/39 | 0 | 389 |
| Opponents | 33 | 11 | 21 | 1 | 27/29 | 20/26 | 0 | 287 |

2-PT. CONVERSIONS: RAVENS 1-4, Opponents 1-4; FUM/LOST: L. Jackson 12/4, Collins 3/3, Flacco 3/1, Dixon 2/1, Grant 2/0, Montgomery (LG) 2/1, Allen 1/1, C. Jones 1/1, White 1/0

SACKS: Z. Smith 8.5, Judon 7, Suggs 7, Onwuasor 5.5, K. Young 2.5, T. Williams 2, T. Young 2, Henry 1, Jefferson 1, Levine Sr. 1, Weddle 1, B. Williams 1, Wormley 1, Team 1, Bowser 0.5, Mosley 0.5, Urban 0.5, **RAVENS 43, Opponents 32**

| PASSING | ATT | COMP | YARDS | COMP% | YDS/ATT | TD | TD% | INT | INT% | LG | SACK/LOST | RATING |
|-------------|-----|------|-------|-------|---------|----|-----|-----|------|----|-----------|--------|
| Flacco | 379 | 232 | 2,465 | 61.2 | 6.50 | 12 | 3.2 | 6 | 1.6 | 71 | 16/79 | 84.2 |
| L. Jackson | 170 | 99 | 1,201 | 58.2 | 7.06 | 6 | 3.5 | 3 | 1.8 | 74 | 16/71 | 84.5 |
| Griffin III | 6 | 2 | 21 | 33.3 | 3.50 | 0 | 0.0 | 0 | 0.0 | 14 | 0/0 | 44.4 |
| Koch | 1 | 1 | 21 | 100.0 | 21.0 | 0 | 0.0 | 0 | 0.0 | 21 | 0/0 | 118.8 |
| RAVENS | 556 | 334 | 3,708 | 60.1 | 6.67 | 18 | 3.2 | 9 | 1.6 | 74 | 32/150 | 84.0 |
| Opponents | 577 | 337 | 3,651 | 58.4 | 6.33 | 21 | 3.6 | 12 | 2.1 | 64 | 43/291 | 80.6 |

RUSHING

| | NO | YDS | AVG | LG | TD |
|---------------|-----|-------|------|-----|----|
| Edwards | 137 | 718 | 5.2 | 43 | 2 |
| L. Jackson | 147 | 695 | 4.7 | 39 | 5 |
| Collins | 114 | 411 | 3.6 | 19 | 7 |
| Dixon | 60 | 333 | 5.6 | 37 | 2 |
| Montgomery LG | 41 | 188 | 4.6 | 16 | 1 |
| Montgomery TM | 15 | 83 | 5.5 | 15 | 0 |
| Allen | 41 | 110 | 2.7 | 17 | 3 |
| Flacco | 19 | 45 | 2.4 | 13 | 0 |
| C. Moore | 5 | 17 | 3.4 | 9 | 0 |
| Snead IV | 1 | 13 | 13.0 | 13 | 0 |
| M. Williams | 3 | 8 | 2.7 | 7 | 0 |
| J. Brown | 3 | 4 | 1.3 | 3 | 0 |
| Turner | 1 | 4 | 4.0 | 4 | 0 |
| H. Hurst | 1 | 0 | 0.0 | 0 | 0 |
| RAVENS | 547 | 2,441 | 4.5 | 43 | 19 |
| Opponents | 354 | 1,327 | 3.7 | 35t | 11 |

RECEIVING

| | NO | YDS | AVG | LG | TD |
|---------------|-----|-------|------|----|----|
| Snead IV | 62 | 651 | 10.5 | 28 | 1 |
| Crabtree | 54 | 607 | 11.2 | 27 | 3 |
| J. Brown | 42 | 715 | 17.0 | 71 | 5 |
| Allen | 35 | 196 | 5.6 | 17 | 2 |
| Andrews | 34 | 552 | 16.2 | 74 | 3 |
| Montgomery LG | 25 | 235 | 9.4 | 43 | 0 |
| Montgomery TM | 10 | 65 | 6.5 | 14 | 0 |
| Boyle | 23 | 213 | 9.3 | 25 | 0 |
| C. Moore | 19 | 196 | 10.3 | 30 | 1 |
| M. Williams | 16 | 143 | 8.9 | 25 | 1 |
| Collins | 15 | 105 | 7.0 | 24 | 1 |
| H. Hurst | 13 | 163 | 12.5 | 32 | 1 |
| Dixon | 6 | 51 | 8.5 | 21 | 0 |
| Edwards | 2 | 20 | 10.0 | 13 | 0 |
| Turner | 2 | 17 | 8.5 | 10 | 0 |
| White | 1 | 14 | 14.0 | 14 | 0 |
| RAVENS | 334 | 3,708 | 11.1 | 74 | 18 |
| Opponents | 337 | 3,651 | 10.8 | 64 | 21 |

INTERCEPTIONS

| | NO | YDS | AVG | LG | TD |
|------------|----|-----|------|----|----|
| Carr | 2 | 26 | 13.0 | 32 | 0 |
| J. Smith | 2 | 4 | 2.0 | 4 | 0 |
| Humphrey | 2 | 0 | 0.0 | 0 | 0 |
| Onwuasor | 1 | 33 | 33.0 | 33 | 0 |
| Levine Sr. | 1 | 16 | 16.0 | 16 | 0 |
| Jefferson | 1 | 15 | 15.0 | 15 | 0 |
| Clark | 1 | 5 | 5.0 | 5 | 0 |
| Mosley | 1 | 0 | 0.0 | 0 | 0 |
| T. Young | 1 | 0 | 0.0 | 0 | 0 |
| RAVENS | 12 | 99 | 8.3 | 33 | 0 |
| Opponents | 9 | 39 | 4.3 | 22 | 0 |

PUNTING

| | NO | YDS | AVG | NET | TB | IN | LG | BLK |
|-----------|----|-------|------|------|----|----|----|-----|
| Koch | 60 | 2,842 | 47.4 | 39.8 | 5 | 27 | 65 | 1 |
| RAVENS | 61 | 2,842 | 46.6 | 39.8 | 5 | 27 | 65 | 1 |
| Opponents | 88 | 3,849 | 43.7 | 38.2 | 4 | 30 | 64 | 0 |

PUNT RETURNS

| | RET | FC | YDS | AVG | LG | TD |
|-----------|-----|----|-----|------|-----|----|
| Jones LG | 23 | 20 | 304 | 13.2 | 70t | 1 |
| Jones TM | 18 | 19 | 259 | 14.4 | 70t | 1 |
| White | 9 | 6 | 75 | 8.3 | 14 | 0 |
| Grant | 7 | 4 | 52 | 7.4 | 51 | 0 |
| Weddle | 1 | 0 | 18 | 18.0 | 18 | 0 |
| RAVENS | 35 | 29 | 404 | 11.5 | 70t | 1 |
| Opponents | 31 | 10 | 315 | 10.2 | 38 | 0 |

KICKOFF RETURNS

| | NO | YDS | AVG | LG | TD |
|---------------|----|-----|------|----|----|
| C. Moore | 22 | 491 | 22.3 | 39 | 0 |
| Montgomery LG | 10 | 210 | 21.0 | 27 | 0 |
| White | 6 | 135 | 22.5 | 37 | 0 |
| Grant | 2 | 56 | 28.0 | 32 | 0 |
| Snead IV | 1 | 13 | 13.0 | 13 | 0 |
| C. Jones | 1 | 12 | 12.0 | 12 | 0 |
| RAVENS | 32 | 707 | 22.1 | 39 | 0 |
| Opponents | 32 | 745 | 23.3 | 49 | 0 |

FIELD GOALS

| | 1-19 | 20-29 | 30-39 | 40-49 | 50+ |
|-----------|------|-------|-------|-------|-----|
| Tucker | 0/0 | 12/12 | 9/9 | 9/11 | 5/7 |
| RAVENS | 0/0 | 12/12 | 9/9 | 9/11 | 5/7 |
| Opponents | 0/0 | 5/5 | 10/10 | 4/6 | 1/5 |

Tucker: (41G,39G)(55G)(52G,43B,52G)(47G,49G,28G,31G)(44G,48B,25G,32G)(31G)(23G,23G,37G)(28G,56G,24G)(47G,28G)(41G,21G,45G,47G)(28G)(24G,35G)(24G,53N,35G,65N,56G)(38G,35G,44G,23G)

Opponents: (52N,35G)(28G,40G)(34G,39G)(35G,55N,37G)(39G)(54G,44G,30G)(29G)(52N)(42G)(44G)(51N,24G,43N,35G)(21G,28G)(38G)(46N,35G)

2018 STATISTICS

DEFENSIVE STATISTICS

| PLAYER | TT | SOLO | AS | SACKS | YDS | | INT | RET. | | PD | FF | FR |
|---------------------|------------|------------|------------|-----------|------------|-----------|-----------|-----------|----------|----------|----|----|
| | | | | | LOST | INT | | YDS | TD | | | |
| Mosley, C.J. | 105 | 70 | 35 | 0.5 | 0.5 | 1 | 0 | 5 | 0 | 0 | | |
| Jefferson, Tony | 74 | 53 | 21 | 1 | 7 | 1 | 15 | 6 | 1 | 1 | | |
| Weddle, Eric | 68 | 54 | 14 | 1 | 9 | 0 | 0 | 3 | 0 | 0 | | |
| Onwuasor, Patrick | 54 | 35 | 19 | 5.5 | 43.5 | 1 | 33 | 3 | 2 | 0 | | |
| Young, Kenny | 47 | 37 | 10 | 2.5 | 5.5 | 0 | 0 | 1 | 1 | 0 | | |
| Carr, Brandon | 45 | 39 | 6 | 0 | 0 | 2 | 26 | 11 | 0 | 0 | | |
| Smith, Za'Darius | 45 | 26 | 19 | 8.5 | 61 | 0 | 0 | 2 | 1 | 0 | | |
| Smith, Jimmy | 45 | 34 | 11 | 0 | 0 | 2 | 4 | 9 | 0 | 0 | | |
| Judon, Matthew | 44 | 29 | 15 | 7 | 41 | 0 | 0 | 3 | 1 | 0 | | |
| Humphrey, Marlon | 37 | 31 | 6 | 0 | 0 | 2 | 0 | 15 | 1 | 0 | | |
| Young, Tavon | 36 | 34 | 2 | 2 | 7 | 1 | 0 | 5 | 0 | 2^! | | |
| Suggs, Terrell | 34 | 25 | 9 | 7 | 51 | 0 | 0 | 6 | 1 | 1* | | |
| Williams, Brandon | 34 | 21 | 13 | 1 | 8 | 0 | 0 | 1 | 0 | 0 | | |
| Pierce, Michael | 32 | 20 | 12 | 0 | 0 | 0 | 0 | 1 | 0 | 1 | | |
| Urban, Brent | 27 | 17 | 10 | 0.5 | 3.5 | 0 | 0 | 2 | 0 | 0 | | |
| Levine Sr., Anthony | 21 | 18 | 3 | 1 | 2 | 1 | 16 | 8 | 0 | 0 | | |
| Wormley, Chris | 16 | 13 | 3 | 1 | 6 | 0 | 0 | 5 | 0 | 0 | | |
| Clark, Chuck | 13 | 10 | 3 | 0 | 0 | 1 | 5 | 1 | 0 | 0 | | |
| Williams, Tim | 8 | 5 | 3 | 2 | 21 | 0 | 0 | 0 | 0 | 0 | | |
| Bowser, Tyus | 5 | 2 | 3 | 0.5 | 2 | 0 | 0 | 0 | 0 | 0 | | |
| Ricard, Patrick | 4 | 2 | 2 | 0 | 0 | 0 | 0 | 0 | 0 | 0 | | |
| Averett, Anthony | 3 | 3 | 0 | 0 | 0 | 0 | 0 | 2 | 0 | 0 | | |
| Henry, Willie | 3 | 2 | 1 | 1 | 11 | 0 | 0 | 0 | 0 | 0 | | |
| Canady, Maurice | 2 | 2 | 0 | 0 | 0 | 0 | 0 | 0 | 0 | 0 | | |
| Jones, Cyrus | 1 | 0 | 1 | 0 | 0 | 0 | 0 | 0 | 0 | 0 | | |
| McClellan, Albert | 1 | 1 | 0 | 0 | 0 | 0 | 0 | 0 | 0 | 0 | | |
| Sieler, Zach | 1 | 1 | 0 | 0 | 0 | 0 | 0 | 0 | 0 | 0 | | |
| Team | 0 | 0 | 0 | 1 | 12 | 0 | 0 | 0 | 0 | 0 | | |
| Totals | 805 | 584 | 221 | 43 | 291 | 12 | 99 | 89 | 8 | 5 | | |

SPECIAL TEAMS STATISTICS

| PLAYER | TT | SOLO | AS | FF | FR | BK |
|---------------------|-----------|-----------|-----------|----------|----------|----------|
| Board, Chris | 12 | 8 | 4 | 0 | 0 | 0 |
| Clark, Chuck | 8 | 6 | 2 | 0 | 0 | 0 |
| Levine Sr., Anthony | 7 | 5 | 2 | 0 | 0 | 0 |
| Bowser, Tyus | 6 | 4 | 2 | 0 | 0 | 0 |
| Jones, Cyrus | 6 | 5 | 1 | 0 | 0 | 0 |
| Onwuasor, Patrick | 5 | 2 | 3 | 0 | 0 | 0 |
| Allen, Javorius | 4 | 3 | 1 | 0 | 0 | 0 |
| Moore, Chris | 4 | 3 | 1 | 0 | 0 | 0 |
| Young, Kenny | 4 | 3 | 1 | 0 | 1 | 0 |
| Canady, Maurice | 3 | 3 | 0 | 0 | 0 | 0 |
| Turner, De'Lance | 3 | 2 | 1 | 0 | 0 | 0 |
| Williams, Maxx | 3 | 3 | 0 | 0 | 0 | 0 |
| Averett, Anthony | 2 | 2 | 0 | 0 | 0 | 0 |
| McClellan, Albert | 2 | 2 | 0 | 0 | 0 | 0 |
| Williams, Tim | 2 | 1 | 1 | 0 | 0 | 0 |
| Boyle, Nick | 1 | 1 | 0 | 0 | 0 | 0 |
| Cox, Morgan | 1 | 1 | 0 | 0 | 0 | 0 |
| Koch, Sam | 1 | 1 | 0 | 0 | 0 | 0 |
| Montgomery, Ty | 1 | 0 | 1 | 0 | 0 | 0 |
| Young, Tavon | 1 | 1 | 0 | 0 | 1 | 0 |
| Totals | 76 | 56 | 20 | 0 | 2 | 0 |

Defense and special teams statistics reflect press box stats.

*Returned 43 yards for a TD vs. Oak. (11/25)

^Returned 12 yards for a TD at Atl. (12/2)

!Returned 62 yards for a TD at LAC (12/22)

RAVENS COACHES

John Harbaugh, Head Coach; **Jerry Rosburg**, Special Teams Coordinator/Associate Head Coach; **Don Martindale**, Defensive Coordinator; **Marty Mornhinweg**, Offensive Coordinator; **Greg Roman**, Assistant Head Coach/Tight Ends; **Richard Angulo**, Assistant Offensive Line; **Juney Barnett**, Assistant Strength & Conditioning; **Andy Bischoff**, Offensive Assistant/TE; **Randy Brown**, Specialists; **Joe Cullen**, Defensive Line; **Joe D'Alessandris**, Offensive Line; **Bobby Engram**, Wide Receivers; **Thomas Hammock**, Running Backs; **Chris Hewitt**, Secondary; **Chris Horton**, Assistant Special Teams; **Sterling Lucas**, Quality Control-Defense; **Mike Macdonald**, Linebackers; **Steve Saunders**, Head Strength & Conditioning; **James Urban**, Quarterbacks; **Craig Ver Steeg**, Senior Offensive Assistant; **Matt Weiss**, Football Strategy Coordinator/WRs; **Drew Wilkins**, Asst. Defensive Line/OLBs

2018 USUAL STARTING LINEUPS

| WR | LT | LG | C | RG | RT | TE | QB | RB | OTHER | | |
|----------------------|------------|-------------------|-------------------|-----------|--------------|----------|-------------|----------------------|--------------|------------------|---------------|
| Offense: M. Crabtree | R. Stanley | A. Lewis/J. Hurst | M. Skura | M. Yanda | O. Brown Jr. | N. Boyle | J. Brown | J. Flacco/L. Jackson | A. Collins | W. Snead IV (WR) | |
| DT | DE | DT | SAM | MIKE | WILL | RUSH | RCB | LCB | SS | FS | OTHER |
| Defense: B. Williams | B. Urban | C. Wormley | Z. Smith/M. Judon | C. Mosley | P. Onwuasor | T. Suggs | M. Humphrey | B. Carr | T. Jefferson | E. Weddle | T. Young (CB) |

RAVENS HONOR ROLL

AP All-Pro:

K Justin Tucker (1st Team)
LB C.J. Mosley (2nd Team), RG Marshal Yanda (2nd Team)

PFWA Awards:

LB C.J. Mosley (All-AFC), K Justin Tucker (All-NFL, All-AFC),
RG Marshal Yanda (All-AFC)

Pro Bowl:

LB C.J. Mosley, DT Brandon Williams, S Eric Weddle,
RG Marshal Yanda

AFC Players of the Week:

CB/RS Cyrus Jones (Week 12) - Special Teams
ILB Patrick Onwuasor (Week 16) - Defense
OLB Za'Darius Smith (Week 6) - Defense
K Justin Tucker (Week 3 & Week 17) - Special Teams

AFC Player of the Month:

K Justin Tucker (September & November) - Special Teams

NFL Rookie of the Month: QB Lamar Jackson (December)

Ravens Walter Payton Man of the Year: CB Brandon Carr

Team MVP (Baltimore Media): CB Marlon Humphrey

Media Good Guy (Baltimore Media): CB Brandon Carr

Ed Block Courage Award: RG Marshal Yanda

Ravens Roost Unsung Hero: DT Michael Pierce

Ravens Roost Extra Effort: LS Morgan Cox

SEASON TRENDS

| Record | Record | Record | |
|-----------------------------|--------|--|------|
| Record | 10-6 | Positive or Even Turnover Ratio | 6-3 |
| vs. AFC North | 3-3 | Negative Turnover Ratio | 4-3 |
| vs. AFC | 8-4 | Winning Penalty Ratio | 4-4 |
| vs. NFC | 2-2 | Losing Penalty Ratio | 6-2 |
| Home | 6-2 | Overtime | 0-2 |
| Away | 4-4 | With a 100-Yard Rusher | 4-0 |
| On Grass | 9-5 | Without a 100-Yard Rusher | 6-6 |
| Artificial Turf | 1-1 | With a 100-Yard Receiver | 1-1 |
| Outdoors | 10-6 | Without a 100-Yard Receiver | 9-5 |
| Indoors | 0-0 | With a 300-Yard Passer | 1-1 |
| Leading at Halftime | 9-1 | Without a 300-Yard Passer | 9-5 |
| Trailing at Halftime | 0-5 | When Allowing a 100-Yard Rusher | 0-1 |
| Tied at Halftime | 1-0 | When Not Allowing a 100-Yard Rusher | 10-5 |
| Tied After 3 Quarters | 1-1 | When Allowing a 100-Yard Receiver | 2-1 |
| Leading After 3 Quarters | 9-1 | When Not Allowing a 100-Yard Receiver | 8-5 |
| Trailing After 3 Quarters | 0-4 | When Allowing a 300-Yard Passer | 1-2 |
| Decided by 7 Points or Less | 2-4 | When Not Allowing a 300-Yard Passer | 9-4 |
| Decided by 3 Points or Less | 2-2 | When Recording 3 or More Sacks | 6-2 |
| When Scoring First | 6-4 | When Holding an Opponent Under 250 Net Yards | 6-0 |
| When Not Scoring First | 4-2 | When Holding an Opponent Under 21 Points | 8-1 |
| | | When Holding an Opponent Under 15 Points | 6-1 |

2018 POSTSEASON STATISTICS

RESULTS AND ATTENDANCE

WON 0, LOST 1
01/06 L 17-23 L.A. Chargers 70,432

TEAM STATISTICS

| | RAVENS | OPPONENT |
|--------------------------|---------------|---------------|
| TOTAL FIRST DOWNS | 11 | 14 |
| Rushing | 4 | 3 |
| Passing | 7 | 8 |
| Penalty | 0 | 3 |
| 3rd Down: Made/Att | 5/15 | 6/17 |
| 3rd Down Pct. | 33.3 | 35.3 |
| 4th Down: Made/Att | 2/2 | 1/1 |
| 4th Down Pct. | 100.0 | 100.0 |
| POSSESSION AVG. | 26:20 | 33:40 |
| TOTAL NET YARDS | 229 | 243 |
| Avg. Per Game | 229.0 | 243.0 |
| Total Plays | 59 | 66 |
| Avg. Per Play | 3.9 | 3.7 |
| NET YARDS RUSHING | 90 | 89 |
| Avg. Per Game | 90.0 | 89.0 |
| Total Rushes | 23 | 33 |
| NET YARDS PASSING | 139 | 154 |
| Avg. Per Game | 139.0 | 154.0 |
| Sacked/Yards Lost | 7/55 | 1/6 |
| Gross Yards | 194 | 160 |
| Att./Completions | 29/14 | 32/22 |
| Completion Pct. | 48.3 | 68.8 |
| Had Intercepted | 1 | 0 |
| PUNTS/AVERAGE | 6/44.7 | 5/35.4 |
| NET PUNTING AVG. | 6/37.0 | 5/31.4 |
| PENALTIES/YARDS | 7/41 | 5/35 |
| FUMBLES/BALL LOST | 4/2 | 1/1 |
| TOUCHDOWNS | 2 | 1 |
| Rushing | 0 | 1 |
| Passing | 2 | 0 |
| Returns | 0 | 0 |

SCORE BY PERIODS

| | 1 | 2 | 3 | 4 | OT | PTS |
|------------------|----------|----------|----------|-----------|----------|-----------|
| RAVENS | 0 | 0 | 3 | 14 | 0 | 17 |
| Opponents | 6 | 6 | 0 | 11 | 0 | 23 |

SCORING

| | TD | RU | PA | RT | K/PAT | FG | S | PTS |
|------------------|----------|----------|----------|----------|------------|------------|----------|-----------|
| Crabtree | 2 | 0 | 2 | 0 | | | 0 | 12 |
| Tucker | 0 | 0 | 0 | 0 | 2/2 | 1/2 | 0 | 5 |
| RAVENS | 2 | 0 | 2 | 0 | 2/2 | 1/2 | 0 | 17 |
| Opponents | 1 | 1 | 0 | 0 | 0/0 | 5/6 | 0 | 23 |

2-PT. CONVERSIONS: RAVENS 0-0, Opponents 1-1

SACKS: Onwuasor 1, RAVENS 1, Opponents 7

FUM/LOST: L. Jackson 3/1, Dixon 1/1

PASSING

| | ATT | COMP | YARDS | COMP% | YDS/ATT | TD | TD% | INT | INT% | LG | SACK/LOST | RATING |
|------------------|-----------|-----------|------------|-------------|-------------|----------|------------|----------|------------|-----------|-------------|-------------|
| L. Jackson | 29 | 14 | 194 | 48.3 | 6.69 | 2 | 6.9 | 1 | 3.4 | 39 | 7/55 | 78.8 |
| RAVENS | 29 | 14 | 194 | 48.3 | 6.69 | 2 | 6.9 | 1 | 3.4 | 39 | 7/55 | 78.8 |
| Opponents | 32 | 22 | 160 | 68.8 | 5.00 | 0 | 0.0 | 0 | 0.0 | 28 | 1/6 | 80.2 |

RUSHING

| | NO | YDS | AVG | LG | TD |
|------------------|-----------|-----------|------------|-----------|----------|
| L. Jackson | 9 | 54 | 6.0 | 17 | 0 |
| Edwards | 8 | 23 | 2.9 | 5 | 0 |
| Dixon | 6 | 13 | 2.2 | 4 | 0 |
| RAVENS | 23 | 90 | 3.9 | 17 | 0 |
| Opponents | 33 | 89 | 2.7 | 14 | 1 |

RECEIVING

| | NO | YDS | AVG | LG | TD |
|------------------|-----------|------------|-------------|-----------|----------|
| Dixon | 3 | 53 | 17.7 | 39 | 0 |
| Snead | 3 | 50 | 16.7 | 29 | 0 |
| Andrews | 3 | 31 | 10.3 | 13 | 0 |
| Crabtree | 2 | 38 | 19.0 | 31t | 2 |
| J. Brown | 2 | 14 | 7.0 | 9 | 0 |
| M. Williams | 1 | 8 | 8.0 | 8 | 0 |
| RAVENS | 14 | 194 | 13.9 | 39 | 2 |
| Opponents | 22 | 160 | 7.3 | 28 | 0 |

INTERCEPTIONS

| | NO | YDS | AVG | LG | TD |
|------------------|----------|----------|------------|------------|----------|
| RAVENS | 0 | 0 | --- | --- | 0 |
| Opponents | 1 | 0 | 0.0 | 0 | 0 |

PUNTING

| | NO | YDS | AVG | NET | TB | IN | LG | BLK |
|------------------|----------|------------|-------------|-------------|----------|----------|-----------|----------|
| Koch | 6 | 268 | 44.7 | 37.0 | 0 | 1 | 59 | 0 |
| RAVENS | 6 | 268 | 44.7 | 37.0 | 0 | 1 | 59 | 0 |
| Opponents | 5 | 177 | 35.4 | 31.4 | 1 | 0 | 45 | 0 |

PUNT RETURNS

| | RET | FC | YDS | AVG | LG | TD |
|------------------|----------|----------|-----------|-------------|-----------|----------|
| Opponents | 4 | 1 | 46 | 11.5 | 33 | 0 |

KICKOFF RETURNS

| | NO | YDS | AVG | LG | TD |
|------------------|----------|------------|-------------|-----------|----------|
| Montgomery | 6 | 106 | 17.7 | 24 | 0 |
| RAVENS | 6 | 106 | 17.7 | 24 | 0 |
| Opponents | 2 | 78 | 39.0 | 72 | 0 |

FIELD GOALS

| | 1-19 | 20-29 | 30-39 | 40-49 | 50+ |
|------------------|------------|------------|------------|------------|------------|
| Tucker | 0/0 | 0/0 | 1/1 | 0/0 | 0/1 |
| RAVENS | 0/0 | 0/0 | 1/1 | 0/0 | 0/1 |
| Opponents | 0/0 | 1/1 | 1/1 | 2/3 | 1/1 |

Tucker: (33G,50N)

RAVENS: (33G,50N)

Opponents: (21G,53G,40G,34G,41B,47G)

DEFENSIVE STATISTICS

| PLAYER | TT | SOLO | AS | SACKS | YDS LOST | INT | RET. YDS | PD | FF | FR |
|-------------------|-----------|-----------|-----------|----------|----------|----------|----------|----------|----------|----------|
| Mosley, C.J. | 12 | 6 | 6 | 0 | 0 | 0 | 0 | 0 | 0 | 1 |
| Jefferson, Tony | 8 | 5 | 3 | 0 | 0 | 0 | 0 | 0 | 0 | 0 |
| Onwuasor, Patrick | 7 | 6 | 1 | 1 | 6 | 0 | 0 | 0 | 1 | 0 |
| Smith, Jimmy | 7 | 7 | 0 | 0 | 0 | 0 | 0 | 1 | 0 | 0 |
| Weddle, Eric | 7 | 7 | 0 | 0 | 0 | 0 | 0 | 0 | 0 | 0 |
| Carr, Brandon | 5 | 4 | 1 | 0 | 0 | 0 | 0 | 0 | 0 | 0 |
| Judon, Matthew | 4 | 3 | 1 | 0 | 0 | 0 | 0 | 0 | 0 | 0 |
| Pierce, Michael | 2 | 1 | 1 | 0 | 0 | 0 | 0 | 0 | 0 | 0 |
| Urban, Brent | 2 | 1 | 1 | 0 | 0 | 0 | 0 | 0 | 0 | 0 |
| Williams, Brandon | 2 | 1 | 1 | 0 | 0 | 0 | 0 | 0 | 0 | 0 |
| Wormley, Chris | 2 | 2 | 0 | 0 | 0 | 0 | 0 | 0 | 0 | 0 |
| Young, Kenny | 2 | 2 | 0 | 0 | 0 | 0 | 0 | 0 | 0 | 0 |
| Board, Chris | 1 | 1 | 0 | 0 | 0 | 0 | 0 | 0 | 0 | 0 |
| Humphrey, Marlon | 1 | 1 | 0 | 0 | 0 | 0 | 0 | 0 | 0 | 0 |
| Smith, Za'Darius | 1 | 1 | 0 | 0 | 0 | 0 | 0 | 0 | 0 | 0 |
| Suggs, Terrell | 1 | 1 | 0 | 0 | 0 | 0 | 0 | 0 | 0 | 0 |
| Totals | 64 | 49 | 15 | 1 | 6 | 0 | 0 | 1 | 1 | 1 |

SPECIAL TEAMS STATISTICS

| PLAYER | TT | SOLO | AS | FF | FR | BK |
|---------------------|----------|----------|----------|----------|----------|----------|
| Moore, Chris | 2 | 2 | 0 | 0 | 0 | 0 |
| Averett, Anthony | 1 | 1 | 0 | 0 | 0 | 0 |
| Canady, Maurice | 1 | 1 | 0 | 0 | 0 | 0 |
| Levine Sr., Anthony | 1 | 0 | 1 | 0 | 0 | 0 |
| Koch, Sam | 1 | 0 | 1 | 0 | 0 | 0 |
| Smith, Za'Darius | 0 | 0 | 0 | 0 | 0 | 1 |
| Totals | 6 | 4 | 2 | 0 | 0 | 1 |

Defensive and special teams statistics reflect press box stats.

2018 PRESEASON STATISTICS

RESULTS AND ATTENDANCE

WON 5, LOST 0

| | | | | |
|-------|---|-------|-----------------|--------|
| 08/02 | W | 17-16 | Chicago | 19,876 |
| 08/09 | W | 33-7 | L.A. Rams | 70,144 |
| 08/20 | W | 20-19 | at Indianapolis | 60,576 |
| 08/25 | W | 27-10 | at Miami | 60,071 |
| 08/30 | W | 30-20 | Washington | 70,028 |

TEAM STATISTICS

TOTAL FIRST DOWNS

| | RAVENS | OPPONENT |
|--------------------|--------|----------|
| Rushing | 45 | 22 |
| Passing | 43 | 48 |
| Penalty | 12 | 11 |
| 3rd Down: Made/Att | 17/67 | 24/76 |
| 3rd Down Pct. | 25.4 | 31.6 |
| 4th Down: Made/Att | 4/4 | 3/11 |
| 4th Down Pct. | 100.0 | 27.3 |

POSSESSION AVG.

| | RAVENS | OPPONENT |
|-----------------|--------|----------|
| TOTAL NET YARDS | 1612 | 1325 |
| Avg. Per Game | 322.4 | 265.0 |
| Total Plays | 333 | 316 |
| Avg. Per Play | 4.8 | 4.2 |

NET YARDS RUSHING

| | RAVENS | OPPONENT |
|---------------|--------|----------|
| Avg. Per Game | 159.0 | 89.8 |
| Total Rushes | 171 | 106 |

NET YARDS PASSING

| | RAVENS | OPPONENT |
|-------------------|--------|----------|
| Avg. Per Game | 163.4 | 175.2 |
| Sacked/Yards Lost | 18/98 | 21/168 |
| Gross Yards | 915 | 1044 |
| Att./Completions | 144/85 | 189/104 |
| Completion Pct. | 59.0 | 55.0 |
| Had Intercepted | 3 | 9 |

PUNTS/AVERAGE

| | RAVENS | OPPONENT |
|------------------|---------|----------|
| NET PUNTING AVG. | 27/39.7 | 28/47.0 |

PENALTIES/YARDS

| | RAVENS | OPPONENT |
|-------------------|--------|----------|
| FUMBLES/BALL LOST | 33/267 | 47/365 |

TOUCHDOWNS

| | RAVENS | OPPONENT |
|---------|--------|----------|
| Rushing | 4 | 0 |
| Passing | 8 | 8 |
| Returns | 1 | 1 |

SCORE BY PERIODS

| | 1 | 2 | 3 | 4 | OT | PTS |
|-----------|----|----|----|----|----|-----|
| RAVENS | 34 | 25 | 45 | 23 | 0 | 127 |
| Opponents | 10 | 24 | 7 | 31 | 0 | 72 |

SCORING

| | TD | RU | PA | RT | K/PAT | FG | S | PTS |
|-------------|----|----|----|----|-------|-------|---|-----|
| Vedvik | 0 | 0 | 0 | 0 | 9/9 | 8/9 | 0 | 33 |
| L. Jackson | 3 | 3 | 0 | 0 | 0 | 0 | 0 | 18 |
| Tucker | 0 | 0 | 0 | 0 | 4/4 | 4/8 | 0 | 16 |
| J. Brown | 1 | 0 | 1 | 0 | 0 | 0 | 0 | 6 |
| H. Hurst | 1 | 0 | 1 | 0 | 0 | 0 | 0 | 6 |
| Mayle | 1 | 0 | 1 | 0 | 0 | 0 | 0 | 6 |
| C. Moore | 1 | 0 | 1 | 0 | 0 | 0 | 0 | 6 |
| Nacua | 1 | 0 | 0 | 1 | 0 | 0 | 0 | 6 |
| Perriman | 1 | 0 | 1 | 0 | 0 | 0 | 0 | 6 |
| Posey | 1 | 0 | 1 | 0 | 0 | 0 | 0 | 6 |
| Ricard | 1 | 0 | 1 | 0 | 0 | 0 | 0 | 6 |
| Turner | 1 | 1 | 0 | 0 | 0 | 0 | 0 | 6 |
| M. Williams | 1 | 0 | 1 | 0 | 0 | 0 | 0 | 6 |
| RAVENS | 13 | 4 | 8 | 1 | 13/13 | 12/17 | 0 | 127 |
| Opponents | 9 | 0 | 8 | 1 | 6/6 | 4/5 | 0 | 72 |

2-PT. CONVERSIONS: RAVENS 0-0, Opponents 0-3

SACKS: Correa 3.5, T. Williams 2.5, Kaufusi 2, Suggs 2, Wormley 2, Bowser 1, My. Humphrey 1, B. Jackson 1, Judon 1, Onwuasor 1, Sieler 1, Z. Smith 1, K. Young 1, (group) 1, **RAVENS 21, Opponents 18**

FUM/LOST: Flacco 1/0, Grant 1/1, M. Thompson 1/0, White 1/1

RUSHING

| | NO | YDS | AVG | LG | TD |
|------------------|------------|------------|------------|------------|----------|
| Edwards | 53 | 174 | 3.3 | 25 | 0 |
| Turner | 22 | 159 | 7.2 | 65t | 1 |
| M. Thompson | 31 | 146 | 4.7 | 32 | 0 |
| L. Jackson | 23 | 136 | 5.9 | 19t | 3 |
| Griffin III | 11 | 52 | 4.7 | 21 | 0 |
| Dixon | 16 | 46 | 2.9 | 12 | 0 |
| Collins | 3 | 33 | 11.0 | 23 | 0 |
| Allen | 4 | 22 | 5.5 | 11 | 0 |
| Woodrum | 4 | 13 | 3.3 | 17 | 0 |
| C. Moore | 2 | 11 | 5.5 | 7 | 0 |
| Flacco | 2 | 3 | 1.5 | 3 | 0 |
| RAVENS | 171 | 795 | 4.6 | 65t | 4 |
| Opponents | 106 | 449 | 4.2 | 40 | 0 |

RECEIVING

| | NO | YDS | AVG | LG | TD |
|------------------|------------|-------------|-------------|-----------|----------|
| Perriman | 11 | 136 | 12.4 | 32t | 1 |
| M. Thompson | 10 | 76 | 7.6 | 29 | 0 |
| Grant | 6 | 61 | 10.2 | 26 | 0 |
| Lasley | 6 | 58 | 9.7 | 14 | 0 |
| Dixon | 6 | 42 | 7.0 | 16 | 0 |
| White | 5 | 90 | 18.0 | 33 | 0 |
| Andrews | 5 | 68 | 13.6 | 45 | 0 |
| Posey | 5 | 56 | 11.2 | 21t | 1 |
| H. Hurst | 5 | 41 | 8.2 | 15 | 1 |
| Mayle | 4 | 26 | 6.5 | 14t | 1 |
| Allen | 4 | 22 | 5.5 | 9 | 0 |
| Edwards | 3 | 34 | 11.3 | 23 | 0 |
| Crabtree | 2 | 59 | 29.5 | 30 | 0 |
| C. Moore | 2 | 43 | 21.5 | 36 | 1 |
| J. Brown | 2 | 24 | 12.0 | 17 | 1 |
| Boyle | 2 | 21 | 10.5 | 12 | 0 |
| M. Williams | 2 | 14 | 7.0 | 9 | 1 |
| Waller | 1 | 13 | 13.0 | 13 | 0 |
| Scott | 1 | 9 | 9.0 | 9 | 0 |
| Snead | 1 | 8 | 8.0 | 8 | 0 |
| Turner | 1 | 8 | 8.0 | 8 | 0 |
| Ricard | 1 | 6 | 6.0 | 6t | 1 |
| RAVENS | 85 | 915 | 10.8 | 45 | 8 |
| Opponents | 104 | 1044 | 10.0 | 39 | 8 |

INTERCEPTIONS

| | NO | YDS | AVG | LG | TD |
|------------------|----------|------------|-------------|-----------|----------|
| Clark | 2 | 40 | 20.0 | 25 | 0 |
| Jean-Baptiste | 2 | 0 | 0.0 | 0 | 0 |
| Daniel | 1 | 24 | 24.0 | 24 | 0 |
| Nacua | 1 | 23 | 23.0 | 23t | 1 |
| Correa TM | 1 | 19 | 19.0 | 19 | 0 |
| Canady | 1 | 9 | 9.0 | 9 | 0 |
| Levine | 1 | 1 | 1.0 | 1 | 0 |
| RAVENS | 9 | 116 | 12.9 | 25 | 1 |
| Opponents | 3 | 25 | 8.3 | 21 | 0 |

PUNTING

| | NO | YDS | AVG | NET | TB | IN | LG | BLK |
|------------------|-----------|-------------|-------------|-------------|----------|----------|-----------|----------|
| Vedvik | 19 | 889 | 46.8 | 38.0 | 0 | 7 | 63 | 1 |
| Koch | 7 | 361 | 51.6 | 44.4 | 0 | 1 | 66 | 0 |
| RAVENS | 27 | 1250 | 46.3 | 39.7 | 0 | 8 | 66 | 1 |
| Opponents | 28 | 1317 | 47.0 | 41.6 | 2 | 6 | 61 | 0 |

PUNT RETURNS

| | RET | FC | YDS | AVG | LG | TD |
|------------------|-----------|----------|------------|-------------|-----------|----------|
| Grant | 10 | 5 | 72 | 7.2 | 18 | 0 |
| White | 5 | 0 | 39 | 7.8 | 13 | 0 |
| RAVENS | 15 | 5 | 111 | 7.4 | 18 | 0 |
| Opponents | 16 | 5 | 179 | 11.2 | 29 | 0 |

KICKOFF RETURNS

| | NO | YDS | AVG | LG | TD |
|------------------|-----------|------------|-------------|-----------|----------|
| Grant | 8 | 189 | 23.6 | 32 | 0 |
| White | 4 | 83 | 20.8 | 27 | 0 |
| RAVENS | 12 | 272 | 22.7 | 32 | 0 |
| Opponents | 18 | 411 | 22.8 | 30 | 0 |

FIELD GOALS

| | 1-19 | 20-29 | 30-39 | 40-49 | 50+ |
|------------------|------------|------------|------------|------------|------------|
| Vedvik | 0/0 | 2/2 | 2/2 | 3/3 | 1/2 |
| Tucker | 0/0 | 2/2 | 1/1 | 1/1 | 0/4 |
| RAVENS | 0/0 | 4/4 | 3/3 | 4/4 | 1/6 |
| Opponents | 0/0 | 1/1 | 1/2 | 1/1 | 1/1 |

Vedvik: (31G)(44G,53N,41G)(48G)(24G)(35G,56G, 21G)

Tucker: (1)(29G,60N,43G)(59N,38G)(51N,51B,22G)(1)

RAVENS: (31G)(29G,60N,43G,44G,53N,41G)(59N,38G,48G) (51N,51B,22G,24G) (35G,56G,21G)

Opponents: (22G)(1)(57G,43G)(33G)(37N)

PASSING

| | ATT | COMP | YARDS | COMP% | YDS/ATT | TD | TD% | INT | INT% | LG | SACK/LOST | RATING |
|------------------|------------|------------|-------------|-------------|-------------|----------|------------|----------|------------|-----------|---------------|-------------|
| L. Jackson | 68 | 34 | 408 | 50.0 | 6.00 | 3 | 4.4 | 1 | 1.5 | 45 | 8/37 | 77.3 |
| Griffin III | 41 | 27 | 243 | 65.9 | 5.93 | 2 | 4.9 | 1 | 2.4 | 32t | 7/39 | 87.8 |
| Woodrum | 19 | 12 | 121 | 63.2 | 6.37 | 1 | 5.3 | 1 | 5.3 | 30 | 2/13 | 76.9 |
| Flacco | 16 | 12 | 143 | 75.0 | 8.94 | 2 | 12.5 | 0 | 0.0 | 30 | 1/9 | 141.4 |
| RAVENS | 144 | 85 | 915 | 59.0 | 6.35 | 8 | 5.6 | 3 | 2.1 | 45 | 18/98 | 87.6 |
| Opponents | 189 | 104 | 1044 | 55.0 | 5.52 | 8 | 4.2 | 9 | 4.8 | 39 | 21/168 | 65.2 |

2018 PRESEASON STATISTICS

DEFENSIVE STATISTICS

| PLAYER | TT | SOLO | AS | SACKS | YDS LOST | INT | RET. YDS | PD | FF | FR |
|------------------------|------------|------------|-----------|-----------|------------|----------|------------|-----------|----------|----------|
| Board, Chris | 26 | 17 | 9 | 0 | 0 | 0 | 0 | 0 | 0 | 0 |
| Young, Kenny | 21 | 14 | 7 | 1 | 9 | 0 | 0 | 0 | 0 | 0 |
| Nacua, Kai | 16 | 11 | 5 | 0 | 0 | 1 | 23 | 1 | 0 | 0 |
| Ricard, Patrick | 15 | 7 | 8 | 0 | 0 | 0 | 0 | 0 | 1 | 2 |
| Williams, Tim | 13 | 8 | 5 | 2.5 | 26.5 | 0 | 0 | 1 | 1 | 0 |
| Clark, Chuck | 12 | 9 | 3 | 0 | 0 | 2 | 40 | 2 | 0 | 0 |
| Kaufusi, Bronson | 12 | 10 | 2 | 2 | 13 | 0 | 0 | 1 | 0 | 1 |
| Williams, Darius | 12 | 8 | 4 | 0 | 0 | 0 | 0 | 5 | 0 | 0 |
| Humphrey, Myles | 11 | 4 | 7 | 1 | 10 | 0 | 0 | 0 | 0 | 0 |
| Jean-Baptiste, Stanley | 11 | 9 | 2 | 0 | 0 | 2 | 0 | 2 | 0 | 0 |
| Sieler, Zach | 9 | 4 | 5 | 1 | 12 | 0 | 0 | 0 | 0 | 0 |
| Correa, Kamalei | 8 | 6 | 2 | 3.5 | 20.5 | 1 | 19 | 2 | 1 | 0 |
| Onwuasor, Patrick | 8 | 7 | 1 | 1 | 7 | 0 | 0 | 0 | 0 | 0 |
| Elliott, DeShon | 7 | 6 | 1 | 0 | 0 | 0 | 0 | 0 | 1 | 1 |
| Averett, Anthony | 6 | 5 | 1 | 0 | 0 | 0 | 0 | 5 | 0 | 0 |
| Judon, Matthew | 6 | 5 | 1 | 1 | 7 | 0 | 0 | 0 | 0 | 0 |
| McClellan, Albert | 6 | 4 | 2 | 0 | 0 | 0 | 0 | 0 | 0 | 0 |
| Jackson, Bennett | 5 | 5 | 0 | 1 | 8 | 0 | 0 | 0 | 0 | 0 |
| Jones, Alvin | 5 | 3 | 2 | 0 | 0 | 0 | 0 | 0 | 0 | 0 |
| Porter, Jackson | 5 | 5 | 0 | 0 | 0 | 0 | 0 | 1 | 0 | 0 |
| Wormley, Chris | 5 | 4 | 1 | 2 | 15 | 0 | 0 | 2 | 0 | 0 |
| Jefferson, Tony | 4 | 3 | 1 | 0 | 0 | 0 | 0 | 0 | 0 | 0 |
| Levine Sr., Anthony | 4 | 3 | 1 | 0 | 0 | 1 | 1 | 1 | 0 | 0 |
| Mosley, C.J. | 4 | 2 | 2 | 0 | 0 | 0 | 0 | 1 | 0 | 0 |
| Pierce, Michael | 4 | 4 | 0 | 0 | 0 | 0 | 0 | 0 | 1 | 0 |
| Smith, Za'Darius | 4 | 3 | 1 | 1 | 10 | 0 | 0 | 0 | 0 | 0 |
| Suggs, Terrell | 4 | 3 | 1 | 2 | 15 | 0 | 0 | 0 | 1 | 0 |
| Bowser, Tyus | 3 | 2 | 1 | 1 | 8 | 0 | 0 | 0 | 0 | 0 |
| Davis, Carl | 3 | 2 | 1 | 0 | 0 | 0 | 0 | 0 | 0 | 0 |
| Henry, Willie | 3 | 3 | 0 | 0 | 0 | 0 | 0 | 0 | 0 | 0 |
| Humphrey, Marlon | 3 | 3 | 0 | 0 | 0 | 0 | 0 | 1 | 0 | 0 |
| Urban, Brent | 3 | 2 | 1 | 0 | 0 | 0 | 0 | 1 | 0 | 0 |
| Daniel, Robertson | 2 | 2 | 0 | 0 | 0 | 1 | 24 | 1 | 0 | 0 |
| Smith, Jimmy | 2 | 2 | 0 | 0 | 0 | 0 | 0 | 0 | 0 | 0 |
| Williams, Brandon | 2 | 1 | 1 | 0 | 0 | 0 | 0 | 0 | 0 | 0 |
| Young, Tavon | 2 | 2 | 0 | 0 | 0 | 0 | 0 | 2 | 0 | 0 |
| Canady, Maurice | 1 | 1 | 0 | 0 | 0 | 1 | 9 | 1 | 0 | 0 |
| Carr, Brandon | 1 | 1 | 0 | 0 | 0 | 0 | 0 | 0 | 0 | 0 |
| Ezeala, Christopher | 1 | 1 | 0 | 0 | 0 | 0 | 0 | 0 | 0 | 0 |
| LaCouture, Christian | 1 | 1 | 0 | 0 | 0 | 0 | 0 | 0 | 0 | 0 |
| Team | 1 | 1 | 0 | 1 | 7 | 0 | 0 | 0 | 0 | 0 |
| Totals | 271 | 193 | 78 | 21 | 168 | 9 | 116 | 30 | 6 | 4 |

SPECIAL TEAMS STATISTICS

| PLAYER | TT | SOLO | AS | FF | FR | BK |
|------------------------|-----------|-----------|----------|----------|----------|----------|
| Elliott, DeShon | 5 | 4 | 1 | 0 | 0 | 0 |
| Jones, Alvin | 5 | 3 | 2 | 0 | 0 | 0 |
| Board, Chris | 4 | 3 | 1 | 0 | 1 | 0 |
| Averett, Anthony | 2 | 1 | 1 | 0 | 0 | 0 |
| Onwuasor, Patrick | 2 | 2 | 0 | 0 | 0 | 0 |
| Porter, Jackson | 2 | 2 | 0 | 0 | 0 | 0 |
| Williams, Darius | 2 | 2 | 0 | 0 | 0 | 0 |
| Young, Kenny | 2 | 2 | 0 | 0 | 0 | 0 |
| Acklin, Jaelon | 1 | 1 | 0 | 0 | 0 | 0 |
| Andrews, Mark | 1 | 1 | 0 | 0 | 0 | 0 |
| Clark, Chuck | 1 | 1 | 0 | 0 | 0 | 0 |
| Edwards, Gus | 1 | 1 | 0 | 0 | 0 | 0 |
| Humphrey, Myles | 1 | 1 | 0 | 0 | 0 | 0 |
| Jackson, Bennett | 1 | 1 | 0 | 0 | 0 | 0 |
| Jean-Baptiste, Stanley | 1 | 1 | 0 | 0 | 0 | 0 |
| Keizer, Nick | 1 | 1 | 0 | 0 | 0 | 0 |
| Lasley, Jordan | 1 | 1 | 0 | 0 | 0 | 0 |
| Levine Sr., Anthony | 1 | 1 | 0 | 0 | 0 | 0 |
| McClellan, Albert | 1 | 1 | 0 | 0 | 0 | 0 |
| Nacua, Kai | 1 | 1 | 0 | 1 | 0 | 0 |
| Posey, DeVier | 1 | 1 | 0 | 0 | 0 | 0 |
| Thompson, Mark | 1 | 1 | 0 | 0 | 0 | 0 |
| Turner, De'Lance | 1 | 1 | 0 | 0 | 0 | 0 |
| Vedvik, Kaare | 1 | 1 | 0 | 0 | 0 | 0 |
| Young, Tavon | 1 | 1 | 0 | 0 | 0 | 0 |
| Totals | 36 | 32 | 4 | 1 | 1 | 0 |

Defensive and special teams statistics reflect press box stats.



ALL-TIME RAVENS INTERCEPTIONS RETURNED FOR TOUCHDOWNS [INT-TD_s]

| | | | | | | | | |
|------------------------|-------------------|------------------|-------------------------|--------------------|------------------|------------------------|--------------------|-----------------|
| 2017 | | | 2008 (continued) | | | 2002 | | |
| 10/26/17 | LB C.J. Mosley | 63 yds vs. Mia. | 11/02/08 | OLB Terrell Suggs | 42 yds @ Cle. | 12/01/02 | S Chad Williams | 98 yds @ Cin. |
| 10/26/17 | CB Jimmy Smith | 50 yds vs. Mia. | 10/19/08 | OLB Terrell Suggs | 44 yds @ Mia. | 11/10/02 | OLB Adalius Thomas | 25 yds vs. Cin. |
| 12/03/17 | S Eric Weddle | 45 yds vs. Det. | 09/21/08 | S Ed Reed | 32 yds @ Cle. | 2001 | | |
| 2015 | | | 2008 postseason | | | 12/02/01 | S Rod Woodson | 47 yds vs. Ind. |
| 9/13/15 | CB Jimmy Smith | 24 yds @ Den. | 01/04/09 | S Ed Reed | 64 yds @ Mia. | 2000 | | |
| 2014 | | | 2007 | | | 12/24/00 | CB Chris McAlister | 98 yds vs. NYJ |
| 11/24/14 | S Will Hill | 44 yds @ NO | 11/18/07 | LB Ray Lewis | 35 yds vs. Cle. | 2000 postseason | | |
| 2013 | | | 2006 | | | 01/28/01 | CB Duane Starks | 49 yds vs. NYG |
| 09/22/13 | LB Daryl Smith | 37 yds vs. Hou. | 12/31/06 | CB Chris McAlister | 31 yds vs. Buf. | 01/07/01 | LB Ray Lewis | 50 yds @ Ten. |
| 2012 | | | 11/05/06 | S Ed Reed | 25 yds* vs. Cin. | 1999 | | |
| 09/27/12 | CB Cary Williams | 63 yds vs. Cle. | 10/29/06 | S Dawan Landry | 12 yds @ NO | 12/19/99 | S Corey Harris | 24 yds vs. NO |
| 09/10/12 | S Ed Reed | 34 yds vs. Cin. | 10/29/06 | CB Ronnie Prude | 12 yds @ NO | 12/05/99 | S Rod Woodson | 47 yds vs. Ten. |
| 2012 postseason | | | 09/10/06 | CB Chris McAlister | 60 yds @ TB | 11/21/99 | CB Duane Starks | 43 yds @ Cin. |
| 01/12/13 | CB Corey Graham | 39 yds @ Den. | 2005 | | | 11/07/99 | S Rod Woodson | 66 yds @ Cle. |
| 2011 | | | 12/04/05 | LB Adalius Thomas | 20 yds vs. Hou. | 1998 | | |
| 10/02/11 | CB Lardarius Webb | 73 yds vs. NYJ | 2004 | | | 11/08/98 | CB Rod Woodson | 18 yds vs. Oak. |
| 2010 | | | 01/02/05 | DE Jarret Johnson | 6 yds vs. Mia. | 09/13/98 | CB Rod Woodson | 60 yds @ NYJ |
| 12/13/10 | CB Josh Wilson | 12 yds @ Hou. | 11/21/04 | S Chad Williams | 44 yds vs. Dal. | 1997 | | |
| 11/21/10 | S Dawan Landry | 23 yds** @ Car. | 11/07/04 | S Ed Reed | 106 yds vs. Cle. | 11/30/97 | CB Antonio Langham | 40 yds @ Jax. |
| 11/21/10 | LB Ray Lewis | 24 yds @ Car. | 10/24/04 | CB Deion Sanders | 48 yds vs. Buf. | 1996 | | |
| 2009 | | | 09/19/04 | CB Chris McAlister | 51 yds vs. Pit. | 11/24/96 | LB Mike Caldwell | 45 yds vs. Jax. |
| 11/16/09 | S Dawan Landry | 48 yds @ Cle. | 2003 | | | | | |
| 10/11/09 | S Ed Reed | 52 yds vs. Cin. | 12/21/03 | S Chad Williams | 52 yds @ Cle. | | | |
| 2008 | | | 11/30/03 | LB Ray Lewis | 29 yds vs. SF | | | |
| 11/30/08 | S Jim Leonhard | 35 yds @ Cin. | 10/12/03 | CB Chris McAlister | 83 yds vs. Ari. | | | |
| 11/23/08 | S Ed Reed | 107 yds vs. Phi. | 09/14/03 | S Ed Reed | 54 yds vs. Cle. | | | |
| | | | 2003 postseason | | | | | |
| | | | 01/03/04 | S Will Demps | 56 yds vs. Ten. | | | |

*lateral from Samari Rolle INT

**lateral from Ed Reed INT

2018 PARTICIPATION CHART

| PLAYER | 9/9 vs. Buf. | 9/13 at Cin. | 9/23 vs. Den. | 9/30 at Pit. | 10/7 at Cle. | 10/14 at Ten. | 10/21 vs. NO | 10/28 at Car. | 11/4 vs. Pit. | 11/18 vs. Cin. | 11/25 vs. Oak. | 12/2 at Atl. | 12/9 at KC | 12/16 vs. TB | 12/22 at LAC | 12/30 vs. Cle. | 1/6/19 WC vs. LAC | Games Played | Games Started | Did Not Play | Inactive |
|------------------------|--------------|--------------|---------------|--------------|--------------|---------------|--------------|---------------|---------------|----------------|----------------|--------------|------------|--------------|--------------|----------------|-------------------|--------------|---------------|--------------|----------|
| Adeboyejo, Quincy | PUP | PUP | PUP | PUP | PUP | PUP | PUP | PUP | PUP | PUP | PUP | PUP | PUP | PUP | PUP | PUP | PUP | 0 | 0 | 0 | 0 |
| Allen, Javorius | X | X | X | X | X | X | X | X | X | X | X | X | X | X | INA | INA | X | 14 | 0 | 0 | 2 |
| Amichia, Kofi | NOR | NOR | NOR | NOR | NOR | NOR | NOR | PS | PS | PS | PS | PS | PS | PS | PS | PS | PS | 0 | 0 | 0 | 0 |
| Andrews, Mark | X | TE | X | X | X | TE | X | X | X | TE | X | X | X | X | X | X | X | 16 | 3 | 0 | 0 |
| Averett, Anthony | X | X | INA | INA | INA | INA | INA | X | X | X | X | X | X | X | X | X | X | 11 | 0 | 0 | 5 |
| Board, Chris | X | X | X | X | X | X | X | X | X | X | X | X | X | X | X | X | X | 16 | 0 | 0 | 0 |
| Bowser, Tyus | X | X | X | X | X | INA | X | X | X | X | X | X | X | X | X | X | X | 15 | 0 | 0 | 1 |
| Boyle, Nick | TE | X | TE | TE | TE | X | TE | TE | TE | TE | TE | TE | TE | TE | X | TE | X | 16 | 13 | 0 | 0 |
| Bozeman, Bradley | X | X | X | X | X | X | LG | DNP | DNP | X | X | X | X | X | X | X | X | 14 | 1 | 2 | 0 |
| Bradley, Bam | PUP | PUP | PUP | PUP | PUP | PUP | PUP | PUP | PUP | PUP | PUP | PUP | PUP | PUP | PUP | PUP | PUP | 0 | 0 | 0 | 0 |
| Brown, John | WR | WR | WR | WR | X | WR | WR | WR | WR | WR | WR | WR | WR | WR | WR | WR | WR | 16 | 15 | 0 | 0 |
| Brown Jr., Orlando | X | X | X | X | X | X | RT | RT | RT | RT | RT | RT | RT | RT | RT | RT | RT | 16 | 10 | 0 | 0 |
| Canady, Maurice | X | INA | INA | IR | IR | IR | IR | IR | IR | IR | X | X | X | X | X | X | X | 7 | 0 | 0 | 2 |
| Carr, Brandon | LCB | LCB | LCB | LCB | CB | LCB | LCB | LCB | CB | LCB | LCB | LCB | LCB | LCB | LCB | CB | DB | 16 | 16 | 0 | 0 |
| Clark, Chuck | X | X | X | X | X | X | X | X | X | X | X | SS | X | X | X | X | X | 16 | 1 | 0 | 0 |
| Collins, Alex | RB | RB | RB | RB | RB | RB | RB | RB | RB | RB | INA | IR | IR | IR | IR | IR | IR | 10 | 10 | 0 | 1 |
| Cox, Morgan | X | X | X | X | X | X | X | X | X | X | X | X | X | X | X | X | X | 16 | 0 | 0 | 0 |
| Crabtree, Michael | WR | WR | WR | WR | WR | WR | WR | WR | WR | WR | WR | WR | WR | WR | WR | WR | WR | 16 | 16 | 0 | 0 |
| Crecelius, Randin | PS | PS | PS | PS | PS | NOR | PS | PS | PS | PS | PS | PS | PS | PS | PS | PS | PS | 0 | 0 | 0 | 0 |
| Daniel, Robertson | PS | PS | X | PS | PS | PS | PS | PS | PS | PS | PS | PS | PS | PS | PS | PS | PS | 1 | 0 | 0 | 0 |
| Dixon, Kenneth | X | IR | IR | IR | IR | IR | IR | IR | IR | IR | IR | X | X | X | X | X | X | 6 | 0 | 0 | 0 |
| Dorleant, Makinton | NOR | NOR | PS | PS | PS | PS | PS | PS | PS | NOR | NOR | NOR | NOR | NOR | NOR | NOR | NOR | 0 | 0 | 0 | 0 |
| Edwards, Gus | PS | PS | PS | PS | PS | X | X | X | X | X | RB | RB | RB | RB | RB | RB | RB | 11 | 6 | 0 | 0 |
| Elliott, DeShon | IR | IR | IR | IR | IR | IR | IR | IR | IR | IR | IR | IR | IR | IR | IR | IR | IR | 0 | 0 | 0 | 0 |
| Eluemunor, Jermaine | INA | INA | NOR | PS | PS | PS | PS | X | LT | X | X | X | X | X | X | X | X | 9 | 1 | 0 | 2 |
| Ervin, Tyler | NOR | NOR | NOR | NOR | NOR | NOR | NOR | NOR | NOR | PS | PS | PS | PS | PS | PS | PS | PS | 0 | 0 | 0 | 0 |
| Ezeala, Christopher | PS | PS | PS | PS | PS | PS | PS | PS | PS | PS | PS | PS | PS | PS | PS | PS | PS | 0 | 0 | 0 | 0 |
| Flacco, Joe | QB | QB | QB | QB | QB | QB | QB | QB | QB | INA | INA | INA | INA | DNP | DNP | DNP | DNP | 9 | 9 | 3 | 4 |
| Grant, Janarion | X | X | NOR | PS | PS | PS | PS | PS | PS | PS | PS | PS | PS | PS | PS | PS | PS | 2 | 0 | 0 | 0 |
| Grasu, Hroniss | NOR | NOR | NOR | INA | INA | INA | X | LG | X | INA | NOR | NOR | NOR | NOR | NOR | NOR | NOR | 3 | 1 | 0 | 4 |
| Griffin III, Robert | INA | INA | INA | INA | INA | INA | INA | INA | INA | X | DNP | X | X | INA | INA | INA | INA | 3 | 0 | 1 | 12 |
| Henry, Willie | INA | INA | INA | INA | X | X | X | IR | IR | IR | IR | IR | IR | IR | IR | IR | IR | 3 | 0 | 0 | 4 |
| Hill, Jaylen | PUP | PUP | PUP | PUP | PUP | PUP | PUP | PUP | PUP | PUP | PUP | PUP | PUP | PUP | PUP | PUP | PUP | 0 | 0 | 0 | 0 |
| Humphrey, Marlon | RCB | RCB | RCB | RCB | X | RCB | INA | INA | X | X | RCB | X | RCB | X | X | RCB | RCB | 14 | 8 | 0 | 2 |
| Humphrey, Myles | PS | PS | PS | NOR | NOR | NOR | NOR | NOR | NOR | NOR | NOR | NOR | NOR | NOR | NOR | NOR | NOR | 0 | 0 | 0 | 0 |
| Hurst, Hayden | INA | INA | INA | INA | X | X | X | X | X | X | X | X | X | X | X | X | X | 12 | 0 | 0 | 4 |
| Hurst, James | RT | RT | RT | RT | RT | RT | INA | INA | INA | INA | INA | INA | LG | LG | LG | LG | LG | 10 | 10 | 0 | 6 |
| Jackson, Bennett | NOR | NOR | NOR | NOR | NOR | NOR | NOR | NOR | NOR | NOR | NOR | PS | PS | PS | PS | PS | PS | 0 | 0 | 0 | 0 |
| Jackson, Lamar | X | X | X | X | X | X | X | X | X | QB | QB | QB | QB | QB | QB | QB | QB | 16 | 7 | 0 | 0 |
| Jean-Baptiste, Stanley | IR | IR | IR | IR | IR | IR | IR | IR | IR | IR | IR | IR | IR | IR | IR | IR | IR | 0 | 0 | 0 | 0 |
| Jefferson, Tony | SS | SS | SS | SS | SS | SS | SS | SS | SS | SS | SS | INA | INA | SS | SS | SS | SS | 14 | 14 | 0 | 2 |
| Jones, Alvin | NOR | NOR | NOR | NOR | NOR | NOR | PS | PS | PS | PS | PS | PS | PS | PS | PS | PS | PS | 0 | 0 | 0 | 0 |
| Jones, Cyrus | PS | PS | NOR | NOR | NOR | X | X | X | X | X | X | X | X | X | X | X | X | 11 | 0 | 0 | 0 |
| Judon, Matthew | X | SAM | SAM | X | SAM | SAM | SAM | SAM | X | X | X | X | X | SAM | SAM | X | X | 16 | 8 | 0 | 0 |
| Keizer, Nick | NOR | NOR | NOR | NOR | NOR | NOR | NOR | NOR | NOR | NOR | NOR | PS | PS | PS | PS | PS | PS | 0 | 0 | 0 | 0 |
| Koch, Sam | X | X | X | X | X | X | X | X | X | X | X | X | X | X | X | X | X | 16 | 0 | 0 | 0 |
| LaCouture, Christian | PS | PS | PS | PS | NOR | NOR | NOR | NOR | NOR | NOR | NOR | NOR | NOR | NOR | NOR | NOR | NOR | 0 | 0 | 0 | 0 |
| Lasley, Jordan | INA | INA | INA | INA | INA | INA | INA | INA | INA | INA | INA | INA | INA | INA | INA | INA | INA | 0 | 0 | 0 | 16 |
| Levine Sr., Anthony | X | X | X | X | X | X | X | X | X | X | X | X | SS | X | X | X | X | 16 | 1 | 0 | 0 |
| Levrone, Andre | NOR | NOR | NOR | NOR | PS | PS | PS | NOR | NOR | NOR | NOR | NOR | NOR | NOR | NOR | NOR | NOR | 0 | 0 | 0 | 0 |
| Lewis, Alex | LG | LG | LG | LG | LG | LG | INA | INA | LG | LG | LG | LG | INA | INA | INA | INA | INA | 10 | 10 | 0 | 6 |
| McClellan, Albert | NOR | NOR | WLB | X | X | X | X | X | NOR | NOR | NOR | NOR | NOR | NOR | NOR | NOR | NOR | 6 | 1 | 0 | 0 |
| Montgomery, Ty | NOR | NOR | NOR | NOR | NOR | NOR | NOR | NOR | INA | X | X | X | X | INA | X | X | X | 6 | 0 | 0 | 2 |
| Moore, Chris | X | X | X | X | X | X | X | X | X | X | X | X | X | X | X | X | X | 16 | 0 | 0 | 0 |
| Mosley, C.J. | MLB | MLB | INA | MLB | MLB | MLB | MLB | MLB | MLB | MLB | MLB | MLB | MLB | MLB | MLB | MLB | MLB | 15 | 15 | 0 | 1 |

Position in Caps = Starter; X = Played/Substituted; IR = Injured Reserve; NOR = Not on Roster; PS = Practice Squad; NFI = Non-Football Injury List

2018 PARTICIPATION CHART

| PLAYER | 9/9 vs. Buf. | 9/13 at Cin. | 9/23 vs. Den. | 9/30 at Pit. | 10/7 at Cle. | 10/14 at Ten. | 10/21 vs. NO | 10/28 at Car. | 11/4 vs. Pit. | 11/18 vs. Cin. | 11/25 vs. Oak. | 12/2 at Atl. | 12/9 at KC | 12/16 vs. TB | 12/22 at LAC | 12/30 vs. Cle. | 1/6/19 WC vs. LAC | Games Played | Games Started | Did Not Play | Inactive |
|-------------------|--------------|--------------|---------------|--------------|--------------|---------------|--------------|---------------|---------------|----------------|----------------|--------------|------------|--------------|--------------|----------------|-------------------|--------------|---------------|--------------|----------|
| Nacua, Kai | NOR | NOR | PS | PS | PS | PS | NOR | NOR | NOR | NOR | NOR | NOR | NOR | NOR | NOR | NOR | NOR | 0 | 0 | 0 | 0 |
| Onwuasor, Patrick | WLB | WLB | X | X | X | WLB | X | WLB | WLB | WLB | WLB | WLB | WLB | WLB | WLB | WLB | WLB | 16 | 12 | 0 | 0 |
| Pierce, Michael | X | X | INA | X | INA | X | X | X | X | X | X | X | X | DT | DT | X | X | 14 | 2 | 0 | 2 |
| Ricard, Patrick | X | X | X | X | DL | INA | X | X | FB | X | X | INA | INA | INA | INA | INA | INA | 10 | 2 | 0 | 6 |
| Rodgers, Jake | NOR | NOR | NOR | NOR | NOR | NOR | NOR | NOR | NOR | NOR | NOR | NOR | NOR | PS | PS | PS | PS | 0 | 0 | 0 | 0 |
| Scott, Jaleel | IR | IR | IR | IR | IR | IR | IR | IR | IR | IR | IR | IR | IR | IR | IR | IR | IR | 0 | 0 | 0 | 0 |
| Scott, Greg | IR | IR | IR | IR | IR | IR | IR | IR | IR | IR | IR | IR | IR | IR | IR | IR | IR | 0 | 0 | 0 | 0 |
| Sieler, Zach | INA | INA | X | INA | INA | INA | INA | INA | X | INA | INA | INA | INA | INA | INA | INA | INA | 2 | 0 | 0 | 14 |
| Siragusa, Nico | PS | PS | PS | PS | PS | PS | PS | PS | PS | PS | PS | PS | PS | NOR | NOR | NOR | NOR | 0 | 0 | 0 | 0 |
| Skura, Matt | C | C | C | C | C | C | C | C | C | C | C | C | C | C | C | C | C | 16 | 16 | 0 | 0 |
| Smith, Jimmy | SUS | SUS | SUS | SUS | X | X | RCB | RCB | LCB | RCB | CB | RCB | CB | RCB | RCB | LCB | LCB | 12 | 10 | 0 | 0 |
| Smith, Za'Darius | SAM | X | X | SAM | X | X | X | X | SAM | SAM | SAM | SAM | SAM | X | X | SAM | SAM | 16 | 8 | 0 | 0 |
| Snead IV, Willie | X | WR | X | X | WR | X | WR | WR | X | X | WR | WR | WR | WR | WR | WR | WR | 16 | 10 | 0 | 0 |
| Stanley, Ronnie | LT | LT | LT | LT | LT | LT | LT | LT | INA | LT | LT | LT | LT | LT | LT | LT | LT | 15 | 15 | 0 | 1 |
| Suggs, Terrell | RUSH | RUSH | RUSH | RUSH | RUSH | RUSH | RUSH | RUSH | RUSH | RUSH | RUSH | RUSH | RUSH | RUSH | RUSH | RUSH | RUSH | 16 | 16 | 0 | 0 |
| Thompson, Mark | NOR | NOR | NOR | NOR | NOR | NOR | PS | PS | PS | PS | PS | NOR | NOR | NOR | NOR | NOR | NOR | 0 | 0 | 0 | 0 |
| Tucker, Justin | X | X | X | X | X | X | X | X | X | X | X | X | X | X | X | X | X | 16 | 0 | 0 | 0 |
| Turner, De'Lance | PS | X | X | X | X | IR | IR | IR | IR | IR | IR | IR | IR | IR | IR | IR | IR | 4 | 0 | 0 | 0 |
| Urban, Brent | DE | DE | DE | DE | DE | DE | DE | DE | DE | DE | DE | DE | DE | DE | DE | DE | DE | 16 | 16 | 0 | 0 |
| Vedvik, Kaare | NFI | NFI | NFI | NFI | NFI | NFI | NFI | NFI | NFI | NFI | NFI | NFI | NFI | NFI | NFI | NFI | NFI | 0 | 0 | 0 | 0 |
| Waller, Darren | PS | PS | PS | PS | PS | PS | PS | PS | PS | PS | PS | NOR | NOR | NOR | NOR | NOR | NOR | 0 | 0 | 0 | 0 |
| Weddle, Eric | FS | FS | FS | FS | FS | FS | FS | FS | FS | FS | FS | FS | FS | FS | FS | FS | FS | 16 | 16 | 0 | 0 |
| White, Tim | PS | PS | X | X | X | PS | PS | PS | PS | PS | PS | PS | PS | PS | PS | PS | PS | 3 | 0 | 0 | 0 |
| Williams, Brandon | NT | NT | NT | NT | NT | NT | NT | NT | NT | NT | NT | NT | NT | NT | NT | NT | NT | 16 | 16 | 0 | 0 |
| Williams, Darius | INA | X | X | X | NOR | NOR | NOR | NOR | NOR | NOR | NOR | NOR | NOR | NOR | NOR | NOR | NOR | 3 | 0 | 0 | 1 |
| Williams, Maxx | TE | X | TE | TE | TE | TE | X | INA | INA | INA | X | X | X | X | TE | X | TE | 13 | 6 | 0 | 3 |
| Williams, Tim | X | X | X | X | INA | X | X | X | INA | INA | INA | INA | INA | INA | INA | INA | INA | 7 | 0 | 0 | 9 |
| Wormley, Chris | X | DT | DT | X | DT | DT | DT | DT | X | X | X | X | X | X | X | X | X | 16 | 6 | 0 | 0 |
| Yanda, Marshal | RG | RG | RG | RG | RG | RG | RG | RG | RG | RG | RG | RG | RG | RG | RG | RG | RG | 16 | 16 | 0 | 0 |
| Young, Kenny | X | X | MLB | WLB | WLB | X | X | X | X | X | X | X | X | X | X | X | X | 16 | 3 | 0 | 0 |
| Young, Tavon | DB | X | X | DB | X | X | DB | X | DB | DB | INA | DB | X | X | X | X | INA | 15 | 6 | 0 | 1 |

Position in Caps = Starter; X = Played/Substituted; IR = Injured Reserve; NOR = Not on Roster; PS = Practice Squad; NFI = Non-Football Injury List



2018 BALTIMORE RAVENS

2018 GAME-BY-GAME STARTERS

OFFENSE

| GAME | WR | LT | LG | C | RG | RT | TE | WR | QB | RB | WR | OTHER |
|-------------------------|----------|-----------|----------------|-------|-------|-----------------|----------------|----------|----------------|----------------|------------------|-------------|
| Sept. 9 vs. Buffalo | Crabtree | Stanley | Lewis | Skura | Yanda | J. Hurst | Boyle | J. Brown | Flacco | Collins | M. Williams (TE) | n/a |
| Sept. 13 at Cincinnati | Crabtree | Stanley | Lewis | Skura | Yanda | J. Hurst | Andrews | J. Brown | Flacco | Collins | Snead IV | n/a |
| Sept. 23 vs. Denver | Crabtree | Stanley | Lewis | Skura | Yanda | J. Hurst | Boyle | J. Brown | Flacco | Collins | M. Williams (TE) | n/a |
| Sept. 30 at Pittsburgh | Crabtree | Stanley | Lewis | Skura | Yanda | J. Hurst | Boyle | J. Brown | Flacco | Collins | M. Williams (TE) | n/a |
| Oct. 7 at Cleveland | Crabtree | Stanley | Lewis | Skura | Yanda | J. Hurst | Boyle | Snead IV | Flacco | Collins | M. Williams (TE) | n/a |
| Oct. 14 at Tennessee | Crabtree | Stanley | Lewis | Skura | Yanda | J. Hurst | Andrews | J. Brown | Flacco | Collins | M. Williams (TE) | n/a |
| Oct. 21 vs. New Orleans | Crabtree | Stanley | Bozeman | Skura | Yanda | O. Brown | Boyle | J. Brown | Flacco | Collins | Snead IV | n/a |
| Oct. 28 at Carolina | Crabtree | Stanley | Grasu | Skura | Yanda | O. Brown | Boyle | J. Brown | Flacco | Collins | Snead IV | n/a |
| Nov. 4 vs. Pittsburgh | Crabtree | Eliemunor | Lewis | Skura | Yanda | O. Brown | Boyle | J. Brown | Flacco | Collins | n/a | Ricard (FB) |
| Nov. 18 vs. Cincinnati | Crabtree | Stanley | Lewis | Skura | Yanda | O. Brown | Boyle | J. Brown | Jackson | Collins | Andrews (TE) | n/a |
| Nov. 25 vs. Oakland | Crabtree | Stanley | Lewis | Skura | Yanda | O. Brown | Boyle | J. Brown | Jackson | Edwards | Snead IV | n/a |
| Dec. 2 at Atlanta | Crabtree | Stanley | Lewis | Skura | Yanda | O. Brown | Boyle | J. Brown | Jackson | Edwards | Snead IV | n/a |
| Dec. 9 at Kansas City | Crabtree | Stanley | J. Hurst | Skura | Yanda | O. Brown | Boyle | J. Brown | Jackson | Edwards | Snead IV | n/a |
| Dec. 16 vs. Tampa Bay | Crabtree | Stanley | J. Hurst | Skura | Yanda | O. Brown | Boyle | J. Brown | Jackson | Edwards | Snead IV | n/a |
| Dec. 22/23 at LAC | Crabtree | Stanley | J. Hurst | Skura | Yanda | O. Brown | M. Williams | J. Brown | Jackson | Edwards | Snead IV | n/a |
| Dec. 30 vs. Cleveland | Crabtree | Stanley | J. Hurst | Skura | Yanda | O. Brown | Boyle | J. Brown | Jackson | Edwards | Snead IV | n/a |
| Jan. 6 vs. LAC (WC) | Crabtree | Stanley | J. Hurst | Skura | Yanda | O. Brown | M. Williams | J. Brown | Jackson | Edwards | Snead IV | n/a |

DEFENSE

| GAME | NT | DE | DT | SAM | MIKE | WILL | RUSH | RCB | LCB | SS | FS | OTHER |
|-------------------------|-------------|-------|---------|----------|-----------------|-----------|-------|----------|----------|--------------|--------|-----------------------|
| Sept. 9 vs. Buffalo | B. Williams | Urban | n/a | Z. Smith | Mosley | Onwuasor | Suggs | Humphrey | Carr | Jefferson | Weddle | T. Young (DB) |
| Sept. 13 at Cincinnati | B. Williams | Urban | Wormley | Judon | Mosley | Onwuasor | Suggs | Humphrey | Carr | Jefferson | Weddle | n/a |
| Sept. 23 vs. Denver | B. Williams | Urban | Wormley | Judon | K. Young | McClellan | Suggs | Humphrey | Carr | Jefferson | Weddle | n/a |
| Sept. 30 at Pittsburgh | B. Williams | Urban | n/a | Z. Smith | Mosley | K. Young | Suggs | Humphrey | Carr | Jefferson | Weddle | T. Young (DB) |
| Oct. 7 at Cleveland | B. Williams | Urban | Wormley | Judon | Mosley | K. Young | Suggs | n/a | Carr | Jefferson | Weddle | P. Ricard (DL) |
| Oct. 14 at Tennessee | B. Williams | Urban | Wormley | Judon | Mosley | Onwuasor | Suggs | Humphrey | Carr | Jefferson | Weddle | n/a |
| Oct. 21 vs. New Orleans | B. Williams | Urban | Wormley | Judon | Mosley | n/a | Suggs | J. Smith | Carr | Jefferson | Weddle | T. Young (DB) |
| Oct. 28 at Carolina | B. Williams | Urban | Wormley | Judon | Mosley | Onwuasor | Suggs | J. Smith | Carr | Jefferson | Weddle | n/a |
| Nov. 4 vs. Pittsburgh | B. Williams | Urban | n/a | Z. Smith | Mosley | Onwuasor | Suggs | J. Smith | Carr | Jefferson | Weddle | T. Young (DB) |
| Nov. 18 vs. Cincinnati | B. Williams | Urban | n/a | Z. Smith | Mosley | Onwuasor | Suggs | J. Smith | Carr | Jefferson | Weddle | T. Young (DB) |
| Nov. 25 vs. Oakland | B. Williams | Urban | n/a | Z. Smith | Mosley | Onwuasor | Suggs | Humphrey | Carr | Jefferson | Weddle | J. Smith (OB) |
| Dec. 2 at Atlanta | B. Williams | Urban | n/a | Z. Smith | Mosley | Onwuasor | Suggs | J. Smith | Carr | Clark | Weddle | T. Young (DB) |
| Dec. 9 at Kansas City | B. Williams | Urban | n/a | Z. Smith | Mosley | Onwuasor | Suggs | Humphrey | Carr | Clark | Weddle | J. Smith (OB) |
| Dec. 16 vs. Tampa Bay | B. Williams | Urban | Pierce | Judon | Mosley | Onwuasor | Suggs | J. Smith | Carr | Jefferson | Weddle | n/a |
| Dec. 22/23 at LAC | B. Williams | Urban | Pierce | Judon | Mosley | Onwuasor | Suggs | J. Smith | Carr | Jefferson | Weddle | n/a |
| Dec. 30 vs. Cleveland | B. Williams | Urban | n/a | Z. Smith | Mosley | Onwuasor | Suggs | Humphrey | J. Smith | Jefferson | Weddle | Carr (CB) |
| Jan. 6 vs. LAC (WC) | B. Williams | Urban | n/a | Z. Smith | Mosley | Onwuasor | Suggs | Humphrey | J. Smith | Jefferson | Weddle | Carr (CB) |

Bold denotes first NFL start

HOW THE 2018 RAVENS WERE BUILT

BY YEAR SIGNED

| YEAR | PLAYER | ACQ. |
|------|---|--|
| 2003 | OLB Terrell Suggs | D1a |
| 2006 | P Sam Koch | D6a |
| 2007 | G/T Marshal Yanda | D3b |
| 2008 | QB Joe Flacco | D1 |
| 2010 | LS Morgan Cox | RFA |
| 2011 | CB Jimmy Smith | D1 |
| 2012 | DB/LB Anthony Levine Sr. K Justin Tucker | FA RFA |
| 2013 | DT Brandon Williams | D3 |
| 2014 | OL James Hurst LB C.J. Mosley DE Brent Urban | RFA D1 D4a |
| 2015 | RB Javorius Allen TE Nick Boyle OLB Za'Darius Smith TE Maxx Williams | D4b D5a D4a D2 |
| 2016 | CB Maurice Canady RB Kenneth Dixon DT Willie Henry [Injured Reserve] OLB Matthew Judon G/T Alex Lewis WR Chris Moore ILB Patrick Onwuasor DT Michael Pierce G/C Matt Skura T Ronnie Stanley S Eric Weddle CB Tavon Young | D6b D4e D4d D5 D4c D4b RFA RFA FA D1 UFA (SD) D4a |
| 2017 | WR Quincy Adebayo [PUP List] OLB Tyus Bowser LB Bam Bradley [PUP List] CB Brandon Carr S Chuck Clark RB Alex Collins [Injured Reserve] G/T Jermaine Eluemunor CB Jaylen Hill [PUP List] CB Marlon Humphrey CB Stanley Jean-Baptiste [Injured Reserve] S Tony Jefferson FB/DL Patrick Ricard OLB Tim Williams DE Chris Wormley | RFA D2 RFA UFA (Dal.) D6 FA D5 RFA D1 FA UFA (Ari.) RFA D3b D3a |
| 2018 | TE Mark Andrews CB Anthony Averett LB Chris Board C Bradley Bozeman WR John Brown T Orlando Brown Jr. WR Michael Crabtree RB Gus Edwards S DeShon Elliott [Injured Reserve] QB Robert Griffin III TE Hayden Hurst QB Lamar Jackson CB/RS Cyrus Jones WR Jordan Lasley RB/WR Ty Montgomery WR Jaleel Scott [Injured Reserve] T Greg Senat [Injured Reserve] DT Zach Sieler WR Willie Snead IV RB De'Lance Turner [Injured Reserve] P/K Kaare Vedvik [Non-Football Injury List] LB Kenny Young | D3b D4a RFA D6c FA D3a FA RFA D6a FA D1a D1b WAV (NE) D5 TR (GB) D4c D6b D7 Res. FA (NO) RF RFA D4b |

BY DRAFT ROUND

| 1ST ROUND (10) | TEAM | YEAR |
|---|---------------|-------------|
| OLB Terrell Suggs | Baltimore | 2003 (10th) |
| QB Joe Flacco | Baltimore | 2008 (18th) |
| WR Michael Crabtree | San Francisco | 2009 (10th) |
| CB Jimmy Smith | Baltimore | 2011 (27th) |
| QB Robert Griffin III | Washington | 2012 (2nd) |
| LB C.J. Mosley | Baltimore | 2014 (17th) |
| T Ronnie Stanley | Baltimore | 2016 (6th) |
| CB Marlon Humphrey | Baltimore | 2017 (16th) |
| TE Hayden Hurst | Baltimore | 2018 (21st) |
| QB Lamar Jackson | Baltimore | 2018 (32nd) |
| 2ND ROUND (5) | | |
| S Eric Weddle | San Diego | 2007 |
| CB Stanley Jean-Baptiste [Injured Reserve] | New Orleans | 2014 |
| TE Maxx Williams | Baltimore | 2015 |
| CB/RS Cyrus Jones | New England | 2016 |
| OLB Tyus Bowser | Baltimore | 2017 |
| 3RD ROUND (8) | | |
| G/T Marshal Yanda | Baltimore | 2007 |
| DT Brandon Williams | Baltimore | 2013 |
| WR John Brown | Arizona | 2014 |
| RB/WR Ty Montgomery | Green Bay | 2015 |
| OLB Tim Williams | Baltimore | 2017 |
| DE Chris Wormley | Baltimore | 2017 |
| TE Mark Andrews | Baltimore | 2018 |
| T Orlando Brown Jr. | Baltimore | 2018 |
| 4TH ROUND (11) | | |
| DE Brent Urban | Baltimore | 2014 |
| RB Javorius Allen | Baltimore | 2015 |
| OLB Za'Darius Smith | Baltimore | 2015 |
| DT Willie Henry [Injured Reserve] | Baltimore | 2016 |
| RB Kenneth Dixon | Baltimore | 2016 |
| G/T Alex Lewis | Baltimore | 2016 |
| WR Chris Moore | Baltimore | 2016 |
| CB Tavon Young | Baltimore | 2016 |
| CB Anthony Averett | Baltimore | 2018 |
| WR Jaleel Scott [Injured Reserve] | Baltimore | 2018 |
| LB Kenny Young | Baltimore | 2018 |
| 5TH ROUND (6) | | |
| CB Brandon Carr | Kansas City | 2008 |
| TE Nick Boyle | Baltimore | 2015 |
| RB Alex Collins [Injured Reserve] | Seattle | 2016 |
| OLB Matthew Judon | Baltimore | 2016 |
| G/T Jermaine Eluemunor | Baltimore | 2017 |
| WR Jordan Lasley | Baltimore | 2018 |
| 6TH ROUND (6) | | |
| P Sam Koch | Baltimore | 2006 |
| CB Maurice Canady | Baltimore | 2016 |
| S Chuck Clark | Baltimore | 2017 |
| C Bradley Bozeman | Baltimore | 2018 |
| S DeShon Elliott [Injured Reserve] | Baltimore | 2018 |
| T Greg Senat [Injured Reserve] | Baltimore | 2018 |
| 7TH ROUND (1) | | |
| DT Zach Sieler | Baltimore | 2018 |
| UNDRAFTED (17) | | |
| LS Morgan Cox | Baltimore | 2010 |
| DB Anthony Levine Sr. | Green Bay | 2010 |
| K Justin Tucker | Baltimore | 2012 |
| S Tony Jefferson | Arizona | 2013 |
| OL James Hurst | Baltimore | 2014 |
| WR Willie Snead IV | Cleveland | 2014 |
| ILB Patrick Onwuasor | Baltimore | 2016 |
| DT Michael Pierce | Baltimore | 2016 |
| G/C Matt Skura | Baltimore | 2016 |
| WR Quincy Adebayo [PUP] | Baltimore | 2017 |
| LB Bam Bradley [PUP] | Baltimore | 2017 |
| CB Jaylen Hill [PUP] | Baltimore | 2017 |
| FB/DL Patrick Ricard | Baltimore | 2017 |
| LB Chris Board | Baltimore | 2018 |
| RB Gus Edwards | Baltimore | 2018 |
| RB De'Lance Turner [Injured Reserve] | Baltimore | 2018 |
| P/K Kaare Vedvik [Non-Football Injury List] | Baltimore | 2018 |

2018 HONORS/MILESTONES

TE MARK ANDREWS

- In 2018, set the record for most receiving yards (552, No. 1 among all NFL rookie TEs) and receptions (34) in a season by a Ravens' rookie tight end
- Owns the two longest regular season receptions by a Ravens' TE, registering a 68-yard catch at LAC (12/22) and a record 74-yarder vs. Oak. (11/25), which was the second longest by a rookie TE since 1992 (Tyji Armstrong, 81t)

CB BRANDON CARR

- **Ravens Walter Payton Man of The Year**
- **Media "Good Guy" (Baltimore media)**
- Starting every game since entering the NFL in 2008, Carr's 176-consecutive starts rank as the NFL's longest active streak among all defenders (entering '19)

LS MORGAN COX

- Snapped for K Justin Tucker and P Sam Koch, helping Tucker tie his single-season franchise record of 141 points and Koch tie his single-season high of a 47.4-yard gross average, ranking fourth in the NFL

CB MARLON HUMPHREY

- **Team MVP (Baltimore media)**
- In 2018, produced 37 tackles, 2 INTs and led the Ravens with 15 PD

QB LAMAR JACKSON

- **NFL Rookie of the Month (December)**
- Recorded 695 yards on the ground, the most among all NFL quarterbacks... Rushing total also ranked 11th most by a QB in NFL single-season history and stand third by a rookie QB, only behind Robert Griffin III (815 in 2012) and Cam Newton (706 in 2011)
- At 21, just one day before his 22nd birthday, became the youngest QB to start a playoff game in NFL history in the Wild Card playoff vs. LAC (1/6/19)

CB/RS CYRUS JONES

- **AFC Special Teams Player of the Week (Week 12)**
- Ranked No. 4 in the NFL with a 13.2-yard PR average
- Posted a 70-yard PR-TD in the 34-17 win vs. Oak. (11/25)

P SAM KOCH

- Punted 60 times for a career-high-tying 47.4 gross average (ranking fourth in the NFL) and a 39.8 net average, also placing 27 punts inside the 20
- Eclipsed the 1,000-career punt mark, in the 22-10 win at LAC (12/22)
- Appeared in his 208th-career game, passing Matt Stover for the third-most games played in Ravens' history

ILB C.J. MOSLEY

- **Pro Bowl (fourth selection)**
- **Associated Press second-team All-Pro**
- **PFWA All-AFC**
- Posted a team-high 105 tackles (70 solo), 5 PD, 1 INT and a half-sack
- Registered a game-sealing INT with 1:06 left in the fourth quarter, halting a potential game-winning drive, in the 26-24 win vs. Cle. (12/30)

ILB PATRICK ONWUASOR

- **AFC Defensive Player of the Week (Week 16, 2018)**
- Led the team with 9 tackles and a career-high-tying 2 sacks, including a strip-sack returned by CB Tavon Young for a 62-yard TD at LAC (12/22)

OLB Za'DARIUS SMITH

- **AFC Defensive Player of the Week (Week 6)**
- Led the team with 8.5 sacks...His 25 QB hits tied (J.J. Watt) for 10th in the NFL
- Earned AFC Defensive Player of the Week honors after producing a career-high 3 sacks (-18 yards) and 1 FF in the 21-0 shutout win at Ten. (10/14)... Became the seventh different Raven to record 3 sacks in a single game

OLB TERRELL SUGGS

- Became the only active NFL player with 900 tackles, 100 sacks & 30 FFs
- His 132.5 career sacks tie Leslie O'Neal and Lawrence Taylor for 13th most in NFL history
- Became the franchise leader in all-time games played (229)

K JUSTIN TUCKER

- **Associated Press first-team All-Pro**
- **PFWA first-team All-NFL & first-team All-AFC**
- **Pro Bowl first alternate**
- **AFC Special Teams Player of the Month (September & November)**
- **AFC Special Teams Player of the Week (Week 3 & Week 17)**
- Is the most accurate kicker in NFL history at 90.1%, connecting on 237 of 263 FG attempts
- Scored a franchise-record 141 points for the third-straight season, becoming the NFL's only kicker to surpass the 140 mark in each of the past three years
- Is the first kicker in NFL history to produce six seasons with 30-plus FGM (2012-13, 2015-18)

S ERIC WEDDLE

- **Pro Bowl (sixth selection)**
- Registered 68 tackles (54 solo), 3 PD and a sack...His six career Pro Bowls tie Earl Thomas III for most among active safeties

DT BRANDON WILLIAMS

- **Pro Bowl (first selection)**

G MARSHAL YANDA

- **Pro Bowl (seventh selection)**
- **Associated Press second-team All-Pro**
- **PFWA All-AFC**
- **Ed Block Courage Award**

CB TAVON YOUNG

- Was one of four NFL players to score multiple defensive TDs (both FRs) in 2018 (franchise record 62 yards to seal the Ravens' victory at LAC, 12/22, and 12 yards in the 26-16 win at Atl., 12/2)
- Became the second Ravens DB (Bennie Thompson, 3 on 11/10/96 at Jax.) ever to record at least 2 sacks in a game in the 47-3 win vs. Buf. (9/9)

RAVENS OFFENSE

- Boasting the NFL's No. 2 rushing attack (152.6 ypg), the Ravens racked up the second-most rushing yards (2,441) in franchise history...Baltimore also produced a franchise-record 5,999 total yards
- Over the team's final seven games (with QB Lamar Jackson as starter), Baltimore piled up an NFL high 1,607 rushing yards (229.6 ypg), with Seattle (1,190) rushing for the next-highest total
- In the season's final seven weeks, undrafted rookie RB Gus Edwards posted the NFL's third-most rushing yards (654, tied, Chris Carson), while Jackson's 556 ranked seventh
- The Ravens ranked No. 1 in time of possession, holding the ball for an average of 32:17 per game (Philly - 32:03, Chicago - 31:48 and New Orleans - 31:41 were the next best)...With QB Lamar Jackson as its starter (final 7 games, 6-1 record), Baltimore's average TOP was an NFL-high 35:47

RAVENS DEFENSE

- The Ravens produced the NFL's No. 1 defense, allowing 292.9 yards per game...Baltimore also permitted the league's second-fewest points per game (17.9), just behind Chicago's 17.7
- Baltimore ranked third in the league in third-down defense (34.1), fourth in rushing yards allowed (82.9 ypg) and fifth in passing yards permitted (210.0 ypg)...The Ravens' 80.6 defensive passer rating stood second, only behind the Bears' 72.9 mark
- Baltimore ranked No. 1 in total defense for the second time (2006) in team history...The Ravens have produced a Top 10 defense in eight of John Harbaugh's 11 seasons

RAVENS SPECIAL TEAMS

- The most accurate kicker in NFL history, K Justin Tucker (a Pro Bowl first alternate) made 35 of 39 FGAs...Tucker scored a franchise-record 141 points for the third-straight season, becoming the NFL's only kicker to surpass the 140 mark in each of the past three years
- Baltimore ranked fifth in the NFL in punt return average (11.5), with CB/RS Cyrus Jones posting the league's fourth-best mark (13.2)

2018 GAME-BY-GAME OFFENSE

| OFFENSE | 9/9 | 9/13 | 9/23 | 9/30 | 10/7 | 10/14 | 10/21 | 10/28 | 11/4 | 11/18 | 11/25 | 12/2 | 12/9 | 12/16 | 12/22 | 12/30 | 1/6/19 |
|-----------------------|-----------|-----------|-----------|-----------|-----------|-----------|-----------|-----------|-----------|-----------|-----------|-----------|-----------|-----------|-----------|-----------|-----------|
| | Buf. | @Cin. | Den. | @Pit. | @Cle. | @Ten. | @NO | @Car. | Pit. | Cin. | Oak. | @Atl. | @KC | TB | @LAC | Cle. | Wc@LAC |
| Points | 47 | 23 | 27 | 26 | 9 | 21 | 23 | 21 | 16 | 24 | 34 | 26 | 24 | 20 | 22 | 26 | 17 |
| 1st Qtr | 14 | 0 | 10 | 14 | 3 | 7 | 0 | 7 | 3 | 7 | 3 | 7 | 0 | 0 | 3 | 10 | 0 |
| 2nd Qtr | 12 | 14 | 10 | 0 | 0 | 7 | 10 | 0 | 3 | 6 | 10 | 3 | 10 | 10 | 3 | 10 | 0 |
| 3rd Qtr | 14 | 3 | 7 | 3 | 3 | 7 | 7 | 7 | 7 | 8 | 7 | 6 | 7 | 7 | 10 | 3 | 3 |
| 4th Qtr | 7 | 6 | 0 | 9 | 3 | 0 | 6 | 7 | 3 | 3 | 14 | 10 | 7 | 3 | 6 | 3 | 14 |
| Overtime | 0 | 0 | 0 | 0 | 0 | 0 | 0 | 0 | 0 | 0 | 0 | 0 | 0 | 0 | 0 | 0 | 0 |
| TDs (Ru-P-Ret) | 6 (3-3-0) | 3 (1-2-0) | 3 (2-1-0) | 2 (0-2-0) | 0 (0-0-0) | 3 (2-1-0) | 3 (1-2-0) | 3 (1-2-0) | 1 (1-0-0) | 2 (2-0-0) | 4 (1-1-2) | 2 (1-0-1) | 3 (1-2-0) | 2 (1-1-0) | 2 (0-1-1) | 2 (2-0-0) | 2 (0-2-0) |
| PATs (M/A) | 5/5 | 2/2 | 3/3 | 2/2 | 0/0 | 3/3 | 2/3 | 3/3 | 1/1 | 1/1 | 4/4 | 2/2 | 3/3 | 2/2 | 1/1 | 2/2 | 2/2 |
| 2PT Convs (M/A) | 0/1 | 0/1 | 0/0 | 0/0 | 0/0 | 0/0 | 0/0 | 0/0 | 0/0 | 1/1 | 0/0 | 0/0 | 0/0 | 0/0 | 0/1 | 0/0 | 0/0 |
| FGs (M/A) | 2/2 | 1/1 | 2/3 | 4/4 | 3/4 | 0/0 | 1/1 | 0/0 | 3/3 | 3/3 | 2/2 | 4/4 | 1/1 | 2/2 | 3/5 | 4/4 | 1/2 |
| Safeties | 0 | 0 | 0 | 0 | 0 | 0 | 0 | 0 | 0 | 0 | 0 | 0 | 0 | 0 | 0 | 0 | 0 |
| First Downs | 26 | 28 | 20 | 24 | 25 | 23 | 25 | 20 | 18 | 23 | 23 | 25 | 24 | 24 | 15 | 24 | 11 |
| Rushing | 11 | 5 | 5 | 6 | 10 | 9 | 6 | 8 | 5 | 15 | 13 | 12 | 10 | 16 | 6 | 16 | 4 |
| Passing | 13 | 20 | 13 | 17 | 14 | 13 | 15 | 11 | 10 | 7 | 9 | 9 | 12 | 7 | 8 | 6 | 7 |
| Penalty | 2 | 3 | 2 | 1 | 1 | 1 | 4 | 1 | 3 | 1 | 1 | 4 | 2 | 1 | 1 | 2 | 0 |
| 3rd Down Conv (M/A) | 6/14 | 7/16 | 8/16 | 8/17 | 4/16 | 12/17 | 5/12 | 6/12 | 4/12 | 8/16 | 8/13 | 7/15 | 5/12 | 9/16 | 4/14 | 3/13 | 5/15 |
| 3rd Down Conv Pct | 42.9% | 43.8% | 50% | 47% | 25% | 71% | 42% | 50% | 33% | 50% | 62% | 47% | 42% | 56% | 29% | 23% | 33% |
| 4th Down Conv (M/A) | 0/0 | 2/4 | 0/0 | 1/1 | 1/1 | 1/1 | 1/2 | 1/2 | 0/1 | 0/1 | 0/0 | 2/2 | 1/3 | 1/1 | 1/2 | 1/1 | 2/2 |
| 4th Down Conv Pct | 0% | 50% | 0% | 100% | 100% | 100% | 50% | 50% | 0% | 0% | 0% | 100% | 33% | 100% | 50% | 100% | 100% |
| Total Net Yards | 369 | 425 | 342 | 451 | 410 | 361 | 351 | 325 | 265 | 403 | 416 | 366 | 321 | 370 | 361 | 463 | 229 |
| Total Off. Plays | 74 | 81 | 70 | 74 | 84 | 72 | 64 | 64 | 56 | 75 | 69 | 77 | 68 | 74 | 60 | 73 | 59 |
| Avg. Gain Per Play | 5.0 | 5.2 | 4.9 | 6.1 | 4.9 | 5.0 | 5.5 | 5.1 | 4.7 | 5.4 | 6.0 | 4.8 | 4.7 | 5.0 | 6.0 | 6.3 | 3.9 |
| Net Yards Rushing | 117 | 66 | 77 | 96 | 116 | 123 | 77 | 101 | 61 | 267 | 242 | 207 | 194 | 242 | 159 | 296 | 90 |
| Total Rushing Plays | 34 | 22 | 28 | 30 | 25 | 35 | 23 | 18 | 16 | 53 | 43 | 49 | 40 | 49 | 35 | 47 | 23 |
| Avg. Gain Per Rush | 3.4 | 3.0 | 2.8 | 3.2 | 4.6 | 3.5 | 3.3 | 5.6 | 3.8 | 5.0 | 5.6 | 4.2 | 4.9 | 4.9 | 4.5 | 6.3 | 3.9 |
| Net Yards Passing | 252 | 359 | 265 | 355 | 294 | 238 | 274 | 224 | 204 | 136 | 174 | 159 | 127 | 128 | 202 | 167 | 139 |
| Times Sacked | 2 | 4 | 2 | 2 | 2 | 0 | 1 | 2 | 2 | 3 | 1 | 2 | 2 | 2 | 3 | 2 | 7 |
| Yards Lost on Sacks | 8 | 17 | 12 | 8 | 4 | 0 | 10 | 14 | 14 | 14 | 4 | 8 | 20 | 3 | 2 | 12 | 55 |
| Gross Yards Passing | 260 | 376 | 277 | 363 | 298 | 238 | 284 | 238 | 218 | 150 | 178 | 167 | 147 | 131 | 204 | 179 | 194 |
| Pass Attempts | 38 | 55 | 40 | 42 | 57 | 37 | 40 | 44 | 38 | 19 | 25 | 26 | 26 | 23 | 22 | 24 | 29 |
| Pass Completions | 26 | 32 | 25 | 28 | 29 | 25 | 24 | 26 | 24 | 13 | 14 | 15 | 13 | 14 | 12 | 14 | 14 |
| Completion Pct | 68.4% | 58.2% | 62.5% | 66.7% | 50.9% | 67.6% | 60.0% | 59.1% | 63.2% | 68.4% | 56.0% | 57.7% | 50.0% | 60.9% | 54.5% | 58.3% | 48.3% |
| Avg. Gain Per Pass | 6.3 | 6.1 | 6.3 | 8.1 | 5.0 | 6.4 | 6.7 | 4.9 | 5.1 | 6.2 | 6.7 | 5.7 | 4.5 | 5.1 | 8.1 | 6.4 | 3.9 |
| Interceptions | 0 | 2 | 0 | 0 | 1 | 1 | 0 | 2 | 0 | 1 | 2 | 0 | 0 | 0 | 0 | 0 | 1 |
| Fumbles / Fum. Lost | 4/1 | 2/1 | 1/0 | 1/1 | 2/1 | 0/0 | 0/0 | 1/1 | 1/0 | 1/0 | 1/0 | 4/1 | 1/1 | 2/2 | 2/1 | 2/1 | 4/2 |
| Penalties | 9 | 7 | 7 | 7 | 4 | 10 | 5 | 9 | 5 | 5 | 6 | 9 | 11 | 8 | 4 | 10 | 7 |
| Penalty Yards | 78 | 51 | 52 | 50 | 41 | 70 | 54 | 68 | 25 | 31 | 45 | 88 | 112 | 70 | 40 | 65 | 41 |
| Punts | 5 | 3 | 5 | 4 | 8 | 4 | 3 | 3 | 4 | 4 | 2 | 3 | 3 | 3 | 3 | 4 | 6 |
| Gross Punting Average | 51.4 | 56.3 | 39.4 | 43.8 | 45.8 | 43.8 | 45.7 | 51.0 | 47.3 | 39.3 | 47.0 | 47.3 | 52.7 | 42.3 | 50.0 | 49.0 | 44.7 |
| Touchbacks | 0 | 1 | 0 | 1 | 1 | 0 | 0 | 0 | 1 | 0 | 0 | 1 | 0 | 0 | 0 | 0 | 0 |
| Inside20 | 3 | 0 | 2 | 2 | 6 | 2 | 2 | 1 | 1 | 2 | 1 | 1 | 1 | 1 | 1 | 1 | 1 |
| Punts Blocked | 0 | 0 | 1 | 0 | 0 | 0 | 0 | 0 | 0 | 0 | 0 | 0 | 0 | 0 | 0 | 0 | 0 |
| Net Punting Average | 47.6 | 41.7 | 33.2 | 38.0 | 40.4 | 43.8 | 41.7 | 44.0 | 38.0 | 27.8 | 48.5 | 34.7 | 48.3 | 38.3 | 39.0 | 37.5 | 37.0 |
| Punt Returns | 6 | 1 | 3 | 1 | 5 | 4 | 1 | 1 | 2 | 2 | 4 | 1 | 1 | 1 | 2 | 0 | 0 |
| Punt Return Yards | 54 | -2 | 12 | 4 | 59 | 50 | 8 | 23 | 27 | 14 | 79 | 4 | 55 | 0 | 17 | 0 | 0 |
| Punt Return Avg. | 9.0 | -2.0 | 4.0 | 4.0 | 11.8 | 12.5 | 8.0 | 23.0 | 13.5 | 7.0 | 19.8 | 4.0 | 55.0 | 0.0 | 8.5 | 0.0 | 0.0 |
| Fair Catches | 1 | 3 | 0 | 4 | 2 | 2 | 0 | 0 | 2 | 3 | 1 | 3 | 1 | 1 | 3 | 3 | 0 |
| Kickoff Returns | 1 | 1 | 3 | 3 | 0 | 1 | 3 | 1 | 1 | 4 | 2 | 2 | 1 | 4 | 3 | 2 | 6 |
| Kickoff Return Yards | 24 | 32 | 78 | 57 | 0 | 20 | 50 | 39 | 31 | 67 | 59 | 36 | 30 | 92 | 55 | 37 | 106 |
| Kickoff Return Avg. | 24.0 | 32.0 | 26.0 | 19.0 | 0.0 | 20.0 | 16.7 | 39.0 | 31.0 | 16.8 | 29.5 | 18.0 | 30.0 | 23.0 | 18.3 | 18.5 | 17.7 |
| Time of Possession | 35:14 | 28:10 | 30:14 | 35:03 | 33:42 | 37:34 | 26:29 | 25:59 | 23:31 | 38:09 | 34:12 | 39:39 | 31:27 | 37:10 | 31:25 | 38:30 | 26:20 |

2018 GAME-BY-GAME DEFENSE

| DEFENSE | 9/9 | 9/13 | 9/23 | 9/30 | 10/7 | 10/14 | 10/21 | 10/28 | 11/4 | 11/18 | 11/25 | 12/2 | 12/9 | 12/16 | 12/22 | 12/30 | 1/6/19 |
|-----------------------|-----------|-----------|-----------|-----------|-----------|-----------|-----------|-----------|-----------|-----------|-----------|-----------|-----------|-----------|-----------|-----------|-----------|
| | Buf. | @Cin. | Den. | @Pit. | @Cle. | @Ten. | @NO | @Car. | Pit. | Cin. | Oak. | @Atl. | @KC | TB | @LAC | Cle. | WG@LAC |
| Points | 3 | 34 | 14 | 14 | 12 | 0 | 24 | 36 | 23 | 21 | 17 | 16 | 27 | 12 | 10 | 24 | 23 |
| 1st Qtr | 0 | 14 | 14 | 0 | 0 | 0 | 0 | 7 | 7 | 0 | 7 | 3 | 7 | 0 | 0 | 7 | 6 |
| 2nd Qtr | 0 | 14 | 0 | 14 | 6 | 0 | 7 | 17 | 7 | 7 | 3 | 7 | 10 | 9 | 3 | 0 | 6 |
| 3rd Qtr | 3 | 0 | 0 | 0 | 3 | 0 | 0 | 3 | 6 | 14 | 7 | 0 | 0 | 3 | 7 | 7 | 0 |
| 4th Qtr | 0 | 6 | 0 | 0 | 0 | 0 | 17 | 9 | 3 | 0 | 0 | 6 | 7 | 0 | 0 | 10 | 11 |
| Overtime | 0 | 0 | 0 | 0 | 3 | 0 | 0 | 0 | 0 | 0 | 0 | 0 | 3 | 0 | 0 | 0 | 0 |
| TDs (Ru-P-Ret) | 0 (0-0-0) | 4 (0-4-0) | 2 (2-0-0) | 1 (0-1-0) | 1 (0-1-0) | 0 (0-0-0) | 3 (1-2-0) | 4 (2-2-0) | 3 (1-2-0) | 3 (1-2-0) | 2 (1-1-0) | 2 (0-1-1) | 3 (1-2-0) | 1 (1-0-0) | 1 (1-0-0) | 3 (0-3-0) | 1 (1-0-0) |
| PATs (M/A) | 0-0 | 4-4 | 2-2 | 0-0 | 0-1 | 0-0 | 3-3 | 3-3 | 2-3 | 3-3 | 2-2 | 1-1 | 3-3 | 0-0 | 1-1 | 3-3 | 0-0 |
| 2PT Convs (M/A) | 0-0 | 0-0 | 0-0 | 1-1 | 0-0 | 0-0 | 0-0 | 0-1 | 0-0 | 0-0 | 0-0 | 0-1 | 0-0 | 0-1 | 0-0 | 0-0 | 1-1 |
| FGs (M/A) | 1-2 | 2-2 | 0-0 | 2-2 | 2-3 | 0-0 | 1-1 | 3-3 | 1-1 | 0-1 | 1-1 | 1-1 | 2-4 | 2-2 | 1-1 | 1-2 | 5-6 |
| Safeties | 0 | 0 | 0 | 0 | 0 | 0 | 0 | 0 | 0 | 0 | 0 | 0 | 0 | 0 | 0 | 0 | 0 |
| First Downs | 10 | 24 | 18 | 14 | 20 | 7 | 26 | 22 | 27 | 15 | 13 | 16 | 30 | 12 | 14 | 18 | 14 |
| Rushing | 3 | 6 | 8 | 1 | 6 | 1 | 12 | 7 | 8 | 4 | 4 | 5 | 8 | 6 | 2 | 1 | 3 |
| Passing | 5 | 14 | 8 | 12 | 13 | 5 | 12 | 14 | 18 | 10 | 9 | 6 | 18 | 4 | 10 | 16 | 8 |
| Penalty | 2 | 4 | 2 | 1 | 1 | 1 | 2 | 1 | 1 | 1 | 0 | 5 | 4 | 2 | 2 | 1 | 3 |
| 3rd Down Conv (M/A) | 2-15 | 5-13 | 6-14 | 2-12 | 6-19 | 1-10 | 6-14 | 6-12 | 10-16 | 6-14 | 3-13 | 2-9 | 6-16 | 3-10 | 4-13 | 4-11 | 6-17 |
| 3rd Down Conv Pct | 13% | 38% | 43% | 17% | 32% | 10% | 43% | 50% | 63% | 43% | 23% | 22% | 38% | 30% | 31% | 36% | 35% |
| 4th Down Conv (M/A) | 0-1 | 0-0 | 0-1 | 0-1 | 0-1 | 0-0 | 4-5 | 1-1 | 1-1 | 0-1 | 1-2 | 0-1 | 3-3 | 0-1 | 0-0 | 0-1 | 1-1 |
| 4th Down Conv Pct | 0 | 0 | 0 | 0 | 0% | 0 | 80% | 100% | 100% | 0% | 50% | 0% | 100% | 0% | 0% | 0% | 100% |
| Total Net Yards | 153 | 373 | 293 | 284 | 416 | 106 | 339 | 386 | 395 | 255 | 249 | 131 | 442 | 241 | 198 | 426 | 243 |
| Total Off. Plays | 61 | 70 | 61 | 59 | 76 | 40 | 70 | 63 | 76 | 54 | 56 | 45 | 83 | 47 | 57 | 56 | 66 |
| Avg. Gain Per Play | 2.5 | 5.3 | 4.8 | 4.8 | 5.5 | 2.7 | 4.8 | 6.1 | 5.2 | 4.7 | 4.4 | 2.9 | 5.3 | 5.1 | 3.5 | 7.6 | 3.7 |
| Net Yards Rushing | 83 | 108 | 120 | 19 | 112 | 55 | 134 | 154 | 113 | 48 | 67 | 34 | 94 | 85 | 51 | 50 | 89 |
| Total Rushing Plays | 22 | 28 | 24 | 11 | 28 | 14 | 39 | 33 | 27 | 16 | 19 | 15 | 27 | 21 | 16 | 14 | 33 |
| Avg. Gain Per Rush | 3.8 | 3.9 | 5.0 | 1.7 | 4.0 | 3.9 | 3.4 | 4.7 | 4.2 | 3.0 | 3.5 | 2.3 | 3.5 | 4.0 | 3.2 | 3.6 | 2.7 |
| Net Yards Passing | 70 | 265 | 173 | 265 | 304 | 51 | 205 | 232 | 282 | 207 | 182 | 97 | 348 | 156 | 147 | 376 | 154 |
| Times Sacked | 6 | 0 | 3 | 1 | 5 | 11 | 1 | 0 | 1 | 1 | 3 | 3 | 3 | 1 | 4 | 0 | 1 |
| Yards Lost on Sacks | 28 | 0 | 19 | 9 | 38 | 66 | 7 | 0 | 10 | 4 | 12 | 34 | 29 | 1 | 34 | 0 | 6 |
| Gross Yards Passing | 98 | 265 | 192 | 274 | 342 | 117 | 212 | 232 | 292 | 211 | 194 | 131 | 377 | 157 | 181 | 376 | 160 |
| Pass Attempts | 33 | 42 | 34 | 47 | 43 | 15 | 30 | 30 | 48 | 37 | 34 | 27 | 53 | 25 | 37 | 42 | 32 |
| Pass Completions | 11 | 24 | 22 | 27 | 25 | 10 | 22 | 22 | 29 | 19 | 16 | 16 | 35 | 13 | 23 | 23 | 22 |
| Completion Pct | 33.3% | 57.1% | 64.7% | 57.5% | 58.1% | 66.7% | 73.3% | 73.3% | 60.4% | 51.4% | 47.1% | 59.3% | 66.0% | 52.0% | 62.2% | 54.8% | 68.8% |
| Avg. Gain Per Pass | 1.8 | 6.3 | 4.7 | 5.5 | 6.3 | 2.0 | 6.6 | 7.7 | 5.8 | 5.4 | 4.9 | 3.2 | 6.2 | 6.0 | 3.6 | 9.0 | 4.7 |
| Interceptions | 2 | 0 | 1 | 1 | 1 | 0 | 0 | 0 | 0 | 0 | 0 | 0 | 1 | 1 | 2 | 3 | 0 |
| Fumbles / Fum. Lost | 1-0 | 1-0 | 1-0 | 1-1 | 1-0 | 1-0 | 1-1 | 1-0 | 0-0 | 0-0 | 1-1 | 2-1 | 1-0 | 0-0 | 2-1 | 0-0 | 1-1 |
| Penalties | 10 | 9 | 13 | 5 | 10 | 4 | 6 | 4 | 8 | 7 | 4 | 8 | 7 | 6 | 8 | 4 | 5 |
| Penalty Yards | 100 | 92 | 120 | 40 | 66 | 35 | 52 | 30 | 103 | 58 | 24 | 82 | 53 | 58 | 69 | 35 | 35 |
| Punts | 8 | 6 | 7 | 5 | 9 | 9 | 2 | 3 | 4 | 6 | 6 | 5 | 3 | 4 | 7 | 4 | 5 |
| Gross Punting Average | 49.6 | 40.2 | 41.0 | 41.2 | 50.2 | 41.7 | 44.0 | 45.7 | 37.5 | 41.8 | 44.7 | 50.4 | 37.0 | 40.8 | 41.6 | 45.0 | 35.4 |
| Touchbacks | 0 | 0 | 0 | 0 | 1 | 0 | 0 | 0 | 0 | 0 | 0 | 1 | 0 | 1 | 0 | 1 | 1 |
| Inside20 | 3 | 4 | 3 | 1 | 3 | 3 | 0 | 2 | 1 | 1 | 1 | 3 | 2 | 1 | 2 | 0 | 0 |
| Punts Blocked | 0 | 0 | 0 | 0 | 0 | 0 | 0 | 0 | 0 | 0 | 0 | 0 | 0 | 0 | 0 | 0 | 0 |
| Net Punting Average | 42.9 | 40.5 | 39.3 | 40.4 | 41.4 | 36.1 | 40.0 | 38.0 | 30.8 | 39.5 | 31.5 | 45.6 | 18.7 | 35.8 | 39.1 | 40.0 | 31.4 |
| Punt Returns | 3 | 2 | 3 | 1 | 3 | 1 | 1 | 2 | 3 | 2 | 1 | 1 | 2 | 1 | 2 | 3 | 4 |
| Punt Return Yards | 19 | 24 | 31 | 3 | 23 | 0 | 12 | 21 | 17 | 46 | -3 | 18 | 13 | 12 | 33 | 46 | 46 |
| Punt Return Avg. | 6.3 | 12.0 | 10.3 | 3.0 | 7.7 | 0.0 | 12.0 | 10.5 | 5.7 | 23.0 | -3.0 | 18.0 | 6.5 | 12.0 | 16.5 | 15.3 | 11.5 |
| Fair Catches | 0 | 0 | 0 | 1 | 3 | 0 | 1 | 0 | 0 | 2 | 0 | 1 | 0 | 0 | 1 | 0 | 1 |
| Kickoff Returns | 5 | 3 | 2 | 4 | 0 | 1 | 1 | 1 | 1 | 2 | 2 | 2 | 0 | 4 | 2 | 4 | 2 |
| Kickoff Return Yards | 165 | 56 | 41 | 80 | 0 | 20 | 16 | 14 | 31 | 35 | 44 | 0 | 0 | 90 | 45 | 108 | 78 |
| Kickoff Return Avg. | 33.0 | 18.7 | 20.5 | 20.0 | 0 | 20.0 | 16.0 | 14.0 | 31.0 | 17.5 | 22.0 | 0.0 | 0.0 | 22.5 | 22.5 | 27.0 | 39.0 |
| Time of Possession | 24:46 | 31:50 | 29:46 | 24:57 | 36:16 | 22:26 | 33:31 | 34:01 | 36:29 | 21:51 | 25:48 | 20:21 | 37:00 | 22:50 | 28:35 | 21:30 | 33:40 |



GAME 1: RAVENS 47, BILLS 3

Baltimore (1-0) · Buffalo (0-1)

Sunday, September 9, 2018 · 1:02 PM ET · M&T Bank Stadium · Baltimore

Weather: 61°, Rain, Wind ENE 12 mph · Attendance: 70,591 · Time: 3:21



The Ravens dominated the Buffalo Bills in the season opener, winning 47-3 at M&T Bank Stadium. QB Joe Flacco threw 3 touchdown passes to his three new Baltimore receivers: John Brown (7 yards in the 1st quarter), Michael Crabtree (12 yards in the 2nd) and Willie Snead IV (13 yards in the 3rd). Under first-year defensive coordinator Don Martindale, the Ravens controlled the first half, limiting the Bills to just 33 yards and 0 first downs, helping Baltimore build a 26-0 lead. The Ravens opened the season with a 10-play, 80-yard drive that ended with RB Alex Collins' 8-yard touchdown run. Brown's TD made the score 14-0 at the end of the initial quarter. After 2 K Justin Tucker field goals (41 and 39 yards), Crabtree's TD concluded the first-half scoring. Two Buffalo miscues ignited a couple more Ravens' TDs in the third quarter. After the Bills muffed a punt that the Ravens recovered at the Buffalo 14-yard line, Flacco fired a bullet to Snead IV for a 13-yard score. CB Brandon Carr then intercepted Bills QB Nathan Peterman on the following series and raced 32 yards to the Bills' 1-yard line. RB Javorius Allen then blasted into the end zone to make the score 40-0. A K Stephen Hauschka 35-yard FG in the third period gave the Bills their only score of the game. The Ravens added a final TD in the fourth when RB Kenneth Dixon powered 2 yards for a TD with 3:52 left in the contest. Flacco, who completed passes to 9 receivers, was 25-of-34 for 236 yards and 3 TDs, earning a 121.7 QB rating. The Ravens' defense limited the Bills to just 153 yards, producing 6 sacks, including 2 by CB Tavon Young. Along with Carr, S Tony Jefferson also grabbed an INT, leading to a Tucker FG. Peterman, who was replaced in the third quarter, was 5-of-18 for 24 yards. The Ravens' 44-point margin of victory was the third largest in team history. Also, for just the second time in franchise history, the Ravens produced 3 rushing and 3 receiving TDs in a game (11/11/12 vs. Oakland).

BUFFALO BILLS (Head Coach: Sean McDermott)

OFFENSE

| | | |
|----|----|-------------|
| WR | 13 | K. Benjamin |
| LT | 73 | D. Dawkins |
| LG | 62 | V. Ducasse |
| C | 72 | R. Groy |
| RG | 76 | J. Miller |
| RT | 79 | J. Mills |
| TE | 85 | C. Clay |
| QB | 2 | N. Peterman |
| RB | 25 | L. McCoy |
| WR | 10 | J. Kerley |
| WR | 11 | Z. Jones |

DEFENSE

| | | |
|-----|----|--------------|
| DE | 96 | S. Lawson |
| LDT | 95 | K. Williams |
| RDT | 98 | S. Lotulelei |
| RDE | 55 | J. Hughes |
| SLB | 57 | L. Alexander |
| MLB | 49 | T. Edmunds |
| WLB | 58 | M. Milano |
| LCB | 27 | T. White |
| RCB | 28 | P. Gaines |
| SS | 23 | M. Hyde |
| FS | 21 | J. Poyer |

BALTIMORE RAVENS (Head Coach: John Harbaugh)

OFFENSE

| | | |
|----|----|-------------|
| WR | 15 | M. Crabtree |
| WR | 13 | J. Brown |
| LT | 79 | R. Stanley |
| LG | 72 | A. Lewis |
| C | 68 | M. Skura |
| RG | 73 | M. Yanda |
| RT | 74 | J. Hurst |
| TE | 87 | M. Williams |
| TE | 86 | N. Boyle |
| QB | 5 | J. Flacco |
| RB | 34 | A. Collins |

DEFENSE

| | | |
|------|----|--------------|
| DE | 96 | B. Urban |
| NT | 98 | B. Williams |
| RUSH | 55 | T. Suggs |
| MLB | 57 | C. Mosley |
| WLB | 48 | P. Onwuasor |
| SLB | 90 | Z. Smith |
| CB | 25 | T. Young |
| LCB | 24 | B. Carr |
| SS | 23 | T. Jefferson |
| FS | 32 | E. Weddle |
| RCB | 29 | M. Humphrey |

GAME SUMMARY

| | 1 | 2 | 3 | 4 | OT | TOTAL |
|-----------|----|----|----|---|----|-------|
| BUFFALO | 0 | 0 | 3 | 0 | 0 | 3 |
| BALTIMORE | 14 | 12 | 14 | 7 | 0 | 47 |

FIELD GOALS (MADE) & MISSED

| |
|------------------------|
| S. Hauschka 52 SH (35) |
| J. Tucker (41, 39) |

| TEAM | QTR | TIME | PLAY DESCRIPTION (extra point) | DRIVE | SCORE |
|--------|-----|-------|---|--------------|-------|
| Ravens | 1 | 8:42 | A. Collins 8 yd. run (J. Tucker kick) | 10-80, 6:18 | 0-7 |
| Ravens | 1 | 1:32 | J. Brown 7 yd. pass from J. Flacco (J. Tucker kick) | 10-66, 3:59 | 0-14 |
| Ravens | 1 | 13:14 | J. Tucker 41 yd. Field Goal | 4-(-3), 0:49 | 0-17 |
| Ravens | 2 | 4:16 | J. Tucker 39 yd. Field Goal | 4-8, 1:22 | 0-20 |
| Ravens | 2 | 0:13 | M. Crabtree 12 yd. pass from J. Flacco (pass failed) | 9-85, 2:35 | 0-26 |
| Ravens | 3 | 12:28 | W. Snead IV 13 yd. pass from J. Flacco (J. Tucker kick) | 3-14, 1:20 | 0-33 |
| Ravens | 3 | 11:22 | J. Allen 1 yd. run (J. Tucker kick) | 1-1, 0:04 | 0-40 |
| Bills | 3 | 2:38 | S. Hauschka 35 yd. Field Goal | 12-46, 5:31 | 3-40 |
| Ravens | 4 | 3:52 | K. Dixon 2 yd. run (J. Tucker kick) | 13-89, 8:03 | 3-47 |

OFFICIALS – Referee: Shawn Hochuli (83), Umpire: Roy Ellison (81), Down Judge: Ed Camp (134), Line Judge: Greg Bradley (98), Side Judge: Chad Hill (125), Field Judge: Tom Hill (97), Back Judge: Rich Martinez (39)

TEAM STATISTICS

| | BILLS | RAVENS |
|-------------------------------|------------|--------------|
| First Downs | 10 (3-5-2) | 26 (11-13-2) |
| Third Downs | 2-15 (13%) | 6-14 (43%) |
| Fourth Downs | 0-1 (0%) | 0-0 (0%) |
| Total Net Yards | 153 | 369 |
| Plays – Average | 61-2.5 | 74-5.0 |
| Net Yds Rushing | 83 | 117 |
| Rushes – Average | 22-3.8 | 34-3.4 |
| Net Yards Passing | 70 | 252 |
| Att. – Yds Lost – Gross Pass. | 6-28-98 | 2-8-260 |
| Passes Att. – Comp. – INT | 33-11-2 | 38-26-0 |
| Red Zone | 0-1 (0%) | 6-6 (100%) |
| Goal-to-Go | 0-1 (0%) | 5-5 (100%) |
| Punts – Average | 8-49.6 | 5-51.4 |
| Penalties – Yards | 10-100 | 9-78 |
| Fumbles – Lost | 1-0 | 4-1 |
| Time of Possession | 24:46 | 35:14 |

INDIVIDUAL STATISTICS

| BILLS | | | | | | | | | | | RAVENS | | | | | | | | | | | | |
|--|-----------|-----------|------------|-------------|----------|--------------|-----------|-------------|--------------|-----------|-----------------|---|------------|----------|-----------|----------|--------------|--|--|--|--|--|--|
| RUSHING | | | | | | | | | | | RUSHING | | | | | | | | | | | | |
| | ATT | YDS | AVG | LG | TD | | ATT | YDS | AVG | LG | TD | | | | | | | | | | | | |
| M. Murphy | 6 | 31 | 5.2 | 9 | 0 | K. Dixon | 13 | 44 | 3.4 | 15 | 1 | | | | | | | | | | | | |
| J. Allen | 4 | 26 | 6.5 | 14 | 0 | L. Jackson | 7 | 39 | 5.6 | 16 | 0 | | | | | | | | | | | | |
| L. McCoy | 7 | 22 | 3.1 | 12 | 0 | J. Allen | 4 | 17 | 4.3 | 8 | 1 | | | | | | | | | | | | |
| C. Ivory | 3 | 3 | 1.0 | 3 | 0 | A. Collins | 7 | 13 | 1.9 | 8 | 1 | | | | | | | | | | | | |
| N. Peterman | 1 | 1 | 1.0 | 1 | 0 | J. Flacco | 2 | 3 | 1.5 | 3 | 0 | | | | | | | | | | | | |
| C. Bojorquez | 1 | 0 | 0.0 | 0 | 0 | J. Brown | 1 | 1 | 1.0 | 1 | 0 | | | | | | | | | | | | |
| Total | 22 | 83 | 3.8 | 14 | 0 | Total | 34 | 117 | 3.4 | 16 | 3 | | | | | | | | | | | | |
| PASSING | | | | | | | | | | | PASSING | | | | | | | | | | | | |
| | ATT | CMP | YDS | SK/YD | TD | LG | IN | RT | | ATT | CMP | YDS | SK/YD | TD | LG | IN | RT | | | | | | |
| N. Peterman | 18 | 5 | 24 | 3/12 | 0 | 10 | 2 | 0.0 | J. Flacco | 34 | 25 | 236 | 1/0 | 3 | 29 | 0 | 121.7 | | | | | | |
| J. Allen | 15 | 6 | 74 | 3/16 | 0 | 24 | 0 | 56.0 | L. Jackson | 4 | 1 | 24 | 1/8 | 0 | 24 | 0 | 52.1 | | | | | | |
| Total | 33 | 11 | 98 | 6/28 | 0 | 24 | 2 | 17.1 | Total | 38 | 26 | 260 | 2/8 | 3 | 29 | 0 | 113.9 | | | | | | |
| RECEIVING | | | | | | | | | | | RECEIVING | | | | | | | | | | | | |
| | REC | YDS | AVG | LG | TD | | REC | YDS | AVG | LG | TD | | | | | | | | | | | | |
| Z. Jones | 3 | 26 | 8.7 | 14 | 0 | J. Allen | 5 | 15 | 3.0 | 11 | 0 | | | | | | | | | | | | |
| J. Croom | 2 | 18 | 9.0 | 10 | 0 | W. Snead IV | 4 | 49 | 12.3 | 20 | 1 | | | | | | | | | | | | |
| J. Kerley | 2 | 7 | 3.5 | 4 | 0 | J. Brown | 3 | 44 | 14.7 | 29 | 1 | | | | | | | | | | | | |
| L. Thomas | 1 | 24 | 24.0 | 24 | 0 | N. Boyle | 3 | 40 | 13.3 | 25 | 0 | | | | | | | | | | | | |
| A. Holmes | 1 | 14 | 14.0 | 14 | 0 | M. Crabtree | 3 | 38 | 12.7 | 20 | 1 | | | | | | | | | | | | |
| K. Benjamin | 1 | 10 | 10.0 | 10 | 0 | M. Williams | 3 | 32 | 10.7 | 24 | 0 | | | | | | | | | | | | |
| L. McCoy | 1 | -1 | -1.0 | -1 | 0 | M. Andrews | 3 | 31 | 10.3 | 12 | 0 | | | | | | | | | | | | |
| Total | 11 | 98 | 8.9 | 24 | 0 | Total | 26 | 260 | 10.0 | 29 | 3 | | | | | | | | | | | | |
| INTERCEPTIONS | | | | | | | | | | | INTERCEPTIONS | | | | | | | | | | | | |
| | NO | YDS | AVG | LG | TD | | NO | YDS | AVG | LG | TD | | | | | | | | | | | | |
| None | 0 | 0 | 0.0 | 0 | 0 | B. Carr | 1 | 32 | 32.0 | 32 | 0 | | | | | | | | | | | | |
| Total | 0 | 0 | 0.0 | 0 | 0 | T. Jefferson | 1 | 15 | 15.0 | 15 | 0 | | | | | | | | | | | | |
| Total | 0 | 0 | 0.0 | 0 | 0 | Total | 2 | 47 | 23.5 | 32 | 0 | | | | | | | | | | | | |
| SACKS | | | | | | | | | | | SACKS | | | | | | | | | | | | |
| T. Edmunds 1-0, T. Murphy .5-4, K. Williams .5-4 | | | | | | | | | | | | T. Young 2-7, T. Williams 1-12, T. Suggs 1-5, Z. Smith 1-4, K. Young 1-0 | | | | | | | | | | | |
| TACKLES (TOP 3) | | | | | | | | | | | TACKLES (TOP 3) | | | | | | | | | | | | |
| M. Milano 8 (7 solo), J. Poyer 8 (4 solo), R. Bush 7 (4 solo), T. Edmunds 7 (3 solo) | | | | | | | | | | | | Z. Smith 5 (4 solo), C. Mosley 5 (4 solo), K. Young 4 (4 solo), T. Jefferson 4 (2 solo) | | | | | | | | | | | |



GAME 2: BENGALS 34, RAVENS 23

Baltimore (1-1) • Cincinnati (2-0)

Thursday, September 13, 2018 • 8:22 PM ET • Paul Brown Stadium • Cincinnati
 Weather: 82°, Clear, Wind N 3 mph • Attendance: 50,018 • Time: 3:26



After trailing 21-0 and 28-7 in the first half, the Ravens battled back within 5 points (28-23) in the fourth quarter, but could not complete the comeback, dropping a 34-23 decision at Cincinnati on Thursday Night Football. QB Joe Flacco turned the ball over 3 times, with his first interception leading to a 7-0 Bengals' lead. Rookie S Jessie Bates stole a Flacco pass and returned it to the Ravens' 16-yard line. Four plays later, QB Andy Dalton found WR A.J. Green for a 4-yard touchdown. That same Dalton-to-Green scoring combination gave the Bengals a 21-0, second-quarter advantage. The second score was a Dalton 32-yard strike to the exceptional receiver, while the third came on a 7-yard Green catch. The Ravens battled back to make it 21-7 with a RB Javorius Allen 1-yard TD run before Dalton completed his fourth TD pass of the first half, hitting WR Tyler Boyd with a 14-yard TD toss. Baltimore rebounded with a 1-yard Flacco-to-TE Mark Andrews TD, bringing the score to 28-14 at the half. Baltimore K Justin Tucker's 55-yard field goal got the Ravens within 11 (28-17) after three quarters. When Flacco hit WR John Brown for a 32-yard TD with 9:35 left in the game – making the score 28-23 – the Ravens were back in the contest. However, 2 K Randy Bullock FGs (28 and 40 yards), one following a Flacco fumble at the Ravens' 29, secured the victory for the Bengals. Dalton was 24-of-42 for 265 yards with 4 TDs, and he was not sacked. Boyd caught 6 passes for 91 yards, and Green grabbed 5 Dalton missives for 69 and 3 TDs. RB Joe Mixon rushed 21 times for 84 yards. Flacco was 32-of-55 for 376 yards, with 2 TDs and 2 INTs, while being sacked 4 times. WR Michael Crabtree (56 yards), WR Willie Snead IV (54) and Allen (36) each caught 5 passes, while Brown posted a game-high 92 receiving yards on 4 catches.

BALTIMORE RAVENS (Head Coach: John Harbaugh)

| OFFENSE | | DEFENSE | |
|---------|-------------|---------|--------------|
| WR 15 | M. Crabtree | DT 93 | C. Wormley |
| WR 13 | J. Brown | NT 98 | B. Williams |
| LT 79 | R. Stanley | DE 96 | B. Urban |
| LG 72 | A. Lewis | RUSH 55 | T. Suggs |
| C 68 | M. Skura | MLB 57 | C. Mosley |
| RG 73 | M. Yanda | WLB 48 | P. Onwuasor |
| RT 74 | J. Hurst | SLB 99 | M. Judon |
| TE 89 | M. Andrews | LCB 24 | B. Carr |
| WR 83 | W. Snead IV | SS 23 | T. Jefferson |
| QB 5 | J. Flacco | FS 32 | E. Weddle |
| RB 34 | A. Collins | RCB 29 | M. Humphrey |

CINCINNATI BENGALS (Head Coach: Marvin Lewis)

| OFFENSE | | DEFENSE | |
|---------|-------------|---------|----------------|
| WR 18 | A. Green | DE 96 | C. Dunlap |
| LT 77 | C. Glenn | NT 99 | A. Billings |
| LG 65 | C. Boling | DT 97 | G. Atkins |
| C 53 | B. Price | RDE 90 | M. Johnson |
| RG 62 | Al. Redmond | LB 59 | N. Vigil |
| RT 68 | B. Hart | LB 56 | H. Nickerson |
| TE 81 | T. Kroft | NKL 21 | D. Dennard |
| TE 87 | C. Uzomah | LCB 27 | D. Kirkpatrick |
| WR 83 | T. Boyd | RCB 22 | W. Jackson |
| QB 14 | A. Dalton | SS 36 | S. Williams |
| HB 28 | J. Mixon | FS 30 | J. Bates |

GAME SUMMARY

| | 1 | 2 | 3 | 4 | OT | TOTAL | FIELD GOALS (MADE) & MISSED |
|------------|----|----|---|---|----|-------|-----------------------------|
| BALTIMORE | 0 | 14 | 3 | 6 | 0 | 23 | R. Bullock (28, 40) |
| CINCINNATI | 14 | 14 | 0 | 6 | 0 | 34 | J. Tucker (55) |

| TEAM | QTR | TIME | PLAY DESCRIPTION (extra point) | DRIVE | SCORE |
|---------|-----|-------|---|-------------|-------|
| Bengals | 1 | 10:35 | A. Green 4 yd. pass from A. Dalton (R. Bullock kick) | 4-16, 1:38 | 0-7 |
| Bengals | 1 | 6:26 | A. Green 32 yd. pass from A. Dalton (R. Bullock kick) | 5-80, 1:44 | 0-14 |
| Bengals | 2 | 13:02 | A. Green 7 yd. pass from A. Dalton (R. Bullock kick) | 12-72, 5:53 | 0-21 |
| Ravens | 2 | 8:20 | J. Allen 1 yd. run (J. Tucker kick) | 10-75, 4:42 | 7-21 |
| Bengals | 2 | 2:58 | T. Boyd 14 yd. pass from A. Dalton (R. Bullock kick) | 12-78, 5:22 | 7-28 |
| Ravens | 2 | 0:08 | M. Andrews 1 yd. pass from J. Flacco (J. Tucker kick) | 7-81, 0:54 | 14-28 |
| Ravens | 3 | 12:30 | J. Tucker 55 yd. Field Goal | 5-28, 1:06 | 17-28 |
| Ravens | 4 | 9:35 | J. Brown 21 yd. pass from J. Flacco (pass failed) | 12-87, 5:15 | 23-28 |
| Bengals | 4 | 2:59 | R. Bullock 28 yd. Field Goal | 10-65, 6:36 | 23-31 |
| Bengals | 4 | 2:25 | R. Bullock 40 yd. Field Goal | 4-7, 0:17 | 23-34 |

OFFICIALS – Referee: Walt Anderson (66), Umpire: Carl Paganelli (124), Down Judge: Tom Stephan (68), Line Judge: Byron Boston (18), Side Judge: Rick Patterson (15), Field Judge: Terry Brown (43), Back Judge: Lee Dyer (27)

TEAM STATISTICS

| | RAVENS | BENGALS |
|-------------------------------|-------------|-------------|
| First Downs | 28 (5-20-3) | 24 (6-14-4) |
| Third Downs | 7-16 (44%) | 5-13 (38%) |
| Fourth Downs | 2-4 (50%) | 0-0 (0%) |
| Total Net Yards | 425 | 373 |
| Plays – Average | 81-5.2 | 70-5.3 |
| Net Yds Rushing | 66 | 108 |
| Rushes – Average | 22-3.0 | 28-3.9 |
| Net Yards Passing | 359 | 265 |
| Att. – Yds Lost – Gross Pass. | 4-17-376 | 0-0-265 |
| Passes Att. – Comp. – INT | 55-32-2 | 42-24-0 |
| Red Zone | 3-3 (100%) | 3-4 (75%) |
| Goal-to-Go | 2-2 (100%) | 3-3 (100%) |
| Punts – Average | 3-56.3 | 6-40.2 |
| Penalties – Yards | 7-51 | 9-92 |
| Fumbles – Lost | 2-1 | 1-0 |
| Time of Possession | 28:10 | 31:50 |

INDIVIDUAL STATISTICS

| RAVENS | | | | | | | | | | | BENGALS | | | | | | | | | | |
|--|-----------|------------|-------------|-------------|----------|---|-----------|-------------|--------------|-----------|------------------------|------------|------------|----------|-----------|----------|--------------|--|--|--|--|
| RUSHING | | | | | | | | | | | RUSHING | | | | | | | | | | |
| A. Collins | 9 | 35 | 3.9 | 14 | 0 | J. Mixon | 21 | 84 | 4.0 | 21 | 0 | | | | | | | | | | |
| J. Allen | 6 | 8 | 1.3 | 6 | 1 | G. Bernard | 6 | 27 | 4.5 | 11 | 0 | | | | | | | | | | |
| J. Flacco | 3 | 8 | 2.7 | 3 | 0 | J. Ross | 1 | -3 | -3.0 | -3 | 0 | | | | | | | | | | |
| M. Williams | 1 | 7 | 7.0 | 7 | 0 | | | | | | | | | | | | | | | | |
| L. Jackson | 2 | 6 | 3.0 | 5 | 0 | | | | | | | | | | | | | | | | |
| C. Moore | 1 | 2 | 2.0 | 2 | 0 | | | | | | | | | | | | | | | | |
| Total | 22 | 66 | 3.0 | 14 | 1 | Total | 28 | 108 | 3.9 | 21 | 0 | | | | | | | | | | |
| PASSING | | | | | | | | | | | PASSING | | | | | | | | | | |
| J. Flacco | 55 | 32 | 376 | 4/17 | 2 | 45 | 2 | 76.0 | A. Dalton | 42 | 24 | 265 | 0/0 | 4 | 32 | 0 | 107.7 | | | | |
| Total | 55 | 32 | 376 | 4/17 | 2 | 45 | 2 | 76.0 | Total | 42 | 24 | 265 | 0/0 | 4 | 32 | 0 | 107.7 | | | | |
| RECEIVING | | | | | | | | | | | RECEIVING | | | | | | | | | | |
| M. Crabtree | 5 | 56 | 11.2 | 17 | 0 | T. Boyd | 6 | 91 | 15.2 | 27 | 1 | | | | | | | | | | |
| W. Snead IV | 5 | 54 | 10.8 | 19 | 0 | A. Green | 5 | 69 | 13.8 | 32 | 3 | | | | | | | | | | |
| J. Allen | 5 | 36 | 7.2 | 16 | 0 | G. Bernard | 4 | 15 | 3.8 | 8 | 0 | | | | | | | | | | |
| J. Brown | 4 | 92 | 23.0 | 45 | 1 | C. Uzomah | 3 | 45 | 15.0 | 29 | 0 | | | | | | | | | | |
| A. Collins | 3 | 55 | 18.3 | 24 | 0 | T. Eifer | 2 | 23 | 11.5 | 16 | 0 | | | | | | | | | | |
| M. Williams | 3 | 31 | 10.3 | 25 | 0 | T. Kroft | 2 | 11 | 5.5 | 6 | 0 | | | | | | | | | | |
| M. Andrews | 3 | 17 | 5.7 | 11 | 1 | J. Ross | 1 | 8 | 8.0 | 8 | 0 | | | | | | | | | | |
| N. Boyle | 2 | 26 | 13.0 | 17 | 0 | J. Mixon | 1 | 3 | 3.0 | 3 | 0 | | | | | | | | | | |
| C. Moore | 2 | 9 | 4.5 | 5 | 0 | | | | | | | | | | | | | | | | |
| Total | 32 | 376 | 11.8 | 45 | 2 | Total | 24 | 265 | 11.0 | 32 | 4 | | | | | | | | | | |
| INTERCEPTIONS | | | | | | | | | | | INTERCEPTIONS | | | | | | | | | | |
| None | | | | | | J. Bates | 1 | 21 | 21.0 | 21 | 0 | | | | | | | | | | |
| | | | | | | S. Williams | 1 | 1 | 1.0 | 1 | 0 | | | | | | | | | | |
| Total | 0 | 0 | 0.0 | 0 | 0 | Total | 2 | 22 | 11.0 | 21 | 0 | | | | | | | | | | |
| SACKS | | | | | | | | | | | SACKS | | | | | | | | | | |
| None | | | | | | G. Atkins 2-6, S. Hubbard 1-11, S. Williams 1-0 | | | | | | | | | | | | | | | |
| TACKLES (TOP 3) | | | | | | | | | | | TACKLES (TOP 3) | | | | | | | | | | |
| T. Jefferson 9 (6 solo), P. Onwuasor 8 (3 solo), Three tied with 7 | | | | | | N. Vigil 9 (6 solo), S. Williams 8 (6 solo), D. Dennard 8 (6 solo), H. Nickerson 8 (5 solo) | | | | | | | | | | | | | | | |



GAME 3: RAVENS 27, BRONCOS 14

Baltimore (2-1) · Denver (2-1)



Sunday, September 23, 2018 • 1:02 PM ET • M&T Bank Stadium • Baltimore
 Weather: 61°, Light Rain, Wind NNE 5 mph • Attendance: 70,156 • Time: 3:10

The Ravens scored 20 unanswered points, beating the previously unbeaten Broncos, 27-14, at M&T Bank Stadium. Baltimore twice overcame 7-point Denver leads (7-0 and 14-7) to improve to 2-1 and a share of first place in the AFC North. Broncos RB Royce Freeman opened the scoring with a 6-yard touchdown run after LB Joseph Jones blocked P Sam Koch's punt at the 6 on the game's opening series. The Ravens responded immediately with a 5-play, 48-yard TD drive that ended with RB Alex Collins rumbling 6 yards for a TD. The Broncos took the lead again on the next series, ending with a 35-yard end-around TD scamper by WR Emmanuel Sanders. That gave Denver a 14-7 lead after the first quarter. The Ravens' defense then shut out the Broncos the remainder of the game, including two fourth-quarter stops inside Baltimore's 15-yard line. K Justin Tucker clobbered two 52-yard field goals in the second quarter. That set an NFL record for multiple 50-yard-plus FGs in the same game (6) and continued his streak of FGs made over 50 yards to eight straight. Tucker's kicks bracketed a spectacular 12-yard TD catch and run by RB Javorius Allen, helping the Ravens to a 20-14 halftime lead. Allen's 1-yard TD run in the third quarter completed the game's scoring. QB Joe Flacco was outstanding, completing 25 of 40 passes for 277 yards, 1 TD and 0 INTs. Flacco found eight different teammates for catches, with WR Michael Crabtree leading the way with 7 for 61. WR John Brown grabbed 5 for 86, while WR Willie Snead IV had 3 for 39. Collins added 68 rushing yards on 18 carries. Through the season's first three games, the Ravens have scored touchdowns on all 12 of their red zone penetrations. Broncos QB Case Keenum was 22-of-34 for only 192 yards, and he was sacked 3 times, 1.5 by OLB Terrell Suggs. The Ravens improved to 17-2 at home in the month of September during the John Harbaugh Era (since 2008). The victory added more joy to Harbaugh's 56th birthday.

DENVER BRONCOS (Head Coach: Vance Joseph)

| OFFENSE | | DEFENSE | |
|---------|-------------|---------|------------|
| WR 10 | E. Sanders | DE 95 | D. Wolfe |
| LT 72 | G. Bolles | NT 94 | D. Peko |
| LG 65 | R. Leary | DE 99 | A. Gotsis |
| C 61 | M. Paradis | SLB 55 | B. Chubb |
| RG 60 | C. McGovern | WLB 58 | V. Miller |
| RT 66 | J. Veldheer | ILB 51 | T. Davis |
| TE 82 | J. Heuerman | ILB 47 | J. Jewell |
| TE 80 | J. Butt | RCB 25 | C. Harris |
| WR 88 | De. Thomas | LCB 29 | B. Roby |
| RB 28 | R. Freeman | SS 26 | D. Stewart |
| QB 4 | C. Keenum | FS 31 | J. Simmons |

BALTIMORE RAVENS (Head Coach: John Harbaugh)

| OFFENSE | | DEFENSE | |
|---------|-------------|---------|--------------|
| WR 15 | M. Crabtree | DT 93 | C. Wormley |
| WR 13 | J. Brown | NT 98 | B. Williams |
| LT 79 | R. Stanley | DE 96 | B. Urban |
| LG 72 | A. Lewis | RUSH 55 | T. Suggs |
| C 68 | M. Skura | MLB 40 | K. Young |
| RG 73 | M. Yanda | WLB 50 | A. McClellan |
| RT 74 | J. Hurst | SAM 99 | M. Judon |
| TE 87 | M. Williams | LCB 24 | B. Carr |
| TE 86 | N. Boyle | SS 23 | T. Jefferson |
| QB 5 | J. Flacco | FS 32 | E. Weddle |
| RB 34 | A. Collins | RCB 29 | M. Humphrey |

GAME SUMMARY

| | 1 | 2 | 3 | 4 | OT | TOTAL | FIELD GOALS (MADE) & MISSED |
|-----------|----|----|---|---|----|-------|-----------------------------|
| DENVER | 14 | 0 | 0 | 0 | 0 | 14 | None |
| BALTIMORE | 10 | 10 | 7 | 0 | 0 | 27 | J. Tucker (52) 43B (52) |

| TEAM | QTR | TIME | PLAY DESCRIPTION (extra point) | DRIVE | SCORE |
|---------|-----|-------|--|-------------|-------|
| Broncos | 1 | 13:29 | R. Freeman 6 yd. run (B. McManus kick) | 1-6, 0:04 | 7-0 |
| Ravens | 1 | 10:57 | A. Collins 6 yd. run (J. Tucker kick) | 5-48, 2:32 | 7-7 |
| Broncos | 1 | 7:02 | E. Sanders 35 yd. run (B. McManus kick) | 8-70, 3:55 | 14-7 |
| Ravens | 1 | 3:38 | J. Tucker 52 yd. Field Goal | 8-40, 3:24 | 14-10 |
| Ravens | 2 | 8:26 | J. Allen 12 yd. pass from J. Flacco (J. Tucker kick) | 9-52, 3:49 | 14-17 |
| Ravens | 2 | 0:00 | J. Tucker 52 yd. Field Goal | 4-16, 0:26 | 14-20 |
| Ravens | 3 | 7:26 | J. Allen 1 yd. run (J. Tucker kick) | 14-82, 6:19 | 14-27 |

OFFICIALS – Referee: Ronald Torbert (62), Umpire: Dan Ferrell (64), Down Judge: Sarah Thomas (53), Line Judge: Mark Steinkerchner (84), Side Judge: Scott Edwards (3), Field Judge: Jimmy Buchanan (86), Back Judge: Anthony Josselyn (67)

TEAM STATISTICS

| | BRONCOS | RAVENS |
|-------------------------------|------------|-------------|
| First Downs | 18 (8-8-2) | 20 (5-13-2) |
| Third Downs | 6-14 (43%) | 8-16 (50%) |
| Fourth Downs | 0-1 (0%) | 0-0 (0%) |
| Total Net Yards | 293 | 342 |
| Plays – Average | 61-4.8 | 70-4.9 |
| Net Yds Rushing | 120 | 77 |
| Rushes – Average | 24-5.0 | 28-2.8 |
| Net Yards Passing | 173 | 265 |
| Att. – Yds Lost – Gross Pass. | 3-19-192 | 2-12-277 |
| Passes Att. – Comp. – INT | 34-22-1 | 40-25-0 |
| Red Zone | 1-3 (33%) | 3-3 (100%) |
| Goal-to-Go | 1-2 (50%) | 2-2 (100%) |
| Punts – Average | 7-41.0 | 5-39.4 |
| Penalties – Yards | 13-120 | 7-52 |
| Fumbles – Lost | 1-0 | 1-0 |
| Time of Possession | 29:46 | 30:14 |

INDIVIDUAL STATISTICS

| BRONCOS | | | | | | | | | | | RAVENS | | | | | | | | | | | | |
|------------------------|----------|----------|------------|----------|----------|--|-----------|------------|-------------|-------------|------------------------|---|-----------|-------------|--------------|-----------|-----------|------------|-------------|----------|-----------|----------|-------------|
| RUSHING | | | | | | | | | | | RUSHING | | | | | | | | | | | | |
| | ATT | YDS | AVG | LG | TD | | | | | | | ATT | YDS | AVG | LG | TD | | | | | | | |
| R. Freeman | 13 | 53 | 4.1 | 16 | 1 | A. Collins | 18 | 68 | 3.8 | 14 | 1 | J. Allen | 6 | 7 | 1.2 | 2 | | | | | | | |
| E. Sanders | 1 | 35 | 35.0 | 35 | 1 | J. Flacco | 4 | 2 | 0.5 | 5 | 0 | | | | | | | | | | | | |
| P. Lindsay | 4 | 20 | 5.0 | 8 | 0 | | | | | | | | | | | | | | | | | | |
| D. Booker | 5 | 10 | 2.0 | 4 | 0 | Total | 24 | 120 | 5.0 | 35 | 2 | Total | 28 | 77 | 2.8 | 14 | 2 | | | | | | |
| A. Janovich | 1 | 2 | 2.0 | 2 | 0 | PASSING | | | | | | | | | | | | | | | | | |
| | | | | | | ATT | CMP | YDS | SK/YD | TD | LG | IN | RT | ATT | CMP | YDS | SK/YD | TD | LG | IN | RT | | |
| | | | | | | C. Keenum | 34 | 22 | 192 | 3/19 | 0 | 22 | 1 | 67.3 | J. Flacco | 40 | 25 | 277 | 2/12 | 1 | 44 | 0 | 91.4 |
| | | | | | | Total | 34 | 22 | 192 | 3/19 | 0 | 22 | 1 | 67.3 | Total | 40 | 25 | 277 | 2/12 | 1 | 44 | 0 | 91.4 |
| RECEIVING | | | | | | | | | | | RECEIVING | | | | | | | | | | | | |
| | REC | YDS | AVG | LG | TD | | | | | | | REC | YDS | AVG | LG | TD | | | | | | | |
| De. Thomas | 5 | 63 | 12.6 | 22 | 0 | M. Crabtree | 7 | 61 | 8.7 | 19 | 0 | J. Brown | 5 | 86 | 17.2 | 44 | 0 | | | | | | |
| E. Sanders | 5 | 38 | 7.6 | 9 | 0 | J. Brown | 5 | 86 | 17.2 | 44 | 0 | W. Snead IV | 3 | 39 | 13.0 | 17 | 0 | | | | | | |
| D. Booker | 5 | 34 | 6.8 | 9 | 0 | J. Allen | 3 | 19 | 6.3 | 12 | 1 | J. Allen | 3 | 19 | 6.3 | 12 | 1 | | | | | | |
| C. Sutton | 2 | 37 | 18.5 | 21 | 0 | A. Collins | 3 | 6 | 2.0 | 8 | 0 | A. Collins | 3 | 6 | 2.0 | 8 | 0 | | | | | | |
| J. Butt | 2 | 8 | 4.0 | 5 | 0 | M. Andrews | 2 | 59 | 29.5 | 30 | 0 | M. Andrews | 2 | 59 | 29.5 | 30 | 0 | | | | | | |
| J. Heuerman | 2 | 7 | 3.5 | 4 | 0 | M. Williams | 1 | 5 | 5.0 | 5 | 0 | M. Williams | 1 | 5 | 5.0 | 5 | 0 | | | | | | |
| R. Freeman | 1 | 5 | 5.0 | 5 | 0 | N. Boyle | 1 | 2 | 2.0 | 2 | 0 | N. Boyle | 1 | 2 | 2.0 | 2 | 0 | | | | | | |
| | | | | | | Total | 22 | 192 | 8.7 | 22 | 0 | Total | 25 | 277 | 11.1 | 44 | 1 | | | | | | |
| INTERCEPTIONS | | | | | | | | | | | INTERCEPTIONS | | | | | | | | | | | | |
| | NO | YDS | AVG | LG | TD | | | | | | | NO | YDS | AVG | LG | TD | | | | | | | |
| None | | | | | | P. Onwuasor | 1 | 33 | 33.0 | 33 | 0 | | | | | | | | | | | | |
| Total | 0 | 0 | 0.0 | 0 | 0 | Total | 1 | 33 | 33.0 | 33 | 0 | Total | 1 | 33 | 33.0 | 33 | 0 | | | | | | |
| SACKS | | | | | | | | | | | SACKS | | | | | | | | | | | | |
| | | | | | | B. Chubb 1-6, S. Ray 1-6 | | | | | | T. Suggs 1.5-12, Z. Smith 1-7, M. Judon 0.5-0 | | | | | | | | | | | |
| TACKLES (TOP 3) | | | | | | | | | | | TACKLES (TOP 3) | | | | | | | | | | | | |
| | | | | | | D. Stewart 9 (6 solo), T. Davis 8 (4 solo), J. Jewell 6 (2 solo) | | | | | | K. Young 10 (8 solo), B. Carr 6 (5 solo), 3 tied with 5 | | | | | | | | | | | |



GAME 4: RAVENS 26, STEELERS 14

Baltimore (3-1) · Pittsburgh (1-2-1)



Sunday, September 30, 2018 · 8:22 PM ET · Heinz Field · Pittsburgh
 Weather: 69°, Clear, Wind S 2 mph · Attendance: 62,030 · Time: 3:08

The Ravens' defense shut out the Steelers in the second half on the way to an impressive 26-14 win at Heinz Field on Sunday Night Football. (Baltimore did not allow a second-half TD in the first four games.) The Ravens' defense, under first-year defensive coordinator Don Martindale, entered the contest as the NFL's top-rated unit and limited the hosts to 284 yards (only 19 rushing yards.) In six second-half possessions, Pittsburgh's offense was held to a pair of three-and-outs, 4 punts, an INT and a turnover on downs. The Ravens exploded out of the gate, leaping to a 14-0, first-quarter lead on a pair of QB Joe Flacco TD passes. The first came on the game's opening drive when WR John Brown caught a 33-yard TD dart. After S Tony Jefferson stole the ball from Steelers TE Vance McDonald at the Pittsburgh 31-yard line, Flacco soon hit RB Alex Collins with a 3-yard TD toss. Collins' fumble on the Steelers' 1-yard line stopped another potential scoring opportunity in the second quarter. A pair of K Chris Boswell field goals (34 and 39 yards) put the Steelers on the scoreboard at 14-6. Pittsburgh then scored its only TD of the night when QB Ben Roethlisberger found WR Antonio Brown in the end zone with a 26-yard TD strike. Roethlisberger's 2-point conversion to RB James Conner tied the game at 14 at the half. The Ravens' defense limited the Steelers to just 47 total yards in the last two quarters. Meanwhile, Baltimore K Justin Tucker converted four FGs, a 47-yarder in the third quarter and makes from 49, 28 and 31 in the final period. Flacco completed passes to 11 different teammates, finishing 28-of-42 for 363 yards and a 109.5 QB rating. Brown caught 3 for a game-high 116 yards. WR Willie Snead IV grabbed 6 for 56, and TE Maxx Williams snagged 5 for 51 yards. Roethlisberger was 27-of-47 for 274 yards with 1 TD and an INT.

BALTIMORE RAVENS (Head Coach: John Harbaugh)

| OFFENSE | | DEFENSE | |
|---------|-------------|---------|--------------|
| WR 15 | M. Crabtree | DE 96 | B. Urban |
| WR 13 | J. Brown | NT 98 | B. Williams |
| LT 79 | R. Stanley | RUSH 55 | T. Suggs |
| LG 72 | A. Lewis | MLB 57 | C. Mosley |
| C 68 | M. Skura | WLB 40 | K. Young |
| RG 73 | M. Yanda | SLB 90 | Z. Smith |
| RT 74 | J. Hurst | DB 25 | T. Young |
| TE 87 | M. Williams | LCB 24 | B. Carr |
| TE 86 | N. Boyle | SS 23 | T. Jefferson |
| QB 5 | J. Flacco | FS 32 | E. Weddle |
| RB 34 | A. Collins | RCB 29 | M. Humphrey |

PITTSBURGH STEELERS (Head Coach: Mike Tomlin)

| OFFENSE | | DEFENSE | |
|---------|-------------------|---------|-------------|
| WR 84 | A. Brown | DT 97 | C. Heyward |
| LT 78 | A. Villanueva | NT 79 | J. Hargrave |
| LG 73 | R. Foster | DE 91 | S. Tuitt |
| C 53 | M. Pouncey | LOLB 90 | T. Watt |
| RG 66 | D. DeCastro | LILB 51 | J. Bostic |
| RT 77 | M. Gilbert | RILB 98 | V. Williams |
| TE 89 | V. McDonald | ROLB 48 | B. Dupree |
| RB 30 | J. Conner | LCB 23 | J. Haden |
| WR 13 | J. Washington | FS 21 | S. Davis |
| QB 7 | B. Roethlisberger | SS 34 | T. Edmunds |
| WR 19 | J. Smith-Schuster | RCB 25 | A. Burns |

GAME SUMMARY

| | 1 | 2 | 3 | 4 | OT | TOTAL | FIELD GOALS (MADE) & MISSED |
|------------|----|----|---|---|----|-------|-----------------------------|
| BALTIMORE | 14 | 0 | 3 | 9 | 0 | 26 | C. Boswell (34, 39) |
| PITTSBURGH | 0 | 14 | 0 | 0 | 0 | 14 | J. Tucker (47, 49, 28, 31) |

| TEAM | QTR | TIME | PLAY DESCRIPTION (extra point) | DRIVE | SCORE |
|----------|-----|-------|--|-------------|-------|
| Ravens | 1 | 10:45 | J. Brown 33 yd. pass from J. Flacco (J. Tucker kick) | 8-75, 4:15 | 7-0 |
| Ravens | 1 | 8:03 | A. Collins 3 yd. pass from J. Flacco (J. Tucker kick) | 4-31, 1:56 | 14-0 |
| Steelers | 2 | 14:07 | C. Boswell 34 yd. Field Goal | 12-69, 5:26 | 14-3 |
| Steelers | 2 | 6:26 | C. Boswell 39 yd. Field Goal | 14-79, 6:13 | 14-6 |
| Steelers | 2 | 2:50 | A. Brown 26 yd. pass from B. Roethlisberger (B. Roethlisberger-J. Conner pass) | 5-76, 1:58 | 14-14 |
| Ravens | 3 | 3:58 | J. Tucker 47 yd. Field Goal | 12-51, 3:26 | 17-14 |
| Ravens | 4 | 11:42 | J. Tucker 49 yd. Field Goal | 11-37, 6:15 | 20-14 |
| Ravens | 4 | 3:37 | J. Tucker 28 yd. Field Goal | 14-82, 6:40 | 23-14 |
| Ravens | 4 | 1:56 | J. Tucker 31 yd. Field Goal | 5-14, 1:19 | 26-14 |

OFFICIALS – Referee: Tony Corrente (99), Umpire: Alan Eck (76), Down Judge: Patrick Turner (13), Line Judge: Tim Podraza (47), Side Judge: Ryan Dickson (25), Field Judge: Keith Washington (7), Back Judge: Todd Prukop (112)

TEAM STATISTICS

| | RAVENS | STEELERS |
|-------------------------------|-------------|-------------|
| First Downs | 24 (6-17-1) | 14 (1-12-1) |
| Third Downs | 8-17 (47%) | 2-12 (17%) |
| Fourth Downs | 1-1 (100%) | 0-1 (0%) |
| Total Net Yards | 451 | 284 |
| Plays – Average | 74-6.1 | 59-4.8 |
| Net Yds Rushing | 96 | 19 |
| Rushes – Average | 30-3.2 | 11-1.7 |
| Net Yards Passing | 355 | 265 |
| Att. – Yds Lost – Gross Pass. | 2-8-363 | 1-9-274 |
| Passes Att. – Comp. – INT | 42-28-0 | 47-27-1 |
| Red Zone | 1-5 (20%) | 0-1 (0%) |
| Goal-to-Go | 0-1 (0%) | 0-0 (0%) |
| Punts – Average | 4-43.8 | 5-41.2 |
| Penalties – Yards | 7-50 | 5-40 |
| Fumbles – Lost | 1-1 | 1-1 |
| Time of Possession | 35:03 | 24:57 |

INDIVIDUAL STATISTICS

| RAVENS | | | | | | | | | | | STEELERS | | | | | | | | | | | |
|---|-----------|------------|-------------|------------|----------|-----------|----------|--------------|--|--|--|-----|-----|-------------------|-------|-----|------|-------|------|----|----|----|
| RUSHING | | | | | | | | | | | RUSHING | | | | | | | | | | | |
| | ATT | YDS | AVG | LG | TD | | | | | | | ATT | YDS | AVG | LG | TD | | | | | | |
| A. Collins | 11 | 42 | 3.8 | 11 | 0 | | | | | | J. Conner | 9 | 19 | 2.1 | 4 | 0 | | | | | | |
| J. Allen | 10 | 30 | 3.0 | 11 | 0 | | | | | | R. Switzer | 1 | 1 | 1.0 | 1 | 0 | | | | | | |
| L. Jackson | 4 | 17 | 4.3 | 8 | 0 | | | | | | B. Roethlisberger | 1 | -1 | -1.0 | -1 | 0 | | | | | | |
| D. Turner | 1 | 4 | 4.0 | 4 | 0 | | | | | | Total | | | | | | | | | | | |
| J. Brown | 1 | 3 | 3.0 | 3 | 0 | | | | | | | 11 | 19 | 1.7 | 4 | 0 | | | | | | |
| C. Moore | 1 | 3 | 3.0 | 3 | 0 | | | | | | PASSING | | | | | | | | | | | |
| J. Flacco | 2 | -3 | -1.5 | -1 | 0 | | | | | | | ATT | CMP | YDS | SK/YD | TD | LG | IN | RT | | | |
| Total | 30 | 96 | 3.2 | 11 | 0 | | | | | | B. Roethlisberger | 47 | 27 | 274 | 1/9 | 1 | 38 | 1 | 72.5 | | | |
| PASSING | | | | | | | | | | | PASSING | | | | | | | | | | | |
| | ATT | CMP | YDS | SK/YD | TD | LG | IN | RT | | | | | | | ATT | CMP | YDS | SK/YD | TD | LG | IN | RT |
| J. Flacco | 42 | 28 | 363 | 2/8 | 2 | 71 | 0 | 109.5 | | | | | | J. Smith-Schuster | 5 | 62 | 12.4 | 33 | 0 | | | |
| Total | 42 | 28 | 363 | 2/8 | 2 | 71 | 0 | 109.5 | | | | | | J. Conner | 3 | 25 | 8.3 | 15 | 0 | | | |
| RECEIVING | | | | | | | | | | | RECEIVING | | | | | | | | | | | |
| | REC | YDS | AVG | LG | TD | | | | | | | REC | YDS | AVG | LG | TD | | | | | | |
| W. Snead IV | 6 | 56 | 9.3 | 14 | 0 | | | | | | R. Switzer | 7 | 32 | 4.6 | 11 | 0 | | | | | | |
| M. Williams | 5 | 51 | 10.2 | 22 | 0 | | | | | | A. Brown | 5 | 62 | 12.4 | 26 | 1 | | | | | | |
| J. Brown | 3 | 116 | 38.7 | 71 | 1 | | | | | | V. McDonald | 5 | 62 | 12.4 | 33 | 0 | | | | | | |
| N. Boyle | 3 | 36 | 12.0 | 19 | 0 | | | | | | J. Smith-Schuster | 4 | 60 | 15.0 | 38 | 0 | | | | | | |
| M. Crabtree | 3 | 29 | 9.7 | 13 | 0 | | | | | | J. Conner | 3 | 25 | 8.3 | 15 | 0 | | | | | | |
| J. Allen | 2 | 17 | 8.5 | 15 | 0 | | | | | | J. Washington | 2 | 10 | 5.0 | 6 | 0 | | | | | | |
| M. Andrews | 2 | 12 | 6.0 | 10 | 0 | | | | | | J. James | 1 | 23 | 23.0 | 23 | 0 | | | | | | |
| C. Moore | 1 | 19 | 19.0 | 19 | 0 | | | | | | Total | | | | | | | | | | | |
| T. White | 1 | 14 | 14.0 | 14 | 0 | | | | | | | 27 | 274 | 10.1 | 38 | 1 | | | | | | |
| D. Turner | 1 | 10 | 10.0 | 10 | 0 | | | | | | INTERCEPTIONS | | | | | | | | | | | |
| A. Collins | 1 | 3 | 3.0 | 3 | 1 | | | | | | | NO | YDS | AVG | LG | TD | | | | | | |
| Total | 28 | 363 | 13.0 | 71 | 2 | | | | | | None | | | | | | | | | | | |
| INTERCEPTIONS | | | | | | | | | | | INTERCEPTIONS | | | | | | | | | | | |
| | NO | YDS | AVG | LG | TD | | | | | | | NO | YDS | AVG | LG | TD | | | | | | |
| A. Levine Sr. | 1 | 16 | 16.0 | 16 | 0 | | | | | | Total | 0 | 0 | 0.0 | 0 | 0 | | | | | | |
| Total | 1 | 16 | 16.0 | 16 | 0 | | | | | | SACKS | | | | | | | | | | | |
| SACKS | | | | | | | | | | | SACKS | | | | | | | | | | | |
| | | | | | | | | | | | | | | | | | | | | | | |
| T. Williams 1-9 | | | | | | | | | | | B. Dupree 1-6, J. Hargrave 1-2 | | | | | | | | | | | |
| TACKLES (TOP 3) | | | | | | | | | | | TACKLES (TOP 3) | | | | | | | | | | | |
| C. Mosley 8 (6 solo), T. Jefferson 6 (5 solo), A. Levine Sr. 5 (4 solo) | | | | | | | | | | | J. Bostic 9 (6 solo), V. Williams 9 (4 solo), J. Haden 7 (5 solo), T. Edmunds 7 (4 solo) | | | | | | | | | | | |



GAME 5: BROWNS 12, RAVENS 9 (OT)

Baltimore (3-2) • Cleveland (2-2-1)

Sunday, October 7, 2018 • 1:02 PM ET • FirstEnergy Stadium • Cleveland
Weather: 72°, Cloudy, Wind N 5 mph • Attendance: 67,431 • Time: 3:36



The Ravens and Browns battled four quarters and all but two seconds of overtime before the hosts managed a 12-9 victory. Browns rookie K Greg Joseph, who missed a potential game-winning 55-yard FG at the end of regulation, wobbled a 37-yard FG through the uprights to secure the win with 2 seconds remaining. (S Tony Jefferson partially blocked the kick.) The Ravens' defense stepped up twice to force punts in OT, until Cleveland's final drive. Facing a second-and-21 from their 5-yard line with 2 minutes left in the game, Browns rookie QB Baker Mayfield first scrambled for 13 yards. On third-and-8, he then hit another rookie, WR Derrick Willies, for a 39-yard gain to the Ravens' 43. Three RB Duke Johnson Jr. runs (15, 5 and 4 yards) later, the Browns were set for Joseph's 37-yard clincher. Baltimore squandered two scoring opportunities in the second quarter. The first came when QB Joe Flacco directed a 9-play drive that landed the Ravens at the Browns' 2. Rookie CB Denzel Ward then intercepted Flacco to stop that scoring threat. Later in the quarter, Ward blocked K Justin Tucker's 48-yard FG attempt. Flacco's attempt to win the game with less than a minute remaining in regulation came up short when his bullet to the back of the end zone to WR Michael Crabtree bounced off the outstretched receiver's hands. The low-scoring contest started with a 3-0 Ravens lead on a 44-yard Tucker FG in the first quarter. Browns WR Rashard Higgins scored the game's lone TD on a 19-yard strike from Mayfield in the second quarter. Joseph's PAT failed, hitting off the right upright. Two Tucker FGs – 25 yards in the third quarter and 32 yards with 52 seconds left in the fourth – tied the game 9-9 at the end of regulation. Flacco threw 56 passes, completing 29 for 298 yards, while Mayfield, who was sacked 5 times, was 25-of-43 for 342 yards. The Browns' win stopped an 18-game AFC North losing streak for the hosts.

BALTIMORE RAVENS (Head Coach: John Harbaugh)

| OFFENSE | | DEFENSE | |
|---------|-------------|---------|--------------|
| WR 83 | W. Snead IV | DT 93 | C. Wormley |
| WR 15 | M. Crabtree | NT 98 | B. Williams |
| LT 79 | R. Stanley | DE 96 | B. Urban |
| LG 72 | A. Lewis | DL 42 | P. Ricard |
| C 68 | M. Skura | RUSH 55 | T. Suggs |
| RG 73 | M. Yanda | MLB 57 | C. Mosley |
| RT 74 | J. Hurst | WLB 40 | K. Young |
| TE 87 | M. Williams | SAM 99 | M. Judon |
| TE 86 | N. Boyle | LCB 24 | B. Carr |
| QB 5 | J. Flacco | SS 23 | T. Jefferson |
| RB 34 | A. Collins | FS 32 | E. Weddle |

CLEVELAND BROWNS (Head Coach: Hue Jackson)

| OFFENSE | | DEFENSE | |
|---------|-------------|---------|-------------|
| WR 80 | J. Landry | DE 95 | M. Garrett |
| LT 69 | D. Harrison | DT 65 | L. Ogunjubi |
| LG 75 | J. Bitonio | DT 93 | T. Coley |
| C 64 | J. Tretter | DE 90 | E. Ogbah |
| RG 70 | K. Zeitler | WILL 58 | C. Kirksey |
| RT 74 | C. Hubbard | MIKE 53 | J. Schobert |
| OL 63 | A. Corbett | SAM 51 | J. Collins |
| TE 82 | O. Charles | CB 21 | D. Ward |
| QB 6 | B. Mayfield | CB 28 | E. Gaines |
| RB 34 | C. Hyde | S 23 | D. Randall |
| TE 88 | D. Fells | S 22 | J. Peppers |

GAME SUMMARY

| | 1 | 2 | 3 | 4 | OT | TOTAL | FIELD GOALS (MADE) & MISSED |
|-----------|---|---|---|---|----|-------|-----------------------------|
| BALTIMORE | 3 | 0 | 3 | 3 | 0 | 9 | G. Joseph (35) 55WL (37) |
| CLEVELAND | 0 | 6 | 3 | 0 | 3 | 12 | J. Tucker (44) 48B (25, 32) |

| TEAM | QTR | TIME | PLAY DESCRIPTION (extra point) | DRIVE | SCORE |
|--------|-----|------|--|-------------|-------|
| Ravens | 1 | 8:37 | J. Tucker 44 yd. Field Goal | 4-7, 0:56 | 3-0 |
| Browns | 2 | 0:40 | R. Higgins 19 yd. pass from B. Mayfield (kick failed, hru) | 6-78, 1:19 | 3-6 |
| Browns | 3 | 7:29 | G. Joseph 35 yd. Field Goal | 8-25, 2:59 | 3-9 |
| Ravens | 3 | 0:53 | J. Tucker 25 yd. Field Goal | 13-68, 6:36 | 6-9 |
| Ravens | 4 | 0:52 | J. Tucker 32 yd. Field Goal | 11-52, 3:37 | 9-9 |
| Browns | 5 | 0:02 | G. Joseph 37 yd. Field Goal | 7-65, 2:55 | 9-12 |

OFFICIALS – Referee: Clay Martin (19), Umpire: Fred Bryan (11), Down Judge: Danny Short (113), Line Judge: Kent Payne (79), Side Judge: Brad Freeman (88), Field Judge: David Meslow (118), Back Judge: Gregory Wilson (119)

| TEAM STATISTICS | | RAVENS | | BROWNS | | INDIVIDUAL STATISTICS | | | | | | | | | | | | | | | | | | |
|-------------------------------|--|--------------|-------------|--------|--|-----------------------|-----|---|------|-------|--------|---------------|---------|--|-------------|-----|-----|-----|------|-------|----|----|------|----|
| First Downs | | 25 (10-14-1) | 20 (6-13-1) | | | RAVENS | | | | | BROWNS | | | | | | | | | | | | | |
| Third Downs | | 4-16 (25%) | 6-19 (32%) | | | RUSHING | | ATT | YDS | AVG | LG | TD | RUSHING | | ATT | YDS | AVG | LG | TD | | | | | |
| Fourth Downs | | 1-1 (100%) | 0-1 (0%) | | | A. Collins | 12 | 59 | 4.9 | 19 | 0 | C. Hyde | 17 | 63 | 3.7 | 17 | 0 | | | | | | | |
| Total Net Yards | | 410 | 416 | | | J. Allen | 8 | 34 | 4.3 | 17 | 0 | D. Johnson | 5 | 35 | 7.0 | 15 | 0 | | | | | | | |
| Plays – Average | | 84-4.9 | 76-5.5 | | | J. Flacco | 2 | 13 | 6.5 | 11 | 0 | B. Mayfield | 2 | 23 | 11.5 | 13 | 0 | | | | | | | |
| Net Yds Rushing | | 116 | 112 | | | L. Jackson | 3 | 10 | 3.3 | 4 | 0 | N. Chubb | 3 | 2 | 0.7 | 2 | 0 | | | | | | | |
| Rushes – Average | | 25-4.6 | 28-4.0 | | | Total | 25 | 116 | 4.6 | 19 | 0 | R. Streater | 1 | -11 | -11.0 | -11 | 0 | | | | | | | |
| Net Yards Passing | | 294 | 304 | | | PASSING | ATT | CMP | YDS | SK/YD | TD | LG | IN | RT | PASSING | | ATT | CMP | YDS | SK/YD | TD | LG | IN | RT |
| Att. – Yds Lost – Gross Pass. | | 2-4-298 | 5-38-342 | | | J. Flacco | 56 | 29 | 298 | 2/4 | 0 | 28 | 1 | 60.0 | B. Mayfield | 43 | 25 | 342 | 5/38 | 1 | 39 | 1 | 81.7 | |
| Passes Att. – Comp. – INT | | 57-29-1 | 43-25-1 | | | L. Jackson | 1 | 0 | 0 | 0/0 | 0 | 0 | 0 | 39.6 | Total | 43 | 25 | 342 | 5/38 | 1 | 39 | 1 | 81.7 | |
| Red Zone | | 0-3 (0%) | 1-3 (33%) | | | Total | 57 | 29 | 298 | 2/4 | 0 | 28 | 1 | 59.0 | RECEIVING | | REC | YDS | AVG | LG | TD | | | |
| Goal-to-Go | | 0-1 (0%) | 0-1 (0%) | | | M. Crabtree | 6 | 66 | 11.0 | 20 | 0 | D. Njoku | 6 | 69 | 11.5 | 24 | 0 | | | | | | | |
| Punts – Average | | 8-45.8 | 9-50.2 | | | J. Allen | 6 | 44 | 7.3 | 16 | 0 | J. Landry | 5 | 69 | 13.8 | 27 | 0 | | | | | | | |
| Penalties – Yards | | 4-41 | 10-66 | | | W. Snead IV | 5 | 55 | 11.0 | 17 | 0 | R. Higgins | 3 | 66 | 22.0 | 26 | 1 | | | | | | | |
| Fumbles – Lost | | 2-1 | 1-0 | | | J. Brown | 4 | 58 | 14.5 | 28 | 0 | D. Willies | 3 | 61 | 20.3 | 39 | 0 | | | | | | | |
| Time of Possession | | 33:42 | 36:16 | | | M. Williams | 2 | 8 | 4.0 | 7 | 0 | A. Callaway | 3 | 22 | 7.3 | 9 | 0 | | | | | | | |
| | | | | | | C. Moore | 1 | 20 | 20.0 | 20 | 0 | C. Hyde | 2 | 14 | 7.0 | 9 | 0 | | | | | | | |
| | | | | | | M. Andrews | 1 | 16 | 16.0 | 16 | 0 | S. DeValve | 1 | 26 | 26.0 | 26 | 0 | | | | | | | |
| | | | | | | N. Boyle | 1 | 10 | 10.0 | 10 | 0 | D. Fells | 1 | 8 | 8.0 | 8 | 0 | | | | | | | |
| | | | | | | A. Collins | 1 | 7 | 7.0 | 7 | 0 | D. Johnson | 1 | 7 | 7.0 | 7 | 0 | | | | | | | |
| | | | | | | H. Hurst | 1 | 7 | 7.0 | 7 | 0 | Total | 25 | 342 | 13.7 | 39 | 1 | | | | | | | |
| | | | | | | D. Turner | 1 | 7 | 7.0 | 7 | 0 | INTERCEPTIONS | | NO | YDS | AVG | LG | TD | | | | | | |
| | | | | | | Total | 29 | 298 | 10.3 | 28 | 0 | D. Ward | 1 | 0 | 0.0 | 0 | 0 | | | | | | | |
| | | | | | | INTERCEPTIONS | | NO | YDS | AVG | LG | TD | D. Ward | 1 | 0 | 0.0 | 0 | 0 | | | | | | |
| | | | | | | T. Young | 1 | 0 | 0.0 | 0 | 0 | Total | 1 | 0 | 0.0 | 0 | 0 | | | | | | | |
| | | | | | | Total | 1 | 0 | 0.0 | 0 | 0 | SACKS | | J. Collins 1-0, T. Coley 0.5-2, M. Garrett 0.5-2 | | | | | | | | | | |
| | | | | | | SACKS | | W. Henry 1-11, E. Weddle 1-9, B. Williams 1-8, T. Suggs 1-5, Z. Smith 0.5-2.5, K. Young 0.5-2.5 | | | | | | | | | | | | | | | | |
| | | | | | | TACKLES (TOP 3) | | T. Jefferson 9 (8 solo), C. Mosley 9 (6 solo), E. Weddle 8 (7 solo) | | | | | | | | | | | | | | | | |
| | | | | | | TACKLES (TOP 3) | | J. Collins 12 (8 solo), C. Kirksey 12 (7 solo), J. Schobert 9 (5 solo) | | | | | | | | | | | | | | | | |



GAME 6: RAVENS 21, TITANS 0

Baltimore (4-2) • Tennessee (3-3)

Sunday, October 14, 2018 • 4:25 PM ET • Nissan Stadium • Nashville
Weather: 66°, Rain, Wind SE 4 mph • Attendance: 64,441 • Time: 2:52



Playing their third-consecutive road game, the Ravens dominated the host Titans in a 21-0 shutout at Nissan Stadium. It was the first time the Titans were blanked at Nissan Stadium, which opened in 1999. Baltimore's defense, under first-year coordinator Don Martindale, set a team record with 11 sacks, 3 by OLB Za'Darius Smith. Of the 11, 6 were the most ever by a Ravens' team in the first half and tied the team mark for QB takedowns in a half overall. The Titans' offense produced just 106 yards, the second fewest ever allowed by a Ravens' defense, while the 51 net passing yards allowed by Baltimore set a team record. Tennessee, in fact, had just 9 plays on the Ravens' side of the 50-yard line, including only 1 in the second half. Almost as impressive was the Baltimore offense on its first two scoring drives. On the first possession of the game, QB Joe Flacco directed a 17-play, 94-yard drive that ended with a Flacco-to-WR Michael Crabtree 4-yard touchdown. On their second possession, the Ravens produced another TD (14-0), ending with a RB Alex Collins 13-yard TD scamper. After leading 14-0 at the half, the Ravens roared right back at the start of the third period. This time, Flacco led a 12-play series that ended with another Collins' TD (2-yard run) for the 21-0 advantage. The Ravens outgained the Titans 361 to 106 yards and punted 4 times. Baltimore's offense started the game with 7-consecutive third-down conversions and finished the game 12-of-17. Flacco was 25-of-37 for 238 yards with 1 TD and 1 interception (S Kevin Byard). WRs Willie Snead IV and Crabtree caught 7 (60 yards) and 6 (93 yards), respectively. The Ravens rushed 35 times for 123 yards, including a 22-yard sprint by backup QB Lamar Jackson. Tennessee's QB Marcus Mariota was 10-of-15 for 117 yards and rushed twice for 25 more. Baltimore's LG Alex Lewis left the game with a neck injury, was hospitalized for tests but then returned in time to travel back to Baltimore with the team.

BALTIMORE RAVENS (Head Coach: John Harbaugh)

OFFENSE

| | | |
|----|----|-------------|
| WR | 15 | M. Crabtree |
| WR | 13 | J. Brown |
| LT | 79 | R. Stanley |
| LG | 72 | A. Lewis |
| C | 68 | M. Skura |
| RG | 73 | M. Yanda |
| RT | 74 | J. Hurst |
| TE | 87 | M. Williams |
| TE | 89 | M. Andrews |
| QB | 5 | J. Flacco |
| RB | 34 | A. Collins |

DEFENSE

| | | |
|------|----|--------------|
| DT | 93 | C. Wormley |
| NT | 98 | B. Williams |
| DE | 96 | B. Urban |
| RUSH | 55 | T. Suggs |
| MLB | 57 | C. Mosley |
| WLB | 48 | P. Onwuasor |
| SLB | 99 | M. Judon |
| LCB | 24 | B. Carr |
| SS | 23 | T. Jefferson |
| FS | 32 | E. Weddle |
| RCB | 29 | M. Humphrey |

TENNESSEE TITANS (Head Coach: Mike Vabel)

OFFENSE

| | | |
|----|----|------------|
| WR | 19 | T. Sharpe |
| TE | 88 | L. Stocker |
| LT | 77 | T. Lewan |
| LG | 67 | Q. Spain |
| C | 60 | B. Jones |
| RG | 64 | J. Kline |
| RT | 78 | J. Conklin |
| TE | 81 | J. Smith |
| WR | 84 | C. Davis |
| QB | 8 | M. Mariota |
| RB | 22 | D. Henry |

DEFENSE

| | | |
|-----|----|------------|
| DE | 90 | D. Jones |
| NT | 94 | A. Johnson |
| DT | 99 | J. Casey |
| OLB | 91 | D. Morgan |
| ILB | 55 | J. Brown |
| ILB | 54 | R. Evans |
| OLB | 98 | B. Orakpo |
| CB | 26 | L. Ryan |
| SS | 28 | K. Lewis |
| FS | 31 | K. Byard |
| CB | 25 | A. Jackson |

GAME SUMMARY

| | 1 | 2 | 3 | 4 | OT | TOTAL | FIELD GOALS (MADE) & MISSED |
|-----------|---|---|---|---|----|-------|-----------------------------|
| BALTIMORE | 7 | 7 | 7 | 0 | 0 | 21 | None |
| TENNESSEE | 0 | 0 | 0 | 0 | 0 | 0 | None |

| TEAM | QTR | TIME | PLAY DESCRIPTION (extra point) | DRIVE | SCORE |
|--------|-----|-------|--|-------------|-------|
| Ravens | 1 | 1:27 | M. Crabtree 4 yd. pass from J. Flacco (J. Tucker kick) | 17-94, 9:09 | 7-0 |
| Ravens | 2 | 11:56 | A. Collins 13 yd. rush (J. Tucker kick) | 7-52, 2:53 | 14-0 |
| Ravens | 3 | 7:40 | A. Collins 2 yd. rush (J. Tucker kick) | 12-78, 7:20 | 21-0 |

OFFICIALS – Referee: Carl Cheffers (51), Umpire: Barry Anderson (20), Down Judge: Jim Mello (48), Line Judge: Gary Arthur (108), Side Judge: Eugene Hall (103), Field Judge: V. Land Clark (130), Back Judge: Greg Meyer (78)

TEAM STATISTICS

| | RAVENS | TITANS |
|-------------------------------|-------------|------------|
| First Downs | 23 (9-13-1) | 7 (1-5-1) |
| Third Downs | 12-17 (71%) | 1-10 (10%) |
| Fourth Downs | 1-1 (100%) | 0-0 (0%) |
| Total Net Yards | 361 | 106 |
| Plays – Average | 72-5.0 | 40-2.7 |
| Net Yds Rushing | 123 | 55 |
| Rushes – Average | 35-3.5 | 14-3.9 |
| Net Yards Passing | 238 | 51 |
| Att. – Yds Lost – Gross Pass. | 0-0-238 | 11-66-117 |
| Passes Att. – Comp. – INT | 37-25-1 | 15-10-0 |
| Red Zone | 3-3 (100%) | 0-0 (0%) |
| Goal-to-Go | 2-2 (100%) | 0-0 (0%) |
| Punts – Average | 4-43.8 | 9-41.7 |
| Penalties – Yards | 10-70 | 4-35 |
| Fumbles – Lost | 0-0 | 1-0 |
| Time of Possession | 37:34 | 22:26 |

INDIVIDUAL STATISTICS

| RAVENS | | | | | | | | | | | TITANS | | | | | | |
|--|-----------|------------|------------|------------|----------|--------------|-----------|-------------|--------------|-----------|--|------------|--------------|----------|-----------|----------|-------------|
| RUSHING | | | | | | | | | | | RUSHING | | | | | | |
| | ATT | YDS | AVG | LG | TD | | ATT | YDS | AVG | LG | TD | | | | | | |
| A. Collins | 19 | 54 | 2.8 | 13 | 2 | M. Mariota | 2 | 25 | 12.5 | 21 | 0 | | | | | | |
| G. Edwards | 10 | 42 | 4.2 | 11 | 0 | D. Henry | 7 | 21 | 3.0 | 6 | 0 | | | | | | |
| L. Jackson | 1 | 22 | 22.0 | 22 | 0 | D. Lewis | 5 | 9 | 1.8 | 7 | 0 | | | | | | |
| J. Flacco | 3 | 4 | 1.3 | 3 | 0 | | | | | | | | | | | | |
| J. Allen | 1 | 1 | 1.0 | 1 | 0 | | | | | | | | | | | | |
| H. Hurst | 1 | 0 | 0.0 | 0 | 0 | | | | | | | | | | | | |
| Total | 35 | 123 | 3.5 | 22 | 2 | Total | 14 | 55 | 3.9 | 21 | 0 | | | | | | |
| PASSING | | | | | | | | | | | PASSING | | | | | | |
| | ATT | CMP | YDS | SK/YD | TD | LG | IN | RT | | ATT | CMP | YDS | SK/YD | TD | LG | IN | RT |
| J. Flacco | 37 | 25 | 238 | 0/0 | 1 | 27 | 1 | 82.9 | M. Mariota | 15 | 10 | 117 | 11/66 | 0 | 24 | 0 | 90.1 |
| Total | 37 | 25 | 238 | 0/0 | 1 | 27 | 1 | 82.9 | Total | 15 | 10 | 117 | 11/66 | 0 | 24 | 0 | 90.1 |
| RECEIVING | | | | | | | | | | | RECEIVING | | | | | | |
| | REC | YDS | AVG | LG | TD | | REC | YDS | AVG | LG | TD | | | | | | |
| W. Snead IV | 7 | 60 | 8.6 | 24 | 0 | T. Sharpe | 2 | 33 | 16.5 | 17 | 0 | | | | | | |
| M. Crabtree | 6 | 93 | 15.5 | 27 | 1 | A. Firkser | 2 | 25 | 12.5 | 18 | 0 | | | | | | |
| J. Allen | 3 | 18 | 6.0 | 11 | 0 | D. Lewis | 2 | 5 | 2.5 | 5 | 0 | | | | | | |
| C. Moore | 3 | 12 | 4.0 | 6 | 0 | C. Davis | 1 | 24 | 24.0 | 24 | 0 | | | | | | |
| J. Brown | 2 | 28 | 14.0 | 23 | 0 | T. Taylor | 1 | 13 | 13.0 | 13 | 0 | | | | | | |
| M. Andrews | 2 | 20 | 10.0 | 13 | 0 | J. Smith | 1 | 12 | 12.0 | 12 | 0 | | | | | | |
| N. Boyle | 2 | 7 | 3.5 | 8 | 0 | D. Henry | 1 | 5 | 5.0 | 5 | 0 | | | | | | |
| Total | 25 | 238 | 9.5 | 27 | 1 | Total | 10 | 117 | 11.7 | 24 | 0 | | | | | | |
| INTERCEPTIONS | | | | | | | | | | | INTERCEPTIONS | | | | | | |
| | NO | YDS | AVG | LG | TD | | NO | YDS | AVG | LG | TD | | | | | | |
| None | | | | | | K. Byard | 1 | 0 | 0.0 | 0 | 0 | | | | | | |
| Total | 0 | 0 | 0.0 | 0 | 0 | Total | 1 | 0 | 0.0 | 0 | 0 | | | | | | |
| SACKS | | | | | | | | | | | SACKS | | | | | | |
| Z. Smith 3-18, P. Onwuasor 2-14, M. Judon 1-8, T. Suggs 1-8, T. Jefferson 1-7, C. Wormley 1-6, K. Young 1-3, A. Levine Sr. 1-2 | | | | | | | | | | | None | | | | | | |
| TACKLES (TOP 3) | | | | | | | | | | | TACKLES (TOP 3) | | | | | | |
| Z. Smith 5 (4 solo), P. Onwuasor 4 (3 solo), C. Mosley 4 (3 solo), E. Weddle 4 (2 solo) | | | | | | | | | | | A. Jackson 8 (8 solo), R. Evans 7 (5 solo), J. Casey 7 (5 solo), J. Brown 7 (4 solo) | | | | | | |



GAME 8: PANTHERS 36, RAVENS 21

Baltimore (4-4) • Carolina (5-2)

Sunday, October 28, 2018 • 1:04 PM ET • Bank of America Stadium • Charlotte
Weather: 61°, Sunny, Wind WSW 10 mph • Attendance: 73,843 • Time: 3:05



It started so well in the Ravens' 36-21 loss to the Panthers at Bank of America Stadium. Baltimore took the opening kickoff and produced an 11-play, 75-yard scoring drive that ended with RB Alex Collins' 14-yard TD run for a 7-0 lead. The Ravens then gave up 24-consecutive points in the next 16 minutes and trailed 24-7 at the half. Baltimore entered the game with the NFL's No. 1 defense for scoring (14.4 ppg) and yards (280.6), but never slowed the QB Cam Newton-led offense, which provided the most points scored against the Ravens this season and almost 400 yards (386). Newton threw 2 TD passes in the second quarter and added a 12-yard TD scamper in the final period. RB Christian McCaffrey scored a pair of TDs, while rookie WR D.J. Moore (Maryland) produced 129 yards from scrimmage – 90 yards on 5 receptions and 39 more on 2 end-arounds. Carolina earned its ninth-straight victory at home, while the Ravens fell to 4-4. The Ravens' offense helped the Panthers, turning the ball over 3 times (2 QB Joe Flacco INTs and 1 Collins' fumble), leading to 13 points. Carolina's first TD came on a McCaffrey 11-yard run, tying the game at 7-7 at the end of the first quarter. Baltimore then fumbled (Collins) on the next possession, giving the Panthers a first down at the 12-yard line. Three plays later, Newton hit TE Greg Olsen with an 11-yard TD strike. A Newton-to-McCaffrey 6-yard TD throw and a 54-yard K Graham Gano FG provided the rest of the points in the opening half. Another Gano FG (44 yards) gave the Panthers a 27-7 advantage before the Ravens closed the third quarter with a Flacco-to-RB Javorius Allen 9-yard TD, bringing the score to 27-14. The Newton TD run and a 30-yard Gano FG made it 36-14 before Ravens backup QB Lamar Jackson hit fellow rookie TE Hayden Hurst with a 26-yard TD pass to make the final 36-21. Flacco finished 22-of-39 for 192 yards and was sacked twice. WR Willie Snead IV caught 5 passes for 54, while Collins ran 11 times for 49 yards.

BALTIMORE RAVENS (Head Coach: John Harbaugh)

| OFFENSE | | DEFENSE | |
|---------|--------------|---------|--------------|
| WR 83 | W. Snead IV | DE 93 | C. Wormley |
| WR 15 | M. Crabtree | NT 98 | B. Williams |
| WR 13 | J. Brown | DE 96 | B. Urban |
| LT 79 | R. Stanley | RUSH 55 | T. Suggs |
| LG 61 | H. Grasu | MLB 57 | C. Mosley |
| C 68 | M. Skura | WLB 48 | P. Onwuasor |
| RG 73 | M. Yanda | SLB 99 | M. Judon |
| RT 78 | O. Brown Jr. | LCB 24 | B. Carr |
| TE 86 | N. Boyle | SS 23 | T. Jefferson |
| QB 5 | J. Flacco | FS 32 | E. Weddle |
| RB 34 | A. Collins | RCB 22 | J. Smith |

CAROLINA PANTHERS (Head Coach: Ron Rivera)

| OFFENSE | | DEFENSE | |
|---------|--------------|---------|--------------|
| WR 17 | D. Funchess | DE 97 | M. Addison |
| LT 74 | C. Clark | DT 99 | K. Short |
| LG 73 | G. Van Roten | DT 95 | D. Poe |
| C 67 | R. Kalil | DE 90 | J. Peppers |
| RG 70 | T. Turner | MLB 59 | L. Kuechly |
| RT 72 | T. Moton | WLB 58 | T. Davis |
| TE 88 | G. Olsen | SLB 54 | S. Thompson |
| WR 12 | D. Moore | LCB 24 | J. Bradberry |
| QB 1 | C. Newton | RCB 26 | D. Jackson |
| WR 10 | C. Samuel | FS 25 | E. Reid |
| RB 22 | C. McCaffrey | SS 29 | M. Adams |

GAME SUMMARY

| | 1 | 2 | 3 | 4 | OT | TOTAL | FIELD GOALS (MADE) & MISSED |
|-----------|---|----|---|---|----|-------|-----------------------------|
| BALTIMORE | 7 | 0 | 7 | 7 | 0 | 21 | None |
| CAROLINA | 7 | 17 | 3 | 9 | 0 | 36 | G. Gano (54, 44, 30) |

| TEAM | QTR | TIME | PLAY DESCRIPTION (extra point) | DRIVE | SCORE |
|----------|-----|-------|---|-------------|-------|
| Ravens | 1 | 7:50 | A. Collins 14 yd. run (J. Tucker kick) | 11-75, 7:10 | 7-0 |
| Panthers | 1 | 0:36 | C. McCaffrey 11 yd. run (G. Gano kick) | 4-54, 2:14 | 7-7 |
| Panthers | 2 | 13:25 | G. Olsen 11 yd. pass from C. Newton (G. Gano kick) | 3-12, 1:28 | 7-14 |
| Panthers | 2 | 3:45 | C. McCaffrey 6 yd. pass from C. Newton (G. Gano kick) | 10-99, 6:03 | 7-21 |
| Panthers | 2 | 0:00 | G. Gano 54 yd. Field Goal | 6-35, 0:52 | 7-24 |
| Panthers | 3 | 2:58 | G. Gano 44 yd. Field Goal | 5-23, 2:33 | 7-27 |
| Ravens | 3 | 0:10 | J. Allen 9 yd. pass from J. Flacco (J. Tucker kick) | 10-75, 2:48 | 14-27 |
| Panthers | 4 | 9:52 | C. Newton 12 yd. run (pass failed) | 9-85, 5:18 | 14-33 |
| Panthers | 4 | 3:10 | G. Gano 30 yd. Field Goal | 11-42, 5:41 | 14-36 |
| Ravens | 4 | 1:02 | H. Hurst 26 yd. pass from L. Jackson (J. Tucker kick) | 7-64, 2:08 | 21-36 |

OFFICIALS – Referee: Peter Morelli (135), Umpire: Steven Woods (54), Down Judge: Steve Stelljes (22), Line Judge: Jeff Seeman (45), Side Judge: Boris Cheek (41), Field Judge: Anthony Jeffries (36), Back Judge: Terrence Miles (111)

| TEAM STATISTICS | | RAVENS | | PANTHERS | | INDIVIDUAL STATISTICS | | | | | | | | | | | | | | | |
|--------------------------------------|--|-------------|-------------|--|-----------|-----------------------|------------|-------------|-----------------|-----------------------------|-----------|-------------|----------------|-----------|-----------|------------|------------|----------|-----------|----------|--------------|
| First Downs | | 20 (8-11-1) | 22 (7-14-1) | RAVENS | | | | | PANTHERS | | | | | | | | | | | | |
| Third Downs | | 6-12 (50%) | 6-12 (50%) | RUSHING | ATT | YDS | AVG | LG | TD | RUSHING | ATT | YDS | AVG | LG | TD | | | | | | |
| Fourth Downs | | 1-2 (50%) | 1-1 (100%) | A. Collins | 11 | 49 | 4.5 | 15 | 1 | C. Newton | 10 | 52 | 5.2 | 12 | 1 | | | | | | |
| Total Net Yards | | 325 | 386 | L. Jackson | 3 | 26 | 8.7 | 17 | 0 | C. McCaffrey | 14 | 45 | 3.2 | 12 | 1 | | | | | | |
| Plays – Average | | 64-5.1 | 63-6.1 | J. Flacco | 2 | 14 | 7.0 | 13 | 0 | D. Moore | 2 | 39 | 19.5 | 28 | 0 | | | | | | |
| Net Yds Rushing | | 101 | 154 | G. Edwards | 2 | 12 | 6.0 | 8 | 0 | C. Anderson | 5 | 20 | 4.0 | 7 | 0 | | | | | | |
| Rushes – Average | | 18-5.6 | 33-4.7 | Total | 18 | 101 | 5.6 | 17 | 1 | T. Heinicke | 2 | -2 | -1.0 | -1 | 0 | | | | | | |
| Net Yards Passing | | 224 | 232 | PASSING | ATT | CMP | YDS | SK/YD | TD | LG | IN | RT | PASSING | ATT | CMP | YDS | SK/YD | TD | LG | IN | RT |
| Att. – Yds Lost – Gross Pass. | | 2-14-238 | 0-0-232 | J. Flacco | 39 | 22 | 192 | 2/14 | 1 | 19 | 2 | 56.8 | C. Newton | 29 | 21 | 219 | 0/0 | 2 | 33 | 0 | 116.9 |
| Passes Att. – Comp. – INT | | 44-26-2 | 30-22-0 | L. Jackson | 5 | 4 | 46 | 0/0 | 1 | 26 | 0 | 144.6 | T. Heinicke | 1 | 1 | 13 | 0/0 | 0 | 13 | 0 | 118.8 |
| Red Zone | | 2-2 (100%) | 4-5 (80%) | Total | 44 | 26 | 238 | 2/14 | 2 | 26 | 2 | 70.1 | Total | 30 | 22 | 232 | 0/0 | 2 | 33 | 0 | 117.6 |
| Goal-to-Go | | 0-0 (0%) | 1-1 (100%) | RECEIVING | REC | YDS | AVG | LG | TD | RECEIVING | | | | | REC | YDS | AVG | LG | TD | | |
| Punts – Average | | 3-51.0 | 3-45.7 | W. Snead IV | 5 | 54 | 10.8 | 19 | 0 | D. Moore | 5 | 90 | 18.0 | 33 | 0 | | | | | | |
| Penalties – Yards | | 9-68 | 4-30 | M. Andrews | 4 | 31 | 7.8 | 10 | 0 | G. Olsen | 4 | 56 | 14.0 | 17 | 1 | | | | | | |
| Fumbles – Lost | | 1-1 | 1-0 | M. Crabtree | 3 | 31 | 10.3 | 13 | 0 | C. McCaffrey | 4 | 11 | 2.8 | 8 | 1 | | | | | | |
| Time of Possession | | 25:59 | 34:01 | J. Brown | 3 | 28 | 9.3 | 14 | 0 | C. Samuel | 3 | 28 | 9.3 | 11 | 0 | | | | | | |
| | | | | J. Allen | 3 | 18 | 6.0 | 9 | 1 | D. Funchess | 3 | 27 | 9.0 | 18 | 0 | | | | | | |
| | | | | H. Hurst | 2 | 29 | 14.5 | 26 | 1 | J. Wright | 2 | 5 | 2.5 | 7 | 0 | | | | | | |
| | | | | C. Moore | 2 | 19 | 9.5 | 12 | 0 | I. Thomas | 1 | 15 | 15.0 | 15 | 0 | | | | | | |
| | | | | A. Collins | 2 | 14 | 7.0 | 10 | 0 | Total | 22 | 232 | 10.5 | 33 | 2 | | | | | | |
| | | | | N. Boyle | 1 | 7 | 7.0 | 7 | 0 | INTERCEPTIONS | NO | YDS | AVG | LG | TD | | | | | | |
| | | | | G. Edwards | 1 | 7 | 7.0 | 7 | 0 | None | 1 | 2 | 2.0 | 2 | 0 | | | | | | |
| | | | | Total | 26 | 238 | 9.2 | 26 | 2 | Total | 2 | -5 | -2.5 | 2 | 0 | | | | | | |
| | | | | INTERCEPTIONS | NO | YDS | AVG | LG | TD | SACKS | | | | | | | | | | | |
| | | | | None | 0 | 0 | 0 | 0 | 0 | None | | | | | | | | | | | |
| | | | | Total | 0 | 0 | 0 | 0 | 0 | D. Jackson 1-8, E. Reid 1-6 | | | | | | | | | | | |
| | | | | SACKS | | | | | | | | | | | | | | | | | |
| | | | | None | | | | | | | | | | | | | | | | | |
| | | | | TACKLES (TOP 3) | | | | | | | | | | | | | | | | | |
| | | | | C. Mosley 11 (4 solo), M. Judon 10 (4 solo), T. Jefferson 7 (2 solo) | | | | | | | | | | | | | | | | | |
| | | | | TACKLES (TOP 3) | | | | | | | | | | | | | | | | | |
| | | | | S. Thompson 13 (6 solo), E. Reid 7 (4 solo), J. Bradberry 6 (5 solo) | | | | | | | | | | | | | | | | | |



GAME 9: STEELERS 23, RAVENS 16

Baltimore (4-5) · Pittsburgh (5-2-1)

Sunday, November 4, 2018 · 1:02 PM ET · M&T Bank Stadium · Baltimore
 Weather: 55°, Sunny, Wind E 6 mph · Attendance: 70,997 · Time: 3:05



The Ravens' defense, which entered Week 9's tilt as the NFL's best for yards (293.8) and points (17.1) allowed per game, did not get the job done against the visiting Steelers in a 23-16 loss at M&T Bank Stadium. The Steelers won their fourth straight, while the Ravens dropped their third in a row. Pittsburgh held the ball 13 more minutes than the Ravens, 36:29 to 23:31, and converted 10 of 16 third-down attempts, including 6 of 9 in the second half. The Ravens battled back late in the third quarter when RB Alex Collins scored on a 1-yard run to make the score 20-13. Baltimore's defense then produced its only three-and-out of the day, but the offense failed to move the ball on the next series, punting after 3 plays. Kickers Chris Boswell (29 yards) and Justin Tucker (37 yards) exchanged fourth-quarter FGs to make the final 23-16. After Tucker's FG with 5:23 left in the contest, the Steelers held the ball for 4:39 (converting 2 more third downs), before the Ravens got the ball back at their 24-yard line with 44 seconds remaining and no timeouts. QB Ben Roethlisberger threw 2 TD passes and ran for a score. RB James Conner rushed for 107 yards and added 7 catches for 56 yards, including a 7-yard TD grab in the first quarter (7-3). The Ravens entered the game ranking No. 4 in the NFL in converting red zone opportunities into TDs, but failed twice in the first half, resulting in 2 Tucker FGs (23 yards each). The Ravens trailed 14-6 at the half. The Steelers upped the margin to 20-6 on the opening drive of the third quarter that included 15 plays and Roethlisberger's QB sneak for the TD. QB Joe Flacco, who was sacked twice playing behind an offensive line missing starting tackles Ronnie Stanley (ankle) and James Hurst (back), was 23-of-37 for 206 yards. WR Willie Snead IV caught 7 for 58, while Collins rushed 9 times for 35 yards. Roethlisberger threw 47 times with 28 completions for 270 yards, while WR JuJu Smith-Schuster grabbed 7 of those for 78 yards.

PITTSBURGH STEELERS (Head Coach: Mike Tomlin)

| OFFENSE | | | DEFENSE | | |
|---------|----|-------------------|---------|----|---------------|
| WR | 84 | A. Brown | DT | 97 | C. Heyward |
| LT | 78 | A. Villanueva | NT | 79 | J. Hargrave |
| LG | 73 | R. Foster | DE | 91 | S. Tuitt |
| C | 53 | M. Pouncey | LOLB | 90 | T. Watt |
| RG | 66 | D. DeCastro | LILB | 51 | J. Bostic |
| RT | 71 | M. Feiler | RILB | 98 | V. Williams |
| TE | 89 | V. McDonald | ROLB | 48 | B. Dupree |
| RB | 30 | J. Conner | LCB | 23 | J. Haden |
| WR | 88 | D. Heyward-Bey | FS | 21 | S. Davis |
| QB | 7 | B. Roethlisberger | SS | 34 | T. Edmunds |
| WR | 19 | J. Smith-Schuster | RCB | 24 | C. Sensabaugh |

BALTIMORE RAVENS (Head Coach: John Harbaugh)

| OFFENSE | | | DEFENSE | | |
|---------|----|--------------|---------|----|--------------|
| WR | 15 | M. Crabtree | NT | 98 | B. Williams |
| WR | 13 | J. Brown | DE | 96 | B. Urban |
| LT | 71 | J. Eluemunor | RUSH | 55 | T. Suggs |
| LG | 72 | A. Lewis | MLB | 57 | C. Mosley |
| C | 68 | M. Skura | WLB | 48 | P. Onwuasor |
| RG | 73 | M. Yanda | OLB | 90 | Z. Smith |
| RT | 78 | O. Brown Jr. | DB | 25 | T. Young |
| TE | 86 | N. Boyle | LCB | 24 | B. Carr |
| QB | 5 | J. Flacco | SS | 23 | T. Jefferson |
| FB | 42 | P. Ricard | FS | 32 | E. Weddle |
| RB | 34 | A. Collins | RCB | 22 | J. Smith |

GAME SUMMARY

| | 1 | 2 | 3 | 4 | OT | TOTAL | FIELD GOALS (MADE) & MISSED |
|------------|---|---|---|---|----|-------|-----------------------------|
| PITTSBURGH | 7 | 7 | 6 | 3 | 0 | 23 | C. Boswell (29) |
| BALTIMORE | 3 | 3 | 7 | 3 | 0 | 16 | J. Tucker (23, 23, 37) |

| TEAM | QTR | TIME | PLAY DESCRIPTION (extra point) | DRIVE | SCORE |
|----------|-----|------|---|-------------|-------|
| Ravens | 1 | 5:02 | J. Tucker 23 yd. Field Goal | 10-66, 4:20 | 0-3 |
| Steelers | 1 | 1:03 | J. Conner 7 yd. pass from B. Roethlisberger (C. Boswell kick) | 9-61, 3:59 | 7-3 |
| Steelers | 2 | 7:18 | A. Brown 6 yd. pass from B. Roethlisberger (C. Boswell kick) | 12-75, 5:46 | 14-3 |
| Ravens | 2 | 4:37 | J. Tucker 23 yd. Field Goal | 6-58, 2:41 | 14-6 |
| Steelers | 3 | 6:46 | B. Roethlisberger 1 yd. run (kick failed, wr) | 15-75, 8:14 | 20-6 |
| Ravens | 3 | 2:56 | A. Collins 1 yd. run (J. Tucker kick) | 11-75, 3:50 | 20-13 |
| Steelers | 4 | 8:26 | C. Boswell 29 yd. Field Goal | 11-74, 5:49 | 23-13 |
| Ravens | 4 | 5:23 | J. Tucker 37 yd. Field Goal | 9-56, 3:03 | 23-16 |

OFFICIALS – Referee: Craig Wrolstad (4), Umpire: Paul King (121), Down Judge: Jerod Phillips (0), Line Judge: Carl Johnson (101), Side Judge: Adrian Hill (29), Field Judge: Jeff Lamberth (21), Back Judge: Scott Helverson (93)

TEAM STATISTICS

| | STEELERS | RAVENS |
|-------------------------------|-------------|-------------|
| First Downs | 27 (8-18-1) | 18 (5-10-3) |
| Third Downs | 10-16 (63%) | 4-12 (33%) |
| Fourth Downs | 1-1 (100%) | 0-1 (0%) |
| Total Net Yards | 395 | 265 |
| Plays – Average | 76-5.2 | 56-4.7 |
| Net Yds Rushing | 113 | 61 |
| Rushes – Average | 27-4.2 | 16-3.8 |
| Net Yards Passing | 282 | 204 |
| Att. – Yds Lost – Gross Pass. | 1-10-292 | 2-14-218 |
| Passes Att. – Comp. – INT | 48-29-0 | 38-24-0 |
| Red Zone | 3-4 (75%) | 1-4 (25%) |
| Goal-to-Go | 2-3 (67%) | 1-2 (50%) |
| Punts – Average | 4-35.7 | 4-47.3 |
| Penalties – Yards | 8-103 | 5-25 |
| Fumbles – Lost | 0-0 | 1-0 |
| Time of Possession | 36:29 | 23:31 |

INDIVIDUAL STATISTICS

| STEELERS | | | | | | | | | | | RAVENS | | | | | | | | | | |
|--|-----------|------------|-------------|-------------|----------|--------------|-----------|-------------|--------------|-----------|--|------------|-------------|----------|-----------|----------|-------------|--|--|--|--|
| RUSHING | | | | | | | | | | | RUSHING | | | | | | | | | | |
| | ATT | YDS | AVG | LG | TD | | ATT | YDS | AVG | LG | TD | | | | | | | | | | |
| J. Conner | 24 | 107 | 4.5 | 25 | 0 | A. Collins | 9 | 35 | 3.9 | 9 | 1 | | | | | | | | | | |
| B. Roethlisberger | 2 | 4 | 2.0 | 3 | 1 | L. Jackson | 5 | 10 | 2.0 | 9 | 0 | | | | | | | | | | |
| J. Samuels | 1 | 2 | 2.0 | 2 | 0 | G. Edwards | 1 | 10 | 10.0 | 10 | 0 | | | | | | | | | | |
| | | | | | | J. Allen | 1 | 6 | 6.0 | 6 | 0 | | | | | | | | | | |
| Total | 27 | 113 | 4.2 | 25 | 1 | Total | 16 | 61 | 3.8 | 10 | 1 | | | | | | | | | | |
| PASSING | | | | | | | | | | | PASSING | | | | | | | | | | |
| | ATT | CMP | YDS | SK/YD | TD | LG | IN | RT | | ATT | CMP | YDS | SK/YD | TD | LG | IN | RT | | | | |
| B. Roethlisberger | 47 | 28 | 270 | 1/10 | 2 | 51 | 0 | 89.8 | J. Flacco | 37 | 23 | 206 | 2/14 | 0 | 30 | 0 | 77.1 | | | | |
| J. Dobbs | 1 | 1 | 22 | 0/0 | 0 | 22 | 0 | 118.8 | L. Jackson | 1 | 1 | 12 | 0/0 | 0 | 12 | 0 | 116.7 | | | | |
| Total | 48 | 29 | 292 | 1/10 | 2 | 51 | 0 | 91.7 | Total | 38 | 24 | 218 | 2/14 | 0 | 30 | 0 | 78.6 | | | | |
| RECEIVING | | | | | | | | | | | RECEIVING | | | | | | | | | | |
| | REC | YDS | AVG | LG | TD | | REC | YDS | AVG | LG | TD | | | | | | | | | | |
| J. Smith-Schuster | 7 | 78 | 11.1 | 22 | 0 | W. Snead IV | 7 | 58 | 8.3 | 26 | 0 | | | | | | | | | | |
| J. Conner | 7 | 56 | 8.0 | 17 | 1 | J. Allen | 5 | 8 | 1.6 | 8 | 0 | | | | | | | | | | |
| A. Brown | 5 | 42 | 8.4 | 11 | 1 | M. Andrews | 3 | 50 | 16.7 | 21 | 0 | | | | | | | | | | |
| V. McDonald | 3 | 25 | 8.3 | 13 | 0 | M. Crabtree | 3 | 32 | 10.7 | 13 | 0 | | | | | | | | | | |
| R. Switzer | 3 | 21 | 7.0 | 13 | 0 | J. Brown | 3 | 15 | 5.0 | 6 | 0 | | | | | | | | | | |
| J. James | 2 | 53 | 26.5 | 51 | 0 | C. Moore | 1 | 30 | 30.0 | 30 | 0 | | | | | | | | | | |
| J. Washington | 2 | 17 | 8.5 | 9 | 0 | H. Hurst | 1 | 21 | 21.0 | 21 | 0 | | | | | | | | | | |
| | | | | | | A. Collins | 1 | 4 | 4.0 | 4 | 0 | | | | | | | | | | |
| Total | 29 | 292 | 10.1 | 51 | 2 | Total | 24 | 218 | 9.1 | 30 | 0 | | | | | | | | | | |
| INTERCEPTIONS | | | | | | | | | | | INTERCEPTIONS | | | | | | | | | | |
| | NO | YDS | AVG | LG | TD | | NO | YDS | AVG | LG | TD | | | | | | | | | | |
| None | 0 | 0 | 0.0 | 0 | 0 | None | 0 | 0 | 0.0 | 0 | 0 | | | | | | | | | | |
| Total | 0 | 0 | 0.0 | 0 | 0 | Total | 0 | 0 | 0.0 | 0 | 0 | | | | | | | | | | |
| SACKS | | | | | | | | | | | SACKS | | | | | | | | | | |
| S. Tuitt 1-7, B. Dupree 0.5-3.5, V. Williams 0.5-3.5 | | | | | | | | | | | M. Judon 1-10 | | | | | | | | | | |
| TACKLES (TOP 3) | | | | | | | | | | | TACKLES (TOP 3) | | | | | | | | | | |
| S. Davis 8 (8 solo), J. Bostic 5 (4 solo), T. Watt 5 (4 solo), M. Burnett 5 (3 solo) | | | | | | | | | | | E. Weddle 7 (6 solo), C. Mosley 7 (3 solo), B. Carr 6 (5 solo) | | | | | | | | | | |



GAME 10: RAVENS 24, BENGALS 21

Baltimore (5-5) - Cincinnati (5-5)

Sunday, November 18, 2018 - 1:02 PM ET - M&T Bank Stadium - Baltimore
Weather: 48°, Cloudy, Wind SE 8 mph - Attendance: 70,077 - Time: 3:05



QB Lamar Jackson, a 2018 first-round selection, started his first NFL game and helped the Ravens come from behind in a dramatic 24-21 victory over the Bengals. Jackson, who completed 13 of 19 for 150 yards, rushed 27 times for 117 yards. Those are the most carries by an NFL QB since Joe Geri ran 29 times for the Steelers in 1950. Baltimore produced the second-most rushing attempts (54) and fifth-most rushing yards (265, tied) in franchise history. Rookie RB Gus Edwards added 115 yards on the ground on 17 attempts. In the end, the Ravens' defense made a stop when the Bengals had the ball at their own 10-yard line with 2:45 left. Cincinnati's final effort came on a fourth-and-3 from their 37 that failed when Ravens CB Marlon Humphrey knocked away the intended pass for WR Cody Core. On the Ravens' first possession of the game, Jackson directed an 11-play (all runs), 75-yard drive that ended with RB Alex Collins running 7 yards for a touchdown and 7-0 lead. The Bengals tied the contest at 7-7 in the second quarter on a RB Joe Mixon 1-yard TD. A 28-yard K Justin Tucker FG gave the lead back to Baltimore at 10-7, and then Tucker ended the first half with a 56-yard boot. The Bengals' 2 third-quarter TD drives both started on the Ravens' side of the 50. The first followed a S Shawn Williams INT of Jackson at the Ravens' 32-yard line that led to a 4-yard QB Andy Dalton-to-TE Matt Lengel TD. The second came when the Bengals stopped Baltimore on a fourth-and-1 at the Baltimore 45. Dalton soon hit WR John Ross with a spectacular 22-yard TD for an 8-point lead, 21-13. The Ravens ended the third quarter with another impressive scoring series (10 plays, 80 yards) that tied the game at 21 with an 11-yard Edwards TD that was followed by his 2-point conversion run. Tucker's 24-yard FG with 8:12 left in the game provided the winning margin. The Ravens' defense limited the Bengals to 255 yards, the second fewest the Bengals have produced this season.

CINCINNATI BENGALS (Head Coach: Marvin Lewis)

OFFENSE

| | | |
|----|----|------------|
| WR | 15 | J. Ross |
| LT | 77 | C. Glenn |
| LG | 65 | C. Boling |
| C | 53 | B. Price |
| RG | 62 | A. Redmond |
| RT | 68 | B. Hart |
| TE | 87 | C. Uzomah |
| WR | 83 | T. Boyd |
| QB | 14 | A. Dalton |
| HB | 28 | J. Mixon |
| HB | 25 | G. Bernard |

DEFENSE

| | | |
|-----|----|----------------|
| LDE | 96 | C. Dunlap |
| NT | 99 | A. Billings |
| DT | 97 | G. Atkins |
| RDE | 90 | M. Johnson |
| LB | 56 | H. Nickerson |
| LB | 55 | V. Burfict |
| LCB | 27 | D. Kirkpatrick |
| RCB | 22 | W. Jackson |
| NB | 21 | D. Dennard |
| SS | 36 | S. Williams |
| FS | 30 | J. Bates |

BALTIMORE RAVENS (Head Coach: John Harbaugh)

OFFENSE

| | | |
|----|----|--------------|
| WR | 15 | M. Crabtree |
| WR | 13 | J. Brown |
| LT | 79 | R. Stanley |
| LG | 72 | A. Lewis |
| C | 68 | M. Skura |
| RG | 73 | M. Yanda |
| RT | 78 | O. Brown Jr. |
| TE | 86 | N. Boyle |
| TE | 89 | M. Andrews |
| QB | 8 | L. Jackson |
| RB | 34 | A. Collins |

DEFENSE

| | | |
|------|----|--------------|
| NT | 98 | B. Williams |
| DE | 96 | B. Urban |
| RUSH | 55 | T. Suggs |
| MLB | 57 | C. Mosley |
| WLB | 48 | P. Onwuasor |
| OLB | 90 | Z. Smith |
| DB | 25 | T. Young |
| LCB | 24 | B. Carr |
| SS | 23 | T. Jefferson |
| FS | 32 | E. Weddle |
| RCB | 22 | J. Smith |

GAME SUMMARY

| | 1 | 2 | 3 | 4 | OT | TOTAL | FIELD GOALS (MADE) & MISSED |
|------------|---|---|----|---|----|-------|-----------------------------|
| CINCINNATI | 0 | 7 | 14 | 0 | 0 | 21 | R. Bullock 52WR |
| BALTIMORE | 7 | 6 | 8 | 3 | 0 | 24 | J. Tucker (28, 56, 24) |

| TEAM | QTR | TIME | PLAY DESCRIPTION (extra point) | DRIVE | SCORE |
|---------|-----|-------|---|-------------|-------|
| Ravens | 1 | 7:31 | A. Collins 7 yd. run (J. Tucker kick) | 11-75, 5:23 | 0-7 |
| Bengals | 2 | 12:57 | J. Mixon 1 yd. run (R. Bullock kick) | 6-57, 2:06 | 7-7 |
| Ravens | 2 | 1:46 | J. Tucker 28 yd. Field Goal | 7-34, 3:16 | 7-10 |
| Ravens | 2 | 0:00 | J. Tucker 56 yd. Field Goal | 4-27, 0:22 | 7-13 |
| Bengals | 3 | 11:46 | M. Lengel 4 yd. pass from A. Dalton (R. Bullock kick) | 4-32, 1:50 | 14-13 |
| Bengals | 3 | 5:45 | J. Ross 22 yd. pass from A. Dalton (R. Bullock kick) | 7-45, 3:30 | 21-13 |
| Ravens | 3 | 1:03 | G. Edwards 11 yd. run (G. Edwards run) | 10-80, 4:42 | 21-21 |
| Ravens | 4 | 8:12 | J. Tucker 24 yd. Field Goal | 13-55, 6:56 | 21-24 |

OFFICIALS – Referee: Walt Coleman (65), Umpire: Jeff Rice (44), Down Judge: Jerry Bergman (91), Line Judge: Mark Stewart (75), Side Judge: Jabir Walker (26), Field Judge: Greg Gautreaux (80), Back Judge: Greg Yette (38)

TEAM STATISTICS

| | BENGALS | RAVENS |
|-------------------------------|-------------|-------------|
| First Downs | 15 (4-10-1) | 23 (15-7-1) |
| Third Downs | 6-14 (43%) | 8-16 (50%) |
| Fourth Downs | 0-1 (0%) | 0-1 (0%) |
| Total Net Yards | 255 | 403 |
| Plays – Average | 54-4.7 | 75-5.4 |
| Net Yds Rushing | 48 | 267 |
| Rushes – Average | 16-3.0 | 53-5.0 |
| Net Yards Passing | 207 | 136 |
| Att. – Yds Lost – Gross Pass. | 1-4-211 | 3-14-150 |
| Passes Att. – Comp. – INT | 37-19-0 | 19-13-1 |
| Red Zone | 2-2 (100%) | 2-4 (50%) |
| Goal-to-Go | 2-2 (100%) | 1-2 (50%) |
| Punts – Average | 6-41.8 | 4-39.3 |
| Penalties – Yards | 7-58 | 5-31 |
| Fumbles – Lost | 0-0 | 1-0 |
| Time of Possession | 21:51 | 38:09 |

INDIVIDUAL STATISTICS

| BENGALS | | | | | | | | | | | RAVENS | | | | | | | | | | |
|-----------------|--|-----------------|--|------------|----------|----------------------|-----------|-------------|--------------|-----------|-----------|------------|-------------|----------|-----------|----------|-------------|--|--|--|--|
| RUSHING | ATT | YDS | AVG | LG | TD | RUSHING | ATT | YDS | AVG | LG | TD | | | | | | | | | | |
| A. Dalton | 2 | 29 | 14.5 | 20 | 0 | L. Jackson | 26 | 119 | 4.6 | 21 | 0 | | | | | | | | | | |
| J. Mixon | 12 | 14 | 1.2 | 4 | 1 | G. Edwards | 17 | 115 | 6.8 | 17 | 1 | | | | | | | | | | |
| G. Bernard | 2 | 5 | 2.5 | 3 | 0 | A. Collins | 7 | 18 | 2.6 | 7 | 1 | | | | | | | | | | |
| | | | | | | C. Moore | 1 | 8 | 8.0 | 8 | 0 | | | | | | | | | | |
| | | | | | | T. Montgomery | 0 | 5 | 8.0 | 5 | 0 | | | | | | | | | | |
| | | | | | | J. Allen | 1 | 2 | 2.0 | 2 | 0 | | | | | | | | | | |
| | | | | | | J. Brown | 1 | 0 | 0.0 | 0 | 0 | | | | | | | | | | |
| Total | 16 | 48 | 3.0 | 20 | 1 | Total | 53 | 267 | 5.0 | 21 | 2 | | | | | | | | | | |
| PASSING | ATT | CMP | YDS | SK/YD | TD | LG | IN | RT | PASSING | ATT | CMP | YDS | SK/YD | TD | LG | IN | RT | | | | |
| A. Dalton | 36 | 19 | 211 | 1/4 | 2 | 32 | 0 | 89.0 | L. Jackson | 19 | 13 | 150 | 3/14 | 0 | 23 | 1 | 70.1 | | | | |
| T. Boyd | 1 | 0 | 0 | 0/0 | 0 | 0 | 0 | 39.6 | | | | | | | | | | | | | |
| Total | 37 | 19 | 211 | 1/4 | 2 | 32 | 0 | 86.7 | Total | 19 | 13 | 150 | 3/14 | 0 | 23 | 1 | 70.1 | | | | |
| RECEIVING | REC | YDS | AVG | LG | TD | RECEIVING | REC | YDS | AVG | LG | TD | | | | | | | | | | |
| T. Boyd | 4 | 71 | 17.8 | 32 | 0 | W. Snead IV | 5 | 51 | 10.2 | 17 | 0 | | | | | | | | | | |
| G. Bernard | 4 | 20 | 5.0 | 8 | 0 | N. Boyle | 4 | 36 | 9.0 | 16 | 0 | | | | | | | | | | |
| C. Uzomah | 3 | 41 | 13.7 | 20 | 0 | J. Brown | 1 | 23 | 23.0 | 23 | 0 | | | | | | | | | | |
| J. Mixon | 3 | 38 | 12.7 | 21 | 0 | M. Andrews | 1 | 19 | 19.0 | 19 | 0 | | | | | | | | | | |
| J. Ross | 2 | 27 | 13.5 | 22 | 1 | C. Moore | 1 | 14 | 14.0 | 14 | 0 | | | | | | | | | | |
| A. Tate | 1 | 5 | 5.0 | 5 | 0 | M. Crabtree | 1 | 7 | 7.0 | 7 | 0 | | | | | | | | | | |
| J. Franks | 1 | 5 | 5.0 | 5 | 0 | | | | | | | | | | | | | | | | |
| M. Lengel | 1 | 4 | 4.0 | 4 | 1 | Total | 13 | 150 | 11.5 | 23 | 0 | | | | | | | | | | |
| Total | 19 | 211 | 11.1 | 32 | 2 | INTERCEPTIONS | NO | YDS | AVG | LG | TD | | | | | | | | | | |
| INTERCEPTIONS | NO | YDS | AVG | LG | TD | S. Williams | 1 | 22 | 22.0 | 22 | 0 | | | | | | | | | | |
| S. Williams | 1 | 22 | 22.0 | 22 | 0 | None | 0 | 0 | 0.0 | 0 | 0 | | | | | | | | | | |
| Total | 1 | 22 | 22.0 | 22 | 0 | Total | 0 | 0 | 0.0 | 0 | 0 | | | | | | | | | | |
| SACKS | A. Billings 1-7, S. Hubbard 1-5, G. Atkins 1-2 | SACKS | M. Judon 0.5-2, T. Bowser 0.5-2 | | | | | | | | | | | | | | | | | | |
| TACKLES (TOP 3) | S. Williams 11 (9 solo), H. Nickerson 11 (8 solo), J. Bates 9 (7 solo) | TACKLES (TOP 3) | T. Jefferson 6 (4 solo), C. Mosley 5 (4 solo), K. Young 4 (4 solo), P. Onwuasor 4 (3 solo) | | | | | | | | | | | | | | | | | | |



GAME 11: RAVENS 34, RAIDERS 17

Baltimore (6-5) • Oakland (2-9)



Sunday, November 25, 2018 • 1:02 PM ET • M&T Bank Stadium • Baltimore
 Weather: 60°, Partly Cloudy, Wind WNW 7 mph • Attendance: 70,035 • Time: 3:02

The Ravens produced two returns for touchdowns, one on a punt and the other after a fumble recovery, when they beat the Raiders, 34-17, last Sunday at M&T Bank Stadium. CB/RS Cyrus Jones, a Baltimore product (The Gilman School), scored the Ravens' first TD on a 70-yard punt return. OLB Terrell Suggs ended the team's scoring with a 43-yard fumble recovery and return with 5:55 left in the game. Rookie QB Lamar Jackson, who started his second-consecutive game for the injured QB Joe Flacco (hip), ran for a TD and threw for another. He did throw 2 interceptions, but both came off deflections. Another rookie, RB Gus Edwards, produced his second-straight 100-yard rushing performance, finishing with 118 yards (23 carries). The teams exchanged TDs in the first half. Oakland's came on the game's opening series (12 plays, 81 yards), ending with a 1-yard RB Doug Martin run. Jones' PR provided the Ravens' TD, while K Justin Tucker added 2 field goals (47 and 28 yards), and Oakland K Daniel Carlson made 1 (42 yards) to make it 13-10 at the half. Baltimore opened the third quarter with a 13-play, 75-yard drive that ended with Jackson's 5-yard TD run (20-10). Oakland fought back and got within 3 points (20-17) after QB Derek Carr hit TE Jared Cook with a 16-yard TD strike late in the third quarter. The Ravens concluded the scoring with a pair of fourth-quarter TDs, the first on a Jackson-to-WR Michael Crabtree 8-yard dart and the second on Suggs' TD return. Jackson was 14-of-25 for 178 yards and added 71 yards rushing on 11 carries. The Ravens rushed for 242 yards (43 for a 5.6-yard average). Carr completed 16 of 34 passes for 194 and was sacked 3 times – all by OLB Matthew Judon on consecutive plays in the fourth quarter. Judon's strip-sack set up Suggs' FR-TD. The Ravens' No. 1 ranked defense (yards and points per game) limited the Raiders to 249 yards, the third time this season that an opponent was held to fewer than 250 yards against Baltimore.

OAKLAND RAIDERS (Head Coach: Jon Gruden)

| OFFENSE | | DEFENSE | |
|---------|---------------|---------|-----------------|
| LT | 77 K. Miller | DE | 98 F. Rucker |
| LG | 70 K. Osemele | DT | 73 M. Hurst |
| C | 61 R. Hudson | DT | 90 J. Hankins |
| RG | 66 G. Jackson | DE | 99 A. Key |
| RT | 75 B. Parker | MLB | 59 T. Whitehead |
| TE | 87 J. Cook | WLB | 50 N. Morrow |
| WR | 82 J. Nelson | CB | 20 D. Worley |
| QB | 4 D. Carr | CB | 23 N. Nelson |
| RB | 28 D. Martin | CB | 21 G. Conley |
| WR | 10 S. Roberts | S | 31 M. Gilchrist |
| WR | 88 M. Ateman | S | 42 K. Joseph |

BALTIMORE RAVENS (Head Coach: John Harbaugh)

| OFFENSE | | DEFENSE | |
|---------|-----------------|---------|-----------------|
| WR | 15 M. Crabtree | NT | 98 B. Williams |
| WR | 83 W. Snead IV | DE | 96 B. Urban |
| LT | 79 R. Stanley | RUSH | 55 T. Suggs |
| LG | 72 A. Lewis | MLB | 57 C. Mosley |
| C | 68 M. Skura | WLB | 48 P. Onwuasor |
| RG | 73 M. Yanda | OLB | 90 Z. Smith |
| RT | 78 O. Brown Jr. | LCB | 24 B. Carr |
| TE | 86 N. Boyle | SS | 23 T. Jefferson |
| WR | 13 J. Brown | CB | 22 J. Smith |
| QB | 8 L. Jackson | FS | 32 E. Weddle |
| RB | 35 G. Edwards | RCB | 29 M. Humphrey |

GAME SUMMARY

| | 1 | 2 | 3 | 4 | OT | TOTAL | FIELD GOALS (MADE) & MISSED |
|-----------|---|----|---|----|----|-------|-----------------------------|
| OAKLAND | 7 | 3 | 7 | 0 | 0 | 17 | D. Carlson (42) |
| BALTIMORE | 3 | 10 | 7 | 14 | 0 | 34 | J. Tucker (47, 28) |

| TEAM | QTR | TIME | PLAY DESCRIPTION (extra point) | DRIVE | SCORE |
|---------|-----|-------|---|-------------|-------|
| Raiders | 1 | 8:45 | D. Martin 1 yd. run (D. Carlson kick) | 12-81, 6:15 | 7-0 |
| Ravens | 1 | 4:28 | J. Tucker 47 yd. Field Goal | 9-40, 4:17 | 7-3 |
| Ravens | 2 | 12:45 | C. Jones 70 yd. punt return (J. Tucker kick) | | 7-10 |
| Ravens | 2 | 7:11 | J. Tucker 28 yd. Field Goal | 6-77, 3:05 | 7-13 |
| Raiders | 2 | 2:34 | D. Carlson 42 yd. Field Goal | 7-20, 2:57 | 10-13 |
| Ravens | 3 | 8:10 | L. Jackson 5 yd. run (J. Tucker kick) | 13-75, 6:50 | 10-20 |
| Raiders | 3 | 5:09 | J. Cook 16 yd. pass from D. Carr (D. Carlson kick) | 6-75, 3:01 | 17-20 |
| Ravens | 4 | 11:16 | M. Crabtree 8 yd. pass from L. Jackson (J. Tucker kick) | 17-71, 8:53 | 17-27 |
| Ravens | 4 | 5:55 | T. Suggs 43 yd. fumble return (J. Tucker kick) | | 17-34 |

OFFICIALS – Referee: Clay Martin (19), Umpire: Fred Bryan (11), Down Judge: Danny Short (113), Line Judge: Kent Payne (79), Side Judge: Brad Freeman (88), Field Judge: David Meslow (118), Back Judge: Gregory Wilson (119)

TEAM STATISTICS

| | RAIDERS | RAVENS |
|-------------------------------|------------|-------------|
| First Downs | 13 (4-9-0) | 23 (13-9-1) |
| Third Downs | 3-13 (23%) | 8-13 (62%) |
| Fourth Downs | 1-2 (50%) | 0-0 (0%) |
| Total Net Yards | 249 | 416 |
| Plays – Average | 56-4.4 | 69-6.0 |
| Net Yds Rushing | 67 | 242 |
| Rushes – Average | 19-3.5 | 43-5.6 |
| Net Yards Passing | 182 | 174 |
| Att. – Yds Lost – Gross Pass. | 3-12-194 | 1-4-178 |
| Passes Att. – Comp. – INT | 34-16-0 | 25-14-2 |
| Red Zone | 2-2 (100%) | 2-4 (50%) |
| Goal-to-Go | 1-1 (100%) | 2-3 (67%) |
| Punts – Average | 6-44.7 | 2-47.0 |
| Penalties – Yards | 4-24 | 6-45 |
| Fumbles – Lost | 1-1 | 1-0 |
| Time of Possession | 25:48 | 34:12 |

INDIVIDUAL STATISTICS

| RAIDERS | | | | | | | | | | RAVENS | | | | | | | | | |
|--|-----------|------------|-------------|-------------|----------|---------------|-----------|-------------|--------------|---|-----------|------------|------------|----------|-----------|----------|-------------|--|--|
| RUSHING | | | | | | | | | | RUSHING | | | | | | | | | |
| | ATT | YDS | AVG | LG | TD | | ATT | YDS | AVG | LG | TD | | | | | | | | |
| D. Martin | 11 | 51 | 4.6 | 14 | 1 | G. Edwards | 23 | 118 | 5.1 | 19 | 0 | | | | | | | | |
| S. Roberts | 1 | 11 | 11.0 | 11 | 0 | L. Jackson | 11 | 71 | 6.5 | 39 | 1 | | | | | | | | |
| D. Washington | 3 | 8 | 2.7 | 5 | 0 | T. Montgomery | 8 | 51 | 6.4 | 15 | 0 | | | | | | | | |
| J. Richard | 1 | 1 | 1.0 | 1 | 0 | J. Allen | 1 | 2 | 2.0 | 2 | 0 | | | | | | | | |
| A. McCarron | 2 | -2 | -1.0 | -1 | 0 | | | | | | | | | | | | | | |
| J. Nelson | 1 | -2 | -2.0 | -2 | 0 | | | | | | | | | | | | | | |
| Total | 19 | 67 | 3.5 | 14 | 1 | Total | 43 | 242 | 5.6 | 39 | 1 | | | | | | | | |
| PASSING | | | | | | | | | | PASSING | | | | | | | | | |
| | ATT | CMP | YDS | SK/YD | TD | LG | IN | RT | | ATT | CMP | YDS | SK/YD | TD | LG | IN | RT | | |
| D. Carr | 34 | 16 | 194 | 3/12 | 1 | 44 | 0 | 74.9 | L. Jackson | 25 | 14 | 178 | 1/4 | 1 | 74 | 2 | 58.4 | | |
| Total | 34 | 16 | 194 | 3/12 | 1 | 44 | 0 | 74.9 | Total | 25 | 14 | 178 | 1/4 | 1 | 74 | 2 | 58.4 | | |
| RECEIVING | | | | | | | | | | RECEIVING | | | | | | | | | |
| | REC | YDS | AVG | LG | TD | | REC | YDS | AVG | LG | TD | | | | | | | | |
| D. Martin | 3 | 21 | 7.0 | 9 | 0 | H. Hurst | 3 | 25 | 8.3 | 11 | 0 | | | | | | | | |
| M. Ateman | 3 | 16 | 5.3 | 11 | 0 | M. Crabtree | 3 | 21 | 7.0 | 10 | 1 | | | | | | | | |
| S. Roberts | 2 | 54 | 27.0 | 44 | 0 | T. Montgomery | 3 | 13 | 4.3 | 6 | 0 | | | | | | | | |
| L. Smith | 2 | 39 | 19.5 | 30 | 0 | N. Boyle | 2 | 19 | 9.5 | 10 | 0 | | | | | | | | |
| J. Cook | 2 | 32 | 16.0 | 16 | 1 | M. Andrews | 1 | 74 | 74.0 | 74 | 0 | | | | | | | | |
| J. Richard | 2 | 15 | 7.5 | 16 | 0 | J. Brown | 1 | 25 | 25.0 | 25 | 0 | | | | | | | | |
| D. Washington | 1 | 9 | 9.0 | 9 | 0 | C. Moore | 1 | 1 | 1.0 | 1 | 0 | | | | | | | | |
| K. Hatcher | 1 | 8 | 8.0 | 8 | 0 | | | | | | | | | | | | | | |
| Total | 16 | 194 | 12.1 | 44 | 1 | Total | 14 | 178 | 12.7 | 74 | 1 | | | | | | | | |
| INTERCEPTIONS | | | | | | | | | | INTERCEPTIONS | | | | | | | | | |
| | NO | YDS | AVG | LG | TD | | NO | YDS | AVG | LG | TD | | | | | | | | |
| R. Nelson | 1 | 0 | 0.0 | 0 | 0 | | | | | | | | | | | | | | |
| M. Gilchrist | 1 | 0 | 0.0 | 0 | 0 | | | | | | | | | | | | | | |
| Total | 2 | 0 | 0.0 | 0 | 0 | Total | 0 | 0 | 0.0 | 0 | 0 | | | | | | | | |
| SACKS | | | | | | | | | | SACKS | | | | | | | | | |
| N. Morrow 1-4 | | | | | | | | | | M. Judon 3-12 | | | | | | | | | |
| TACKLES (TOP 3) | | | | | | | | | | TACKLES (TOP 3) | | | | | | | | | |
| T. Whitehead 14 (8 solo), K. Joseph 8 (7 solo), N. Nelson 5 (3 solo) | | | | | | | | | | C. Mosley 8 (7 solo), M. Judon 5 (3 solo), P. Onwuasor 4 (3 solo) | | | | | | | | | |



GAME 12: RAVENS 26, FALCONS 16

Baltimore (7-5) - Atlanta (4-8)



Sunday, December 2, 2018 - 1:01 PM ET - Mercedes-Benz Stadium - Atlanta
 Weather: 67°, Mostly Cloudy, Wind SW 9 mph - Attendance: 72,262 - Time: 3:09

The Ravens' defense held the Falcons to just 131 yards, while the offense held the ball for nearly 40 minutes (39:39), helping Baltimore to a 26-16 victory over host Atlanta at Mercedes-Benz Stadium. It was the third-consecutive win for the Ravens, keeping them in the playoff hunt. K Justin Tucker made 4 FGs, while CB Tavon Young scored after scooping up a QB Matt Ryan fumble and racing 12 yards for the clinching touchdown with 7:16 left in the game. For the third-straight contest, rookie QB Lamar Jackson started for the injured Joe Flacco (hip). Jackson rushed for a TD (13 yards), part of his 17 rushes for 75 yards, and he was 12-of-21 for 125 passing yards. The Ravens' defense, ranked No. 1 in the NFL in fewest yards and points allowed, dominated, limiting the Falcons' explosive offense to 2-of-9 on third down. Ryan was held to 16-of-26 for 131 yards and was sacked 3 times. The Falcons opened the game with a 12-play drive that ended with K Matt Bryant's 44-yard FG. The Ravens bounced back with Jackson's TD to make the score 7-3 at the end of the first quarter. Atlanta DE Vic Beasley Jr. then recovered a Jackson fumble and rumbled 74 yards to the end zone to give the hosts a 10-7 advantage. A 41-yard Tucker FG tied the game at 10 at the half. Two more Tucker FGs (21 and 45 yards) put the Ravens ahead, 16-10, entering the fourth quarter. Another Tucker FG (47 yards) gave Baltimore a 19-10 advantage that was increased to 26-10 after Young's TD. The Falcons added a late TD on a drive that was aided by four Raven penalties when Ryan found TE Austin Hooper for a 1-yard score. The Ravens, for the third game in a row, rushed for over 200 yards (207). Rookie RB Gus Edwards ran 21 times for 82 yards. RB/WR Ty Montgomery caught 5 passes for 42 yards and added 13 more on 3 rushes. The Falcons managed only 34 yards on 15 runs. A game highlight saw P Sam Koch throw a 21-yard, first-down strike to WR/RS Chris Moore on a fake punt in the second quarter.

BALTIMORE RAVENS (Head Coach: John Harbaugh)

| OFFENSE | | | DEFENSE | | |
|---------|----|--------------|---------|----|-------------|
| WR | 15 | M. Crabtree | NT | 98 | B. Williams |
| WR | 83 | W. Snead IV | DE | 96 | B. Urban |
| LT | 79 | R. Stanley | RUSH | 55 | T. Suggs |
| LG | 72 | A. Lewis | MLB | 57 | C. Mosley |
| C | 68 | M. Skura | WLB | 48 | P. Onwuasor |
| RG | 73 | M. Yanda | SAM | 90 | Z. Smith |
| RT | 78 | O. Brown Jr. | LCB | 24 | B. Carr |
| TE | 86 | N. Boyle | SS | 36 | C. Clark |
| WR | 13 | J. Brown | DB | 25 | T. Young |
| QB | 8 | L. Jackson | FS | 32 | E. Weddle |
| RB | 35 | G. Edwards | RCB | 22 | J. Smith |

ATLANTA FALCONS (Head Coach: Dan Quinn)

| OFFENSE | | | DEFENSE | | |
|---------|----|---------------|---------|----|--------------|
| WR | 12 | M. Sanu | DE | 44 | V. Beasley |
| WR | 11 | J. Jones | DT | 95 | JA. Crawford |
| LT | 70 | J. Matthews | DT | 97 | G. Jarrett |
| LG | 71 | W. Schweitzer | DE | 98 | T. McKinley |
| C | 51 | A. Mack | LB | 45 | D. Jones |
| RG | 69 | Z. Beadles | LB | 59 | D. Campbell |
| RT | 73 | R. Schraeder | CB | 34 | B. Poole |
| TE | 81 | A. Hooper | CB | 21 | D. Trufant |
| QB | 2 | M. Ryan | CB | 23 | R. Alford |
| RB | 26 | T. Coleman | S | 27 | D. Kazee |
| WR | 18 | C. Ridley | S | 29 | J. Richards |

GAME SUMMARY

| | 1 | 2 | 3 | 4 | OT | TOTAL | FIELD GOALS (MADE) & MISSED |
|-----------|---|---|---|----|----|-------|-----------------------------|
| BALTIMORE | 7 | 3 | 6 | 10 | 0 | 26 | J. Tucker (41, 21, 45, 47) |
| ATLANTA | 3 | 7 | 0 | 6 | 0 | 16 | M. Bryant (44) |

| TEAM | QTR | TIME | PLAY DESCRIPTION (extra point) | DRIVE | SCORE |
|---------|-----|-------|--|-------------|-------|
| Falcons | 1 | 9:32 | M. Bryant 44 yd. Field Goal | 12-49, 5:28 | 0-3 |
| Ravens | 1 | 4:17 | L. Jackson 13 yd. run (J. Tucker kick) | 9-75, 5:15 | 7-3 |
| Falcons | 2 | 11:33 | V. Beasley 74 yd. fumble return (M. Bryant kick) | | 7-10 |
| Ravens | 2 | 0:06 | J. Tucker 41 yd. Field Goal | 9-59, 1:40 | 10-10 |
| Ravens | 3 | 9:59 | J. Tucker 21 yd. Field Goal | 10-72, 5:01 | 13-10 |
| Ravens | 3 | 0:31 | J. Tucker 45 yd. Field Goal | 14-60, 8:08 | 16-10 |
| Ravens | 4 | 7:25 | J. Tucker 47 yd. Field Goal | 13-55, 6:38 | 19-10 |
| Ravens | 4 | 7:16 | T. Young 12 yd. fumble return (J. Tucker kick) | | 26-10 |
| Falcons | 4 | 4:18 | A. Hooper 1 yd. pass from M. Ryan (pass failed) | 6-75, 2:58 | 26-16 |

OFFICIALS – Referee: Brad Allen (122), Umpire: Ruben Fowler (71), Down Judge: Jim Mello (48), Line Judge: Brian Bolinger (40), Side Judge: Scott Novak (1), Field Judge: Steve Zimmer (33), Back Judge: Terrence Miles (111)

TEAM STATISTICS

| | RAVENS | FALCONS |
|-------------------------------|-------------|------------|
| First Downs | 25 (12-9-4) | 16 (5-6-5) |
| Third Downs | 7-15 (47%) | 2-9 (22%) |
| Fourth Downs | 2-2 (100%) | 0-1 (0%) |
| Total Net Yards | 366 | 131 |
| Plays – Average | 77-4.8 | 45-2.9 |
| Net Yds Rushing | 207 | 34 |
| Rushes – Average | 49-4.2 | 15-2.3 |
| Net Yards Passing | 159 | 97 |
| Att. – Yds Lost – Gross Pass. | 2-8-167 | 3-34-131 |
| Passes Att. – Comp. – INT | 26-15-0 | 27-16-0 |
| Red Zone | 1-2 (50%) | 1-1 (100%) |
| Goal-to-Go | 0-1 (0%) | 1-1 (100%) |
| Punts – Average | 3-47.3 | 5-50.4 |
| Penalties – Yards | 9-88 | 8-82 |
| Fumbles – Lost | 4-1 | 2-1 |
| Time of Possession | 39:39 | 20:21 |

INDIVIDUAL STATISTICS

| RAVENS | | | | | | | | | | | FALCONS | | | | | | | | | | |
|--|-----------|------------|-------------|------------|----------|----------------------|-----------|-------------|------------------|-----------|---|----------------------|-------------|------------|------------|-----------|-------------|----|----|--|--|
| RUSHING | | | | | | | | | | | RUSHING | | | | | | | | | | |
| | ATT | YDS | AVG | LG | TD | | | | | | | ATT | YDS | AVG | LG | TD | | | | | |
| G. Edwards | 21 | 82 | 3.9 | 9 | 0 | I. Smith | 7 | 22 | 3.1 | 11 | 0 | T. Coleman | 6 | 8 | 1.3 | 8 | 0 | | | | |
| L. Jackson | 17 | 75 | 4.4 | 16 | 1 | M. Ryan | 2 | 4 | 2.0 | 5 | 0 | | | | | | | | | | |
| K. Dixon | 8 | 37 | 4.6 | 13 | 0 | | | | | | | | | | | | | | | | |
| T. Montgomery | 3 | 13 | 4.3 | 7 | 0 | Total | 15 | 34 | 2.3 | 11 | 0 | | | | | | | | | | |
| Total | 49 | 207 | 4.2 | 16 | 1 | PASSING | | | | | | | | | | | | | | | |
| PASSING | | | | | | | | | | | PASSING | | | | | | | | | | |
| | ATT | CMP | YDS | SK/YD | TD | LG | IN | RT | | | | ATT | CMP | YDS | SK/YD | TD | LG | IN | RT | | |
| L. Jackson | 21 | 12 | 125 | 2/8 | 0 | 21 | 0 | 74.5 | M. Ryan | 26 | 16 | 131 | 3/34 | 1 | 17 | 0 | 87.2 | | | | |
| R. Griffin III | 4 | 2 | 21 | 0/0 | 0 | 14 | 0 | 65.6 | M. Sanu | 1 | 0 | 0 | 0/0 | 0 | 0 | 0 | 39.6 | | | | |
| S. Koch | 1 | 1 | 21 | 0/0 | 0 | 21 | 0 | 118.8 | Total | 27 | 16 | 131 | 3/34 | 1 | 17 | 0 | 84.0 | | | | |
| Total | 26 | 15 | 167 | 2/8 | 0 | 21 | 0 | 76.9 | RECEIVING | | | | | | | | | | | | |
| RECEIVING | | | | | | | | | | | RECEIVING | | | | | | | | | | |
| | REC | YDS | AVG | LG | TD | | | | | | | REC | YDS | AVG | LG | TD | | | | | |
| T. Montgomery | 5 | 42 | 8.4 | 14 | 0 | A. Hooper | 5 | 44 | 8.8 | 17 | 1 | M. Sanu | 3 | 37 | 12.3 | 15 | 0 | | | | |
| M. Andrews | 3 | 47 | 15.7 | 21 | 0 | M. Ryan | 3 | 22 | 7.3 | 10 | 0 | C. Ridley | 3 | 22 | 7.3 | 10 | 0 | | | | |
| M. Crabtree | 3 | 36 | 12.0 | 18 | 0 | J. Jones | 2 | 18 | 9.0 | 9 | 0 | R. Gage | 1 | 7 | 7.0 | 7 | 0 | | | | |
| C. Moore | 1 | 21 | 21.0 | 21 | 0 | T. Coleman | 1 | 3 | 3.0 | 3 | 0 | I. Smith | 1 | 0 | 0.0 | 0 | 0 | | | | |
| W. Snead IV | 1 | 8 | 8.0 | 8 | 0 | K. Dixon | 1 | 6 | 6.0 | 6 | 0 | Total | 16 | 131 | 8.2 | 17 | 1 | | | | |
| N. Boyle | 1 | 7 | 7.0 | 7 | 0 | INTERCEPTIONS | NO | YDS | AVG | LG | TD | INTERCEPTIONS | NO | YDS | AVG | LG | TD | | | | |
| K. Dixon | 1 | 6 | 6.0 | 6 | 0 | None | 0 | 0 | 0 | 0 | 0 | None | 0 | 0 | 0 | 0 | 0 | | | | |
| Total | 15 | 167 | 11.1 | 21 | 0 | Total | 0 | 0 | 0 | 0 | 0 | Total | 0 | 0 | 0 | 0 | 0 | | | | |
| SACKS | | | | | | | | | | | SACKS | | | | | | | | | | |
| P. Onwuasor 1-13, Z. Smith 1-11, T. Suggs 1-10 | | | | | | | | | | | G. Jarrett 1-4, D. Jones 1-4 | | | | | | | | | | |
| TACKLES (TOP 3) | | | | | | | | | | | TACKLES (TOP 3) | | | | | | | | | | |
| J. Smith 6 (6 solo), C. Mosley 5 (4 solo), B. Carr 4 (4 solo), C. Clark 4 (3 solo) | | | | | | | | | | | D. Jones 15 (13 solo), F. Oluokun 9 (6 solo), Three tied at 6 | | | | | | | | | | |



GAME 13: CHIEFS 27, RAVENS 24 (OT)

Baltimore (7-6) • Kansas City (11-2)

Sunday, December 9, 2018 • 1:01 PM ET • Arrowhead Stadium • Kansas City
Weather: 27°, Sunny, Wind 0 mph • Attendance: 74,336 • Time: 3:28



The Ravens took the Chiefs, who own the AFC's best record (11-2), to overtime before dropping a 27-24 heartbreaker at Arrowhead Stadium. K Harrison Butker's 35-yard FG in the extra period was the difference. The Ravens jumped to a 24-17 lead with 4:04 left in regulation on a QB Lamar Jackson 9-yard TD throw to WR John Brown. Kansas City, which entered the game with the NFL's No. 1 scoring offense, then produced an 11-play, 75-yard TD drive that included 2 fourth-down conversions. The first came on a fourth-and-9 from their own 40, when a scrambling QB Patrick Mahomes threw an impressive cross-body heave (48 yards) to WR Tyreek Hill for a first down at the Ravens' 12-yard line. The second came on a fourth-and-3 at the Ravens' 5, when Mahomes hit RB Damien Williams for the tying TD. The Chiefs won the OT coin toss and produced a FG on that drive. The Ravens then crossed midfield (44-yard line), but a holding call (LT Ronnie Stanley) put them back to the Baltimore 45. QB Robert Griffin III, who replaced an injured Jackson for the last two plays, threw incomplete to a tightly-covered WR Willie Snead IV on the game's final play. After exchanging possessions in the first quarter, Kansas City scored on a Williams' 1-yard run. Baltimore then tied the game, running the ball all 8 plays on a TD series that ended with RB Kenneth Dixon's 3-yard score. A 28-yard K Justin Tucker FG gave the Ravens their only lead in the first half (10-7). Another Mahomes-engineered drive that ended with a 15-yard TD throw to TE Travis Kelce and a 24-yard Butker FG made the score 17-10 at the half. The Ravens produced the only points in the third quarter in a series that started with S Chuck Clark's interception of Mahomes at the Baltimore 37-yard line. Facing a fourth-and-2 at KC's 10, the Ravens went for it and scored with Jackson hitting TE Maxx Williams for a 10-yard TD toss. The game stayed at 17-17 until Brown's go-ahead TD late in the fourth quarter.

BALTIMORE RAVENS (Head Coach: John Harbaugh)

| OFFENSE | | DEFENSE | |
|---------|--------------|---------|-------------|
| WR 15 | M. Crabtree | NT 98 | B. Williams |
| WR 83 | W. Snead IV | DE 96 | B. Urban |
| LT 79 | R. Stanley | RUSH 55 | T. Suggs |
| LG 74 | J. Hurst | MLB 57 | C. Mosley |
| C 68 | M. Skura | WLB 48 | P. Onwuasor |
| RG 73 | M. Yanda | SAM 90 | Z. Smith |
| RT 78 | O. Brown Jr. | LCB 24 | B. Carr |
| TE 86 | N. Boyle | SS 36 | C. Clark |
| WR 13 | J. Brown | FS 32 | E. Weddle |
| QB 8 | L. Jackson | RCB 29 | M. Humphrey |
| RB 35 | G. Edwards | CB 22 | J. Smith |

KANSAS CITY CHIEFS (Head Coach: Andy Reid)

| OFFENSE | | DEFENSE | |
|---------|-------------|---------|--------------|
| WR 10 | T. Hill | LDE 97 | A. Bailey |
| LT 72 | E. Fisher | NT 91 | D. Nnadi |
| LG 75 | C. Erving | LOLB 55 | D. Ford |
| C 61 | M. Morse | LILB 53 | A. Hitchens |
| RG 77 | A. Wylie | RILB 59 | R. Ragland |
| RT 71 | M. Schwartz | ROLB 50 | J. Houston |
| TE 87 | T. Kelce | LCB 22 | O. Scandrick |
| TE 84 | D. Harris | RCB 20 | S. Nelson |
| WR 17 | C. Conley | CB 23 | K. Fuller |
| QB 15 | P. Mahomes | S 49 | D. Sorensen |
| RB 32 | S. Ware | S 38 | R. Parker |

GAME SUMMARY

| | 1 | 2 | 3 | 4 | OT | TOTAL | FIELD GOALS (MADE) & MISSED |
|-------------|---|----|---|---|----|-------|---------------------------------|
| BALTIMORE | 0 | 10 | 7 | 7 | 0 | 24 | J. Tucker (28) |
| KANSAS CITY | 7 | 10 | 0 | 7 | 3 | 27 | H. Butker 51 WR (24) 43 WR (35) |

| TEAM | QTR | TIME | PLAY DESCRIPTION (extra point) | DRIVE | SCORE |
|--------|-----|-------|---|-------------|-------|
| Chiefs | 1 | 3:03 | Dam. Williams 1 yd. run (H. Butker kick) | 10-75, 5:41 | 0-7 |
| Ravens | 2 | 14:17 | K. Dixon 3 yd. run (J. Tucker kick) | 8-75, 3:46 | 7-7 |
| Ravens | 2 | 7:00 | J. Tucker 28 yd. Field Goal | 10-49, 4:37 | 10-7 |
| Chiefs | 2 | 2:37 | T. Kelce 15 yd. pass from P. Mahomes (H. Butker kick) | 9-75, 4:23 | 10-14 |
| Chiefs | 2 | 0:00 | H. Butker 24 yd. Field Goal | 9-75, 1:36 | 10-17 |
| Ravens | 3 | 3:10 | M. Williams 10 yd. pass from L. Jackson (J. Tucker kick) | 14-73, 7:15 | 17-17 |
| Ravens | 4 | 4:04 | J. Brown 9 yd. pass from L. Jackson (J. Tucker kick) | 3-14, 0:54 | 24-17 |
| Chiefs | 4 | 0:53 | Dam. Williams 5 yd. pass from P. Mahomes (H. Butker kick) | 11-75, 3:11 | 24-24 |
| Chiefs | 5 | 4:42 | H. Butker 35 yd. Field Goal | 11-58, 5:18 | 24-27 |

OFFICIALS – Referee: Tony Corrente (99), Umpire: Alan Eck (0), Down Judge: Patrick Turner (13), Line Judge: Tim Podraza (47), Side Judge: Ryan Dickson (25), Field Judge: Keith Washington (7), Back Judge: Todd Prukop (30)

TEAM STATISTICS

| | RAVENS | CHIEFS |
|-------------------------------|--------------|-------------|
| First Downs | 24 (10-12-2) | 30 (8-18-4) |
| Third Downs | 5-12 (42%) | 6-16 (38%) |
| Fourth Downs | 1-3 (33%) | 3-3 (100%) |
| Total Net Yards | 321 | 441 |
| Plays – Average | 68-4.7 | 83-5.3 |
| Net Yds Rushing | 194 | 94 |
| Rushes – Average | 40-4.9 | 27-3.5 |
| Net Yards Passing | 127 | 347 |
| Att. – Yds Lost – Gross Pass. | 2-20-147 | 3-30-377 |
| Passes Att. – Comp. – INT | 26-13-0 | 53-35-1 |
| Red Zone | 3-4 (75%) | 3-5 (60%) |
| Goal-to-Go | 1-1 (100%) | 1-1 (100%) |
| Punts – Average | 3-52.7 | 3-37.0 |
| Penalties – Yards | 11-112 | 7-53 |
| Fumbles – Lost | 1-1 | 1-0 |
| Time of Possession | 31:27 | 37:00 |

INDIVIDUAL STATISTICS

| RAVENS | | | | | | | | | | | CHIEFS | | | | | | | | | | | | |
|---|-----------|------------|-------------|-------------|----------|----------------------|------------|-------------|------------|--------------|---|----------------------|-----------|--------------|----------------|------------|------------|-------------|--------------|-----------|-----------|-------------|-----------|
| RUSHING | | | | | | | | | | | RUSHING | | | | | | | | | | | | |
| | ATT | YDS | AVG | LG | TD | | | | | | | ATT | YDS | AVG | LG | TD | | | | | | | |
| G. Edwards | 16 | 67 | 4.2 | 11 | 0 | S. Ware | 15 | 75 | 5.0 | 13 | 0 | Dam. Williams | 8 | 14 | 1.8 | 5 | 1 | | | | | | |
| L. Jackson | 14 | 67 | 4.8 | 21 | 0 | T. Hill | 1 | 6 | 6.0 | 6 | 0 | A. Sherman | 1 | 2 | 2.0 | 2 | 0 | | | | | | |
| K. Dixon | 8 | 59 | 7.4 | 15 | 1 | P. Mahomes | 2 | -3 | -1.5 | 2 | 0 | Total | 27 | 94 | 3.5 | 13 | 1 | | | | | | |
| T. Montgomery | 2 | 1 | 0.5 | 1 | 0 | Total | 53 | 35 | 377 | 3/30 | 2 | 48 | 1 | 91.5 | | | | | | | | | |
| Total | 40 | 194 | 4.9 | 21 | 1 | PASSING | ATT | CMP | YDS | SK/YD | TD | LG | IN | RT | PASSING | ATT | CMP | YDS | SK/YD | TD | LG | IN | RT |
| L. Jackson | 24 | 13 | 147 | 2/20 | 2 | 21 | 0 | 100.5 | | | | | | | P. Mahomes | 53 | 35 | 377 | 3/30 | 2 | 48 | 1 | 91.5 |
| R. Griffin III | 2 | 0 | 0 | 0/0 | 0 | 0 | 0 | 39.6 | | | | | | Total | 53 | 35 | 377 | 3/30 | 2 | 48 | 1 | 91.5 | |
| Total | 26 | 13 | 147 | 2/20 | 2 | 21 | 0 | 92.9 | | | | | | Total | 53 | 35 | 377 | 3/30 | 2 | 48 | 1 | 91.5 | |
| RECEIVING | | | | | | | | | | | RECEIVING | | | | | | | | | | | | |
| | REC | YDS | AVG | LG | TD | | | | | | | REC | YDS | AVG | LG | TD | | | | | | | |
| W. Snead IV | 5 | 61 | 12.2 | 16 | 0 | T. Hill | 8 | 139 | 17.4 | 48 | 0 | T. Kelce | 7 | 77 | 11.0 | 17 | 1 | | | | | | |
| M. Crabtree | 3 | 31 | 10.3 | 12 | 0 | S. Ware | 5 | 54 | 10.8 | 31 | 0 | D. Robinson | 5 | 42 | 8.4 | 17 | 0 | | | | | | |
| J. Brown | 2 | 23 | 11.5 | 14 | 1 | Dam. Williams | 4 | 16 | 4.0 | 6 | 1 | D. Harris | 3 | 28 | 9.3 | 15 | 0 | | | | | | |
| K. Dixon | 1 | 21 | 21.0 | 21 | 0 | C. Conley | 2 | 13 | 6.5 | 7 | 0 | C. Conley | 2 | 13 | 6.5 | 7 | 0 | | | | | | |
| M. Williams | 1 | 10 | 10.0 | 10 | 1 | Dar. Williams | 1 | 8 | 8.0 | 8 | 0 | Total | 35 | 377 | 10.8 | 48 | 2 | | | | | | |
| T. Montgomery | 1 | 1 | 1.0 | 1 | 0 | Total | 35 | 377 | 10.8 | 48 | 2 | Total | 35 | 377 | 10.8 | 48 | 2 | | | | | | |
| Total | 13 | 147 | 11.3 | 21 | 2 | INTERCEPTIONS | NO | YDS | AVG | LG | TD | INTERCEPTIONS | NO | YDS | AVG | LG | TD | | | | | | |
| C. Clark | 1 | 5 | 5.0 | 5 | 0 | C. Clark | 1 | 5 | 5.0 | 5 | 0 | None | 0 | 0 | 0 | 0 | 0 | | | | | | |
| Total | 1 | 5 | 5.0 | 5 | 0 | Total | 0 | 0 | 0 | 0 | 0 | Total | 0 | 0 | 0 | 0 | 0 | | | | | | |
| SACKS | | | | | | | | | | | SACKS | | | | | | | | | | | | |
| Team 1-13, M. Judon 1-9, Z. Smith .5-4, T. Suggs .5-4 | | | | | | | | | | | J. Houston 1-13, C. Jones 1-7 | | | | | | | | | | | | |
| TACKLES (TOP 3) | | | | | | | | | | | TACKLES (TOP 3) | | | | | | | | | | | | |
| J. Smith 11 (10 solo), E. Weddle 6 (5 solo), M. Pierce 6 (5 solo), C. Mosley 6 (4 solo) | | | | | | | | | | | A. Hitchens 9 (7 solo), R. Ragland 7 (6 solo), K. Fuller 7 (5 solo) | | | | | | | | | | | | |



GAME 14: RAVENS 20, BUCCANEERS 12

Baltimore (8-6) • Tampa Bay (5-9)

Sunday, December 16, 2018 • 1:02 PM ET • M&T Bank Stadium • Baltimore
 Weather: 43°, Cloudy, Rain, Wind NNW 10-20 mph • Attendance: 70,031 • Time: 2:50



On a cold, rainy day, the Ravens won their fourth game in the last five – all with Lamar Jackson at quarterback – beating Tampa Bay, 20-12, at M&T Bank Stadium. On the soaked field, Jackson, who replaced an injured Joe Flacco (hip) in mid-November, ran for 95 yards and threw for 131. The rookie QB directed 4 drives that featured at least 10 plays, including a 16-play, 8:10 series that ended with a Jackson-to-WR Chris Moore 5-yard TD pass in the second quarter. The Ravens led 10-9 after two quarters and dominated the second half, holding the Buccaneers to just 72 yards and more than doubling the TOP (21:13 to 8:47). After a scoreless first quarter, Tampa Bay took advantage of a Jackson fumble at the Bucs' 49 and produced a TD when RB Peyton Barber scored on a 3-yard run. The PAT was muffed when the holder (Garrison Sanborn) could not handle the wet-ball snap. Moore's TD made it 7-6, Ravens, before K Cairo Santos (21 yards) and K Justin Tucker (24) exchanged second-quarter FGs to bring it to 10-9 at the half. Baltimore opened the second half with an impressive TD drive that featured 10 plays and a 10-yard RB Gus Edwards TD blast against the middle of the defense. The Bucs then got within 5, 17-12, after a Santos' 28-yard FG. Tampa's series was set up when Ravens CB/RS Cyrus Jones muffed a punt on Baltimore's 14-yard line. Tucker's 35-yard FG early in the final period created the final 20-12 margin. The Ravens ended the game with 3 kneeldowns inside the Bucs' 10. Overall, the Ravens held the ball for 37:10 to Tampa's 22:50 and ran for 242 yards (4.9 ypc). Edwards, another rookie, produced his third 100-yard rushing day (19 for 104) since he became the featured RB in Game 10 (vs. Bengals). RB Kenneth Dixon added 48 yards on 11 carries. Jackson was 14-of-23 for 131 yards and a 91.0 QB rating. WR Willie Snead IV caught 5 for 58. Tampa Bay managed 241 yards, 121 coming on WR Mike Evans' 4 catches, while QB Jameis Winston completed 13 of 25 for 157.

TAMPA BAY BUCCANEERS (Head Coach: Dirk Koetter)

| OFFENSE | | | DEFENSE | | |
|---------|----|-------------|---------|----|----------------|
| WR | 12 | C. Godwin | DE | 94 | C. Nassib |
| LT | 76 | D. Smith | DT | 93 | G. McCoy |
| LG | 74 | A. Marpet | DT | 50 | V. Vea |
| C | 66 | R. Jensen | DE | 90 | J. Pierre-Paul |
| RG | 77 | C. Benenoch | MLB | 49 | R. Bullough |
| RT | 69 | D. Dotson | WLB | 54 | L. David |
| TE | 82 | A. Auclair | CB | 29 | R. Smith |
| TE | 45 | A. Cross | CB | 35 | J. Elliott |
| WR | 13 | M. Evans | CB | 24 | B. Grimes |
| QB | 3 | J. Winston | S | 31 | J. Whitehead |
| RB | 25 | P. Barber | S | 26 | A. Adams |

BALTIMORE RAVENS (Head Coach: John Harbaugh)

| OFFENSE | | | DEFENSE | | |
|---------|----|--------------|---------|----|--------------|
| WR | 15 | M. Crabtree | DT | 97 | M. Pierce |
| WR | 83 | W. Snead IV | NT | 98 | B. Williams |
| LT | 79 | R. Stanley | DE | 96 | B. Urban |
| LG | 74 | J. Hurst | RUSH | 55 | T. Suggs |
| C | 68 | M. Skura | MLB | 57 | C. Mosley |
| RG | 73 | M. Yanda | WLB | 48 | P. Onwuasor |
| RT | 78 | O. Brown Jr. | SAM | 99 | M. Judon |
| TE | 86 | N. Boyle | LCB | 24 | B. Carr |
| WR | 13 | J. Brown | SS | 23 | T. Jefferson |
| QB | 8 | L. Jackson | FS | 32 | E. Weddle |
| RB | 35 | G. Edwards | RCB | 22 | J. Smith |

GAME SUMMARY

| | 1 | 2 | 3 | 4 | OT | TOTAL | FIELD GOALS (MADE) & MISSED |
|-----------|---|----|---|---|----|-------|-----------------------------|
| TAMPA BAY | 0 | 9 | 3 | 0 | 0 | 12 | C. Santos (21, 28) |
| BALTIMORE | 0 | 10 | 7 | 3 | 0 | 20 | J. Tucker (24, 35) |

| TEAM | QTR | TIME | PLAY DESCRIPTION (extra point) | DRIVE | SCORE |
|------------|-----|-------|--|-------------|-------|
| Buccaneers | 2 | 12:08 | P. Barber 3 yd. run (run failed) | 8-51, 4:16 | 6-0 |
| Ravens | 2 | 3:58 | C. Moore 5 yd. pass from L. Jackson (J. Tucker kick) | 16-73, 8:10 | 6-7 |
| Buccaneers | 2 | 1:48 | C. Santos 21 yd. Field Goal | 7-72, 2:10 | 9-7 |
| Ravens | 2 | 0:09 | J. Tucker 24 yd. Field Goal | 8-63, 1:39 | 9-10 |
| Ravens | 3 | 10:03 | G. Edwards 10 yd. run (J. Tucker kick) | 10-78, 4:57 | 9-17 |
| Buccaneers | 3 | 5:43 | C. Santos 28 yd. Field Goal | 4-5, 2:06 | 12-17 |
| Ravens | 4 | 13:32 | J. Tucker 35 yd. Field Goal | 15-38, 7:11 | 12-20 |

OFFICIALS – Referee: Ronald Torbert (62), Umpire: Dan Ferrell (64), Down Judge: Sarah Thomas (53), Line Judge: Mark Steinkercher (84), Side Judge: Scott Edwards (3), Field Judge: Jimmy Buchanan (86), Back Judge: Tony Josselyn (67)

TEAM STATISTICS

| | BUCCANEERS | RAVENS |
|-------------------------------|------------|-------------|
| First Downs | 12 (6-4-2) | 24 (16-7-1) |
| Third Downs | 3-10 (30%) | 9-16 (56%) |
| Fourth Downs | 0-1 (0%) | 1-1 (100%) |
| Total Net Yards | 241 | 370 |
| Plays – Average | 47-5.1 | 74-5.0 |
| Net Yds Rushing | 85 | 242 |
| Rushes – Average | 21-4.0 | 49-4.9 |
| Net Yards Passing | 156 | 128 |
| Att. – Yds Lost – Gross Pass. | 1-1-157 | 2-3-131 |
| Passes Att. – Comp. – INT | 25-13-1 | 23-14-0 |
| Red Zone | 1-3 (33%) | 2-5 (40%) |
| Goal-to-Go | 1-1 (100%) | 1-2 (50%) |
| Punts – Average | 4-40.8 | 3-42.3 |
| Penalties – Yards | 6-58 | 8-70 |
| Fumbles – Lost | 0-0 | 2-2 |
| Time of Possession | 22:50 | 37:10 |

INDIVIDUAL STATISTICS

| BUCCANEERS | | | | | | | | | | | RAVENS | | | | | | | | | | |
|------------------------|-----------|------------|-------------|------------|----------|--------------|-----------|-------------|--------------|-----------|------------------------|------------|------------|-------------|-----------|----------|-------------|-------------|---|----------|--|
| RUSHING | | | | | | | | | | | RUSHING | | | | | | | | | | |
| P. Barber | 19 | 85 | 4.5 | 15 | 1 | G. Edwards | 19 | 104 | 5.5 | 26 | 1 | | | | | | | | | | |
| J. Winston | 2 | 0 | 0.0 | 1 | 0 | L. Jackson | 18 | 95 | 5.3 | 22 | 0 | | | | | | | | | | |
| | | | | | | K. Dixon | 11 | 48 | 4.4 | 17 | 0 | | | | | | | | | | |
| | | | | | | C. Moore | 1 | -5 | -5.0 | -5 | 0 | | | | | | | | | | |
| Total | 21 | 85 | 4.0 | 15 | 1 | Total | 49 | 242 | 4.9 | 26 | 1 | | | | | | | | | | |
| PASSING | | | | | | | | | | | PASSING | | | | | | | | | | |
| J. Winston | 25 | 13 | 157 | 1/1 | 0 | 64 | 1 | 54.9 | L. Jackson | 23 | 14 | 131 | 2/3 | 1 | 28 | 0 | 91.0 | | | | |
| Total | 25 | 13 | 157 | 1/1 | 0 | 64 | 1 | 54.9 | Total | 23 | 14 | 131 | 2/3 | 1 | 28 | 0 | 91.0 | | | | |
| RECEIVING | | | | | | | | | | | RECEIVING | | | | | | | | | | |
| M. Evans | 4 | 121 | 30.3 | 64 | 0 | W. Snead IV | 5 | 58 | 11.6 | 28 | 0 | | | | | | | | | | |
| A. Humphries | 4 | 23 | 5.8 | 8 | 0 | H. Hurst | 3 | 20 | 6.7 | 8 | 0 | | | | | | | | | | |
| P. Barber | 2 | 4 | 2.0 | 3 | 0 | M. Andrews | 2 | 31 | 15.5 | 17 | 0 | | | | | | | | | | |
| C. Brate | 1 | 9 | 9.0 | 9 | 0 | J. Brown | 1 | 9 | 9.0 | 9 | 0 | | | | | | | | | | |
| J. Rodgers | 1 | 1 | 1.0 | 1 | 0 | M. Williams | 1 | 6 | 6.0 | 6 | 0 | | | | | | | | | | |
| R. Jones II | 1 | -1 | -1.0 | -1 | 0 | C. Moore | 1 | 5 | 5.0 | 5 | 1 | | | | | | | | | | |
| | | | | | | K. Dixon | 1 | 2 | 2.0 | 2 | 0 | | | | | | | | | | |
| Total | 13 | 157 | 12.1 | 64 | 0 | Total | 14 | 131 | 9.4 | 28 | 1 | | | | | | | | | | |
| INTERCEPTIONS | | | | | | | | | | | INTERCEPTIONS | | | | | | | | | | |
| None | | | | | | M. Humphrey | 1 | 0 | 0.0 | 0 | 0 | | | | | | | | | | |
| Total | 0 | 0 | 0.0 | 0 | 0 | Total | 1 | 0 | 0.0 | 0 | 0 | | | | | | | | | | |
| SACKS | | | | | | | | | | | SACKS | | | | | | | | | | |
| L. David | 2-3 | | | | | | | | | | | C. Mosley | 0.5-0.5 | P. Onwuasor | 0.5-0.5 | | | | | | |
| TACKLES (TOP 3) | | | | | | | | | | | TACKLES (TOP 3) | | | | | | | | | | |
| L. David | 12 | (10 solo) | V. Vea | 9 | (6 solo) | R. Bullough | 8 | (4 solo) | C. Mosley | 8 | (6 solo) | E. Weddle | 6 | (3 solo) | J. Smith | 4 | (3 solo) | B. Williams | 4 | (3 solo) | |



GAME 15: RAVENS 22, CHARGERS 10

Baltimore (9-6) • Los Angeles (11-4)



Saturday, December 22, 2018 • 8:20 PM ET • StubHub Center • Carson, CA
 Weather: 60°, Partly Cloudy, Wind WSW 5 mph • Attendance: 25,571 • Time: 2:56

The Ravens beat the hottest team in the NFL when they stopped the Chargers, 22-10, at the StubHub Center in Los Angeles. The Chargers had won 10 of their last 11, including December road wins at Pittsburgh (33-30) and at Kansas City (29-28). Baltimore's No. 1 defense stymied the outstanding Chargers' offense throughout the game, holding Pro Bowl QB Philip Rivers to just 181 yards on 23-of-37 passing. Rivers was sacked 4 times, tossed 2 INTs, and did not throw a TD pass for the first time this season. Baltimore's rookie QB Lamar Jackson, meanwhile, threw for 204 yards on 12-of-22 passing and produced the longest TD pass of his brief pro career – a 68-yard strike to fellow rookie TE Mark Andrews. The Ravens took a 6-0 lead on 2 K Justin Tucker field goals (24 and 35 yards) and held a 6-3 halftime advantage after K Michael Badgley's 38-yard FG. Ravens RB Kenneth Dixon then fumbled on the first play from scrimmage in the second half, and LA's Melvin Ingram III recovered at Baltimore's 17-yard line. Three plays later, RB Melvin Gordon III scored on a 1-yard plunge to give the Chargers their only lead of the day, 10-6. Jackson and the Ravens' offense bounced right back when the first-year signal-caller hit Andrews with the long TD throw. A 56-yard Tucker FG gave the Ravens a 16-10 lead entering the fourth quarter. The Ravens' final TD came when CB Tavon Young scooped up a TE Antonio Gates' fumble, which was caused by LB Patrick Onwuasor, and raced 62 yards to the end zone. Along with his forced fumble, Onwuasor added 2 sacks and helped hold the Chargers to only 198 total yards. CBs Brandon Carr and Marlon Humphrey each provided an interception. Baltimore rookie RB Gus Edwards rushed 14 times for 92 yards for an impressive 6.6 average. Jackson finished with a 101.3 QB rating, while Rivers was at 51.7. After a Pittsburgh loss to New Orleans the following day, the Ravens moved into first place by a half-game in the AFC North.

BALTIMORE RAVENS (Head Coach: John Harbaugh)

| OFFENSE | | DEFENSE | |
|---------|--------------|---------|--------------|
| WR 15 | M. Crabtree | DT 97 | M. Pierce |
| WR 83 | W. Snead IV | NT 98 | B. Williams |
| LT 79 | R. Stanley | DE 96 | B. Urban |
| LG 74 | J. Hurst | RUSH 55 | T. Suggs |
| C 68 | M. Skura | MLB 57 | C. Mosley |
| RG 73 | M. Yanda | WLB 48 | P. Onwuasor |
| RT 78 | O. Brown Jr. | SAM 99 | M. Judon |
| TE 87 | M. Williams | LCB 24 | B. Carr |
| WR 13 | J. Brown | SS 23 | T. Jefferson |
| QB 8 | L. Jackson | FS 32 | E. Weddle |
| RB 35 | G. Edwards | RCB 22 | J. Smith |

LOS ANGELES CHARGERS (Head Coach: Anthony Lynn)

| OFFENSE | | DEFENSE | |
|---------|--------------|---------|-------------|
| WR 81 | M. Williams | DE 99 | J. Bosa |
| LT 76 | R. Okung | DT 93 | D. Philon |
| LG 66 | D. Feeney | NT 92 | B. Mebane |
| C 53 | M. Pouncey | DE 54 | M. Ingram |
| RG 75 | M. Schofield | OLB 57 | J. Brown |
| RT 69 | S. Tevi | CB 20 | D. King |
| TE 88 | V. Green | CB 43 | M. Davis |
| TE 85 | A. Gates | S 31 | A. Phillips |
| QB 17 | P. Rivers | S 37 | J. Addae |
| FB 34 | D. Watt | S 33 | D. James |
| RB 28 | M. Gordon | CB 26 | C. Hayward |

GAME SUMMARY

| | 1 | 2 | 3 | 4 | OT | TOTAL | FIELD GOALS (MADE) & MISSED |
|-------------|---|---|----|---|----|-------|------------------------------------|
| BALTIMORE | 3 | 3 | 10 | 6 | - | 22 | M. Badgley (38) |
| LOS ANGELES | 0 | 3 | 7 | 0 | - | 10 | J. Tucker (24) 53WL (35) 65SH (56) |

| TEAM | QTR | TIME | PLAY DESCRIPTION (extra point) | DRIVE | SCORE |
|----------|-----|-------|---|-------------|-------|
| Ravens | 1 | 12:43 | J. Tucker 24 yd. Field Goal | 5-46, 2:04 | 3-0 |
| Ravens | 2 | 2:50 | J. Tucker 35 yd. Field Goal | 11-31, 5:21 | 6-0 |
| Chargers | 2 | 0:40 | M. Badgley 38 yd. Field Goal | 9-56, 2:10 | 6-3 |
| Chargers | 3 | 13:18 | M. Gordon 1 yd. run (M. Badgley kick) | 3-17, 1:26 | 6-10 |
| Ravens | 3 | 12:18 | M. Andrews 68 yd. pass from L. Jackson (J. Tucker kick) | 2-85, 1:00 | 13-10 |
| Ravens | 3 | 5:36 | J. Tucker 56 yd. Field Goal | 7-30, 3:31 | 16-10 |
| Ravens | 4 | 2:40 | T. Young 62 yd. fumble return (run failed) | | 22-10 |

OFFICIALS – Referee: Clete Blakeman (34), Umpire: Ramon George (128), Down Judge: Dana McKenzie (8), Line Judge: Walt Coleman IV (87), Side Judge: Eugene Hall (103), Field Judge: Joe Larrew (73), Back Judge: Jim Quirk (5)

TEAM STATISTICS

| | RAVENS | CHARGERS |
|-------------------------------|------------|-------------|
| First Downs | 15 (6-8-1) | 14 (2-10-2) |
| Third Downs | 4-14 (29%) | 4-13 (31%) |
| Fourth Downs | 1-2 (50%) | 0-0 (0%) |
| Total Net Yards | 361 | 198 |
| Plays – Average | 60-6.0 | 57-3.5 |
| Net Yds Rushing | 159 | 51 |
| Rushes – Average | 35-4.5 | 16-3.2 |
| Net Yards Passing | 202 | 147 |
| Att. – Yds Lost – Gross Pass. | 3-2-204 | 4-34-181 |
| Passes Att. – Comp. – INT | 22-12-0 | 37-23-2 |
| Red Zone | 0-3 (0%) | 1-1 (100%) |
| Goal-to-Go | 0-2 (0%) | 1-1 (100%) |
| Punts – Average | 3-50.0 | 7-41.6 |
| Penalties – Yards | 4-40 | 8-69 |
| Fumbles – Lost | 2-1 | 2-1 |
| Time of Possession | 31:25 | 28:35 |

INDIVIDUAL STATISTICS

| RAVENS | | | | | | | | | | | CHARGERS | | | | | | | | | | | |
|------------------------|------------|------------|-------------|--------------|------------|--------------|------------|--------------|------------|-----------|------------------------|--------------|------------|-----------|------------|-------------|----------|-----------|----------|-------------|--|--|
| RUSHING | | | | | | | | | | | RUSHING | | | | | | | | | | | |
| | ATT | YDS | AVG | LG | TD | | | | | | | ATT | YDS | AVG | LG | TD | | | | | | |
| G. Edwards | 14 | 92 | 6.6 | 43 | 0 | M. Gordon | 12 | 41 | 3.4 | 13 | 1 | | | | | | | | | | | |
| L. Jackson | 13 | 39 | 3.0 | 27 | 0 | T. Benjamin | 1 | 6 | 6.0 | 6 | 0 | | | | | | | | | | | |
| K. Dixon | 8 | 28 | 3.5 | 19 | 0 | M. Williams | 1 | 4 | 4.0 | 4 | 0 | | | | | | | | | | | |
| | | | | | | P. Rivers | 1 | 1 | 1.0 | 1 | 0 | | | | | | | | | | | |
| | | | | | | J. Jackson | 1 | -1 | -1.0 | -1 | 0 | | | | | | | | | | | |
| Total | 35 | 159 | 4.5 | 43 | 0 | Total | 16 | 51 | 3.2 | 13 | 1 | | | | | | | | | | | |
| PASSING | | | | | | | | | | | PASSING | | | | | | | | | | | |
| | ATT | CMP | YDS | SK/YD | TD | LG | IN | RT | | | | ATT | CMP | YDS | SK/YD | TD | LG | IN | RT | | | |
| L. Jackson | 22 | 12 | 204 | 3/2 | 1 | 68 | 0 | 101.3 | | | | P. Rivers | 37 | 23 | 181 | 4/34 | 0 | 17 | 2 | 51.7 | | |
| Total | 22 | 12 | 204 | 3/2 | 1 | 68 | 0 | 101.3 | | | | Total | 37 | 23 | 181 | 4/34 | 0 | 17 | 2 | 51.7 | | |
| RECEIVING | | | | | | | | | | | RECEIVING | | | | | | | | | | | |
| | REC | YDS | AVG | LG | TD | | | | | | | | REC | YDS | AVG | LG | TD | | | | | |
| M. Andrews | 2 | 83 | 41.5 | 68 | 1 | J. Jackson | 7 | 47 | 6.7 | 10 | 0 | | | | | | | | | | | |
| J. Brown | 2 | 27 | 13.5 | 17 | 0 | K. Allen | 5 | 58 | 11.6 | 17 | 0 | | | | | | | | | | | |
| K. Dixon | 2 | 20 | 10.0 | 11 | 0 | A. Gates | 3 | 21 | 7.0 | 11 | 0 | | | | | | | | | | | |
| N. Boyle | 2 | 15 | 7.5 | 8 | 0 | M. Gordon | 3 | 13 | 4.3 | 12 | 0 | | | | | | | | | | | |
| M. Crabtree | 1 | 20 | 20.0 | 20 | 0 | V. Green | 2 | 12 | 6.0 | 9 | 0 | | | | | | | | | | | |
| H. Hurst | 1 | 18 | 18.0 | 18 | 0 | Ty. Williams | 1 | 12 | 12.0 | 12 | 0 | | | | | | | | | | | |
| G. Edwards | 1 | 13 | 13.0 | 13 | 0 | T. Benjamin | 1 | 11 | 11.0 | 11 | 0 | | | | | | | | | | | |
| C. Moore | 1 | 8 | 8.0 | 8 | 0 | M. Williams | 1 | 7 | 7.0 | 7 | 0 | | | | | | | | | | | |
| Total | 12 | 204 | 17.0 | 68 | 1 | Total | 23 | 181 | 7.9 | 17 | 0 | | | | | | | | | | | |
| INTERCEPTIONS | | | | | | | | | | | INTERCEPTIONS | | | | | | | | | | | |
| | NO | YDS | AVG | LG | TD | | | | | | | | NO | YDS | AVG | LG | TD | | | | | |
| M. Humphrey | 1 | 0 | 0.0 | 0 | 0 | None | | | | | | | | | | | | | | | | |
| B. Carr | 1 | -6 | -6.0 | -6 | 0 | | | | | | | | | | | | | | | | | |
| Total | 2 | -6 | -3.0 | 0 | 0 | Total | 0 | 0 | 0 | 0 | 0 | | | | | | | | | | | |
| SACKS | | | | | | | | | | | SACKS | | | | | | | | | | | |
| | | | | | | | | | | | | | | | | | | | | | | |
| P. Onwuasor | 2-16 | Z. Smith | 1.5-14.5 | B. Urban | .5-3.5 | D. Philon | 1.5-1.5 | U. Nwosu | 1-0 | J. Bosa | .5-.5 | | | | | | | | | | | |
| TACKLES (TOP 3) | | | | | | | | | | | TACKLES (TOP 3) | | | | | | | | | | | |
| | | | | | | | | | | | | | | | | | | | | | | |
| P. Onwuasor | 9 (8 solo) | C. Mosley | 8 (5 solo) | T. Jefferson | 6 (5 solo) | J. Brown | 8 (4 solo) | A. Phillips | 7 (5 solo) | D. James | 6 (4 solo) | B. Mebane | 6 (3 solo) | | | | | | | | | |



GAME 16: RAVENS 26, BROWNS 24

Baltimore (10-6) • Cleveland (7-8-1)



Sunday, December 30, 2018 • 4:25 PM ET • M&T Bank Stadium • Baltimore
 Weather: 48°, Partly Cloudy, Wind SSW 2 mph • Attendance: 70,925 • Time: 3:15

The Ravens won the AFC North with a dramatic victory over the Browns in a game that wasn't decided until 1:02 was left in the contest. That's when Pro Bowl LB C.J. Mosley intercepted QB Baker Mayfield on a fourth-and-10 at the Baltimore 39-yard line. It was the third time the Ravens intercepted Mayfield, with the first two coming from CB Jimmy Smith. The Ravens built an early 20-7 lead that could have been 27-7, but officials overruled a QB Lamar Jackson 1-yard touchdown dive that was originally called a score. As it was, Jackson scored on 2 other TD runs. Including the rookie quarterback's 90 rushing yards, Baltimore bullied the Browns with 296 yards on the ground, the third most ever in a game by the Ravens. RB Kenneth Dixon provided 117 on 12 carries for an impressive 9.8 yards per carry, while starting RB Gus Edwards added 76 on 12 tries (6.3). Smith stopped the Browns' game-opening drive at the Ravens' 39. The Ravens converted that turnover into a 3-0 lead on K Justin Tucker's 38-yard field goal. The Browns bounced right back, taking a 7-3 lead on Mayfield's 28-yard TD strike to former Raven, WR Breshad Perriman. The Ravens then scored TDs on their next two possessions, both ending with Jackson runs – 25 and 8 yards – to take a 17-7 advantage. A 35-yard Tucker FG made it 20-7 at the half. In the third quarter, a 37-yard punt return by Browns WR Antonio Callaway set up a 48-yard Mayfield-to-WR Jarvis Landry third-quarter TD (20-14). Tucker (44-yard FG) extended the Ravens' lead to 23-14 entering the fourth quarter. After Browns K Greg Joseph and Tucker (23) exchanged FGs (26-17), Cleveland got close with a Mayfield 1-yard TD strike to Callaway with 3:24 left in the game (26-24). Mosley's INT then allowed the Ravens to win their third-consecutive game and sixth in their last seven. The Ravens' 463 yards of offense was a season best. Also, OLB Terrell Suggs (229) moved past LB Ray Lewis (228) for most games ever played by a Raven. Baltimore held the ball 38:30, the second-highest TOP for John Harbaugh's team in 2018.

CLEVELAND BROWNS (Head Coach: Gregg Williams)

| OFFENSE | | | DEFENSE | | |
|---------|----|-------------|---------|----|------------------|
| WR | 80 | J. Landry | DE | 95 | M. Garrett |
| LT | 78 | G. Robinson | DT | 65 | L. Ogunjobi |
| LG | 75 | J. Bitonio | DT | 93 | T. Coley |
| C | 64 | J. Tretter | DE | 90 | E. Ogbah |
| RG | 70 | K. Zeitler | MIKE | 53 | J. Schobert |
| RT | 74 | C. Hubbard | SAM | 51 | J. Collins Sr. |
| TE | 85 | D. Njoku | CB | 39 | T. Mitchell |
| WR | 11 | A. Callaway | CB | 38 | T. Carrie |
| QB | 6 | B. Mayfield | DB | 20 | B. Boddy-Calhoun |
| RB | 24 | N. Chubb | S | 23 | D. Randall |
| TE | 88 | D. Fells | S | 22 | J. Peppers |

BALTIMORE RAVENS (Head Coach: John Harbaugh)

| OFFENSE | | | DEFENSE | | |
|---------|----|--------------|---------|----|--------------|
| WR | 15 | M. Crabtree | NT | 98 | B. Williams |
| WR | 83 | W. Snead IV | DE | 96 | B. Urban |
| LT | 79 | R. Stanley | RUSH | 55 | T. Suggs |
| LG | 74 | J. Hurst | MLB | 57 | C. Mosley |
| C | 68 | M. Skura | WLB | 48 | P. Onwuasor |
| RG | 73 | M. Yanda | SAM | 90 | Z. Smith |
| RT | 78 | O. Brown Jr. | DB | 22 | J. Smith |
| TE | 86 | N. Boyle | LCB | 24 | B. Carr |
| WR | 13 | J. Brown | SS | 23 | T. Jefferson |
| QB | 8 | L. Jackson | FS | 32 | E. Weddle |
| RB | 35 | G. Edwards | RCB | 29 | M. Humphrey |

GAME SUMMARY

| | 1 | 2 | 3 | 4 | OT | TOTAL | FIELD GOALS (MADE) & MISSED |
|-----------|----|----|---|----|----|-------|-----------------------------|
| CLEVELAND | 7 | 0 | 7 | 10 | 0 | 24 | G. Joseph 46WL (35) |
| BALTIMORE | 10 | 10 | 3 | 3 | 0 | 26 | J. Tucker (38, 35, 44, 23) |

| TEAM | QTR | TIME | PLAY DESCRIPTION (extra point) | DRIVE | SCORE |
|--------|-----|-------|---|-------------|-------|
| Ravens | 1 | 9:27 | J. Tucker 38 yd. Field Goal | 9-41, 3:27 | 0-3 |
| Browns | 1 | 8:22 | B. Perriman 28 yd. pass from B. Mayfield (G. Joseph kick) | 4-75, 1:05 | 7-3 |
| Ravens | 1 | 4:46 | L. Jackson 25 yd. run (J. Tucker kick) | 7-69, 3:36 | 7-10 |
| Ravens | 2 | 14:54 | L. Jackson 8 yd. run (J. Tucker kick) | 6-77, 2:54 | 7-17 |
| Ravens | 2 | 6:11 | J. Tucker 35 yd. Field Goal | 8-64, 6:12 | 7-20 |
| Browns | 3 | 12:27 | J. Landry 48 yd. pass from B. Mayfield (G. Joseph kick) | 1-48, 0:08 | 14-20 |
| Ravens | 3 | 7:02 | J. Tucker 44 yd. Field Goal | 12-49, 5:25 | 14-23 |
| Browns | 4 | 13:45 | G. Joseph 35 yd. Field Goal | 9-60, 4:08 | 17-23 |
| Ravens | 4 | 7:20 | J. Tucker 23 yd. Field Goal | 12-78, 6:25 | 17-26 |
| Browns | 4 | 3:24 | A. Callaway 1 yd. pass from B. Mayfield (G. Joseph kick) | 9-75, 3:56 | 24-26 |

OFFICIALS – Referee: Shawn Smith (14), Umpire: Bryan Neale (92), Down Judge: Mark Hittner (28), Line Judge: Bart Longson (2), Side Judge: James Coleman (95), Field Judge: Bradley Rogers (126), Back Judge: Dino Paganelli (105)

| TEAM STATISTICS | | BROWNS | | RAVENS | | INDIVIDUAL STATISTICS | | | | | | | | | | | | | | | |
|--------------------------------------|--|-------------|-------------|--|-----------|-----------------------|-------------|-----------|---------------|---|-----------|------------|----------------|-----------|----------|-----|-------|----|----|----|------|
| First Downs | | 18 (1-16-1) | 24 (16-6-2) | BROWNS | | | | | RAVENS | | | | | | | | | | | | |
| Third Downs | | 4-11 (36%) | 3-13 (23%) | RUSHING | ATT | YDS | AVG | LG | TD | RUSHING | ATT | YDS | AVG | LG | TD | | | | | | |
| Fourth Downs | | 0-1 (0%) | 1-1 (100%) | N. Chubb | 9 | 24 | 2.7 | 13 | 0 | K. Dixon | 12 | 117 | 9.8 | 37 | 0 | | | | | | |
| Total Net Yards | | 426 | 463 | D. Johnson | 4 | 21 | 5.3 | 8 | 0 | L. Jackson | 20 | 90 | 4.5 | 25 | 2 | | | | | | |
| Plays – Average | | 56-7.6 | 73-6.3 | B. Perriman | 1 | 5 | 5.0 | 5 | 0 | G. Edwards | 12 | 76 | 6.3 | 24 | 0 | | | | | | |
| Net Yds Rushing | | 50 | 296 | Total | 14 | 50 | 3.6 | 13 | 0 | T. Montgomery | 2 | 13 | 6.5 | 11 | 0 | | | | | | |
| Rushes – Average | | 14-3.6 | 47-6.3 | PASSING | ATT | CMP | YDS | SK/YD | TD | LG | IN | RT | PASSING | ATT | CMP | YDS | SK/YD | TD | LG | IN | RT |
| Net Yards Passing | | 376 | 167 | B. Mayfield | 42 | 23 | 376 | 0/0 | 3 | 48 | 3 | 79.1 | L. Jackson | 24 | 14 | 179 | 2/12 | 0 | 32 | 0 | 81.8 |
| Att. – Yds Lost – Gross Pass. | | 0-0-376 | 2-12-179 | RECEIVING | REC | YDS | AVG | LG | TD | RECEIVING | REC | YDS | AVG | LG | TD | | | | | | |
| Passes Att. – Comp. – INT | | 42-23-3 | 24-14-0 | J. Landry | 5 | 102 | 20.4 | 48 | 1 | M. Andrews | 4 | 54 | 13.5 | 28 | 0 | | | | | | |
| Red Zone | | 1-2 (50%) | 1-4 (25%) | R. Higgins | 4 | 86 | 21.5 | 40 | 0 | H. Hurst | 2 | 43 | 21.5 | 32 | 0 | | | | | | |
| Goal-to-Go | | 1-1 (100%) | 1-3 (33%) | A. Callaway | 4 | 79 | 19.8 | 38 | 1 | M. Crabtree | 2 | 20 | 10.0 | 13 | 0 | | | | | | |
| Punts – Average | | 4-45.0 | 4-49.0 | D. Njoku | 3 | 62 | 20.7 | 42 | 0 | C. Moore | 2 | 19 | 9.5 | 10 | 0 | | | | | | |
| Penalties – Yards | | 4-35 | 10-65 | B. Perriman | 3 | 45 | 15.0 | 28 | 1 | W. Snead IV | 1 | 25 | 25.0 | 25 | 0 | | | | | | |
| Fumbles – Lost | | 0-0 | 2-1 | N. Chubb | 2 | -4 | -2.0 | -2 | 0 | T. Montgomery | 1 | 9 | 9.0 | 9 | 0 | | | | | | |
| Time of Possession | | 21:30 | 38:30 | D. Johnson | 1 | 3 | 3.0 | 3 | 0 | J. Brown | 1 | 7 | 7.0 | 7 | 0 | | | | | | |
| | | | | D. Fells | 1 | 3 | 3.0 | 3 | 0 | K. Dixon | 1 | 2 | 2.0 | 2 | 0 | | | | | | |
| | | | | Total | 23 | 376 | 16.3 | 48 | 3 | Total | 14 | 179 | 12.8 | 32 | 0 | | | | | | |
| | | | | INTERCEPTIONS | NO | YDS | AVG | LG | TD | INTERCEPTIONS | NO | YDS | AVG | LG | TD | | | | | | |
| | | | | None | 0 | 0 | 0 | 0 | 0 | J. Smith | 2 | 4 | 2.0 | 4 | 0 | | | | | | |
| | | | | SACKS | | | | | | C. Mosley | 1 | 0 | 0.0 | 0 | 0 | | | | | | |
| | | | | M. Garrett 1-7, J. Collins Sr. 1-5 | | | | | | Total | 3 | 4 | 1.3 | 4 | 0 | | | | | | |
| | | | | TACKLES (TOP 3) | | | | | | TACKLES (TOP 3) | | | | | | | | | | | |
| | | | | J. Schobert 13 (10 solo), J. Collins Sr. 9 (7 solo), T. Mitchell 7 (6 solo), J. Peppers 7 (4 solo) | | | | | | C. Mosley 6 (3 solo), T. Jefferson 5 (5 solo), P. Onwuasor 4 (3 solo) | | | | | | | | | | | |



WILD CARD: CHARGERS 23, RAVENS 17

Baltimore (10-7) · Los Angeles (13-4)



Sunday, January 6, 2019 · 1:05 PM ET · M&T Bank Stadium · Baltimore
 Weather: 52°, Sunny, Wind WNW 12 mph · Attendance: 70,432 · Time: 3:17

Winners of the AFC North, the Ravens' comeback bid was halted when rookie QB Lamar Jackson fumbled with :28 remaining in the game, falling to the Los Angeles Chargers, 23-17. Baltimore's offense, led by Jackson, who on the day before his 22nd birthday became the youngest quarterback to start an NFL postseason game, was stymied for three quarters, as Los Angeles built a 23-3 lead on 5 FGs from K Michael Badgley and a 1-yard RB Melvin Gordon III rushing TD. Baltimore made it dramatic when Jackson connected with WR Michael Crabtree on 2 fourth-quarter TD throws (31 yards and 7 yards), but ran out of time on its final drive when the Chargers forced a third Jackson fumble (first one lost) of the game. The Ravens' No. 1-overall defense held Los Angeles to 4 Badgley FGs (21, 53, 40, 34) in the first half, but trailed 12-0 at intermission. Early in the third quarter, OLB Za'Darius Smith blocked Badgley's 41-yard FGA, but the Ravens were unable to capitalize when Jackson was sacked twice on the next possession, a three-and-out. Baltimore got on the board with a K Justin Tucker FG with 8:30 to go in the third quarter, with the Chargers leading 12-3. On the last play of that quarter, L.A. FB Derek Watt was stopped short of the goal line, which was challenged by the Chargers, but upheld. On the next play, Gordon III was tripped up at the Baltimore 1-yard line by S Eric Weddle, and Gordon III appeared to have fumbled the ball, which was then scooped by CB Marlon Humphrey, who ran it to the end zone. However, upon review, Gordon III was ruled down by contact. On the next play (fourth down), Gordon III ran the ball in for a 1-yard TD, giving the Chargers a 20-3 lead. After the Ravens went three-and-out, Badgley added his fifth FG (47 yards) of the game, making the score 23-3. Jackson was sacked seven times, marking a Baltimore postseason record. The Ravens, who had rushed for over 150 yards in seven-straight games and were second in the NFL in rushing over that time, managed only 90 ground yards on the day.

LOS ANGELES CHARGERS (Head Coach: Anthony Lynn)

| OFFENSE | | DEFENSE | |
|---------|---------------|---------|---------------|
| WR 13 | K. Allen | DE 99 | J. Bosa |
| LT 76 | R. Okung | DT 91 | Ju. Jones |
| LG 66 | D. Feeney | NT 71 | D. Square |
| C 53 | M. Pouncey | DE 54 | M. Ingram III |
| RG 75 | M. Schofield | DB 20 | D. King |
| RT 69 | S. Tevi | DB 31 | A. Phillips |
| TE 88 | V. Green | DB 23 | R. Jenkins |
| WR 16 | Ty. Williams | CB 43 | M. Davis |
| QB 17 | P. Rivers | S 37 | J. Addae |
| WR 81 | M. Williams | S 33 | D. James |
| RB 28 | M. Gordon III | CB 26 | C. Hayward |

BALTIMORE RAVENS (Head Coach: John Harbaugh)

| OFFENSE | | DEFENSE | |
|---------|--------------|---------|--------------|
| WR 15 | M. Crabtree | NT 98 | B. Williams |
| WR 83 | W. Snead IV | DE 96 | B. Urban |
| LT 79 | R. Stanley | RUSH 55 | T. Suggs |
| LG 74 | J. Hurst | MLB 57 | C. Mosley |
| C 68 | M. Skura | WLB 48 | P. Onwuasor |
| RG 73 | M. Yanda | SAM 90 | Z. Smith |
| RT 78 | O. Brown Jr. | DB 24 | B. Carr |
| TE 87 | M. Williams | LCB 22 | J. Smith |
| WR 13 | J. Brown | SS 23 | T. Jefferson |
| QB 8 | L. Jackson | FS 32 | E. Weddle |
| RB 35 | G. Edwards | RCB 29 | M. Humphrey |

GAME SUMMARY

| | 1 | 2 | 3 | 4 | OT | TOTAL | FIELD GOALS (MADE) & MISSED |
|-------------|---|---|---|----|----|-------|--------------------------------------|
| LOS ANGELES | 6 | 6 | 0 | 11 | 0 | 23 | M. Badgley (21, 53, 40, 34) 41B (47) |
| BALTIMORE | 0 | 0 | 3 | 14 | 0 | 17 | J. Tucker (33) 50WR |

| TEAM | QTR | TIME | PLAY DESCRIPTION (extra point) | DRIVE | SCORE |
|----------|-----|-------|--|-------------|-------|
| Chargers | 1 | 6:59 | M. Badgley 21 yd. Field Goal | 5-12, 2:36 | 3-0 |
| Chargers | 1 | 1:08 | M. Badgley 53 yd. Field Goal | 4-7, 2:13 | 6-0 |
| Chargers | 2 | 3:22 | M. Badgley 40 yd. Field Goal | 9-37, 5:29 | 9-0 |
| Chargers | 2 | 0:00 | M. Badgley 34 yd. Field Goal | 12-58, 1:48 | 12-0 |
| Ravens | 3 | 8:30 | J. Tucker 33 yd. Field Goal | 4-6, 1:56 | 12-3 |
| Chargers | 4 | 14:44 | M. Gordon 1 yd. run (P. Rivers-M. Williams pass) | 10-60, 4:38 | 20-3 |
| Chargers | 4 | 9:09 | M. Badgley 47 yd. Field Goal | 7-16, 4:00 | 23-3 |
| Ravens | 4 | 6:33 | M. Crabtree 31 yd. pass from L. Jackson (J. Tucker kick) | 8-75, 2:36 | 23-10 |
| Ravens | 4 | 1:59 | M. Crabtree 7 yd. pass from L. Jackson (J. Tucker kick) | 12-80, 2:48 | 23-17 |

OFFICIALS – Referee: Clete Blakeman (34), Umpire: Bryan Neale (92), Down Judge: Patrick Turner (13), Line Judge: Byron Boston (18), Side Judge: Gary Cavaletto (60), Field Judge: Tom Hill (97), Back Judge: Greg Meyer (78)

TEAM STATISTICS

| | CHARGERS | RAVENS |
|-------------------------------|------------|------------|
| First Downs | 14 (3-8-3) | 11 (4-7-0) |
| Third Downs | 6-17 (35%) | 5-15 (33%) |
| Fourth Downs | 1-1 (100%) | 2-2 (100%) |
| Total Net Yards | 243 | 229 |
| Plays – Average | 66-3.7 | 59-3.9 |
| Net Yds Rushing | 89 | 90 |
| Rushes – Average | 33-2.7 | 23-3.9 |
| Net Yards Passing | 154 | 139 |
| Att. – Yds Lost – Gross Pass. | 1-6-160 | 7-55-194 |
| Passes Att. – Comp. – INT | 32-22-0 | 29-14-1 |
| Red Zone | 1-3 (33%) | 1-2 (50%) |
| Goal-to-Go | 1-2 (50%) | 0-0 (0%) |
| Punts – Average | 5-35.4 | 6-44.7 |
| Penalties – Yards | 5-35 | 7-41 |
| Fumbles – Lost | 1-1 | 4-2 |
| Time of Possession | 33:40 | 26:20 |

INDIVIDUAL STATISTICS

| CHARGERS | | | | | | | | | | | RAVENS | | | | | | | | | | |
|------------------------|------------|-------------|------------|------------|------------|--------------|------------|-------------|--------------|--------------|------------------------|-------------------|-------------|----------|-----------|----------|-------------|----|----|--|--|
| RUSHING | | | | | | | | | | | RUSHING | | | | | | | | | | |
| | ATT | YDS | AVG | LG | TD | | | | | | | ATT | YDS | AVG | LG | TD | | | | | |
| M. Gordon III | 17 | 40 | 2.4 | 14 | 1 | L. Jackson | 9 | 54 | 6.0 | 17 | 0 | | | | | | | | | | |
| A. Ekeler | 11 | 29 | 2.6 | 7 | 0 | G. Edwards | 8 | 23 | 2.9 | 5 | 0 | | | | | | | | | | |
| P. Rivers | 3 | 15 | 5.0 | 9 | 0 | K. Dixon | 6 | 13 | 2.2 | 4 | 0 | | | | | | | | | | |
| J. Jackson | 2 | 5 | 2.5 | 4 | 0 | | | | | | | | | | | | | | | | |
| Total | 33 | 89 | 2.7 | 14 | 1 | Total | 23 | 90 | 3.9 | 17 | 0 | | | | | | | | | | |
| PASSING | | | | | | | | | | | PASSING | | | | | | | | | | |
| | ATT | CMP | YDS | SK/YD | TD | LG | IN | RT | | | | ATT | CMP | YDS | SK/YD | TD | LG | IN | RT | | |
| P. Rivers | 32 | 22 | 160 | 1/6 | 0 | 28 | 0 | 80.2 | L. Jackson | 29 | 14 | 194 | 7/55 | 2 | 39 | 1 | 78.8 | | | | |
| Total | 32 | 22 | 160 | 1/6 | 0 | 28 | 0 | 80.2 | Total | 29 | 14 | 194 | 7/55 | 2 | 39 | 1 | 78.8 | | | | |
| RECEIVING | | | | | | | | | | | RECEIVING | | | | | | | | | | |
| | REC | YDS | AVG | LG | TD | | | | | | | REC | YDS | AVG | LG | TD | | | | | |
| K. Allen | 4 | 37 | 9.3 | 17 | 0 | K. Dixon | 3 | 53 | 17.7 | 39 | 0 | | | | | | | | | | |
| A. Gates | 4 | 35 | 8.8 | 12 | 0 | W. Snead IV | 3 | 50 | 16.7 | 29 | 0 | | | | | | | | | | |
| A. Ekeler | 4 | 14 | 3.5 | 6 | 0 | M. Andrews | 3 | 31 | 10.3 | 13 | 0 | | | | | | | | | | |
| T. Benjamin | 3 | 11 | 3.7 | 8 | 0 | M. Crabtree | 2 | 38 | 19.0 | 31 | 2 | | | | | | | | | | |
| M. Williams | 2 | 42 | 21.0 | 28 | 0 | J. Brown | 2 | 14 | 7.0 | 9 | 0 | | | | | | | | | | |
| Ty. Williams | 2 | 9 | 4.5 | 5 | 0 | M. Williams | 1 | 8 | 8.0 | 8 | 0 | | | | | | | | | | |
| V. Green | 1 | 8 | 8.0 | 8 | 0 | | | | | | | | | | | | | | | | |
| M. Gordon | 1 | 3 | 3.0 | 3 | 0 | | | | | | | | | | | | | | | | |
| D. Watt | 1 | 1 | 1.0 | 1 | 0 | | | | | | | | | | | | | | | | |
| Total | 22 | 160 | 7.3 | 28 | 0 | Total | 14 | 194 | 13.9 | 39 | 2 | | | | | | | | | | |
| INTERCEPTIONS | | | | | | | | | | | INTERCEPTIONS | | | | | | | | | | |
| | NO | YDS | AVG | LG | TD | | | | | | | NO | YDS | AVG | LG | TD | | | | | |
| A Phillips | 1 | 0 | 0 | 0 | 0 | None | | | | | | | | | | | | | | | |
| Total | 1 | 0 | 0 | 0 | 0 | Total | 0 | 0 | 0 | 0 | 0 | | | | | | | | | | |
| SACKS | | | | | | | | | | | SACKS | | | | | | | | | | |
| | | | | | | | | | | | | | | | | | | | | | |
| M. Ingram III | 2-17 | U. Nwosu | 1-18 | I. Rochell | 1-10 | J. Bosa | 1-6 | Ju. Jones | 1-3 | D. King | 1-1 | P. Onwuasor | 1-6 | | | | | | | | |
| Total | 1 | 0 | 0 | 0 | 0 | Total | 0 | 0 | 0 | 0 | 0 | | | | | | | | | | |
| TACKLES (TOP 3) | | | | | | | | | | | TACKLES (TOP 3) | | | | | | | | | | |
| | | | | | | | | | | | | | | | | | | | | | |
| M. Ingram III | 7 (6 solo) | A. Phillips | 6 (3 solo) | J. Addae | 6 (2 solo) | D. James | 5 (5 solo) | C. Mosley | 12 (6 solo) | T. Jefferson | 8 (5 solo) | Three tied with 7 | | | | | | | | | |

2018 NFL RANKINGS

| | OFFENSE | | | DEFENSE | | |
|-------------------------|----------|----------|-----------|-----------|----------|----------|
| | TOTAL | RUSH | PASS | TOTAL | RUSH | PASS |
| Arizona Cardinals | 32 | 32 | 32 | 20 | 32 | 4 |
| Atlanta Falcons | 6 | 27 | 4 | 28 | 25 | 27 |
| BALTIMORE RAVENS | 9 | 2 | 22 | *1 | 4 | 5 |
| Buffalo Bills | 30 | 9 | 31 | 2 | 16 | *1 |
| Carolina Panthers | 10 | 4 | 16 | 15 | 12 | 18 |
| Chicago Bears | 21 | 11 | 21 | 3 | *1 | 7 |
| Cincinnati Bengals | 26 | 21 | 24 | 32 | 29 | 32 |
| Cleveland Browns | 13 | 14 | 14 | 30 | 28 | 25 |
| Dallas Cowboys | 22 | 10 | 23 | 7 | 5 | 13 |
| Denver Broncos | 19 | 12 | 19 | 22 | 21 | 20 |
| Detroit Lions | 24 | 23 | 20 | 10 | 10 | 8 |
| Green Bay Packers | 12 | 22 | 9 | 18 | 22 | 12 |
| Houston Texans | 15 | 8 | 17 | 12 | 3 | 28 |
| Indianapolis Colts | 7 | 20 | 6 | 11 | 8 | 16 |
| Jacksonville Jaguars | 27 | 19 | 26 | 5 | 19 | 2 |
| Kansas City Chiefs | *1 | 16 | 3 | 31 | 27 | 31 |
| Los Angeles Chargers | 11 | 15 | 10 | 9 | 9 | 9 |
| Los Angeles Rams | 2 | 3 | 5 | 19 | 23 | 14 |
| Miami Dolphins | 31 | 18 | 30 | 29 | 31 | 21 |
| Minnesota Vikings | 20 | 30 | 13 | 4 | 15 | 3 |
| New England Patriots | 5 | 5 | 8 | 21 | 11 | 22 |
| New Orleans Saints | 8 | 6 | 12 | 14 | 2 | 29 |
| New York Giants | 17 | 24 | 11 | 24 | 20 | 23 |
| New York Jets | 29 | 26 | 25 | 25 | 26 | 24 |
| Oakland Raiders | 23 | 25 | 18 | 26 | 30 | 19 |
| Philadelphia Eagles | 14 | 28 | 7 | 23 | 7 | 30 |
| Pittsburgh Steelers | 4 | 31 | 2 | 6 | 6 | 10 |
| San Francisco 49ers | 16 | 13 | 15 | 13 | 14 | 11 |
| Seattle Seahawks | 18 | *1 | 27 | 16 | 13 | 17 |
| Tampa Bay Buccaneers | 3 | 29 | *1 | 27 | 24 | 26 |
| Tennessee Titans | 25 | 7 | 29 | 8 | 18 | 6 |
| Washington Redskins | 28 | 17 | 28 | 17 | 17 | 15 |

*NFL leader



RAVENS TOP 2018 PLAYER RANKINGS

| Player | Category | No. | AFC Rank | NFL Rank | Player | Category | No. | AFC Rank | NFL Rank |
|---------------|----------------------------|------|----------|----------|--|------------------------|------|----------|----------|
| Joe Flacco | Third-Down Passer Rating | 97.3 | 2 | 10 | Chris Moore | Kickoff Return Avg. | 22.3 | 8 | 11 |
| Gus Edwards | Third-And-One Rush Success | 4/4 | 1t | 1t | Za'Darius Smith | QB Hits | 25 | 6t | 10t |
| Gus Edwards | Rushing Yards | 718 | 13 | 26 | Justin Tucker | Leading Scorers (Ks) | 141 | 2 | 2 |
| Gus Edwards | Rushing Yards by a Rookie | 718 | 4 | 5 | Justin Tucker | Touchbacks on KO | 58 | 4t | 6t |
| Lamar Jackson | QB Rushing Yards | 695 | 1 | 1 | Tavon Young | Def. Fumble Recoveries | 2 | 6t | 7t |
| Sam Koch | Gross Punt Avg. | 47.4 | 1 | 4 | * Jones played in 2 games with New England | | | | |
| Cyrus Jones* | Punt Return Avg. | 13.2 | 4 | 4 | | | | | |

2018 NFL STANDINGS

AMERICAN FOOTBALL CONFERENCE

| NORTH | | | | | | EAST | | | | | | | |
|---------------------------|-----------|----------|----------|-------------|------------|------------|------------------------|----|------|----|------|-----|-----|
| W | L | T | PCT. | PF | PA | W | L | T | PCT. | PF | PA | | |
| z-Baltimore Ravens | 10 | 6 | 0 | .625 | 389 | 287 | z-New England Patriots | 11 | 5 | 0 | .688 | 436 | 325 |
| Pittsburgh Steelers | 9 | 6 | 1 | .594 | 428 | 360 | Miami Dolphins | 7 | 9 | 0 | .438 | 319 | 433 |
| Cleveland Browns | 7 | 8 | 1 | .469 | 359 | 392 | Buffalo Bills | 6 | 10 | 0 | .375 | 269 | 374 |
| Cincinnati Bengals | 6 | 10 | 0 | .375 | 368 | 455 | New York Jets | 4 | 12 | 0 | .250 | 333 | 441 |



| SOUTH | | | | | | WEST | | | | | | | |
|----------------------|----|----|------|------|-----|------|------------------------|----|------|----|------|-----|-----|
| W | L | T | PCT. | PF | PA | W | L | T | PCT. | PF | PA | | |
| z-Houston Texans | 11 | 5 | 0 | .688 | 402 | 316 | *-Kansas City Chiefs | 12 | 4 | 0 | .750 | 565 | 421 |
| y-Indianapolis Colts | 10 | 6 | 0 | .625 | 433 | 344 | y-Los Angeles Chargers | 12 | 4 | 0 | .750 | 428 | 329 |
| Tennessee Titans | 9 | 7 | 0 | .563 | 310 | 303 | Denver Broncos | 6 | 10 | 0 | .375 | 329 | 349 |
| Jacksonville Jaguars | 5 | 11 | 0 | .313 | 245 | 316 | Oakland Raiders | 4 | 12 | 0 | .250 | 290 | 467 |

NATIONAL FOOTBALL CONFERENCE

| NORTH | | | | | | EAST | | | | | | | |
|-------------------|----|----|------|------|-----|------|-----------------------|----|------|----|------|-----|-----|
| W | L | T | PCT. | PF | PA | W | L | T | PCT. | PF | PA | | |
| z-Chicago Bears | 12 | 4 | 0 | .750 | 421 | 283 | z-Dallas Cowboys | 10 | 6 | 0 | .625 | 339 | 324 |
| Minnesota Vikings | 8 | 7 | 1 | .531 | 360 | 341 | y-Philadelphia Eagles | 9 | 7 | 0 | .563 | 367 | 348 |
| Green Bay Packers | 6 | 9 | 1 | .406 | 376 | 400 | Washington Redskins | 7 | 9 | 0 | .438 | 281 | 359 |
| Detroit Lions | 6 | 10 | 0 | .375 | 324 | 360 | New York Giants | 5 | 11 | 0 | .313 | 369 | 412 |



| SOUTH | | | | | | WEST | | | | | | | |
|----------------------|----|----|------|------|-----|------|---------------------|----|------|----|------|-----|-----|
| W | L | T | PCT. | PF | PA | W | L | T | PCT. | PF | PA | | |
| *-New Orleans Saints | 13 | 3 | 0 | .813 | 504 | 353 | z-Los Angeles Rams | 13 | 3 | 0 | .813 | 527 | 384 |
| Atlanta Falcons | 7 | 9 | 0 | .438 | 414 | 423 | y-Seattle Seahawks | 10 | 6 | 0 | .625 | 428 | 347 |
| Carolina Panthers | 7 | 9 | 0 | .438 | 376 | 382 | San Francisco 49ers | 4 | 12 | 0 | .250 | 342 | 435 |
| Tampa Bay Buccaneers | 5 | 11 | 0 | .313 | 396 | 464 | Arizona Cardinals | 3 | 13 | 0 | .188 | 225 | 425 |

z-Clinched division y-Wild Card

*-Clinched division & homefield advantage

2018 NFL POSTSEASON

AFC

Wild Card Playoff Games

Los Angeles Chargers (23) at Baltimore (17)
Indianapolis (21) at Houston (7)

Divisional Playoff Games

Indianapolis (13) at Kansas City (31)
Los Angeles Chargers (28) at New England (41)

Championship Game

New England (37) at Kansas City (31)

NFC

Wild Card Playoff Games

Philadelphia (16) at Chicago (15)
Seattle (22) at Dallas (24)

Divisional Playoff Games

Dallas (22) at Los Angeles Rams (30)
Philadelphia (14) at New Orleans (20)

Championship Game

Los Angeles (26) at New Orleans (23)

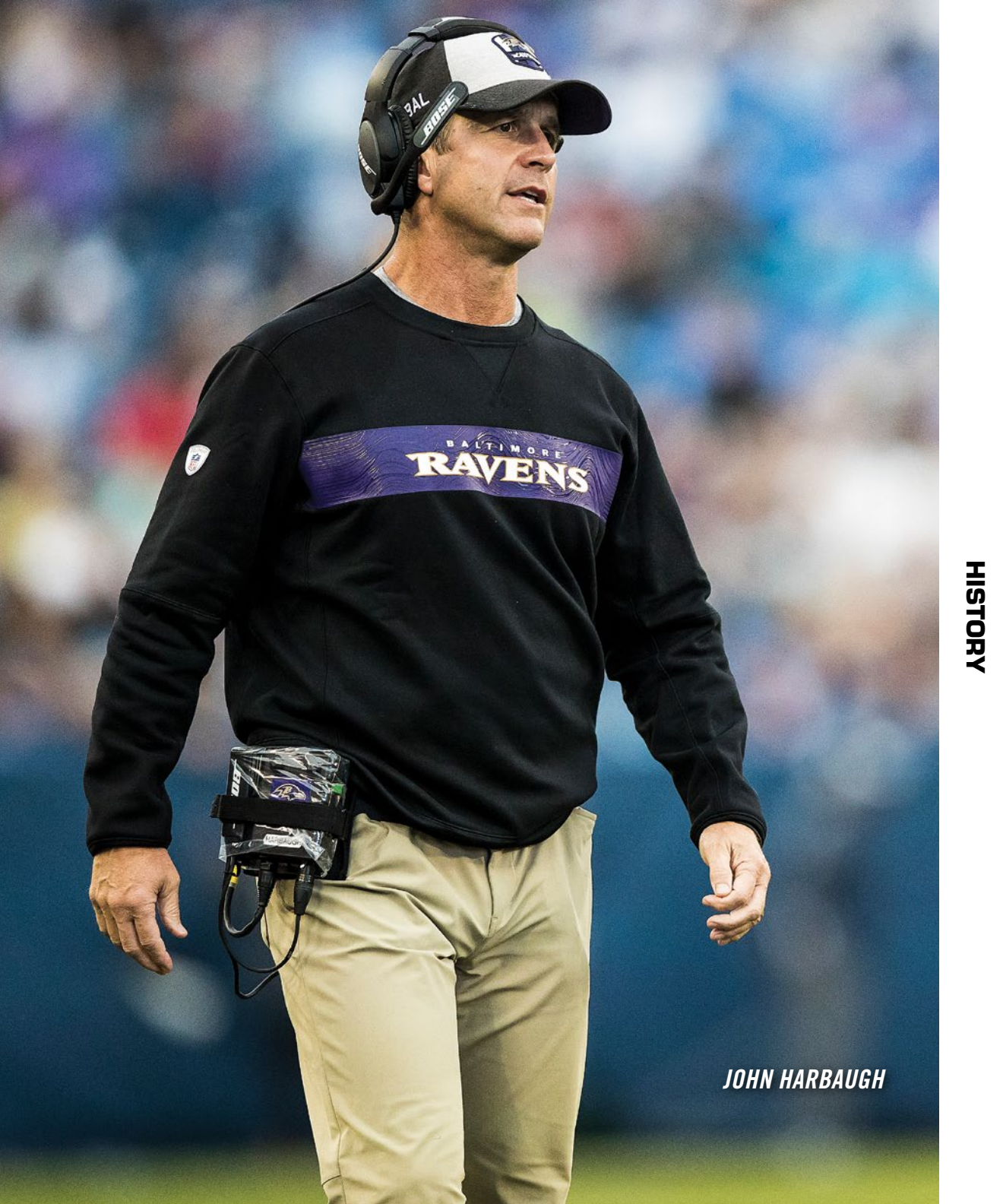


Super Bowl LIII at Mercedes-Benz Stadium • Atlanta, Georgia

New England (AFC) 13, Los Angeles Rams (NFC) 3

NFL Pro Bowl at Camping World Stadium • Orlando, Florida

AFC 26, NFC 7



JOHN HARBAUGH



An emotionally-charged and thrilling six weeks kicked off the Baltimore Ravens' 2012 campaign. Despite playing their first four games in an 18-day span, the Ravens produced a 5-1 record, marking the best start ever under John Harbaugh. Highlighted by a season-opening victory on Monday Night Football against division foe Cincinnati and an exhilarating, last-second triumph over AFC rival

New England, the Ravens immediately demonstrated the type of heart and resolve that would allow them to conquer anything in an NFL season.

Climbing to 9-2, Baltimore tied (2006) the best record to begin a season in franchise history. Following their bye week, the battle-tested Ravens won four-straight games – three of which occurred in hostile road clashes. Though a rash of injuries to key contributors left them shorthanded, the Ravens remained relentless and emerged victorious in hard-fought contests at Cleveland and Pittsburgh. Baltimore's grit was never more on display than in Week 12 at San Diego, when Ray Rice converted a fourth-and-29 catch – later voted "NFL Play of the Year" – to send the game into overtime and help capture the comeback win.

While able to secure the AFC North Title with a decisive victory over the New York Giants in Week 16, the Ravens closed out the regular season by dropping four of their last five games. This stretch included three-consecutive

defeats – two by three points – to begin December, all against emerging playoff contenders. Many outsiders perceived the run of losses to be Baltimore's late-season demise, but the Ravens felt otherwise. As each wintry week passed, the team's resilient chemistry never faded, nor did its genuine belief that the best was yet to come.

On Wild Card weekend, before a sellout M&T Bank Stadium crowd that celebrated and saluted Ray Lewis in his final home game, Baltimore pummeled the Colts, 24-9, kick-starting an incredible playoff run. Holding Indy without a touchdown, the Ravens' defense was led by Lewis, who returned to action for the first time since tearing his triceps in Week 6.

"I think we're all appreciative, grateful for the opportunity to be here and to witness this historic moment in sports," head coach John Harbaugh said after the win. "And, it wasn't just about one guy [Lewis]. Nobody understands it more than the one guy we're talking about. It was about a team. It was about a city, a fan base, a great sport, about a great career."

Fresh off an emotional victory over Indianapolis, Baltimore traveled to No. 1 seed Denver for a Divisional Playoff bout. Riding an 11-game win streak, the heavily-favored Broncos had beaten the Ravens, 34-17, in Charm City four weeks prior.

But despite its underdog status, Baltimore approached the game with the brazen attitude of a champion. It was a boldness reinforced by strength gained while facing adversity throughout the season. It was also a resiliency the team had developed and a brotherhood that leaders such as Harbaugh, Lewis, Terrell Suggs, Joe Flacco and Rice had cultivated from Day One.



LB Ray Lewis emerges from the M&T Bank Stadium tunnel for the final home intro of his career prior to the Wild Card win over Indianapolis (1/6/13).



WR Jacoby Jones secures QB Joe Flacco's deep pass, connecting for a 70-yard TD to send the Divisional Playoff at Denver (1/12/13) into overtime.



As part of 21 unanswered points by Baltimore, WR Anquan Boldin scores a fourth-quarter TD in the 28-13 AFC Championship victory at New England (1/20/13).

In what became the fourth-longest game (4:11) in NFL history, the Ravens outlasted the Broncos, 38-35, in double OT, producing an electrifying victory-turned instant classic.

Facing third-and-three with 31 seconds remaining in regulation, Flacco found Jacoby Jones, who had blazed past defenders down the right sideline, to manufacture an improbable 70-yard touchdown bomb. The crowd-silencing connection cut the deficit to 1, with Justin Tucker then quickly tying the game at 35 to force overtime. Near the end of the extra period, Corey Graham intercepted Peyton Manning, ultimately setting up a 47-yard game-winning field goal by Tucker in double OT and sealing the Ravens' 38-35 win.

"Thanks for bearing witness to one of the greatest football games you're ever going to see," stated Harbaugh after the victory, which sent Baltimore to the AFC Championship for a second-straight season and third time in five years. "That football game did the game of football proud."

Next up was an AFC Title bout with the No. 2 seed Patriots, who just 12 months prior had knocked out Baltimore in the exact same setting. Though the Ravens' hearts were battered following the 2011 playoff loss, the defeat served as an influential lesson and a unifying force. It was an outcome that simultaneously marked the bitter end of a poignant journey, but also some inspiration for a determined 2012 Ravens team.

All season long, as they grinded away for a chance to finish what they had started the year before, the Ravens got what they wanted. And this time, they didn't disappoint.

The Patriots, who owned the NFL's No. 1-ranked and highest-scoring offense, were shut out in the second half by a dominant Ravens' "D" that found ways to constantly frazzle Tom Brady and pummel his normally-potent attack. In defeating New England, 28-13, Baltimore clinched a berth in Super Bowl XLVII, seizing the franchise's second conference title.

"Congratulations to our players, to our coaches," Harbaugh said. "[Tonight] was about a football team playing really good football in one of the biggest moments that football has to offer, and that's what I am so proud of as a football coach."

On Feb. 3, 2013, the AFC Champion Ravens battled the NFC Champion 49ers in Super Bowl XLVII. It was the first time in NFL history that two brothers, John and Jim Harbaugh, faced each other as head coaches in a championship game.

"We've seen it all this year," Harbaugh stated before the game. "We've had injuries; we've had adversity; we've had exhilaration; we've had great moments. That's what a season is made of. The team that navigates all these things the best, in the end, will be the one true champion."

And in the end, no team navigated its voyage better than the 2012 Ravens. In what would become a timeless NFL masterpiece – one bursting with drama at every turn – Baltimore defeated San Francisco, 34-31, becoming the NFL's one true champion.

After taking an early 28-6 lead, the Ravens produced a valiant goal-line stand to clinch their second Super Bowl title. Overcoming a feverish 49ers' second-half comeback and a bizarre 34-minute power outage in the third quarter, Baltimore started fast and finished strong, all while entertaining millions of spectators around the globe.

Spurred by Flacco, who was named the game's MVP after completing 22 of 33 passes for 287 yards and three touchdowns, the Ravens capped a remarkable journey – one that will forever live in football lore.


"We've got a lot of resolve. That's why we won the game," stated Harbaugh, who with the victory set an NFL record for most playoff wins (nine) in a head coach's first five seasons. "It wasn't perfect, it wasn't pretty, but it was us."



John Harbaugh hoists the Lombardi Trophy following the Ravens' thrilling 34-31 victory over San Francisco in Super Bowl XLVII (2/3/13).



SUPER BOWL XXXV



The young and brash Baltimore Ravens began the 2000 NFL season talking playoffs and ended the year as World Champions, thanks to one of the most dominant defenses in pro football history.

The Ravens' Super Journey began with an ominous regular season schedule that included five road games in seven weeks. In the middle of it all was a five-game streak without a touchdown.

Thankfully, the drought never divided the team.

The race toward the Lombardi Trophy was not without its hurdles: Ray Lewis rebounded from a trying offseason; Trent Dilfer, now a Raven, returned to Tampa Bay for the Super Bowl; an emotional Jermaine Lewis dedicated a superb performance to the memory of his stillborn son. Still, the team rallied the season, and it made the hard-fought victory that much sweeter.

The journey was about the coming of age for talented young players like Jamal Lewis, Chris McAlister and Duane Starks. It also belonged to tough veterans like Rod Woodson, Ray Lewis, Rob Burnett, Shannon Sharpe, Matt Stover, Michael McCrary and Jonathan Ogden.

And the journey also belonged to the fans of Baltimore. The fans numbered in the thousands at the downtown sendoff at Harbor Place. Banners and promises hung in the air, and none would be broken.

While the hometown fans would celebrate with seven-straight days of purple pride, the team took off for Tampa for a week of preparation before the ultimate contest. On Sunday, Jan. 28, 2001, the Ravens kept their promise and defeated the New York Giants, 34-7.

Ray Lewis earned Super Bowl XXXV MVP honors, as well as Defensive Player of the Year. The Ravens tied a Super Bowl record with four INTs, and they were only the third team in NFL history to not commit a turnover in a Super Bowl. The most exciting new record? Perhaps three successive scores on three seesaw plays. The back-to-back kickoff returns for TDs were yet another new record.

Following the game, owner Art Modell lifted the Lombardi Trophy in the air and said: "To the people of Baltimore City, Baltimore County and the State of Maryland, this belongs to you. From the bottom of my heart, thank you."

When the Ravens flew home on that beautiful, blue-sky Monday after the Super Bowl, they heard about the parade scheduled in their honor for the next day. The icy downpour that Tuesday phased no one. Hundreds of thousands of fans ignored the rain and cold and waited for their heroes to ride by on Baltimore's crowded city streets.

Later, the entire organization was invited to the White House in June to meet President George W. Bush.

Francine Lubera and Kevin Byrne of the Ravens' public relations office chronicled the run to the Super Bowl in the book "Super Journey: Diary of the Ravens World Championship Season" (above left), published in July of 2001.



RAVENS HISTORY

COLTS HISTORY

12/28/46 - Baltimore was awarded the bankrupt Miami Seahawks franchise of the All-America Football Conference. Re-named Colts via a fan contest.

12/8/49 - AAFC/NFL reached merger agreement. Colts entered the NFL for 1950 season.

12/19/50 - Colts finished 1-11 in their first NFL season with a 15-14 loss to the New York Yanks at Yankee Stadium. The Yanks later became the Baltimore Colts.

1/18/51 - Franchise withdrew from league and received \$50,000 for players by the NFL.

1951-52 - No Colts team existed.

12/3/52 - Commissioner Bert Bell challenged Baltimore to sell 15,000 tickets in six weeks to re-enter NFL. The ticket drive reached its quota in four weeks, three days.

10/1/53 - Carroll Rosenbloom headed an ownership group and Baltimore was awarded the Dallas Texans' franchise.

12/28/58 - Colts defeated NYG, 23-17, at Yankee Stadium for World Championship. That game sparked the emergence of the NFL as a televised sports giant.

12/27/59 - The Colts won their second-straight World Championship over the Giants, in Baltimore, 31-16.

1/8/63 - Don Shula replaced Weeb Ewbank as head coach.

12/27/64 - Browns beat Colts, 27-0, in Cleveland for NFL title. Art Modell wins first title.

6/8/66 - NFL and AFL announced plans to merge in 1970. Colts, Browns and Steelers later joined AFC in NFL's realignment.

1/12/69 - Jets defeated Colts, 16-7, in Super Bowl III at the Orange Bowl after Joe Namath guaranteed a New York victory.

3/3/70 - Don Shula resigned to become head coach of the Miami Dolphins.

1/17/71 - Jim O'Brien kicked a 32-yard FG with five seconds left as Colts won Super Bowl V vs. Dallas, 16-13, in first AFC-NFC Super Bowl.

7/26/72 - Robert Irsay traded the L.A. Rams to Carroll Rosenbloom for the Colts.

1/15/75 - Ted Marchibroda named head coach.

4/26/83 - Colts selected John Elway with No. 1 pick in NFL draft, but traded him to Denver for T Chris Hinton, QB Mark Herrmann and Denver's top pick in 1984.

12/18/83 - In the last NFL regular season game in Memorial Stadium (until 1996), the Colts beat the Oilers, 20-10. TE Pat Beach scored the last TD on 12-yard pass from QB Mike Pagel.

3/28/84 - Colts franchise relocated to Indianapolis.

RAVENS HISTORY

1995

11/6 - Cleveland Browns announced intention to move to Baltimore for 1996 season.

1996

2/9 - NFL approved franchise move.

2/15 - Ted Marchibroda was named the Ravens' first head coach 21 years and one month to the day he was hired by the Baltimore Colts in 1975.

3/29 - Baltimore's NFL franchise was officially named "Ravens" after a *Baltimore Sun* telephone poll received a record number of calls supporting the name.

4/1 - The Ravens opened their first Owings Mills training facility with start of offseason program.

6/5 - The new Ravens' logo, colors and uniforms were unveiled in a fashion show at Harborplace in downtown Baltimore City.

6/14 - Ravens sold over 50,000 season tickets in 14 days.

9/1 - The Ravens' first-ever regular season game was played before 64,124 fans at Memorial Stadium, the largest crowd in Baltimore professional sports history. QB Vinny Testaverde scored the first TD on a 9-yard run to propel the Ravens to a 19-14 win over the Raiders.

12/22 - The Ravens concluded their inaugural season with a 4-12 record following a 24-21 loss to the Houston Oilers. The Ravens were 4-4 at home, and 0-8 on the road. The team sold out all 10 home games, including the two preseason games. Baltimore held a second-half lead in 10 of its 11 final games, but won only two. QB Vinny Testaverde was voted to the Pro Bowl after throwing for 4,177 yards and 33 TDs. WRs Michael Jackson and Derrick Alexander both eclipsed the 1,000-yard receiving mark and combined for 23 TDs.

1997

3/18 - The Ravens and Western Maryland College (now McDaniel College) entered into a five-year agreement to hold training camp at the Westminster, MD, campus.

12/14 - Baltimore defeated Tennessee, 21-19, in the final game at Memorial Stadium. Of the 16 regular season games played by the Ravens at Memorial Stadium, 13 were televised and all were sold out.

12/21 - Baltimore dropped a 16-14 game at Cincinnati to finish the season 6-9-1. T Jonathan Ogden was named consensus All-Pro and voted as a starter to the Pro Bowl. LB Ray Lewis led the NFL in tackles with 210 and was voted first alternate to the Pro Bowl, then selected as a "needs" player by coach Bill Cowher.

1998

2/14 - The Ravens traded for QB Jim Harbaugh (from Ind.), the first of several key offseason acquisitions, including RB Errict Rhett (2/17), FB Roosevelt Potts (2/24) and CB Rod Woodson (2/25).

RAVENS HISTORY

9/5 - The new NFL Stadium at Camden Yards (later named PSINet Stadium) was the backdrop for an opening gala that included fireworks, a Stevie Wonder/Baltimore Symphony Orchestra concert and a spectacular laser show.

9/6 - The Ravens opened their new NFL Stadium in downtown Baltimore before a host of dignitaries, a packed house and the Steelers. The Ravens lost, 20-13.

12/28 - After a 6-10 finish, the Ravens did not renew Ted Marchibroda's contract. Six Ravens represented the AFC in the Pro Bowl: LB Peter Boulware, WR/RS Jermaine Lewis, LB Ray Lewis, DE Michael McCrary, T Jonathan Ogden and S Bennie Thompson (special teamer).

1999

1/19 - Brian Billick became the second head coach in Ravens history when he accepted a six-year contract from owner Art Modell. Billick, the highly successful offensive coordinator for Minnesota, directed a Vikings' attack that set a variety of NFL and team records, including the league's single-season scoring mark of 556 points in 1998.

1/26 - PSINet Inc., the first and largest independent commercial Internet provider, announced a 20-year partnership to develop a global network for the Ravens. With the agreement, the new facility was named PSINet Stadium.

1/30 - Ravens executive vice president of player personnel Ozzie Newsome was selected for induction into the Pro Football Hall of Fame, along with Lawrence Taylor, Eric Dickerson, Tom Mack and Billy Shaw. Newsome was the NFL's all-time leading tight end in pass receptions until Shannon Sharpe eclipsed the record in 2001.

9/12 - Brian Billick's debut as head coach was spoiled in the season opener, as St. Louis defeated the Ravens, 27-10, in the TransWorld Dome. QB Kurt Warner had his first NFL start.

12/26 - The Ravens recorded their first-ever shutout, a 22-0 win over Cincinnati. The victory completed a perfect December and gave the Ravens a franchise-high eight victories. Five players (LB Peter Boulware, LB Ray Lewis, DE Michael McCrary, T Jonathan Ogden and S Rod Woodson) were named to the Pro Bowl. The Ravens' defense finished second in the NFL, and in the team's 6-3 finish, Baltimore outscored opponents, 324-277.

2000

2/22 - The Ravens signed seven-time Pro Bowl TE Shannon Sharpe, an unrestricted free agent who had starred for 10 years with the Denver Broncos. Sharpe caught 552 passes for 6,983 yards and 44 TDs for Denver.

3/27 - NFL owners approved the sale of 49% of the Ravens to Anne Arundel County (MD) business executive Steve Bisciotti. In it, Bisciotti had an option to purchase the remaining 51% for \$325 million in 2004.

SEPT. - The Ravens opened the 2000 season with a 16-0 win at Pittsburgh in their last visit to Three Rivers Stadium on 9/3. They won three of their first four games, including a dramatic

39-36 win over Jacksonville (their first win over the Jaguars) and a 37-0 shutout over Cincinnati.

OCT. - Baltimore finished October at 2-3, and did not score a TD during the month. Trent Dilfer replaced Tony Banks at QB on 10/29 vs. Pittsburgh.

NOV./DEC. - Baltimore won its final seven regular season games by a combined score of 193-63. On 11/26, Earnest Byner was the first inductee to the Ravens' Ring of Honor (Ravens won 44-7 vs. Cleveland). On 12/10, Art Modell was honored in pre-game ceremonies for his 40 years of ownership. That day, the Ravens earned their first playoff berth, defeating San Diego, 24-3.


12/24 - The Ravens' defense set a 16-game record by allowing only 165 total points. Baltimore also set an NFL record by allowing only 970 yards rushing. The Ravens finished 12-4 after beating the New York Jets, 34-20, on Christmas Eve. Rookie RB Jamal Lewis rushed for a team-record 1,364 yards in 2000.

12/31 - The Ravens defeated the Denver Broncos, 21-3, in an AFC Wild Card Playoff Game at PSINet Stadium, the first home playoff game in Baltimore since 1977. Jamal Lewis rushed for 110 yards on 30 carries and scored twice, while the defense allowed Denver's rushing attack only 42 yards on the ground.

2001

1/2 - LB Ray Lewis won NFL Defensive Player of the Year honors from *The Associated Press*.

1/7 - The Ravens scored 14 fourth quarter points to defeat Tennessee, 24-10, at Adelphia Coliseum to advance to the AFC Championship. The go-ahead TD was a 90-yard return by Anthony Mitchell off a blocked FG; then, Ray Lewis scored on a 50-yard INT return to seal the win.



LB Ray Lewis was named the 2000 NFL Defensive Player of the Year and Super Bowl XXXV MVP after the Ravens' win (34-7) over the New York Giants.

RAVENS HISTORY

1/14 - The Ravens traveled to Oakland and defeated the Raiders, 16-3, in the AFC Championship game to advance to Super Bowl XXXV. TE Shannon Sharpe scored on an NFL postseason-record 96-yard pass from Trent Dilfer. The Ravens limited the Raiders to 24 rushing yards.

1/28 - The Ravens defeated the New York Giants, 34-7, to capture their first World Championship in Super Bowl XXXV, played at Raymond James Stadium in Tampa, FL. Ray Lewis was named Super Bowl MVP and only Ron Dixon's 97-yard KOR for a TD averted a shutout against the Giants. A Super Bowl record was set when three TDs were scored in a span of 36 seconds, including Duane Starks' 49-yard INT return and Jermaine Lewis' 84-yard KOR.

1/30 - Over 200,000 people turned out on a cold, rainy day to attend the Baltimore Ravens' victory parade.

JULY/AUG. - The Ravens opened training camp as defending World Champions with the entire nation watching, as HBO's *Hard Knocks: Training Camp with the Baltimore Ravens* debuted with the Ravens as the featured team.

9/9 - The Ravens won their 12th-consecutive game and second-consecutive opener with a 17-6 win over the Chicago Bears at PSINet Stadium. On 9/11, the World Trade Center collapsed and the Pentagon was hit, following terrorist attacks.

10/21 - Matt Stover broke the NFL record for most consecutive games with a FG, snapping Fred Cox's old mark of 31, when he booted two three-pointers in a 24-14 loss to the Browns at Cleveland Browns Stadium. Stover's streak ended at 38 games with a missed FGA on 12/16 vs. Pittsburgh.

11/18 - TE Shannon Sharpe became the NFL's all-time leading pass-catching TE (surpassing Ozzie Newsome's mark of 662), when Sharpe caught a 29-yard pass on the fifth play of the game vs. the Cleveland Browns. He finished the 2001 season with 692 career receptions for 8,604 yards, both then-all-time NFL highs for a TE.

12/2 - S Rod Woodson set an NFL record by returning a Peyton Manning INT 47 yards for a TD, his 10th career TD on an INT return, in a 39-27 win over Indy. Woodson's TD snapped a tie with Ken Houston (nine career INT-TDs).

12/23 - RB Corey Dillon of the Bengals rushed for 127 yards, snapping the Ravens' streak of 50 games (including playoffs) of not allowing a 100-yard rusher, the longest streak since the 1989-1992 Eagles had a 53-game streak. The Ravens scored their third consecutive home shutout over the Bengals (16-0), the first time in 24 years (1975-77, Oakland over San Diego) that a team had three straight home shutouts over the same opponent.

2002

1/2 - Six Ravens from the 2001 season were selected to play in the Pro Bowl, tying the team mark set in 1998. Selected were LB Ray Lewis, T Jonathan Ogden, DT Sam Adams, RS Jermaine Lewis, TE Shannon Sharpe and S Rod Woodson.

1/7 - The Ravens played a postponed regular season game

against Minnesota at Ravens Stadium and defeated the Vikings, 19-3, allowing Baltimore to advance to the playoffs. The game had been scheduled for Monday, 9/17, but was re-scheduled because of the 9/11 terrorist attacks on the United States. The victory gave the Ravens a 10-6 record and clinched a Wild Card spot as the AFC's fifth seed. LB Peter Boulware set a team record with four sacks vs. the Vikings to finish as the AFC's leading sacker with 15.

1/13 - The Baltimore Ravens traveled to Miami and defeated the Dolphins, 20-3, in an AFC Wild Card Playoff game. Baltimore set a playoff team record with 226 rushing yards on 50 carries. The Ravens became the first team in NFL history to win its first five playoff games. Only Joe Gibbs, who won his first six playoff games, surpassed Brian Billick's mark of five (tied with Tom Flores).

1/20 - After five-consecutive playoff wins (including the Super Bowl run in 2000), the Ravens were stopped at Heinz Field with a 27-10 loss to the Pittsburgh Steelers in the AFC Divisional Playoff game. The Steelers jumped to a 20-0 first-half lead and stifled Baltimore's offense. Baltimore's only TD came when RS Jermaine Lewis set a then NFL playoff record with an 88-yard punt return for a score in the third quarter.

5/15 - The Ravens and McDaniel College (formerly Western Maryland College) announced a three-year contract extension to keep Ravens training camp in Westminster, MD, through the 2004 season.

9/8 - With the youngest team in NFL history (19 first-year players), the Ravens dropped their first two games at Carolina (10-7) and at home (9/15) vs. the Buccaneers (25-0). A moving tribute was paid to Hall of Fame QB Johnny Unitas prior to the game, and QB Chris Redman, a close friend and admirer, wore black hightops in honor of his hero. Johnny Unitas passed away on 9/11.

9/30 - CB Chris McAlister ran into the NFL record books against Denver. With one second remaining in the first half, Broncos K Jason Elam's FGA was short. McAlister caught it in the end zone and returned it 107 yards for a TD – the then-longest play of any kind in league history. The previous record was 106 yards (3 KORs), last accomplished by Roy Green in 1979. Baltimore won 34-23. S Ed Reed blocked the first punt in Ravens history, leading to the Ravens' second TD of the second quarter against the Broncos.

10/20 - QB Johnny Unitas and seven of his Hall of Fame Colts teammates were enshrined into the Ring of Honor at Ravens Stadium in front of a sellout crowd of 69,173 fans. Enshrined with Unitas were: WR Raymond Berry, RB Lenny Moore, DT Art Donovan, DE Gino Marchetti, TE John Mackey, OT Jim Parker and LB Ted Hendricks. A bronze statue of Unitas' likeness was sculpted by local Baltimore artist Frederick Kail and dedicated at Gate A, newly-named Unitas Plaza. In a joint effort, the Baltimore Ravens, Art Modell, the Steve Bisciotti family, and others commissioned the project.

12/29 - The Ravens lost their final game of the season at Pittsburgh (34-31) in a heart-breaking nailbiter. Hopes of

RAVENS HISTORY

a playoff berth ended, as the Ravens finished with a 7-9 record. Three Ravens players traveled to Hawaii for the Pro Bowl: T Jonathan Ogden, LB Peter Boulware and first-timer TE Todd Heap.

2003

JAN./FEB. - Ozzie Newsome was named the NFL's first minority general manager. The executive VP and GM promoted three members of his staff: Phil Savage, player personnel director; George Kokinis, pro personnel director; and Eric DeCosta, college scouting director. Former Bears Hall of Fame LB Mike Singletary launched his coaching career when he was hired by the Ravens as the team's LBs coach. Art Modell entered his 43rd (and final) year in the NFL as a franchise owner.

5/6 - Ravens Stadium was re-named M&T Bank Stadium in a press conference held at the stadium. The 15-year, \$75 million agreement included naming rights, as well as jointly administered community-based programs. The then-147-year-old M&T Bank was headquartered in Buffalo, NY.

9/2 - The average age of the Ravens was only 25.8 years at roster cutdown. Baltimore had 11 first- and second-year players on the roster; seven rookies and 11 second-year veterans. The average years of experience was just four. The Ravens were the third-youngest team in the NFL (Cleveland, 24.8 and Chicago, 25.3).

9/14 - Baltimore rolled over the Cleveland Browns, 33-13, at M&T Bank Stadium. In that home opener, RB Jamal Lewis broke a then-NFL record with 295 yards rushing on 30 carries and 2 TDs. In the game at Cleveland (12/21), Lewis rushed for 205 yards, setting the NFL mark for rushing yards in a season versus the same team – 500 yards.

12/18 - A team-record eight players were voted to the Pro Bowl (most in NFL, tied with the Chiefs): LB Ray Lewis, S Ed Reed, LB Peter Boulware, T Jonathan Ogden, TE Todd Heap, RB Jamal Lewis, CB Chris McAlister and LB/Special Teamer Adalious Thomas.

12/28 - Art Modell was inducted into the Ring of Honor at M&T Bank Stadium in the final game of the season, a 13-10 OT win over Pittsburgh. Baltimore finished 10-6, winning its first-ever AFC North Division title.

12/31 - RB Jamal Lewis and LB Ray Lewis were named *The Associated Press* NFL Offensive and Defensive Players of the Year, respectively, while LB Terrell Suggs was named AP NFL Defensive Rookie of the Year.

2004

1/3 - The Ravens lost, 20-17, to the Titans in the AFC Wild Card game at M&T Bank Stadium on Gary Anderson's game-winning kick (46-yard FG), with 29 seconds remaining.

2/4 - Jim Fassel, former head coach of the NY Giants, was named senior consultant/offense for the Baltimore Ravens. It marked the first time two Super Bowl head coaches (Brian Billick the other) were on the same staff.

4/9 - The NFL approved Ravens new owner Steve Bisciotti's purchase of the club.



The NFL approved new owner Steve Bisciotti's purchase of the Baltimore Ravens in April 2004.

4/13 - The Ravens and McDaniel College extended their partnership six years to keep training camp in Westminster through 2010. The deal included installation of Sportexe Momentum Turf on the college's main athletic field with both parties sharing costs.

10/4 - Former Ravens Pro Bowl DE Michael McCrary, who retired in 2002, was inducted into the Smyth Jewelers Ring of Honor at halftime of the Ravens' Monday Night ABC contest vs. KC. The Chiefs won, 27-24.

10/15 - Ravens moved into their new 200,000-sq.ft. training facility in Owings Mills, MD, during the bye week. The new state-of-the-art headquarters became home to over 200 Ravens employees.

12/22 - Five Ravens were named to the Pro Bowl: T Jonathan Ogden (eighth), LB Ray Lewis (seventh), S Ed Reed (second), CB Chris McAlister (second) and LB Terrell Suggs (first).

2005

1/2 - Finishing the 2004 season with a 9-7 record, the Ravens fell one game short of the playoffs. Baltimore produced a 6-2 mark at M&T Bank Stadium and a 3-5 record on the road. Injuries caused regular starters to miss 53 games, including the entire season for Pro Bowl LB Peter Boulware. Other Pro Bowlers who missed considerable time included: TE Todd Heap (10), RB Jamal Lewis (four), LT Jonathan Ogden (four), and CB Deion Sanders (seven). C Mike Flynn missed the first seven games.

1/7 - S Ed Reed was named the 2004 NFL Defensive Player of the Year by the *Associated Press*, becoming the second Raven in as many years to win the award. LB Ray Lewis won the award twice (2000, 2003).

1/12 - Jim Fassel and Rex Ryan (1/20) were promoted to offensive and defensive coordinators, respectively. Clarence

RAVENS HISTORY

Brooks (formerly with Miami) replaced Rex Ryan as D-line coach. Chris Foerster (former Miami offensive coordinator) was named offensive line/assistant head coach. Rick Neuheisel was named QBs coach. Fassel's son, John, was hired as an offensive assistant.

2006

1/1 - Baltimore finished 2005 with a disappointing 6-10 record, going 6-2 at home and netting zero wins on the road. The 67 games lost to injured starters were third most in the NFL, with 10 games to Ray Lewis (thigh), six to Ed Reed (ankle) and seven to Kyle Boller (toe). Season highlights included two national games, a 48-3 win over Green Bay (12/19) and a 30-23 win against Minnesota (12/25) on Christmas night that knocked the Vikings out of the playoffs. One of the victories was a 16-13 OT win over the eventual Super Bowl Champion Steelers. T Jonathan Ogden was selected to his ninth-straight Pro Bowl appearance.

6/8 - Three-time Pro Bowler and 2003 co-MVP QB Steve McNair joined the Ravens in a trade with Tennessee in exchange for a 2007 Baltimore draft pick. McNair would go on to start at QB for the Ravens in 2006, and he became just the third player in NFL history to throw for 30,000 career passing yards and 3,500 rushing yards. He joined Hall of Famers Fran Tarkenton and Steve Young in that group.

9/10 - Baltimore shut out Tampa Bay (27-0) in the opener at Raymond James Stadium and posted a second shutout vs. Pittsburgh (also 27-0) on Nov. 26.

10/16 - Head coach Brian Billick took over coordinating the offense after the Ravens lost two in a row, falling to 4-2. Baltimore won five-straight games and four out of the last five contests on the season.

11/5 - Former LB Peter Boulware, who retired in 2006, was inducted into the Smyth Jewelers Ring of Honor at M&T Bank Stadium in an emotional halftime ceremony. In addition to family and former teammates, he was joined by Steve Bisciotti and Art Modell. Peter's younger brother Michael, a Seahawks' safety, spoke in personal terms to his brother in a pre-recorded message that was shown on the RavensVision video boards. Boulware, genuinely moved, spoke to the crowd of 69,143 Ravens fans. Baltimore defeated Cincinnati, 26-20, and carried a 6-2 record into the second half of the season.

12/22 - Three Ravens were named as starters in the Pro Bowl: T Jonathan Ogden, LB Adalius Thomas and S Ed Reed. CB Chris McAlister and LB Terrell Suggs received Pro Bowl nods as reserves. LB Ray Lewis and QB Steve McNair were named as backups, but were replaced [because of injuries] with LB Bart Scott and the Titans' QB Vince Young, respectively.

12/24 - For the first time in Ravens history, Baltimore swept AFC North rival Pittsburgh at Heinz Field, 31-7, after posting an earlier shutout on Nov. 26, 27-0, at M&T Bank Stadium. The Ravens' "D" dominated Pittsburgh in both games, sacking QB Ben Roethlisberger 14 times and intercepting him four.



In 2006, Baltimore swept the Steelers, 27-0 (M&T Bank Stadium) and 31-7 at Heinz Field, for a 58-7 point differential. LB Bart Scott posted 1.5 sacks of QB Ben Roethlisberger.

12/31 - The Ravens finished 13-3, earning the AFC North Division title and a bye week prior to the AFC Divisional Playoffs. The Ravens' No. 1-ranked defense was elite: first in points allowed (201, including just 64 [9.1 per game] in the final seven games – 26 teams allowed 300 or more points for the season); first in total defense (264.1 ypg); first in red zone (33.3% TDs allowed); fewest third downs converted (28.8%) and fewest first downs permitted (236); first in turnover margin (+17) and second in takeaways (40 to Chicago's 44); first in INTs (28, including five for TDs); and second in sacks (60 to San Diego's 61). The offense led the NFL in time of possession (32:49) and sack ratio (+43); the 17 sacks allowed was a franchise record and second in the NFL to Indy's 15.

2007

1/13 - In a Divisional Playoff game that provided great angst for Baltimore's loyal fans, the Ravens were on the wrong side of a 15-6 decision vs. Indianapolis. Not a single TD was scored in this kicking contest between Baltimore's Matt Stover and the Colts' Adam Vinatieri.

1/17 - Head coach Brian Billick signed a new four-year contract with the Ravens. Defensive coordinator Rex Ryan signed a new two-year deal with the team.

12/18 - T Jonathan Ogden was named to his 11th-straight Pro Bowl, along with LB Ray Lewis (ninth), S Ed Reed (fourth) and RB Willis McGahee (first).

12/31 - Prompted by a dismal 5-11 season in 2007, Ravens owner Steve Bisciotti, president Dick Cass and GM Ozzie Newsome held a press conference announcing the decision to relieve head coach Brian Billick and his staff of their coaching duties. Despite an injury report that would have paralyzed most teams, the Ravens never quit. In 2007, the number of games missed by starters was 77, up from just 24 in 2006. By the final gun, the Ravens had started three different QBs, including rookie Troy Smith. Baltimore had 12

RAVENS HISTORY

rookies and one first-year player on the roster, which (13) was the third-most in the NFL to close the year. Baltimore started six different rookies, tying four teams for second most in the NFL. Smith posted only one win versus the AFC North, a 27-21 nailbiter vs. Pittsburgh on 12/30.

2008

1/19 - Steve Bisciotti hired his first head coach – and just the third in Ravens history – John Harbaugh – former special teams/defensive backs coach for the Philadelphia Eagles under Andy Reid. Harbaugh's special teams ranked in the Top 10 of special teams rankings every year from 2000-06, including two first-place finishes. From 2000-06, no team had a higher overall ranking (attribution: *The Dallas Morning News*). Harbaugh was originally hired by Ray Rhodes in 1997 and was then retained by Reid.



John Harbaugh became the third head coach in franchise history in 2008.

1/23 - Cam Cameron, head coach of the Dolphins in 2007, was hired to be the Ravens' new offensive coordinator by head coach John Harbaugh.

1/28 - Rex Ryan was retained as the team's defensive coordinator and also named the Ravens' assistant head coach by John Harbaugh.

4/17 - QB Steve McNair retired from football after a 13-year NFL career.

6/12 - T Jonathan Ogden retired after a 12-year NFL career.

9/7 - John Harbaugh won his first game as an NFL head coach with a 17-10 victory over Cincinnati in Week 1 at M&T Bank Stadium. A pair of rookie players started the game on offense: QB Joe Flacco and RB Ray Rice.

9/14 - The Ravens' bye week was unexpectedly moved to Week 2 after Hurricane Ike ravaged Texas' Gulf Coast area and forced the postponement of Baltimore's game at Houston until Week 10. Due to this schedule change, Baltimore would play 18-consecutive games, including three in the playoffs, before the season concluded.

10/26 - Longtime Ravens T Jonathan Ogden was inducted into the Ravens' Symth Jewelers Ring of Honor during a win over Oakland just four months after his retirement from football.

12/20 - In the last NFL game to ever be played at the Cowboys'

historic Texas Stadium, the Ravens defeated Dallas, 33-24, with FB Le'Ron McClain recording the longest run in Texas Stadium history with a career-long 82-yard TD scamper.

12/28 - With a Wild Card playoff spot on the line, Baltimore closed out the regular season with a 9-2 record to earn a No. 6 seed in the postseason. The Ravens beat Jacksonville in the season finale, 27-7, to earn their fifth-ever postseason appearance. After starting the year 2-3, the Ravens rallied to end the regular season with an 11-5 record to earn second place in the AFC North and a Wild Card Playoff berth. The 11 regular season wins set an NFL record for the most by a rookie QB (Joe Flacco) and a first-year head coach (John Harbaugh) tandem. Including the playoffs, Harbaugh and Flacco ended 2008 with 13 wins, a new NFL rookie standard.

2009

1/4 - In the 27-9 Wild Card win at Miami, the Ravens' 4 INTs off Dolphins QB Chad Pennington (who threw only 7 during the regular season) tied for the most in team playoff history. S Ed Reed stole two from Pennington, returning the first pick 64 yards for a TD.

1/10 - The Ravens defeated the top-seeded Tennessee Titans at LP Field, 13-10, getting Joe Flacco his second playoff win – the most for a rookie QB in NFL history. A last-minute, 43-yard field goal by K Matt Stover gave Baltimore the win.

1/18 - In the AFC Championship, Baltimore suffered a narrow 23-14 loss to the Pittsburgh Steelers at Heinz Field in a hard-hitting defensive battle, ending the Ravens' playoff run. John Harbaugh solidified himself as one of 12 first-year head coaches in the Super Bowl era to lead his team to the conference championship game.

The Ravens finished the season No. 2 in the NFL with 19 players on IR, the most in team history. According to Rick Gosselin of *The Dallas Morning News*, Baltimore lost 64 games by starters.

Baltimore's defense concluded the 2008 season ranked No. 2 in the NFL. In addition to not allowing a 100-yard rusher for the second-straight season (an NFL-best 35 games dating back to 2006), it set three team records: opponent QB rating (60.6), rushing TDs allowed (4) and rushing first downs allowed (58). A league-high 9 INTs by S Ed Reed contributed to the team's NFL top-ranked status for INTs with 26.

1/21 - Rex Ryan, Baltimore's defensive coordinator from 2005-08 and a member of the coaching staff since 1999, was hired by the New York Jets as their head coach.

1/26 - Having served as LBs coach in 2008, Greg Mattison was named the Ravens' new defensive coordinator. Also, special teams coordinator Jerry Rosburg earned the title of assistant head coach.

2/8 - The Baltimore coaching staff led the AFC squad in the Pro Bowl. Five Ravens were voted into the All-Star game for the 2008 season, including ST Brendon Ayanbadejo (third), LB Ray Lewis (10th), FB Le'Ron McClain (first), S Ed Reed (fifth) and LB Terrell Suggs (third).

RAVENS HISTORY

2010

1/3 - To cap the 2009 regular season, the Ravens produced their sixth playoff team of the decade (2000-09), which ranked third best (tied with Pittsburgh) in the AFC behind Indianapolis (9) and New England (7).

With a 21-13 win at Oakland (1/3), John Harbaugh and Joe Flacco, who set the NFL record for most wins ever (13, including playoffs) by a rookie head coach starting a rookie QB in 2008, achieved the league mark for earning the playoffs in their first two seasons by such a tandem.

Harbaugh also became the 10th coach since 1990 to reach the playoffs in his first two seasons as a head coach, while Flacco became the fourth starting QB since the 1970 merger to reach the playoffs in his first two NFL seasons.

The Ravens' "D" finished third in the NFL in total yards (300.5) and third in points allowed (16.3). It was the seventh-straight season Baltimore's defense finished in the NFL's top six.

For the first time in team history, Baltimore had a 3,000-yard passer (Joe Flacco - 3,613), a 1,000-yard rusher (Ray Rice - 1,339) and a 1,000-yard receiver (Derrick Mason - 1,028) in the same season.

1/10 - In the Wild Card game at New England, Baltimore beat the Patriots, 33-14, serving the team its first home playoff defeat since 1978. Baltimore snapped New England's 11-game home playoff winning streak and halted QB Tom Brady's 23-game overall winning streak at home.

The Ravens forced QB Tom Brady into four turnovers (3 INTs and a fumble), finishing the game with a +2 ratio. Baltimore scored 20 points off its 4 turnovers on the day.

Baltimore scored 33 points against the Patriots, the second most in Ravens playoff history (34 vs. NYG in Super Bowl XXXV). Twenty-four of the Ravens' points came in the first quarter, tying for the second-most points in the opening quarter of any playoff game in NFL history.

Ray Rice ran for a playoff franchise-record 159 yards and 2 TDs on 22 carries (7.2 avg.), spurring the Ravens' 234-yard rushing output (most in team playoff history).

1/16 - Baltimore fell at Indianapolis in the Divisional game, 20-3. The Ravens held the Colts to 275 net yards (including just 42 rushing), but Baltimore's four turnovers proved too costly.

1/31 - The NFL held its annual Pro Bowl in South Florida, an honor five Ravens earned: LB Ray Lewis (11th), FB Le'Ron McClain (second), DT Haloti Ngata (first), S Ed Reed (sixth) and RB Ray Rice (first).

2011

1/2 - To finish the 2010 season, Baltimore tied Pittsburgh for the best record in the division at 12-4, but lost the AFC North on the division-record tiebreaker (5-1 to 4-2). Baltimore, Indianapolis (an NFL record nine in a row) and Philadelphia became the only teams to make the playoffs from 2008-10.

The 2010 campaign also marked the first time the Ravens ever earned the postseason three years in a row.



RB Ray Rice bolted for an 83-yard TD run on the first play from scrimmage in the Ravens' Wild Card win over New England during the 2009 playoffs.

This was the third year in a row – the best run in team history – that the Ravens finished third in the NFL in fewest points allowed (16.9 ppg). S Ed Reed missed the first six games of the season rehabbing a hip injury, and despite that, still led the NFL with 8 INTs and 183 INT return yards.

Joe Flacco became the third starting QB since the 1970 merger to make the playoffs in his first three seasons, joining Dan Marino and Bernie Kosar. Flacco set a Ravens' season mark with his 93.6 QB rating and established then-career highs with 3,622 yards and 25 TDs. RB Ray Rice posted 1,776 yards from scrimmage, third most in the NFL, while WR Derrick Mason became the third player in NFL annals to post 11 consecutive seasons with at least 60 catches (Jerry Rice and Tony Gonzalez).

1/9 - In the Wild Card game at Kansas City, the Ravens prevailed 30-7, becoming the only NFL team to win at least one playoff game in each of the last three seasons (2008-10). Harbaugh also became the first head coach in NFL history to win a playoff game in each of his first three seasons (2008-10).

In the victory, the Ravens set then-franchise playoff single-game records for the following offensive marks: total net yards (390), first downs (26) and passing yards (248). Baltimore's stingy defense allowed just 161.0 yards of total offense. The Chiefs recorded just 53 net passing yards, which set a Ravens' postseason record.

Flacco set Ravens playoff records (since broken) with 25 completions, 265 yards passing and 2 TDs (on 34 attempts), also producing a franchise postseason-record 115.4 QB rating. He earned his fourth-career playoff win and tied Dan Marino for the most combined victories (36) by a QB in his first three seasons.

1/15 - After holding a 21-7 halftime lead, the Ravens fell at Pittsburgh in the Divisional Playoff, 31-24. OLB Terrell Suggs (10) became the Ravens' career postseason sacks leader with his 3-sack performance, and Baltimore's 6 total sacks on the night also set a team playoff record.

1/19 - Becoming the team's fifth defensive coordinator, Chuck Pagano was promoted from secondary coach after Greg Mattison left to coach at the University of Michigan.

RAVENS HISTORY

1/30 - The Pro Bowl was played in Hawaii, with five Ravens earning 2010 All-Star honors: K Billy Cundiff (first), LB Ray Lewis (12th), DT Haloti Ngata (second), S Ed Reed (seventh) and OLB Terrell Suggs (fourth).

2/14 - Harbaugh and the Ravens agreed to a contract extension (with terms undisclosed).

3/4 - The NFL's Collective Bargaining Agreement between the clubs and NFL Players Association, which was signed in March of 2006, expired.

3/11 - The NFL Players Association decertified, declaring itself out of the business of representing players. In exchange for giving up rights under union labor law, the players were able to take their chances in court under antitrust law.

3/12 - NFL owners lock out the players – creating the NFL's first work stoppage since 1987.

7/25 - Following an offseason that contained no minicamps, OTAs or workout programs due to the lockout, the NFL Players Association and the league's owners reached an agreement in principle on their 10-year labor deal, creating a new CBA. After a 31-0 vote by the owners to approve the deal on July 21 (the Oakland Raiders abstained), the NFLPA would later ratify the CBA on Aug. 5.

9/11 - Marking the 10th Anniversary of the Sept. 11, 2001 terrorist attacks, the Ravens honored all military and those whose lives have been lost in the home opener against Pittsburgh. Baltimore prevailed, 35-7, in a contest that saw the Ravens force a franchise-record 7 takeaways.

11/20 - K Matt Stover, the franchise's all-time leading scorer, was inducted into the team's Ring of Honor during halftime of the Ravens' 31-24 win over Cincinnati.

12/24 - With a 20-14 win vs. Cleveland, the Ravens went undefeated at M&T Bank Stadium, matching the Packers and Saints as the only teams to go undefeated at home in 2011. Following the victory, John Harbaugh dedicated the "game ball" to the team's fans for their support during the undefeated home campaign, which marked a franchise first.



WR Torrey Smith's game-winning TD catch at Pittsburgh helped the Ravens go 12-4 in 2011 and sweep the AFC North for the first time in team history.

2012

1/1 - After a 24-16 victory at Cincinnati, the Ravens became the only NFL team to earn the playoffs the past four seasons (2008-11), also winning the AFC North by sweeping the division for the first time in franchise history.

The Ravens, producing a second-straight 12-4 campaign, went 6-0 against playoff teams during the regular season, matching Green Bay as the only clubs to go undefeated in division play and against other postseason qualifiers.

QB Joe Flacco, who started every game under head coach John Harbaugh, produced his 44th regular season win as a starter, marking the most ever by an NFL QB in his initial four seasons (2008-11).

The Ravens, who finished No. 3 in the league in fewest points permitted (16.6 ppg) for the fourth-straight year, tied an NFL record for consecutive seasons of being in the Top 3 for points allowed. Overall, Baltimore's "D" ranked third in both yards allowed (288.9 ypg) and sacks (48).

Despite playing eight games against defenses ranked in the NFL's Top 8, the Ravens were 12th in scoring (23.6 ppg), seventh in third-down offense (42.4%) and 10th in rushing (124.8 ypg). RB Ray Rice produced a career-high and NFL-best 2,068 yards from scrimmage, ranking second in the league in rushing. Rice also set a team mark with 15 total TDs and was second in the NFL among RBs with a team-high 76 catches (704 receiving yards). Flacco produced his third-consecutive 3,500-yard/20-TD season and was 13 yards shy of his then-career high with 3,610 passing yards (3,622). WR Torrey Smith was third among NFL rookies with 841 receiving yards (50 catches); his receptions and yards, plus 7 TDs, set new Ravens first-year standards.

1/15 - Baltimore earned a 20-13 Divisional Round victory over Houston at home, helping John Harbaugh become the first head coach in NFL history (since the 1970 merger) to win a playoff game in each of his first four seasons (2008-11). The Ravens forced 4 turnovers against the Texans, and for the first time in team history (regular season or playoffs), Baltimore did not commit a single penalty.

1/22 - The Ravens' Super Bowl hopes came to a devastating end in New England with a 23-20 loss in the AFC Championship game. It came down to Baltimore's final drive in the fourth quarter, when the Ravens had a chance to win or tie the game. But, a QB Joe Flacco-to-WR Lee Evans pass fell incomplete, and K Billy Cundiff's last-second 32-yard FG attempt sailed wide left, sealing the victory for New England.

1/27 - Dean Pees was named the Ravens' new defensive coordinator after Chuck Pagano left to become head coach of the Indianapolis Colts.

1/29 - Played in Hawaii to honor the NFL's 2011 Pro Bowlers, eight Ravens earned All-Star honors: LB Ray Lewis (13th), S Ed Reed (eighth), OLB Terrell Suggs (fifth), DT Haloti Ngata (third), FB Vonta Leach (second), RB Ray Rice (second), G Ben Grubbs (first) and G Marshal Yanda (first).

RAVENS HISTORY



OLB Terrell Suggs was named the 2011 AP NFL Defensive Player of the Year.

2/4 - OLB Terrell Suggs was named the 2011 *Associated Press* Defensive Player of the Year. It marked the fourth time in 12 seasons that a Raven has earned the prestigious honor: Suggs (2011), S Ed Reed (2004) and LB Ray Lewis (2003 & 2000). Additionally, C Matt Birk was named the 2011 NFL Walter Payton Man of the Year. The award recognizes a player's off-the-field community service as well as his playing excellence.

6/8 - The Ravens and Under Armour, whose global headquarters are located in downtown Baltimore, joined forces in a wide-ranging collaboration that features multiple community-focused initiatives. The 10-year agreement included naming rights for the team's practice facility in Owings Mills, which was renamed the Under Armour Performance Center.

9/6 - Art Modell, whose remarkable 43-year NFL career made him a regular finalist for the Pro Football Hall of Fame, died of natural causes at Johns Hopkins Hospital at the age of 87. As owner of both the Cleveland Browns (1961-1995) and the Baltimore Ravens (1996-2003), Modell directed teams that produced 28 winning seasons, 28 playoff games, two NFL Championships (1964 and 2000), three other appearances in NFL title contests (1965, '68 and '69), and four visits (1986, '87, '89 and 2000) to AFC championships.

9/27 - RB Jamal Lewis, the Ravens' all-time leading rusher, was inducted into the team's Ring of Honor during halftime of the Ravens' 23-16 win over Cleveland on Thursday night.

12/26 - For their 2012 season efforts, six Ravens earned Pro Bowl honors: S Ed Reed (ninth), DT Haloti Ngata (fourth), FB Vonta Leach (third), RB Ray Rice (third), G Marshal Yanda (second) and RS Jacoby Jones (first).

12/30 - The 2012 Ravens finished with a 10-6 record en route to earning their fifth-straight playoff berth and second-consecutive AFC North title. Under head coach John Harbaugh, Baltimore became the only NFL team to make the playoffs in each of the past five seasons (2008-12). The Ravens, who earned the playoffs in six of the past seven seasons, seized the franchise's fourth-ever division title with a 4-2 mark in AFC North play and an 8-4 conference record.

The Ravens set a then-single-season franchise record by scoring 398 points, averaging the NFL's 10th-most per game (24.9). Baltimore scored a team-record 254 points at home, producing the NFL's fourth-best home average of 31.8 ppg. Baltimore also surrendered just 16 give-aways, setting a franchise single-season record low.

The Ravens' special teams units were spectacular. In addition to posting a league-best (tied, Darius Reynaud) 3 kick return TDs (108- & 105-yard KORs and 63-yard PR), RS Jacoby Jones led the NFL in KOR average (30.7). Rookie K Justin Tucker made 30 of 33 FGAs (90.9%), producing the second-best success rate in Ravens single-season history and also the second-best mark by a rookie kicker in NFL history.

Harbaugh became just the third coach in NFL history (since 1970 merger) to guide his team to the postseason in each of his first five seasons (2008-12), joining Bill Cowher and Chuck Knox. "Harbs" also became the only head coach in NFL history to win a playoff game in each of his first four and five seasons.

2013

1/2 - LB Ray Lewis announced that he would retire at the end of the Ravens' playoff run, closing one of the greatest careers in NFL history. "I talked to my team today," Lewis said. "I talked to them about life in general. And everything that starts has an end. For me, today, I told my team that this will be my last ride."

1/6 - Before a sellout M&T Bank Stadium crowd that celebrated and saluted LB Ray Lewis in his final home game, the Ravens held the Colts without a touchdown, winning 24-9 in the 2012 Wild Card Playoff. Lewis, in his 17th and final season, finished with 13 tackles and 1 PD in his first game since tearing his triceps on Oct. 14.

1/12 - In what became the fourth-longest game in NFL history, the Ravens outlasted the Broncos, 38-35, in double overtime of the 2012 Divisional Playoff at Denver, producing a thrilling victory that will go down as one of the greatest wins in franchise history. Rookie K Justin Tucker's 47-yard field goal in the second overtime period sent Baltimore into the AFC Championship for the second-straight season. The



For the final time in his legendary career, LB Ray Lewis performed his famous intro dance at M&T Bank Stadium before the 2012 Wild Card win vs. the Colts.

RAVENS HISTORY

Ravens tied the contest at 35 with :31 remaining in regulation on a remarkable QB Joe Flacco-to-WR Jacoby Jones 70-yard TD bomb, spurring the incredible comeback.

1/20 - The Ravens earned a trip to their second Super Bowl in franchise history, defeating the No. 2-seeded Patriots, 28-13, in the AFC Championship at New England. The Ravens' defense shut out the NFL's No. 1-ranked and highest-scoring offense in the second half, and QB Joe Flacco threw 3 TDs in leading Baltimore to victory.

2/1 - In a ceremony held in New Orleans two days before Super Bowl XLVII, Jonathan Ogden, an 11-time Pro Bowler and the Ravens' first-ever draft pick (fourth overall in 1996), was announced as a 2013 Pro Football Hall of Fame inductee.

2/3 - For the first time in any of the four major pro sports, two head-coaching brothers (John and Jim Harbaugh) faced each other in a championship game. After taking an early 28-6 lead, the Baltimore Ravens needed a goal-line stand to clinch their second World Championship, defeating the San Francisco 49ers, 34-31, in Super Bowl XLVII in New Orleans, LA, at the Mercedes-Benz Superdome. The Ravens' "D" delivered the critical stand late in the fourth quarter, overcoming a furious second-half comeback and a 34-minute power outage.

With a 3-TD performance vs. the 49ers, QB Joe Flacco threw 11 TD passes in the postseason, tying the NFL single-postseason record shared by Joe Montana (1989) and Kurt Warner (2008). Flacco and Montana did not throw an INT during those respective postseasons. Flacco finished the game 22-of-33 for 287 yards to produce a 124.2 rating.

In 2012, Flacco also became the first starting QB in NFL history (since 1970 merger) to make the playoffs in each of his first five seasons. Also winning at least one playoff game in each of those postseasons, he compiled nine playoff victories, which tie (Tom Brady) for the most among QBs in the first five seasons of a career.

The Ravens produced one of the most electrifying postseasons in NFL history. Averaging 410.3 yards of offense (134.8 rush & 275.5 pass), Baltimore scored 31.0 points per game while



QB Joe Flacco was named Super Bowl XLVII MVP in the Ravens' 34-31 win.

allowing just 22.0. WR Anquan Boldin recorded 22 catches for 380 yards and 4 TDs, while WR Jacoby Jones posted a 29.4 receiving average (5 for 147), catching TDs of 70 and 56 yards. (Jones also had a 108-yard KOR-TD in the Super Bowl.)

The Ravens' defense registered 10 takeaways (6 INTs and 4 FRs), helping produce a +6 overall turnover differential during their playoff run. The unit also posted 9 sacks in four playoff games, including 4.5 by OLB Paul Kruger.

2/5 - Baltimore celebrated the Ravens' Super Bowl XLVII Championship, as thousands of fans lined the streets of Charm City and completely filled M&T Bank Stadium for a celebration. Fans also gathered at City Hall and cheered when the Ravens arrived to kick off the parade route with the franchise's second Lombardi Trophy.

6/5 - As guests of President Barack Obama, the Ravens visited The White House and were honored for winning Super Bowl XLVII. Said the President: "Now, I imagine there were times last year when these players were the only ones who knew that they'd make it here to show off this trophy. Because, during the year, they lost player after player to injury; they dropped four of their last five regular season games. In the playoffs, they trailed Denver by a touchdown with 70 yards and less than a minute to go. ... And then, in the Super Bowl, just when it looked like they had the momentum, the lights went out for a half hour. ... But these Ravens always pulled through."

8/3 - T Jonathan Ogden, an 11-time Pro Bowler and the Ravens' first-ever draft pick (fourth overall in 1996), was inducted into the Pro Football Hall of Fame during a ceremony in Canton, OH. Ogden was presented by Ravens GM and executive VP Ozzie Newsome. Stated Ogden: "[The Ravens were] a new team, and we were new to the city [in 1996]. We were all rookies together. I watched us grow, myself as a player and the fans as an NFL city from infancy to one of – if not the best – football towns in the National Football League, with undoubtedly the best and most passionate fans that I've ever seen, and I want to thank you guys for being that."



WR/RS Jacoby Jones posted a 108-yard KOR-TD to open the second half of Super Bowl XLVII. Jones also added a 56-yard TD catch during the game, helping set a Super Bowl single-game record for most combined yards (290).

RAVENS HISTORY



Ray Lewis (above) was inducted into the Ravens' Ring of Honor (detailed below) during the 2013 season following his incredible 17-year NFL career.

9/22 - LB Ray Lewis, the Ravens' all-time leading tackler and second-ever draft choice, was inducted into the team's Ring of Honor during halftime of the 30-9 win over Houston.

12/8 - In a remarkable and most-memorable contest that set NFL records for the most points scored (36) in the last 2:05 of a game and most lead changes (six) in a fourth quarter, the Ravens found a way to beat the Vikings, 29-26. In 121 seconds late in the game, 36 points were scored, including the winning TD by Baltimore with 4 seconds left. That score came when Joe Flacco, who led the game-winning, 5-play, 80-yard drive, hit rookie WR Marlon Brown with a 9-yard TD strike. This wild battle started with a near-blizzard snowfall that made it difficult for QBs to find receivers beyond the line of scrimmage.

12/27 - For their 2013 season production, four Ravens earned Pro Bowl honors: DT Haloti Ngata (fifth), OLB Terrell Suggs (sixth), K Justin Tucker (first) and G Marshal Yanda (third).

12/29 - For the first time since 2008 – the year the Ravens hired John Harbaugh – Baltimore did not make the playoffs, coming one game short with an 8-8 mark and placing third in the AFC North after falling 34-17 in the finale at Cincinnati. Tied 17-17 near the end of the third quarter of the game, Baltimore needed only that win to clinch a postseason berth.

2014

1/27 - Gary Kubiak was hired as the team's offensive coordinator following the departure of Jim Caldwell, who was named Detroit's new head coach.

5/21 - M&T Bank and the Ravens announced a 10-year, \$60 million extension of their partnership, which includes the continuation of naming rights to M&T Bank Stadium and an array of community-focused programs, including a new initiative focused on helping at-risk children in Baltimore.

10/12 - QB Joe Flacco became the fastest player in NFL history (since 1970 merger) to toss 5 TDs (16 minutes and 3 seconds into the game) in the 48-17 victory at Tampa Bay. The Ravens' offense gained 475 yards vs. the Bucs, with the 48 points scored marking the most in Ravens road game history.

10/19 - TE Todd Heap, the Ravens' all-time leader in receiving TDs (41), was inducted into the team's Ring of Honor during halftime of the 29-7 win over Atlanta.

12/23 - For their 2014 season production, four Ravens earned Pro Bowl honors: OLB Elvis Dumervil (fourth), RB Justin Forsett (first, originally voted a first alternate), LB C.J. Mosley (first, becoming the first Ravens rookie to earn the distinction) and G Marshal Yanda (fourth).

12/28 - Beating the Browns 20-10, the Ravens produced a 10-6 regular season record en route to earning their sixth playoff berth in seven seasons. The Ravens set single-season franchise records by scoring 409 points (including a team-best 206 on the road) and producing 5,838 yards of offense. QB Joe Flacco posted career bests in yards (3,986) and touchdown passes (27). Baltimore tallied the NFL's second-most sacks (49, tied with Philadelphia) and boasted the No. 2 red zone defense (42.6), also allowing the league's sixth-fewest points per game (18.9). P Sam Koch produced the NFL's No. 3 gross average (47.4) and No. 1 net average (43.3), setting the Ravens' single-season records for each.

2015

1/3 - Behind an offensive line that included two rookie starters (LT James Hurst and RG John Urschel), the Ravens won, 30-17, at the host Steelers in a Wild Card tilt, producing their NFL-best 10th playoff victory since 2008. Baltimore's defense was stout, holding Pittsburgh out of the end zone for three quarters and sacking QB Ben Roethlisberger five times. The win marked Baltimore's first-ever playoff triumph in the Steel City and gave the Ravens their 10th all-time postseason road victory, tying Green Bay (existing since 1919) for the most in pro football history.

1/10 - In a tense Divisional battle at New England, the Ravens' bid to play in their fourth AFC Championship game in seven seasons came to an abrupt end in Foxborough with a narrow 35-31 defeat to the Patriots. New England erased two 14-point Baltimore leads to win the contest, becoming the first team in NFL history to accomplish the feat.

1/20 - Marc Trestman was hired as the team's offensive coordinator following the departure of Gary Kubiak, who was named Denver's new head coach.

7/28 - Constellation and the Ravens announced an agreement to construct a 375-kilowatt (DC) solar generation project at the team's headquarters and training facility in Owings Mills...The roof-mounted solar power system expanded the current energy services relationship...Constellation owns and operates the solar power system, while the Ravens purchase the electricity generated by the solar panels from Constellation under a 20-year power purchase agreement...The solar power system went into full operation on May 26, 2016.

8/5 - The Ravens announced fan experience and gameday enhancements at M&T Bank Stadium, including a \$6.5 million investment in an expansive Wi-Fi system, a revolutionary 3-D video system called *freeD* that shows replays from every possible angle and new safety measures to ease entry into the stadium and ensure top-of-the-line security for everyone.

8/18-21 - Leading up to their second preseason game at Philadelphia, the Ravens traveled to the City of Brotherly

RAVENS HISTORY

Love for three days of practice at the NovaCare Center against the host Eagles.

9/13-10/26 - Starting with a season-opening loss at Denver, five of Baltimore's first seven games of the 2015 campaign were on the road, with the Ravens dropping close contests at the Broncos, at Oakland, at San Francisco and at Arizona... The last time an NFL team opened the season playing five of its first seven games on the road was in 2000...That team – 16 years prior – was the eventual Super Bowl XXXV-winning Ravens...Following the Sept. 13 game at Denver, the Ravens traveled to San Jose, CA, where they stayed and practiced for an entire week at San Jose State leading up to a Week 2 matchup with the Raiders in Oakland...Baltimore also held the Saturday pre-game walk-through at Stanford University's football stadium.



Legendary safety Ed Reed, who ranks first in NFL history with 1,590 INT return yards, was inducted into the Ravens Ring of Honor in 2015.

11/22 - S Ed Reed, the Ravens' all-time leader in interceptions (61) and NFL's all-time record-holder in INT return yards (1,590) was inducted into the team's Ring of Honor during halftime of the 16-13 win over St. Louis.

12/22 - For their 2015 season production, four Ravens earned Pro Bowl honors: LS Morgan Cox (first, who was selected in January as a "need" player), OLB Elvis Dumervil (fifth, who was added as an alternate in January), P Sam Koch (first) and G Marshal Yanda (fifth)...Each player represented the Ravens in Hawaii on Jan. 31, 2016.

2016

1/3 - The Ravens concluded their 5-11 season with a 24-16 defeat at Cincinnati...Baltimore played an NFL-record 14 games decided by 8 points or fewer (tied, 1994 NYG) and posted an NFL-high (tied, Chi.) seven games decided by 3 points or fewer (4-3 record)...Baltimore had 20 players on Injured Reserve (the NFL's second most), including eight starters, with 12 starters missing a combined 71 games... Additionally, the Ravens played four different starting QBs (Joe Flacco, Matt Schaub, Jimmy Clausen & Ryan Mallett) for the first time in franchise history.


1/16 - Ted Marchibroda (below right), former head coach of the Baltimore Colts and the first head coach in Baltimore Ravens history, passed away peacefully at his home in Virginia at the age of 84...Marchibroda spent 12 seasons as an NFL head coach, including time with the Baltimore Colts (1975-79), Indianapolis Colts (1992-95) and Baltimore Ravens (1996-98)...Stated Ravens GM Ozzie Newsome: "Ted is a founding father of the Ravens. He was a tremendous competitor and a tough man with a gentle soul. In a way, he set the Ravens' path. He wanted players who owned what he called 'a football temperament.' Those are players who love all aspects of the game – the mental part, lifting weights, practice and the physicality. That eventually became what we now call 'Playing Like a Raven.' Ted taught me more about football. He was classy in every way."

3/18 - CB Tray Walker, a 2015 fourth-round draft selection, passed away following a serious motorbike accident in Southeast Florida...Walker was involved in the accident on March 17...On March 26, approximately 45 members of the Ravens organization – teammates, coaches and front office staff – joined Walker's family and friends at the 93rd Street Community Baptist Church to celebrate his life.

Said head coach John Harbaugh: "Tray was a young man with a good and kind heart. He was humble and loved everything about being part of the Ravens' team. He loved his teammates, the practice and the preparation, and that showed every day. He was coachable, did his most to improve and worked to become the best. I'll never forget that smile."

5/10 - For the first time since 2002, the Ravens returned to natural grass on the playing field of M&T Bank Stadium... Baltimore grounds crews removed the artificial Shaw Sports Turf in February and began laying sod in the stadium in early May.

"To me, [playing on grass is] Baltimore," John Harbaugh stated. "It epitomizes what Baltimore is all about, the history of football in Baltimore. A Baltimore football team should be playing on a grass field, ultimately. It's a recognition of that. I like the grass. I think it's the AFC North, it's the Baltimore Ravens – it just seems right."



Ted Marchibroda, former head coach of the Baltimore Colts and the first head coach in Baltimore Ravens history, passed away at 84 on Jan. 16, 2016.

RAVENS HISTORY

9/17 - At the age of 65, Clarence Brooks, the Ravens' longest-tenured assistant coach, passed away at a hospital in Weston, Fla., following a battle with esophageal and stomach cancer...The beloved Brooks – referred to by most as “C.B.” – originally joined the organization in 2005 and served 11 seasons as defensive line coach...The following day (9/18), Baltimore played at Cleveland and rallied from 20 points down to beat the Browns, 25-20.

11/6 - With the Ravens' 21-14 victory over the Pittsburgh Steelers, head coach John Harbaugh (81) surpassed Brian Billick (80) for the most regular season wins by a head coach in team history.

11/10 - Baltimore debuted an all-purple uniform as part of the NFL's “Color Rush” game for the Week 10 matchup against the Cleveland Browns...The Ravens won, 28-7, in a game that was played on Thursday Night Football at M&T Bank Stadium...Unlike the purple jerseys the Ravens typically wear, the Color Rush uniforms displayed gold numbers and stripes on the pants.



WR Steve Smith Sr. seen above in the Ravens' all-purple “Color Rush” uniforms for the 11/10/16 game vs. Cleveland, which the Ravens won, 28-7.

11/20 - With 93,056 fans watching at Dallas' AT&T Stadium, the Ravens played in front of the largest crowd in their franchise's history...The Cowboys emerged victorious, however, 27-17.

12/20 - For their 2016 season production, seven Ravens earned Pro Bowl honors: LS Morgan Cox (second, who was selected in January as a “need” player), FB Kyle Juszczyk (first), LB C.J. Mosley (second), K Justin Tucker (second), S Eric Weddle (fourth, who was added as an alternate in January), G Marshal Yanda (sixth) and C Jeremy Zuttah (first, who was added as an alternate in January)...These players represented the Ravens in Orlando on Jan. 29, 2017.

2017

1/1 - For the 12th time in the past 14 seasons, the Ravens boasted a Top 10 defense and became one of three teams

– Den. & Sea. – to finish ranked in the NFL's Top 10 in each of the past three years (2014-16)...The Ravens' defense ranked seventh overall (322.1 ypg) after the team played its final game of the season at Cincinnati (27-10 defeat) on New Year's Day.

Additionally, WR Steve Smith Sr. played in the final game of his storied 16-year NFL career, capping one of the greatest runs by a receiver in league history...Smith Sr. finished with the seventh-most receiving yards (14,731) in NFL history and with 1,031 receptions (12th in league annals).

Producing arguably the best season ever by a kicker, All-Pro K Justin Tucker connected on 38 of 39 FGAs (lone miss was a block), posting the fifth-best percentage in NFL single-season history...In addition to making 35-straight FGs at one point (tied for the fifth-best streak ever), Tucker's 38 FGs ranked No. 1 in the league, while an NFL single-season record 24 of his 38 FGs came from 40 yards or beyond.

1/13 - David Modell, the son of Art, passed away after battling cancer for almost two years. Modell, 55, served as president of the Ravens from the team's beginning in 1996 through the Super Bowl XXXV championship in 2000 and continued in that capacity until 2004. From the selection of the team name and colors, to the move to M&T Bank Stadium in 1998, to the hiring of Brian Billick, David coordinated the efforts as team president. His fingerprints are still present on many of what have become Ravens favorites and traditions.

1/31 - The Ravens announced a three-year, approximately \$120 million self-funded investment that will enhance the fan experience at M&T Bank Stadium...Improvements include new 4K ultra-high definition video displays, escalators and elevators to the upper deck, a new sound system, upgraded kitchen facilities and club level enhancements...In January, the Ravens also launched a \$45 million construction project to upgrade their Owings Mills training facility (the Under Armour Performance Center).



In January of 2017, the Ravens announced a three-year, \$120 million self-funded investment that will enhance the fan experience at M&T Bank Stadium, including the addition of new 4K ultra-high definition video displays.

RAVENS HISTORY

JULY/AUG. - Due to renovations and construction at the Under Armour Performance Center, for just the second time in team history, the Ravens did not have fans attend training camp...The other occurrence came in 2011 following the NFL lockout...However, Baltimore still held three free and open stadium practices for fans to attend in 2017 (two at M&T Bank Stadium and one at Navy-Marine Corps Memorial Stadium in Annapolis).

9/23 - The Ravens, playing in their first-ever international game, lost, 44-7, to the Jaguars in front of 84,592 fans at London's Wembley Stadium...It marked the third-largest crowd to ever watch a Ravens' game.

10/26 - In front of a national audience on Thursday Night Football, the Ravens notched the franchise's 200th victory (regular season & playoffs combined) with a dominating 40-0 performance vs. Miami at M&T Bank Stadium.

11/19 - Baltimore posted its third shutout of the season and first-ever win at historic Lambeau Field by defeating the Packers, 23-0...The Ravens became the first team to register three shutouts in a single season since the 2003 Patriots and recorded their 13th overall in franchise history (most in the NFL since their 1996 inception).

12/19 - For their 2017 season production, three Ravens earned Pro Bowl honors: LB C.J. Mosley (third), OLB Terrell Suggs (seventh) and S Eric Weddle (fifth)...These players represented the Ravens in Orlando on Jan. 28, 2018.

12/31 - Winning six of its last nine games, Baltimore finished second in the AFC North with a 9-7 record in 2017, falling one game short of earning a playoff berth (lost on tiebreaker) for the seventh time in John Harbaugh's 10-year tenure.

All the Ravens needed to make the 2017 playoffs was a home win over Cincinnati in Week 17 (Dec. 31)...However, Baltimore's hopes were dashed when the Bengals produced a 49-yard touchdown pass on fourth-and-12 with just 44 seconds remaining to earn a hard-fought, 31-27 victory that closed out the Ravens' season in heartbreaking fashion.

The Ravens produced NFL bests in INTs (22), takeaways (34) and shutouts (3 – the most in a season since the 2003 Patriots)...Baltimore's +17 turnover differential ranked No. 1 in the NFL, while its defensive passer rating (72.4) and 5 defensive TDs (tied with Det. & Phi.) were each second best.

Over the season's last nine games, Baltimore scored the NFL's second-most points per contest (29.4)...During this span, the Ravens also ranked No. 1 in fewest giveaways (5) and No. 2 in sacks allowed (10).

Football Outsiders tabbed Baltimore's special teams as the NFL's No. 1 overall unit in 2017...The Ravens' ranking is the NFL's eighth highest in a season since 1986...In the annual ST report from senior writer Rick Gosselin, Baltimore finished No. 4 and has ranked in the Top 5 for six-straight seasons.

2018

1/9 - Don "Wink" Martindale was hired as the Ravens' new defensive coordinator following the retirement of Dean Pees.

1/21 - Ravens TE Benjamin Watson, Panthers TE Greg Olsen and Texans DE J.J. Watt were named the three finalists for the prestigious 2017 Walter Payton NFL Man of the Year Award. (Watt was eventually named the winner on Feb. 3.)

2/3 - In a ceremony held in Minneapolis the night before Super Bowl LII, Ray Lewis, a 13-time Pro Bowler and the Ravens' second-ever draft pick (26th overall in 1996), was announced as a 2018 Pro Football Hall of Fame inductee.

2/13 - It was announced that the Ravens and Bears would play on Aug. 2 in the annual Hall of Fame Game to kick off the 2018 Pro Football Hall of Fame Enshrinement Week in Canton, OH.



The night before Super Bowl LII, it was announced that LB Ray Lewis would be inducted into the Pro Football Hall of Fame Class of 2018. In the picture above, Lewis is fitted for his HOF gold jacket.

5/17 - The Ravens introduced their new Flock Friendly Fare, dramatically reducing pricing on gameday concessions to further enhance the fan experience at M&T Bank Stadium.

In total, 21 of the most popular menu items were reduced, creating up to 53 percent savings on a single item and a 33 percent average price reduction.

"We constantly ask our fans for feedback, and the price of concessions has regularly been discussed," Ravens president Dick Cass stated. "We listened, and we have made adjustments. This price reduction, along with the \$120 million we've invested in stadium enhancements over the last three years, will make our gameday experience better."

Of all the items receiving reductions, 12 included food options, while nine beverage items reduced in cost. The menu also included a \$5 domestic beer (12 ounces) option for the first time ever.

7/12 - The Ravens announced an enhanced ticketing process, providing fans a simple, smart and secure way to enter games at M&T Bank Stadium...Beginning in 2018, traditional paper tickets were no longer used. Instead, the following two options were implemented:

Ravens season ticket holders received a PSL Owner Season Ticket card – much like a credit card – to enter the stadium. Or, fans could now access tickets via their smartphone by using the Ravens Mobile App.

RAVENS HISTORY

8/2 - For the first time in team history, the Ravens played in the annual Pro Football Hall of Fame game in Canton, OH... Baltimore bested the Bears, 17-16, just two nights prior to LB Ray Lewis' Hall of Fame induction.

8/4 - LB Ray Lewis, a 13-time Pro Bowler and the Ravens' second-ever draft pick (26th overall in 1996), was inducted into the Pro Football Hall of Fame during a ceremony in Canton, OH. Lewis was presented by his daughter, Diaymon. Stated Ravens longtime GM/EVP Ozzie Newsome, who drafted Lewis in 1996: "For 17 years, we could point to No. 52 and tell the other players: 'Follow his lead. Practice like Ray practices. Prepare like Ray prepares. Be a great teammate like him.' It was our privilege to have him as a Raven. We are all better for having him here. His play on gamedays speaks for itself. Even in that small group who have the honor of being a Hall of Famer, Ray stands out. When you talk about the great players of all time, no matter position, he is among the greatest of the great."

8/6-9 - Prior to their second preseason game vs. the Rams, Baltimore hosted Los Angeles for several joint practices at the Under Armour Performance Center.

8/17-20 - Leading up to their third preseason game at Indy, the Ravens traveled to the Hoosier State for three days of practice at Grand Park Sports Campus in Westfield, IN.

10/14 - The Ravens dominated the Titans in a 21-0 shutout at Nissan Stadium... Baltimore's "D," under first-year coordinator Don Martindale, set a team record with 11 sacks – 3 by OLB Za'Darius Smith and 2 from LB Patrick Onwuasor... Tennessee produced just 106 total yards, marking the second fewest ever allowed by a Ravens' defense (this figure included 51 net passing yards, which set a new single-game Baltimore record)... Baltimore also became the first team since the 1934 Lions to not allow a TD after halftime in each of its first six games of a season.



Baltimore produced a franchise-record 11 sacks during a 21-0 shutout of the Titans in Tennessee (Oct. 14).

11/18 - In a 24-21 home win over Cincinnati, Baltimore produced the fifth-most rushing yards (265, tied) in franchise history... Rookies QB Lamar Jackson (117) and RB Gus Edwards (115) each rushed for over 100 yards, marking the first time in NFL history that a team had a rookie QB & RB

each surpass 100 rushing yards in a game (Jackson's 117 also stand as the most in league history by a QB in his starting debut)... Filling in for injured QB Joe Flacco (hip), Jackson completed 13 of 19 passes for 150 yards, 0 TDs and 1 INT.

11/25 - John Harbaugh notched his 100th regular season win as head coach of the Ravens in a 34-17 victory over Oakland at M&T Bank Stadium.

12/18 - The NFL announced that three Ravens were voted to the Pro Bowl for their outstanding performances during the 2018 season: LB C.J. Mosley (fourth), S Eric Weddle (sixth) and G Marshal Yanda (seventh)... DT Brandon Williams was later added to the squad on Jan. 15 after originally being selected as an alternate.

12/30 - Winning six of its last seven games – all with QB Lamar Jackson as the starter – Baltimore (10-6) captured its first AFC North Division title since 2012 (and fifth ever) by beating Cleveland, 26-24, at M&T Bank stadium... The Ravens earned a playoff berth for the seventh time during head coach John Harbaugh's 11-year tenure, returning to the postseason for the first time since 2014.

In 2018, the Ravens produced the NFL's No. 1 defense, allowing 292.9 yards per game... Baltimore permitted the league's second-fewest points per game (17.9), behind Chicago's 17.7... The Ravens ranked No. 1 in total defense for the second time (2006) in team history and produced a Top 10 defense for the eighth time during Harbaugh's 11 seasons.

Boasting the NFL's No. 2 rushing attack (152.6 ypg), the Ravens racked up the second-most rushing yards (2,441) in franchise history... Baltimore also produced a franchise-record 5,999 total yards... Over the team's final seven games (with Jackson as starter), the Ravens piled up an NFL-high 1,607 rushing yards (229.6 ypg), with Seattle (1,190) rushing for the next-highest total.

Baltimore was one of two teams (Pittsburgh) to rank in the NFL's Top 10 in both total defense (first) and total offense (ninth)... Prior to 2018, this feat had never been accomplished by a Ravens team.

2019

1/6 - Baltimore fell at home in the Wild Card round, 23-17, to the Los Angeles Chargers... LAC then lost at eventual Super Bowl Champion New England in the Divisional round... Lamar Jackson (21) became the youngest QB to ever start an NFL postseason game.

1/1 - Greg Roman was promoted to be the team's offensive coordinator, succeeding Marty Mornhinweg.

2/2 - In a ceremony held in Atlanta the night before Super Bowl LIII, Ed Reed, a nine-time Pro Bowler and the Ravens' all-time leader in INTs (61), was announced as a 2019 Pro Football Hall of Fame inductee.

3/15 - Eleven-year special teams coordinator/associate head coach Jerry Rosburg announced his retirement... Chris Horton was named Baltimore's new special teams coach.

HALL OF FAME JONATHAN OGDEN



75 JONATHAN OGDEN

TACKLE HT: 6-9 WT: 345

COLLEGE: UCLA
EXP. (NFL/RAVENS): 12/12
DRAFTED: 1996, Fourth Overall: Ravens First-Ever Draft Choice

BORN: 7/31/74, WASHINGTON, D.C.
GP/GS (PLAYOFFS): 177/176 (8/8)

HALL OF FAME: 2013
PRO BOWLS: 11



CAREER SNAPSHOT

Jonathan Ogden, an 11-time Pro Bowler and the Ravens' first-ever draft choice (fourth overall in 1996), ranks fifth in all-time games played by a Raven (177) and is third in games started (176). Only four offensive linemen in NFL history (Bruce Matthews - 14, Randall McDaniel - 12, Jim Otto - 12 and Will Shields - 12) have earned more Pro Bowl honors.

- Pro Football Hall of Fame (2013)
- Baltimore's first-ever draft pick (fourth overall) in 1996 NFL Draft
- 11-time Pro Bowler (1997-2007, 11-consecutive seasons)
- 10-time All-Pro honoree (1996-2004, 2006)
- Super Bowl XXXV Champion (2000)
- Helped RB Jamal Lewis set a franchise record with 2,066 rushing yards in 2003, the third-most single-season rushing yards in NFL history. It included the second-highest single-game rushing total in NFL history (295 yards) against Cleveland (9/14/03).
- Ranks fifth in all-time games played by a Raven (177) and is third in games started (176), entering 2019.
- Anchored an offensive line that allowed a franchise-low 17 sacks in 2006, the second-fewest (Ind. -15) in the NFL that season.

YEAR-BY-YEAR GLANCE

2007: Named to his 11th-consecutive Pro Bowl, playing in 11 games (10 starts)...Missed five games due to a toe injury suffered in 2006... Helped protect Ravens QBs, allowing them to complete a then-franchise-record 341 passes (61.2%) for 3,308 yards and helped allow the Ravens to rush for 1,797 yards and 11 TDs.

2006: Named to his 10th-consecutive Pro Bowl as a starter...Earned *Sports Illustrated* All-Pro, *AP* second-team All-Pro and *NFL.com* All-Pro honors...Started 14 games, missing the final two with a toe injury in 2006...Anchored a line that allowed a franchise-record-low 17 sacks, the second-fewest (Ind. - 15) in the NFL, and helped Ravens QBs post the fourth-highest completion percentage (62.6%) in franchise history...Also helped the Ravens rush for 1,637 yards and 11 TDs.

2005: Named to his ninth-consecutive Pro Bowl...Started all 16 games at LT and helped protect Ravens QBs, allowing them to complete 59.6% of their passes...Also helped the Ravens rush for 1,605 yards, averaging 3.6 yards per carry.

2004: Voted to his eighth-consecutive Pro Bowl and was also named first-team All-Pro by *Football Digest*, second-team All-Pro by the

AP, and All-Conference by the Pro Football Writers Association... Helped the Ravens rush for 2,063 yards...Along with the rest of the O-line, helped RB Jamal Lewis (who missed four games) eclipse the 1,000-yard rushing mark...Started 12 games...Missed the first game of the season at Cleveland and three others in midseason (at Phi., vs. Cle., at NYJ), with a hamstring injury.

2003: Earned his seventh-consecutive Pro Bowl...Also earned *AP* first-team All-Pro for the fourth time, *Sports Illustrated* All-Pro, *Pro Football Weekly* All-AFC, All-NFL, *Football Digest* first-team All-Pro and *The Sporting News* All-Pro honors...Started all 16 regular season games and one postseason contest and helped RB Jamal Lewis set a franchise record with 2,066 rushing yards, the third-most single-season rushing yards in NFL history (Eric Dickerson - 2,105 in 1984 and Adrian Peterson - 2,097 in 2012).

2002: Named to his sixth-consecutive Pro Bowl and garnered NFL Alumni Offensive Lineman of the Year honors...One of only three Ravens offensive players (TE Todd Heap and G Bennie Anderson) to start all 16 games.

2001: Was selected to start in his fifth-consecutive Pro Bowl and earned second-team All-Pro honors, when he started all 16 games.

2000: First-team *AP* All-Pro...Pro Bowl starter for the fourth-straight season...Also earned first-team All-Pro from *Sports Illustrated*, *The Sporting News*, *Football Digest*, *USA Today* and *Pro Football Weekly*...Started 15 games in the regular season and four playoff games, en route to the Ravens' Super Bowl XXXV Championship.

1999: Started every game at LT, earning his third-consecutive Pro Bowl start...Also named second-team All-Pro by *AP* and earned *Football Digest* first-team All-Pro and *Pro Football Weekly* All-AFC accolades.

1998: Pro Bowl starter for second-consecutive season...*AP* second-team All-Pro...Missed the final three games with an ankle injury.

1997: Selected to start in his first-career Pro Bowl at LT...Earned All-Pro honors from *Sports Illustrated*, *The Sporting News*, *Pro Football Weekly*, *College & Pro Football Weekly* and *Football Digest*...Started 16 games at LT.

1996: Capped tremendous rookie season with All-Pro selections by *Sports Illustrated* and *The Dallas Morning News* while playing his only season at LG...Consensus All-Rookie choice...Named to *USA Today's* All-Rookie team...Permitted 1 sack all season and 3 penalties (1 of those on special teams)...Started all 16 games.

HALL OF FAMER RAY LEWIS



52 RAY LEWIS

LINEBACKER

HT: 6-1

WT: 245



COLLEGE: MIAMI (FL)

EXP. (NFL/RAVENS): 17/17

DRAFTED: 1996, 26th Overall: Ravens Second-Ever Draft Choice

BORN: 5/15/75, LAKELAND, FL

GP/GS (PLAYOFFS): 228/227 (21/21)

HALL OF FAME: 2018

PRO BOWLS: 13

CAREER SNAPSHOT

Ray Lewis, a 2018 Pro Football Hall of Fame inductee and 13-time Pro Bowler, was the Ravens' second-ever draft choice (26th overall in 1996). Lewis helped guide the Ravens to two Super Bowl titles during his career, capturing the Lombardi Trophy in 2000 and 2012.

Following the 2012 campaign, Lewis, who will be forever known as the greatest linebacker of his generation and one of the best defensive players in NFL history, retired after 17 seasons. Here is a brief look at his storied pro career:

- In 2000, Lewis led a defense that established a 16-game single-season record for fewest points (165) and fewest rushing yards allowed (970), recorded four shutouts (one shy of the post-1970 merger record), and finished first league-wide in six key defensive categories.
- Was the second player in NFL history to win both NFL Defensive Player of the Year and Super Bowl MVP awards (2000)...DT Harvey Martin of Dallas won Defensive Player of the Year in 1977 and was co-MVP of Super Bowl XXII with DT Randy White.
- Is the only player in NFL history with at least 40 career sacks and 30 career INTs (41.5 sacks and 31 INTs).
- Posted a franchise-record 2,643 career tackles, including a single-season team-best 225 stops in 2003.
- Led the Ravens in tackles in 14 of his 17 seasons, registering at least 150 stops 11 times.
- Returned 3 of his 31 INTs for TDs.
- Had a team-record and career-high 25 tackles at NYG (9/14/97).
- Posted seven career 20-tackle games.
- Is second only to Jack Ham (53) in take-aways by a LB in NFL history with 50 total (31 INTs and 19 FRs).

PERENNIAL PRO BOWLER

LB Ray Lewis was invited to 13 Pro Bowls during his career, tying Hall of Famer Reggie White for the most by a defender in NFL history. Lewis played in 12 Pro Bowls, missing the 2006 Hawaiian classic due to a hand injury. Here are the defenders who have earned the most Pro Bowls during their careers.

MOST PRO BOWL INVITATIONS / DEFENSIVE PLAYERS (NFL History)

| Rk. | Player | Pro Bowl Invites |
|-----|-----------------|------------------|
| 1. | LB Ray Lewis | 13 |
| | DL Reggie White | 13 |
| 2. | CB Champ Bailey | 12 |
| | LB Junior Seau | 12 |

CAREER HONORS

- Pro Football Hall of Fame (2018)
- Invited to 13 Pro Bowls (1997-2001, 2003-04 and 2006-11)...Did not play in 2006 game due to a hand injury
- Two-time NFL Defensive Player of the Year (2000 & 2003) – one of eight players in NFL history to win multiple times (Lawrence Taylor & J.J. Watt – three; Aaron Donald, Joe Greene, Mike Singletary, Bruce Smith and Reggie White – two)
- Seven-time AP first-team All-Pro (1999-2001, 2003-04, 2008-09)
- Three-time AP second-team All-Pro (1997-98, 2010)
- Super Bowl XXXV MVP (2000)
- Named to the NFL All-Decade (2000s) team, chosen every 10 years by the Pro Football Hall of Fame Selection Committee
- AFC Defensive Player of the Week (Week 3, 2011; Week 10, 2008; Week 1, 2006; Week 17, 2003; Week 4, 2002; Week 15, 2001; Week 9, 1997; Week 1, 1996)
- AFC Defensive Player of the Month (November, 2003)
- *College & Pro Football Weekly* first-team All-Pro (1997, 2000-01)
- *College & Pro Football Weekly* second-team All-Pro (1999, 2004)
- *Football Digest* Defensive Player of the Year (2003)
- *Football Digest* All-Pro (1999, 2000-01, 2003)
- *Football Digest* second-team All-Pro (2004)
- *Football Digest* second-team All-NFL (1997)
- *Football News* All-Pro (2000-01)
- KC 101 Defensive Player of the Year (2000-01, 2003)
- NFL Alumni Linebacker of the Year (1999, 2003)
- PFW/PFWA first-team All-NFL (2000, 2003, 2008)
- PFW/PFWA first-team All-AFC (1999, 2000, 2003, 2008)
- PFW/PFWA and *Football Digest* Defensive MVP (2003)
- *Pro Football Weekly* All-Pro (1999-2001 and 2003-04)
- *Pro Football Weekly* Defensive Player of the Week (1997)
- *USA Today* first-team All-Pro (1998-2000)
- *USA Today* All-Rookie Team (1996)
- *Sporting News* All-Pro (1998-2001, 2003-04)
- *Sports Illustrated* All-Pro (1997-2001, 2003-04, 2009-10)
- John Mackey Award (1997), AFC's best LB, as voted by peers
- NFLPA Linebacker of the Year (1997)
- Walter Payton Man of the Year Finalist (2003)
- NFL's Most Dominant Player, voted by league coaches through CBS Sports (2003)

HALL OF FAMER RAY LEWIS

REGULAR SEASON

| Year | Team | GP | GS | TACKLES | | | SACKS | | INTERCEPTIONS | | | | | FUMBLES | | |
|---------------|-----------|------------|------------|--------------|--------------|------------|-------------|--------------|---------------|------------|-----------|----------|------------|-----------|-----------|----------|
| | | | | TT | Solo | Asst. | No. | Yards | No. | Yards | LG | TD | PD | FF | FR | Yards |
| 1996 | Baltimore | 14 | 13 | *142 | *104 | 38 | 2.5 | 8.5 | 1 | 0 | 0 | 0 | 6 | 0 | 0 | 0 |
| 1997 | Baltimore | 16 | 16 | **210 | **163 | 47 | 4.0 | 27.0 | 1 | 18 | 18 | 0 | 9 | 1 | 1 | 0 |
| 1998 | Baltimore | 14 | 14 | *154 | *119 | 35 | 3.0 | 14.0 | 2 | 25 | 26 | 0 | 10 | 1 | 0 | 0 |
| 1999 | Baltimore | 16 | 16 | **198 | **131 | 67 | 3.5 | 20.5 | 3 | 97 | 60 | 0 | 8 | 1 | 0 | 0 |
| 2000 | Baltimore | 16 | 16 | *187 | *120 | 67 | 3.0 | 33.0 | 2 | 1 | 1 | 0 | 7 | 0 | 3 | 0 |
| 2001 | Baltimore | 16 | 16 | **196 | **130 | 66 | 3.5 | 26.0 | 3 | 115 | 64 | 0 | 10 | 1 | 1 | 0 |
| 2002 | Baltimore | 5 | 5 | 85 | 57 | 28 | 0.0 | 0.0 | 2 | 4 | 4 | 0 | 2 | 1 | 1 | 0 |
| 2003 | Baltimore | 16 | 16 | ##225 | **160 | 65 | 1.5 | 11.0 | 6 | 99 | 37 | 1 | 13 | 2 | 2 | 1 |
| 2004 | Baltimore | 15 | 15 | **200 | **122 | 78 | 1.0 | 9.0 | 0 | 0 | 0 | 0 | 3 | 1 | 2 | 0 |
| 2005 | Baltimore | 6 | 6 | 77 | 47 | 30 | 1.0 | 1.0 | 1 | 0 | 0 | 0 | 3 | 0 | 1 | 0 |
| 2006 | Baltimore | 14 | 14 | *164 | *106 | 58 | 5.0 | 36.5 | 2 | 27 | 27 | 0 | 9 | 1 | 1 | 0 |
| 2007 | Baltimore | 14 | 14 | *184 | *108 | 76 | 2.0 | 7.0 | 2 | 35 | 35t | 1 | 10 | 2 | 1 | 0 |
| 2008 | Baltimore | 16 | 16 | *160 | *84 | 76 | 3.5 | 32.5 | 3 | 43 | 29 | 0 | 12 | 1 | 2 | 0 |
| 2009 | Baltimore | 16 | 16 | *164 | *100 | 64 | 3.0 | 16.0 | 0 | 9 | 9 | 0 | 6 | 3 | 1 | 0 |
| 2010 | Baltimore | 16 | 16 | *145 | *103 | 42 | 2.0 | 8.0 | 2 | 26 | 24t | 1 | 4 | 2 | 3 | 0 |
| 2011 | Baltimore | 12 | 12 | *95 | *72 | 23 | 2.0 | 16.0 | 1 | 4 | 4 | 0 | 7 | 2 | 0 | 0 |
| 2012 | Baltimore | 6 | 6 | 57 | 44 | 13 | 1.0 | 0.0 | 0 | 0 | 0 | 0 | 1 | 1 | 1 | 0 |
| Totals | | 228 | 227 | 2,643 | 1,770 | 873 | 41.5 | 266.0 | 31 | 503 | 64 | 3 | 120 | 20 | 20 | 1 |

*LED TEAM; **LED TEAM AND NFL
#FRANCHISE SINGLE-SEASON RECORD

CAREER SINGLE-GAME HIGHS [REGULAR SEASON]

| | |
|---|--|
| Total Tackles: 25 (9/14/97 at NYG) | Solo Tackles: 18 (9/14/97 at NYG) |
| Sacks: 2 (11/26/00 vs. Cle.) | INTs: 2 3 times (last: 11/9/08 at Hou.) |
| Forced Fumbles: 1 20 times (last: 9/16/12 at Phi.) | Fumble Recoveries: 2 (12/28/08 vs. Jax.) |
| Passes Defensed: 3 6 times (last: 10/14/07 vs. STL) | |



PLAYOFFS

| Year | Team | GP | GS | TACKLES | | | SACKS | | INTERCEPTIONS | | | | | FUMBLES | | |
|---------------|-----------|-----------|-----------|------------|------------|-----------|------------|-------------|---------------|-----------|------------|----------|-----------|----------|----------|----------|
| | | | | TT | Solo | Asst. | No. | Yards | No. | Yards | LG | TD | PD | FF | FR | Yards |
| 2000 | Baltimore | 4 | 4 | 44 | 28 | 16 | 0.0 | 0.0 | 2 | 54 | 50t | 1 | 7 | 0 | 1 | 0 |
| 2001 | Baltimore | 2 | 2 | 17 | 10 | 7 | 0.0 | 0.0 | 0 | 0 | 0 | 0 | 0 | 2 | 0 | 0 |
| 2003 | Baltimore | 1 | 1 | 18 | 12 | 6 | 0.0 | 0.0 | 0 | 0 | 0 | 0 | 0 | 0 | 0 | 0 |
| 2006 | Baltimore | 1 | 1 | 23 | 13 | 10 | 0.0 | 0.0 | 0 | 0 | 0 | 0 | 3 | 0 | 0 | 0 |
| 2008 | Baltimore | 3 | 3 | 29 | 23 | 6 | 0.0 | 0.0 | 0 | 0 | 0 | 0 | 1 | 2 | 0 | 0 |
| 2009 | Baltimore | 2 | 2 | 21 | 10 | 11 | 1.0 | 7.0 | 0 | 0 | 0 | 0 | 1 | 0 | 0 | 0 |
| 2010 | Baltimore | 2 | 2 | 13 | 9 | 4 | 1.0 | 10.0 | 0 | 0 | 0 | 0 | 0 | 1 | 0 | 0 |
| 2011 | Baltimore | 2 | 2 | 20 | 12 | 8 | 0.0 | 0.0 | 0 | 0 | 0 | 0 | 1 | 0 | 0 | 0 |
| 2012 | Baltimore | 4 | 4 | 51 | 29 | 22 | 0.0 | 0.0 | 0 | 0 | 0 | 0 | 1 | 0 | 0 | 0 |
| Totals | | 21 | 21 | 236 | 146 | 90 | 2.0 | 17.0 | 2 | 54 | 50t | 1 | 14 | 5 | 1 | 0 |

RAVENS DEFENSIVE RECORDS

RAVENS CAREER DEFENSIVE RECORDS (All-Time History)

TACKLES

1. Ray Lewis (1996-2012) 2,643
2. Terrell Suggs (2003-18) 941
3. Kelly Gregg (2001-10) 721
4. Ed Reed (2002-12) 661
5. C.J. Mosley (2014-18) 574

INTERCEPTIONS

1. Ed Reed (2002-12) 61
2. Ray Lewis (1996-2012) 31
3. Chris McAlister (1999-2008) 26

FUMBLES RECOVERED

1. Ray Lewis (1996-2012) 20
2. Terrell Suggs (2003-18) 13
3. Ed Reed (2002-12) 10

TURNOVER MACHINE

MOST CAREER TAKEAWAYS BY A LINEBACKER (Since 1970 Merger)

| Rk. | Player | Take-Aways | INTs | FRs |
|-----|------------|------------|------|-----|
| 1. | Jack Ham | 53 | 32 | 21 |
| 2. | Ray Lewis | 50 | 31 | 19* |
| 3. | Stan White | 48 | 34 | 14 |

*Has 20-career overall FRs, but 1 came after teammate Jamie Sharper fumbled an INT that Lewis would then recover; thus, Lewis has 19 FR takeaways.

Impressively, LB Ray Lewis is the only player in NFL history to record at least 40 sacks and 30 INTs in a career.

NFL PLAYERS W/ 30+ SACKS & 25+ INTS (Since 1970 Merger)

| Player | Games | Sacks | INTs |
|-----------------------------|-------|-------|------|
| Ray Lewis (1996-2012) | 228 | 41.5 | 31 |
| Rodney Harrison (1994-2008) | 186 | 30.5 | 34 |
| William Thomas (1991-2001) | 172 | 37.0 | 27 |

HALL OF FAME ED REED



20 ED REED
SAFETY HT: 5-11 WT: 205



COLLEGE: MIAMI (FL)

EXP. (NFL/RAVENS): 12/11

DRAFTED: 2002, First Round (24th Overall)

BORN: 9/11/78, ST. ROSE, LA

GP/GS (PLAYOFFS): 174/169 (15/15)

HALL OF FAME: 2019

PRO BOWLS: 9

CAREER SNAPSHOT

- Reed's 64 career INTs rank seventh in NFL history, while his 1,590 INT return yards stand No. 1.
- Produced a Ravens' franchise-record 61 INTs for 1,541 return yards and 7 TDs.
- Posted an NFL-record 107-yard return TD (vs. Phi. 11/23/08), breaking the previous long of 106, which he set vs. Cle. (11/7/04).
- Reed's career INT return yard average of 24.8 yards ranks No. 2 in NFL history (min. 30 INTs). (Deion Sanders is first at 25.1.)
- Scored 14 TDs in his career (including playoffs) and became the first player in NFL history to score return TDs off a punt, blocked punt, INT and fumble recovery. (Ronde Barber is the second.)
- Posted 9 regular season defensive touchdowns during his Baltimore career. Reed's 9 "D-TDs" are the most in Ravens franchise history, while his 7 INT-TDs also rank first.
- Blocked 4 punts in his career, returning 3 for TDs (ties an NFL record).
- Reed tallied 12 multi-INT games (13 including playoffs), tied for the most in the Super Bowl Era (since 1966).
- Owns 9 career postseason INTs, tying the NFL playoff record shared by Charlie Waters, Bill Simpson & Ronnie Lott.
- Finished his career with 699 total tackles, 6 sacks, 154 passes defended, 12 forced fumbles and 10 fumble recoveries. (His 661 total tackles as a Raven rank fourth in team history.)

KEY HONORS

- Pro Football Hall of Fame (2019)
- Super Bowl XLVII Champion
- Nine-time Pro Bowler (2003-04, 2006-12)
- *Associated Press* NFL Defensive Player of the Year (2004)
- PFW/PFWA NFL Defensive Player of the Year (2004)
- *The Sporting News* All-Decade Team (2000s)
- *USA Today* All-Decade Team (2000s)
- Five-time AP first-team All-Pro (2004, 2006-08, 2010)
- Three-time AP second-team All-Pro (2003, 2009, 2011)
- Six-time PFW/PFWA All-NFL (2003-04, 2006-08, 2010)
- *The Sporting News* All-Pro (2003-04, 2006, 2007, 2008, 2010)
- AFC Defensive Player of the Month (Dec. 2010; Dec. 2008; Nov. 2004)
- AFC Defensive Player of the Week (Week 16, 2010; Week 14, 2008; Week 12, 2008; Week 9, 2004)
- AFC Special Teams Player of the Week (Week 6, 2003)

NFL INTERCEPTION RETURN YARDS

S Ed Reed's 64 career interceptions rank seventh all time, while his 1,590 INT return yards stand No. 1. Reed also owns the second-best INT return average (24.8) in league history.

ALL-TIME NFL INTERCEPTION RETURN YARDS

| Rk. | Player | G | INT | Yards | Avg. | LG | TD |
|-----|------------------|-----|-----|-------|------|------|----|
| 1. | Ed Reed | 174 | 64 | 1,590 | 24.8 | 107t | 7 |
| 2. | Rod Woodson | 238 | 71 | 1,483 | 20.9 | 98t | 12 |
| 3. | Darren Sharper | 205 | 63 | 1,412 | 22.4 | 99t | 11 |
| 4. | Deion Sanders | 188 | 53 | 1,331 | 25.1 | 93t | 9 |
| 5. | Emlen Tunnell | 167 | 79 | 1,282 | 16.2 | 55t | 4 |
| 6. | Night Train Lane | 157 | 68 | 1,207 | 17.8 | 80t | 5 |
| 7. | Paul Krause | 226 | 81 | 1,185 | 14.6 | 81 | 3 |

GOING THE DISTANCE

LONGEST INTERCEPTION RETURNS / NFL HISTORY

| Rk. | Player | Yards | Date/Game |
|-----|--------------|-------|-------------------|
| 1. | Ed Reed | 107t | 11/23/08 vs. Phi. |
| 2. | Ed Reed | 106t | 11/7/04 vs. Cle. |
| 3. | Marcus Maye | 104 | 10/7/18 vs. Den. |
| 4. | Vencie Glenn | 103t | 11/29/87 vs. Den. |
| | Louis Oliver | 103t | 10/4/92 at Buf. |

WHILE WITH THE RAVENS [2002-12]

While playing in Baltimore from 2002-12, Reed had 61 INTs for 1,541 return yards, the most among all NFL players during this span.

NFL INTERCEPTIONS (2002-12)

| Rk. | Player | INT |
|-----|-----------------|-----|
| 1. | Ed Reed | 61 |
| 2. | Asante Samuel | 50 |
| 3. | Charles Woodson | 44 |

NFL INT RETURN YARDS (2002-12)

| Rk. | Player | Yards |
|-----|----------------|-------|
| 1. | Ed Reed | 1,541 |
| 2. | Darren Sharper | 1,143 |
| 3. | DeAngelo Hall | 789 |

DUAL INTERCEPTION GAMES

S Ed Reed registered 12 dual-INT games (13 including playoffs) during his career, tied for the most such performances among players in the Super Bowl Era (since 1966).

MOST GAMES WITH 2+ INTERCEPTIONS / SUPER BOWL ERA

| Player | 2+ INT Games |
|-----------------|--------------|
| Ed Reed | 12 |
| Paul Krause | 12 |
| Johnny Robinson | 12 |
| Ronnie Lott | 11 |

HALL OF FAME ED REED

REGULAR SEASON

| Year | Team | GP | GS | TACKLES | | | SACKS | | INTERCEPTIONS | | | | | FUMBLES | | |
|---------------|-----------|------------|------------|------------|------------|------------|------------|-------------|---------------|---------------|--------------|----------|------------|-----------|-----------|------------|
| | | | | TT | Solo | Asst. | No. | Yards | No. | Yards | LG | TD | PD | FF | FR | Yards |
| 2002 | Baltimore | 16 | 16 | 86 | 69 | 17 | 1.0 | 3.0 | 5 | 167 | 59 | 0 | 13 | 1 | 0 | 0 |
| 2003 | Baltimore | 16 | 15 | 92 | 77 | 15 | 1.0 | 12.0 | *7 | 132 | 54t | 1 | *19 | 1 | 0 | 0 |
| 2004 | Baltimore | 16 | 16 | 89 | 80 | 9 | 2.0 | 28.0 | **9 | **358 | 106t | 1 | *17 | 3 | 2 | 44 |
| 2005 | Baltimore | 10 | 10 | 40 | 36 | 4 | 0.0 | 0.0 | 1 | 23 | 23 | 0 | 12 | 0 | 0 | 0 |
| 2006 | Baltimore | 16 | 16 | 66 | 61 | 5 | 0.0 | 0.0 | 5 | 70 | 37 | 1 | 16 | 1 | 1 | 32 |
| 2007 | Baltimore | 16 | 16 | 45 | 36 | 9 | 0.0 | 0.0 | *7 | 130 | 32 | 0 | 13 | 0 | 1 | 6 |
| 2008 | Baltimore | 16 | 16 | 40 | 32 | 8 | 1.0 | 9.0 | **9 | *264 | ^107t | 2 | 15 | 1 | 2 | 27 |
| 2009 | Baltimore | 12 | 12 | 54 | 50 | 4 | 0.0 | 0.0 | 3 | 111 | 52t | 1 | 6 | 3 | 1 | 13 |
| 2010 | Baltimore | 10 | 10 | 39 | 29 | 10 | 0.0 | 0.0 | **8 | **183 | 44 | 0 | *16 | 1 | 0 | 0 |
| 2011 | Baltimore | 16 | 16 | 52 | 44 | 8 | 1.0 | 4.0 | 3 | 25 | 16 | 0 | 8 | 1 | 0 | 0 |
| 2012 | Baltimore | 16 | 10 | 58 | 49 | 9 | 0.0 | 0.0 | *4 | 78 | 34t | 1 | 15 | 0 | *3 | 31 |
| 2013 | Hou./NYJ | 14 | 10 | 38 | 27 | 11 | 0.0 | 0.0 | 3 | 49 | 25 | 0 | 4 | 0 | 0 | 0 |
| Totals | | 174 | 169 | 699 | 590 | 109 | 6.0 | 56.0 | #64 | ^1,590 | ^107t | 7 | 154 | 12 | 10 | 153 |

^NFL RECORD

#FRANCHISE RECORD (61 WITH THE RAVENS)

**LED NFL

*LED TEAM

SPECIAL TEAMS TACKLES (8): 2002 (8)

CAREER SINGLE-GAME HIGHS [REGULAR SEASON]

| | |
|--|--|
| Total Tackles: 14 (9/7/03 at Pit.) | Solo Tackles: 10 2 times (last: 11/16/03 at Mia.) |
| Sacks: 1 6 times (last: 10/2/11 vs. NYJ) | INTs: 2 12 times (last: 9/11/11 vs. Pit.) |
| Forced Fumbles: 1 12 times (last: 10/2/11 vs. NYJ) | Fumble Recoveries: 1 10 times (last: 12/2/12 vs. Pit.) |
| Passes Defensed: 5 (11/28/10 vs. TB) | |



Additional Statistics: Returned 29 punts for 204 yards, including 1 return for a 63-yard TD (9/10/07 at Cin.)...Returned a fumble recovery (which he forced) 22 yards for a TD (10/10/04 at Was.)...Posted a safety on 10/1/06 vs. SD...Returned a fumble recovery (which he forced) 22 yards for a TD (12/7/08 vs. Was.)

Punt Blocks: Blocked 4 punts in his career, returning 3 for TDs (tied for NFL record): 9/30/02 vs. Den., first punt block in franchise history; 11/24/02 vs. Ten., returned 11 yards for a TD; 10/12/03 at Ari., returned 22 yards for a TD; 11/23/03 vs. Sea., returned 16 yards for a TD.

PLAYOFFS

| Year | Team | GP | GS | TACKLES | | | SACKS | | INTERCEPTIONS | | | | | FUMBLES | | |
|---------------|-----------|-----------|-----------|-----------|-----------|----------|------------|------------|---------------|------------|------------|----------|-----------|----------|----------|----------|
| | | | | TT | Solo | Asst. | No. | Yards | No. | Yards | LG | TD | PD | FF | FR | Yards |
| 2003 | Baltimore | 1 | 1 | 3 | 3 | 0 | 0.0 | 0.0 | 1 | 23 | 23 | 0 | 2 | 0 | 0 | 0 |
| 2006 | Baltimore | 1 | 1 | 2 | 2 | 0 | 0.0 | 0.0 | 2 | 0 | 0 | 0 | 3 | 0 | 0 | 0 |
| 2008 | Baltimore | 3 | 3 | 7 | 6 | 1 | 0.0 | 0.0 | 2 | 76 | 64t | 1 | 3 | 0 | 0 | 0 |
| 2009 | Baltimore | 2 | 2 | 6 | 3 | 3 | 0.0 | 0.0 | 2 | 63 | 38 | 0 | 3 | 0 | 0 | 0 |
| 2010 | Baltimore | 2 | 2 | 7 | 6 | 1 | 0.0 | 0.0 | 0 | 0 | 0 | 0 | 0 | 0 | 1 | 0 |
| 2011 | Baltimore | 2 | 2 | 10 | 9 | 1 | 0.0 | 0.0 | 1 | 0 | 0 | 0 | 6 | 0 | 0 | 0 |
| 2012 | Baltimore | 4 | 4 | 15 | 14 | 1 | 0.0 | 0.0 | 1 | 6 | 6 | 0 | 3 | 0 | 0 | 0 |
| Totals | | 15 | 15 | 50 | 43 | 7 | 0.0 | 0.0 | 9 | 168 | 64t | 1 | 20 | 0 | 1 | 0 |

PLAYOFF BALLHAWK

S Ed Reed tallied 9 INTs in 15 career playoff games, tying for the most all time. Reed's 168 return yards stand fourth all time, while he also posted 50 tackles (43 solo) and 20 PD in postseason play.

POSTSEASON INTERCEPTION LEADERS (NFL History)

| Rk. | Player | INT | Yards | TDs | Games |
|-----|----------------|-----|-------|-----|-------|
| 1. | Ed Reed | 9 | 168 | 1 | 15 |
| | Ronnie Lott | 9 | 187 | 2 | 11 |
| | Bill Simpson | 9 | 149 | 1 | 6 |
| | Charlie Waters | 9 | 124 | 0 | 10 |

REED'S CAREER TOUCHDOWNS [14 OVERALL]

| Date/Game | Result | Touchdown |
|---------------------|--------|----------------------------------|
| 09/10/12 vs. Cin. | W | 34-yard INT return |
| 10/11/09 vs. Cin. | L | 52-yard INT return |
| 1/4/09 at Mia. (WC) | W | 64-yard INT return |
| 12/7/08 vs. Was. | W | 22-yard FR return |
| 11/23/08 vs. Phi. | W | 107-yard INT return (NFL record) |
| 9/21/08 vs. Cle. | W | 32-yard INT return |
| 9/10/07 at Cin. | L | 63-yard punt return |
| 11/5/06 vs. Cin. | W | 25-yard INT return |
| 11/7/04 vs. Cle. | W | 106-yard INT return |
| 10/10/04 at Was. | W | 22-yard FR return |
| 11/23/03 vs. Sea. | W | 16-yard punt block return |
| 10/12/03 at Ari. | W | 22-yard punt block return |
| 9/14/03 vs. Cle. | W | 54-yard INT return |
| 11/24/02 vs. Ten. | W | 11-yard punt block return |

ALL-TIME TRADES

MARCH 12, 1996

Traded 1997 fourth-round pick to Seattle for G Jeff Blackshear.

FEBRUARY 14, 1997

Traded T Tony Jones to Denver for Broncos 1997 second-round pick (S Kim Herring).

AUGUST 24, 1997

Traded 1998 seventh-round pick to Pittsburgh for OL Bernard Dafney.

AUGUST 24, 1997

Traded 1999 seventh-round pick to Philadelphia for G Ben Cavil.

FEBRUARY 14, 1998

Traded 1998 third- and fourth-round picks to Indianapolis for QB Jim Harbaugh and Colts 1998 fourth-round pick.

FEBRUARY 18, 1998

Traded 1999 third-round pick to Tampa Bay for RB Errict Rhett.

MARCH 22, 1999

Traded 1999 third-round pick and conditional 2000 fifth-round pick to Detroit for QB Scott Mitchell.

MARCH 30, 1999

Traded 1999 sixth-round pick to New England for TE Lovett Purnell.

APRIL 17, 1999

Traded 1999 fifth-round pick and 2000 seventh-round pick to St. Louis for QB Tony Banks.

MARCH 16, 2004

In a three-team trade, the Ravens sent a second-round pick to the 49ers in exchange for WR Terrell Owens (3/3), then reached a settlement prior to arbitration when Baltimore acquired a fifth-round compensatory pick from Philadelphia, re-acquired the original second-round pick, and the Eagles acquired Owens.

APRIL 25, 2004

Traded fourth-round pick to Jacksonville for WR Kevin Johnson.

JUNE 8, 2006

Traded 2007 fourth-round draft pick (128th overall) to Tennessee for QB Steve McNair.

JUNE 19, 2006

Traded 2007 conditional draft pick to Indianapolis for S Jerome Sapp.

MARCH 9, 2007

Traded three draft picks (third and seventh in 2007; third in 2008) to Buffalo for RB Willis McGahee, who signed a six-year deal with the Ravens.

APRIL 27, 2008

Traded 2008 fourth-round draft pick (125th overall) to Oakland for CB Fabian Washington.

MARCH 5, 2010

Traded 2010 third- and fourth-round draft picks to Arizona for WR Anquan Boldin and a 2010 fifth-round draft choice.

SEPTEMBER 1, 2010

Traded 2011 conditional draft pick to Seattle for CB Josh Wilson. (Trade yielded a fifth-round choice for the Seahawks.)

AUGUST 12, 2011

Traded a 2012 fourth-round draft pick to Buffalo for WR Lee Evans.

MARCH 11, 2013

Traded WR Anquan Boldin to San Francisco for a 2013 sixth-round draft choice.

MAY 9, 2013

Traded a conditional 2014 draft choice to Indianapolis in exchange for G/C A.Q. Shipley.

AUGUST 21, 2013

Traded WR/RS David Reed to Indianapolis in exchange for RB Delone Carter.

OCTOBER 3, 2013

Traded a 2014 fourth- and fifth-round pick to Jacksonville in exchange for T Eugene Monroe.

OCTOBER 21, 2013

Traded T Bryant McKinnie to Miami in exchange for a conditional 2015 draft choice.

MARCH 26, 2014

Traded a 2015 draft pick to Tampa Bay in exchange for C Jeremy Zuttah.

MARCH 10, 2015

Traded DT Haloti Ngata and a 2015 seventh-round draft choice to Detroit for 2015 fourth- and fifth-round draft picks.

APRIL 1, 2015

Traded C/G Gino Gradkowski and a 2016 fifth-round draft choice to Denver in exchange for a 2016 fourth-round pick.

SEPTEMBER 5, 2015

Traded C Nick Easton to the San Francisco 49ers in exchange for a 2016 conditional draft pick.

SEPTEMBER 21, 2015

Traded a 2016 seventh-round draft choice to Miami in exchange for CB Will Davis.

OCTOBER 3, 2015

Traded a conditional draft pick to St. Louis in exchange for WR Chris Givens.

MARCH 15, 2017

Traded C Jeremy Zuttah and a 2017 sixth-round pick (198th overall) to San Francisco in exchange for a 2017 sixth-round choice (186th).

APRIL 4, 2017

Traded DT Timmy Jernigan and the 99th-overall selection (a third-round compensatory choice) in the 2017 NFL Draft to Philadelphia in exchange for the 74th-overall pick in the 2017 draft.

SEPTEMBER 1, 2017

Traded a 2018 conditional seventh-round draft pick to Arizona in exchange for G/C Tony Bergstrom.

SEPTEMBER 2, 2017

Traded an undisclosed draft pick to Jacksonville in exchange for C Luke Bowanko.

AUGUST 28, 2018

Traded OLB Kamalei Correa to Tennessee to obtain a 2019 sixth-round draft choice.

OCTOBER 30, 2018

Traded a future draft pick to Green Bay in exchange for RB/WR Ty Montgomery.

MARCH 13, 2019

Traded QB Joe Flacco to Denver in exchange for a 2019 fourth-round draft choice.

ALL-TIME AP HONORS

ASSOCIATED PRESS PLAYERS OF THE YEAR



**LB Peter Boulware – 1997
Defensive Rookie of the Year**



**LB Ray Lewis – 2000 & 2003
Defensive Player of the Year**



**RB Jamal Lewis – 2003
Offensive Player of the Year**



**S Ed Reed – 2004
Defensive Player of the Year**



**OLB Terrell Suggs – 2003 Def. Rookie of
the Year & 2011 Def. Player of the Year**

ASSOCIATED PRESS ALL-PRO HONOREES

| Year | Player | Team | Year | Player | Team | Year | Player | Team |
|------|--------------------|--------|------|-------------------|--------|------|--------------------|--------|
| 1997 | T Jonathan Ogden | First | 2004 | T Jonathan Ogden | Second | 2011 | S Ed Reed | Second |
| 1998 | RS Jermaine Lewis | First | 2004 | S Ed Reed | First | 2011 | RB Ray Rice | Second |
| 1998 | LB Ray Lewis | Second | 2006 | FB Ovie Mughelli | Second | 2011 | LB Terrell Suggs | First |
| 1998 | T Jonathan Ogden | Second | 2006 | T Jonathan Ogden | Second | 2011 | G Marshal Yanda | Second |
| 1999 | LB Peter Boulware | Second | 2006 | S Ed Reed | First | 2012 | RS Jacoby Jones | First |
| 1999 | LB Ray Lewis | First | 2006 | LB Bart Scott | Second | 2012 | FB Vonta Leach | First |
| 1999 | T Jonathan Ogden | Second | 2006 | K Matt Stover | Second | 2012 | DT Haloti Ngata | Second |
| 2000 | DT Sam Adams | Second | 2006 | LB Adalius Thomas | First | 2012 | G Marshal Yanda | Second |
| 2000 | DE Rob Burnett | Second | 2007 | S Ed Reed | First | 2013 | K Justin Tucker | First |
| 2000 | LB Ray Lewis | First | 2008 | LB Ray Lewis | First | 2014 | OLB Elvis Dumervil | First |
| 2000 | T Jonathan Ogden | First | 2008 | FB Le'Ron McClain | First | 2014 | LB C.J. Mosley | Second |
| 2000 | K Matt Stover | First | 2008 | DT Haloti Ngata | Second | 2014 | DT Haloti Ngata | Second |
| 2000 | S Rod Woodson | Second | 2008 | S Ed Reed | First | 2014 | G Marshal Yanda | First |
| 2001 | RS Jermaine Lewis | Second | 2008 | LB Terrell Suggs | Second | 2015 | P Sam Koch | Second |
| 2001 | LB Ray Lewis | First | 2009 | LB Ray Lewis | First | 2015 | G Marshal Yanda | First |
| 2001 | T Jonathan Ogden | Second | 2009 | FB Le'Ron McClain | Second | 2016 | LB Zachary Orr | Second |
| 2002 | T Jonathan Ogden | First | 2009 | DT Haloti Ngata | Second | 2016 | K Justin Tucker | First |
| 2003 | TE Todd Heap | Second | 2009 | S Ed Reed | Second | 2016 | G Marshal Yanda | Second |
| 2003 | RB Jamal Lewis | First | 2009 | RB Ray Rice | Second | 2017 | LB C.J. Mosley | Second |
| 2003 | LB Ray Lewis | First | 2010 | K Billy Cundiff | First | 2017 | K Justin Tucker | Second |
| 2003 | CB Chris McAlister | First | 2010 | LB Ray Lewis | Second | 2018 | K Justin Tucker | First |
| 2003 | T Jonathan Ogden | First | 2010 | DT Haloti Ngata | First | 2018 | LB C.J. Mosley | Second |
| 2003 | S Ed Reed | Second | 2010 | S Ed Reed | First | 2018 | G Marshal Yanda | Second |
| 2004 | LB Ray Lewis | First | 2011 | FB Vonta Leach | First | | | |
| 2004 | CB Chris McAlister | Second | 2011 | DT Haloti Ngata | First | | | |

ALL-TIME HONORS

AFC PLAYERS OF THE MONTH

| Year | Month | Player | Honor | Year | Month | Player | Honor |
|------|-------|----------------------|---------------|------|-------|------------------|---------------|
| 1997 | Sept. | K Matt Stover | Special Teams | 2008 | Dec. | S Ed Reed | Defense |
| 1998 | Sept. | PR Jermaine Lewis | Special Teams | 2010 | Nov. | LB Terrell Suggs | Defense |
| 2000 | Sept. | DE Rob Burnett | Defense | 2010 | Dec. | S Ed Reed | Defense |
| 2000 | Nov. | K Matt Stover | Special Teams | 2011 | Dec. | LB Terrell Suggs | Defense |
| 2000 | Dec. | KR/PR Jermaine Lewis | Special Teams | 2012 | Nov. | RS Jacoby Jones | Special Teams |
| 2003 | Nov. | LB Ray Lewis | Defense | 2013 | Nov. | K Justin Tucker | Special Teams |
| 2003 | Dec. | RB Jamal Lewis | Offense | 2014 | Nov. | K Justin Tucker | Special Teams |
| 2004 | Oct. | KR/PR B.J. Sams | Special Teams | 2016 | Sept. | K Justin Tucker | Special Teams |
| 2004 | Nov. | S Ed Reed | Defense | 2017 | Nov. | K Justin Tucker | Special Teams |
| 2006 | Sept. | LB Bart Scott | Defense | 2018 | Sept. | K Justin Tucker | Special Teams |
| 2006 | Sept. | K Matt Stover | Special Teams | 2018 | Nov. | K Justin Tucker | Special Teams |

NFL ROOKIES OF THE MONTH

| Year | Month | Player | Honor | Year | Month | Player | Honor |
|------|-------|-------------------|---------|------|-----------|------------------|---------|
| 1997 | Sept. | LB Peter Boulware | Defense | 2009 | Dec./Jan. | T Michael Oher | Offense |
| 2000 | Nov. | RB Jamal Lewis | Offense | 2014 | Oct. | LB C.J. Mosley | Defense |
| 2003 | Sept. | OLB Terrell Suggs | Defense | 2014 | Dec. | LB C.J. Mosley | Defense |
| 2008 | Nov. | QB Joe Flacco | Offense | 2018 | Dec. | QB Lamar Jackson | Offense |

AFC PLAYER OF THE WEEK HONORS

| Year | Wk. | Player | Honor | Year | Wk. | Player | Honor | Year | Wk. | Player | Honor |
|------|-----|------------------------|-------|------|-----|-----------------------|-------|------|-----|----------------------|-------|
| 1996 | 1 | LB Ray Lewis | Def. | 2003 | 6 | S Ed Reed | ST | 2011 | 4 | LB Jarret Johnson | Def. |
| 1996 | 5 | RB Earnest Byner | Off. | 2003 | 12 | QB Anthony Wright | Off. | 2011 | 11 | WR Torrey Smith | Off. |
| 1996 | 9 | QB Vinny Testaverde | Off. | 2003 | 16 | RB Jamal Lewis | Off. | 2011 | 12 | OLB Terrell Suggs | Def. |
| 1996 | 14 | WR Derrick Alexander | Off. | 2003 | 17 | LB Ray Lewis | Def. | 2011 | 13 | RB Ray Rice | Off. |
| 1997 | 9 | LB Ray Lewis | Def. | 2004 | 7 | CB Deion Sanders | Def. | 2011 | 14 | OLB Terrell Suggs | Def. |
| 1997 | 15 | WR/RS Jermaine Lewis | ST | 2004 | 9 | S Ed Reed | Def. | 2011 | 17 | RB Ray Rice | Off. |
| 1998 | 2 | CB Rod Woodson | Def. | 2004 | 10 | QB/P Kordell Stewart | ST | 2012 | 1 | QB Joe Flacco | Off. |
| 1998 | 4 | RB Priest Holmes | Off. | 2004 | 14 | QB Kyle Boller | Off. | 2012 | 6 | RS Jacoby Jones | ST |
| 1998 | 4 | KR Jermaine Lewis | ST | 2005 | 11 | K Matt Stover | ST | 2012 | 16 | RB Ray Rice | Off. |
| 1998 | 10 | DE Michael McCrary | Def. | 2005 | 13 | OLB Terrell Suggs | Def. | 2013 | 10 | K Justin Tucker | ST |
| 1999 | 3 | LB Peter Boulware | Def. | 2006 | 1 | LB Ray Lewis | Def. | 2013 | 12 | K Justin Tucker | ST |
| 1999 | 11 | K Matt Stover | ST | 2006 | 10 | DE Trevor Pryce | ST | 2013 | 15 | K Justin Tucker | ST |
| 1999 | 13 | DE Michael McCrary | Def. | 2006 | 11 | RS B.J. Sams | ST | 2014 | 3 | K Justin Tucker | ST |
| 1999 | 14 | WR Qadry Ismail | Off. | 2006 | 17 | CB Chris McAlister | Def. | 2014 | 6 | QB Joe Flacco | Off. |
| 1999 | 16 | K Matt Stover | ST | 2007 | 3 | WR/RS Yamon Figurs | ST | 2014 | 10 | RB Justin Forsett | Off. |
| 2000 | 1 | DE Rob Burnett | Def. | 2007 | 6 | K Matt Stover | ST | 2014 | 12 | RB Justin Forsett | Off. |
| 2000 | 2 | QB Tony Banks | Off. | 2008 | 7 | OLB Terrell Suggs | Def. | 2014 | 14 | OLB Elvis Dumervil | Def. |
| 2000 | 5 | S Rod Woodson | Def. | 2008 | 9 | QB Joe Flacco | Off. | 2015 | 4 | K Justin Tucker | ST |
| 2000 | 6 | K Matt Stover | ST | 2008 | 10 | LB Ray Lewis | Def. | 2015 | 8 | K Justin Tucker | ST |
| 2000 | 16 | LB Jamie Sharper | Def. | 2008 | 12 | S Ed Reed | Def. | 2015 | 12 | S Will Hill III | ST |
| 2000 | 17 | WR/RS Jermaine Lewis | ST | 2008 | 14 | S Ed Reed | Def. | 2016 | 2 | DE Lawrence Guy | ST |
| 2001 | 3 | S Corey Harris | Def. | 2008 | 16 | P Sam Koch | ST | 2016 | 12 | K Justin Tucker | ST |
| 2001 | 8 | K Matt Stover | ST | 2009 | 3 | LB Brendon Ayanbadejo | Def. | 2017 | 11 | OLB Matthew Judon | Def. |
| 2001 | 12 | DE Adalius Thomas | Def. | 2009 | 15 | CB Domonique Foxworth | Def. | 2017 | 12 | P Sam Koch | ST |
| 2001 | 15 | LB Ray Lewis | Def. | 2009 | 17 | RB Willis McGahee | Off. | 2017 | 13 | S Eric Weddle | Def. |
| 2001 | 17 | LB Peter Boulware | Def. | 2010 | 3 | WR Anquan Boldin | Off. | 2017 | 15 | P Sam Koch | ST |
| 2002 | 4 | LB Ray Lewis | Def. | 2010 | 9 | DT Haloti Ngata | Def. | 2018 | 3 | K Justin Tucker | ST |
| 2002 | 4 | CB Chris McAlister | ST | 2010 | 14 | WR/RS David Reed | ST | 2018 | 6 | OLB Za'Darius Smith | Def. |
| 2002 | 10 | WR/RS Lamont Brightful | ST | 2010 | 15 | RB Ray Rice | Off. | 2018 | 12 | RS Cyrus Jones | ST |
| 2002 | 12 | LB Ed Hartwell | Def. | 2010 | 16 | S Ed Reed | Def. | 2018 | 16 | ILB Patrick Onwuasor | Def. |
| 2002 | 13 | S Chad Williams | Def. | 2011 | 1 | OLB Terrell Suggs | Def. | 2018 | 17 | K Justin Tucker | ST |
| 2003 | 2 | RB Jamal Lewis | Off. | 2011 | 3 | LB Ray Lewis | Def. | | | | |

RAVENS PRO BOWLERS

1996
QB Vinny Testaverde
S Eric Turner

1997
LB Ray Lewis
T Jonathan Ogden

1998
LB Peter Boulware
RS Jermaine Lewis
LB Ray Lewis
DE Michael McCrary
T Jonathan Ogden
ST Bennie Thompson

1999
LB Peter Boulware
LB Ray Lewis
DE Michael McCrary
T Jonathan Ogden
S Rod Woodson

2000
DT Sam Adams
LB Ray Lewis
T Jonathan Ogden
K Matt Stover
S Rod Woodson

2001
DT Sam Adams
RS Jermaine Lewis
LB Ray Lewis
T Jonathan Ogden
TE Shannon Sharpe
S Rod Woodson

2002
T Jonathan Ogden
LB Peter Boulware
TE Todd Heap

2003 (tied KC for most in NFL)

LB Peter Boulware
TE Todd Heap
RB Jamal Lewis
LB Ray Lewis
CB Chris McAlister
T Jonathan Ogden
S Ed Reed
ST Adalius Thomas

2004
T Jonathan Ogden
LB Ray Lewis
CB Chris McAlister
S Ed Reed
LB Terrell Suggs

2005
T Jonathan Ogden

2006
T Jonathan Ogden*
LB Ray Lewis*
CB Chris McAlister
QB Steve McNair*
S Ed Reed
LB Bart Scott
LB Terrell Suggs
LB Adalius Thomas

* Ogden (toe) went to the Pro Bowl but did not play; Scott went instead of Lewis (hand); QB Vince Young (Ten.) went in lieu of McNair.

2007
T Jonathan Ogden
LB Ray Lewis
RB Willis McGahee
S Ed Reed

2008
ST Brendon Ayanbadejo
LB Ray Lewis
FB Le'Ron McClain
S Ed Reed
LB Terrell Suggs

2009
LB Ray Lewis
FB Le'Ron McClain
DT Haloti Ngata
S Ed Reed*
RB Ray Rice

* Reed (injured hip/ankle) did not play.

2010
K Billy Cundiff
LB Ray Lewis
DT Haloti Ngata
S Ed Reed*
OLB Terrell Suggs

* Reed (death in family) did not play.

2011
G Ben Grubbs
FB Vonta Leach
LB Ray Lewis
DT Haloti Ngata
S Ed Reed*
RB Ray Rice*
OLB Terrell Suggs*
G Marshal Yanda

* Reed (injury), Rice (family matter) and Suggs (injury) did not play.

2012
RS Jacoby Jones
FB Vonta Leach
DT Haloti Ngata
S Ed Reed
RB Ray Rice
G Marshal Yanda

2013
DT Haloti Ngata
OLB Terrell Suggs
K Justin Tucker
G Marshal Yanda

2014
OLB Elvis Dumervil
RB Justin Forsett
LB C.J. Mosley
G Marshal Yanda

2015
LS Morgan Cox
OLB Elvis Dumervil
P Sam Koch
G Marshal Yanda

2016
LS Morgan Cox
FB Kyle Juszczyk
LB C.J. Mosley*
K Justin Tucker
S Eric Weddle
G Marshal Yanda
C Jeremy Zuttah

* Mosley (calf injury) did not play

2017
LB C.J. Mosley
OLB Terrell Suggs
S Eric Weddle

2018
LB C.J. Mosley
S Eric Weddle
DT Brandon Williams
G Marshal Yanda

MOST RAVENS PRO BOWLS

| | | |
|-----|----------------|----|
| LB | Ray Lewis | 13 |
| T | Jonathan Ogden | 11 |
| S | Ed Reed | 9 |
| OLB | Terrell Suggs | 7 |
| G | Marshal Yanda | 7 |
| DT | Haloti Ngata | 5 |
| OLB | Peter Boulware | 4 |
| ILB | C.J. Mosley | 4 |

RING OF HONOR & MAN OF THE YEAR

The Ravens' Ring of Honor, presented by Meritage Jewelers, salutes special inductees at M&T Bank Stadium with banners. Each member is recognized for his extraordinary contributions to the NFL, the Ravens and the Baltimore community.



2015
S ED REED
Nov. 22 vs. St. Louis



2006
LB PETER BOULWARE
Nov. 5 vs. Cincinnati



2014
TE TODD HEAP
Sept. 28 vs. Carolina



2004
DE MICHAEL MCCRARY
Oct. 4 vs. Kansas City



2013
LB RAY LEWIS
Sept. 22 vs. Houston



2003
OWNER ART MODELL
Dec. 28 vs. Pittsburgh



2012
RB JAMAL LEWIS
Sept. 9 vs. Cleveland



2002
EIGHT BALTIMORE COLTS (ALL HALL OF FAMERS)
QB Johnny Unitas
WR Raymond Berry
DT Art Donovan
TE John Mackey
LB Ted Hendricks
Oct. 20 vs. Jacksonville



2011
K MATT STOVER
Nov. 20 vs. Cincinnati



2000
RB EARNEST BYNER
Nov. 26 vs. Cleveland



2008
T JONATHAN OGDEN
Oct. 26 vs. Oakland



New Inductees: In 2019, Super Bowl XXXV-winning head coach Brian Billick will be inducted into the ROH. Longtime DT Haloti Ngata will follow in 2020.

WALTER PAYTON MAN OF THE YEAR



The Walter Payton NFL Man of the Year Award recognizes an NFL player for his excellence on and off the field. The award was established in 1970 and then renamed in 1999 after the late Hall of Fame Chicago Bears running back, Walter Payton. Each team nominates one player who has had a significant positive impact on his community. In 2011, Ravens C Matt Birk (left) won the prestigious NFL honor, while more recently, Ravens TE Benjamin Watson was one of three NFL finalists in 2017 (J.J. Watt - winner).

- | | | |
|------------------------|---|-----------------------|
| 2018 - Brandon Carr | 2011 - Matt Birk (NFL Man of the Year) | 2005 - Edwin Mulitalo |
| 2017 - Benjamin Watson | 2010 - Anquan Boldin | 2004 - Ray Lewis |
| 2016 - Steve Smith Sr. | 2009 - Ed Reed | 2003 - Ray Lewis |
| 2015 - Steve Smith Sr. | 2008 - Ray Lewis | 2002 - Jonathan Ogden |
| 2014 - Torrey Smith | 2007 - Ray Lewis | 2001 - Mike McCrary |
| 2013 - Torrey Smith | 2006 - Ray Lewis | |
| 2012 - Anquan Boldin | | |

ALL-TIME ROSTER

| | | | | | |
|----|--------------------------|--------------------------------|----|-------------------------|-----------------------------------|
| 12 | Abney, Derek (WR/RS) | Kentucky, 2004 | 24 | Brady, Donny (DB) | Wisconsin, 1996-98 |
| 95 | Adams, Sam (DT) | Texas A&M, 2000-01 | 22 | Brew, Dorian (CB) | Kansas, 1996-97 |
| 43 | Adams, Vashone (S) | Eastern Michigan, 1996 | 57 | Brigance, O.J. (LB) | Rice, 2000 |
| 16 | Adeboyejo, Quincy (WR) | Mississippi, 2017-18 | 45 | Brightful, Lamont (RS) | E. Washington, 2002-03 |
| 11 | Aiken, Kamar (WR) | Central Florida, 2014-16 | 16 | Britton, Eddie (WR) | Central State (OH), 1997 |
| 82 | Alexander, Derrick (WR) | Michigan, 1996-97 | 44 | Brookins, Jason (RB) | Lane College, 2000-01 |
| 35 | Allen, Anthony (RB) | Georgia Tech, 2011-12 | 77 | Brooks, Ethan (T) | Williams College, 2002-04 |
| 37 | Allen, Javorius (RB) | Southern California, 2015-18 | 31 | Brooks, Terrence (S) | Florida State, 2014-15 |
| 29 | Allen, Terry (RB) | Clemson, 2001 | 59 | Brown, Arthur (LB) | Kansas State, 2013-15 |
| 38 | Ali, Charles (FB) | Arkansas-Pine Bluff, 2009 | 23 | Brown, Chykie (CB) | Texas, 2011-14 |
| 66 | Anderson, Bennie (OL) | Tennessee State, 2001-04 | 51 | Brown, Cornell (LB) | VA Tech, 1997-2000, 2002-04 |
| 14 | Anderson, Derek (QB) | Oregon State, 2005 | 18 | Brown, Curtis (WR) | Alabama, 1996 |
| 38 | Anderson, Mike (RB) | Utah, 2006-07 | 83 | Brown, Daniel (WR/TE) | James Madison, 2015-16 |
| 79 | Anderson, Willie (T) | Auburn, 2008 | 60 | Brown, Jason (G/C) | North Carolina, 2005-08 |
| 89 | Andrews, Mark (TE) | Oklahoma, 2018 | 13 | Brown, John (WR) | Pittsburg State, 2018 |
| 88 | Armour, Justin (WR) | Stanford, 1999 | 69 | Brown, Leon (G) | Alabama, 2015 |
| 35 | Arrington, Kyle (CB) | Hofstra, 2015-16 | 14 | Brown, Marlon (WR) | Georgia, 2013-15 |
| 70 | Arvie, Herman (OL) | Grambling, 1996 | 31 | Brown, Omar (S) | Marshall, 2012-13 |
| 74 | Atkins, James (OL) | SW Louisiana, 1997-99 | 78 | Brown, Orlando (T) | S. Carolina St., 1996-98, 2003-05 |
| 28 | Averett, Anthony (CB) | Alabama, 2018 | 78 | Brown Jr., Orlando (T) | Oklahoma, 2018 |
| 51 | Ayanbadejo, Brendon (LB) | UCLA, 2008-12 | 47 | Brown, Ricky (LB) | Boston College, 2012 |
| 30 | Ayanbadejo, Obafemi (FB) | San Diego State, 1999-2001 | 49 | Bryant, D.J. (LB) | James Madison, 2013 |
| 56 | Babin, Jason (OLB) | Western Michigan, 2015 | 10 | Bulger, Mark (QB) | West Virginia, 2010 |
| 35 | Bailey, Robert (DB) | Miami (FL), 2000 | 54 | Burgess, Prescott (LB) | Michigan, 2007-11 |
| 86 | Bajema, Billy (TE) | Oklahoma State, 2012-13 | 90 | Burnett, Rob (DE) | Syracuse, 1996-2001 |
| 23 | Baldwin, Randy (RB) | Mississippi, 1996 | 85 | Burrough, Jonathan (TE) | New Mexico, 2001 |
| 12 | Banks, Tony (QB) | Michigan State, 1999-2000 | 17 | Butler, Jeremy (WR) | Tennessee-Martin, 2014-15 |
| 94 | Bannan, Justin (DT) | Colorado, 2006-09 | 38 | Butler, Robb (DB) | Robert Morris, 2005 |
| 80 | Bannister, Alex (WR) | Eastern Kentucky, 2006 | 21 | Byner, Earnest (RB) | East Carolina, 1996-97 |
| 50 | Barnes, Antwan (LB) | Florida International, 2007-09 | 56 | Bynes, Josh (LB) | Auburn, 2011-13 |
| 28 | Baxter, Gary (DB) | Baylor, 2001-04 | 25 | Byrdson, Shawn (DB) | Mississippi State, 2002 |
| 12 | Beck, John (QB) | BYU, 2009 | 56 | Caldwell, Mike (LB) | Middle Tennessee State, 1996 |
| 70 | Bergstrom, Tony (G/T) | Utah, 2017 | 12 | Campanaro, Michael (WR) | Wake Forest, 2014-17 |
| 76 | Bernstein, Alex (OL) | Amherst, 1997 | 26 | Canady, Maurice (CB) | Virginia, 2016-18 |
| 28 | Berry, Damien (RB) | Miami (FL), 2011-12 | 99 | Canty, Chris (DE) | Virginia, 2013-15 |
| 45 | Beyer, Brennen (OLB) | Michigan, 2015-16 | 24 | Carr, Brandon (CB) | Grand Valley State, 2017-18 |
| 68 | Bilukidi, Christo (DT) | Georgia State, 2014-15 | 25 | Carr, Chris (CB/RS) | Boise State, 2009-11 |
| 77 | Birk, Matt (C) | Harvard, 2009-12 | 56 | Carter, Chris (OLB) | Fresno State, 2015-16 |
| 89 | Bishop, Harold (TE) | LSU, 1996 | 22 | Carter, Dale (DB) | Tennessee, 2004-05 |
| 69 | Blackshear, Jeff (G) | NE Louisiana, 1996-99 | 10 | Case, Stoney (QB) | New Mexico, 1999 |
| 11 | Blake, Jeff (QB) | East Carolina, 2002 | 23 | Cason, Antoine (CB) | Arizona, 2014 |
| 49 | Board, Chris (LB) | North Dakota State, 2018 | 65 | Cavil, Ben (OL) | Oklahoma, 1997-98 |
| 74 | Bobo, Orlando (OL) | NW Louisiana, 2000-01 | 65 | Caylor, Drew (OL) | Stanford, 2005 |
| 81 | Boldin, Anquan (WR) | Florida State, 2010-12 | 92 | Chase, Martin (DT) | Oklahoma, 1998-99 |
| 7 | Boller, Kyle (QB) | California, 2003-08 | 65 | Chester, Chris (G/C) | Oklahoma, 2006-10 |
| 70 | Bolling, Nate (DT) | Wake Forest, 2003 | 36 | Clark, Chuck (S) | Virginia Tech, 2017-18 |
| 36 | Booth, Isaac (DB) | California, 1996 | 87 | Clark, Dallas (TE) | Iowa, 2013 |
| 67 | Boren, Justin (G/C) | Ohio State, 2011 | 55 | Clark, Sedric (LB) | Tulsa, 1996 |
| 58 | Boulware, Peter (OLB) | Florida State, 1997-2005 | 63 | Clausell, Blaine (T) | Mississippi State, 2015 |
| 2 | Bouman, Todd (QB) | St. Cloud State, 2008 | 2 | Clausen, Jimmy (QB) | Notre Dame, 2015 |
| 61 | Bowanko, Luke (C/G) | Virginia, 2017 | 16 | Clay, Kaelin (WR/RS) | Utah, 2015-16 |
| 54 | Bowser, Tyus (OLB) | Houston, 2017-18 | 89 | Clayton, Mark (WR) | Oklahoma, 2005-09 |
| 35 | Boykin, Brandon (CB) | Georgia, 2017 | 81 | Coates, Ben (TE) | Livingstone, 2000 |
| 86 | Boyle, Nick (TE) | Delaware, 2015-18 | 53 | Cody, Dan (LB/DE) | Oklahoma, 2005-07 |
| 77 | Bozeman, Bradley (C/G) | Alabama, 2018 | 62 | Cody, Terrence (DT) | Alabama, 2010-14 |
| 53 | Bradley, Bam (LB) | Pittsburgh, 2017-18 | 34 | Collins, Alex (RB) | Arkansas, 2017-18 |

ALL-TIME ROSTER

| | | | | | |
|----|---------------------------|-----------------------------|----|--------------------------|-------------------------------|
| 63 | Collins, Mike (G) | Wake Forest, 2002 | 83 | Evans, Lee (WR) | Wisconsin, 2011 |
| 49 | Collins, Ryan (TE) | St. Thomas (MN), 1999 | 61 | Everitt, Steve (C) | Michigan, 1996 |
| 37 | Considine, Sean (S) | Iowa, 2012 | 16 | Figurs, Yamon (WR/RS) | Kansas State, 2007-08 |
| 72 | Cook, Damion (T) | Bethune-Cookman, 2002-04 | 8 | Finnerty, Cullen (QB) | Grand Valley State, 2007 |
| 26 | Cook, Emanuel (S) | South Carolina, 2011-12 | 98 | Fitch, Zarnell (DT) | TCU, 2007 |
| 15 | Copper, Terrance (WR) | East Carolina, 2008 | 37 | Fitzhugh, Keith (S) | Mississippi State, 2009 |
| 51 | Correa, Kamalei (LB) | Boise State, 2016-17 | 5 | Flacco, Joe (QB) | Delaware, 2008-18 |
| 23 | Cotton, Kenyon (FB) | SW Louisiana, 1997-98 | 62 | Flynn, Mike (C) | Maine, 1997-2007 |
| 64 | Cousins, Oniel (G/T) | UTEP, 2008-10 | 71 | Folau, Spencer (T) | Idaho, 1996-2000 |
| 46 | Cox, Morgan (LS) | Tennessee, 2010-18 | 78 | Footman, Dan (DL) | Florida State, 1996 |
| 15 | Crabtree, Michael (WR) | Texas Tech, 2018 | 48 | Ford, Chase (TE) | Miami (FL), 2015 |
| 51 | Croel, Mike (LB) | Nebraska, 1996 | 29 | Forsett, Justin (RB) | California, 2014-16 |
| 7 | Cundiff, Billy (K) | Drake, 2009-11 | 91 | Fortune, Elliott (DL) | Georgia Tech, 1996 |
| 1 | Cunningham, Randall (QB) | UNLV, 2001 | 24 | Foxworth, Domonique (CB) | Maryland, 2009-11 |
| 80 | Curtis, Tony (TE) | Portland State, 2009 | 91 | Franklin, Aubrayo (DT) | Tennessee, 2003-06 |
| 72 | Dafney, Bernard (OL) | Tennessee, 1997 | 38 | Franks, Dominique (CB) | Oklahoma, 2014 |
| 91 | Dalton, Lionel (DT) | Eastern Michigan, 1998-2001 | 97 | Frase, Paul (DE) | Syracuse, 1998 |
| 30 | Daniel, Eugene (CB) | Louisiana State, 1997 | 94 | Frederick, Mike (DL) | Virginia, 1996-98 |
| 31 | Daniel, Robertson (DB) | BYU, 2016, 2018 | 58 | Freeny, Jonathan (LB) | Rutgers, 2017 |
| 53 | Daniels, Dexter (LB) | Florida, 1996 | 26 | Fuller, Corey (CB/S) | Florida State, 2003-04 |
| 30 | Daniels, P.J. (RB) | Georgia Tech, 2006-08 | 71 | Gaither, Jared (T) | Maryland, 2007-10 |
| 81 | Daniels, Owen (TE) | Wisconsin, 2014 | 35 | Gardner, Carwell (FB) | Louisville, 1996 |
| 81 | Darling, Devard (WR) | Washington State, 2004-07 | 32 | Gash, Sam (FB) | Penn State, 2000-02 |
| 56 | Davis, Anthony (LB) | Utah, 2000 | 44 | Gaston, Willie (CB) | Houston, 2007 |
| 86 | Davis, Billy (WR) | Pittsburgh, 1999-2000 | 40 | Gerard, K.J. (S) | Northern Arizona, 2009 |
| 94 | Davis, Carl (DT) | Iowa, 2015-17 | 61 | Gibson, Gary (DT) | Rutgers, 2005 |
| 39 | Davis, Will (CB) | Utah State, 2015-16 | 80 | Gillmore, Crockett (TE) | Colorado State, 2014-17 |
| 85 | DeLong, Greg (HB) | North Carolina, 1999 | 13 | Givens, Chris (WR) | Wake Forest, 2015 |
| 47 | Demps, Will (S) | San Diego State, 2002-05 | 73 | Goad, Tim (DT) | North Carolina, 1996 |
| 60 | DeVries, Jed (OL) | Utah State, 1996 | 62 | Goeas, Leo (OL) | Hawaii, 1997 |
| 84 | Dickson, Ed (TE) | Oregon, 2010-13 | 50 | Goganious, Keith (LB) | Penn State, 1996 |
| 8 | Dilfer, Trent (QB) | Fresno State, 2000 | 56 | Gooden, Tavares (LB) | Miami (FL), 2008-10 |
| 87 | Dinkins, Darnell (TE) | Pittsburgh, 2004-05 | 76 | Gordon, Amon (DT) | Stanford, 2007 |
| 96 | Divens, Lamar (DT) | Tennessee State, 2008-10 | 85 | Gordon, Richard (TE) | Miami (FL), 2015 |
| 30 | Dixon, Kenneth (RB) | Louisiana Tech, 2016-18 | 37 | Gorrer, Danny (DB) | Texas A&M, 2011, 2014 |
| 70 | Donnal, Andrew (G/T) | Iowa, 2017 | 66 | Gradkowski, Gino (C/G) | Delaware, 2012-14 |
| 17 | Doss, Tandon (WR) | Indiana, 2011-13 | 24 | Graham, Corey (CB) | New Hampshire, 2012-13 |
| 94 | Douglas, Marques (DL) | Howard, 1999, 2001-04, 2008 | 34 | Graham, Jay (RB) | Tennessee, 1997-99 |
| 36 | Dowden, Corey (DB) | Grambling, 1996 | 12 | Graham, Shayne (K) | West Virginia, 2011 |
| 38 | Draughn, Shaun (RB) | North Carolina, 2013 | 84 | Grant, Janarion (WR/RS) | Rutgers, 2018 |
| 80 | Drew, Davon (TE) | East Carolina, 2009-11 | 61 | Grasu, Hroniss (G) | Oregon, 2018 |
| 62 | Ducasse, Vladimir (G) | Massachusetts, 2016 | 18 | Grbac, Elvis (QB) | Michigan, 2001 |
| 58 | Dumervil, Elvis (OLB) | Louisville, 2013-16 | 86 | Green, Eric (TE) | Liberty, 1996-98 |
| 40 | Edison, Pedro (TE) | E. Tennessee State, 2000 | 95 | Green, Howard (DT) | Louisiana State, 2002 |
| 93 | Edwards, Dwan (DE) | Oregon State, 2004-09 | 33 | Green, Justin (FB) | Montana, 2005-07 |
| 35 | Edwards, Gus (RB) | Rutgers, 2018 | 54 | Green, Roderick (LB) | Central Missouri St., 2004-05 |
| 33 | Elam, Matt (S) | Florida, 2013-16 | 42 | Greenwood, Chris (CB) | Albion, 2014 |
| 59 | Ellerbe, Dannell (LB) | Georgia, 2009-12 | 97 | Gregg, Kelly (DT) | Oklahoma, 2000-10 |
| 8 | Elling, Aaron (K) | Wyoming, 2005 | 59 | Greisen, Nick (LB) | Wisconsin, 2007-08 |
| 21 | Elliott, DeShon (S) | Texas, 2018 | 3 | Griffin III, Robert (QB) | Baylor, 2018 |
| 72 | Ellison, Atiyah (DT) | Missouri, 2006 | 66 | Grubbs, Ben (G) | Auburn, 2007-11 |
| 61 | Elmore, John (OL) | Texas, 1997 | 65 | Gurode, Andre (G/C) | Colorado, 2011 |
| 71 | Eluemunor, Jermaine (G/T) | Texas A&M, 2017-18 | 93 | Guy, Lawrence (DE) | Arizona State, 2014-16 |
| 81 | Escobar, Gavin (TE) | San Diego State, 2017 | 62 | Hale, David (G/T) | Weber State, 2008-10 |
| 85 | Ethridge, Ray (WR) | Pasadena City, 1996-97 | 58 | Haley, Dennis (LB) | Virginia, 2005-06 |
| 29 | Evans, Charles (FB) | Clark U. (Atl.), 1999-2000 | 95 | Hall, Bryan (DT) | Arkansas State, 2012 |

ALL-TIME ROSTER

| | | | | | |
|----|-----------------------------|--------------------------------|----|-----------------------------|-----------------------------|
| 81 | Hambrick, Kenyon (WR) | Alabama A&M, 2001 | 62 | Johnson, Kaleb (G) | Rutgers, 2015 |
| 54 | Hamilton, Adrian (OLB) | Prairie View A&M, 2012-13 | 85 | Johnson, Kevin (WR) | Syracuse, 2004 |
| 22 | Hamlin, Ken (S) | Arkansas, 2010 | 83 | Johnson, Patrick (WR) | Oregon, 1998-2001, 2004-05 |
| 4 | Harbaugh, Jim (QB) | Michigan, 1998 | 83 | Johnson, Ron (WR) | Minnesota, 2002-03 |
| 70 | Harewood, Ramon (G/T) | Morehouse, 2010-12 | 58 | Johnson, Steven (LB) | Kansas, 2017 |
| 82 | Harper, Justin (WR) | Virginia Tech, 2008-10 | 50 | Johnson, Tim (LB) | Youngstown State, 2001, 06 |
| 51 | Harris, Bernardo (LB) | North Carolina, 2002-03 | 97 | Jones, Arthur (DE) | Syracuse, 2010-13 |
| 45 | Harris, Corey (S) | Vanderbilt, 1998-2001 | 27 | Jones, Cyrus (CB/RS) | Alabama, 2018 |
| 67 | Harrison, Chris (G) | Virginia, 1999 | 56 | Jones, Edgar (LB/TE) | SE Missouri State, 2007-11 |
| 48 | Hartley, Frank (TE) | Illinois, 1996 | 12 | Jones, Jacoby (WR/RS) | Lane College, 2012-14 |
| 56 | Hartwell, Edgerton (LB) | Western Illinois, 2001-04 | 97 | Jones, James (DL) | Northern Iowa, 1996-98 |
| 6 | Hauschka, Steve (K) | North Carolina State, 2008-09 | 88 | Jones, John (TE) | Indiana (PA), 2000-03 |
| 86 | Heap, Todd (TE) | Arizona State, 2001-10 | 31 | Jones, Rondell (S) | North Carolina, 1997 |
| 70 | Hellestrae, Dale (LS) | Southern Methodist, 2001 | 82 | Jones, Terry (TE) | Alabama, 2002-05 |
| 69 | Henry, Willie (DT) | Michigan, 2016-18 | 66 | Jones, Tony (T) | Western Carolina, 1996 |
| 67 | Hernandez, Adam (OL) | Yale, 1998 | 78 | Joseph, Dieugot (T) | Florida International, 2017 |
| 20 | Herring, Kim (S) | Penn State, 1997-2000 | 99 | Judon, Matthew (OLB) | Grand Valley State, 2016-18 |
| 14 | Hester Sr., Devin (WR/RS) | Miami, 2016 | 44 | Juszczyk, Kyle (FB) | Harvard, 2013-16 |
| 43 | Hill, Jaylen (CB) | Jacksonville State, 2017-18 | 70 | Katula, Matt (LS) | Wisconsin, 2005-09 |
| 33 | Hill III, Will (S) | Florida, 2014-15 | 92 | Kaufusi, Bronson (DE) | BYU, 2016-17 |
| 33 | Hoard, Leroy (RB) | Michigan, 1996 | 96 | Kemoeatu, Ma'ake (DT) | Utah, 2002-05, 2012 |
| 33 | Holmes, Priest (RB) | Texas, 1997-2000 | 12 | Kight, Danny (K) | Augusta State, 2001 |
| 15 | Horsey, Albert (WR) | Delaware State, 2001 | 88 | Kinchen, Brian (TE) | Louisiana State, 1996-98 |
| 70 | Houser, Kevin (LS) | Ohio State, 2010 | 94 | Kindle, Sergio (OLB) | Texas, 2010-12 |
| 84 | Houshmandzadeh, T.J. (WR) | Oregon State, 2010 | 34 | Knight, Tom (CB) | Iowa, 2002-03 |
| 77 | Howard, Austin (T) | Northern Iowa, 2017 | 4 | Koch, Sam (P) | Nebraska, 2006-18 |
| 66 | Hudson, John (LS) | Auburn, 2000 | 60 | Kooistra, Scott (G/T) | North Carolina State, 2010 |
| 42 | Huff, Marqueston (S) | Wyoming, 2016 | 57 | Kopp, Jeff (LB) | USC, 1998-99 |
| 29 | Huff, Michael (S) | Texas, 2013 | 74 | Kracalik, Mike (T) | San Diego State, 2006-08 |
| 33 | Hughley, Delvin (CB) | Jacksonville State, 2001 | 99 | Kruger, Paul (OLB/DE) | Utah, 2009-12 |
| 29 | Humphrey, Marlon (CB) | Alabama, 2017-18 | 60 | Kublanow, Brandon (C) | Georgia, 2017 |
| 23 | Hunter, Dameon (RB) | Utah, 2002 | 47 | Kuhn, Scott (TE) | Louisville, 2008 |
| 23 | Hunter, Earnest (RB) | SE Oklahoma, 1996 | 37 | Lake, Carnell (S) | UCLA, 2001 |
| 84 | Hunter, Javin (WR) | Notre Dame, 2002-03 | 26 | Landry, Dawan (S) | Georgia Tech, 2006-10 |
| 81 | Hurst, Hayden (TE) | South Carolina, 2018 | 38 | Langford, Jeremy (RB) | Michigan State, 2017 |
| 74 | Hurst, James (G/T) | North Carolina, 2014-18 | 38 | Langham, Antonio (DB) | Alabama, 1996-97 |
| 80 | Hymes, Randy (WR) | Grambling State, 2002-05 | 17 | Lasley, Jordan (WR) | UCLA, 2018 |
| 32 | Ihedigbo, James (S) | Massachusetts, 2012-13 | 32 | Lawrence, Matt (RB) | Massachusetts, 2009-11 |
| 64 | Isaia, Sale (G) | UCLA, 1996-98 | 44 | Leach, Vonta (FB) | East Carolina, 2011-13 |
| 87 | Ismail, Qadry (WR) | Syracuse, 1999-2001 | 82 | LeBel, Harper (TE) | Colorado State, 1998 |
| 35 | Ivy, Corey (CB) | Oklahoma, 2006-09 | 36 | Leonhard, Jim (S) | Wisconsin, 2008 |
| 29 | Jackson, Asa (CB/RS) | Cal Poly, 2012-16 | 41 | Levine Sr., Anthony (DB/LB) | Tennessee State, 2012-18 |
| 50 | Jackson, Brad (LB) | Cincinnati, 1998-2001 | 79 | LeVoir, Mark (OL) | Notre Dame, 2011 |
| 8 | Jackson, Lamar (QB) | Louisville, 2018 | 72 | Lewis, Alex (G/T) | Nebraska, 2016-18 |
| 81 | Jackson, Michael (WR) | Southern Miss., 1996-98 | 31 | Lewis, Jamal (RB) | Tennessee, 2000-06 |
| 39 | Jacobs, Tramain (CB) | Texas A&M, 2014 | 84 | Lewis, Jermaine (WR) | Maryland, 1996-2001 |
| 54 | James, Robert (LB) | Arizona State, 2013 | 23 | Lewis, Kendrick (S) | Mississippi, 2015-16 |
| 25 | Jenkins, DeRon (DB) | Tennessee, 1996-99 | 52 | Lewis, Ray (LB) | Miami (FL), 1996-2012 |
| 38 | Jean-Baptiste, Stanley (CB) | Nebraska, 2017-18 | 31 | Lewis-Harris, Chris (CB) | Chattanooga, 2016 |
| 23 | Jefferson, Tony (S) | Oklahoma, 2017-18 | 95 | Lewis-Moore, Kapron (DE) | Notre Dame, 2013-15 |
| 6 | Jenkins, J.R. (K) | Marshall, 2002 | 61 | Lindsay, Everett (OL) | Mississippi, 1999 |
| 66 | Jensen, Ryan (G/C) | Colorado State-Pueblo, 2013-17 | 5 | Lloyd, Rhys (K) | Minnesota, 2007 |
| 99 | Jernigan, Timmy (DT) | Florida State, 2014-16 | 50 | Lopez, Nicholas (LB) | Texas Southern, 1997 |
| 39 | Johnson, Chris (CB) | Louisville, 2012 | 59 | Louis, Lamar (LB) | LSU, 2016 |
| 55 | Johnson, J.R. (LB) | Syracuse, 2002 | 35 | Love, Clarence (DB) | Toledo, 1999-2000 |
| 95 | Johnson, Jarret (LB/DE) | Alabama, 2003-11 | 6 | Lucas, Ray (QB) | Rutgers, 2003 |

ALL-TIME ROSTER

| | | | | | | | |
|----|--------------------------|-------|------------------------------|----|-------------------------|-------|------------------------------|
| 39 | Luchey, Nick (FB) | | Miami (FL), 2006 | 64 | Mulitalo, Edwin (G) | | Arizona, 1999-2006 |
| 49 | Luckett, Cavellis (LB) | | Middle Tennessee State, 2016 | 16 | Murphy, Nick (P) | | Arizona State, 2004 |
| 95 | Lyle, Rick (DL) | | Missouri, 1996 | 43 | Nakamura, Haruki (S) | | Cincinnati, 2008-11 |
| 29 | Lyons, Lamar (DB) | | Washington, 1997 | 11 | Nash, Marcus (WR) | | Tennessee, 1999-2000 |
| 18 | Maclin, Jeremy (WR) | | Missouri, 2017 | 42 | Neal, Lorenzo (FB) | | Fresno State, 2008 |
| 59 | Maese, Joe (LS) | | New Mexico, 2001-04 | 63 | Ndukwe, Ikechuku (G) | | Northwestern, 2006-07 |
| 30 | Magee, Terrence (RB) | | Louisiana State, 2015 | 6 | Nedney, Joe (K) | | San Jose State, 1999 |
| 15 | Mallett, Ryan (QB) | | Arkansas, 2015-17 | 56 | Nelson, Jim (LB) | | Penn State, 2005 |
| 29 | Martin, Derrick (CB) | | Wyoming, 2006-08 | 67 | Nembot, Stephane (T) | | Colorado, 2016-17 |
| 85 | Mason, Derrick (WR) | | Michigan State, 2005-10 | 67 | Neujahr, Quentin (C) | | Kansas State, 1996-97 |
| 13 | Matthews, Chris (WR) | | Kentucky, 2015-17 | 92 | Ngata, Haloti (DT) | | Oregon, 2006-14 |
| 72 | Mattison, Bryan (DL/OL) | | Iowa, 2008-11 | 82 | Nordin, Jake (TE) | | Northern Illinois, 2007 |
| 17 | Maxwell, Marcus (WR) | | Oregon, 2008 | 42 | Norton, Zach (CB) | | Cincinnati, 2004-05 |
| 88 | Mayle, Vince (WR/TE) | | Washington State, 2016-17 | 95 | Nugent, Dave (DE) | | Purdue, 2002 |
| 58 | McAdoo, Michael (OLB) | | North Carolina, 2011-12 | 89 | Ofodile, A.J. (TE) | | Missouri, 1996-99 |
| 21 | McAlister, Chris (CB) | | Arizona, 1999-2008 | 87 | Ogden, Jeff (WR) | | Eastern Washington, 2002 |
| 98 | McBean, Ryan (DT) | | Oklahoma State, 2012 | 75 | Ogden, Jonathan (T) | | UCLA, 1996-2007 |
| 37 | McCann, Bryan (CB) | | Southern Methodist, 2010-11 | 25 | Oglesby, Evan (CB) | | North Alabama, 2005-06, 2008 |
| 53 | McClain, Jameel (LB) | | Syracuse, 2008-13 | 74 | Oher, Michael (T) | | Mississippi, 2009-13 |
| 33 | McClain, Le'Ron (FB) | | Alabama, 2007-10 | 56 | Olsavsky, Jerry (LB) | | Pittsburgh, 1998 |
| 50 | McClellan, Albert (LB) | | Marshall, 2011-18 | 48 | Onwuasor, Patrick (LB) | | Portland State, 2016-18 |
| 54 | McCloud, Tyrus (LB) | | Louisville, 1997-98 | 54 | Orr, Zachary (LB) | | North Texas, 2014-16 |
| 33 | McRae, Tony (CB) | | North Carolina A&T, 2017 | 72 | Osemele, Kelechi (G/T) | | Iowa State, 2012-15 |
| 99 | McCrary, Michael (DE) | | Wake Forest, 1997-2002 | 6 | Otis, Scott (QB) | | Glenville St. (WV), 1996 |
| 58 | McCune, Robert (LB) | | Louisville, 2007-08 | 72 | Parker, J'Vonne (DT) | | Rutgers, 2007 |
| 47 | McDermott, Kevin (LS) | | UCLA, 2014 | 91 | Parker, Riddick (DE) | | North Carolina, 2002-03 |
| 23 | McGahee, Willis (RB) | | Miami (FL), 2007-10 | 34 | Parmele, Jalen (RB) | | Toledo, 2008-10 |
| 38 | McKie, Jason (FB) | | Temple, 2010 | 30 | Paschal, Marcus (S) | | Iowa, 2009 |
| 91 | McKinney, Brandon (DT) | | Michigan State, 2008-11 | 79 | Pashos, Tony (T) | | Illinois, 2003-06 |
| 78 | McKinnie, Bryant (T) | | Miami (FL), 2011-13 | 59 | Payne, Rod (C) | | Michigan, 2000 |
| 9 | McNair, Steve (QB) | | Alcorn State, 2006-07 | 11 | Perriman, Breshad (WR) | | Central Florida, 2015-17 |
| 90 | McPhee, Pernell (OLB) | | Mississippi State, 2011-14 | 25 | Perryman, Raymond (S) | | Northern Arizona, 2002 |
| 56 | Means, Steven (DE) | | Buffalo, 2014 | 53 | Peters, Tyrell (LB) | | Oklahoma, 1997-99 |
| 13 | Mellette, Aaron (WR) | | Elon, 2013 | 24 | Phillips, Anwar (CB) | | Penn State, 2008 |
| 38 | Melvin, Rashaan (CB) | | Northern Illinois, 2014-15 | 58 | Phillips, Jason (LB) | | TCU, 2009-11 |
| 21 | Metcalf, Eric (RB) | | Texas, 1996-98 | 81 | Pierce, Aaron (TE) | | Washington, 1999 |
| 36 | Miles, Jeromy (S) | | Massachusetts, 2013-14 | 30 | Pierce, Bernard (RB) | | Temple, 2012-14 |
| 30 | Miller, Prince (CB) | | Georgia, 2010 | 97 | Pierce, Michael (DT) | | Samford, 2016-18 |
| 97 | Missouri, Dwayne (DE) | | Northwestern, 2001 | 88 | Pitta, Dennis (TE) | | BYU, 2010-16 |
| 42 | Mitchell, Anthony (DB) | | Tuskegee, 1999-2002 | 24 | Pittman, David (CB) | | Northwestern State, 2006-07 |
| 60 | Mitchell, Jeff (C) | | Florida, 1997-2000 | 98 | Pleasant, Anthony (DE) | | Tennessee State, 1996 |
| 19 | Mitchell, Scott (QB) | | Utah, 1999 | 43 | Poindexter, Anthony (S) | | Virginia, 1999-2000 |
| 79 | Moll, Tony (G/T) | | Nevada, 2009-10 | 31 | Pollard, Bernard (S) | | Purdue, 2011-12 |
| 60 | Monroe, Eugene (T) | | Virginia, 2013-15 | 50 | Polley, Tommy (LB) | | Florida State, 2005 |
| 9 | Montgomery, Greg (P) | | Michigan State, 1996-97 | 24 | Porter, Alvin (DB) | | Oklahoma State, 2001-02 |
| 88 | Montgomery, Ty (WR/RB) | | Stanford, 2018 | 42 | Potts, Roosevelt (FB) | | NE Louisiana, 1998 |
| 10 | Moore, Chris (WR) | | Cincinnati, 2016-18 | 76 | Powell, Carl (DE) | | Louisville, 2000 |
| 84 | Moore, Clarence (WR) | | Northern Arizona, 2004-06 | 59 | Powell, Craig (LB) | | Ohio State, 1996 |
| 27 | Moore, Stevon (S) | | Mississippi, 1996-99 | 26 | Powers, Jerraud (CB) | | Auburn, 2016 |
| 16 | Morgan, Joe (WR) | | Walsh, 2015 | 27 | Price, Sheldon (CB) | | UCLA, 2015-17 |
| 33 | Morris, Byron "Bam" (RB) | | Texas Tech, 1996-97 | 27 | Prude, Ronnie (CB) | | Louisiana State, 2006-07 |
| 33 | Morrow, Harold (FB) | | Auburn, 2003-04 | 90 | Pryce, Trevor (DE) | | Clemson, 2006-10 |
| 57 | Mosley, C.J. (LB) | | Alabama, 2014-18 | 80 | Purnell, Lovett (TE) | | West Virginia, 1999 |
| 43 | Mostert, Raheem (RB/RS) | | Purdue, 2015 | 61 | Rabach, Casey (C/G) | | Wisconsin, 2001-04 |
| 27 | Mouton, Cash (CB) | | Louisiana-Monroe, 2005 | 67 | Rackley, Will (G) | | Lehigh, 2014 |
| 34 | Mughelli, Ovie (FB) | | Wake Forest, 2003-06 | 31 | Rainey, Bobby (RB) | | Western Kentucky, 2012, 2017 |

ALL-TIME ROSTER

| | |
|---|--|
| 93 Redding, Cory (DE) Texas, 2010-11 | 53 Slaughter, T.J. (LB) So. Mississippi, 2003-04 |
| 7 Redman, Chris (QB) Louisville, 2000-03 | 51 Smith, Daryl (LB) Georgia Tech, 2013-15 |
| 33 Redmon, Tellis (RB) Minnesota, 2002 | 96 Smith, Fernando (DE) Jackson State, 1999 |
| 16 Reed, David (WR/RS) Utah, 2010-12 | 22 Smith, Jimmy (CB) Colorado, 2011-18 |
| 20 Reed, Ed (S) Miami (FL), 2002-12 | 73 Smith, Lawrence (T) Tennessee State, 2002 |
| 76 Reid, Jah (G/T) Central Florida, 2011-14 | 82 Smith, L.J. (TE) Rutgers, 2009 |
| 85 Reisner, Allen (TE) Iowa, 2015 | 11 Smith, Marcus (WR) New Mexico, 2008-10 |
| 77 Reitz, Joe (T) Western Michigan, 2008 | 51 Smith, Mike (LB) Texas Tech, 2005-07 |
| 7 Renner, Bryn (QB) North Carolina, 2015 | 32 Smith, Musa (RB) Georgia, 2003-07 |
| 86 Reuland, Konrad (TE) Stanford, 2014-15 | 82 Smith, Torrey (WR) Maryland, 2011-14 |
| 81 Reynolds, Keenan (WR/RS) Navy, 2016 | 88 Smith, Trent (TE) Oklahoma, 2003-04 |
| 79 Reynolds, Micajah (DT) Michigan State, 2015 | 10 Smith, Troy (QB) Ohio State, 2007-09 |
| 32 Rhett, Errict (RB) Florida, 1998-99 | 90 Smith, Za'Darius (OLB) Kentucky, 2015-18 |
| 39 Ricard, Alan (FB) NE Louisiana, 2000-05 | 89 Smith Sr., Steve (WR) Utah, 2014-16 |
| 42 Ricard, Patrick (FB/DL) Maine, 2017-18 | 83 Snead IV, Willie (WR) Ball State, 2018 |
| 27 Rice, Ray (RB) Rutgers, 2008-14 | 43 Solwold, Mike (LS) Wisconsin, 2003-04 |
| 5 Richardson, Kyle (P) Arkansas State, 1998-2001 | 96 Spears, Marcus (DE) Louisiana State, 2013 |
| 14 Richardson, Wally (QB) Penn State, 1997-98 | 18 Stallworth, Donté (WR) Tennessee, 2010 |
| 9 Richey, Wade (K) Louisiana State, 2003-04 | 79 Stanley, Ronnie (T) Notre Dame, 2016-18 |
| 69 Rimpf, Brian (G) East Carolina, 2004-06 | 14 St. Pierre, Brian (QB) Boston College, 2005 |
| 30 Robertson, Rob (FB) Northwestern State (LA), 1998 | 11 Stark, Jon (QB) Trinity International, 1996 |
| 61 Robinson, Kareem (DE) Tenn.-Chattanooga, 1998 | 22 Starks, Duane (CB) Miami, 1998-2001 |
| 87 Robinson, Marcus (WR) South Carolina, 2003 | 41 Staten, Ralph (S) Alabama, 1997-98 |
| 69 Rodgers, Stefan (G/T) Lambuth, 2010 | 24 Stewart, Darian (S) South Carolina, 2014 |
| 83 Roe, James (WR) Norfolk State, 1996-98 | 10 Stewart, Kordell (QB) Colorado, 2004-05 |
| 38 Rolle, Jumal (CB) Catawba, 2015-16 | 56 Stills, Gary (LB) West Virginia, 2006-07 |
| 22 Rolle, Samari (CB) Florida State, 2005-09 | 80 Stokley, Brandon (WR) SW Louisiana, 1999-2002, 2013 |
| 38 Ross, Aaron (CB) Texas, 2014 | 39 Stone, Daren (S) Maine, 2008 |
| 40 Ross, Cory (RB) Nebraska, 2006-07 | 3 Stover, Matt (PK) Louisiana Tech, 1996-2008 |
| 10 Ross, Jeremy (WR) California, 2015 | 11 Streeter, Tommy (WR) Miami (FL), 2012 |
| 95 Salave'a, Joe (DT) Arizona, 2003 | 55 Suggs, Terrell (OLB) Arizona State, 2003-18 |
| 36 Sams, B.J. (DB/RS) McNeese State, 2004-07 | 84 Supernaw, Phillip (TE) Ouachita Baptist, 2014 |
| 67 Sanders, Daniel (G/C) Colorado, 2010 | 54 Sutter, Ed (LB) Northwestern, 1996 |
| 37 Sanders, Deion (CB) Florida State, 2004-05 | 70 Swayne, Harry (T) Rutgers, 1999-2000 |
| 81 Sanders, Frank (WR) Auburn, 2003 | 88 Sypniewski, Quinn (TE) Colorado, 2006-09 |
| 42 Sapp, Gerome (S) Notre Dame, 2003, 2006-07 | 63 Szalay, Thatcher (C) Montana, 2005 |
| 80 Savoy, Phil (WR) Colorado, 1998 | 98 Talavou, Kelly (DT) Utah, 2008-10 |
| 48 Scales, Patrick (LS) Utah State, 2014 | 34 Taliaferro, Lorenzo (RB) Coastal Carolina, 2014-16 |
| 8 Schaub, Matt (QB) Virginia, 2015 | 22 Tate, Robert (CB) Cincinnati, 2002 |
| 57 Scott, Bart (LB) Southern Illinois, 2002-08 | 29 Taylor, Chester (RB) Toledo, 2002-05 |
| 34 Scott, Bernard (RB) Abilene Christian, 2013 | 92 Taylor, Leland (DL) Louisville, 1997 |
| 12 Scott, Jaleel (WR) New Mexico State, 2018 | 54 Taylor, Shannon (LB) Virginia, 2001-02 |
| 72 Searcy, Leon (T) Miami (FL), 2001 | 89 Taylor, Travis (WR) Florida, 2000-04 |
| 93 Sears, Corey (DL) Mississippi State, 1996 | 2 Taylor, Tyrod (QB) Virginia Tech, 2011-14 |
| 64 Senat, Greg (T) Wagner, 2018 | 78 Terry, Adam (T) Syracuse, 2005-09 |
| 76 Shakir, Maurquice (G) Middle Tennessee State, 2017 | 12 Testaverde, Vinny (QB) Miami (FL), 1996-97 |
| 82 Sharpe, Shannon (TE) Savannah State, 2000-01 | 96 Thomas, Adalius (DE/LB) So. Mississippi, 2000-06 |
| 55 Sharper, Jamie (LB) Virginia, 1997-2001 | 72 Thomas, Benard (DE) Nebraska, 2005 |
| 68 Shipley, A.Q. (G/C) Penn State, 2013 | 65 Thomas, Jason (G) Hampton, 2001-03 |
| 95 Sieler, Zach (DT) Ferris State, 2018 | 37 Thompson, Bennie (DB) Grambling, 1996-99 |
| 87 Singleton, Nate (WR) Grambling State, 1997 | 33 Thompson, Christian (S) South Carolina State, 2012-13 |
| 65 Siragusa, Nico (G) San Diego State, 2017 | 83 Thompson, Deonte (WR/RS) Florida, 2012-14 |
| 98 Siragusa, Tony (DT) Pittsburgh, 1997-2001 | 16 Thompson, Germany (WR) New Mexico, 2000 |
| 94 Simon, John (OLB) Ohio State, 2013 | 92 Thompson, Zach (OLB) Wake Forest, 2015 |
| 68 Skura, Matt (G/C) Duke, 2017-18 | 43 Toussaint, Fitzgerald (RB) Michigan, 2014 |
| 69 Slaughter, Chad (T) Alcorn State, 2008 | 38 Trapp, James (DB) Clemson, 1999-2002 |

ALL-TIME ROSTER

| | | | | | |
|----|--------------------------|----------------------------------|----|------------------------|------------------------------|
| 28 | Trawick, Brynden (S) | Troy, 2013-15 | 87 | Williams, Maxx (TE) | Minnesota, 2015-18 |
| 9 | Tucker, Justin (K) | Texas, 2012-18 | 23 | Williams, Moe (RB) | Kentucky, 2001 |
| 29 | Turner, Eric (DB) | UCLA, 1996 | 34 | Williams, Ricky (RB) | Texas, 2011 |
| 47 | Turner, De'Lance | Alcorn State, 2018 | 72 | Williams, Sammy (OL) | Oklahoma, 1998-2001 |
| 87 | Turner, Floyd (WR) | Northwestern State (LA), 1996-98 | 56 | Williams, Tim (OLB) | Alabama, 2017-18 |
| 17 | Tyree, David (WR) | Syracuse, 2009 | 63 | Williams, Wally (OL) | Florida A&M, 1996-98 |
| 93 | Tyson, DeAngelo (DE) | Georgia, 2012-14 | 17 | Willis, Matt (WR) | UCLA, 2007 |
| 91 | Upshaw, Courtney (OLB) | Alabama, 2012-15 | 37 | Wilson, Josh (CB) | Maryland, 2010 |
| 96 | Urban, Brent (DE) | Virginia, 2014-18 | 47 | Wilson, Julian (S) | Oklahoma, 2015 |
| 64 | Urschel, John (G/C) | Penn State, 2014-16 | 87 | Wilson, Kris (TE) | Pittsburgh, 2011 |
| 40 | Vaughn, Cassius (CB) | Mississippi, 2015 | 28 | Winborne, Jamaine (DB) | Virginia, 2005-07 |
| 77 | Vickers, Kipp (OL) | Miami, 2000-01 | 59 | Woodfin, Zac (LB) | Ala.-Birmingham, 2005 |
| 80 | Vickers, Lee (TE) | North Alabama, 2007 | 39 | Woodhead, Danny (RB) | Chadron State, 2017 |
| 68 | Vincent, Keydrick (G) | Mississippi, 2005-06 | 26 | Woodson, Rod (CB/S) | Purdue, 1998-2001 |
| 44 | Vinson, Tony (RB) | Towson, 1997-99 | 93 | Wormley, Chris (DE) | Michigan, 2017-18 |
| 33 | Waddell, Reggie (DB) | W. Illinois, 2001 | 81 | Worthy, Cam (WR) | East Carolina, 2015 |
| 71 | Wagner, Rick (T) | Wisconsin, 2013-16 | 2 | Wright, Anthony (QB) | South Carolina, 2002-05 |
| 88 | Wainwright, Frank (TE) | N. Colorado, 1999-2000 | 24 | Wright, Shareece (CB) | Southern California, 2015-16 |
| 79 | Walker, Casey (DT) | Oklahoma, 2014 | 85 | Wynn, Milton (WR) | Washington State, 2002 |
| 41 | Walker, Frank (CB) | Tuskegee, 2008-09 | 73 | Yanda, Marshal (G/T) | Iowa, 2007-18 |
| 25 | Walker, Tray (CB) | Texas Southern, 2015 | 80 | Yarborough, Ryan (WR) | Wyoming, 1997-98 |
| 17 | Wallace, Mike (WR) | Mississippi, 2016-17 | 40 | Young, Kenny (LB) | UCLA, 2018 |
| 84 | Waller, Darren (WR/TE) | Georgia Tech, 2015-16 | 25 | Young, Tavon (CB) | Temple, 2016-18 |
| 38 | Walls, Raymond (CB) | Southern Mississippi, 2003-04 | 15 | Zastudil, Dave (P) | Ohio, 2002-05 |
| 46 | Ward, B.J. (S) | Florida State, 2005 | 28 | Zbikowski, Tom (S) | Notre Dame, 2008-11 |
| 95 | Ward, Chris (DL) | Kentucky, 1997 | 10 | Zeier, Eric (QB) | Georgia, 1996-98 |
| 85 | Ward, Dedric (WR/RS) | Northern Iowa, 2003 | 70 | Zielinski, Matt (DT) | Duke, 2004 |
| 31 | Washington, Fabian (CB) | Nebraska, 2008-10 | 63 | Zitelli, Emmett (C) | Purdue, 1999 |
| 93 | Washington, Keith (DE) | UNLV, 1997-2000 | 53 | Zuttah, Jeremy (C) | Rutgers, 2014-16 |
| 15 | Washington, Kelley (WR) | Tennessee, 2009 | | | |
| 82 | Watson, Benjamin (TE) | Georgia, 2016-17 | | | |
| 98 | Weaver, Anthony (DE) | Notre Dame, 2002-05 | | | |
| 21 | Webb, Lardarius (DB) | Nicholls State, 2009-17 | | | |
| 79 | Webster, Larry (DL) | Maryland, 1996-2001 | | | |
| 32 | Weddle, Eric (S) | Utah, 2016-18 | | | |
| 77 | Wesley, De'Ondre (G/T) | BYU, 2015-16 | | | |
| 28 | West, Terrance (RB) | Towson, 2015-17 | | | |
| 14 | Whalen, Griff (WR) | Stanford, 2017 | | | |
| 12 | Wheelwright, Ernie (WR) | Minnesota, 2008 | | | |
| 30 | White, Jamel (RB) | South Dakota, 2004-05 | | | |
| 14 | White, Tim (WR/RS) | Arizona State, 2017-18 | | | |
| 40 | Whitehead, Jermaine (DB) | Auburn, 2015 | | | |
| 83 | Wilcox, Daniel (TE) | Appalachian State, 2004-08 | | | |
| 54 | Wilkinson, Calvin (LB) | Temple, 2000 | | | |
| 63 | Williams, Bobbie (G) | Arkansas, 2012 | | | |
| 98 | Williams, Brandon (DT) | Missouri Southern State, 2013-18 | | | |
| 80 | Williams, Calvin (WR) | Purdue, 1996 | | | |
| 29 | Williams, Cary (CB) | Washburn, 2009-12 | | | |
| 49 | Williams, Chad (S) | Southern Mississippi, 2002-05 | | | |
| 47 | Williams, Chavis (OLB) | Alabama, 2011 | | | |
| 27 | Williams, Darius (CB) | Alabama-Birmingham, 2018 | | | |
| 87 | Williams, Demetrius (WR) | Oregon, 2006-09 | | | |
| 76 | Williams, Erik (OL) | Central State (OH), 2001 | | | |
| 57 | Williams, Jerroll (LB) | Purdue, 1996 | | | |
| 36 | Williams, John (CB) | Southern, 1997-98 | | | |
| 15 | Williams, LaQuan (WR) | Maryland, 2011-12 | | | |

Note: The all-time alphabetical roster lists the last-known in-season jersey number worn by a player. The roster includes every year a player was on the team, whether active, IR or PUP list. Additionally, if a player was on the Ravens' 53-man roster at any time, he appears. (However, the roster does not include players who solely spent time on the practice squad or in training camp.)

The all-time numerical roster on the following pages lists all of the jersey numbers worn by a Raven. An example would be NT Kelly Gregg, who wore both 73 and 97 jerseys.

ALL-TIME ROSTER BY JERSEY NO.

| | | | | | | |
|----|---------------------|-------|----------------------|-------|---------------------|-------|
| 1 | Cunningham, Randall | QB | Davis, Billy | WR | Brown, Chykie | CB |
| 2 | Bouman, Todd | QB | Givens, Chris | WR | Cason, Antoine | CB |
| | Clausen, Jimmy | QB | Matthews, Chris | WR | Cotton, Kenyon | FB |
| | Taylor, Tyrod | QB | Mellette, Aaron | WR | Jefferson, Tony | S |
| | Wright, Anthony | QB | 14 Anderson, Derek | QB | Hunter, Dameon | RB |
| 3 | Griffin III, Robert | QB | Brown, Marlon | WR | Hunter, Earnest | RB |
| | Stover, Matt | K | Harper, Justin | WR | Lewis, Kendrick | S |
| 4 | Harbaugh, Jim | QB | Hester Sr., Devin | WR/RS | McGahee, Willis | RB |
| | Koch, Sam | P | Richardson, Wally | QB | Williams, Moe | RB |
| 5 | Flacco, Joe | QB | St. Pierre, Brian | QB | Winborne, Jamaine | DB |
| | Lloyd, Rhys | K | Stokley, Brandon | WR | 24 Arrington, Kyle | CB |
| | Richardson, Kyle | P | Whalen, Griff | WR | Brady, Donny | DB |
| 6 | Hauschka, Steve | K | White, Tim | WR/RS | Carr, Brandon | CB |
| | Jenkins, J.R. | K | 15 Armour, Justin | WR | Carter, Dale | CB |
| | Nedney, Joe | K | Campanaro, Michael | WR | Foxworth, Domonique | CB |
| | Otis, Scott | QB | Copper, Terrance | WR | Graham, Corey | CB |
| | White, Tim | WR | Crabtree, Michael | WR | Phillips, Anwar | CB |
| 7 | Boller, Kyle | QB | Horsey, Albert | WR | Pittman, David | CB |
| | Cundiff, Billy | K | Mallett, Ryan | QB | Porter, Alvin | DB |
| | Mallett, Ryan | QB | Washington, Kelley | WR | Stewart, Darian | S |
| | Redman, Chris | QB | Williams, LaQuan | WR | Wright, Shareece | CB |
| | Renner, Bryn | QB | Zastudil, Dave | P | 25 Carr, Chris | CB/RS |
| 8 | Boller, Kyle | QB | 16 Adebeyejo, Quincy | WR | Cook, Emanuel | S |
| | Dilfer, Trent | QB | Britton, Eddie | WR | Jackson, Asa | CB/RS |
| | Elling, Aaron | K | Clay, Kaelin | WR/RS | Jenkins, De'Ron | DB |
| | Finnerty, Cullen | QB | Figurs, Yamon | WR/RS | Love, Clarence | DB |
| | Jackson, Lamar | QB | Mayle, Vince | WR | Oglesby, Evan | CB |
| | Schaub, Matt | QB | Moore, Clarence | WR | Walker, Tray | CB |
| 9 | McNair, Steve | QB | Morgan, Joe | WR | Young, Tavon | CB |
| | Montgomery, Greg | P | Reed, David | WR/RS | Zbikowski, Tom | S |
| | Richey, Wade | K | Thompson, Germany | WR | 26 Canady, Maurice | CB |
| | Tucker, Justin | K | Wynn, Milton | WR | Cook, Emanuel | S |
| 10 | Bulger, Marc | QB | 17 Butler, Jeremy | WR | Elam, Matt | S |
| | Case, Stoney | QB | Doss, Tandon | WR | Fuller, Corey | CB/S |
| | Moore, Chris | WR | Lasley, Jordan | WR | Holmes, Priest | RB |
| | Ross, Jeremy | WR | Maxwell, Marcus | WR | Landry, Dawan | S |
| | Smith, Troy | QB | Tyree, David | WR | Powers, Jerraud | CB |
| | Stewart, Kordell | QB | Wallace, Mike | WR | Woodson, Rod | CB/S |
| | Zeier, Eric | QB | Willis, Matt | WR | 27 Jackson, Asa | CB/RS |
| 11 | Aiken, Kamar | WR | 18 Brown, Curtis | WR | Jones, Cyrus | CB/RS |
| | Blake, Jeff | QB | Grbac, Elvis | QB | Moore, Stevon | S |
| | Darling, Devard | WR | Maclin, Jeremy | WR | Mouton, Cash | CB |
| | Johnson, Patrick | WR | Perriman, Breshad | WR | Price, Sheldon | CB |
| | Nash, Marcus | WR | Stallworth, Donté | WR | Prude, Ronnie | CB |
| | Perriman, Breshad | WR | 19 Mitchell, Scott | QB | Rice, Ray | RB |
| | Smith, Marcus | WR | 20 Herring, Kim | S | Sapp, Gerome | S |
| | Smith, Troy | QB | Reed, Ed | S | West, Terrance | RB |
| | Stark, Jon | QB | 21 Byner, Earnest | RB | Williams, Darius | CB |
| | Stokley, Brandon | WR | Elliott, DeShon | S | 28 Averett, Anthony | CB |
| 12 | Abney, Derek | WR/RS | McAlister, Chris | CB | Baxter, Gary | DB |
| | Banks, Tony | QB | Metcalfe, Eric | RB | Berry, Damien | RB |
| | Beck, John | QB | Webb, Lardarius | CB | McAlister, Chris | CB |
| | Campanaro, Michael | WR | Williams, John | CB | Trawick, Brynden | S |
| | Graham, Shayne | K | 22 Brew, Dorian | DB | West, Terrance | RB |
| | Jones, Jacoby | WR/RS | Carter, Dale | DB | Winborne, Jamaine | DB |
| | Kight, Danny | K | Hamlin, Ken | S | Zbikowski, Tom | S |
| | Scott, Jaleel | WR | Knight, Tom | CB | 29 Allen, Terry | RB |
| | St. Pierre, Brian | QB | Rolle, Samari | CB | Evans, Charles | FB |
| | Testaverde, Vinny | QB | Smith, Jimmy | CB | Forsett, Justin | RB |
| | Waller, Darren | TE/WR | Starks, Duane | CB | Huff, Michael | S |
| | Wheelwright, Ernie | WR | Tate, Robert | CB | Humphrey, Marlon | CB |
| 13 | Brown, John | WR | 23 Baldwin, Randy | RB | Jackson, Asa | CB |

ALL-TIME ROSTER BY JERSEY NO.

| | | | | | | | | |
|----|---------------------|----|----|------------------------|-------|----|-----------------------|-------|
| | Lyons, Lamar | DB | | Waddell, Reggie | DB | | Mitchell, Anthony | DB |
| | Martin, Derrick | CB | | Wright, Shareece | CB | | Neal, Lorenzo | FB |
| | Taylor, Chester | RB | 36 | Booth, Isaac | DB | | Norton, Zach | CB |
| | Turner, Eric | DB | | Clark, Chuck | S | | Potts, Roosevelt | FB |
| | Williams, Cary | CB | | Dowden, Corey | DB | | Ricard, Patrick | FB/DL |
| 30 | Ayanbadejo, Obafemi | FB | | Gorrer, Danny | CB | 43 | Sapp, Gerome | S |
| | Daniel, Eugene | CB | | Leonhard, Jim | S | | Adams, Vashone | S |
| | Daniels, P.J. | RB | | McCann, Bryan | CB | | Hill, Jaylen | CB |
| | Dixon, Kenneth | RB | | Miles, Jeromy | S | | Mostert, Raheem | RB |
| | Magee, Terrence | RB | | Sams, B.J. | DB/RS | | Nakamura, Haruki | S |
| | Miller, Prince | CB | | Williams, John | CB | | Poindexter, Anthony | S |
| | Paschal, Marcus | S | | Young, Tavon | CB | | Solwold, Mike | LS |
| | Pierce, Bernard | RB | 37 | Allen, Javorius | RB | 44 | Toussaint, Fitzgerald | RB |
| | Robertson, Rob | FB | | Considine, Sean | S | | Brookins, Jason | RB |
| | White, Jamel | RB | | Fitzhugh, Keith | S | | Gaston, Willie | CB |
| 31 | Brooks, Terrence | S | | Gorrer, Danny | CB | | Juszczyk, Kyle | FB |
| | Brown, Omar | S | | Lake, Carnell | S | | Leach, Vonta | FB |
| | Daniel, Robertson | DB | | McCann, Bryan | CB/RS | | Vinson, Tony | RB |
| | Jones, Rondell | S | | McClain, Le'Ron | FB | | Wilcox, Daniel | TE |
| | Lewis, Jamal | RB | | Sanders, Deion | CB | 45 | Beyer, Brennen | OLB |
| | Lewis-Harris, Chris | CB | | Thompson, Bennie | DB | | Brightful, Lamont | RS |
| | Pollard, Bernard | S | | Waddell, Reggie | DB | | Harris, Corey | S |
| | Rainey, Bobby | RB | | Wilson, Josh | CB | 46 | Cox, Morgan | LS |
| | Washington, Fabian | CB | 38 | Ali, Charles | FB | | Ward, B.J. | S |
| 32 | Gash, Sam | FB | | Anderson, Mike | RB | 47 | Brown, Ricky | LB |
| | Ihedigbo, James | S | | Brown, Omar | S | | Demps, Will | S |
| | Lawrence, Matt | RB | | Butler, Robb | DB | | Hunter, Javin | WR/CB |
| | Price, Sheldon | CB | | Draughn, Shaun | RB | | Jones, John | TE |
| | Rhett, Errict | RB | | Franks, Dominique | CB | | Kuhn, Scott | TE |
| | Smith, Musa | RB | | Jean-Baptiste, Stanley | CB | | McDermott, Kevin | LS |
| | Weddle, Eric | S | | Langford, Jeremy | RB | | Turner, De'Lance | RB |
| 33 | Elam, Matt | S | | Langham, Antonio | DB | | Williams, Chavis | OLB |
| | Green, Justin | FB | | McKie, Jason | FB | 48 | Wilson, Julian | S |
| | Hill III, Will | S | | Melvin, Rashaan | CB | | Collins, Ryan | TE |
| | Hoard, Leroy | RB | | Parmeale, Jalen | RB | | Edison, Pedro | TE |
| | Holmes, Priest | RB | | Rolle, Jumal | CB | | Ford, Chase | TE |
| | Hughley, Delvin | CB | | Ross, Aaron | CB | | Gooden, Tavares | LB |
| | McClain, Le'Ron | FB | | Trapp, James | DB | | Hartley, Frank | TE |
| | McCrae, Tony | CB | | Walls, Raymond | CB | | Johnson, Tim | LB |
| | Morris, Byron "Bam" | RB | 39 | Canady, Maurice | CB | | Jones, Edgar | LB/TE |
| | Morrow, Harold | FB | | Davis, Will | CB | | McClain, Jameel | LB |
| | Thompson, Christian | S | | Jacobs, Tramain | CB | | Onwuasor, Patrick | LB |
| | Waddell, Reggie | DB | | Johnson, Chris | CB | | Purnell, Lovett | TE |
| 34 | Collins, Alex | RB | | Luchey, Nick | FB | | Scales, Patrick | LS |
| | Graham, Jay | RB | | Ricard, Alan | FB | | Williams, Chad | S |
| | Knight, Tom | CB | | Stone, Daren | S | 49 | Board, Chris | LB |
| | Mughelli, Ovie | FB | | Woodhead, Danny | RB | | Bryant, D.J. | OLB |
| | Parmeale, Jalen | RB | 40 | Cotton, Kenyon | FB | | Lockett, Cavellis | LB |
| | Rainey, Bobby | RB | | Daniel, Robertson | CB | 50 | Barnes, Antwan | LB |
| | Ross, Cory | RB | | Edison, Pedro | TE | | Goganius, Keith | LB |
| | Scott, Bernard | RB | | Gerard, K.J. | S | | Jackson, Brad | LB |
| | Taliaferro, Lorenzo | RB | | Juszczyk, Kyle | FB | | Johnson, Tim | LB |
| | Williams, John | CB | | Ross, Cory | RB | | Lopez, Nicholas | LB |
| | Williams, Ricky | RB | | Vaughn, Cassius | CB | | McClellan, Albert | LB |
| 35 | Allen, Anthony | RB | | Whitehead, Jermaine | CB | | Polley, Tommy | LB |
| | Arrington, Kyle | CB | | Young, Kenny | LB | 51 | Ayanbadejo, Brendon | LB |
| | Bailey, Robert | DB | 41 | Levine Sr., Anthony | DB/LB | | Brown, Cornell | LB |
| | Boykin, Brandon | CB | | Staten, Ralph | S | | Correa, Kamalei | LB |
| | Edwards, Gus | RB | | Walker, Frank | CB | | Croel, Mike | LB |
| | Gardner, Carwell | FB | 42 | Brew, Dorian | DB | | Harris, Bernardo | LB |
| | Ivy, Corey | CB | | Greenwood, Chris | CB | | Smith, Daryl | LB |
| | Love, Clarence | DB | | Huff, Marqueston | S | | Smith, Mike | LB |

ALL-TIME ROSTER BY JERSEY NO.

| | | | | | | | | |
|----|--------------------|-------|----------------|---------------------|-----|-----------------|---------------------|-------|
| 52 | Lewis, Ray | LB | Mitchell, Jeff | C | 70 | Arvie, Herman | OL | |
| 53 | Bradley, Bam | LB | Monroe, Eugene | T | | Bergstrom, Tony | G/T | |
| | Cody, Dan | LB/DE | 61 | Bowanko, Luke | C/G | Donnal, Andrew | G/T | |
| | Daniels, Dexter | LB | | Elmore, John | OL | Harewood, Ramon | G/T | |
| | McClain, Jameel | LB | | Everitt, Steve | C | Houser, Kevin | LS | |
| | Peters, Tyrell | LB | | Gibson, Gary | DT | Katula, Matt | LS | |
| | Slaughter, T.J. | LB | | Grasu, Hroniss | G | Nugent, Dave | DT | |
| | Zuttah, Jeremy | C | | Jones, Arthur | DT | Swayne, Harry | T | |
| 54 | Bowser, Tyus | OLB | | Lindsay, Everett | OL | Zielinski, Matt | DT | |
| | Burgess, Prescott | LB | | Rabach, Casey | C/G | 71 | Eluemunor, Jermaine | G/T |
| | Green, Roderick | LB | | Robinson, Kareem | DE | | Folau, Spencer | T |
| | Hamilton, Adrian | OLB | 62 | Cody, Terrence | DT | | Gaither, Jared | T |
| | James, Robert | LB | | Ducasse, Vladimir | G | | Wagner, Rick | T |
| | Johnson, Tim | LB | | Flynn, Mike | C | 72 | Cook, Damion | T |
| | McCloud, Tyrus | LB | | Goeas, Leo | OL | | Dafney, Bernard | OL |
| | Orr, Zachary | LB | | Hale, David | G/T | | Ellison, Atiyah | DT |
| | Sutter, Ed | LB | | Johnson, Kaleb | G | | Lewis, Alex | G/T |
| | Taylor, Shannon | LB | 63 | Cody, Terrence | DT | | Mattison, Bryan | DL/OL |
| | Wilkinson, Calvin | LB | | Collins, Mike | G | | Osemele, Kelechi | G/T |
| 55 | Clark, Sedric | LB | | Ndukwe, Ikechuku | G | | Parker, J'vonne | DT |
| | Johnson, J.R. | LB | | Szalay, Thatcher | C | | Searcy, Leon | T |
| | Sharper, Jamie | LB | | Williams, Bobbie | G | | Thomas, Benard | DE |
| | Suggs, Terrell | OLB | | Williams, Wally | OL | | Williams, Sammy | OL |
| 56 | Babin, Jason | OLB | 64 | Zitelli, Emmett | C | 73 | Goad, Tim | DT |
| | Bynes, Josh | LB | | Cousins, Oniel | G/T | | Gregg, Kelly | DT |
| | Caldwell, Mike | LB | | Isaia, Sale | G | | Yanda, Marshal | G/T |
| | Carter, Chris | OLB | | Mulitalo, Edwin | G | 74 | Atkins, James | OL |
| | Davis, Anthony | LB | | Senat, Greg | T | | Bobo, Orlando | OL |
| | Gooden, Tavares | LB | | Urschel, John | G/C | | Hurst, James | T |
| | Haley, Dennis | LB | 65 | Cavil, Ben | OL | | Kracalik, Mike | T |
| | Hartwell, Edgerton | LB | | Caylor, Drew | OL | | Oher, Michael | T |
| | Jones, Edgar | OLB | | Chester, Chris | C/G | | Webster, Larry | DT |
| | Means, Steven | DE | | Gurode, Andre | G/C | | Williams, Larry | DT |
| | Nelson, Jim | LB | | Siragusa, Nico | G | 75 | Ogden, Jonathan | T |
| | Olsavsky, Jerry | LB | | Thomas, Jason | G | 76 | Bernstein, Alex | OL |
| | Stills, Gary | LB | 66 | Anderson, Bennie | OL | | Gordon, Amon | DT |
| | Williams, Tim | OLB | | Bolling, Nate | DT | | Hale, David | G/T |
| 57 | Brigance, O.J. | LB | | Gradkowski, Gino | C | | Johnson, Jarret | OLB |
| | Kopp, Jeff | LB | | Grubbs, Ben | G | | Powell, Carl | DE |
| | Mosley, C.J. | LB | | Hellestrae, Dale | LS | | Reid, Jah | G/T |
| | Scott, Bart | LB | | Hudson, John | LS | | Robinson, Kareem | DE |
| | Williams, Jerroll | LB | | Jensen, Ryan | G/C | | Shakir, Maurquice | G |
| 58 | Boulware, Peter | OLB | | Jones, Tony | T | | Williams, Erik | OL |
| | Dumervil, Elvis | OLB | 67 | Boren, Justin | G/C | 77 | Birk, Matt | C |
| | Freeny, Jonathan | LB | | Guy, Lawrence | DE | | Bozeman, Bradley | G/C |
| | Haley, Dennis | LB | | Hernandez, Adam | OL | | Brooks, Ethan | T |
| | Johnson, Steven | LB | | Lewis-Moore, Kapron | DE | | Brown, Orlando | T |
| | McAdoo, Michael | OLB | | Nembot, Stephane | T | | Howard, Austin | T |
| | McCune, Robert | LB | | Neujahr, Quentin | C | | Jensen, Ryan | OL |
| | Phillips, Jason | LB | | Rackley, Will | G | | Reitz, Joe | T |
| 59 | Brown, Arthur | LB | | Sanders, Daniel | G/C | | Vickers, Kipp | OL |
| | Ellerbe, Dannell | LB | 68 | Bilukidi, Christo | DT | | Wesley, De'Ondre | G/T |
| | Greisen, Nick | LB | | McKinney, Brandon | DT | 78 | Brown, Orlando | T |
| | Louis, Lamar | LB | | Shiple, A.Q. | G/C | | Brown Jr., Orlando | T |
| | Maese, Joe | LS | | Skura, Matt | G/C | | Fitzpatrick, Larry | DT |
| | Payne, Rod | C | | Vincent, Keydrick | G | | Footman, Dan | DL |
| | Powell, Craig | LB | 69 | Blackshear, Jeff | G | | McKinnie, Bryant | T |
| | Woodfin, Zac | LB | | Franklin, Aubrayo | DT | | Pierce, Michael | DT |
| 60 | Brown, Jason | G/C | | Henry, Willie | DT | | Terry, Adam | T |
| | DeVries, Jed | OL | | Rimpf, Brian | G | | Williams, Sammy | OL |
| | Kooistra, Scott | OL | | Rodgers, Stefan | T | 79 | Anderson, Willie | T |
| | Kublanow, Brandon | C | | Slaughter, Chad | T | | LeVoi, Mark | G/T |

ALL-TIME ROSTER BY JERSEY NO.

| | | | |
|----|----------------------------------|------------------------------------|----------------------------------|
| | Moll, TonyG/T | Lewis, Jermaine WR/KR | Fortune, Elliott DL |
| | Pashos, Tony T | Matthews, Chris WR | Franklin, Aubrayo DT |
| | Reynolds, Micajah DT | Moore, Clarence WR | Jones, Edgar TE/LB |
| | Stanley, Ronnie T | Purnell, Lovett TE | Judon, Matthew OLB |
| | Walker, Casey DT | Savoy, Phil WR | McKinney, Brandon DT |
| 80 | Webster, Larry DL | Supernaw, Phillip TE | Parker, Riddick DE |
| | Bannister, Alex WR | Waller, Darren WR/TE | Upshaw, Courtney OLB |
| | Bishop, Harold TE | Williams, Calvin WR | 92 Chase, Martin DT |
| | Curtis, Tony TE | Wynn, Milton WR | Kaufusi, Bronson DE |
| | Dickson, Ed TE | Yarborough, Ryan WR | Lyle, Rick DL |
| | Drew, Davon TE | 85 Burrough, Jonathan TE | Ngata, Haloti DT |
| | Gillmore, Crockett TE | DeLong, Greg HB | Taylor, Leland DL |
| | Hymes, Randy WR | Ethridge, Ray WR | Thompson, Zach OLB |
| | Purnell, Lovett TE | Gordon, Richard TE | 93 Edwards, Dwan DE |
| | Sanders, Frank WR | Green, Eric TE | Guy, Lawrence DE |
| | Savoy, Phil WR | Johnson, Kevin WR | Redding, Cory DE |
| | Stokley, Brandon WR | Johnson, Patrick WR | Sears, Corey DL |
| | Vickers, Lee TE | Jones, John TE | Tyson, DeAngelo DE |
| | Williams, Calvin WR | Mason, Derrick WR | Washington, Keith DE |
| | Yarborough, Ryan WR | Reisner, Allen TE | Wormley, Chris DE |
| 81 | Boldin, Anquan WR | 86 Bajema, Billy TE | 94 Bannan, Justin DT |
| | Clay, Kaelin WR | Boyle, Nick TE | Davis, Carl DT |
| | Coates, Ben TE | Davis, Billy WR | Douglas, Marques DL |
| | Daniels, Owen TE | DeLong, Greg HB | Frederick, Mike DL |
| | Darling, Devard WR | Ethridge, Ray WR | Kindle, Sergio OLB |
| | Escobar, Gavin TE | Green, Eric TE | Simon, John OLB |
| | Hambrick, Kenyon WR | Heap, Todd TE | Zielinski, Matt DT |
| | Hurst, Hayden TE | Reuland, Konrad TE | 95 Adams, Sam DT |
| | Hymes, Randy WR | 87 Clark, Dallas TE | Frase, Paul DE |
| | Jackson, Michael WR | Dinkins, Darnell TE | Green, Howard DT |
| | Moore, Clarence WR | Ismail, Qadry WR | Hall, Bryan DT |
| | Pierce, Aaron TE | Ogden, Jeff WR | Hamilton, Adrian OLB |
| | Reynolds, Keenan WR/RS | Robinson, Marcus WR | Johnson, Jarret OLB |
| | Smith, Marcus WR | Singleton, Nate WR | Lewis-Moore, Kapron DE |
| | Worthy, Cam WR | Turner, Floyd WR | Nugent, Dave DE |
| 82 | Alexander, Derrick WR | Williams, Demetrius WR | Salave'a, Joe DT |
| | Boyle, Nick TE | Williams, Maxx TE | Sieler, Zach DT |
| | Harper, Justin WR | Wilson, Kris TE | Ward, Chris DL |
| | Jones, Terry TE | 88 Armour, Justin WR | 96 Divens, Lamar DT |
| | LeBel, Harper TE | Jones, John TE | Kemoeatu, Ma'ake NT |
| | Nordin, Jake TE | Kinchen, Brian TE | Smith, Fernando DE |
| | Sanders, Frank WR | Mayle, Vince TE/WR | Spears, Marcus DE |
| | Sharpe, Shannon TE | Montgomery, Ty RB/WR | Thomas, Adalius DE/LB |
| | Smith, L.J. TE | Pitta, Dennis TE | Urban, Brent DE |
| | Smith, Torrey WR | Smith, Trent TE | 97 Frase, Paul DE |
| | Wainwright, Frank TE | Sypniewski, Quinn TE | Gregg, Kelly DT |
| | Watson, Benjamin TE | Turner, Floyd WR | Jernigan, Timmy DT |
| 83 | Brown, Daniel WR/TE | Wainwright, Frank TE | Jones, Arthur DE |
| | Dickson, Ed TE | 89 Andrews, Mark TE | Jones, James DL |
| | Drew, Davon TE | Bishop, Harold TE | Missouri, Dwayne DE |
| | Evans, Lee WR | Clayton, Mark WR | Pierce, Michael DT |
| | Johnson, Patrick WR | Ofodile, A.J. TE | 98 McBean, Ryan DT |
| | Johnson, Ron WR | Smith Sr., Steve WR | Pleasant, Anthony DE |
| | Snead IV, Willie WR | Taylor, Travis WR | Siragusa, Tony DT |
| | Roe, James WR | Williams, Calvin WR | Talavou, Kelly DT |
| | Thompson, Deonte WR/RS | 90 Brown, Cornell LB | Weaver, Anthony DE |
| | Wilcox, Daniel TE | Burnett, Rob DE | Williams, Brandon DT |
| 84 | Dickson, Ed TE | McPhee, Pernell DE | 99 Canty, Chris DE |
| | Grant, Janarion WR/RS | Pryce, Trevor DE | Jernigan, Timmy DT |
| | Houshmandzadeh, T.J. WR | Smith, Za'Darius OLB | Judon, Matthew OLB |
| | Hunter, Javin WR/CB | 91 Dalton, Lionel DT | Kruger, Paul OLB/DE |
| | Jones, Edgar LB/TE | Douglas, Marques DT | McCrary, Michael DE |

ALL-TIME DRAFTS

1996

| Rd. | Pk. | Pos. | Player | College |
|-----|-----|------|----------------|---------------|
| 1a | 4 | G/T | Jonathan Ogden | UCLA |
| 1b | 26 | LB | Ray Lewis | Miami |
| 2b | 55 | CB | DeRon Jenkins | Tennessee |
| 5b | 153 | WR | Jermaine Lewis | Maryland |
| 6a | 172 | LB | Dexter Daniels | Florida |
| 6b | 186 | WR | James Roe | Norfolk State |
| 7b | 238 | QB | Jon Stark | Trinity Intl. |

Obtained second 1st-round choice (26) from SF along with 49ers 1995 1st-, 3rd- and 4th- (from KC) round picks for Cle. 1995 1st-round pick (obtained from Atl. for RB Eric Metcalf and Cle. original 1995 1st-round pick). First 2nd-round choice (35) was traded to TB for TE Harold Bishop. Obtained second 2nd-round choice (55) from Den. for 1996 3rd-, 4th- and 7th-round picks. First 5th-round choice (136) was traded to NO for DB Reginald Jones. Obtained second 5th-round pick (153) from Atl. for G Gene Williams. Third 5th-round choice (157) obtained from Phi. to Dal. for 1997 4th-round pick. Obtained second 6th-round choice (186) from Jax. (supplemental) along with Jaguars 1995 5th-round pick for Cle. 1995 4th-round pick. Obtained second 7th-round choice (238) from Phi. for DL Ronnie Dixon.

1997

| Rd. | Pk. | Pos. | Player | College |
|-----|-----|------|-------------------|---------------|
| 1 | 4 | LB | Peter Boulware | Florida State |
| 2a | 34 | LB | Jamie Sharper | Virginia |
| 2b | 58 | S | Kim Herring | Penn State |
| 3 | 64 | RB | Jay Graham | Tennessee |
| 4b | 118 | LB | Tyrus McCloud | Louisville |
| 5 | 134 | C | Jeff Mitchell | Florida |
| 6a | 167 | FB | Steve Lee | Indiana |
| 6b | 194 | LB | Cornell Brown* | Virginia Tech |
| 7a | 205 | DE | Chris Ward | Kentucky |
| 7b | 234 | QB | Wally Richardson* | Penn State |
| 7c | 236 | S | Ralph Staten* | Alabama |
| 7d | 238 | DT | Leland Taylor* | Louisville |

Obtained second 2nd-round choice (58) from Den. for T Tony Jones. First 4th-round choice (100) was traded to Atl. through Sea. for G Jeff Blackshear. Obtained second 4th-round pick from Dal. for 1996 5th-round pick (obtained from Phi.).

1998

| Rd. | Pk. | Pos. | Player | College |
|-----|-----|------|-----------------|--------------|
| 1 | 10 | CB | Duane Starks | Miami |
| 2 | 42 | WR | Patrick Johnson | Oregon |
| 5a | 124 | DT | Martin Chase | Oklahoma |
| 5b | 133 | S | Ryan Sutter | Colorado |
| 6a | 154 | LB | Ron Rogers | Georgia Tech |
| 6b | 164 | T | Sammy Williams | Oklahoma |
| 7b | 241 | TE | Cam Quayle* | Weber State |

Traded 3rd-round choice (71) along with 1998 4th-round pick (93) to Ind. for QB Jim Harbaugh and Colts 1998 4th-round pick. Traded first 4th-round choice (from Ind.) to Ind. for 1998 4th-, 5th- and 6th-round picks. Traded second 4th-round pick (104) to TB for 1999 3rd-round pick. Traded first 7th-round choice (199) to Atl. through Pit. for OL Bernard Dafney.

* Compensatory Pick

1999

| Rd. | Pk. | Pos. | Player | College |
|-----|-----|------|--------------------|--------------|
| 1 | 10 | CB | Chris McAlister | Arizona |
| 4a | 105 | WR | Brandon Stokley | SW Louisiana |
| 4b | 129 | G | Edwin Mulitalo* | Arizona |
| 7 | 216 | S | Anthony Poindexter | Virginia |

Traded 2nd-round choice (42) to Atl. for Atl. 2000 1st-round pick. Traded 3rd-round pick (72) to Det. along with cond. 2000 5th-round pick for QB Scott Mitchell. Traded 5th-round choice (145) to STL along with 2000 7th-round pick for QB Tony Banks. Traded first 6th-round choice (180) to NE for TE Lovett Purnell. Traded second 6th-round choice (185, from Ind.) to Min. for OL Everett Lindsay.

2000

| Rd. | Pk. | Pos. | Player | College |
|-----|-----|------|-----------------|-----------------|
| 1a | 5 | RB | Jamal Lewis | Tennessee |
| 1b | 10 | WR | Travis Taylor | Florida |
| 3 | 75 | QB | Chris Redman | Louisville |
| 5 | 148 | OL | Richard Mercier | Miami |
| 6a | 186 | DE | Adalius Thomas | So. Mississippi |
| 6b | 191 | DT | Cedric Woodard | Texas |

Acquired first 1st-round pick (5) from Atl. for a 1999 2nd-round choice.

2001

| Rd. | Pk. | Pos. | Player | College |
|-----|-----|------|-------------------|----------------|
| 1 | 31 | TE | Todd Heap | Arizona State |
| 2 | 62 | DB | Gary Baxter | Baylor |
| 3 | 92 | C/G | Casey Rabach | Wisconsin |
| 4 | 126 | LB | Edgerton Hartwell | W. Illinois |
| 5 | 161 | RB | Chris Barnes | New Mexico St. |
| 6 | 194 | LS | Joe Maese | New Mexico |
| 7 | 231 | DE | Dwayne Missouri | Northwestern |

2002

| Rd. | Pk. | Pos. | Player | College |
|-----|-----|------|------------------|-------------------|
| 1 | 24 | S | Ed Reed | Miami |
| 2 | 52 | DE | Anthony Weaver | Notre Dame |
| 4a | 112 | P | Dave Zastudil | Ohio |
| 4b | 123 | WR | Ron Johnson | Minnesota |
| 5 | 155 | TE | Terry Jones | Alabama |
| 6a | 195 | DB | Lamont Brightful | E. Washington |
| 6b | 206 | WR | Javin Hunter* | Notre Dame |
| 6c | 207 | RB | Chester Taylor* | Toledo |
| 6d | 209 | S | Chad Williams* | So. Mississippi |
| 7 | 236 | QB | Wes Pate | Stephen F. Austin |

Traded 3rd-round choice (96) to Den. for 4th- (112) and 5th-round (155) picks (Bal. traded its 5th [159] to Was. to draft Weaver).



ALL-TIME DRAFTS

2003

| Rd. | Pk. | Pos. | Player | College |
|-----|-----|------|-------------------|-----------------|
| 1a | 10 | LB | Terrell Suggs | Arizona State |
| 1b | 19 | QB | Kyle Boller | California |
| 3 | 77 | RB | Musa Smith | Georgia |
| 4a | 109 | LB | Jarret Johnson | Alabama |
| 4b | 134 | FB | Ovie Mughelli* | Wake Forest |
| 5a | 146 | DT | Aubrayo Franklin | Tennessee |
| 5b | 173 | T | Tony Pashos* | Illinois |
| 6 | 182 | S | Gerome Sapp | Notre Dame |
| 7a | 223 | TE | Trent Smith | Oklahoma |
| 7b | 250 | C | Mike Mabry* | Central Florida |
| 7c | 258 | S | Antwoine Sanders* | Utah |

Traded 2nd-round choice (41) to NE with 2004 1st-round pick for NE's 1st-round pick (19/Boller).

2004

| Rd. | Pk. | Pos. | Player | College |
|-----|-----|------|-----------------|-------------------|
| 2 | 51 | DT | Dwan Edwards | Oregon State |
| 3 | 82 | WR | Devard Darling | Washington St. |
| 5 | 153 | OLB | Roderick Green | Gen. Missouri St. |
| 6a | 187 | QB | Josh Harris | Bowling Green |
| 6b | 199 | WR | Clarence Moore* | N. Arizona |
| 7a | 244 | WR | Derek Abney* | Kentucky |
| 7b | 246 | G | Brian Rimpf* | East Carolina |

Traded 1st-round pick to NE for Pats' 2003 1st-round selection (19) to draft QB Kyle Boller. Traded 4th-round pick (120) to Jax. for WR Kevin Johnson.

2005

| Rd. | Pk. | Pos. | Player | College |
|-----|-----|------|-----------------|----------------|
| 1 | 22 | WR | Mark Clayton | Oklahoma |
| 2a | 53 | OLB | Dan Cody | Oklahoma |
| 2b | 64 | T | Adam Terry | Syracuse |
| 4 | 124 | G/C | Jason Brown | North Carolina |
| 5 | 158 | FB | Justin Green | Montana |
| 6 | 213 | QB | Derek Anderson* | Oregon State |
| 7 | 234 | LB | Mike Smith | Texas Tech |

Obtained second 2nd-round choice (64) from NE in exchange for Ravens 3rd- (84) and 6th-round (195) picks in 2005 and a 3rd-round selection in 2006.

2006

| Rd. | Pk. | Pos. | Player | College |
|-----|-----|-------|--------------------|--------------|
| 1 | 12 | DT | Haloti Ngata | Oregon |
| 2 | 56 | C/G | Chris Chester | Oklahoma |
| 3 | 87 | CB | David Pittman | NW State |
| 4a | 111 | WR | Demetrius Williams | Oregon |
| 4b | 132 | RB | P.J. Daniels* | Georgia Tech |
| 5a | 146 | S | Dawan Landry | Georgia Tech |
| 5b | 166 | TE | Quinn Sypniewski* | Colorado |
| 6a | 203 | P | Sam Koch* | Nebraska |
| 6b | 208 | CB | Derrick Martin* | Wyoming |
| 7 | 219 | LB/DE | Ryan LaCasse | Syracuse |

Obtained 1st-round choice (12) from Cle. for Baltimore's 1st-round (13) and 6th-round (181) picks. Obtained 2nd-round (56) and 3rd-round (87) choices from the N.Y. Giants for the Ravens' 2nd-round pick (44).

2007

| Rd. | Pk. | Pos. | Player | College |
|-----|-----|------|-------------------|---------------|
| 1 | 29 | G | Ben Grubbs | Auburn |
| 3a | 74 | WR | Yamon Figurs | Kansas State |
| 3b | 86 | G/T | Marshal Yanda | Iowa |
| 4a | 134 | OLB | Antwan Barnes* | Florida Intl. |
| 4b | 137 | FB | Le'Ron McClain* | Alabama |
| 5 | 174 | QB | Troy Smith* | Ohio State |
| 6 | 207 | ILB | Prescott Burgess* | Michigan |

Obtained first 3rd-round pick (74) and a 4th-round choice (101) from Det. for the Ravens' 2nd-round (61) pick. Acquired second 3rd-round choice (86) from Jax. for 4th-round (101), 5th-round (166) and 6th-round (203) picks.

2008

| Rd. | Pk. | Pos. | Player | College |
|-----|-----|------|------------------|---------------|
| 1 | 18 | QB | Joe Flacco | Delaware |
| 2 | 55 | RB | Ray Rice | Rutgers |
| 3a | 71 | ILB | Tavares Gooden | Miami |
| 3b | 86 | S | Tom Zbikowski | Notre Dame |
| 3c | 99 | T | Oniel Cousins* | UTEP |
| 4a | 106 | WR | Marcus Smith | New Mexico |
| 4b | 133 | G/T | David Hale* | Weber State |
| 6 | 206 | S | Haruki Nakamura* | Cincinnati |
| 7a | 215 | WR | Justin Harper | Virginia Tech |
| 7b | 240 | RB | Allen Patrick* | Oklahoma |

Obtained 1st-round (18) choice from Houston for the Ravens' 1st-round (26) and 3rd-round (89) picks that Baltimore received from Jacksonville, plus the Ravens' 6th-round (173) choice. Baltimore began the day with the 8th-overall pick and traded it to Jacksonville for the Jaguars' 1st-round (26), both 3rd-round (71 and 89) and 4th-round (125) selections. Obtained 2nd-round (55) choice from Seattle for the Ravens' 2nd-round (38) pick. Acquired second 3rd-round (86) choice, along with 2nd-round pick (Rice, 55) from Seattle for the Ravens' 2nd-round (38) pick. Traded 4th-round (125) choice to Oakland for CB Fabian Washington.

Note: In 2007, the Ravens used a 5th-round pick in the July Supplemental Draft to tab T Jared Gaither.

2009

| Rd. | Pk. | Pos. | Player | College |
|-----|-----|-------|----------------|----------------|
| 1 | 23 | T | Michael Oher | Mississippi |
| 2 | 57 | LB/DE | Paul Kruger | Utah |
| 3 | 88 | DB | Lardarius Webb | Nicholls State |
| 5a | 137 | LB | Jason Phillips | TCU |
| 5b | 149 | TE | Davon Drew | East Carolina |
| 6 | 185 | RB | Cedric Peerman | Virginia |

Obtained 1st-round choice (23) from NE for the Ravens' 1st-round (26) and 5th-round (162) picks. Acquired two 5th-round choices (137 and 141) from NE for the Ravens' 4th-round (123) pick. Obtained 5th-round (149) and 6th-round (185) choices from Denver for the 5th-round (141) pick.

* Compensatory Pick

ALL-TIME DRAFTS

2010

| Rd. | Pk. | Pos. | Player | College |
|-----|-----|------|----------------|-----------|
| 2a | 43 | LB | Sergio Kindle | Texas |
| 2b | 57 | DT | Terrence Cody | Alabama |
| 3 | 70 | TE | Ed Dickson | Oregon |
| 4 | 114 | TE | Dennis Pitta | BYU |
| 5a | 156 | WR | David Reed | Utah |
| 5b | 157 | DT | Arthur Jones | Syracuse |
| 6 | 194 | T | Ramon Harewood | Morehouse |

Acquired first 2nd-round (43), 3rd-round (70) and 4th-round (114) choices from Den. for the Ravens' 1st-round (25) pick. Traded original 3rd-round (88) and 4th-round (123) choices to Ari. for WR Anquan Boldin and a 5th-round pick (157).

2011

| Rd. | Pk. | Pos. | Player | College |
|-----|-----|------|-----------------|-----------------|
| 1 | 27 | CB | Jimmy Smith | Colorado |
| 2 | 58 | WR | Torrey Smith | Maryland |
| 3 | 85 | T | Jah Reid | Central Florida |
| 4 | 123 | WR | Tandon Doss | Indiana |
| 5a | 164 | CB | Chykie Brown* | Texas |
| 5b | 165 | DE | Pernell McPhee* | Mississippi St. |
| 6 | 180 | QB | Tyrod Taylor | Virginia Tech |
| 7 | 225 | RB | Anthony Allen | Georgia Tech |

Traded 3rd-round pick (90) and a 6th-round pick (191) to Phi. in exchange for Eagles' 85th selection to acquire Reid.

2012

| Rd. | Pk. | Pos. | Player | College |
|-----|-----|-------|---------------------|--------------------|
| 2a | 35 | OLB | Courtney Upshaw | Alabama |
| 2b | 60 | G/T | Kelechi Osemele | Iowa State |
| 3 | 84 | RB | Bernard Pierce | Temple |
| 4a | 98 | G/C | Gino Gradkowski | Delaware |
| 4b | 130 | S | Christian Thompson* | South Carolina St. |
| 5 | 169 | CB/RS | Asa Jackson* | Cal Poly |
| 6 | 198 | WR | Tommy Streeter | Miami |
| 7 | 236 | DE | DeAngelo Tyson | Georgia |

Obtained 2nd-round pick (35) and 4th-round choice (98) in a trade with Min. in exchange for the Ravens' 1st-round (29) selection. Obtained the 84th-overall pick in a trade with Atl. for the Ravens' 3rd-round (91) and 5th-round (164) selections.

2013

| Rd. | Pk. | Pos. | Player | College |
|-----|-----|------|--------------------|-----------------------|
| 1 | 32 | S | Matt Elam | Florida |
| 2 | 56 | LB | Arthur Brown | Kansas State |
| 3 | 94 | DT | Brandon Williams | Missouri Southern St. |
| 4a | 129 | OLB | John Simon | Ohio State |
| 4b | 130 | FB | Kyle Juszczyk* | Harvard |
| 5 | 168 | G/T | Rick Wagner* | Wisconsin |
| 6a | 200 | DE | Kapron Lewis-Moore | Notre Dame |
| 6b | 203 | C | Ryan Jensen* | Colorado St.-Pueblo |
| 7a | 238 | WR | Aaron Mellette | Elon |
| 7b | 247 | CB | Marc Anthony* | California |

Obtained 56th pick in a trade with Seattle for the Ravens' 2nd-round pick (62nd), 5th-round choice (165th) and 6th-round selection (199th).

2014

| Rd. | Pk. | Pos. | Player | College |
|-----|-----|-------|---------------------|------------------|
| 1 | 17 | LB | C.J. Mosley | Alabama |
| 2 | 48 | DT | Timmy Jernigan | Florida State |
| 3a | 79 | S | Terrence Brooks | Florida State |
| 3b | 99 | TE | Crockett Gillmore* | Colorado State |
| 4a | 134 | DE | Brent Urban* | Virginia |
| 4b | 138 | RB | Lorenzo Taliaferro* | Coastal Carolina |
| 5 | 175 | G/C | John Urschel* | Penn State |
| 6 | 194 | QB | Keith Wenning | Ball State |
| 7 | 218 | WR/RS | Michael Campanaro | Wake Forest |

Acquired 218th pick from Cle. in exchange for a 2015 draft choice.

2015

| Rd. | Pk. | Pos. | Player | College |
|-----|-----|------|-----------------------|-----------------|
| 1 | 26 | WR | Breshad Perriman | Central Florida |
| 2 | 55 | TE | Maxx Williams | Minnesota |
| 3 | 90 | DT | Carl Davis | Iowa |
| 4a | 122 | OLB | Za'Darius Smith | Kentucky |
| 4b | 125 | RB | Javorius "Buck" Allen | Southern Cal |
| 4c | 136 | CB | Tray Walker* | Texas Southern |
| 5a | 171 | TE | Nick Boyle* | Delaware |
| 5b | 176 | G | Robert Myers* | Tennessee State |
| 6 | 204 | WR | Darren Waller | Georgia Tech |

Acquired 55th choice from Arizona in exchange for the Ravens' 58th (second round) and 158th (fifth round) picks.

2016

| Rd. | Pk. | Pos. | Player | College |
|-----|-----|-------|-----------------|--------------------|
| 1 | 6 | T | Ronnie Stanley | Notre Dame |
| 2 | 42 | OLB | Kamalei Correa | Boise State |
| 3 | 70 | DE | Bronson Kaufusi | Brigham Young |
| 4a | 104 | CB | Tavon Young | Temple |
| 4b | 107 | WR | Chris Moore | Cincinnati |
| 4c | 130 | G/T | Alex Lewis | Nebraska |
| 4d | 132 | DT | Willie Henry* | Michigan |
| 4e | 134 | RB | Kenneth Dixon* | Louisiana Tech |
| 5 | 146 | OLB | Matthew Judon | Grand Valley State |
| 6a | 182 | WR/RS | Keenan Reynolds | Navy |
| 6b | 209 | CB | Maurice Canady* | Virginia |

Ravens traded the 36th-overall choice to Jacksonville in exchange for the draft's 38th pick and a fifth-round pick (146th overall). Traded the 38th pick to Miami in exchange for the 42nd-overall pick and a fourth-round pick (107th overall).

2017

| Rd. | Pk. | Pos. | Player | College |
|-----|-----|------|--------------------|-----------------|
| 1 | 16 | CB | Marlon Humphrey | Alabama |
| 2 | 47 | OLB | Tyus Bowser | Houston |
| 3 | 74 | DE | Chris Wormley | Michigan |
| 3 | 78 | OLB | Tim Williams | Alabama |
| 4 | 122 | G | Nico Siragusa | San Diego State |
| 5 | 159 | G/T | Jermaine Eluemunor | Texas A&M |
| 6 | 186 | S | Chuck Clark | Virginia Tech |

* Compensatory Pick

ALL-TIME DRAFTS

| 2018 | | | | |
|------|-----|------|-------------------|------------------|
| Rd. | Pk. | Pos. | Player | College |
| 1a | 25 | TE | Hayden Hurst | South Carolina |
| 1b | 32 | QB | Lamar Jackson | Louisville |
| 3a | 83 | T | Orlando Brown Jr. | Oklahoma |
| 3b | 86 | TE | Mark Andrews | Oklahoma |
| 4a | 118 | CB | Anthony Averett | Alabama |
| 4b | 122 | LB | Kenny Young | UCLA |
| 4c | 132 | WR | Jaleel Scott | New Mexico State |
| 5 | 162 | WR | Jordan Lasley | UCLA |
| 6a | 190 | S | DeShon Elliott | Texas |
| 6b | 212 | T | Greg Senat | Wagner |
| 6c | 215 | C | Bradley Bozeman* | Alabama |
| 7 | 238 | DT | Zach Sieler | Ferris State |

Ravens traded the 16th-overall pick (first round) and their fifth-round selection (154 overall) to the Bills for the 22nd pick in the first round and 65th-overall pick (third round). Baltimore traded the 22nd-overall selection and the 215th pick (sixth round) to Tennessee in exchange for the 25th-overall selection (used on Hayden Hurst) and the 125th pick (fourth round). Ravens traded picks in the second (52nd) and fourth (118th) rounds, as well as their 2019 second-round pick, to Philadelphia for the No. 32 overall pick (used on Lamar Jackson) and the Eagles' 2018 fourth-rounder (132nd). Ravens traded the 75th-overall pick to Kansas City in exchange for the 86th and 122nd picks. Baltimore traded the 152nd pick to Tennessee for the 162nd and 215th picks. Ravens traded the 65th pick to Oakland in exchange for the 75th-, 152nd- and 212th-overall selections. Traded the 152nd pick to Tennessee for the 162nd- and 215th-overall selections.

* Compensatory Pick

| 2019 | | | | |
|------|-----|------|-----------------|----------------|
| Rd. | Pk. | Pos. | Player | College |
| 1 | 25 | WR | Marquise Brown | Oklahoma |
| 3a | 85 | OLB | Jaylon Ferguson | Louisiana Tech |
| 3b | 93 | WR | Miles Boykin | Notre Dame |
| 4a | 113 | RB | Justice Hill | Oklahoma St. |
| 4b | 123 | G | Ben Powers | Oklahoma |
| 4c | 127 | CB | Iman Marshall | Southern Cal |
| 5 | 160 | DT | Daylon Mack | Texas A&M |
| 6 | 197 | QB | Trace McSorley | Penn State |

Ravens traded the 22nd-overall pick to Philadelphia in exchange for the 25th, 127th (fourth round) and 197th (sixth round) picks. Traded picks 102 (third round), 191 (sixth round) and 193 (sixth round) to Minnesota in exchange for the 93rd-overall selection.



Baltimore tabbed WR Marquise "Hollywood" Brown with the 25th-overall selection in the 2019 NFL Draft, which was held in Nashville, TN.

MOST RAVENS DRAFT PICKS [BY SCHOOL]

Alabama 11, Arizona 2, Arizona State 2, Auburn 1, Ball State 1, Baylor 1, Boise State 1, Bowling Green 1, BYU 2, California 2, Cal Poly 1, Central Florida 3, Central Missouri State 1, Cincinnati 2, Coastal Carolina 1, Colorado 3, Colorado State 1, Colorado State - Pueblo 1, Delaware 3, East Carolina 2, Eastern Washington 1, Elon 1, Ferris State 1, Florida 4, Florida International 1, Florida State 3, Georgia 2, Georgia Tech 5, Grand Valley State 1, Harvard 1, Houston 1, Illinois 1, Indiana 2, Iowa 2, Iowa State 1, Kansas State 2, Kentucky 3, Louisiana Tech 2, Louisville 4, Maryland 3, Miami (FL) 6, Michigan 3, Minnesota 2, Mississippi 1, Mississippi State 1, Missouri Southern State 1, Montana 1, Morehouse 1, Navy 1, Nebraska 2, New Mexico 2, New Mexico State 2, Nicholls State 1, Norfolk State 1, North Carolina 1, Northern Arizona 1, Northwestern 1, Northwestern State 1, Notre Dame 6, Ohio State 2, Ohio University 1, Oklahoma 11, Oklahoma State 1, Oregon 4, Oregon State 2, Penn State 4, Rutgers 1, San Diego State 1, South Carolina 1, South Carolina State 1, Southern California 2, Southern Mississippi 2, Southwest Louisiana 1, Stephen F. Austin 1, Syracuse 3, Texas Christian 1, Temple 2, Tennessee 3, Tennessee State 1, Texas 4, Texas A&M 2, Texas Southern 1, Texas Tech 1, Toledo 1, Trinity International 1, UCLA 3, Utah 3, UTEP 1, Virginia 5, Virginia Tech 4, Wagner 1, Wake Forest 2, Washington State 1, Weber State 2, Western Illinois 1, Wisconsin 2, Wyoming 1

Schools/Draft Fast Fact:

- Alabama (11) and Oklahoma (11) have produced the most Ravens' draft picks, with Baltimore tabbing four players from OU in the past two (2018-19) drafts – T Orlando Brown Jr. & TE Mark Andrews (2018); WR Marquise Brown & G Ben Powers (2019)

RAVENS ATTENDANCE & SHUTOUTS

ALL-TIME ATTENDANCE FIGURES

| Year | Home Attend. | Home Average | Road Attend. | Road Average | Preseason Attend. | Playoffs Attend. | Total Attend. | Average |
|--------------|-------------------|---------------|-------------------|---------------|-------------------|------------------|-------------------|---------------|
| 1996 | 471,665 | 58,958 | 434,075 | 54,259 | 217,533 | — | 1,123,273 | 56,164 |
| 1997 | 475,236 | 59,404 | 465,680 | 58,210 | 189,179 | — | 1,130,095 | 56,505 |
| 1998 | 549,531 | 68,691 | 434,548 | 54,318 | 228,568 | — | 1,212,647 | 60,632 |
| 1999 | 547,127 | 68,391 | 458,844 | 57,356 | 214,734 | — | 1,220,705 | 61,035 |
| 2000 | 551,695 | 68,961 | 510,678 | 63,834 | 281,125 | 272,870 | 1,616,368 | 67,349 |
| 2001 | 554,991 | 69,374 | 508,251 | 63,531 | 209,222 | 136,227 | 1,408,691 | 67,080 |
| 2002 | 554,724 | 69,341 | 519,740 | 64,925 | 270,117 | — | 1,344,581 | 67,229 |
| 2003 | 556,634 | 69,579 | 450,295 | 56,287 | 275,416 | 69,452 | 1,351,797 | 64,371 |
| 2004 | 558,594 | 69,824 | 564,694 | 70,586 | 281,567 | — | 1,404,855 | 70,243 |
| 2005 | 563,076 | 70,385 | 533,939 | 66,742 | 251,796 | — | 1,348,811 | 67,441 |
| 2006 | 566,547 | 70,818 | 558,640 | 69,830 | 264,087 | 71,162 | 1,460,436 | 69,545 |
| 2007 | 569,226 | 71,153 | 542,974 | 67,872 | 273,271 | — | 1,385,471 | 69,274 |
| 2008 | 570,152 | 71,269 | 545,313 | 68,164 | 270,352 | 208,733 | 1,594,550 | 69,328 |
| 2009 | 568,660 | 71,083 | 505,417 | 63,177 | 278,713 | 136,291 | 1,489,081 | 67,686 |
| 2010 | 569,817 | 71,227 | 553,619 | 69,202 | 256,642 | 137,069 | 1,517,147 | 68,961 |
| 2011 | 569,792 | 71,224 | 514,110 | 64,264 | 277,681 | 140,303 | 1,501,886 | 68,268 |
| 2012 | 570,229 | 71,279 | 539,175 | 67,397 | 262,889 | 287,891 | 1,660,184 | 69,174 |
| 2013 | 569,084 | 71,136 | 536,938 | 67,117 | 242,044 | — | 1,348,066 | 67,403 |
| 2014 | 568,353 | 71,044 | 527,776 | 65,972 | 292,033 | 131,536 | 1,519,698 | 69,077 |
| 2015 | 568,018 | 71,002 | 515,901 | 64,488 | 278,422 | — | 1,362,341 | 68,117 |
| 2016 | 568,823 | 71,103 | 565,310 | 70,664 | 279,483 | — | 1,413,616 | 70,681 |
| 2017 | 564,709 | 70,589 | 523,347 | 65,418 | 278,259 | — | 1,366,315 | 68,316 |
| 2018 | 563,451 | 70,431 | 489,932 | 61,242 | 280,695 | 70,432 | 1,404,510 | 63,841 |
| Total | 12,770,134 | 69,403 | 11,799,196 | 64,126 | 5,953,828 | 1,661,966 | 32,185,124 | 66,774 |
| # of Games | 184 | — | 184 | — | 92* | 24 | 482 | |

*8/13/01 @ Philadelphia cancelled: field conditions

RAVENS ALL-TIME SHUTOUTS

| DATE | OPPONENT | SCORE | YARDS ALLOWED | SACKS/YDS | INTs/YDS | LEADING TACKLER |
|----------|------------------------|-------|---------------|-----------|----------|-----------------------|
| 12/26/99 | Cincinnati Bengals | 22-0 | 280 | 7/39 | 2/53 | Ray Lewis (11) |
| 09/03/00 | @ Pittsburgh Steelers | 16-0 | 229 | 1/6 | 0/0 | Ray Lewis (7) |
| 09/24/00 | Cincinnati Bengals | 37-0 | 109 | 4/15 | 2/15 | Michael McCrary (7) |
| 10/01/00 | @ Cleveland Browns | 12-0 | 230 | 1/9 | 3/5 | Ray Lewis (10) |
| 11/19/00 | Dallas Cowboys | 27-0 | 193 | 1/1 | 3/42 | Ray Lewis (8) |
| 12/23/01 | Cincinnati Bengals | 16-0 | 305 | 3/22 | 3/94 | Ray Lewis (12) |
| 12/21/03 | @ Cleveland Browns | 35-0 | 241 | 5/30 | 1/52 | Ray Lewis (12) |
| 09/10/06 | @ Tampa Bay Buccaneers | 27-0 | 142 | 3/21 | 3/123 | Ray Lewis (10) |
| 11/26/06 | Pittsburgh Steelers | 27-0 | 172 | 9/73 | 2/7 | Ray Lewis (9) |
| 11/16/09 | @ Cleveland Browns | 16-0 | 160 | 4/25 | 2/59 | Ray Lewis (8) |
| 09/10/17 | @ Cincinnati Bengals | 20-0 | 221 | 5/26 | 4/69 | Tony Jefferson (9) |
| 10/26/17 | Miami Dolphins | 40-0 | 196 | 3/25 | 2/113 | Brandon Carr (7) |
| 11/19/17 | @ Green Bay Packers | 23-0 | 265 | 6/49 | 3/18 | Patrick Onwuasor (10) |
| 10/14/18 | @ Tennessee Titans | 21-0 | 106 | 11/66 | 0/0 | Za'Darius Smith (5) |

Shutout Fast Fact:

- The Ravens have posted an NFL-high 14 shutouts since their 1996 inception, a mark that included three opponent "blankings" in 2017. That season, Baltimore became the fifth team – and first since 2003 (NE) – in 30 years to record at least three shutouts in a season. Dating back to 2017, the Ravens' four total shutouts rank as the NFL's most (Jax. & LAR each have two in second).

RAVENS IN PRIMETIME

RECORDS IN PRIMETIME

| | | | | | |
|-----------------------------------|--------------|----------------------------|--------------|------------------------------|------------|
| Total National Games | 66 | Sunday Record | 14-13 | Thursday Record | 7-5 |
| Overall Record | 36-30 | Monday Record | 12-11 | Saturday Record | 3-1 |

| | | | | | |
|-------------|--|-------------|--|-------------|--|
| 2018 | | 2011 | | Mon. 10/31 | Baltimore at Pittsburgh L, 19-20 (ABC) |
| Thu. 9/13 | Baltimore at Cincinnati L, 23-34 (FOX/NFLN) | Sun. 10/02 | New York Jets at Baltimore W, 34-17 (NBC) | Mon. 12/19 | Green Bay at Baltimore W, 48-3 (ABC) |
| Sun. 9/30 | Baltimore at Pittsburgh W, 26-14 (NBC) | Mon. 10/24 | Baltimore at Jacksonville L, 7-12 (ESPN) | Sun. 12/25 | Minnesota at Baltimore W, 30-23 (ESPN) |
| Sat. 12/22 | Baltimore at LA Chargers W, 22-10 (NFLN) | Sun. 11/06 | Baltimore at Pittsburgh W, 23-20 (NBC) | 2004 | |
| 2017 | | Thu. 11/24 | San Francisco at Baltimore W, 16-6 (NFL Network) | Mon. 10/04 | Kansas City at Baltimore L, 24-27 (ABC) |
| Thu. 10/26 | Miami at Baltimore W, 40-0 (CBS/NFLN) | Sun. 12/18 | Baltimore at San Diego L, 14-34 (NBC) | Sun. 10/10 | Baltimore at Washington W, 17-10 (ESPN) |
| Mon. 11/27 | Houston at Baltimore W, 23-16 (ESPN) | 2010 | | Sun. 11/07 | Cleveland at Baltimore W, 27-13 (ESPN) |
| Sun. 12/10 | Baltimore at Pittsburgh L, 38-39 (NBC) | Mon. 09/13 | Baltimore at New York Jets W, 10-9 (ESPN) | Sun. 12/19 | Baltimore at Indianapolis L, 10-20 (ESPN) |
| Sat. 12/23 | Indianapolis at Baltimore W, 23-16 (NFLN) | Thu. 11/11 | Baltimore at Atlanta L, 21-26 (NFL Network) | 2003 | |
| 2016 | | Sun. 12/05 | Pittsburgh at Baltimore L, 10-13 (NBC) | Sun. 11/09 | Baltimore at St. Louis L, 22-33 (ESPN) |
| Thu. 11/10 | Cleveland at Baltimore W, 28-7 (NFLN) | Mon. 12/13 | Baltimore at Houston W, 34-28 OT (ESPN) | Sun. 12/28 | Pittsburgh at Baltimore W, 13-10 OT (ESPN) |
| Mon. 12/12 | Baltimore at New England L, 23-30 (ESPN) | 2009 | | 2002 | |
| Sun. 12/25 | Baltimore at Pittsburgh L, 27-31 (NBC/NFLN) | Mon. 11/16 | Baltimore at Cleveland W, 16-0 (ESPN) | Mon. 09/30 | Denver at Baltimore W, 34-23 (ABC) |
| 2015 | | Sun. 11/29 | Pittsburgh at Baltimore W, 20-17 OT (NBC) | Sun. 10/06 | Baltimore at Cleveland W, 26-21 (ESPN) |
| Thu. 10/01 | Baltimore at Pittsburgh W, 23-20 OT (CBS/NFLN) | Mon. 12/07 | Baltimore at Green Bay L, 14-27 (ESPN) | 2001 | |
| Mon. 10/26 | Baltimore at Arizona L, 18-26 (ESPN) | 2008 | | Mon. 11/12 | Baltimore at Tennessee W, 16-10 (ABC) |
| Mon. 11/30 | Baltimore at Cleveland W, 33-27 (ESPN) | Mon. 09/29 | Baltimore at Pittsburgh L, 20-23 (ESPN) | Sun. 12/16 | Pittsburgh at Baltimore L, 21-26 (ESPN) |
| 2014 | | Sun. 12/07 | Washington at Baltimore W, 24-10 (NBC) | Sat. 12/29 | Baltimore at Tampa Bay L, 10-22 (ABC) |
| Thu. 09/11 | Pittsburgh at Baltimore W, 26-6 (CBS/NFLN) | Sat. 12/20 | Baltimore at Dallas W, 33-24 (NFL Network) | Mon. 01/07 | Minnesota at Baltimore W, 19-3 (ABC) |
| Sun. 11/02 | Baltimore at Pittsburgh L, 23-43 (NBC) | 2007 | | 2000 | |
| Mon. 11/24 | Baltimore at New Orleans W, 34-27 (ESPN) | Mon. 09/10 | Baltimore at Cincinnati L, 20-27 (ESPN) | Sun. 09/17 | Baltimore at Miami L, 6-19 (ESPN) |
| 2013 | | Mon. 11/05 | Baltimore at Pittsburgh L, 7-38 (ESPN) | Sun. 10/08 | Baltimore at Jacksonville W, 15-10 (ESPN) |
| Thu. 09/05 | Baltimore at Denver L, 27-49 (NBC) | Mon. 12/03 | New England at Baltimore L, 24-27 (ESPN) | 1999 | |
| Thu. 11/28 | Pittsburgh at Baltimore W, 22-20 (NBC) | Sun. 12/09 | Indianapolis at Baltimore L, 20-44 (NBC) | Thu. 10/21 | Kansas City at Baltimore L, 8-35 (ESPN) |
| Mon. 12/16 | Baltimore at Detroit W, 18-16 (ESPN) | 2006 | | 1998 | |
| 2012 | | Mon. 10/09 | Baltimore at Denver L, 3-13 (ESPN) | Sun. 09/27 | Cincinnati at Baltimore W, 31-24 (ESPN) |
| Mon. 09/10 | Cincinnati at Baltimore W, 44-13 (ESPN) | Thu. 11/30 | Baltimore at Cincinnati L, 7-13 (NFL Network) | 1997 | |
| Sun. 09/23 | New England at Baltimore W, 31-30 (NBC) | 2005 | | Sun. 11/09 | Baltimore at Pittsburgh L, 0-37 (ESPN) |
| Thu. 09/27 | Cleveland at Baltimore W, 23-16 (NFL Network) | Sun. 09/11 | Indianapolis at Baltimore L, 7-24 (ESPN) | 1996 | |
| Sun. 11/18 | Baltimore at Pittsburgh W, 13-10 (NBC) | | | Sun. 10/13 | Baltimore at Indianapolis L, 21-26 (ESPN) |

ALL-TIME WIN/LOSS RESULTS

REGULAR SEASON WIN/LOSS RESULTS

| | Overall Record | Home | Away |
|--|----------------|----------|--------|
| Overall | 200-167-1 | 126-57-1 | 74-110 |
| In M&T Bank Stadium (since 1998) | 119-49 | 119-49 | n/a |
| Coached by Ted Marchibroda | 16-31-1 | 11-12-1 | 5-19 |
| Coached by Brian Billick | 80-64 | 50-22 | 30-42 |
| Coached by John Harbaugh | 104-72 | 65-23 | 39-49 |
| vs. AFC Teams | 155-129 | 98-50 | 57-79 |
| vs. AFC North | 58-44 | 35-16 | 23-28 |
| vs. AFC Central (1996-2001) | 26-28 | 13-14 | 13-14 |
| vs. AFC East | 23-21 | 17-5 | 6-16 |
| vs. AFC South | 18-17 | 12-5 | 6-12 |
| vs. AFC West | 26-19 | 17-7 | 9-12 |
| vs. NFC Teams | 50-39-1 | 33-10-1 | 17-29 |
| vs. NFC North | 8-8 | 6-2 | 2-6 |
| vs. NFC Central (1996-2001) | 3-5 | 3-1 | 0-4 |
| vs. NFC East | 13-9-1 | 8-2-1 | 5-7 |
| vs. NFC South | 12-8 | 6-4 | 6-4 |
| vs. NFC West | 14-9 | 10-1 | 4-8 |
| On Monday Night Football | 12-11 | 5-2 | 7-9 |
| On Thursday Night Football | 7-5 | 6-1 | 1-4 |
| On Saturday | 4-1 | 2-0 | 2-1 |
| In Overtime | 12-13-1 | 7-4-1 | 5-9 |
| Ravens Shutout Wins | 14-0 | 6-0 | 8-0 |
| In Season Openers | 12-11 | 8-4 | 4-7 |
| Indoors | 6-15 | n/a | 6-15 |
| <i>Note: Baltimore has played in Houston's Reliant/NRG Stadium five times (3-2), Indy's Lucas Oil Stadium twice (0-2), Dallas' Texas Stadium once (1-0) and Atlanta's Mercedes-Benz Stadium once (1-0). Three of those games at Reliant Stadium (12/13/10, 10/21/12 & 12/21/14) came when the roof was closed, meaning those games were "indoors," while the other games listed are considered "outdoors" due to open roofs.</i> | | | |
| In August | 0-1 | 0-1 | 0-0 |
| In September | 48-30 | 31-7 | 17-23 |
| In October | 36-52 | 19-20 | 17-32 |
| In November | 57-39-1 | 35-13-1 | 22-26 |
| In December | 54-41 | 38-16 | 16-25 |
| In January | 5-4 | 3-0 | 2-4 |

POSTSEASON WIN/LOSS RESULTS (2000, 2001, 2003, 2006, 2008, 2009, 2010, 2011, 2012, 2014, 2018)

| | Record | Home | Away | Neutral |
|-----------------|--------|------|------|---------|
| Overall | 15-9 | 3-3 | 10-6 | 2-0* |
| vs. AFC Central | 1-1 | 0-0 | 1-1 | n/a |
| vs. AFC North | 1-2 | 0-0 | 1-2 | n/a |
| vs. AFC South | 3-3 | 2-2 | 1-1 | n/a |
| vs. AFC East | 4-2 | 0-0 | 4-2 | n/a |
| vs. AFC West | 4-1 | 1-1 | 3-0 | n/a |
| vs. NFC | 2-0 | 0-0 | 0-0 | 2-0* |

* Super Bowl XXXV in Tampa, FL, and Super Bowl XLVII in New Orleans, LA

OVERTIME GAMES: 12-13-1 REGULAR SEASON & 1-0 PLAYOFFS

| DATE | OPP. | PLAY | TIME | RESULT | | | | | |
|----------|--------|-------------------|-------|----------|----------|---------------|------------------|-----------|----------|
| 10/27/96 | STL | Jackson 22 Pass | 0:10 | W, 37-31 | 11/29/09 | Pit. | Cundiff 29 FG | 6:42 | W, 20-17 |
| 11/24/96 | Jax. | Hollis 34 FG | 5:54 | L, 25-28 | 10/17/10 | @ NE | Gostkowski 35 FG | 1:56 | L, 20-23 |
| 11/02/97 | @ NYJ | Hall 37 FG | 10:02 | L, 16-19 | 10/24/10 | Buf. | Cundiff 38 FG | 10:54 | W, 37-34 |
| 11/16/97 | Phi. | n/a | 0:00 | T, 10-10 | 12/13/10 | @ Hou. | Wilson 12 INT-TD | 11:55 | W, 34-28 |
| 10/03/99 | @ Atl. | Armour 54 Pass | 12:31 | W, 19-13 | 11/25/12 | @ SD | Tucker 38 FG | 1:07 | W, 16-13 |
| 11/16/03 | @ Mia. | Mare 43 FG | 8:48 | L, 6-9 | 12/09/12 | @ Was. | Forbath 34 FG | 11:37 | L, 28-31 |
| 11/23/03 | Sea. | Stover 42 FG | 6:32 | W, 44-41 | 01/12/13 | @ Den. (Div.) | Tucker 47 FG | 13:18 2OT | W, 38-35 |
| 12/28/03 | Pit. | Stover 47 FG | 11:32 | W, 13-10 | 11/10/13 | Cin. | Tucker 46 FG | 5:27 | W, 20-17 |
| 11/14/04 | @ NYJ | Stover 42 FG | 7:35 | W, 20-17 | 11/17/13 | @ Chi. | Gould 38 FG | 8:41 | L, 20-23 |
| 11/20/05 | Pit. | Stover 44 FG | 4:09 | W, 16-13 | 10/01/15 | @ Pit. | Tucker 52 FG | 5:08 | W, 23-20 |
| 11/18/07 | Cle. | Dawson 33 FG | 9:10 | L, 30-33 | 10/11/15 | Cle. | Coons 32 FG | 6:43 | L, 30-33 |
| 12/16/07 | @ Mia. | Camarillo 64 Pass | 8:14 | L, 16-22 | 10/15/17 | Chi. | Barth 40 FG | 2:06 | L, 24-27 |
| 09/29/08 | @ Pit. | Reed 46 FG | 3:56 | L, 20-23 | 10/07/18 | @ Cle. | Joseph 37 FG | 0:02 | L, 9-12 |
| | | | | | 12/09/18 | @ KC | Butker 35 FG | 4:42 | L, 24-27 |

ALL-TIME PRESEASON RESULTS

1996 (3-1)

| | | | | |
|-------|---------------------|--------|---|-------|
| 08/03 | Philadelphia Eagles | 63,804 | W | 17-9 |
| 08/10 | @ New York Giants | 39,799 | W | 37-27 |
| 08/17 | Green Bay Packers | 62,025 | L | 15-17 |
| 08/23 | @ Buffalo Bills | 51,905 | W | 37-14 |

1997 (0-4)

| | | | | |
|-------|-----------------------|--------|---|-------|
| 08/02 | New York Giants | 53,268 | L | 20-21 |
| 08/08 | @ New York Jets | 23,067 | L | 29-39 |
| 08/16 | @ Philadelphia Eagles | 60,939 | L | 13-24 |
| 08/22 | Buffalo Bills | 51,905 | L | 28-31 |

1998 (4-0)

| | | | | |
|-------|---------------------|--------|---|-------|
| 08/08 | Chicago Bears | 65,938 | W | 19-14 |
| 08/15 | @ New York Jets | 47,906 | W | 33-0 |
| 08/24 | Philadelphia Eagles | 65,970 | W | 23-6 |
| 08/28 | @ New York Giants | 48,754 | W | 14-6 |

1999 (4-0)

| | | | | |
|-------|-----------------------|--------|---|-------|
| 08/12 | @ Philadelphia Eagles | 43,552 | W | 10-7 |
| 08/21 | @ Atlanta Falcons | 44,843 | W | 19-6 |
| 08/28 | Carolina Panthers | 66,247 | W | 28-24 |
| 09/03 | New York Giants | 60,092 | W | 28-24 |

2000 (4-0)

| | | | | |
|-------|---------------------|--------|---|-------|
| 08/05 | Philadelphia Eagles | 65,459 | W | 16-13 |
| 08/12 | New York Jets | 66,588 | W | 10-0 |
| 08/18 | @ Carolina Panthers | 72,551 | W | 24-13 |
| 08/25 | @ New York Giants | 76,527 | W | 28-24 |

2001 (1-2)

| | | | | |
|-------|------------------------------------|--------|---|-------|
| 08/13 | @ Philadelphia Eagles - Cancelled* | | | |
| 08/18 | @ New York Jets | 76,406 | L | 3-16 |
| 08/23 | Carolina Panthers | 66,619 | L | 17-20 |
| 08/31 | New York Giants | 66,197 | W | 38-9 |

*Field Conditions Caused Cancellation

2002 (2-2)

| | | | | |
|-------|-----------------------|--------|---|-------|
| 08/09 | Detroit Lions | 67,421 | W | 12-6 |
| 08/15 | New York Jets | 67,681 | L | 14-16 |
| 08/23 | @ Philadelphia Eagles | 58,443 | W | 13-12 |
| 08/29 | @ New York Giants | 76,572 | L | 0-13 |

2003 (1-3)

| | | | | |
|-------|-----------------------|--------|---|-------|
| 08/09 | Buffalo Bills | 68,550 | L | 19-20 |
| 08/16 | @ Atlanta Falcons | 68,237 | W | 13-10 |
| 08/23 | @ Washington Redskins | 70,460 | L | 3-24 |
| 08/28 | New York Giants | 68,169 | L | 24-30 |

2004 (3-1)

| | | | | |
|-------|-----------------------|--------|---|-------|
| 08/12 | Atlanta Falcons | 69,299 | W | 24-0 |
| 08/20 | @ Philadelphia Eagles | 67,218 | L | 17-26 |
| 08/25 | Detroit Lions | 69,552 | W | 17-6 |
| 09/02 | @ New York Giants | 75,498 | W | 27-17 |

2005 (2-2)

| | | | | |
|-------|----------------------|--------|---|----------|
| 08/13 | @ Atlanta Falcons | 67,123 | L | 3-16 |
| 08/20 | Philadelphia Eagles | 70,303 | L | 14-20 |
| 08/26 | @ New Orleans Saints | 44,485 | W | 21-6 |
| 09/01 | Washington Redskins | 69,885 | W | 26-20,OT |

2006 (2-2)

| | | | | |
|-------|-----------------------|--------|---|-------|
| 08/11 | New York Giants | 70,249 | L | 16-17 |
| 08/17 | Philadelphia Eagles | 70,255 | W | 20-10 |
| 08/25 | @ Minnesota Vikings | 63,257 | L | 7-30 |
| 08/31 | @ Washington Redskins | 60,326 | W | 17-10 |

2007 (1-3)

| | | | | |
|-------|-----------------------|--------|---|-------|
| 08/13 | Philadelphia Eagles | 71,060 | W | 29-3 |
| 08/19 | New York Giants | 70,754 | L | 12-13 |
| 08/25 | @ Washington Redskins | 60,080 | L | 7-13* |
| 08/31 | @ Atlanta Falcons | 71,377 | L | 10-13 |

*Game Terminated in 3rd Qtr. - Severe Weather

2008 (1-3)

| | | | | |
|-------|------------------------|--------|---|-------|
| 08/07 | @ New England Patriots | 68,756 | W | 16-15 |
| 08/16 | Minnesota Vikings | 70,585 | L | 15-23 |
| 08/23 | @ St. Louis Rams | 60,862 | L | 10-24 |
| 08/28 | Atlanta Falcons | 70,149 | L | 9-10 |

2009 (4-0)

| | | | | |
|-------|---------------------|--------|---|-------|
| 08/13 | Washington Redskins | 70,723 | W | 23-0 |
| 08/24 | New York Jets | 70,335 | W | 24-23 |
| 08/29 | @ Carolina Panthers | 71,045 | W | 17-13 |
| 09/03 | @ Atlanta Falcons | 66,610 | W | 20-3 |

2010 (3-1)

| | | | | |
|-------|-----------------------|--------|---|-------|
| 08/12 | Carolina Panthers | 70,579 | W | 17-12 |
| 08/21 | @ Washington Redskins | 72,994 | W | 23-3 |
| 08/28 | New York Giants | 70,742 | W | 24-10 |
| 09/02 | @ St. Louis Rams | 42,327 | L | 21-27 |

2011 (3-1)

| | | | | |
|-------|-----------------------|--------|---|-------|
| 08/11 | @ Philadelphia Eagles | 69,144 | L | 6-13 |
| 08/19 | Kansas City Chiefs | 70,690 | W | 31-13 |
| 08/25 | Washington Redskins | 70,631 | W | 34-31 |
| 09/01 | @ Atlanta Falcons | 67,216 | W | 21-7 |

2012 (2-2)

| | | | | |
|-------|----------------------|--------|---|-------|
| 08/09 | @ Atlanta Falcons | 68,449 | W | 31-17 |
| 08/17 | Detroit Lions | 70,567 | L | 12-27 |
| 08/23 | Jacksonville Jaguars | 70,502 | W | 48-17 |
| 08/30 | @ St. Louis Rams | 53,371 | L | 17-31 |

2013 (2-2)

| | | | | |
|-------|------------------------|--------|---|-------|
| 08/08 | @ Tampa Bay Buccaneers | 47,599 | W | 44-16 |
| 08/15 | Atlanta Falcons | 70,527 | W | 27-23 |
| 08/22 | Carolina Panthers | 70,554 | L | 27-34 |
| 08/29 | @ St. Louis Rams | 53,364 | L | 21-24 |

ALL-TIME PRESEASON RESULTS

2014 (4-0)

| | | | | |
|-------|----------------------|--------|---|-------|
| 08/07 | San Francisco 49ers | 70,529 | W | 23-3 |
| 08/16 | @ Dallas Cowboys | 77,624 | W | 37-30 |
| 08/23 | Washington Redskins | 70,876 | W | 23-17 |
| 08/28 | @ New Orleans Saints | 73,004 | W | 22-13 |

2015 (1-3)

| | | | | |
|-------|-----------------------|--------|---|-------|
| 08/13 | New Orleans Saints | 70,501 | W | 30-27 |
| 08/22 | @ Philadelphia Eagles | 69,596 | L | 17-40 |
| 08/29 | Washington Redskins | 70,932 | L | 13-31 |
| 09/03 | @ Atlanta Falcons | 67,393 | L | 19-20 |

2016 (4-0)

| | | | | |
|-------|----------------------|--------|---|-------|
| 08/11 | Carolina Panthers | 70,682 | W | 22-19 |
| 08/20 | @ Indianapolis Colts | 65,327 | W | 19-18 |
| 08/27 | Detroit Lions | 70,473 | W | 30-9 |
| 09/01 | @ New Orleans Saints | 73,001 | W | 23-14 |

2017 (4-0)

| | | | | |
|-------|----------------------|--------|---|-------|
| 08/10 | Washington Redskins | 70,469 | W | 23-3 |
| 08/17 | @ Miami Dolphins | 64,464 | W | 31-7 |
| 08/26 | Buffalo Bills | 70,229 | W | 13-9 |
| 08/31 | @ New Orleans Saints | 73,097 | W | 14-13 |

2018 (5-0)

| | | | | |
|-------|----------------------|--------|---|-------|
| 08/02 | Chicago Bears (HOF) | 19,876 | W | 17-16 |
| 08/09 | Los Angeles Rams | 70,144 | W | 33-7 |
| 08/20 | @ Indianapolis Colts | 60,576 | W | 20-19 |
| 08/25 | @ Miami Dolphins | 60,071 | W | 27-10 |
| 08/30 | Washington Redskins | 70,028 | W | 30-20 |

PRESEASON FAST FACTS

- The Ravens are 60-32 all time in preseason play.
- Under head coach John Harbaugh (2008-18), Baltimore has compiled a 33-12 record in the preseason.
- Entering 2019, the Ravens have not dropped a preseason game since 2015, posting an impressive 13-0 record over the past three seasons (2016-18).



ATTENDANCE RECORDS



The Ravens played in Memorial Stadium from 1996-97 and PSINet Stadium from 1998-2001. In 2002, the facility was known as Ravens Stadium. In 2003, the stadium was re-named M&T Bank Stadium. (Capacity was increased in 2007 to 71,008 from previous marks of 70,107 and 69,084.)

HOME ATTENDANCE RECORDS

| | | | |
|----------|--------|-------|---------------------------|
| 01/15/12 | 71,547 | | vs. Houston Texans (Div.) |
| 12/14/08 | 71,502 | | vs. Pittsburgh Steelers |
| 12/23/12 | 71,470 | | vs. New York Giants |
| 12/02/12 | 71,442 | | vs. Pittsburgh Steelers |
| 12/07/08 | 71,438 | | vs. Washington Redskins |
| 09/11/11 | 71,434 | | vs. Pittsburgh Steelers |
| 12/22/13 | 71,433 | | vs. New England Patriots |
| 12/19/10 | 71,432 | | vs. New Orleans Saints |
| 12/05/10 | 71,418 | | vs. Pittsburgh Steelers |
| 10/14/12 | 71,384 | | vs. Dallas Cowboys |

AWAY ATTENDANCE RECORDS

| | | | |
|----------|--------|-------|-------------------------|
| 11/20/16 | 93,056 | | @ Dallas Cowboys |
| 10/10/04 | 90,287 | | @ Washington Redskins |
| 09/24/17 | 84,592 | | @ Jacksonville (London) |
| 10/15/00 | 83,252 | | @ Washington Redskins |
| 12/09/12 | 81,178 | | @ Washington Redskins |
| 11/16/08 | 78,849 | | @ New York Giants |
| 10/16/16 | 78,487 | | @ New York Giants |
| 09/13/10 | 78,127 | | @ New York Jets |
| 11/19/17 | 77,945 | | @ Green Bay Packers |
| 11/14/04 | 77,826 | | @ New York Jets |

ALL-TIME RESULTS

1996: 4-12

HEAD COACH: TED MARCHIBRODA

5th AFC Central • Top Draft Choice: T Jonathan Ogden

| | | | | |
|-------|------------------------|--------|---|----------|
| 09/01 | Oakland Raiders | 64,124 | W | 19-14 |
| 09/08 | @ Pittsburgh Steelers | 57,241 | L | 17-31 |
| 09/15 | @ Houston Oilers | 20,082 | L | 13-29 |
| 09/29 | New Orleans Saints | 61,063 | W | 17-10 |
| 10/06 | New England Patriots | 63,569 | L | 38-46 |
| 10/13 | @ Indianapolis Colts | 56,978 | L | 21-26 |
| 10/20 | @ Denver Broncos | 70,453 | L | 34-45 |
| 10/27 | St. Louis Rams | 60,256 | W | 37-31 OT |
| 11/03 | Cincinnati Bengals | 60,743 | L | 21-24 |
| 11/10 | @ Jacksonville Jaguars | 64,628 | L | 27-30 |
| 11/17 | @ San Francisco 49ers | 51,596 | L | 20-38 |
| 11/24 | Jacksonville Jaguars | 57,384 | L | 25-28 OT |
| 12/01 | Pittsburgh Steelers | 51,822 | W | 31-17 |
| 12/08 | @ Cincinnati Bengals | 43,022 | L | 14-21 |
| 12/15 | @ Carolina Panthers | 70,075 | L | 16-27 |
| 12/22 | Houston Oilers | 52,704 | L | 21-24 |

1997: 6-9-1

HEAD COACH: TED MARCHIBRODA

5th AFC Central • Top Draft Choice: LB Peter Boulware

| | | | | |
|-------|------------------------|--------|---|----------|
| 08/31 | Jacksonville Jaguars | 61,018 | L | 27-28 |
| 09/07 | Cincinnati Bengals | 52,968 | W | 23-10 |
| 09/14 | @ New York Giants | 69,768 | W | 24-23 |
| 09/21 | @ Tennessee Titans | 17,737 | W | 36-10 |
| 09/28 | @ San Diego Chargers | 54,094 | L | 17-21 |
| 10/05 | Pittsburgh Steelers | 64,421 | L | 34-42 |
| 10/19 | Miami Dolphins | 64,354 | L | 13-24 |
| 10/26 | @ Washington Redskins | 75,067 | W | 20-17 |
| 11/02 | @ New York Jets | 77,716 | L | 16-19 OT |
| 11/09 | @ Pittsburgh Steelers | 56,669 | L | 0-37 |
| 11/16 | Philadelphia Eagles | 63,546 | T | 10-10 OT |
| 11/23 | Arizona Cardinals | 53,976 | L | 13-16 |
| 11/30 | @ Jacksonville Jaguars | 63,712 | L | 27-29 |
| 12/07 | Seattle Seahawks | 54,395 | W | 31-24 |
| 12/14 | Tennessee Oilers | 60,558 | W | 21-19 |
| 12/21 | @ Cincinnati Bengals | 50,917 | L | 14-16 |

1998: 6-10

HEAD COACH: TED MARCHIBRODA

4th AFC Central • Top Draft Choice: CB Duane Starks

| | | | | |
|-------|------------------------|--------|---|-------|
| 09/06 | Pittsburgh Steelers | 68,847 | L | 13-20 |
| 09/13 | @ New York Jets | 70,063 | W | 24-10 |
| 09/20 | @ Jacksonville Jaguars | 67,069 | L | 10-24 |
| 09/27 | Cincinnati Bengals | 68,154 | W | 31-24 |
| 10/11 | Tennessee Titans | 68,561 | L | 8-12 |
| 10/18 | @ Pittsburgh Steelers | 58,620 | L | 6-16 |
| 10/25 | @ Green Bay Packers | 59,860 | L | 10-28 |
| 11/01 | Jacksonville Jaguars | 68,915 | L | 19-45 |
| 11/08 | Oakland Raiders | 69,037 | W | 13-10 |
| 11/15 | @ San Diego Chargers | 54,388 | L | 13-14 |
| 11/22 | @ Cincinnati Bengals | 52,571 | W | 20-13 |
| 11/29 | Indianapolis Colts | 68,898 | W | 38-31 |
| 12/06 | @ Tennessee Oilers | 31,124 | L | 14-16 |
| 12/13 | Minnesota Vikings | 69,074 | L | 28-38 |
| 12/20 | @ Chicago Bears | 40,853 | L | 3-24 |
| 12/27 | Detroit Lions | 68,045 | W | 19-10 |

1999: 8-8

HEAD COACH: BRIAN BILLICK

3rd AFC Central • Top Draft Choice: CB Chris McAlister

| | | | | |
|--------|------------------------|--------|---|----------|
| 09/12 | @ St. Louis Rams | 62,100 | L | 10-27 |
| 09/19 | Pittsburgh Steelers | 68,965 | L | 20-23 |
| 09/26 | Cleveland Browns | 68,803 | W | 17-10 |
| 10/03 | @ Atlanta Falcons | 50,712 | W | 19-13 OT |
| 10/10 | @ Tennessee Titans | 65,486 | L | 11-14 |
| 10/21 | Kansas City Chiefs | 68,771 | L | 8-35 |
| 10/31 | Buffalo Bills | 68,673 | L | 10-13 |
| 11/07 | @ Cleveland Browns | 72,898 | W | 41-9 |
| 11/14 | @ Jacksonville Jaguars | 67,391 | L | 3-6 |
| 11/21 | @ Cincinnati Bengals | 43,279 | W | 34-31 |
| 11/28 | Jacksonville Jaguars | 68,428 | L | 23-30 |
| 12/05 | Tennessee Titans | 67,854 | W | 41-14 |
| 12/12 | @ Pittsburgh Steelers | 46,715 | W | 31-24 |
| 12/19 | New Orleans Saints | 67,597 | W | 31-8 |
| 12/26 | Cincinnati Bengals | 68,036 | W | 22-0 |
| 1/2/00 | @ New England Patriots | 50,263 | L | 3-20 |

2000: 12-4

HEAD COACH: BRIAN BILLICK

2nd AFC Central - Wild Card • Top Draft Choice: RB Jamal Lewis

| | | | | |
|-------|------------------------|--------|---|-------|
| 09/03 | @ Pittsburgh Steelers | 55,049 | W | 16-0 |
| 09/10 | Jacksonville Jaguars | 68,843 | W | 39-36 |
| 09/17 | @ Miami Dolphins | 73,464 | L | 6-19 |
| 09/24 | Cincinnati Bengals | 68,481 | W | 37-0 |
| 10/01 | @ Cleveland Browns | 73,018 | W | 12-0 |
| 10/08 | @ Jacksonville Jaguars | 65,194 | W | 15-10 |
| 10/15 | @ Washington Redskins | 83,252 | L | 3-10 |
| 10/22 | Tennessee Titans | 69,200 | L | 6-14 |
| 10/29 | Pittsburgh Steelers | 69,405 | L | 6-9 |
| 11/05 | @ Cincinnati Bengals | 54,759 | W | 27-7 |
| 11/12 | @ Tennessee Titans | 68,490 | W | 24-23 |
| 11/19 | Dallas Cowboys | 69,416 | W | 27-0 |
| 11/26 | Cleveland Browns | 68,361 | W | 44-7 |
| 12/10 | San Diego Chargers | 68,805 | W | 24-3 |
| 12/17 | @ Arizona Cardinals | 37,452 | W | 13-7 |
| 12/24 | New York Jets | 69,184 | W | 34-20 |

AFC Wild Card Playoff Game

| | | | | |
|----------|----------------|--------|---|------|
| 12/31/00 | Denver Broncos | 69,638 | W | 21-3 |
|----------|----------------|--------|---|------|

AFC Divisional Playoff Game

| | | | | |
|--------|--------------------|--------|---|-------|
| 1/7/01 | @ Tennessee Titans | 68,527 | W | 24-10 |
|--------|--------------------|--------|---|-------|

AFC Championship Game

| | | | | |
|---------|-------------------|--------|---|------|
| 1/14/01 | @ Oakland Raiders | 62,784 | W | 16-3 |
|---------|-------------------|--------|---|------|

Super Bowl XXXV (Tampa, FL)

| | | | | |
|---------|-------------------|--------|---|------|
| 1/28/01 | @ New York Giants | 71,921 | W | 34-7 |
|---------|-------------------|--------|---|------|



ALL-TIME RESULTS

2001: 10-6

HEAD COACH: BRIAN BILLICK

2nd AFC Central - Wild Card • Top Draft Choice: TE Todd Heap

| | | | | |
|--------|------------------------|--------|---|-------|
| 09/09 | Chicago Bears | 69,365 | W | 17-6 |
| 09/23 | @ Cincinnati Bengals | 49,632 | L | 10-21 |
| 09/30 | @ Denver Broncos | 75,082 | W | 20-13 |
| 10/07 | Tennessee Titans | 69,494 | W | 26-7 |
| 10/14 | @ Green Bay Packers | 59,866 | L | 23-31 |
| 10/21 | @ Cleveland Browns | 72,818 | L | 14-24 |
| 10/28 | Jacksonville Jaguars | 69,439 | W | 18-17 |
| 11/04 | @ Pittsburgh Steelers | 62,906 | W | 13-10 |
| 11/12 | @ Tennessee Titans | 68,798 | W | 16-10 |
| 11/18 | Cleveland Browns | 69,353 | L | 17-27 |
| 11/25 | @ Jacksonville Jaguars | 53,530 | W | 24-21 |
| 12/02 | Indianapolis Colts | 69,382 | W | 39-27 |
| 12/16 | Pittsburgh Steelers | 69,506 | L | 21-26 |
| 12/23 | Cincinnati Bengals | 68,987 | W | 16-0 |
| 12/29 | @ Tampa Bay Buccaneers | 65,619 | L | 10-22 |
| 1/7/02 | Minnesota Vikings | 69,465 | W | 19-3 |

AFC Wild Card Playoff Game

| | | | | |
|---------|------------------|--------|---|------|
| 1/13/02 | @ Miami Dolphins | 72,251 | W | 20-3 |
|---------|------------------|--------|---|------|

AFC Divisional Playoff Game

| | | | | |
|---------|-----------------------|--------|---|-------|
| 1/20/02 | @ Pittsburgh Steelers | 63,976 | L | 10-27 |
|---------|-----------------------|--------|---|-------|

2002: 7-9

HEAD COACH: BRIAN BILLICK

3rd AFC North • Top Draft Choice: S Ed Reed

| | | | | |
|-------|-----------------------|--------|---|-------|
| 09/08 | @ Carolina Panthers | 70,386 | L | 7-10 |
| 09/15 | Tampa Bay Buccaneers | 69,304 | L | 0-25 |
| 09/30 | Denver Broncos | 69,538 | W | 34-23 |
| 10/06 | @ Cleveland Browns | 73,688 | W | 26-21 |
| 10/13 | @ Indianapolis Colts | 56,174 | L | 20-22 |
| 10/20 | Jacksonville Jaguars | 69,173 | W | 17-10 |
| 10/27 | Pittsburgh Steelers | 69,638 | L | 18-31 |
| 11/03 | @ Atlanta Falcons | 68,532 | L | 17-20 |
| 11/10 | Cincinnati Bengals | 69,024 | W | 38-27 |
| 11/17 | @ Miami Dolphins | 73,013 | L | 7-26 |
| 11/24 | Tennessee Titans | 69,365 | W | 13-12 |
| 12/01 | @ Cincinnati Bengals | 44,878 | W | 27-23 |
| 12/08 | New Orleans Saints | 69,334 | L | 25-37 |
| 12/15 | @ Houston Texans | 70,108 | W | 23-19 |
| 12/22 | Cleveland Browns | 69,349 | L | 13-14 |
| 12/29 | @ Pittsburgh Steelers | 61,961 | L | 31-34 |



OLB Peter Boulware led the Ravens with 7 sacks in 2002.

2003: 10-6

HEAD COACH: BRIAN BILLICK

1st AFC North - Division Title • Top Draft Choice: OLB Terrell Suggs

| | | | | |
|-------|-----------------------|--------|---|----------|
| 09/07 | @ Pittsburgh Steelers | 63,157 | L | 15-34 |
| 09/14 | Cleveland Browns | 69,473 | W | 33-13 |
| 09/21 | @ San Diego Chargers | 52,028 | W | 24-10 |
| 09/28 | Kansas City Chiefs | 69,459 | L | 10-17 |
| 10/12 | @ Arizona Cardinals | 24,193 | W | 26-18 |
| 10/19 | @ Cincinnati Bengals | 53,553 | L | 26-34 |
| 10/26 | Denver Broncos | 69,721 | W | 26-6 |
| 11/02 | Jacksonville Jaguars | 69,486 | W | 24-17 |
| 11/09 | @ St. Louis Rams | 66,085 | L | 22-33 |
| 11/16 | @ Miami Dolphins | 73,333 | L | 6-9 OT |
| 11/23 | Seattle Seahawks | 69,477 | W | 44-41 OT |
| 11/30 | San Francisco 49ers | 69,549 | W | 44-6 |
| 12/07 | Cincinnati Bengals | 69,468 | W | 31-13 |
| 12/14 | @ Oakland Raiders | 45,398 | L | 12-20 |
| 12/21 | @ Cleveland Browns | 72,548 | W | 35-0 |
| 12/28 | Pittsburgh Steelers | 70,001 | W | 13-10 OT |

AFC Wild Card Playoff Game

| | | | | |
|--------|------------------|--------|---|-------|
| 1/3/04 | Tennessee Titans | 69,452 | L | 17-20 |
|--------|------------------|--------|---|-------|

2004: 9-7

HEAD COACH: BRIAN BILLICK

2nd AFC North • Top Draft Choice: DT Dwan Edwards

| | | | | |
|--------|------------------------|--------|---|----------|
| 09/12 | @ Cleveland Browns | 73,068 | L | 3-20 |
| 09/19 | Pittsburgh Steelers | 69,859 | W | 30-13 |
| 09/26 | @ Cincinnati Bengals | 65,575 | W | 23-9 |
| 10/04 | Kansas City Chiefs | 69,827 | L | 24-27 |
| 10/10 | @ Washington Redskins | 90,287 | W | 17-10 |
| 10/24 | Buffalo Bills | 69,809 | W | 20-6 |
| 10/31 | @ Philadelphia Eagles | 67,715 | L | 10-15 |
| 11/07 | Cleveland Browns | 69,781 | W | 27-13 |
| 11/14 | @ New York Jets | 77,826 | W | 20-17 OT |
| 11/21 | Dallas Cowboys | 69,924 | W | 30-10 |
| 11/28 | @ New England Patriots | 68,756 | L | 3-24 |
| 12/05 | Cincinnati Bengals | 69,695 | L | 26-27 |
| 12/12 | New York Giants | 69,856 | W | 37-14 |
| 12/19 | @ Indianapolis Colts | 57,240 | L | 10-20 |
| 12/26 | @ Pittsburgh Steelers | 64,227 | L | 7-20 |
| 1/2/05 | Miami Dolphins | 69,843 | W | 30-23 |

2005: 6-10

HEAD COACH: BRIAN BILLICK

3rd AFC North • Top Draft Choice: WR Mark Clayton

| | | | | |
|--------|------------------------|--------|---|----------|
| 09/11 | Indianapolis Colts | 70,501 | L | 7-24 |
| 09/18 | @ Tennessee Titans | 69,149 | L | 10-25 |
| 10/02 | New York Jets | 70,479 | W | 13-3 |
| 10/09 | @ Detroit Lions | 61,201 | L | 17-35 |
| 10/16 | Cleveland Browns | 70,196 | W | 16-3 |
| 10/23 | @ Chicago Bears | 62,102 | L | 6-10 |
| 10/31 | @ Pittsburgh Steelers | 64,178 | L | 19-20 |
| 11/06 | Cincinnati Bengals | 70,540 | L | 9-21 |
| 11/13 | @ Jacksonville Jaguars | 66,107 | L | 3-30 |
| 11/20 | Pittsburgh Steelers | 70,601 | W | 16-13 OT |
| 11/27 | @ Cincinnati Bengals | 65,680 | L | 29-42 |
| 12/04 | Houston Texans | 69,909 | W | 16-15 |
| 12/11 | @ Denver Broncos | 75,651 | L | 10-12 |
| 12/19 | Green Bay Packers | 70,604 | W | 48-3 |
| 12/25 | Minnesota Vikings | 70,246 | W | 30-23 |
| 1/1/06 | @ Cleveland Browns | 69,871 | L | 16-20 |

ALL-TIME RESULTS

2006: 13-3

HEAD COACH: BRIAN BILLICK

1st AFC North - Division Title • Top Draft Choice: DT Haloti Ngata

| | | | | |
|-------|------------------------|--------|---|-------|
| 09/10 | @ Tampa Bay Buccaneers | 65,087 | W | 27-0 |
| 09/17 | Oakland Raiders | 70,744 | W | 28-6 |
| 09/24 | @ Cleveland Browns | 72,474 | W | 15-14 |
| 10/01 | San Diego Chargers | 70,743 | W | 16-13 |
| 10/09 | @ Denver Broncos | 76,355 | L | 3-13 |
| 10/15 | Carolina Panthers | 70,762 | L | 21-23 |
| 10/29 | @ New Orleans Saints | 69,152 | W | 35-22 |
| 11/05 | Cincinnati Bengals | 70,792 | W | 26-20 |
| 11/12 | @ Tennessee Titans | 69,143 | W | 27-26 |
| 11/19 | Atlanta Falcons | 70,790 | W | 24-10 |
| 11/26 | Pittsburgh Steelers | 70,946 | W | 27-0 |
| 11/30 | @ Cincinnati Bengals | 65,973 | L | 7-13 |
| 12/10 | @ Kansas City Chiefs | 77,232 | W | 20-10 |
| 12/17 | Cleveland Browns | 70,857 | W | 27-17 |
| 12/24 | @ Pittsburgh Steelers | 63,224 | W | 31-7 |
| 12/31 | Buffalo Bills | 70,913 | W | 19-7 |

AFC Divisional Playoff Game

| | | | | |
|---------|--------------------|--------|---|------|
| 1/13/07 | Indianapolis Colts | 71,162 | L | 6-15 |
|---------|--------------------|--------|---|------|

2007: 5-11

HEAD COACH: BRIAN BILLICK

4th AFC North • Top Draft Choice: G Ben Grubbs

| | | | | |
|-------|-----------------------|--------|---|----------|
| 09/10 | @ Cincinnati Bengals | 66,093 | L | 20-27 |
| 09/16 | New York Jets | 71,246 | W | 20-13 |
| 09/23 | Arizona Cardinals | 71,372 | W | 26-23 |
| 09/30 | @ Cleveland Browns | 73,024 | L | 13-27 |
| 10/07 | @ San Francisco 49ers | 67,885 | W | 9-7 |
| 10/14 | St. Louis Rams | 71,175 | W | 22-3 |
| 10/21 | @ Buffalo Bills | 70,727 | L | 14-19 |
| 11/05 | @ Pittsburgh Steelers | 63,457 | L | 7-38 |
| 11/11 | Cincinnati Bengals | 71,130 | L | 7-21 |
| 11/18 | Cleveland Browns | 71,055 | L | 30-33 OT |
| 11/25 | @ San Diego Chargers | 63,337 | L | 14-32 |
| 12/03 | New England Patriots | 71,382 | L | 24-27 |
| 12/09 | Indianapolis Colts | 70,513 | L | 20-44 |
| 12/16 | @ Miami Dolphins | 70,287 | L | 16-22 OT |
| 12/23 | @ Seattle Seahawks | 68,164 | L | 6-27 |
| 12/30 | Pittsburgh Steelers | 71,353 | W | 27-21 |



WR Derrick Mason, the Ravens' all-time leading receiver, led the team with 103 catches during the 2007 season.

2008: 11-5

HEAD COACH: JOHN HARBAUGH

2nd AFC North - Wild Card • Top Draft Choice: QB Joe Flacco

| | | | | |
|-------|-----------------------|--------|---|----------|
| 09/07 | Cincinnati Bengals | 70,978 | W | 17-10 |
| 09/21 | Cleveland Browns | 71,104 | W | 28-10 |
| 09/29 | @ Pittsburgh Steelers | 64,038 | L | 20-23 OT |
| 10/05 | Tennessee Titans | 71,131 | L | 10-13 |
| 10/12 | @ Indianapolis Colts | 66,153 | L | 3-31 |
| 10/19 | @ Miami Dolphins | 64,972 | W | 27-13 |
| 10/26 | Oakland Raiders | 71,254 | W | 29-10 |
| 11/02 | @ Cleveland Browns | 73,078 | W | 37-27 |
| 11/09 | @ Houston Texans | 70,552 | W | 41-13 |
| 11/16 | @ New York Giants | 78,849 | L | 10-30 |
| 11/23 | Philadelphia Eagles | 71,379 | W | 36-7 |
| 11/30 | @ Cincinnati Bengals | 63,871 | W | 34-3 |
| 12/07 | Washington Redskins | 71,438 | W | 24-10 |
| 12/14 | Pittsburgh Steelers | 71,502 | L | 9-13 |
| 12/20 | @ Dallas Cowboys | 63,800 | W | 33-24 |
| 12/28 | Jacksonville Jaguars | 71,366 | W | 27-7 |

AFC Wild Card Playoff Game

| | | | | |
|--------|------------------|--------|---|------|
| 1/4/09 | @ Miami Dolphins | 74,240 | W | 27-9 |
|--------|------------------|--------|---|------|

AFC Divisional Playoff Game

| | | | | |
|---------|--------------------|--------|---|-------|
| 1/10/09 | @ Tennessee Titans | 69,143 | W | 13-10 |
|---------|--------------------|--------|---|-------|

AFC Championship Game

| | | | | |
|---------|-----------------------|--------|---|-------|
| 1/18/09 | @ Pittsburgh Steelers | 65,350 | L | 14-23 |
|---------|-----------------------|--------|---|-------|

2009: 9-7

HEAD COACH: JOHN HARBAUGH

2nd AFC North - Wild Card • Top Draft Choice: T Michael Oher

| | | | | |
|--------|------------------------|--------|---|----------|
| 09/13 | Kansas City Chiefs | 71,099 | W | 38-24 |
| 09/20 | @ San Diego Chargers | 66,882 | W | 31-26 |
| 09/27 | Cleveland Browns | 70,950 | W | 34-3 |
| 10/04 | @ New England Patriots | 68,756 | L | 21-27 |
| 10/11 | Cincinnati Bengals | 71,161 | L | 14-17 |
| 10/18 | @ Minnesota Vikings | 63,689 | L | 31-33 |
| 11/01 | Denver Broncos | 71,132 | W | 30-7 |
| 11/08 | @ Cincinnati Bengals | 64,313 | L | 7-17 |
| 11/16 | @ Cleveland Browns | 69,023 | W | 16-0 |
| 11/22 | Indianapolis Colts | 71,320 | L | 15-17 |
| 11/29 | Pittsburgh Steelers | 71,314 | W | 20-17 OT |
| 12/07 | @ Green Bay Packers | 70,286 | L | 14-27 |
| 12/13 | Detroit Lions | 70,673 | W | 48-3 |
| 12/20 | Chicago Bears | 71,011 | W | 31-7 |
| 12/27 | @ Pittsburgh Steelers | 64,068 | L | 20-23 |
| 1/3/10 | @ Oakland Raiders | 38,400 | W | 21-13 |

AFC Wild Card Playoff Game

| | | | | |
|---------|------------------------|--------|---|-------|
| 1/10/10 | @ New England Patriots | 68,756 | W | 33-14 |
|---------|------------------------|--------|---|-------|

AFC Divisional Playoff Game

| | | | | |
|---------|----------------------|--------|---|------|
| 1/16/10 | @ Indianapolis Colts | 67,535 | L | 3-20 |
|---------|----------------------|--------|---|------|

ALL-TIME RESULTS

2010: 12-4

HEAD COACH: JOHN HARBAUGH

2nd AFC North - Wild Card • Top Draft Choice: OLB Sergio Kindle

| | | | | |
|--------|------------------------|--------|---|----------|
| 09/13 | @ New York Jets | 78,127 | W | 10-9 |
| 09/19 | @ Cincinnati Bengals | 64,071 | L | 10-15 |
| 09/26 | Cleveland Browns | 71,119 | W | 24-17 |
| 10/03 | @ Pittsburgh Steelers | 64,729 | W | 17-14 |
| 10/10 | Denver Broncos | 71,246 | W | 31-17 |
| 10/17 | @ New England Patriots | 68,756 | L | 20-23 OT |
| 10/24 | Buffalo Bills | 71,220 | W | 37-34 OT |
| 11/07 | Miami Dolphins | 71,305 | W | 26-10 |
| 11/11 | @ Atlanta Falcons | 68,474 | L | 21-26 |
| 11/21 | @ Carolina Panthers | 73,021 | W | 37-13 |
| 11/28 | Tampa Bay Buccaneers | 70,989 | W | 17-10 |
| 12/05 | Pittsburgh Steelers | 71,418 | L | 10-13 |
| 12/13 | @ Houston Texans | 71,413 | W | 34-28 OT |
| 12/19 | New Orleans Saints | 71,432 | W | 30-24 |
| 12/26 | @ Cleveland Browns | 65,028 | W | 20-10 |
| 1/2/11 | Cincinnati Bengals | 71,088 | W | 13-7 |

AFC Wild Card Playoff Game

| | | | | |
|--------|----------------------|--------|---|------|
| 1/9/11 | @ Kansas City Chiefs | 72,190 | W | 30-7 |
|--------|----------------------|--------|---|------|

AFC Divisional Playoff Game

| | | | | |
|---------|-----------------------|--------|---|-------|
| 1/15/11 | @ Pittsburgh Steelers | 64,879 | L | 24-31 |
|---------|-----------------------|--------|---|-------|

2011: 12-4

HEAD COACH: JOHN HARBAUGH

1st AFC North - Division Title • Top Draft Choice: CB Jimmy Smith

| | | | | |
|--------|------------------------|--------|---|-------|
| 09/11 | Pittsburgh Steelers | 71,434 | W | 35-7 |
| 09/18 | @ Tennessee Titans | 69,143 | L | 13-26 |
| 09/25 | @ St. Louis Rams | 56,289 | W | 37-7 |
| 10/02 | New York Jets | 71,247 | W | 34-17 |
| 10/16 | Houston Texans | 71,154 | W | 29-14 |
| 10/24 | @ Jacksonville Jaguars | 62,976 | L | 7-12 |
| 10/30 | Arizona Cardinals | 71,022 | W | 30-27 |
| 11/06 | @ Pittsburgh Steelers | 64,851 | W | 23-20 |
| 11/13 | @ Seattle Seahawks | 66,522 | L | 17-22 |
| 11/20 | Cincinnati Bengals | 71,320 | W | 31-24 |
| 11/24 | San Francisco 49ers | 71,345 | W | 16-6 |
| 12/04 | @ Cleveland Browns | 63,648 | W | 24-10 |
| 12/11 | Indianapolis Colts | 71,187 | W | 24-10 |
| 12/18 | @ San Diego Chargers | 67,242 | L | 14-34 |
| 12/24 | Cleveland Browns | 71,083 | W | 20-14 |
| 1/1/12 | @ Cincinnati Bengals | 63,439 | W | 24-16 |

AFC Divisional Playoff Game

| | | | | |
|---------|----------------|--------|---|-------|
| 1/15/12 | Houston Texans | 71,547 | W | 20-13 |
|---------|----------------|--------|---|-------|

AFC Championship Game

| | | | | |
|---------|------------------------|--------|---|-------|
| 1/22/12 | @ New England Patriots | 68,756 | L | 20-23 |
|---------|------------------------|--------|---|-------|

2012: 10-6

HEAD COACH: JOHN HARBAUGH

1st AFC North - Division Title • Top Draft Choice: OLB Courtney Upshaw

| | | | | |
|-------|-----------------------|--------|---|----------|
| 09/10 | Cincinnati Bengals | 71,064 | W | 44-13 |
| 09/16 | @ Philadelphia Eagles | 69,144 | L | 23-24 |
| 09/23 | New England Patriots | 71,269 | W | 31-30 |
| 09/27 | Cleveland Browns | 70,944 | W | 23-16 |
| 10/07 | @ Kansas City Chiefs | 68,803 | W | 9-6 |
| 10/14 | Dallas Cowboys | 71,384 | W | 31-29 |
| 10/21 | @ Houston Texans | 71,708 | L | 13-43 |
| 11/04 | @ Cleveland Browns | 65,449 | W | 25-15 |
| 11/11 | Oakland Raiders | 71,339 | W | 55-20 |
| 11/18 | @ Pittsburgh Steelers | 63,446 | W | 13-10 |
| 11/25 | @ San Diego Chargers | 57,882 | W | 16-13 OT |
| 12/02 | Pittsburgh Steelers | 71,442 | L | 20-23 |
| 12/09 | @ Washington Redskins | 81,178 | L | 28-31 OT |
| 12/16 | Denver Broncos | 71,317 | L | 17-34 |
| 12/23 | New York Giants | 71,470 | W | 33-14 |
| 12/30 | @ Cincinnati Bengals | 61,565 | L | 17-23 |

AFC Wild Card Playoff Game

| | | | | |
|--------|--------------------|--------|---|------|
| 1/6/13 | Indianapolis Colts | 71,379 | W | 24-9 |
|--------|--------------------|--------|---|------|

AFC Divisional Playoff Game

| | | | | |
|---------|------------------|--------|---|-----------|
| 1/12/13 | @ Denver Broncos | 76,732 | W | 38-35 2OT |
|---------|------------------|--------|---|-----------|

AFC Championship Game

| | | | | |
|---------|------------------------|--------|---|-------|
| 1/20/13 | @ New England Patriots | 68,756 | W | 28-13 |
|---------|------------------------|--------|---|-------|

Super Bowl XLVII (New Orleans, LA)

| | | | | |
|--------|-------------------------|--------|---|-------|
| 2/3/13 | vs. San Francisco 49ers | 71,024 | W | 34-31 |
|--------|-------------------------|--------|---|-------|

2012 WORLD CHAMPIONS



2013: 8-8

HEAD COACH: JOHN HARBAUGH

3rd AFC North • Top Draft Choice: S Matt Elam

| | | | | |
|-------|-----------------------|--------|---|----------|
| 09/05 | @ Denver Broncos | 76,977 | L | 27-49 |
| 09/15 | Cleveland Browns | 71,098 | W | 14-6 |
| 09/22 | Houston Texans | 71,168 | W | 30-9 |
| 09/29 | @ Buffalo Bills | 68,296 | L | 20-23 |
| 10/06 | @ Miami Dolphins | 68,342 | W | 26-23 |
| 10/13 | Green Bay Packers | 71,319 | L | 17-19 |
| 10/20 | @ Pittsburgh Steelers | 62,295 | L | 16-19 |
| 11/03 | @ Cleveland Browns | 71,513 | L | 18-24 |
| 11/10 | Cincinnati Bengals | 70,992 | W | 20-17 OT |
| 11/17 | @ Chicago Bears | 62,367 | L | 20-23 OT |
| 11/24 | New York Jets | 71,148 | W | 19-3 |
| 11/28 | Pittsburgh Steelers | 71,005 | W | 22-20 |
| 12/08 | Minnesota Vikings | 70,921 | W | 29-26 |
| 12/16 | @ Detroit Lions | 64,742 | W | 18-16 |
| 12/22 | New England Patriots | 71,433 | L | 7-41 |
| 12/29 | @ Cincinnati Bengals | 62,406 | L | 17-34 |

BALTIMORE RAVENS.COM

ALL-TIME RESULTS

2014: 10-6

HEAD COACH: JOHN HARBAUGH

3rd AFC North - Wild Card • Top Draft Choice: LB C.J. Mosley

| | | | | |
|-------|------------------------|--------|---|-------|
| 09/07 | Cincinnati Bengals | 70,925 | L | 16-23 |
| 09/11 | Pittsburgh Steelers | 71,181 | W | 26-6 |
| 09/21 | @ Cleveland Browns | 67,407 | W | 23-21 |
| 09/28 | Carolina Panthers | 71,218 | W | 38-10 |
| 10/05 | @ Indianapolis Colts | 65,258 | L | 13-20 |
| 10/12 | @ Tampa Bay Buccaneers | 60,041 | W | 48-17 |
| 10/19 | Atlanta Falcons | 71,184 | W | 29-7 |
| 10/26 | @ Cincinnati Bengals | 55,711 | L | 24-27 |
| 11/02 | @ Pittsburgh Steelers | 63,971 | L | 23-43 |
| 11/09 | Tennessee Titans | 70,914 | W | 21-7 |
| 11/24 | @ New Orleans Saints | 73,373 | W | 34-27 |
| 11/30 | San Diego Chargers | 71,060 | L | 33-34 |
| 12/07 | @ Miami Dolphins | 70,244 | W | 28-13 |
| 12/14 | Jacksonville Jaguars | 70,801 | W | 20-12 |
| 12/21 | @ Houston Texans | 71,771 | L | 13-25 |
| 12/28 | Cleveland Browns | 71,070 | W | 20-10 |

AFC Wild Card Playoff Game

1/3/15 @ Pittsburgh Steelers 62,780 W 30-17

AFC Divisional Playoff Game

1/10/15 @ New England Patriots 68,756 L 31-35



OLB Terrell Suggs helped lead the Ravens to a 30-17 victory in the 2014 Wild Card Playoff victory at Pittsburgh, posting 6 tackles and 1 INT.

2015: 5-11

HEAD COACH: JOHN HARBAUGH

3rd AFC North • Top Draft Choice: WR Breshad Perriman

| | | | | |
|--------|-----------------------|--------|---|----------|
| 09/13 | @ Denver Broncos | 76,798 | L | 13-19 |
| 09/20 | @ Oakland Raiders | 53,500 | L | 33-37 |
| 09/27 | Cincinnati Bengals | 70,970 | L | 24-28 |
| 10/01 | @ Pittsburgh Steelers | 63,929 | W | 23-20 OT |
| 10/11 | Cleveland Browns | 71,046 | L | 30-33 OT |
| 10/18 | @ San Francisco 49ers | 70,799 | L | 20-25 |
| 10/26 | @ Arizona Cardinals | 64,722 | L | 18-26 |
| 11/01 | San Diego Chargers | 70,829 | W | 29-26 |
| 11/15 | Jacksonville Jaguars | 70,837 | L | 20-22 |
| 11/22 | St. Louis Rams | 71,105 | W | 16-13 |
| 11/30 | @ Cleveland Browns | 64,380 | W | 33-27 |
| 12/06 | @ Miami Dolphins | 64,519 | L | 13-15 |
| 12/13 | Seattle Seahawks | 71,179 | L | 6-35 |
| 12/20 | Kansas City Chiefs | 70,791 | L | 14-34 |
| 12/27 | Pittsburgh Steelers | 71,261 | W | 20-17 |
| 1/3/16 | @ Cincinnati Bengals | 57,254 | L | 16-24 |

2016: 8-8

HEAD COACH: JOHN HARBAUGH

2nd AFC North • Top Draft Choice: T Ronnie Stanley

| | | | | |
|--------|------------------------|--------|---|-------|
| 09/11 | Buffalo Bills | 71,104 | W | 13-7 |
| 09/18 | @ Cleveland Browns | 67,431 | W | 25-20 |
| 09/25 | @ Jacksonville Jaguars | 60,127 | W | 19-17 |
| 10/02 | Oakland Raiders | 71,152 | L | 27-28 |
| 10/09 | Washington Redskins | 71,318 | L | 10-16 |
| 10/16 | @ New York Giants | 78,487 | L | 23-27 |
| 10/23 | @ New York Jets | 78,160 | L | 16-24 |
| 11/06 | Pittsburgh Steelers | 71,286 | W | 21-14 |
| 11/10 | Cleveland Browns | 70,921 | W | 28-7 |
| 11/20 | @ Dallas Cowboys | 93,056 | L | 17-27 |
| 11/27 | Cincinnati Bengals | 70,903 | W | 19-14 |
| 12/04 | Miami Dolphins | 70,916 | W | 38-6 |
| 12/12 | @ New England Patriots | 66,829 | L | 23-30 |
| 12/18 | Philadelphia Eagles | 71,223 | W | 27-26 |
| 12/25 | @ Pittsburgh Steelers | 66,276 | L | 27-31 |
| 1/1/17 | @ Cincinnati Bengals | 54,944 | L | 10-27 |

2017: 9-7

HEAD COACH: JOHN HARBAUGH

2nd AFC North • Top Draft Choice: CB Marlon Humphrey

| | | | | |
|-------|------------------------|--------|---|----------|
| 09/10 | @ Cincinnati Bengals | 55,254 | W | 20-0 |
| 09/17 | Cleveland Browns | 70,605 | W | 24-10 |
| 09/24 | @ Jacksonville Jaguars | 84,592 | L | 7-44 |
| 10/01 | Pittsburgh Steelers | 71,126 | L | 9-26 |
| 10/08 | @ Oakland Raiders | 54,980 | W | 30-17 |
| 10/15 | Chicago Bears | 70,616 | L | 24-27 OT |
| 10/22 | @ Minnesota Vikings | 66,751 | L | 16-24 |
| 10/26 | Miami Dolphins | 70,408 | W | 40-0 |
| 11/05 | @ Tennessee Titans | 67,322 | L | 20-23 |
| 11/19 | @ Green Bay Packers | 77,945 | W | 23-0 |
| 11/27 | Houston Texans | 70,357 | W | 23-16 |
| 12/03 | Detroit Lions | 70,500 | W | 44-20 |
| 12/10 | @ Pittsburgh Steelers | 60,069 | L | 38-39 |
| 12/17 | @ Cleveland Browns | 56,434 | W | 27-10 |
| 12/23 | Indianapolis Colts | 70,590 | W | 23-16 |
| 12/31 | Cincinnati Bengals | 70,507 | L | 27-31 |



Rookie CB Marlon Humphrey recorded 3 tackles, 2 PD and 1 INT in the Ravens' 23-0 victory at Green Bay, marking Baltimore's third shutout win of the 2017 campaign.

ALL-TIME RESULTS

2018: 10-6

HEAD COACH: JOHN HARBAUGH

1st AFC North - Division Title • Top Draft Choice: TE Hayden Hurst

| | | | | |
|-------|------------------------|--------|---|----------|
| 09/09 | Buffalo Bills | 70,591 | W | 47-3 |
| 09/13 | @ Cincinnati Bengals | 50,018 | L | 23-34 |
| 09/23 | Denver Broncos | 70,156 | W | 27-14 |
| 09/30 | @ Pittsburgh Steelers | 62,030 | W | 26-14 |
| 10/07 | @ Cleveland Browns | 67,431 | L | 9-12 OT |
| 10/14 | @ Tennessee Titans | 64,441 | W | 21-0 |
| 10/21 | New Orleans Saints | 70,639 | L | 23-24 |
| 10/28 | @ Carolina Panthers | 73,843 | L | 21-36 |
| 11/04 | Pittsburgh Steelers | 70,997 | L | 16-23 |
| 11/18 | Cincinnati Bengals | 70,077 | W | 24-21 |
| 11/25 | Oakland Raiders | 70,035 | W | 34-17 |
| 12/02 | @ Atlanta Falcons | 72,262 | W | 26-16 |
| 12/09 | @ Kansas City Chiefs | 74,336 | L | 24-27 OT |
| 12/16 | Tampa Bay Buccaneers | 70,031 | W | 20-12 |
| 12/22 | @ Los Angeles Chargers | 25,571 | W | 22-10 |
| 12/30 | Cleveland Browns | 70,925 | W | 26-24 |

AFC Wild Card Playoff Game

| | | | | |
|--------|----------------------|--------|---|-------|
| 1/6/19 | Los Angeles Chargers | 70,432 | L | 17-23 |
|--------|----------------------|--------|---|-------|



QB Lamar Jackson posted a 6-1 regular season record as the Ravens' starter in 2018, helping lead Baltimore to the AFC North Division title.

COLDEST HOME GAMES

On Dec. 31, 2017 vs. Cincinnati, it was 19 degrees (felt like 7 with wind chill) at kickoff, marking the coldest home game in Ravens history. The previous record was 22 degrees (5 wind chill) on 12/31/00 vs. Denver in a Wild Card playoff.

COLDEST HOME GAMES RAVENS FRANCHISE HISTORY

| Date | Opponent | Kickoff Temp. | Wind Chill |
|----------|----------------|---------------|------------|
| 12/31/17 | Cincinnati | 19 | 7 |
| 12/31/00 | Denver (WC) | 22 | 5 |
| 12/07/08 | Washington | 29 | 12 |
| 12/19/05 | Green Bay | 29 | 19 |
| 1/15/12 | Houston (Div.) | 31 | 24 |



2018 SEASON FAST FACTS

- Winning six of its last seven games – all with QB Lamar Jackson as the starter – Baltimore (10-6) captured its first AFC North title since 2012 (and fifth ever), earning a playoff berth for the seventh time during John Harbaugh's tenure.
- The Ravens returned to the postseason for the first time since 2014, but fell at home in the Wild Card round, 23-17, to the Los Angeles Chargers, who would later lose to the eventual Super Bowl Champion Patriots.
- Boasting the NFL's No. 2 rushing attack (152.6 ypg), the Ravens racked up the second-most rushing yards (2,441) in franchise history. Baltimore also produced a franchise-record 5,999 total yards.
- Over the team's final seven games (with Jackson as starter), Baltimore piled up an NFL high 1,607 rushing yards (229.6 ypg), with Seattle (1,190) rushing for the next-highest total.
- The Ravens produced the NFL's No. 1 defense, allowing 292.9 yards per game. Baltimore also permitted the league's second-fewest points per game (17.9), just behind Chicago's mark of 17.7.
- Baltimore ranked third in the league in third-down defense (34.1), fourth in rushing yards allowed (82.9 ypg) and fifth in passing yards permitted (210.0 ypg). The Ravens' 80.6 defensive passer rating stood second, only behind the Bears' 72.9 mark.

RAVENS VS. AFC OPPONENTS

VS. AFC NORTH

CINCINNATI BENGALS HEAD COACH ZAC TAYLOR

Regular Season Series Tied, 23-23
Preseason Series, No Meetings



| | | | |
|----------|---------|---------------|--------|
| 11/03/96 | Bengals | 24-21 Bal. | 60,743 |
| 12/08/96 | Bengals | 21-14 @ Cin. | 43,022 |
| 09/07/97 | Ravens | 23-10 Bal. | 52,968 |
| 12/21/97 | Bengals | 16-14 @ Cin. | 50,917 |
| 09/27/98 | Ravens | 31-21 Bal. | 68,154 |
| 11/22/98 | Ravens | 20-13 @ Cin. | 52,571 |
| 11/21/99 | Ravens | 34-31 @ Cin. | 43,279 |
| 12/26/99 | Ravens | 22-0 Bal. | 68,036 |
| 09/24/00 | Ravens | 37-0 Bal. | 68,481 |
| 11/05/00 | Ravens | 27-7 @ Cin. | 54,759 |
| 09/23/01 | Bengals | 21-10 @ Cin. | 49,632 |
| 12/23/01 | Ravens | 16-0 Bal. | 68,987 |
| 11/10/02 | Ravens | 38-27 Bal. | 69,024 |
| 12/01/02 | Ravens | 27-23 @ Cin. | 44,878 |
| 10/19/03 | Bengals | 34-26 @ Cin. | 53,553 |
| 12/07/03 | Ravens | 31-13 Bal. | 69,468 |
| 09/26/04 | Ravens | 23-9 @ Cin. | 65,575 |
| 12/05/04 | Bengals | 12-26 Bal. | 69,695 |
| 11/06/05 | Bengals | 21-9 Bal. | 70,540 |
| 11/27/05 | Bengals | 42-29 @ Cin. | 65,680 |
| 11/05/06 | Ravens | 26-20 Bal. | 70,792 |
| 11/30/06 | Bengals | 13-7 @ Cin. | 65,973 |
| 09/10/07 | Bengals | 27-20 @ Cin. | 66,093 |
| 11/11/07 | Bengals | 21-7 Bal. | 71,130 |
| 09/07/08 | Ravens | 17-10 Bal. | 70,978 |
| 11/30/08 | Ravens | 34-3 @ Cin. | 63,871 |
| 10/11/09 | Bengals | 17-14 Bal. | 71,161 |
| 11/08/09 | Bengals | 17-7 @ Cin. | 64,313 |
| 09/19/10 | Bengals | 15-10 @ Cin. | 64,071 |
| 01/02/11 | Ravens | 13-7 Bal. | 71,088 |
| 11/20/11 | Ravens | 31-24 Bal. | 71,320 |
| 01/01/12 | Ravens | 24-16 @ Cin. | 63,439 |
| 09/10/12 | Ravens | 44-13 Bal. | 71,064 |
| 12/30/12 | Bengals | 23-17 @ Cin. | 61,565 |
| 11/10/13 | Ravens | 20-17 Bal. OT | 70,992 |
| 12/29/13 | Bengals | 34-17 @ Cin. | 62,406 |
| 09/07/14 | Bengals | 23-16 Bal. | 70,925 |
| 10/26/14 | Bengals | 27-24 @ Cin. | 55,711 |
| 09/27/15 | Bengals | 28-24 Bal. | 70,970 |
| 01/03/16 | Bengals | 24-16 @ Cin. | 57,254 |
| 11/27/16 | Ravens | 19-14 Bal. | 70,903 |
| 01/01/17 | Bengals | 27-10 @ Cin. | 54,944 |
| 09/10/17 | Ravens | 20-0 @ Cin. | 55,254 |
| 12/31/17 | Bengals | 31-27 Bal. | 70,507 |
| 09/13/18 | Bengals | 34-23 @ Cin. | 50,018 |
| 11/18/18 | Ravens | 24-21 Bal. | 70,077 |

CLEVELAND BROWNS HEAD COACH FREDDIE KITCHENS

Ravens Lead Regular Season Series, 30-10
Preseason Series, No Meetings



| | | | |
|----------|--------|-------------|--------|
| 09/26/99 | Ravens | 17-10 Bal. | 68,803 |
| 11/07/99 | Ravens | 41-9 @ Cle. | 72,898 |

| | | | |
|----------|--------|----------------|--------|
| 10/01/00 | Ravens | 12-0 @ Cle. | 73,018 |
| 11/26/00 | Ravens | 44-7 Bal. | 68,361 |
| 10/21/01 | Browns | 24-14 @ Cle. | 72,818 |
| 11/18/01 | Browns | 27-17 Bal. | 69,353 |
| 10/06/02 | Ravens | 26-21 @ Cle. | 73,688 |
| 12/22/02 | Browns | 14-13 Bal. | 69,348 |
| 09/14/03 | Ravens | 33-13 Bal. | 69,473 |
| 12/21/03 | Ravens | 35-0 @ Cle. | 72,548 |
| 09/12/04 | Browns | 20-3 @ Cle. | 73,068 |
| 11/07/04 | Ravens | 27-13 Bal. | 69,781 |
| 10/16/05 | Ravens | 16-3 Bal. | 70,196 |
| 01/01/06 | Browns | 20-16 @ Cle. | 69,871 |
| 09/24/06 | Ravens | 15-14 @ Cle. | 72,474 |
| 12/17/06 | Ravens | 27-17 Bal. | 70,857 |
| 09/30/07 | Browns | 27-13 @ Cle. | 73,024 |
| 11/18/07 | Browns | 33-30 Bal. OT | 71,055 |
| 09/21/08 | Ravens | 28-10 Bal. | 71,104 |
| 11/02/08 | Ravens | 37-27 @ Cle. | 73,078 |
| 09/27/09 | Ravens | 34-3 Bal. | 70,950 |
| 11/16/09 | Ravens | 16-0 @ Cle. | 69,023 |
| 09/26/10 | Ravens | 24-17 Bal. | 71,119 |
| 12/26/10 | Ravens | 20-10 @ Cle. | 65,028 |
| 12/04/11 | Ravens | 24-10 @ Cle. | 63,648 |
| 12/24/11 | Ravens | 20-14 Bal. | 71,083 |
| 09/27/12 | Ravens | 23-16 Bal. | 70,944 |
| 11/04/12 | Ravens | 25-15 @ Cle. | 65,449 |
| 09/15/13 | Ravens | 14-6 Bal. | 71,098 |
| 11/03/13 | Browns | 24-18 @ Cle. | 71,513 |
| 09/21/14 | Ravens | 23-21 @ Cle. | 67,407 |
| 12/28/14 | Ravens | 20-10 Bal. | 71,070 |
| 10/11/15 | Browns | 33-30 Bal. OT | 71,046 |
| 11/30/15 | Ravens | 33-27 @ Cle. | 64,380 |
| 09/18/16 | Ravens | 25-20 @ Cle. | 67,431 |
| 11/10/16 | Ravens | 28-7 Bal. | 70,921 |
| 09/17/17 | Ravens | 24-10 Bal. | 70,605 |
| 12/17/17 | Ravens | 27-10 @ Cle. | 56,434 |
| 10/07/18 | Browns | 12-9 @ Cle. OT | 67,431 |
| 12/30/18 | Ravens | 26-24 Bal. | 70,925 |

PITTSBURGH STEELERS HEAD COACH MIKE TOMLIN

Steelers Lead Regular Season Series, 25-21
Preseason Series, No Meetings



| | | | |
|----------|----------|---------------|--------|
| 09/08/96 | Steelers | 31-17 @ Pit. | 57,241 |
| 12/01/96 | Ravens | 31-17 Bal. | 51,822 |
| 10/05/97 | Steelers | 42-34 Bal. | 64,421 |
| 11/09/97 | Steelers | 37-0 @ Pit. | 56,669 |
| 09/06/98 | Steelers | 20-13 Bal. | 68,847 |
| 10/18/98 | Steelers | 16-6 @ Pit. | 58,620 |
| 09/19/99 | Steelers | 23-20 Bal. | 68,965 |
| 12/12/99 | Ravens | 31-24 @ Pit. | 46,715 |
| 09/03/00 | Ravens | 16-0 @ Pit. | 55,049 |
| 10/29/00 | Steelers | 9-6 Bal. | 69,405 |
| 11/04/01 | Ravens | 13-10 @ Pit. | 62,906 |
| 12/16/01 | Steelers | 26-21 Bal. | 69,506 |
| 10/27/02 | Steelers | 31-18 Bal. | 69,638 |
| 12/29/02 | Steelers | 34-31 @ Pit. | 61,961 |
| 09/07/03 | Steelers | 34-15 @ Pit. | 63,157 |
| 12/28/03 | Ravens | 13-10 Bal. OT | 70,001 |
| 09/19/04 | Ravens | 30-13 Bal. | 69,859 |

RAVENS VS. AFC OPPONENTS

VS. AFC NORTH CONT'D

| | | | |
|----------|----------|-----------------|--------|
| 12/26/04 | Steelers | 20-7 @ Pit. | 64,227 |
| 10/31/05 | Steelers | 20-19 @ Pit. | 64,178 |
| 11/20/05 | Ravens | 16-13 Bal. OT | 70,601 |
| 11/26/06 | Ravens | 27-0 Bal. | 70,946 |
| 12/24/06 | Ravens | 31-7 @ Pit. | 63,224 |
| 11/05/07 | Steelers | 38-7 @ Pit. | 63,457 |
| 12/30/07 | Ravens | 27-21 Bal. | 71,353 |
| 09/29/08 | Steelers | 23-20 @ Pit. OT | 64,038 |
| 12/14/08 | Steelers | 13-9 Bal. | 71,502 |
| 11/29/09 | Ravens | 20-17 Bal. OT | 71,314 |
| 12/27/09 | Steelers | 23-20 @ Pit. | 64,068 |
| 10/03/10 | Ravens | 17-14 @ Pit. | 64,729 |
| 12/05/10 | Steelers | 13-10 Bal. | 71,418 |
| 09/11/11 | Ravens | 35-7 Bal. | 71,434 |
| 11/06/11 | Ravens | 23-20 @ Pit. | 64,851 |
| 11/18/12 | Ravens | 13-10 @ Pit. | 63,446 |
| 12/02/12 | Steelers | 23-20 Bal. | 71,442 |
| 10/20/13 | Steelers | 19-16 @ Pit. | 62,295 |
| 11/28/13 | Ravens | 22-20 Bal. | 71,005 |
| 09/11/14 | Ravens | 26-6 Bal. | 71,181 |
| 11/02/14 | Steelers | 43-23 @ Pit. | 63,971 |
| 10/01/15 | Ravens | 23-20 @ Pit. OT | 63,929 |
| 12/27/15 | Ravens | 20-17 Bal. | 71,261 |
| 11/06/16 | Ravens | 21-14 Bal. | 71,286 |
| 12/25/16 | Steelers | 31-27 @ Pit. | 66,276 |
| 10/01/17 | Steelers | 26-9 Bal. | 71,126 |
| 12/10/17 | Steelers | 39-38 @ Pit. | 60,069 |
| 09/30/18 | Ravens | 26-14 @ Pit. | 62,030 |
| 11/04/18 | Steelers | 23-16 Bal. | 70,997 |

Steelers Lead Postseason Series, 3-1

| | | | |
|----------|--------------------|--------------|--------|
| 01/20/02 | Steelers | 27-10 @ Pit. | 63,976 |
| | Divisional Playoff | | |
| 01/18/09 | Steelers | 23-14 @ Pit. | 65,350 |
| | AFC Championship | | |
| 01/15/11 | Steelers | 31-24 @ Pit. | 64,879 |
| | Divisional Playoff | | |
| 01/03/15 | Ravens | 30-17 @ Pit. | 62,780 |
| | Wild Card | | |

VS. AFC SOUTH

HOUSTON TEXANS

HEAD COACH BILL O'BRIEN

Ravens Lead Regular Season Series, 7-2

Preseason Series, No Meetings



| | | | |
|----------|--------|-----------------|--------|
| 12/15/02 | Ravens | 23-19 @ Hou. | 70,108 |
| 12/04/05 | Ravens | 16-15 Bal. | 69,909 |
| 11/09/08 | Ravens | 41-13 @ Hou. | 70,552 |
| 12/13/10 | Ravens | 34-28 @ Hou. OT | 71,413 |
| 10/16/11 | Ravens | 29-14 Bal. | 71,154 |
| 10/21/12 | Texans | 43-13 @ Hou. | 71,708 |
| 09/22/13 | Ravens | 30-9 Bal. | 71,168 |
| 12/21/14 | Texans | 25-13 @ Hou. | 71,771 |
| 11/27/17 | Ravens | 23-16 Bal. | 70,357 |

Ravens Lead Postseason Series, 1-0

| | | | |
|----------|--------------------|------------|--------|
| 01/15/12 | Ravens | 20-13 Bal. | 71,547 |
| | Divisional Playoff | | |

INDIANAPOLIS COLTS

HEAD COACH FRANK REICH

Colts Lead Regular Season Series, 8-4

Ravens Lead Preseason Series, 2-0



Preseason

| | | | |
|----------|--------|--------------|--------|
| 08/20/16 | Ravens | 19-18 @ Ind. | 65,327 |
| 08/20/18 | Ravens | 20-19 @ Ind. | 60,576 |

Regular Season

| | | | |
|----------|--------|--------------|--------|
| 10/13/96 | Colts | 26-21 @ Ind. | 56,978 |
| 11/29/98 | Ravens | 38-31 Bal. | 68,898 |
| 12/02/01 | Ravens | 39-27 Bal. | 69,382 |
| 10/13/02 | Colts | 22-20 @ Ind. | 56,174 |
| 12/09/04 | Colts | 20-10 @ Ind. | 57,240 |
| 09/11/05 | Colts | 24-7 Bal. | 70,501 |
| 12/09/07 | Colts | 44-20 Bal. | 70,513 |
| 10/12/08 | Colts | 31-3 @ Ind. | 66,153 |
| 11/22/09 | Colts | 17-15 Bal. | 71,320 |
| 12/11/11 | Ravens | 24-10 Bal. | 71,187 |
| 10/05/14 | Colts | 20-13 @ Ind. | 65,258 |
| 12/23/17 | Ravens | 23-16 Bal. | 70,590 |

Colts Lead Postseason Series, 2-1

| | | | |
|----------|--------------------|-------------|--------|
| 01/13/07 | Colts | 15-6 Bal. | 71,162 |
| | Divisional Playoff | | |
| 01/16/10 | Colts | 20-3 @ Ind. | 67,535 |
| | Divisional Playoff | | |
| 01/06/13 | Ravens | 24-9 Bal. | 71,379 |
| | Wild Card Playoff | | |

JACKSONVILLE JAGUARS

HEAD COACH DOUG MARRONE

Jaguars Lead Regular Season Series, 12-9

Ravens Lead Preseason Series, 1-0



Preseason

| | | | |
|----------|--------|------------|--------|
| 08/23/12 | Ravens | 48-17 Bal. | 70,502 |
|----------|--------|------------|--------|

Regular Season

| | | | |
|----------|---------|----------------------|--------|
| 11/10/96 | Jaguars | 30-27 @ Jax. | 64,628 |
| 11/24/96 | Jaguars | 28-25 Bal. OT | 57,384 |
| 08/31/97 | Jaguars | 28-27 Bal. | 61,018 |
| 11/30/97 | Jaguars | 29-27 @ Jax. | 63,712 |
| 09/20/98 | Jaguars | 24-10 @ Jax. | 67,069 |
| 11/01/98 | Jaguars | 45-19 Bal. | 68,915 |
| 11/14/99 | Jaguars | 6-3 @ Jax. | 67,391 |
| 11/28/99 | Jaguars | 30-23 Bal. | 68,428 |
| 09/10/00 | Ravens | 39-36 Bal. | 68,843 |
| 10/08/00 | Ravens | 15-10 @ Jax. | 65,194 |
| 10/28/01 | Ravens | 18-17 Bal. | 69,439 |
| 11/25/01 | Ravens | 24-21 @ Jax. | 53,530 |
| 10/20/02 | Ravens | 17-10 Bal. | 69,173 |
| 11/02/03 | Ravens | 24-17 Bal. | 69,486 |
| 11/13/05 | Jaguars | 30-3 @ Jax. | 66,107 |
| 12/28/08 | Ravens | 27-7 Bal. | 71,366 |
| 10/24/11 | Jaguars | 12-7 @ Jax. | 62,976 |
| 12/14/14 | Ravens | 20-12 Bal. | 70,801 |
| 11/15/15 | Jaguars | 22-20 Bal. | 70,837 |
| 09/25/16 | Ravens | 19-17 @ Jax. | 60,127 |
| 09/24/17 | Jaguars | 44-7 @ Jax. (London) | 84,592 |

RAVENS VS. AFC OPPONENTS

VS. AFC SOUTH CONT'D

TENNESSEE TITANS HEAD COACH MIKE VRABEL

Regular Season Series Tied, 10-10
Preseason Series, No Meetings



| | | | |
|----------|--------|--------------|--------|
| 09/15/96 | Oilers | 29-13 @ Hou. | 20,082 |
| 12/22/96 | Oilers | 24-21 Bal. | 52,704 |
| 09/21/97 | Ravens | 36-10 @ Ten. | 17,737 |
| 12/14/97 | Ravens | 21-19 Bal. | 60,558 |
| 10/11/98 | Titans | 12-8 Bal. | 68,561 |
| 12/06/98 | Titans | 16-14 @ Ten. | 31,124 |
| 10/10/99 | Titans | 14-11 @ Ten. | 65,486 |
| 12/05/99 | Ravens | 41-14 Bal. | 67,854 |
| 10/22/00 | Titans | 16-14 Bal. | 68,490 |
| 11/12/00 | Ravens | 24-23 @ Ten. | 69,200 |
| 10/07/01 | Ravens | 26-7 Bal. | 69,494 |
| 11/12/01 | Ravens | 16-10 @ Ten. | 68,798 |
| 11/24/02 | Ravens | 13-12 Bal. | 69,365 |
| 09/18/05 | Titans | 25-10 @ Ten. | 69,149 |
| 11/12/06 | Ravens | 27-26 @ Ten. | 69,143 |
| 10/05/08 | Titans | 13-10 Bal. | 71,131 |
| 09/18/11 | Titans | 26-13 @ Ten. | 69,143 |
| 11/09/14 | Ravens | 21-7 Bal. | 70,914 |
| 11/05/17 | Titans | 23-20 @ Ten. | 67,322 |
| 10/14/18 | Ravens | 21-0 @ Ten. | 64,441 |

Ravens Lead Postseason Series, 2-1

| | | | |
|----------|--------|--------------------|--------|
| 01/07/01 | Ravens | 24-10 @ Ten. | 68,527 |
| | | Divisional Playoff | |
| 01/03/04 | Titans | 20-17 Bal. | 69,452 |
| | | Wild Card | |
| 01/10/09 | Ravens | 13-10 @ Ten. | 69,143 |
| | | Divisional Playoff | |

VS. AFC EAST

BUFFALO BILLS HEAD COACH SEAN McDERMOTT

Ravens Lead Regular Season Series, 5-3
Preseason Series Tied, 2-2



| Preseason | | | |
|----------------|--------|---------------|--------|
| 08/23/96 | Ravens | 37-14 @ Buf. | 51,905 |
| 08/22/97 | Bills | 31-28 Bal. | 54,473 |
| 08/09/03 | Bills | 28-10 Bal. | 68,550 |
| 08/26/17 | Ravens | 13-9 Bal. | 70,229 |
| Regular Season | | | |
| 10/31/99 | Bills | 13-10 Bal. | 68,673 |
| 10/24/04 | Ravens | 20-6 Bal. | 69,809 |
| 12/31/06 | Ravens | 19-7 Bal. | 70,913 |
| 10/21/07 | Bills | 19-14 @ Buf. | 70,727 |
| 10/24/10 | Ravens | 37-34 Bal. OT | 71,220 |
| 09/29/13 | Bills | 23-20 @ Buf. | 68,296 |
| 09/11/16 | Ravens | 13-7 Bal. | 71,104 |
| 09/09/18 | Ravens | 47-3 Bal. | 70,591 |

MIAMI DOLPHINS HEAD COACH BRIAN FLORES

Ravens Lead Regular Season Series, 7-6
Ravens Lead Preseason Series, 2-0



| Preseason | | | |
|------------------------------------|----------|-----------------|--------|
| 08/17/17 | Ravens | 31-7 @ Mia. | 64,464 |
| 08/25/18 | Ravens | 27-10 @ Mia. | 60,071 |
| Regular Season | | | |
| 10/19/97 | Dolphins | 24-13 Bal. | 64,354 |
| 09/17/00 | Dolphins | 19-6 @ Mia. | 73,464 |
| 11/17/02 | Dolphins | 26-7 @ Mia. | 73,013 |
| 11/16/03 | Dolphins | 9-6 @ Mia. OT | 73,333 |
| 01/02/05 | Ravens | 30-23 Bal. | 69,843 |
| 12/16/07 | Dolphins | 22-16 @ Mia. OT | 70,287 |
| 10/19/08 | Ravens | 27-13 @ Mia. | 64,972 |
| 11/07/10 | Ravens | 26-10 Bal. | 71,305 |
| 10/06/13 | Ravens | 26-23 @ Mia. | 68,342 |
| 12/07/14 | Ravens | 28-13 @ Mia. | 70,244 |
| 12/06/15 | Dolphins | 15-13 @ Mia. | 64,519 |
| 12/04/16 | Ravens | 38-6 Bal. | 70,916 |
| 10/26/17 | Ravens | 40-0 Bal. | 70,408 |
| Ravens Lead Postseason Series, 2-0 | | | |
| 01/13/02 | Ravens | 20-3 @ Mia. | 72,251 |
| | | Wild Card | |
| 01/04/09 | Ravens | 27-9 @ Mia. | 74,240 |
| | | Wild Card | |

NEW ENGLAND PATRIOTS HEAD COACH BILL BELICHICK

Patriots Lead Regular Season Series, 8-1
Ravens Lead Preseason Series, 1-0



| Preseason | | | |
|-----------------------------|----------|--------------------|--------|
| 08/07/08 | Ravens | 16-15 @ NE | 68,756 |
| Regular Season | | | |
| 10/06/96 | Patriots | 46-38 Bal. | 63,569 |
| 01/02/00 | Patriots | 20-3 @ NE | 50,263 |
| 11/28/04 | Patriots | 24-3 @ NE | 68,756 |
| 12/03/07 | Patriots | 27-24 Bal. | 71,382 |
| 10/04/09 | Patriots | 27-21 @ NE | 68,756 |
| 10/17/10 | Patriots | 23-20 @ NE OT | 68,756 |
| 09/23/12 | Ravens | 31-30 Bal. | 71,269 |
| 12/22/13 | Patriots | 41-7 Bal. | 71,433 |
| 12/12/16 | Patriots | 30-23 @ NE | 66,829 |
| Postseason Series Tied, 2-2 | | | |
| 01/10/10 | Ravens | 33-14 @ NE | 68,756 |
| | | Wild Card | |
| 01/22/12 | Patriots | 23-20 @ NE | 68,756 |
| | | AFC Championship | |
| 01/20/13 | Ravens | 28-13 @ NE | 68,756 |
| | | AFC Championship | |
| 01/10/15 | Patriots | 35-31 @ NE | 68,756 |
| | | Divisional Playoff | |

RAVENS VS. AFC OPPONENTS

VS. AFC EAST CONT'D

NEW YORK JETS HEAD COACH ADAM GASE

Ravens Lead Regular Season Series, 8-2
Preseason Series Tied, 3-3



Preseason

| | | | |
|----------|--------|-------------|--------|
| 08/08/97 | Jets | 39-29 @ NYJ | 23,067 |
| 08/16/98 | Ravens | 33-0 @ NYJ | 47,906 |
| 08/22/00 | Ravens | 10-0 Bal. | 66,588 |
| 08/18/01 | Jets | 16-3 @ NYJ | 76,406 |
| 08/15/02 | Jets | 34-16 Bal. | 67,681 |
| 08/24/09 | Ravens | 24-23 Bal. | 70,335 |

Regular Season

| | | | |
|----------|--------|----------------|--------|
| 11/02/97 | Jets | 19-16 @ NYJ OT | 59,524 |
| 09/13/98 | Ravens | 24-10 @ NYJ | 70,063 |
| 12/24/00 | Ravens | 34-20 Bal. | 69,184 |
| 11/14/04 | Ravens | 20-17 @ NYJ OT | 77,826 |
| 10/02/05 | Ravens | 13-3 Bal. | 70,479 |
| 09/16/07 | Ravens | 20-13 Bal. | 71,246 |
| 09/13/10 | Ravens | 10-9 @ NYJ | 78,127 |
| 10/02/11 | Ravens | 34-17 Bal. | 71,247 |
| 11/24/13 | Ravens | 19-3 Bal. | 71,148 |
| 10/23/16 | Jets | 24-16 @ NYJ | 78,160 |

VS. AFC WEST

DENVER BRONCOS HEAD COACH VIC FANGIO

Regular Season Series Tied, 6-6
Preseason Series, No Meetings



| | | | |
|----------|---------|--------------|--------|
| 10/20/96 | Broncos | 45-34 @ Den. | 70,453 |
| 09/30/01 | Ravens | 20-13 @ Den. | 75,082 |
| 09/30/02 | Ravens | 34-23 Bal. | 69,638 |
| 10/26/03 | Ravens | 26-6 Bal. | 69,721 |
| 12/11/05 | Broncos | 12-10 @ Den. | 75,651 |
| 10/09/06 | Broncos | 13-3 @ Den. | 76,355 |
| 11/01/09 | Ravens | 30-7 Bal. | 71,132 |
| 10/10/10 | Ravens | 31-17 Bal. | 71,246 |
| 12/16/12 | Broncos | 34-17 Bal. | 71,317 |
| 09/05/13 | Broncos | 49-27 @ Den. | 76,977 |
| 09/13/15 | Broncos | 19-13 @ Den. | 76,798 |
| 09/23/18 | Ravens | 27-14 Bal. | 70,156 |

Ravens Lead Postseason Series, 2-0

| | | | |
|----------|--------------------|------------------|--------|
| 12/31/00 | Ravens | 21-3 Bal. | 69,638 |
| | Wild Card | | |
| 01/12/13 | Ravens | 38-35 @ Den. 2OT | 76,732 |
| | Divisional Playoff | | |

KANSAS CITY CHIEFS HEAD COACH ANDY REID

Chiefs Lead Regular Season Series, 5-3
Ravens Lead Preseason Series, 1-0



Preseason

| | | | |
|----------|--------|------------|--------|
| 08/19/11 | Ravens | 31-13 Bal. | 70,690 |
|----------|--------|------------|--------|

Regular Season

| | | | |
|----------|--------|-----------|--------|
| 10/21/99 | Chiefs | 35-8 Bal. | 68,771 |
|----------|--------|-----------|--------|

| | | | |
|----------|--------|---------------|--------|
| 09/28/03 | Chiefs | 17-10 Bal. | 69,459 |
| 10/04/04 | Chiefs | 27-24 Bal. | 69,827 |
| 12/10/06 | Ravens | 20-10 @ KC | 77,232 |
| 09/13/09 | Ravens | 38-24 Bal. | 71,099 |
| 10/07/12 | Ravens | 9-6 @ KC | 68,803 |
| 12/20/15 | Chiefs | 34-14 Bal. | 70,791 |
| 12/09/18 | Chiefs | 27-24 @ KC OT | 74,336 |

Ravens Lead Postseason Series, 1-0

| | | | |
|----------|-----------|-----------|--------|
| 01/09/11 | Ravens | 30-7 @ KC | 72,190 |
| | Wild Card | | |

OAKLAND RAIDERS HEAD COACH JON GRUDEN

Ravens Lead Regular Season Series, 8-3
Preseason Series, No Meetings



| | | | |
|----------|---------|--------------|--------|
| 09/01/96 | Ravens | 19-14 Bal. | 64,124 |
| 11/08/98 | Ravens | 13-10 Bal. | 69,037 |
| 12/14/03 | Raiders | 20-12 @ Oak. | 45,398 |
| 09/17/06 | Ravens | 28-6 Bal. | 70,744 |
| 10/26/08 | Ravens | 29-10 Bal. | 71,254 |
| 01/03/10 | Ravens | 21-13 @ Oak. | 38,400 |
| 11/11/12 | Ravens | 55-20 Bal. | 71,339 |
| 09/20/15 | Raiders | 37-33 @ Oak. | 53,500 |
| 10/02/16 | Raiders | 28-27 Bal. | 71,152 |
| 10/08/17 | Ravens | 30-17 @ Oak. | 54,980 |
| 11/25/18 | Ravens | 34-17 Bal. | 70,035 |

Ravens Lead Postseason Series, 1-0

| | | | |
|----------|------------------|-------------|--------|
| 01/14/01 | Ravens | 16-3 @ Oak. | 62,784 |
| | AFC Championship | | |

LOS ANGELES CHARGERS HEAD COACH ANTHONY LYNN

Ravens Lead Regular Season Series, 7-5
Preseason Series, No Meetings



| | | | |
|----------|----------|---------------|--------|
| 09/28/97 | Chargers | 21-17 @ SD | 54,094 |
| 11/15/98 | Chargers | 14-13 @ SD | 54,388 |
| 12/10/00 | Ravens | 24-3 Bal. | 68,805 |
| 09/21/03 | Ravens | 24-10 @ SD | 52,028 |
| 10/01/06 | Ravens | 16-13 Bal. | 70,743 |
| 11/25/07 | Chargers | 32-14 @ SD | 63,337 |
| 09/20/09 | Ravens | 31-26 @ SD | 66,882 |
| 12/18/11 | Chargers | 34-14 @ SD | 67,242 |
| 11/25/12 | Ravens | 16-13 @ SD OT | 57,882 |
| 11/30/14 | Chargers | 34-33 Bal. | 71,060 |
| 11/01/15 | Ravens | 29-26 Bal. | 70,829 |
| 12/22/18 | Ravens | 22-10 @ LAC | 25,571 |

Chargers Lead Postseason Series, 1-0

| | | | |
|----------|-----------|------------|--------|
| 01/06/19 | Chargers | 23-17 Bal. | 70,432 |
| | Wild Card | | |

RAVENS VS. NFC OPPONENTS

VS. NFC NORTH

CHICAGO BEARS HEAD COACH MATT NAGY

Bears Lead Regular Season Series, 4-2
Ravens Lead Preseason Series, 2-0



Preseason

| | | | |
|----------|--------|------------------|--------|
| 08/08/98 | Ravens | 19-14 @ Chi. | 65,938 |
| 08/02/18 | Ravens | 17-16 @ HOF Game | 19,876 |

Regular Season

| | | | |
|----------|--------|-----------------|--------|
| 12/20/98 | Bears | 24-3 @ Chi. | 40,853 |
| 09/09/01 | Ravens | 17-6 Bal. | 69,365 |
| 10/23/05 | Bears | 10-6 @ Chi. | 62,102 |
| 12/20/09 | Ravens | 31-7 Bal. | 71,011 |
| 11/17/13 | Bears | 23-20 @ Chi. OT | 62,367 |
| 10/15/17 | Bears | 27-24 OT Bal. | 70,616 |

DETROIT LIONS HEAD COACH MATT PATRICIA

Ravens Lead Regular Season Series, 4-1
Ravens Lead Preseason Series, 3-1



Preseason

| | | | |
|----------|--------|------------|--------|
| 08/09/02 | Ravens | 12-6 Bal. | 67,421 |
| 08/28/04 | Ravens | 17-6 Bal. | 69,552 |
| 08/17/12 | Lions | 27-12 Bal. | 70,567 |
| 08/27/16 | Ravens | 30-9 Bal. | 70,473 |

Regular Season

| | | | |
|----------|--------|--------------|--------|
| 12/27/98 | Ravens | 19-10 Bal. | 68,045 |
| 10/09/05 | Lions | 35-17 @ Det. | 61,201 |
| 12/13/09 | Ravens | 48-3 Bal. | 70,673 |
| 12/16/13 | Ravens | 18-16 @ Det. | 64,742 |
| 12/03/17 | Ravens | 44-20 Bal. | 70,500 |

GREEN BAY PACKERS HEAD COACH MATT LAFLEUR

Packers Lead Regular Season Series, 4-2
Packers Lead Preseason Series, 1-0



Preseason

| | | | |
|----------|---------|------------|--------|
| 08/17/96 | Packers | 17-15 Bal. | 62,025 |
|----------|---------|------------|--------|

Regular Season

| | | | |
|----------|---------|------------|--------|
| 10/25/98 | Packers | 28-10 @ GB | 59,860 |
| 10/14/01 | Packers | 31-23 @ GB | 59,866 |
| 12/19/05 | Ravens | 48-3 Bal. | 70,604 |
| 12/07/09 | Packers | 27-14 @ GB | 70,286 |
| 10/13/13 | Packers | 19-17 Bal. | 71,319 |
| 11/19/17 | Ravens | 23-0 @ GB | 77,945 |

MINNESOTA VIKINGS HEAD COACH MIKE ZIMMER

Regular Season Series Tied, 3-3
Vikings Lead Preseason Series, 2-0



Preseason

| | | | |
|----------|---------|-------------|--------|
| 08/25/06 | Vikings | 30-7 @ Min. | 63,257 |
| 08/16/08 | Vikings | 23-15 Bal. | 70,585 |

Regular Season

| | | | |
|----------|---------|------------|--------|
| 12/13/98 | Vikings | 38-28 Bal. | 69,074 |
|----------|---------|------------|--------|

| | | | |
|----------|---------|--------------|--------|
| 01/07/02 | Ravens | 19-3 Bal. | 69,465 |
| 12/25/05 | Ravens | 30-23 Bal. | 70,246 |
| 10/18/09 | Vikings | 33-31 @ Min. | 63,689 |
| 12/08/13 | Ravens | 29-26 Bal. | 70,921 |
| 10/22/17 | Vikings | 24-16 @ Min. | 66,751 |

VS. NFC SOUTH

ATLANTA FALCONS HEAD COACH DAN QUINN

Ravens Lead Regular Season Series, 4-2
Ravens Lead Preseason Series, 7-4



Preseason

| | | | |
|----------|---------|--------------|--------|
| 08/21/99 | Ravens | 19-6 @ Atl. | 44,843 |
| 08/16/03 | Ravens | 13-10 @ Atl. | 68,237 |
| 08/12/04 | Ravens | 24-0 Bal. | 69,299 |
| 08/13/05 | Falcons | 16-3 @ Atl. | 67,123 |
| 08/31/07 | Falcons | 13-10 @ Atl. | 71,377 |
| 08/28/08 | Falcons | 10-9 Bal. | 70,149 |
| 09/03/09 | Ravens | 20-3 @ Atl. | 66,610 |
| 09/01/11 | Ravens | 21-7 @ Atl. | 61,216 |
| 08/09/12 | Ravens | 31-17 @ Atl. | 68,449 |
| 08/15/13 | Ravens | 27-23 Bal. | 70,527 |
| 09/03/15 | Falcons | 20-19 @ Atl. | 67,393 |

Regular Season

| | | | |
|----------|---------|-----------------|--------|
| 10/03/99 | Ravens | 19-13 OT @ Atl. | 50,712 |
| 11/03/02 | Falcons | 20-17 @ Atl. | 68,532 |
| 11/19/06 | Ravens | 24-10 Bal. | 70,790 |
| 11/11/10 | Falcons | 26-21 @ Atl. | 68,474 |
| 10/19/14 | Ravens | 29-7 Bal. | 71,184 |
| 12/02/18 | Ravens | 26-16 @ Atl. | 72,262 |

CAROLINA PANTHERS HEAD COACH RON RIVERA

Panthers Lead Regular Season Series, 4-2
Ravens Lead Preseason Series, 5-2



Preseason

| | | | |
|----------|----------|--------------|--------|
| 08/28/99 | Ravens | 28-24 Bal. | 66,247 |
| 08/18/00 | Ravens | 24-13 @ Car. | 72,551 |
| 08/23/01 | Panthers | 20-17 Bal. | 66,619 |
| 08/29/09 | Ravens | 17-13 @ Car. | 71,045 |
| 08/12/10 | Ravens | 17-12 Bal. | 70,579 |
| 08/22/13 | Panthers | 34-27 Bal. | 70,554 |
| 08/11/16 | Ravens | 22-19 Bal. | 70,682 |

Regular Season

| | | | |
|----------|----------|--------------|--------|
| 12/15/96 | Panthers | 27-16 @ Car. | 70,075 |
| 09/08/02 | Panthers | 10-7 @ Car. | 70,386 |
| 10/15/06 | Panthers | 23-21 Bal. | 70,762 |
| 11/21/10 | Ravens | 37-13 @ Car. | 73,021 |
| 09/28/14 | Ravens | 38-10 Bal. | 71,218 |
| 10/28/18 | Panthers | 36-21 @ Car. | 73,843 |

RAVENS VS. NFC OPPONENTS

VS. NFC SOUTH CONT'D

NEW ORLEANS SAINTS HEAD COACH SEAN PAYTON

Ravens Lead Regular Season Series, 5-2
Ravens Lead Preseason Series, 5-0



Preseason

| | | | |
|----------|--------|------------|--------|
| 08/26/05 | Ravens | 21-6 @ NO | 44,485 |
| 08/28/14 | Ravens | 22-13 @ NO | 73,004 |
| 08/13/15 | Ravens | 30-27 Bal | 70,501 |
| 09/01/16 | Ravens | 23-14 @ NO | 73,001 |
| 08/31/17 | Ravens | 14-13 @ NO | 73,097 |

Regular Season

| | | | |
|----------|--------|------------|--------|
| 09/29/96 | Ravens | 17-10 Bal | 61,063 |
| 12/19/99 | Ravens | 31-8 Bal | 67,597 |
| 12/08/02 | Saints | 37-25 Bal | 69,334 |
| 10/29/06 | Ravens | 35-22 @ NO | 69,152 |
| 12/19/10 | Ravens | 30-24 Bal | 71,432 |
| 11/24/14 | Ravens | 34-27 @ NO | 73,373 |
| 10/21/18 | Saints | 24-23 Bal | 70,639 |

TAMPA BAY BUCCANEERS HEAD COACH BRUCE ARIANS

Ravens Lead Regular Season Series, 4-2
Ravens Lead Preseason Series, 1-0



Preseason

| | | | |
|----------|--------|------------|--------|
| 08/08/13 | Ravens | 44-16 @ TB | 47,599 |
|----------|--------|------------|--------|

Regular Season

| | | | |
|----------|--------|------------|--------|
| 12/29/01 | Bucs | 22-10 @ TB | 65,619 |
| 09/15/02 | Bucs | 25-0 Bal | 69,304 |
| 09/10/06 | Ravens | 27-0 @ TB | 65,087 |
| 11/28/10 | Ravens | 17-10 Bal | 70,989 |
| 10/12/14 | Ravens | 48-17 @ TB | 60,041 |
| 12/16/18 | Ravens | 20-12 Bal | 70,031 |

VS. NFC EAST

DALLAS COWBOYS HEAD COACH JASON GARRETT

Ravens Lead Regular Season Series, 4-1
Ravens Lead Preseason Series, 1-0



Preseason

| | | | |
|----------|--------|-------------|--------|
| 08/16/14 | Ravens | 37-30 @ Dal | 77,624 |
|----------|--------|-------------|--------|

Regular Season

| | | | |
|----------|---------|-------------|--------|
| 11/19/00 | Ravens | 27-0 Bal | 69,416 |
| 11/21/04 | Ravens | 30-10 Bal | 69,924 |
| 12/20/08 | Ravens | 33-24 @ Dal | 63,800 |
| 10/14/12 | Ravens | 31-29 Bal | 71,384 |
| 11/20/16 | Cowboys | 27-17 @ Dal | 93,056 |

NEW YORK GIANTS HEAD COACH PAT SHURMUR

Ravens Lead Regular Season Series, 3-2
Ravens Lead Preseason Series, 7-5



Preseason

| | | | |
|----------|--------|-------------|--------|
| 08/10/96 | Ravens | 37-27 @ NYG | 39,799 |
|----------|--------|-------------|--------|

| | | | |
|----------|--------|-------------|--------|
| 08/02/97 | Giants | 21-20 Bal | 53,268 |
| 08/28/98 | Ravens | 14-6 @ NYG | 48,754 |
| 09/03/99 | Ravens | 28-24 Bal | 60,092 |
| 08/25/00 | Ravens | 24-17 @ NYG | 76,527 |
| 08/31/01 | Ravens | 38-9 Bal | 66,197 |
| 08/29/02 | Giants | 13-0 @ NYG | 76,572 |
| 08/28/03 | Giants | 30-24 Bal | 68,169 |
| 09/02/04 | Ravens | 27-17 @ NYG | 75,498 |
| 08/11/06 | Giants | 17-16 Bal | 70,249 |
| 08/19/07 | Giants | 13-12 Bal | 70,754 |
| 08/28/10 | Ravens | 24-10 Bal | 70,742 |

Regular Season

| | | | |
|----------|--------|-------------|--------|
| 09/14/97 | Ravens | 24-23 @ NYG | 69,768 |
| 12/12/04 | Ravens | 37-14 Bal | 69,856 |
| 11/16/08 | Giants | 30-10 @ NYG | 78,849 |
| 12/23/12 | Ravens | 33-14 Bal | 71,470 |
| 10/16/16 | Giants | 27-23 @ NYG | 78,487 |

Ravens Lead Postseason Series, 1-0

| | | | |
|-----------------------------|--------|------------|--------|
| 01/28/01 | Ravens | 34-7 @ NYG | 71,921 |
| Super Bowl XXXV (Tampa, FL) | | | |

PHILADELPHIA EAGLES HEAD COACH DOUG PEDERSON

Regular Season Series Tied, 2-2-1
Ravens Lead Preseason Series, 7-5



Preseason

| | | | |
|----------|-----------------------------------|-------------|--------|
| 08/03/96 | Ravens | 17-9 Bal | 63,804 |
| 08/16/97 | Eagles | 24-13 @ Phi | 60,939 |
| 08/24/98 | Ravens | 23-6 Bal | 65,970 |
| 08/12/99 | Ravens | 10-7 @ Phi | 43,552 |
| 08/05/00 | Ravens | 16-13 Bal | 65,459 |
| 08/13/01 | Game Cancelled / Field Conditions | | |
| 08/23/02 | Ravens | 13-12 Bal | 58,443 |
| 08/20/04 | Eagles | 26-17 @ Phi | 67,218 |
| 08/20/05 | Eagles | 20-14 Bal | 70,303 |
| 08/17/06 | Ravens | 20-10 Bal | 70,255 |
| 08/13/07 | Ravens | 29-3 Bal | 72,994 |
| 08/11/11 | Eagles | 13-6 @ Phi | 69,144 |
| 08/22/15 | Eagles | 40-17 @ Phi | 69,596 |

Regular Season

| | | | |
|----------|--------|---------------|--------|
| 11/16/97 | Tie | 10-10 Bal. OT | 63,546 |
| 10/31/04 | Eagles | 15-10 @ Phi | 67,715 |
| 11/23/08 | Ravens | 36-7 Bal | 71,379 |
| 09/16/12 | Eagles | 24-23 @ Phi | 69,144 |
| 12/18/16 | Ravens | 27-26 Bal | 71,223 |

WASHINGTON REDSKINS HEAD COACH JAY GRUDEN

Regular Season Series Tied, 3-3
Ravens Lead Preseason Series, 8-3



Preseason

| | | | |
|-----------|----------|---------------|--------|
| 08/23/03 | Redskins | 24-3 @ Was | 70,460 |
| 09/01/05 | Ravens | 26-20 Bal. OT | 69,885 |
| 08/31/06 | Ravens | 17-10 @ Was | 60,326 |
| 08/25/07* | Redskins | 13-7 @ Was | 60,080 |
| 08/13/09 | Ravens | 23-0 Bal | 70,723 |
| 08/21/10 | Ravens | 23-3 @ Was | 72,994 |

*Game Terminated (3rd Qtr. / Weather Conditions)

RAVENS VS. NFC OPPONENTS

VS. NFC EAST CONT'D

| | | | |
|----------|----------|----------------|--------|
| 08/25/11 | Ravens | 34-31 Bal..... | 70,631 |
| 08/23/14 | Ravens | 23-17 Bal..... | 70,876 |
| 08/29/15 | Redskins | 31-13 Bal..... | 70,932 |
| 08/10/17 | Ravens | 23-3 Bal..... | 70,469 |
| 08/30/18 | Ravens | 30-20 Bal..... | 70,028 |

Regular Season

| | | | |
|----------|----------|----------------------|--------|
| 10/26/97 | Ravens | 20-17 @ Was..... | 75,067 |
| 10/15/00 | Redskins | 10-3 @ Was..... | 83,252 |
| 10/10/04 | Ravens | 17-10 @ Was..... | 90,287 |
| 12/07/08 | Ravens | 24-10 Bal..... | 71,438 |
| 12/09/12 | Redskins | 31-28 @ Was. OT..... | 81,178 |
| 10/09/16 | Redskins | 16-10 Bal..... | 71,318 |

VS. NFC WEST

ARIZONA CARDINALS HEAD COACH KLIFF KINGSBURY

Ravens Lead Regular Season Series, 4-2
Preseason Series, No Meetings



| | | | |
|----------|-----------|------------------|--------|
| 11/28/97 | Cardinals | 16-13 Bal..... | 53,976 |
| 12/17/00 | Ravens | 13-7 @ Ari..... | 37,452 |
| 10/12/03 | Ravens | 26-18 @ Ari..... | 24,193 |
| 09/23/07 | Ravens | 26-23 Bal..... | 71,372 |
| 10/30/11 | Ravens | 30-27 Bal..... | 71,022 |
| 10/26/15 | Cardinals | 26-18 @ Ari..... | 64,722 |

LOS ANGELES RAMS HEAD COACH SEAN MCVAY

Ravens Lead Regular Season Series, 4-2
Rams Lead Preseason Series, 5-0



Preseason

| | | | |
|----------|--------|------------------|--------|
| 08/23/08 | Rams | 24-10 @ STL..... | 60,862 |
| 09/02/10 | Rams | 27-21 @ STL..... | 42,327 |
| 08/30/12 | Rams | 31-17 @ STL..... | 53,371 |
| 08/29/13 | Rams | 24-21 @ STL..... | 53,364 |
| 08/09/18 | Ravens | 33-7 Bal..... | 70,144 |

Regular Season

| | | | |
|----------|--------|--------------------|--------|
| 10/27/96 | Ravens | 37-31 Bal. OT..... | 60,256 |
| 09/12/99 | Rams | 27-10 @ STL..... | 62,100 |
| 11/09/03 | Rams | 33-22 @ STL..... | 66,085 |
| 10/14/07 | Ravens | 22-3 Bal..... | 71,175 |
| 09/25/11 | Ravens | 37-7 @ STL..... | 56,289 |
| 11/22/15 | Ravens | 16-13 Bal..... | 71,105 |

SAN FRANCISCO 49ERS HEAD COACH KYLE SHANAHAN

Ravens Lead Regular Season Series, 3-2
Ravens Lead Preseason Series, 1-0



Preseason

| | | | |
|----------|--------|---------------|--------|
| 08/07/14 | Ravens | 23-3 Bal..... | 70,529 |
|----------|--------|---------------|--------|

Regular Season

| | | | |
|----------|--------|-----------------|--------|
| 11/17/96 | 49ers | 38-20 @ SF..... | 51,596 |
| 11/30/03 | Ravens | 44-6 Bal..... | 69,549 |
| 10/07/07 | Ravens | 9-7 @ SF..... | 67,885 |
| 11/24/11 | Ravens | 16-6 Bal..... | 71,345 |
| 10/18/15 | 49ers | 25-20 @ SF..... | 70,799 |

Ravens Lead Postseason Series, 1-0

| | | | |
|----------|--------|-------------------|--------|
| 02/03/13 | Ravens | 34-31 vs. SF..... | 71,024 |
|----------|--------|-------------------|--------|

Super Bowl XLVII (New Orleans, LA)

SEATTLE SEAHAWKS HEAD COACH PETE CARROLL

Seahawks Lead Regular Season Series, 3-2
Preseason Series, No Meetings



| | | | |
|----------|----------|--------------------|--------|
| 12/07/97 | Ravens | 31-24 Bal..... | 54,395 |
| 11/23/03 | Ravens | 44-41 Bal. OT..... | 69,477 |
| 12/23/07 | Seahawks | 27-6 @ Sea..... | 68,164 |
| 11/13/11 | Seahawks | 22-17 @ Sea..... | 66,522 |
| 12/13/15 | Seahawks | 35-6 Bal..... | 71,179 |



The Ravens bested San Francisco, 34-31, in Super Bowl XLVII. It marked the first time ever that two brothers (John and Jim Harbaugh) met as head coaches in a pro championship game.

1996 STATISTICS

RESULTS AND ATTENDANCE

WON 4, LOST 12

| Date | Result | Time | Opponent | Attendance |
|-------|--------|------------|------------------|------------|
| 09/01 | W | 19-14 | Oakland | 64,124 |
| 09/08 | L | 17-31 | at Pittsburgh | 57,241 |
| 09/15 | L | 13-29 | at Houston | 20,082 |
| 09/22 | | | Bye Week | |
| 09/29 | W | 17-10 | New Orleans | 61,063 |
| 10/06 | L | 38-46 | New England | 63,569 |
| 10/13 | L | 21-26 | at Indianapolis | 56,978 |
| 10/20 | L | 34-45 | at Denver | 70,453 |
| 10/27 | W | 37-31 (OT) | St. Louis | 60,256 |
| 11/03 | L | 21-24 | Cincinnati | 60,743 |
| 11/10 | L | 27-30 | at Jacksonville | 64,628 |
| 11/17 | L | 20-38 | at San Francisco | 51,596 |
| 11/24 | L | 25-28 (OT) | Jacksonville | 57,384 |
| 12/01 | W | 31-17 | Pittsburgh | 51,822 |
| 12/08 | L | 14-21 | at Cincinnati | 43,022 |
| 12/15 | L | 16-27 | at Carolina | 70,075 |
| 12/22 | L | 21-24 | Houston | 52,704 |

TEAM STATISTICS

TOTAL FIRST DOWNS

| | |
|--------------------|--------|
| Rushing | 108 |
| Passing | 208 |
| Penalty | 22 |
| 3rd Down: Made/Att | 88/201 |
| 3rd Down Pct. | 43.8 |
| 4th Down: Made/Att | 4/10 |
| 4th Down Pct. | 40.0 |

TOTAL NET YARDS

| | |
|---------------|-------|
| Avg. Per Game | 357.7 |
| Total Plays | 1024 |
| Avg. Per Play | 5.6 |

NET YARDS RUSHING

| | |
|---------------|-------|
| Avg. Per Game | 109.1 |
| Total Rushes | 416 |

NET YARDS PASSING

| | |
|-------------------|---------|
| Avg. Per Game | 248.6 |
| Sacked/Yards Lost | 38/296 |
| Gross Yards | 4274 |
| Att./Completions | 570/335 |
| Completion Pct. | 58.8 |
| Had Intercepted | 20 |

PUNTS/AVERAGE

| | |
|------------------|------|
| NET PUNTING AVG. | 37.8 |
|------------------|------|

PENALTIES/YARDS

| | |
|-------------------|-------|
| FUMBLES/BALL LOST | 23/13 |
|-------------------|-------|

TOUCHDOWNS

| | |
|---------|----|
| Rushing | 10 |
| Passing | 34 |
| Returns | 1 |

SCORE BY PERIODS

| RAVENS | 1 | 2 | 3 | 4 | OT | PTS |
|-----------|----|-----|----|-----|----|-----|
| RAVENS | 70 | 129 | 64 | 102 | 6 | 371 |
| Opponents | 88 | 128 | 92 | 130 | 3 | 441 |

SCORING

| | R | P | KR | DR | PAT | FG | 2R | 2P | S | TP |
|------------------|-----------|-----------|----------|----------|--------------|--------------|----------|----------|----------|------------|
| Stover | 0 | 0 | 0 | 0 | 34/35 | 19/25 | 0 | 0 | 0 | 91 |
| Jackson | 0 | 14 | 0 | 0 | 0/0 | 0/0 | 0 | 2 | 0 | 88 |
| Alexander | 0 | 9 | 0 | 0 | 0/0 | 0/0 | 0 | 1 | 0 | 56 |
| Byner | 4 | 1 | 0 | 0 | 0/0 | 0/0 | 0 | 0 | 0 | 30 |
| Morris | 4 | 1 | 0 | 0 | 0/0 | 0/0 | 0 | 0 | 0 | 30 |
| Testaverde | 2 | 0 | 0 | 0 | 0/0 | 0/0 | 1 | 0 | 0 | 14 |
| Turner | 0 | 2 | 0 | 0 | 0/0 | 0/0 | 0 | 0 | 0 | 12 |
| Arvie | 0 | 1 | 0 | 0 | 0/0 | 0/0 | 0 | 0 | 0 | 6 |
| Caldwell | 0 | 0 | 0 | 1 | 0/0 | 0/0 | 0 | 0 | 0 | 6 |
| Green | 0 | 1 | 0 | 0 | 0/0 | 0/0 | 0 | 0 | 0 | 6 |
| Jones | 0 | 1 | 0 | 0 | 0/0 | 0/0 | 0 | 0 | 0 | 6 |
| Kinchen | 0 | 1 | 0 | 0 | 0/0 | 0/0 | 0 | 0 | 0 | 6 |
| Lewis | 0 | 1 | 0 | 0 | 0/0 | 0/0 | 0 | 0 | 0 | 6 |
| Ogden | 0 | 1 | 0 | 0 | 0/0 | 0/0 | 0 | 0 | 0 | 6 |
| Williams | 0 | 1 | 0 | 0 | 0/0 | 0/0 | 0 | 0 | 0 | 6 |
| Gardner | 0 | 0 | 0 | 0 | 0/0 | 0/0 | 1 | 0 | 0 | 2 |
| RAVENS | 10 | 34 | 0 | 1 | 34/35 | 19/25 | 2 | 3 | 0 | 371 |
| Opponents | 18 | 27 | 0 | 5 | 41/41 | 28/31 | 3 | 4 | 1 | 441 |

2-PT. CONVERSIONS: RAVENS 5-9; Opponents 7-9

SACKS: Caldwell 4.5, Pleasant 4.0, Croel 3.0, Burnett 3.0, Williams 3.0, Thompson 3.0, Goad 3.0, Lewis 2.5, Fortune 1.0, Jones 1.0, Lyle 1.0, Brady 0.5, Footman 0.5, **RAVENS 30.0; Opponents: 38.0**

PASSING

| | ATT | COMP | YARDS | COMP% | YDS/ATT | TD | TD% | INT | INT% | LG | SACK/LOST | RATING |
|------------------|------------|------------|-------------|-------------|-------------|-----------|------------|-----------|------------|------------|---------------|-------------|
| Testaverde | 549 | 325 | 4177 | 59.2 | 7.61 | 33 | 6.0 | 19 | 3.5 | 86t | 34/270 | 88.7 |
| Zeier | 21 | 10 | 97 | 47.6 | 4.62 | 1 | 4.8 | 1 | 4.8 | 15 | 4/26 | 57.0 |
| RAVENS | 570 | 335 | 4274 | 58.8 | 7.50 | 34 | 6.0 | 20 | 3.5 | 86t | 38/296 | 87.6 |
| Opponents | 537 | 350 | 4115 | 65.2 | 7.66 | 27 | 5.0 | 15 | 2.8 | 55 | 30/146 | 93.4 |

RUSHING

| | NO | YDS | AVG | LG | TD |
|------------------|------------|-------------|------------|------------|-----------|
| Morris | 172 | 737 | 4.3 | 19 | 4 |
| Byner | 159 | 634 | 4.0 | 22 | 4 |
| Testaverde | 34 | 188 | 5.5 | 42 | 2 |
| Gardner | 26 | 108 | 4.2 | 19 | 0 |
| Hoard | 15 | 61 | 4.1 | 10 | 0 |
| Turner | 2 | 12 | 6.0 | 6 | 0 |
| Zeier | 2 | 8 | 4.0 | 5 | 0 |
| Hunter | 1 | 0 | 0.0 | 0 | 0 |
| Montgomery | 1 | 0 | 0.0 | 0 | 0 |
| Alexander | 3 | 0 | 0.0 | 12 | 0 |
| Lewis | 1 | -3 | -3.0 | -3 | 0 |
| RAVENS | 416 | 1745 | 4.2 | 42 | 10 |
| Opponents | 508 | 1920 | 3.8 | 71t | 18 |

RECEIVING

| | NO | YDS | AVG | LG | TD |
|------------------|------------|-------------|-------------|------------|-----------|
| Jackson | 76 | 1201 | 15.8 | 86t | 14 |
| Alexander | 62 | 1099 | 17.7 | 64t | 9 |
| Kinchen | 55 | 581 | 10.6 | 29 | 1 |
| Turner | 38 | 461 | 12.1 | 27t | 2 |
| Byner | 30 | 270 | 9.0 | 40 | 1 |
| Morris | 25 | 242 | 9.7 | 52t | 1 |
| Green | 15 | 150 | 10.0 | 23 | 1 |
| Williams | 13 | 85 | 6.5 | 19 | 1 |
| Gardner | 7 | 28 | 4.0 | 7 | 0 |
| Lewis | 5 | 78 | 15.6 | 24 | 1 |
| Ethridge | 2 | 24 | 12.0 | 15 | 0 |
| Bishop | 2 | 22 | 11.0 | 13 | 0 |
| Hunter | 1 | 25 | 25.0 | 25 | 0 |
| Hoard | 1 | 4 | 4.0 | 4 | 0 |
| Jones | 1 | 2 | 2.0 | 2t | 1 |
| Ogden | 1 | 1 | 1.0 | 1t | 1 |
| Arvie | 1 | 1 | 1.0 | 1t | 1 |
| RAVENS | 335 | 4274 | 12.8 | 86t | 34 |
| Opponents | 350 | 4115 | 11.8 | 55 | 27 |

INTERCEPTIONS

| | NO | YDS | AVG | LG | TD |
|------------------|-----------|------------|-------------|------------|----------|
| Langham | 5 | 59 | 11.8 | 28 | 0 |
| Turner | 5 | 1 | 0.2 | 1 | 0 |
| Caldwell | 1 | 45 | 45.0 | 45t | 1 |
| Adams | 1 | 16 | 16.0 | 16 | 0 |
| Croel | 1 | 16 | 16.0 | 16 | 0 |
| Moore | 1 | 10 | 10.0 | 10 | 0 |
| Lewis | 1 | 0 | 0.0 | 0 | 0 |
| RAVENS | 15 | 147 | 9.8 | 45t | 1 |
| Opponents | 20 | 349 | 17.5 | 68t | 3 |

PUNTING

| | NO | YDS | AVG | TB | IN | LG | BLK |
|------------------|-----------|-------------|-------------|----------|-----------|-----------|----------|
| Montgomery | 68 | 2980 | 43.8 | 5 | 23 | 67 | 1 |
| Team | 1 | 0 | 0.0 | 0 | 0 | 0 | 0 |
| RAVENS | 69 | 2980 | 43.2 | 5 | 23 | 67 | 1 |
| Opponents | 68 | 2881 | 42.4 | 5 | 27 | 64 | 0 |

PUNT RETURNS

| | RET | FC | YDS | AVG | LG | TD |
|------------------|-----------|-----------|------------|-------------|-----------|----------|
| Lewis | 36 | 13 | 339 | 9.4 | 46 | 0 |
| Alexander | 1 | 0 | 15 | 15.0 | 15 | 0 |
| Ethridge | 1 | 0 | 3 | 3.0 | 3 | 0 |
| Hunter | 0 | 1 | 0 | - | 0 | 0 |
| RAVENS | 38 | 14 | 357 | 9.4 | 46 | 0 |
| Opponents | 27 | 14 | 273 | 10.1 | 47 | 0 |

KICKOFF RETURNS

| | NO | YDS | AVG | LG | TD |
|------------------|-----------|-------------|-------------|-----------|----------|
| Lewis | 41 | 883 | 21.5 | 44 | 0 |
| Baldwin | 20 | 405 | 20.3 | 34 | 0 |
| Hunter | 9 | 178 | 19.8 | 29 | 0 |
| Ethridge | 8 | 171 | 21.4 | 29 | 0 |
| Byner | 4 | 61 | 15.3 | 19 | 0 |
| Kinchen | 1 | 19 | 19.0 | 19 | 0 |
| Alexander | 1 | 13 | 13.0 | 13 | 0 |
| Morris | 1 | 3 | 3.0 | 3 | 0 |
| Isaia | 1 | 2 | 2.0 | 2 | 0 |
| Frederick | 0 | -1 | 0.0 | -1 | 0 |
| RAVENS | 86 | 1734 | 20.2 | 44 | 0 |
| Opponents | 70 | 1402 | 20.0 | 51 | 0 |

FIELD GOALS

| | 1-19 | 20-29 | 30-39 | 40-49 | 50+ |
|------------------|------------|--------------|--------------|-------------|------------|
| Stover | 0/0 | 8/8 | 5/6 | 5/10 | 1/1 |
| RAVENS | 0/0 | 8/8 | 5/6 | 5/10 | 1/1 |
| Opponents | 0/0 | 11/11 | 10/11 | 5/7 | 2/2 |

Stover: (25,37); (29); (); (38,48SH,49WL); (); (); (45,33); (43WL,50,32WL); (); (21,21); (43,25); (21,29,41,33,49WR); (40); (45SH); (37,46,25); ()

Opponents: (); (35); (41,44); (23,38WL); (22,35,50); (27,30); (34); (50,38,36); (41,49,34); (23,33,24); (27); (29,41WL,34); (22); (49SH,23,26); (29,44); (37)

1996 STATISTICS

DEFENSIVE

| PLAYER | FROM COACHES VIDEO | | | | | | | | | |
|-------------------|--------------------|------|----|-------|------|----|----|----|-----|--|
| | TT | SOLO | AS | SACKS | YDS | PD | FR | FF | INT | |
| Lewis, Ray | 142 | 104 | 38 | 2.5 | 8.5 | 6 | 0 | 0 | 1 | |
| Turner, Eric | 112 | 80 | 32 | 0.0 | 0.0 | 15 | 0 | 0 | 5 | |
| Moore, Stevon | 108 | 78 | 30 | 0.0 | 0.0 | 5 | 1 | 0 | 1 | |
| Croel, Mike | 81 | 56 | 25 | 3.0 | 11.0 | 1 | 0 | 2 | 1 | |
| Caldwell, Mike | 76 | 49 | 27 | 4.5 | 35.5 | 3 | 0 | 1 | 1 | |
| Brady, Donny | 66 | 53 | 13 | 0.5 | 4.5 | 10 | 1 | 0 | 0 | |
| Jones, James | 59 | 37 | 22 | 1.0 | 5.0 | 3 | 0 | 1 | 0 | |
| Langham, Antonio | 47 | 39 | 8 | 0.0 | 0.0 | 21 | 0 | 0 | 5 | |
| Goganious, Keith | 47 | 33 | 14 | 0.0 | 0.0 | 0 | 0 | 0 | 0 | |
| Sutter, Ed | 46 | 25 | 21 | 0.0 | 0.0 | 2 | 0 | 0 | 0 | |
| Williams, Jerrol | 43 | 30 | 13 | 3.0 | 8.0 | 0 | 1 | 2 | 0 | |
| Goad, Tim | 42 | 29 | 13 | 3.0 | 19.0 | 1 | 0 | 0 | 0 | |
| Frederick, Mike | 37 | 23 | 14 | 0.0 | 0.0 | 1 | 0 | 0 | 0 | |
| Pleasant, Anthony | 33 | 28 | 5 | 4.0 | 23.0 | 1 | 1 | 0 | 0 | |
| Footman, Dan | 32 | 22 | 10 | 0.5 | 1.5 | 1 | 0 | 2 | 0 | |
| Adams, Vashone | 29 | 23 | 6 | 0.0 | 0.0 | 4 | 0 | 0 | 1 | |
| Burnett, Rob | 29 | 20 | 9 | 3.0 | 17.0 | 0 | 0 | 1 | 0 | |
| Jenkins, Deron | 24 | 19 | 5 | 0.0 | 0.0 | 2 | 1 | 1 | 0 | |
| Booth, Issac | 18 | 15 | 3 | 0.0 | 0.0 | 6 | 0 | 0 | 0 | |
| Fortune, Elliott | 16 | 11 | 5 | 1.0 | 4.0 | 0 | 0 | 0 | 0 | |
| Thompson, Bennie | 15 | 10 | 5 | 3.0 | 5.0 | 2 | 0 | 0 | 0 | |
| Lyle, Rick | 12 | 7 | 5 | 1.0 | 4.0 | 0 | 0 | 0 | 0 | |
| Brew, Dorian | 4 | 4 | 0 | 0.0 | 0.0 | 0 | 0 | 0 | 0 | |
| Turner, Floyd | 0 | 0 | 0 | 0.0 | 0.0 | 0 | 0 | 1 | 0 | |
| Powell, Craig | 0 | 0 | 0 | 0.0 | 0.0 | 0 | 0 | 0 | 0 | |

SPECIAL TEAMS

| PLAYER | FROM COACHES VIDEO | | | | | |
|------------------|--------------------|------|----|----|----|----|
| | TT | SOLO | AS | FR | FF | BK |
| Thompson, Bennie | 15 | 10 | 5 | 0 | 0 | 0 |
| Gardner, Carwell | 13 | 8 | 5 | 0 | 0 | 0 |
| Sutter, Ed | 11 | 8 | 3 | 1 | 0 | 0 |
| Adams, Vashone | 11 | 6 | 5 | 0 | 0 | 0 |
| Jenkins, Deron | 10 | 7 | 3 | 0 | 2 | 0 |
| Goganious, Keith | 10 | 6 | 4 | 0 | 0 | 0 |
| Powell, Craig | 8 | 7 | 1 | 0 | 0 | 0 |
| Langham, Antonio | 7 | 4 | 3 | 0 | 1 | 0 |
| Clark, Sedic | 6 | 5 | 1 | 0 | 0 | 0 |
| Kinchen, Brian | 6 | 3 | 3 | 0 | 0 | 0 |
| Booth, Issac | 5 | 4 | 1 | 0 | 0 | 0 |
| Daniels, Dexter | 5 | 3 | 2 | 0 | 0 | 0 |
| Williams, Jerrol | 5 | 2 | 3 | 0 | 0 | 0 |
| Byner, Earnest | 4 | 4 | 0 | 0 | 0 | 0 |
| Dowden, Corey | 4 | 2 | 2 | 0 | 0 | 0 |
| Brady, Donny | 3 | 3 | 0 | 0 | 0 | 0 |
| Brew, Dorian | 3 | 2 | 1 | 0 | 0 | 0 |
| Ethridge, Ray | 2 | 2 | 0 | 1 | 0 | 0 |
| Lewis, Jermaine | 2 | 2 | 0 | 0 | 0 | 0 |
| Baldwin, Randy | 2 | 2 | 0 | 0 | 0 | 0 |
| Hartley, Frank | 2 | 1 | 1 | 0 | 0 | 0 |
| Stover, Matt | 1 | 1 | 0 | 0 | 0 | 0 |
| Lewis, Ray | 1 | 1 | 0 | 0 | 0 | 0 |
| Moore, Stevon | 1 | 0 | 1 | 0 | 0 | 0 |

TOP THREE

| SOLO | SACKS | FF | FR | PD |
|-----------------|--------------------|-------------------|------------------|--------------------|
| 104 Ray Lewis | 4.5 Mike Caldwell | 2 Mike Croel | 1 5 players tied | 21 Antonio Langham |
| 80 Eric Turner | 4 Anthony Pleasant | 2 Dan Footman | | 15 Eric Turner |
| 78 Stevon Moore | 5 3 players tied | 2 Jerrol Williams | | 10 Donny Brady |

USUAL STARTERS

| OFFENSE | | DEFENSE | |
|--------------------------|-------------------------|-------------------------|--|
| WR1 81 Michael Jackson | LDE 90 Rob Burnett | NT 97 James Jones | |
| WR2 82 Derrick Alexander | RDE 99 Anthony Pleasant | | |
| LT 66 Tony Jones | LOLB 51 Mike Croel | LILB 52 Ray Lewis | |
| LG 75 Jonathan Ogden | RILB 56 Mike Caldwell | ROLB 57 Jerrol Williams | |
| C 61 Steve Everitt | | 50 Keith Goganious | |
| 63 Wally Williams | LCB 38 Antonio Langham | RCB 24 Donny Brady | |
| RG 69 Jeff Blackshear | SS 27 Stevon Moore | FS 29 Eric Turner | |
| 63 Wally Williams | | | |
| RT 77 Orlando Brown | | | |
| TE 88 Brian Kinchen | | | |
| QB 12 Vinny Testaverde | | | |
| RB 33 Bam Morris | | | |
| 21 Earnest Byner | | | |
| FB 35 Carwell Gardner | | | |

COACHES

Ted Marchibroda, Head Coach; **Kirk Ferentz**, Assistant Head Coach; **Offense**; **Marvin Lewis**, Defensive Coordinator; **Maxie Baughan**, Linebackers; **Jacob Burney**, Defensive Line; **Pat Hill**, Tight Ends/Offensive Line; **Al Lavan**, Running Backs; **Scott O'Brien**, Special Teams; **Alvin Reynolds**, Secondary; **Mike Sheppard**, Wide Receivers; **Jerry Simmons**, Strength and Conditioning; **Don Stock**, Quarterbacks; **Eric Mangini**, Quality Control/Offense; **Jim Schwartz**, Quality Control/Defense; **John Settle**, Quality Control/Special Teams

RAVENS HONOR ROLL

Pro Bowl: S Eric Turner (2nd alternate, started); QB Vinny Testaverde (3rd QB)
All-Pro: LG Jonathan Ogden (SI, The Dallas Morning News)
Ravens Roost Unsung Hero: RB Earnest Byner
Ravens Roost Extra Effort Award: TE Brian Kinchen
Ed Block Courage Award: DE Anthony Pleasant

SEASON TRENDS

| | | | |
|---------------------|------|-----------------------------|-----|
| Record | 4-12 | Trailing at Halftime | 2-8 |
| vs. AFC Central | 1-7 | Leading After 3 Quarters | 2-4 |
| vs. AFC | 2-10 | Trailing After 3 Quarters | 2-8 |
| vs. NFC | 2-2 | Winning Coin Toss | 2-6 |
| Home | 4-4 | Losing Coin Toss | 2-6 |
| Away | 0-8 | Decided by 7 Points or Less | 3-6 |
| On Grass | 4-8 | Decided by 3 Points or Less | 0-4 |
| Artificial Turf | 0-4 | When Scoring First | 3-5 |
| Outdoors | 4-10 | When Not Scoring First | 1-7 |
| Indoors | 0-2 | Overtime | 1-1 |
| Leading at Halftime | 2-4 | Preseason | 3-1 |

1997 STATISTICS

RESULTS AND ATTENDANCE

WON 6, LOST 9, TIED 1

| | | | | |
|-------|---|------------|------------------|--------|
| 08/31 | L | 27-28 | Jacksonville | 61,018 |
| 09/07 | W | 23-10 | Cincinnati | 52,968 |
| 09/14 | W | 24-23 | at New York | 69,768 |
| 09/21 | W | 36-10 | at Tennessee | 17,737 |
| 09/28 | L | 17-21 | at San Diego | 54,094 |
| 10/05 | L | 34-42 | Pittsburgh | 64,421 |
| 10/12 | | | Bye Week | |
| 10/19 | L | 13-24 | Miami | 64,354 |
| 10/26 | W | 20-17 | at Washington | 75,067 |
| 11/02 | L | 16-19 (OT) | at New York Jets | 77,716 |
| 11/09 | L | 0-37 | at Pittsburgh | 56,669 |
| 11/16 | T | 10-10 (OT) | Philadelphia | 63,546 |
| 11/23 | L | 13-16 | Arizona | 53,976 |
| 11/30 | L | 27-29 | at Jacksonville | 63,712 |
| 12/07 | W | 31-24 | Seattle | 54,395 |
| 12/14 | W | 21-19 | Tennessee | 60,558 |
| 12/21 | L | 14-16 | at Cincinnati | 50,917 |

TEAM STATISTICS

TOTAL FIRST DOWNS

| | RAVENS | OPPONENT |
|--------------------------|----------------|----------------|
| Rushing | 99 | 101 |
| Passing | 176 | 180 |
| Penalty | 17 | 25 |
| 3rd Down: Made/Att | 82/227 | 94/233 |
| 3rd Down Pct. | 36.1 | 40.3 |
| 4th Down: Made/Att | 12/21 | 7/14 |
| 4th Down Pct. | 57.1 | 50.0 |
| TOTAL NET YARDS | 5291 | 5363 |
| Avg. Per Game | 330.7 | 335.2 |
| Total Plays | 1043 | 1068 |
| Avg. Per Play | 5.1 | 5.0 |
| NET YARDS RUSHING | 1589 | 1690 |
| Avg. Per Game | 99.3 | 105.6 |
| Total Rushes | 420 | 470 |
| NET YARDS PASSING | 3702 | 3673 |
| Avg. Per Game | 231.4 | 229.6 |
| Sacked/Yards Lost | 37/227 | 42/293 |
| Gross Yards | 3929 | 3966 |
| Att./Completions | 586/338 | 556/332 |
| Completion Pct. | 57.7 | 59.7 |
| Had Intercepted | 16 | 17 |
| PUNTS/AVERAGE | 83/42.7 | 82/44.0 |
| NET PUNTING AVG. | 36.6 | 35.5 |
| PENALTIES/YARDS | 101/777 | 106/822 |
| FUMBLES/BALL LOST | 37/11 | 23/11 |
| TOUCHDOWNS | 35 | 39 |
| Rushing | 7 | 17 |
| Passing | 25 | 20 |
| Returns | 3 | 2 |

SCORE BY PERIODS

| | 1 | 2 | 3 | 4 | OT | PTS |
|------------------|-----------|-----------|-----------|------------|----------|------------|
| RAVENS | 67 | 98 | 58 | 103 | 0 | 326 |
| Opponents | 89 | 92 | 81 | 80 | 3 | 345 |

SCORING

| | R | P | KR | DR | PAT | FG | 2R | 2P | S | TP |
|------------------|-----------|-----------|----------|----------|--------------|--------------|----------|----------|----------|------------|
| Stover | 0 | 0 | 0 | 0 | 32/32 | 26/34 | 0 | 0 | 0 | 110 |
| Alexander | 0 | 9 | 0 | 0 | 0/0 | 0/0 | 0 | 0 | 0 | 54 |
| Lewis | 0 | 6 | 2 | 0 | 0/0 | 0/0 | 0 | 0 | 0 | 48 |
| Green | 0 | 5 | 0 | 0 | 0/0 | 0/0 | 0 | 0 | 0 | 30 |
| Jackson | 0 | 4 | 0 | 0 | 0/0 | 0/0 | 0 | 1 | 0 | 26 |
| Morris | 4 | 0 | 0 | 0 | 0/0 | 0/0 | 0 | 0 | 0 | 24 |
| Graham | 2 | 0 | 0 | 0 | 0/0 | 0/0 | 0 | 0 | 0 | 12 |
| Cotton | 1 | 0 | 0 | 0 | 0/0 | 0/0 | 0 | 0 | 0 | 6 |
| Kinchen | 0 | 1 | 0 | 0 | 0/0 | 0/0 | 0 | 0 | 0 | 6 |
| Langham | 0 | 0 | 0 | 1 | 0/0 | 0/0 | 0 | 0 | 0 | 6 |
| Byner | 0 | 0 | 0 | 0 | 0/0 | 0/0 | 0 | 1 | 0 | 2 |
| Team Stat | 0 | 0 | 0 | 0 | 0/0 | 0/0 | 0 | 0 | 1 | 2 |
| RAVENS | 7 | 25 | 2 | 1 | 32/32 | 26/34 | 0 | 2 | 1 | 326 |
| Opponents | 17 | 20 | 1 | 1 | 33/35 | 24/34 | 1 | 1 | 1 | 345 |

2-PT. CONVERSIONS: RAVENS 2-3; OPPONENTS 2-4

SACKS: Boulware 11.5, McCrary 9.0, Jones 6.0, Burnett 4.0, Lewis 4.0, Sharper 3.0, Washington 2.0, Herring 1.0, Langham 1.0, Brown 0.5
RAVENS 42.0; Opponents: 37.0

PASSING

| | ATT | COMP | YARDS | COMP% | YDS/ATT | TD | TD% | INT | INT% | LG | SACK/LOST | RATING |
|------------------|------------|------------|-------------|-------------|-------------|-----------|------------|-----------|------------|------------|---------------|-------------|
| Testaverde | 470 | 271 | 2971 | 57.7 | 6.32 | 18 | 3.8 | 15 | 3.2 | 54t | 20/129 | 75.9 |
| Zeier | 116 | 67 | 958 | 57.8 | 8.26 | 7 | 6.0 | 1 | 0.9 | 92 | 17/98 | 101.1 |
| RAVENS | 586 | 338 | 3929 | 57.7 | 6.70 | 25 | 4.3 | 16 | 2.7 | 92 | 37/227 | 80.9 |
| Opponents | 556 | 332 | 3966 | 59.7 | 7.13 | 20 | 3.6 | 17 | 3.1 | 77t | 42/293 | 80.8 |

RUSHING

| | NO | YDS | AVG | LG | TD |
|------------------|------------|-------------|------------|------------|-----------|
| Morris | 204 | 774 | 3.8 | 25 | 4 |
| Byner | 84 | 313 | 3.7 | 19 | 0 |
| Graham | 81 | 299 | 3.7 | 19 | 2 |
| Testaverde | 34 | 138 | 4.1 | 16 | 0 |
| Lewis | 3 | 35 | 11.7 | 24 | 0 |
| Zeier | 10 | 17 | 1.7 | 12 | 0 |
| Montgomery | 1 | 11 | 11.0 | 11 | 0 |
| Cotton | 2 | 2 | 1.0 | 1t | 1 |
| Alexander | 1 | 0 | 0.0 | 0 | 0 |
| RAVENS | 420 | 1589 | 3.8 | 25 | 7 |
| Opponents | 470 | 1690 | 3.6 | 74t | 17 |

RECEIVING

| | NO | YDS | AVG | LG | TD |
|------------------|------------|-------------|-------------|-----------|-----------|
| Jackson | 69 | 918 | 13.3 | 54t | 4 |
| Alexander | 65 | 1009 | 15.5 | 92 | 9 |
| Green | 65 | 601 | 9.2 | 37t | 5 |
| Lewis | 42 | 648 | 15.4 | 42t | 6 |
| Morris | 29 | 176 | 6.1 | 15 | 0 |
| Byner | 21 | 128 | 6.1 | 17 | 0 |
| Yarborough | 16 | 183 | 11.4 | 26 | 0 |
| Graham | 12 | 51 | 4.3 | 19 | 0 |
| Kinchen | 11 | 95 | 8.6 | 24t | 1 |
| Roe | 7 | 124 | 17.7 | 29 | 0 |
| Testaverde | 1 | -4 | -4.0 | -4 | 0 |
| RAVENS | 338 | 3929 | 11.6 | 92 | 25 |
| Opponents | 332 | 3966 | 11.9 | 77 | 20 |

INTERCEPTIONS

| | NO | YDS | AVG | LG | TD |
|------------------|-----------|------------|-------------|-----------|----------|
| Moore | 4 | 56 | 14.0 | 38 | 0 |
| Daniel | 3 | 60 | 20.0 | 43 | 0 |
| Langham | 3 | 40 | 13.3 | 40t | 1 |
| Staten | 2 | 12 | 6.0 | 9 | 0 |
| Brown | 1 | 21 | 21.0 | 21 | 0 |
| Lewis | 1 | 18 | 18.0 | 18 | 0 |
| Jones | 1 | 15 | 15.0 | 15 | 0 |
| Jenkins | 1 | 15 | 15.0 | 15 | 0 |
| Sharper | 1 | 4 | 4.0 | 0 | 0 |
| RAVENS | 17 | 241 | 14.2 | 43 | 1 |
| Opponents | 16 | 118 | 7.4 | 42 | 0 |

PUNTING

| | NO | YDS | AVG | TB | IN | LG | BLK |
|------------------|-----------|-------------|-------------|----------|-----------|-----------|----------|
| Montgomery | 83 | 3540 | 42.7 | 2 | 24 | 60 | 0 |
| RAVENS | 83 | 3540 | 42.7 | 2 | 24 | 60 | 0 |
| Opponents | 82 | 3611 | 44.0 | 7 | 24 | 63 | 0 |

PUNT RETURNS

| | RET | FC | YDS | AVG | LG | TD |
|------------------|-----------|-----------|------------|-------------|------------|----------|
| Lewis | 28 | 13 | 437 | 15.6 | 89t | 2 |
| Roe | 8 | 0 | 72 | 9.0 | 14 | 0 |
| Ethridge | 5 | 1 | 21 | 4.2 | 16 | 0 |
| Alexander | 1 | 0 | 34 | 34.0 | 34 | 0 |
| RAVENS | 42 | 14 | 564 | 13.4 | 89t | 2 |
| Opponents | 53 | 11 | 460 | 8.7 | 60 | 0 |

KICKOFF RETURNS

| | NO | YDS | AVG | LG | TD |
|------------------|-----------|-------------|-------------|------------|----------|
| Lewis | 41 | 905 | 22.1 | 51 | 0 |
| Roe | 9 | 189 | 21.0 | 33 | 0 |
| Graham | 6 | 115 | 19.2 | 24 | 0 |
| Brew | 5 | 88 | 17.6 | 24 | 0 |
| Singleton | 4 | 64 | 16.0 | 19 | 0 |
| Ethridge | 2 | 37 | 18.5 | 22 | 0 |
| Morris | 1 | 23 | 23.0 | 23 | 0 |
| Holmes | 1 | 14 | 14.0 | 14 | 0 |
| McCloud | 1 | 0 | 0.0 | 0 | 0 |
| Byner | 1 | 0 | 0.0 | 0 | 0 |
| RAVENS | 71 | 1435 | 20.2 | 51 | 0 |
| Opponents | 59 | 1323 | 22.4 | 97t | 0 |

FIELD GOALS

| | 1-19 | 20-29 | 30-39 | 40-49 | 50+ |
|------------------|------------|--------------|--------------|-------------|------------|
| Stover | 0/0 | 8/9 | 12/12 | 6/11 | 0/2 |
| RAVENS | 0/0 | 8/9 | 12/12 | 6/11 | 0/2 |
| Opponents | 0/0 | 10/10 | 6/6 | 7/16 | 1/2 |

Stover: (33,25);(37,32,41);(37);(38,46WL,42,49,34,36); (47,35,28);(34); (38,23);(48SH,34,28);(41,22,24);();(23,53WR);(46,34);();(24,45WR,42 WR);(50BL,27BL); (44WR)

Opponents: (43WL);(46,51WL,43WL,46BL);(41WR,27,41WR);(45, 41WR); (49WL);();(23);(26);(47WR,28,33,31,37);(52,22,39);(33,40 WL);(22,27,43); (41,42,31,29,22); (); (25,40); (44)

1997 STATISTICS

DEFENSIVE

| PLAYER | FROM COACHES VIDEO | | | | | | | | | |
|-------------------|--------------------|------|----|-------|------|----|----|----|-----|--|
| | TT | SOLO | AS | SACKS | YDS | PD | FR | FF | INT | |
| Lewis, Ray | 210 | 163 | 47 | 4.0 | 27.0 | 9 | 0 | 1 | 1 | |
| Moore, Stevon | 86 | 63 | 23 | 0.0 | 0.0 | 9 | 0 | 2 | 4 | |
| McCrary, Micheal | 80 | 59 | 21 | 9.0 | 70.5 | 2 | 2 | 0 | 0 | |
| Sharper, Jamie | 79 | 57 | 22 | 3.0 | 24.0 | 3 | 0 | 1 | 1 | |
| Jones, James | 75 | 50 | 25 | 6.0 | 44.0 | 1 | 1 | 3 | 0 | |
| Boulware, Peter | 66 | 42 | 24 | 11.5 | 70.5 | 0 | 0 | 1 | 0 | |
| Burnett, Rob | 59 | 40 | 19 | 4.0 | 36.0 | 1 | 1 | 1 | 0 | |
| Langham, Antonio | 51 | 41 | 10 | 1.0 | 0.0 | 14 | 0 | 1 | 3 | |
| Herring, Kim | 51 | 34 | 17 | 1.0 | 4.0 | 1 | 0 | 1 | 0 | |
| Jenkins, DeRon | 44 | 40 | 4 | 0.0 | 0.0 | 7 | 1 | 0 | 1 | |
| Siragusa, Tony | 44 | 30 | 14 | 0.0 | 0.0 | 2 | 1 | 0 | 0 | |
| Jones, Rondell | 40 | 32 | 8 | 0.0 | 0.0 | 4 | 1 | 0 | 1 | |
| Webster, Larry | 34 | 25 | 9 | 0.0 | 0.0 | 0 | 0 | 0 | 0 | |
| Brady, Donny | 33 | 29 | 4 | 0.0 | 0.0 | 7 | 1 | 0 | 0 | |
| Staten, Ralph | 30 | 22 | 8 | 0.0 | 0.0 | 6 | 0 | 0 | 2 | |
| Washington, Keith | 24 | 17 | 7 | 2.0 | 16.0 | 1 | 0 | 1 | 0 | |
| Brown, Cornell | 17 | 12 | 5 | 0.5 | 1.0 | 2 | 0 | 2 | 1 | |
| Daniel, Eugene | 17 | 9 | 8 | 0.0 | 0.0 | 7 | 0 | 0 | 3 | |
| Frederick, Mike | 10 | 8 | 2 | 0.0 | 0.0 | 1 | 1 | 0 | 0 | |
| McCloud, Tyrus | 9 | 5 | 4 | 0.0 | 0.0 | 1 | 0 | 0 | 0 | |
| Ward, Chris | 3 | 3 | 0 | 0.0 | 0.0 | 0 | 0 | 0 | 0 | |
| Thompson, Bennie | 3 | 3 | 0 | 0.0 | 0.0 | 1 | 0 | 0 | 0 | |
| Brew, Dorian | 3 | 2 | 1 | 0.0 | 0.0 | 0 | 0 | 0 | 0 | |
| Williams, John | 2 | 2 | 0 | 0.0 | 0.0 | 2 | 0 | 0 | 0 | |
| Taylor, Leland | 1 | 0 | 1 | 0.0 | 0.0 | 0 | 0 | 0 | 0 | |

SPECIAL TEAMS

| PLAYER | FROM COACHES VIDEO | | | | | |
|-------------------|--------------------|------|----|----|----|----|
| | TT | SOLO | AS | FR | FF | BK |
| Brady, Donny | 19 | 17 | 2 | 0 | 0 | 0 |
| Thompson, Bennie | 18 | 18 | 0 | 2 | 1 | 0 |
| Herring, Kim | 10 | 9 | 1 | 1 | 0 | 0 |
| Vinson, Tony | 9 | 9 | 0 | 0 | 0 | 0 |
| McCloud, Tyrus | 9 | 7 | 2 | 1 | 0 | 0 |
| Brown, Cornell | 8 | 8 | 0 | 0 | 0 | 0 |
| Williams, John | 7 | 7 | 0 | 0 | 0 | 0 |
| Washington, Keith | 5 | 5 | 0 | 0 | 0 | 0 |
| Jenkins, DeRon | 5 | 4 | 1 | 0 | 0 | 0 |
| Kinchen, Brian | 4 | 3 | 1 | 0 | 1 | 0 |
| Moore, Stevon | 3 | 3 | 0 | 0 | 0 | 0 |
| Byner, Earnest | 2 | 2 | 0 | 2 | 0 | 0 |
| Graham, Jay | 2 | 2 | 0 | 1 | 0 | 0 |
| Sharper, Jamie | 2 | 2 | 0 | 0 | 0 | 0 |
| Langham, Antonio | 2 | 2 | 0 | 0 | 0 | 0 |
| Holmes, Priest | 2 | 2 | 0 | 0 | 0 | 0 |
| Jones, Rondell | 2 | 1 | 1 | 0 | 0 | 1 |
| Brew, Dorian | 1 | 1 | 0 | 0 | 0 | 0 |
| Peters, Tyrell | 1 | 1 | 0 | 0 | 0 | 0 |
| Montgomery, Greg | 1 | 1 | 0 | 0 | 0 | 0 |
| Ethridge, Ray | 1 | 1 | 0 | 0 | 0 | 0 |
| Stover, Matt | 1 | 1 | 0 | 0 | 0 | 0 |
| Cotton, Kenyon | 1 | 0 | 1 | 0 | 0 | 0 |
| Staten, Ralph | 1 | 0 | 1 | 0 | 0 | 0 |
| Ofofiele, A.J. | 1 | 0 | 1 | 0 | 0 | 0 |
| Burnett, Rob | 0 | 0 | 0 | 0 | 0 | 1 |

TOP THREE

| SOLO | SACKS | FF | FR | PD |
|--------------------|---------------------|-----------------|-------------------|--------------------|
| 163 Ray Lewis | 11.5 Peter Boulware | 3 James Jones | 2 Michael McCrary | 14 Antonio Langham |
| 63 Stevon Moore | 9.0 Michael McCrary | 2 Cornell Brown | 1 7 players tied | 9 Ray Lewis |
| 59 Michael McCrary | 6.0 James Jones | 2 Stevon Moore | | 9 Stevon Moore |

USUAL STARTERS

| OFFENSE | | DEFENSE | |
|---------|----------------------|---------|--------------------|
| WR1 | 81 Michael Jackson | LDE | 90 Rob Burnett |
| WR2 | 82 Derrick Alexander | LDT | 97 James Jones |
| LT | 75 Jonathan Ogden | RDT | 98 Tony Siragusa |
| LG | 65 Ben Cavil | RDE | 99 Michael McCrary |
| | 62 Leo Goeas | LLB | 58 Peter Boulware |
| C | 63 Wally Williams | MLB | 52 Ray Lewis |
| | 67 Quentin Neujahr | RLB | 55 Jamie Sharper |
| RG | 69 Jeff Blackshear | LCB | 38 Antonio Langham |
| RT | 77 Orlando Brown | RCB | 25 DeRon Jenkins |
| TE | 86 Eric Green | | 30 Eugene Daniel |
| QB | 12 Vinny Testaverde | SS | 27 Stevon Moore |
| WR3 | 84 Jermaine Lewis | FS | 31 Rondell Jones |
| RB | 33 Bam Morris | | 20 Kim Herring |

COACHES

Ted Marchbroda, Head Coach; **Kirk Ferentz**, Assistant Head Coach-Offense; **Marvin Lewis**, Defensive Coordinator; **Maxie Baughan**, Linebackers; **Jacob Burney**, Defensive Line; **Al Lavan**, Running Backs; **Scott O'Brien**, Special Teams; **Alvin Reynolds**, Secondary; **Richard Mann**, Wide Receivers; **Jerry Simmons**, Strength and Conditioning; **Don Strook**, Quarterbacks; **Ken Whisenhunt**, Tight Ends; **Lester Erb**, Quality Control/Offense; **Jim Schwartz**, Quality Control/Defense; **John Settle**, Quality Control/Special Teams

RAVENS HONOR ROLL

NFL Defensive Rookie of the Year: LB Peter Boulware
Pro Bowl: OT Jonathan Ogden (starter), Ray Lewis (1st alternate, played in game)
All-Pro: OT Jonathan Ogden (SI, TSN, PFW, CPFW, FD), LB Ray Lewis (SI, CPFW)
Ravens Roost Unsung Hero: S Stevon Moore
Ravens Roost Extra Effort Award: S Bennie Thompson
Ed Block Courage Award: OL Wally Williams

SEASON TRENDS

| | | | |
|-----------------------|-------|---------------------------------------|-------|
| Record | 6-9-1 | Leading After 3 Quarters | 4-3-1 |
| vs. AFC Central | 3-5 | Trailing After 3 Quarters | 1-6 |
| vs. AFC | 4-8 | Winning Coin Toss | 2-4 |
| vs. NFC | 2-1-1 | Losing Coin Toss | 4-5-1 |
| Home | 3-4-1 | Decided by 8 Points or less | 4-7 |
| Away | 3-5 | Decided by 3 Points or less | 3-5-1 |
| On Grass | 5-6-1 | When Scoring First | 4-3-1 |
| Artificial Turf | 1-3 | When Not Scoring First | 2-6 |
| Outdoors | 6-9-1 | Overtime | 0-1-1 |
| Indoors | 0-0 | Preseason | 0-4 |
| Leading at Halftime | 4-1-1 | When Allowing a 100-Yard Rusher | 1-3 |
| Tied at Halftime | 1-1 | When Allowing a 100-Yard Receiver | 1-6 |
| Trailing at Halftime | 1-7 | When Not Allowing a 100-Yard Rusher | 5-6-1 |
| Tied After 3 Quarters | 1-0 | When Not Allowing a 100-Yard Receiver | 5-3-1 |

1998 STATISTICS

RESULTS AND ATTENDANCE

WON 6, LOST 10

| | | | | |
|-------|---|-------|------------------|--------|
| 09/06 | L | 13-20 | Pittsburgh | 68,847 |
| 09/13 | W | 24-10 | at New York Jets | 70,063 |
| 09/20 | L | 10-24 | at Jacksonville | 67,069 |
| 09/27 | W | 31-24 | Cincinnati | 68,154 |
| 10/04 | | | Bye Week | |
| 10/11 | L | 8-12 | Tennessee | 68,561 |
| 10/18 | L | 6-16 | at Pittsburgh | 58,620 |
| 10/25 | L | 10-28 | at Green Bay | 59,860 |
| 11/01 | L | 19-45 | Jacksonville | 68,915 |
| 11/08 | W | 13-10 | Oakland | 69,037 |
| 11/15 | L | 13-14 | at San Diego | 54,388 |
| 11/22 | W | 20-13 | at Cincinnati | 52,571 |
| 11/29 | W | 38-31 | Indianapolis | 68,898 |
| 12/06 | L | 14-16 | at Tennessee | 31,124 |
| 12/13 | L | 28-38 | Minnesota | 69,074 |
| 12/20 | L | 3-24 | at Chicago | 40,853 |
| 12/27 | W | 19-10 | Detroit | 68,045 |

TEAM STATISTICS

TOTAL FIRST DOWNS

| | | |
|--------------------|--------|--------|
| Rushing | 86 | 90 |
| Passing | 140 | 180 |
| Penalty | 17 | 28 |
| 3rd Down: Made/Att | 64/207 | 93/237 |
| 3rd Down Pct. | 30.9 | 39.2 |
| 4th Down: Made/Att | 6/15 | 4/11 |
| 4th Down Pct. | 40.0 | 36.4 |

TOTAL NET YARDS

| | | |
|---------------|-------|-------|
| Avg. Per Game | 281.1 | 331.1 |
| Total Plays | 926 | 1050 |
| Avg. Per Play | 4.9 | 5.0 |

NET YARDS RUSHING

| | | |
|---------------|-------|-------|
| Avg. Per Game | 101.8 | 106.6 |
| Total Rushes | 408 | 472 |

NET YARDS PASSING

| | | |
|-------------------|---------|---------|
| Avg. Per Game | 179.3 | 224.5 |
| Sacked/Yards Lost | 41/283 | 39/286 |
| Gross Yards | 3152 | 3878 |
| Att./Completions | 477/272 | 539/316 |
| Completion Pct. | 57.0 | 58.6 |
| Had Intercepted | 15 | 17 |

PUNTS/AVERAGE

| | | |
|--|---------|---------|
| | 92/42.9 | 86/42.5 |
|--|---------|---------|

NET PUNTING AVG.

| | | |
|--|------|------|
| | 38.3 | 33.6 |
|--|------|------|

PENALTIES/YARDS

| | | |
|--|---------|----------|
| | 113/908 | 123/1013 |
|--|---------|----------|

FUMBLES/BALL LOST

| | | |
|--|-------|------|
| | 31/15 | 17/6 |
|--|-------|------|

TOUCHDOWNS

| | | |
|---------|----|----|
| Rushing | 7 | 12 |
| Passing | 16 | 20 |
| Returns | 6 | 5 |

SCORE BY PERIODS

| | | | | | | |
|-----------|----|-----|----|----|----|-----|
| | 1 | 2 | 3 | 4 | OT | PTS |
| RAVENS | 79 | 63 | 41 | 86 | 0 | 269 |
| Opponents | 96 | 104 | 85 | 50 | 0 | 335 |

SCORING

| | | | | | | | | | | |
|-----------|----|----|----|----|-------|-------|----|----|---|-----|
| | R | P | KR | DR | PAT | FG | 2R | 2P | S | TP |
| Stover | 0 | 0 | 0 | 0 | 24/24 | 21/28 | 0 | 0 | 0 | 87 |
| Lewis | 0 | 6 | 2 | 0 | 0/0 | 0/0 | 0 | 0 | 0 | 48 |
| Holmes | 7 | 0 | 0 | 0 | 0/0 | 0/0 | 0 | 0 | 0 | 42 |
| Turner | 0 | 5 | 0 | 0 | 0/0 | 0/0 | 0 | 2 | 0 | 34 |
| Johnson | 0 | 1 | 1 | 0 | 0/0 | 0/0 | 0 | 0 | 0 | 12 |
| Potts | 0 | 2 | 0 | 0 | 0/0 | 0/0 | 0 | 0 | 0 | 12 |
| Woodson | 0 | 0 | 0 | 2 | 0/0 | 0/0 | 0 | 0 | 0 | 12 |
| Green | 0 | 1 | 0 | 0 | 0/0 | 0/0 | 0 | 0 | 0 | 6 |
| Harris | 0 | 0 | 1 | 0 | 0/0 | 0/0 | 0 | 0 | 0 | 6 |
| Roe | 0 | 1 | 0 | 0 | 0/0 | 0/0 | 0 | 0 | 0 | 6 |
| Burnett | 0 | 0 | 0 | 0 | 0/0 | 0/0 | 0 | 0 | 1 | 2 |
| Stat | 0 | 0 | 0 | 0 | 0/0 | 0/0 | 0 | 0 | 1 | 2 |
| RAVENS | 7 | 16 | 4 | 2 | 24/24 | 21/28 | 0 | 2 | 2 | 269 |
| Opponents | 12 | 20 | 3 | 2 | 35/35 | 26/30 | 0 | 0 | 0 | 335 |

2-PT. CONVERSIONS: RAVENS 2-5; OPPONENTS 0-2

SACKS: McCrary 14.5, Boulware 8.5, Jones 5.5, Lewis 3.0, Burnett 2.5, Brady 1.0, Harris 1.0, Sharper 1.0, Staten 1.0, Washington 1.0
RAVENS 39.0; Opponents: 41.0

PASSING

| | | | | | | | | | | | | |
|------------|-----|-----|------|------|------|----|-----|----|-------|-----|--------|------|
| Harbaugh | 293 | 164 | 1839 | 56.0 | 6.28 | 12 | 4.1 | 11 | 3.8 | 66t | 23/145 | 72.9 |
| Zeier | 181 | 107 | 1312 | 59.1 | 7.25 | 4 | 2.2 | 3 | 1.7 | 73t | 18/138 | 82.0 |
| Richardson | 2 | 1 | 1 | 50.0 | 0.50 | 0 | 0.0 | 0 | 0.0 | 1 | 0/0 | 56.3 |
| Holmes | 1 | 0 | 0 | 0.0 | 0.00 | 0 | 0.0 | 1 | 100.0 | 0 | 0/0 | 0.0 |
| RAVENS | 477 | 272 | 3152 | 57.0 | 6.61 | 16 | 3.4 | 15 | 3.1 | 73t | 41/283 | 75.2 |
| Opponents | 539 | 316 | 3878 | 58.6 | 7.19 | 20 | 3.7 | 17 | 3.2 | 78t | 39/286 | 80.1 |

RUSHING

| | | | | | |
|----------------|-----|------|-----|-----|----|
| Holmes | 233 | 1008 | 4.3 | 56 | 7 |
| Rhett | 44 | 180 | 4.1 | 46 | 0 |
| Harbaugh | 40 | 172 | 4.3 | 15 | 0 |
| Potts | 36 | 115 | 3.2 | 33 | 0 |
| Graham | 35 | 109 | 3.1 | 12 | 0 |
| Lewis | 5 | 20 | 4.0 | 9 | 0 |
| Zeier | 11 | 17 | 1.5 | 7 | 0 |
| Cotton | 2 | 8 | 4.0 | 7 | 0 |
| Mitchell | 1 | 0 | 0.0 | 0 | 0 |
| Richardson, W. | 1 | 0 | 0.0 | 0 | 0 |
| Richardson, K. | 1 | 0 | 0.0 | 0 | 0 |
| RAVENS | 408 | 1629 | 4.0 | 56 | 7 |
| Opponents | 472 | 1705 | 3.6 | 68t | 12 |

RECEIVING

| | | | | | |
|------------|-----|------|------|-----|----|
| Holmes | 43 | 260 | 6.0 | 25 | 0 |
| Lewis | 41 | 784 | 19.1 | 73t | 6 |
| Jackson | 38 | 477 | 12.6 | 53 | 0 |
| Green | 34 | 422 | 12.4 | 56 | 1 |
| Turner | 32 | 512 | 16.0 | 66t | 5 |
| Potts | 30 | 168 | 5.6 | 18 | 2 |
| Kinchen | 13 | 110 | 8.5 | 24 | 0 |
| Johnson | 12 | 159 | 13.3 | 35 | 1 |
| Rhett | 11 | 65 | 5.9 | 16 | 0 |
| Roe | 8 | 115 | 14.4 | 27 | 1 |
| Graham | 5 | 41 | 8.2 | 14 | 0 |
| Yarborough | 4 | 39 | 9.8 | 18 | 0 |
| Atkins | 1 | 0 | 0.0 | 0 | 0 |
| RAVENS | 272 | 3152 | 11.6 | 73t | 16 |
| Opponents | 316 | 3878 | 12.3 | 78t | 20 |

INTERCEPTIONS

| | | | | | |
|-----------|----|-----|------|-----|---|
| Woodson | 6 | 108 | 18.0 | 60t | 2 |
| Starks | 5 | 3 | 0.6 | 2 | 0 |
| Staten | 3 | 25 | 8.3 | 14 | 0 |
| Lewis | 2 | 25 | 12.5 | 26 | 0 |
| Jenkins | 1 | 0 | 0.0 | 0 | 0 |
| RAVENS | 17 | 161 | 9.5 | 60t | 2 |
| Opponents | 15 | 148 | 9.9 | 43 | 0 |

PUNTING

| | | | | | | | |
|------------|----|------|------|---|----|----|---|
| Montgomery | 83 | 3540 | 42.7 | 2 | 24 | 60 | 0 |
| RAVENS | 83 | 3540 | 42.7 | 2 | 24 | 60 | 0 |
| Opponents | 82 | 3611 | 44.0 | 7 | 24 | 63 | 0 |

PUNT RETURNS

| | | | | | | |
|-----------|----|----|-----|------|-----|---|
| Lewis | 32 | 10 | 405 | 12.7 | 87t | 2 |
| Roe | 9 | 2 | 87 | 9.7 | 19 | 0 |
| Thompson | 1 | 0 | 43 | 43.0 | 43 | 0 |
| Johnson | 1 | 0 | 6 | 6.0 | 6 | 0 |
| RAVENS | 43 | 12 | 541 | 12.6 | 87t | 2 |
| Opponents | 40 | 24 | 284 | 7.1 | 71t | 1 |

KICKOFF RETURNS

| | | | | | |
|-----------|----|------|------|-----|---|
| Harris | 35 | 965 | 27.6 | 95t | 1 |
| Johnson | 16 | 399 | 24.9 | 97t | 1 |
| Lewis | 6 | 145 | 24.2 | 37 | 0 |
| Graham | 3 | 52 | 17.3 | 22 | 0 |
| Roe | 2 | 40 | 20.0 | 27 | 0 |
| Cotton | 2 | 33 | 16.5 | 18 | 0 |
| Kinchen | 2 | 33 | 16.5 | 21 | 0 |
| Holmes | 2 | 30 | 15.0 | 19 | 0 |
| Potts | 1 | 3 | 3.0 | 3 | 0 |
| RAVENS | 69 | 1700 | 24.6 | 97t | 2 |
| Opponents | 57 | 1168 | 20.5 | 97t | 2 |

FIELD GOALS

| | | | | | |
|-----------|-----|-----|-----|-------|-----|
| Stover | 0/0 | 6/6 | 5/5 | 10/17 | 0/0 |
| RAVENS | 0/0 | 6/6 | 5/5 | 10/17 | 0/0 |
| Opponents | 0/0 | 8/9 | 6/6 | 11/12 | 1/3 |

Stover: (41,42WR,42WL,45WL,25);(29,44WR);(25);(46); (21,45);(41,40); (38,45WL);();(41WL,30,30);(42,42);(34,23); (43,48,47);();(45BL,27);(30)

Opponents: (27,49);(60SH,20);(34,25BL);(48);(26,42WL,29);(41,42,40); ();(33);(23);();(40,34);(53,52BL);(48,48,34); (43,31,45,24,46,20);(20);(39)

1998 STATISTICS

DEFENSIVE

FROM COACHES VIDEO

| PLAYER | TT | SOLO | AS | SACKS | YDS | PD | FR | FF | INT |
|-------------------|-----|------|----|-------|-------|----|----|----|-----|
| Lewis, Ray | 154 | 119 | 35 | 3.0 | 14.0 | 10 | 0 | 1 | 2 |
| McCrory, Michael | 102 | 68 | 34 | 14.5 | 124.0 | 1 | 0 | 1 | 0 |
| Moore, Stevon | 96 | 70 | 26 | 0.0 | 0.0 | 5 | 0 | 0 | 0 |
| Woodson, Rod | 84 | 74 | 10 | 0.0 | 0.0 | 23 | 0 | 0 | 6 |
| Sharper, Jamie | 84 | 49 | 35 | 1.0 | 14.0 | 3 | 0 | 0 | 0 |
| Boulware, Peter | 83 | 41 | 42 | 8.5 | 49.5 | 6 | 1 | 0 | 0 |
| Jones, James | 75 | 43 | 32 | 5.5 | 41.0 | 1 | 1 | 1 | 0 |
| Burnett, Rob | 70 | 46 | 24 | 2.5 | 24.5 | 0 | 1 | 0 | 0 |
| Siragusa, Tony | 68 | 40 | 28 | 0.0 | 0.0 | 2 | 1 | 1 | 0 |
| Harris, Corey | 54 | 43 | 11 | 1.0 | 8.0 | 1 | 0 | 1 | 0 |
| Starks, Duane | 50 | 43 | 7 | 0.0 | 0.0 | 19 | 0 | 2 | 5 |
| Jenkins, DeRon | 42 | 38 | 4 | 0.0 | 0.0 | 17 | 0 | 0 | 1 |
| Staten, Ralph | 35 | 27 | 8 | 1.0 | 3.0 | 8 | 0 | 0 | 3 |
| McCloud, Tyrus | 26 | 20 | 6 | 0.0 | 0.0 | 1 | 0 | 0 | 0 |
| Herring, Kim | 23 | 18 | 5 | 0.0 | 0.0 | 1 | 0 | 0 | 0 |
| Washington, Keith | 15 | 12 | 3 | 1.0 | 7.0 | 1 | 0 | 0 | 0 |
| Webster, Larry | 15 | 9 | 6 | 0.0 | 0.0 | 0 | 0 | 0 | 0 |
| Olsavsky, Jerry | 13 | 9 | 4 | 0.0 | 0.0 | 0 | 0 | 1 | 0 |
| Brown, Cornell | 10 | 6 | 4 | 0.0 | 0.0 | 0 | 0 | 0 | 0 |
| Brady, Donny | 4 | 3 | 1 | 1.0 | 8.0 | 0 | 0 | 0 | 0 |
| Dalton, Lional | 4 | 2 | 2 | 0.0 | 0.0 | 0 | 0 | 1 | 0 |
| Frederick, Mike | 2 | 2 | 0 | 0.0 | 0.0 | 0 | 0 | 0 | 0 |
| Peters, Tyrell | 1 | 0 | 1 | 0.0 | 0.0 | 0 | 0 | 0 | 0 |
| Williams, John | 0 | 0 | 0 | 0.0 | 0.0 | 1 | 0 | 0 | 0 |

SPECIAL TEAMS

FROM COACHES VIDEO

| PLAYER | TT | SOLO | AS | FR | FF | BK |
|-------------------|----|------|----|----|----|----|
| Thompson, Bennie | 22 | 15 | 7 | 0 | 0 | 0 |
| Williams, John | 20 | 15 | 5 | 1 | 0 | 0 |
| Brady, Donny | 14 | 9 | 5 | 0 | 0 | 0 |
| Brown, Cornell | 11 | 9 | 2 | 0 | 1 | 0 |
| Olsavsky, Jerry | 8 | 4 | 4 | 0 | 0 | 0 |
| Kopp, Jeff | 7 | 5 | 2 | 0 | 0 | 0 |
| Peters, Tyrell | 7 | 4 | 3 | 0 | 0 | 0 |
| Starks, Duane | 6 | 6 | 0 | 0 | 0 | 0 |
| Harris, Corey | 6 | 5 | 1 | 0 | 1 | 0 |
| Washington, Keith | 6 | 5 | 1 | 0 | 0 | 0 |
| Kinchen, Brian | 6 | 3 | 3 | 0 | 0 | 0 |
| Holmes, Priest | 5 | 2 | 3 | 0 | 0 | 0 |
| Herring, Kim | 3 | 2 | 1 | 0 | 0 | 0 |
| Staten, Ralph | 3 | 2 | 1 | 0 | 0 | 0 |
| Stover, Matt | 2 | 2 | 0 | 0 | 0 | 0 |
| Sharper, Jamie | 1 | 1 | 0 | 0 | 0 | 0 |
| McCloud, Tyrus | 1 | 1 | 0 | 0 | 0 | 0 |
| LeBel, Harper | 1 | 1 | 0 | 0 | 0 | 0 |
| Richardson, Kyle | 1 | 1 | 0 | 0 | 0 | 0 |
| Yarborough, Ryan | 1 | 1 | 0 | 0 | 0 | 0 |
| Rhett, Errict | 1 | 1 | 0 | 0 | 0 | 0 |
| Cotton, Kenyon | 1 | 0 | 1 | 0 | 0 | 0 |
| Woodson, Rod | 0 | 0 | 0 | 0 | 0 | 2 |

TOP THREE

| SOLO | SACKS | FF | FR | PD |
|-----------------|----------------------|------------------|------------------|------------------|
| 119 Ray Lewis | 14.5 Michael McCrory | 2 Duane Starks | 1 4 players tied | 23 Rod Woodson |
| 74 Rod Woodson | 8.5 Peter Boulware | 1 7 players tied | | 19 Duane Starks |
| 70 Stevon Moore | 5.5 James Jones | | | 17 DeRon Jenkins |

USUAL STARTERS

| OFFENSE | DEFENSE |
|------------------------|------------------------|
| WR1 81 Michael Jackson | LDE 90 Rob Burnett |
| WR2 84 Jermaine Lewis | LDT 97 James Jones |
| LT 75 Jonathan Ogden | RDT 98 Tony Siragusa |
| LG 63 Wally Williams | RDE 99 Michael McCrory |
| 65 Ben Cavit | LLB 58 Peter Boulware |
| C 60 Jeff Mitchell | MLB 52 Ray Lewis |
| 63 Wally Williams | RLB 55 Jamie Sharper |
| RG 69 Jeff Blackshear | LCB 26 Rod Woodson |
| RT 77 Orlando Brown | RCB 25 DeRon Jenkins |
| TE 86 Eric Green | 22 Duane Starks |
| QB 4 Jim Harbaugh | SS 27 Stevon Moore |
| RB 33 Priest Holmes | FS 20 Kim Herring |
| FB 42 Roosevelt Potts | 45 Corey Harris |

COACHES

Ted Marchibroda, Head Coach; **Kirk Ferentz**, Assistant Head Coach-
 Offense; **Marvin Lewis**, Defensive Coordinator; **Maxie Baughan**,
 Linebackers; **Jacob Burney**, Defensive Line; **Al Lavan**, Running Backs;
Scott O'Brien, Special Teams; **Alvin Reynolds**, Secondary; **Richard
 Mann**, Wide Receivers; **Jerry Simmons**, Strength and Conditioning;
Don Strock, Quarterbacks; **Ken Whisenhunt**, Tight Ends; **Lester Erb**,
 Quality Control/Offense; **Jim Schwartz**, Quality Control/Defense; **Darrin
 Simmons**, Quality Control/Special Teams

RAVENS HONOR ROLL

Pro Bowl: OT Jonathan Ogden (starter); DE Michael McCrory (starter); LB Ray Lewis (2nd team); WR/PR Jermaine Lewis (selected as returner);
 S Bennie Thompson (selected as special teams performer), LB Peter Boulware (needs player)
All-Pro: WR Jermaine Lewis (AP, TSN); LB Ray Lewis (SI, TSN, USA, AP-2nd team); DE Michael McCrory (SI, TSN); OT Jonathan Ogden
 (SI, CPFW, AP-2nd team), S Bennie Thompson (PFW special teams)
Quarterback Club MVP: WR/RS Jermaine Lewis
Ravens Roost Unsung Hero: OG Jeff Blackshear
Ravens Roost Extra Effort Award: DE Michael McCrory
Ed Block Courage Award: S Stevon Moore

SEASON TRENDS

| | | | |
|---------------------------|------|---------------------------------------|------|
| Record | 6-10 | Winning Coin Toss | 3-6 |
| vs. AFC Central | 2-6 | Losing Coin Toss | 3-4 |
| vs. AFC | 5-7 | Decided by 8 Points or less | 3-4 |
| vs. NFC | 1-3 | Decided by 3 Points or less | 1-2 |
| Home | 4-4 | When Scoring First | 5-2 |
| Away | 2-6 | When Not Scoring First | 1-8 |
| On Grass | 4-8 | Overtime | 0-0 |
| Artificial Turf | 2-2 | Preseason | 4-0 |
| Outdoors | 6-10 | With a 100-Yard Rusher | 4-0 |
| Indoors | 0-0 | With a 100-Yard Receiver | 1-3 |
| Leading at Halftime | 5-1 | Without a 100-yard Rusher | 2-10 |
| Tied at Halftime | 0-2 | Without a 100-yard Receiver | 5-7 |
| Trailing at Halftime | 1-7 | When Allowing a 100-Yard Rusher | 2-3 |
| Tied After 3 Quarters | 0-0 | When Allowing a 100-Yard Receiver | 4-2 |
| Leading After 3 Quarters | 5-1 | When Not Allowing a 100-Yard Rusher | 4-7 |
| Trailing After 3 Quarters | 1-9 | When Not Allowing a 100-Yard Receiver | 2-8 |

1999 STATISTICS

RESULTS AND ATTENDANCE

WON 8, LOST 8

| | | | | |
|-------|---|------------|-----------------|--------|
| 09/12 | L | 10-27 | at St. Louis | 62,100 |
| 09/19 | L | 20-23 | Pittsburgh | 68,965 |
| 09/26 | W | 17-10 | Cleveland | 68,803 |
| 10/03 | W | 19-13 (OT) | at Atlanta | 50,712 |
| 10/10 | L | 11-14 | at Tennessee | 65,486 |
| 10/17 | | | Bye Week | |
| 10/21 | L | 8-35 | Kansas City | 68,771 |
| 10/31 | L | 10-13 | Buffalo | 68,673 |
| 11/07 | W | 41-9 | at Cleveland | 72,898 |
| 11/14 | L | 3-6 | at Jacksonville | 67,391 |
| 11/21 | W | 34-31 | at Cincinnati | 43,279 |
| 11/28 | L | 23-30 | Jacksonville | 68,428 |
| 12/05 | W | 41-14 | Tennessee | 67,854 |
| 12/12 | W | 31-24 | at Pittsburgh | 46,715 |
| 12/19 | W | 31-8 | New Orleans | 67,597 |
| 12/26 | W | 22-0 | Cincinnati | 68,036 |
| 01/02 | L | 3-20 | at New England | 50,263 |

TEAM STATISTICS

TOTAL FIRST DOWNS

| | RAVENS | OPPONENT |
|--------------------|--------|----------|
| Rushing | 87 | 70 |
| Passing | 148 | 158 |
| Penalty | 24 | 32 |
| 3rd Down: Made/Att | 65/229 | 86/252 |
| 3rd Down Pct. | 28.4 | 34.1 |
| 4th Down: Made/Att | 3/11 | 7/15 |
| 4th Down Pct. | 27.3 | 46.7 |

TOTAL NET YARDS

| | RAVENS | OPPONENT |
|---------------|--------|----------|
| Avg. Per Game | 298.6 | 263.9 |
| Total Plays | 1033 | 1040 |
| Avg. Per Play | 4.6 | 4.1 |

NET YARDS RUSHING

| | RAVENS | OPPONENT |
|---------------|--------|----------|
| Avg. Per Game | 109.6 | 76.9 |
| Total Rushes | 431 | 392 |

NET YARDS PASSING

| | RAVENS | OPPONENT |
|-------------------|---------|----------|
| Avg. Per Game | 189.0 | 186.9 |
| Sacked/Yards Lost | 56/336 | 49/291 |
| Gross Yards | 3360 | 3282 |
| Att./Completions | 546/270 | 599/328 |
| Completion Pct. | 49.5 | 54.8 |
| Had Intercepted | 20 | 21 |

PUNTS/AVERAGE

| | RAVENS | OPPONENT |
|------------------|----------|----------|
| NET PUNTING AVG. | 104/35.5 | 115/36.9 |

PENALTIES/YARDS

| | RAVENS | OPPONENT |
|--|----------|----------|
| | 125/1010 | 122/1118 |

FUMBLES/BALL LOST

| | RAVENS | OPPONENT |
|--|--------|----------|
| | 24/11 | 25/10 |

TOUCHDOWNS

| | RAVENS | OPPONENT |
|---------|--------|----------|
| Rushing | 9 | 6 |
| Passing | 21 | 20 |
| Returns | 4 | 5 |

SCORE BY PERIODS

| | 1 | 2 | 3 | 4 | OT | PTS |
|-----------|----|----|----|-----|----|-----|
| RAVENS | 64 | 84 | 85 | 85 | 6 | 324 |
| Opponents | 47 | 71 | 51 | 108 | 0 | 277 |

SCORING

| | TD | RU | PA | RT | K/PAT | FG | S | PTS |
|-----------|----|----|----|----|-------|-------|---|-----|
| Stover | 0 | 0 | 0 | 0 | 32/32 | 28/33 | 0 | 116 |
| Rhett | 7 | 5 | 2 | 0 | 0 | 0 | 0 | 42 |
| Ismail | 6 | 0 | 6 | 0 | 0 | 0 | 0 | 36 |
| Armour | 4 | 0 | 4 | 0 | 0 | 0 | 0 | 24 |
| Case | 3 | 3 | 0 | 0 | 0 | 0 | 0 | 18 |
| Johnson | 3 | 0 | 3 | 0 | 0 | 0 | 0 | 18 |
| Holmes | 2 | 1 | 1 | 0 | 0 | 0 | 0 | 12 |
| J. Lewis | 2 | 0 | 2 | 0 | 0 | 0 | 0 | 12 |
| Woodson | 2 | 0 | 0 | 2 | 0 | 0 | 0 | 12 |
| Evans | 1 | 0 | 1 | 0 | 0 | 0 | 0 | 8 |
| DeLong | 1 | 0 | 1 | 0 | 0 | 0 | 0 | 6 |
| Harris | 1 | 0 | 0 | 1 | 0 | 0 | 0 | 6 |
| Starks | 1 | 0 | 0 | 1 | 0 | 0 | 0 | 6 |
| Stokley | 1 | 0 | 1 | 0 | 0 | 0 | 0 | 6 |
| R. Lewis | 0 | 0 | 0 | 0 | 0 | 1 | 2 | 0 |
| RAVENS | 34 | 9 | 21 | 4 | 32/32 | 28/33 | 1 | 324 |
| Opponents | 31 | 6 | 20 | 5 | 26/27 | 19/25 | 0 | 277 |

2-PT. CONVERSIONS: RAVENS 1-1; Opponents 4-4

SACKS: McCrary 11.5, Boulware 10.0, Burnett 6.5, Sharper 4.0, R. Lewis 3.5, Siragusa 3.5, Smith 2.0, Webster 2.0, Brown 1.0, Dalton 1.0, Harris 1.0, Jenkins 1.0, Trapp 1.0, Washington 1.0 **RAVENS 49.0; Opponents 56.0**

RUSHING

| | NO | YDS | AVG | LG | TD |
|------------------|------------|-------------|------------|-----------|----------|
| Rhett | 236 | 852 | 3.6 | 52t | 5 |
| Holmes | 89 | 506 | 5.7 | 72 | 1 |
| Case | 36 | 141 | 3.9 | 28 | 3 |
| Evans | 38 | 134 | 3.5 | 12 | 0 |
| Banks | 24 | 93 | 3.9 | 12 | 0 |
| Johnson | 1 | 12 | 12.0 | 12 | 0 |
| J. Lewis | 5 | 11 | 2.2 | 4 | 0 |
| Ismail | 1 | 4 | 4.0 | 4 | 0 |
| S. Mitchell | 1 | 1 | 1.0 | 1 | 0 |
| RAVENS | 431 | 1754 | 4.1 | 72 | 9 |
| Opponents | 392 | 1231 | 3.1 | 31 | 6 |

RECEIVING

| | NO | YDS | AVG | LG | TD |
|------------------|------------|-------------|-------------|------------|-----------|
| Ismail | 68 | 1105 | 16.3 | 76t | 6 |
| Armour | 37 | 538 | 14.5 | 54t | 4 |
| Evans | 32 | 235 | 7.3 | 27 | 1 |
| Johnson | 29 | 526 | 18.1 | 76t | 3 |
| J. Lewis | 25 | 281 | 11.2 | 46 | 2 |
| Rhett | 24 | 169 | 7.0 | 20t | 2 |
| Holmes | 13 | 104 | 8.0 | 34t | 1 |
| DeLong | 13 | 52 | 4.0 | 9 | 1 |
| Pierce | 11 | 102 | 9.3 | 26 | 0 |
| Davis | 6 | 121 | 20.2 | 73 | 0 |
| Collins | 4 | 62 | 15.5 | 28 | 0 |
| Ofofiele | 4 | 25 | 6.3 | 9 | 0 |
| Purnell | 2 | 10 | 5.0 | 5 | 0 |
| Stokley | 1 | 28 | 28.0 | 28t | 1 |
| Ayanbadejo | 1 | 2 | 2.0 | 2 | 0 |
| RAVENS | 270 | 3360 | 12.4 | 76t | 21 |
| Opponents | 328 | 3282 | 10.0 | 61 | 20 |

INTERCEPTIONS

| | NO | YDS | AVG | LG | TD |
|------------------|-----------|------------|-------------|------------|----------|
| Woodson | 7 | 195 | 27.9 | 66t | 2 |
| Starks | 5 | 59 | 11.8 | 43t | 1 |
| McAlister | 5 | 28 | 5.6 | 21 | 0 |
| R. Lewis | 3 | 97 | 32.3 | 60 | 0 |
| Harris | 1 | 24 | 24.0 | 24t | 1 |
| RAVENS | 21 | 403 | 19.2 | 66t | 4 |
| Opponents | 20 | 220 | 11.0 | 56t | 3 |

PUNTING

| | NO | YDS | AVG | TB | IN | LG | BLK |
|------------------|------------|-------------|-------------|-----------|-----------|-----------|----------|
| Richardson | 103 | 4355 | 42.3 | 10 | 39 | 63 | 1 |
| Team | 1 | 0 | 0 | 0 | 0 | 0 | 0 |
| RAVENS | 104 | 4355 | 41.9 | 10 | 39 | 63 | 1 |
| Opponents | 115 | 4854 | 42.2 | 8 | 24 | 59 | 0 |

PUNT RETURNS

| | RET | FC | YDS | AVG | LG | TD |
|------------------|-----------|-----------|------------|-------------|------------|----------|
| J. Lewis | 57 | 18 | 452 | 7.9 | 33 | 0 |
| Woodson | 2 | 2 | 0 | 0.0 | 7 | 0 |
| RAVENS | 59 | 20 | 452 | 7.7 | 33 | 0 |
| Opponents | 43 | 28 | 468 | 10.9 | 86t | 1 |

KICKOFF RETURNS

| | NO | YDS | AVG | LG | TD |
|------------------|-----------|-------------|-------------|-----------|----------|
| Harris | 38 | 843 | 22.2 | 66 | 0 |
| J. Lewis | 8 | 158 | 19.8 | 25 | 0 |
| Ismail | 4 | 55 | 13.8 | 19 | 0 |
| DeLong | 1 | 11 | 11.0 | 11 | 0 |
| McAlister | 1 | 12 | 12.0 | 12 | 0 |
| Pierce | 1 | 7 | 7.0 | 7 | 0 |
| Washington | 1 | 12 | 12.0 | 12 | 0 |
| RAVENS | 54 | 1098 | 20.3 | 66 | 0 |
| Opponents | 70 | 1479 | 21.1 | 54 | 0 |

FIELD GOALS

| | 1-19 | 20-29 | 30-39 | 40-49 | 50+ |
|------------------|------------|------------|------------|------------|------------|
| Stover | 4/4 | 9/9 | 6/8 | 7/7 | 2/5 |
| RAVENS | 4/4 | 9/9 | 6/8 | 7/7 | 2/5 |
| Opponents | 1/1 | 6/7 | 7/9 | 3/6 | 2/2 |

Stover: (54N,25G,54N)(45G,28G)(44G)(38N,38G,26G)(44G,46G,50G)(37N)(37G,51B)(28G,44G)(23G)(25G,50G)(46G,31G,33G)(21G,27G)(19G)(36G)(24G,48G,19G,30G,19)(19G)

Opponents: (36G,51G)(32G,28G,36G)(49G)(33N,41G,35G)(42N)(25G,40G)(25G)(28G,28G,41N)(39B,19G)(39G,33G)(31G,46N)(20B)(25G,51G)

| | PASSING | ATT | COMP | YARDS | COMP% | YDS/ATT | TD | TD% | INT | INT% | LG | SACK/LOST | RATING |
|------------------|---------|------------|------------|-------------|-------------|-------------|-----------|------------|-----------|------------|------------|---------------|-------------|
| Banks | | 320 | 169 | 2136 | 52.8 | 6.68 | 17 | 5.3 | 8 | 2.5 | 76t | 33/190 | 81.2 |
| Case | | 170 | 77 | 988 | 45.3 | 5.81 | 3 | 1.8 | 8 | 4.7 | 54t | 17/116 | 50.3 |
| S. Mitchell | | 56 | 24 | 236 | 42.9 | 4.21 | 1 | 1.8 | 4 | 7.1 | 28t | 6/30 | 31.5 |
| Ravens | | 546 | 270 | 3360 | 49.5 | 6.15 | 21 | 3.8 | 20 | 3.7 | 76t | 56/336 | 66.5 |
| Opponents | | 599 | 328 | 3282 | 54.8 | 5.48 | 20 | 3.3 | 21 | 3.5 | 61 | 49/291 | 67.1 |

1999 STATISTICS

DEFENSIVE

FROM COACHES VIDEO

| PLAYER | TT | SOLO | AS | SACKS | YDS | PD | FR | FF | INT |
|-------------------|-----|------|----|-------|------|----|----|----|-----|
| Lewis, Ray | 198 | 131 | 67 | 3.5 | 20.5 | 8 | 0 | 1 | 3 |
| Sharper, Jamie | 122 | 85 | 37 | 4.0 | 19.0 | 4 | 0 | 0 | 0 |
| McCrary, Michael | 92 | 49 | 43 | 11.5 | 75.5 | 3 | 1 | 1 | 0 |
| Woodson, Rod | 81 | 64 | 17 | 0.0 | 0.0 | 18 | 1 | 0 | 7 |
| Burnett, Rob | 81 | 49 | 32 | 6.5 | 33.5 | 7 | 0 | 2 | 0 |
| Siragusa, Tony | 68 | 44 | 24 | 3.5 | 19.5 | 2 | 1 | 0 | 0 |
| Jenkins, DeRon | 66 | 54 | 12 | 1.0 | 9.0 | 13 | 0 | 2 | 0 |
| Herring, Kim | 65 | 51 | 14 | 0.0 | 0.0 | 8 | 1 | 0 | 0 |
| McAlister, Chris | 58 | 50 | 8 | 0.0 | 0.0 | 27 | 0 | 0 | 5 |
| Webster, Larry | 44 | 32 | 12 | 2.0 | 6.0 | 0 | 0 | 0 | 0 |
| Boulware, Peter | 42 | 29 | 13 | 10.0 | 64.0 | 2 | 0 | 3 | 0 |
| Starks, Duane | 41 | 34 | 7 | 0.0 | 0.0 | 23 | 0 | 0 | 5 |
| Harris, Corey | 38 | 33 | 5 | 1.0 | 8.0 | 4 | 0 | 1 | 1 |
| Smith, Fernando | 37 | 16 | 21 | 2.0 | 15.0 | 2 | 3 | 0 | 0 |
| Brown, Cornell | 32 | 20 | 12 | 1.0 | 0.0 | 1 | 0 | 0 | 0 |
| Dalton, Lional | 32 | 16 | 16 | 1.0 | 2.0 | 0 | 0 | 1 | 0 |
| Washington, Keith | 26 | 11 | 15 | 1.0 | 12.0 | 0 | 0 | 1 | 0 |
| Jackson, Brad | 2 | 2 | 0 | 0.0 | 0.0 | 2 | 0 | 0 | 0 |
| Trapp, James | 2 | 1 | 1 | 1.0 | 7.0 | 1 | 0 | 0 | 0 |
| Moore, Stevon | 2 | 1 | 1 | 0.0 | 0.0 | 0 | 0 | 0 | 0 |
| Chase, Martin | 2 | 0 | 2 | 0.0 | 0.0 | 0 | 0 | 0 | 0 |
| Peters, Tyrell | 1 | 1 | 0 | 0.0 | 0.0 | 0 | 0 | 0 | 0 |

SPECIAL TEAMS

FROM COACHES VIDEO

| PLAYER | TT | SOLO | AS | FR | FF | BK |
|---------------------|----|------|----|----|----|----|
| Thompson, Bennie | 24 | 11 | 13 | 0 | 1 | 0 |
| Davis, Billy | 21 | 14 | 7 | 1 | 0 | 0 |
| Ayanbadejo, Obafemi | 19 | 12 | 7 | 0 | 0 | 0 |
| Brown, Cornell | 15 | 13 | 2 | 0 | 0 | 0 |
| Trapp, James | 14 | 13 | 1 | 0 | 0 | 0 |
| Jackson, Brad | 13 | 7 | 6 | 1 | 0 | 0 |
| Harris, Corey | 12 | 9 | 3 | 0 | 1 | 0 |
| Sharper, Jamie | 10 | 8 | 2 | 0 | 1 | 0 |
| Peters, Tyrell | 10 | 7 | 3 | 0 | 0 | 0 |
| Herring, Kim | 8 | 7 | 1 | 1 | 0 | 0 |
| Armour, Justin | 8 | 5 | 3 | 0 | 0 | 0 |
| Jenkins, DeRon | 6 | 5 | 1 | 0 | 0 | 0 |
| Moore, Stevon | 3 | 3 | 0 | 0 | 0 | 0 |
| Stover, Matt | 3 | 3 | 0 | 0 | 0 | 0 |
| Wainright, Frank | 3 | 3 | 0 | 0 | 0 | 0 |
| Richardson, Kyle | 1 | 1 | 0 | 0 | 0 | 0 |
| Woodson, Rod | 1 | 1 | 0 | 0 | 0 | 0 |
| Burnett, Rob | 0 | 0 | 0 | 0 | 0 | 0 |
| Washington, Keith | 0 | 0 | 0 | 0 | 0 | 2 |

TOP THREE

| SOLO | SACKS | FF | FR | PD |
|------------------|----------------------|------------------|------------------|--------------------|
| 131 Ray Lewis | 11.5 Michael McCrary | 3 Peter Boulware | 3 Fernando Smith | 27 Chris McAlister |
| 85 Jamie Sharper | 10.0 Peter Boulware | 2 Rob Burnett | 1 4 players tied | 23 Duane Starks |
| 64 Rod Woodson | 6.5 Rob Burnett | 2 DeRon Jenkins | | 18 Rod Woodson |

USUAL STARTERS

| OFFENSE | | DEFENSE | |
|---------|--------------------|---------|--------------------|
| WR1 | 87 Qadry Ismail | LDE | 90 Rob Burnett |
| WR2 | 88 Justin Armour | LDT | 79 Larry Webster |
| | 84 Jermaine Lewis | RDT | 98 Tony Siragusa |
| LT | 75 Jonathan Ogden | RDE | 99 Michael McCrary |
| LG | 61 Everett Lindsay | LLB | 58 Peter Boulware |
| | 64 Edwin Multalo | MLB | 52 Ray Lewis |
| C | 60 Jeff Mitchell | RLB | 55 Jamie Sharper |
| RG | 69 Jeff Blackshear | LCB | 21 Chris McAlister |
| RT | 70 Harry Swayne | RCB | 25 DeRon Jenkins |
| | 61 Everett Lindsay | | 22 Duane Starks |
| TE | 81 Aaron Pierce | SS | 20 Kim Herring |
| | 85 Greg DeLong | FS | 26 Rod Woodson |
| QB | 12 Tony Banks | | |
| | 10 Stoney Case | | |
| RB | 32 Errict Rhett | | |
| FB | 29 Charles Evans | | |

COACHES

Brian Billick, Head Coach; **Matt Cavanaugh**, Offensive Coordinator/
 Quarterbacks; **Marvin Lewis**, Defensive Coordinator; **Jim Colletto**,
 Offensive Line; **Jack Del Rio**, Linebackers; **Jeff Friday**, Strength and
 Conditioning; **Wade Harman**, Tight Ends/Assistant Offensive Line;
Donnie Henderson, Assistant Defensive Backs; **Milt Jackson**, Wide
 Receivers; **Chip Morton**, Assistant Strength and Conditioning; **Russ**
Purnell, Special Teams; **Rex Ryan**, Defensive Line; **Steve Shafer**,
 Defensive Backs/Assistant Head Coach; **Matt Simon**, Running Backs;
Mike Smith, Defensive Assistant

RAVENS HONOR ROLL

Pro Bowl: LB Peter Boulware (starter); LB Ray Lewis (starter); OT Jonathan Ogden (starter); DE Michael McCrary (2nd team); S Rod Woodson (2nd team)
All Pro: LB Ray Lewis (SI, PFW, TSN, FN, FD, USA, AP-1st team); LB Peter Boulware (AP-2nd team, PFW-AFC, FN-AFC);
 OT Jonathan Ogden (FD, PFW-AFC, AP-2nd team), S Rod Woodson (CPFW, FD-2nd team)
NFL Alumni Linebacker of the Year: LB Ray Lewis
Quarterback Club MVP: LB Ray Lewis
Ravens Roost Unsung Hero: DL Larry Webster
Ravens Nest Lineman of the Year: DE Rob Burnett
Ravens Roost Extra Effort Award: FB Charles Evans
Ed Block Courage Award: LB Peter Boulware

SEASON TRENDS

| | | | |
|---------------------------|-----|---------------------------------------|-----|
| Record | 8-8 | Decided by 8 Points or less | 4-5 |
| vs. AFC Central | 6-4 | Decided by 3 Points or less | 1-4 |
| vs. AFC | 6-7 | When Scoring First | 5-4 |
| vs. NFC | 2-1 | When Not Scoring First | 3-4 |
| Home | 4-4 | Positive Turnover Ratio | 6-2 |
| Away | 4-4 | Negative Turnover Ratio | 0-5 |
| On Grass | 5-7 | Winning Penalty Ratio | 5-2 |
| Artificial Turf | 3-1 | Negative Penalty Ratio | 0-5 |
| Outdoors | 7-7 | Overtime | 1-0 |
| Indoors | 1-1 | Preseason | 4-0 |
| Leading at Halftime | 5-2 | With a 100-Yard Rusher | 5-1 |
| Trailing at Halftime | 2-5 | With a 100-Yard Receiver | 3-1 |
| Tied at Halftime | 1-1 | Without a 100-yard Rusher | 3-7 |
| Tied After 3 Quarters | 0-0 | Without a 100-yard Receiver | 5-7 |
| Leading After 3 Quarters | 7-2 | When Allowing a 100-Yard Rusher | 0-0 |
| Trailing After 3 Quarters | 1-6 | When Not Allowing a 100-Yard Rusher | 8-8 |
| Winning Coin Toss | 2-4 | When Allowing a 100-Yard Receiver | 0-1 |
| Losing Coin Toss | 6-4 | When Not Allowing a 100-Yard Receiver | 8-7 |

2000 STATISTICS

RESULTS AND ATTENDANCE

WON 12, LOST 4 (WILD CARD/SUPER BOWL XXXV CHAMPIONS)

| Date | Result | Score | Location | Attendance |
|-------|--------|-------|-----------------|------------|
| 09/03 | W | 16-0 | at Pittsburgh | 55,049 |
| 09/10 | W | 39-36 | Jacksonville | 68,843 |
| 09/17 | L | 6-19 | at Miami | 73,464 |
| 09/24 | W | 37-0 | Cincinnati | 68,481 |
| 10/01 | W | 12-0 | at Cleveland | 73,018 |
| 10/08 | W | 15-10 | at Jacksonville | 65,194 |
| 10/15 | L | 3-10 | at Washington | 83,252 |
| 10/22 | L | 6-14 | Tennessee | 69,200 |
| 10/29 | L | 6-9 | Pittsburgh | 69,405 |
| 11/05 | W | 27-7 | at Cincinnati | 54,759 |
| 11/12 | W | 24-23 | at Tennessee | 68,490 |
| 11/19 | W | 27-0 | Dallas | 69,416 |
| 11/26 | W | 44-7 | Cleveland | 68,361 |
| 12/02 | | | Bye Week | |
| 12/10 | W | 24-3 | San Diego | 68,805 |
| 12/17 | W | 13-7 | at Arizona | 37,452 |
| 12/24 | W | 34-20 | New York Jets | 69,184 |

TEAM STATISTICS

| | RAVENS | OPPONENT |
|--------------------------|----------------|----------------|
| TOTAL FIRST DOWNS | 288 | 216 |
| Rushing | 116 | 59 |
| Passing | 156 | 135 |
| Penalty | 16 | 22 |
| 3rd Down: Made/Att | 95/236 | 72/211 |
| 3rd Down Pct. | 40.3 | 34.1 |
| 4th Down: Made/Att | 1/6 | 4/19 |
| 4th Down Pct. | 16.7 | 21.1 |
| POSSESSION AVG. | 33:19 | 26:41 |
| TOTAL NET YARDS | 5014 | 3967 |
| Avg. Per Game | 313.4 | 247.9 |
| Total Plays | 1058 | 924 |
| Avg. Per Play | 4.7 | 4.3 |
| NET YARDS RUSHING | 2199 | 970 |
| Avg. Per Game | 137.4 | 60.6 |
| Total Rushes | 511 | 361 |
| NET YARDS PASSING | 2815 | 2997 |
| Avg. Per Game | 175.9 | 187.3 |
| Sacked/Yards Lost | 43/287 | 35/178 |
| Gross Yards | 3102 | 3175 |
| Att./Completions | 504/287 | 528/295 |
| Completion Pct. | 56.9 | 55.9 |
| Had Intercepted | 19 | 23 |
| PUNTS/AVERAGE | 86/40.2 | 87/44.5 |
| NET PUNTING AVG. | 86/33.9 | 87/33.1 |
| PENALTIES/YARDS | 95/730 | 84/535 |
| FUMBLES/BALL LOST | 26/7 | 45/26 |
| TOUCHDOWNS | 32 | 18 |
| Rushing | 9 | 5 |
| Passing | 20 | 11 |
| Returns | 3 | 2 |

| SCORE BY PERIODS | 1 | 2 | 3 | 4 | OT | PTS |
|------------------|-----------|------------|-----------|-----------|----------|------------|
| RAVENS | 62 | 134 | 67 | 70 | 0 | 333 |
| Opponents | 44 | 36 | 43 | 42 | 0 | 165 |

| SCORING | TD | RU | PA | RT | K/PAT | FG | S | PTS |
|------------------|-----------|----------|-----------|----------|--------------|--------------|----------|------------|
| Stover | 0 | 0 | 0 | 0 | 30/30 | 35/39 | 0 | 135 |
| Ja. Lewis | 6 | 6 | 0 | 0 | | | 0 | 38 |
| Ismail | 5 | 0 | 5 | 0 | | | 0 | 30 |
| Sharpe | 5 | 0 | 5 | 0 | | | 0 | 30 |
| Je. Lewis | 3 | 0 | 1 | 2 | | | 0 | 18 |
| Taylor | 3 | 0 | 3 | 0 | | | 0 | 18 |
| Ayanbadejo | 2 | 1 | 1 | 0 | | | 0 | 12 |
| Holmes | 2 | 2 | 0 | 0 | | | 0 | 12 |
| Johnson | 2 | 0 | 2 | 0 | | | 0 | 12 |
| Stokley | 2 | 0 | 2 | 0 | | | 0 | 12 |
| Gash | 1 | 0 | 1 | 0 | | | 0 | 6 |
| McAlister | 1 | 0 | 0 | 1 | | | 0 | 6 |
| Coates | 0 | 0 | 0 | 0 | | | 0 | 2 |
| McCrary | 0 | 0 | 0 | 0 | | | 1 | 2 |
| RAVENS | 32 | 9 | 20 | 3 | 30/30 | 35/39 | 1 | 333 |
| Opponents | 18 | 5 | 11 | 2 | 15/18 | 14/19 | 0 | 165 |

2-PT. CONVERSIONS: Coates, Ja. Lewis **RAVENS 1-1; Opponents 4-4**

SACKS: Burnett 10.5, Boulware 7.0, McCrary 6.5, Brown 3.0, R. Lewis 3.0, Adams 2.0, Trapp 2.0, Herring 1.0, **RAVENS 35.0; Opponents 43.0**

RUSHING

| | NO | YDS | AVG | LG | TD |
|------------------|------------|-------------|------------|------------|-----------|
| Ja. Lewis | 309 | 1364 | 4.4 | 45 | 6 |
| Holmes | 137 | 588 | 4.3 | 21 | 2 |
| Difler | 20 | 75 | 3.8 | 19 | 0 |
| Banks | 19 | 57 | 3.0 | 10 | 0 |
| Je. Lewis | 3 | 38 | 12.7 | 23 | 0 |
| Ayanbadejo | 15 | 37 | 2.5 | 8 | 1 |
| Johnson | 2 | 21 | 10.5 | 19 | 0 |
| Taylor | 2 | 11 | 5.5 | 12 | 0 |
| Stokley | 1 | 6 | 6.0 | 6 | 0 |
| Gash | 2 | 2 | 1.0 | 1 | 0 |
| Redman | 1 | 0 | 0.0 | 0 | 0 |
| RAVENS | 511 | 2199 | 4.3 | 45 | 9 |
| Opponents | 361 | 970 | 2.7 | 33t | 56 |

RECEIVING

| | NO | YDS | AVG | LG | TD |
|------------------|------------|-------------|-------------|------------|-----------|
| Sharpe | 67 | 810 | 12.1 | 59t | 5 |
| Ismail | 49 | 655 | 13.4 | 53t | 5 |
| Holmes | 32 | 221 | 6.9 | 27 | 0 |
| Taylor | 28 | 276 | 9.9 | 40 | 3 |
| Ja. Lewis | 27 | 296 | 11.0 | 45 | 0 |
| Ayanbadejo | 23 | 168 | 7.3 | 26 | 1 |
| Je. Lewis | 19 | 161 | 8.5 | 26 | 1 |
| Johnson | 12 | 156 | 13.0 | 46t | 2 |
| Stokley | 11 | 184 | 16.7 | 32 | 2 |
| Coates | 9 | 84 | 9.3 | 28 | 0 |
| Gash | 6 | 30 | 5.0 | 9 | 1 |
| B. Davis | 3 | 62 | 20.7 | 28 | 0 |
| Difler | 1 | -1 | -1.0 | -1 | 0 |
| RAVENS | 287 | 3102 | 10.8 | 59t | 20 |
| Opponents | 295 | 3175 | 10.8 | 67 | 11 |

INTERCEPTIONS

| | NO | YDS | AVG | LG | TD |
|------------------|-----------|------------|-------------|------------|----------|
| Starks | 6 | 125 | 20.8 | 64 | 0 |
| McAlister | 4 | 165 | 41.3 | 98t | 1 |
| Woodson | 4 | 20 | 5.0 | 18 | 0 |
| Herring | 3 | 74 | 24.7 | 30 | 0 |
| Harris | 2 | 44 | 22.0 | 42 | 0 |
| R. Lewis | 2 | 1 | 0.5 | 1 | 0 |
| Sharper | 1 | 45 | 45.0 | 45 | 0 |
| Burnett | 1 | 3 | 3.0 | 3 | 0 |
| RAVENS | 23 | 477 | 20.7 | 98t | 1 |
| Opponents | 19 | 234 | 12.3 | 87t | 2 |

PUNTING

| | NO | YDS | AVG | TB | IN | LG | BLK |
|------------------|-----------|-------------|-------------|-----------|-----------|-----------|----------|
| Richardson | 86 | 3457 | 40.2 | 8 | 35 | 55 | 0 |
| RAVENS | 86 | 3457 | 40.2 | 8 | 35 | 55 | 0 |
| Opponents | 87 | 3872 | 44.5 | 14 | 17 | 67 | 0 |

PUNT RETURNS

| | RET | FC | YDS | AVG | LG | TD |
|------------------|-----------|-----------|------------|-------------|------------|----------|
| Je. Lewis | 36 | 9 | 578 | 16.1 | 89t | 2 |
| Starks | 9 | 1 | 135 | 15.0 | 47 | 0 |
| RAVENS | 45 | 10 | 713 | 15.8 | 89t | 2 |
| Opponents | 41 | 23 | 382 | 9.3 | 31 | 0 |

KICKOFF RETURNS

| | NO | YDS | AVG | LG | TD |
|------------------|-----------|-------------|-------------|-----------|----------|
| Harris | 39 | 907 | 23.3 | 41 | 0 |
| Ismail | 2 | 51 | 25.5 | 38 | 0 |
| Brown | 1 | 0 | 0.0 | 0 | 0 |
| Holmes | 1 | 7 | 7.0 | 7 | 0 |
| Je. Lewis | 1 | 23 | 23.0 | 23 | 0 |
| Washington | 1 | 17 | 17.0 | 17 | 0 |
| RAVENS | 45 | 1005 | 22.3 | 41 | 0 |
| Opponents | 73 | 1558 | 21.3 | 52 | 0 |

FIELD GOALS

| | 1-19 | 20-29 | 30-39 | 40-49 | 50+ |
|------------------|------------|------------|--------------|--------------|------------|
| Stover | 2/2 | 9/9 | 12/13 | 10/12 | 2/3 |
| RAVENS | 2/2 | 9/9 | 12/13 | 10/12 | 2/3 |
| Opponents | 1/1 | 2/2 | 3/4 | 8/12 | 0/0 |

Stover: (23G,26G,33G)(44G)(30B,27G,33G)(30G,37G,19G)(45G,30G,44G,51N,22G)(47G,32G,43G,21G,24G)(51G)(21G,38G)(51G,49G)(38G,32G)(45G)(25G,47N,19G)(39G,26G,38G)(32G)(42G,42G)(42G,45N)

Opponents: (45N)(36G,45G,48G,34G,48G)(42G,41G)(0)(49G,31N)(37G)(0)(24G)(0)(23G,43N)(46N)(0)(47G)(46N)(40G,19G)

| PASSING | ATT | COMP | YARDS | COMP% | YDS/ATT | TD | TD% | INT | INT% | LG | SACK/LOST | RATING |
|------------------|------------|------------|-------------|-------------|-------------|-----------|------------|-----------|------------|------------|---------------|-------------|
| Banks | 274 | 150 | 1578 | 54.7 | 5.76 | 8 | 2.9 | 8 | 2.9 | 53t | 20/152 | 69.3 |
| Difler | 226 | 134 | 1502 | 59.3 | 6.65 | 12 | 5.3 | 11 | 4.9 | 59t | 23/135 | 76.6 |
| Redman | 3 | 2 | 19 | 66.7 | 6.33 | 0 | 0.0 | 0 | 0.0 | 12 | 0/0 | 84.0 |
| Je. Lewis | 1 | 1 | 3 | 100.0 | 3.00 | 0 | 0.0 | 0 | 0.0 | 3 | 0/0 | 79.2 |
| RAVENS | 504 | 287 | 3102 | 56.9 | 6.15 | 20 | 4.0 | 19 | 3.8 | 59t | 43/287 | 72.7 |
| Opponents | 528 | 295 | 3175 | 55.9 | 6.01 | 11 | 2.1 | 23 | 4.4 | 67 | 35/178 | 62.5 |

2000 STATISTICS

DEFENSIVE

| PLAYER | FROM COACHES VIDEO | | | | | | | | | |
|-------------------|--------------------|------|----|-------|-----|-----|----|----|----|----|
| | TT | SOLO | AS | SACKS | YDS | INT | PD | FF | FR | FR |
| Lewis, Ray | 187 | 120 | 67 | 3 | 33 | 2 | 10 | 0 | 3 | |
| McCrary, Michael | 103 | 60 | 43 | 6.5 | 35 | 0 | 2 | 2 | 3 | |
| Sharper, Jamie | 102 | 68 | 34 | 0 | 0 | 1 | 4 | 5 | 2 | |
| Burnett, Rob | 97 | 53 | 44 | 10.5 | 57 | 1 | 3 | 3 | 5 | |
| Woodson, Rod | 82 | 65 | 17 | 0 | 0 | 4 | 10 | 1 | 4 | |
| Siragusa, Tony | 75 | 40 | 35 | 0 | 0 | 0 | 2 | 0 | 1 | |
| Adams, Sam | 69 | 36 | 33 | 2 | 5 | 0 | 7 | 5 | 1 | |
| Herring, Kim | 66 | 54 | 12 | 1 | 5 | 3 | 12 | 2 | 0 | |
| Starks, Duane | 59 | 46 | 13 | 0 | 0 | 6 | 28 | 0 | 1 | |
| McAlister, Chris | 50 | 39 | 11 | 0 | 0 | 4 | 23 | 0 | 1 | |
| Boulware, Peter | 45 | 26 | 19 | 7 | 24 | 0 | 1 | 2 | 0 | |
| Harris, Corey | 37 | 31 | 6 | 0 | 0 | 2 | 8 | 1 | 0 | |
| Dalton, Lionel | 33 | 21 | 12 | 0 | 0 | 0 | 2 | 0 | 0 | |
| Washington, Keith | 29 | 14 | 15 | 0 | 0 | 0 | 0 | 0 | 1 | |
| Bailey, Robert | 27 | 20 | 7 | 0 | 0 | 0 | 4 | 3 | 1 | |
| Trapp, James | 25 | 23 | 2 | 2 | 5 | 0 | 4 | 1 | 0 | |
| Brown, Cornell | 25 | 17 | 8 | 3 | 17 | 0 | 0 | 2 | 0 | |
| Webster, Larry | 10 | 8 | 2 | 0 | 0 | 0 | 0 | 0 | 1 | |
| Davis, Anthony | 5 | 2 | 3 | 0 | 0 | 0 | 0 | 0 | 0 | |
| Jackson, Brad | 4 | 2 | 2 | 0 | 0 | 0 | 0 | 0 | 0 | |
| Powell, Carl | 1 | 0 | 1 | 0 | 0 | 0 | 0 | 0 | 0 | |
| Thomas, Adalius | 1 | 0 | 1 | 0 | 0 | 0 | 0 | 0 | 0 | |

SPECIAL TEAMS

| PLAYER | FROM COACHES VIDEO | | | | | |
|---------------------|--------------------|------|----|----|----|----|
| | TT | SOLO | AS | FF | FR | BK |
| Harris, Corey | 26 | 20 | 6 | 1 | 0 | 0 |
| Brigance, O.J. | 25 | 16 | 9 | 2 | 1 | 0 |
| Mitchell, Anthony | 18 | 14 | 4 | 0 | 0 | 0 |
| Davis, Billy | 15 | 12 | 3 | 0 | 0 | 0 |
| Trapp, James | 15 | 10 | 5 | 1 | 0 | 0 |
| Davis, Anthony | 14 | 12 | 2 | 0 | 1 | 0 |
| Jackson, Brad | 13 | 9 | 4 | 0 | 2 | 0 |
| Herring, Kim | 11 | 10 | 1 | 0 | 0 | 0 |
| Poindexter, Anthony | 11 | 8 | 3 | 1 | 0 | 0 |
| Brown, Cornell | 9 | 6 | 3 | 0 | 0 | 0 |
| Bailey, Robert | 7 | 4 | 3 | 0 | 0 | 0 |
| Sharper, Jamie | 5 | 5 | 0 | 0 | 0 | 0 |
| Ayanbadejo, Obafemi | 3 | 3 | 0 | 0 | 0 | 0 |
| Jones, John | 3 | 2 | 1 | 0 | 0 | 0 |
| Johnson, Patrick | 3 | 1 | 2 | 0 | 0 | 0 |
| Love, Clarence | 2 | 2 | 0 | 1 | 0 | 0 |
| Richardson, Kyle | 2 | 2 | 0 | 0 | 0 | 0 |
| Stover, Matt | 2 | 2 | 0 | 0 | 0 | 0 |
| Powell, Carl | 1 | 1 | 0 | 0 | 0 | 0 |
| Wainright, Frank | 1 | 0 | 1 | 0 | 0 | 0 |

TOP THREE

| SOLO | SACKS | FF | FR | PD |
|------------------|---------------------|------------------|------------------|--------------------|
| 120 Ray Lewis | 10.5 Rob Burnett | 5 Sam Adams | 5 Rob Burnett | 28 Duane Starks |
| 68 Jamie Sharper | 7.0 Peter Boulware | 5 Jamie Sharper | 4 Rod Woodson | 23 Chris McAlister |
| 65 Rod Woodson | 6.5 Michael McCrary | 3 2 players tied | 3 2 players tied | 12 Kim Herring |

USUAL STARTERS

| OFFENSE | | DEFENSE | |
|-----------------------|------------------------|---------|--|
| WR 87 Qadry Ismail | LDE 90 Rob Burnett | | |
| WR 83 Patrick Johnson | LDT 95 Sam Adams | | |
| LT 75 Jonathan Ogden | RDT 98 Tony Siragusa | | |
| LG 64 Edwin Mulitalo | RDE 99 Michael McCrary | | |
| C 60 Jeff Mitchell | LLB 58 Peter Boulware | | |
| RG 62 Mike Flynn | MLB 52 Ray Lewis | | |
| RT 70 Harry Swayne | RLB 55 Jamie Sharper | | |
| TE 82 Shannon Sharpe | LCB 22 Duane Starks | | |
| QB 8 Trent Dilfer | RCB 21 Chris McAlister | | |
| 12 Tony Banks | SS 20 Kim Herring | | |
| RB 31 Jamal Lewis | FS 26 Rod Woodson | | |
| FB 32 Sam Gash | | | |

COACHES

Brian Billick, Head Coach; **Matt Cavanaugh**, Offensive Coordinator/Quarterbacks; **Marvin Lewis**, Defensive Coordinator; **Jim Colletto**, Offensive Line; **Jack Del Rio**, Linebackers; **Jeff Friday**, Strength and Conditioning; **Wade Harman**, Tight Ends/Assistant Offensive Line; **Donnie Henderson**, Secondary; **Milt Jackson**, Wide Receivers; **Chip Morton**, Assistant Strength and Conditioning; **Russ Purnell**, Special Teams; **Rex Ryan**, Defensive Line; **Steve Shafer**, Assistant Head Coach/Secondary; **Matt Simon**, Running Backs; **Mike Smith**, Defensive Assistant

RAVENS HONOR ROLL

NFL Defensive Player of the Year: LB Ray Lewis
Super Bowl XXXV MVP: LB Ray Lewis

Pro Bowl: DT Sam Adams (starter); LB Ray Lewis (starter); OT Jonathan Ogden (starter); K Matt Stover (starter); S Rod Woodson (starter)
All Pro: DT Sam Adams (AP-2nd Team, PFW-AFC, FN); DE Rob Burnett (AP-2nd Team, SI, FN, FD); RB Jamal Lewis (PFW-Rookie Team, FN-Rookie Team, FD); PR Jermaine Lewis (FN, FD); LB Ray Lewis (AP-1st Team, SI, PFW, CPFW, TSN, FN, FD, USA); CB Chris McAlister (FD-2nd Team); OT Jonathan Ogden (AP-1st Team, SI, PFW, CPFW, TSN, FN, FD, USA); CB Duane Starks (USA); K Matt Stover (AP-1st Team, PFW, CPFW, TSN, FN, FD); FS Rod Woodson (AP-2nd Team, PFW-AFC, CPFW-2nd Team, FN)

Quarterback Club MVP: LB Ray Lewis
Ravens Roost Unsung Hero: S Kim Herring
Ravens Nest Lineman of the Year: DE Rob Burnett
Ravens Roost Extra Effort Award: S Corey Harris
Ed Block Courage Award: S Anthony Poindexter

SEASON TRENDS

| | Reg. | Post. | | Reg. | Post. |
|-----------------------------|------|-------|---------------------------------------|------|-------|
| Record | 12-4 | 4-0 | When Scoring First | 9-2 | 3-0 |
| vs. AFC Central | 8-2 | 1-0 | When Not Scoring First | 3-2 | 1-0 |
| vs. AFC | 10-3 | 3-0 | Positive Turnover Ratio | 12-3 | 4-0 |
| vs. NFC | 2-1 | 1-0 | Negative Turnover Ratio | 0-1 | 0-0 |
| Home | 6-2 | 1-0 | Winning Penalty Ratio | 3-1 | 1-0 |
| Away | 6-2 | 3-0 | Losing Penalty Ratio | 5-3 | 3-0 |
| On Grass | 11-4 | 4-0 | Overtime | 0-0 | 0-0 |
| Artificial Turf | 1-0 | 0-0 | Preseason | 4-0 | 0-0 |
| Outdoors | 12-4 | 4-0 | With a 100-Yard Rusher | 6-0 | 2-0 |
| Indoors | 0-0 | 0-0 | With a 100-Yard Receiver | 2-1 | 0-0 |
| Leading at Halftime | 11-1 | 3-0 | Without a 100-yard Rusher | 6-4 | 2-0 |
| Trailing at Halftime | 1-2 | 0-0 | Without a 100-yard Receiver | 10-3 | 4-0 |
| Tied at Halftime | 0-1 | 1-0 | When Allowing a 100-Yard Rusher | 0-0 | 0-0 |
| Tied After 3 Quarters | 0-1 | 1-0 | When Not Allowing a 100-Yard Rusher | 12-4 | 4-0 |
| Leading After 3 Quarters | 11-0 | 3-0 | When Allowing a 100-Yard Receiver | 3-0 | 3-0 |
| Trailing After 3 Quarters | 1-3 | 0-0 | When Not Allowing a 100-Yard Receiver | 9-4 | 4-0 |
| Winning Coin Toss | 5-4 | 1-0 | With a 300-Yard Passer | 0-0 | 0-0 |
| Losing Coin Toss | 7-0 | 3-0 | Without a 300-Yard Passer | 12-4 | 4-0 |
| Decided by 8 Points or less | 4-3 | 0-0 | When Allowing a 300-Yard Passer | 2-0 | 0-0 |
| Decided by 3 Points or less | 2-1 | 0-0 | When Not Allowing a 300-Yard Passer | 10-4 | 4-0 |

2000 POSTSEASON STATISTICS

RESULTS AND ATTENDANCE

WON 4, LOST 0 (SUPER BOWL XXXV CHAMPIONS)

| | | | | |
|-------|---|-------|--------------------|--------|
| 12/31 | W | 21-3 | Denver | 69,638 |
| 01/07 | W | 24-10 | at Tennessee | 68,527 |
| 01/14 | W | 16-3 | at Oakland | 62,784 |
| 01/28 | W | 34-7 | at New York Giants | 71,921 |

TEAM STATISTICS

| | RAVENS | OPPONENT |
|--------------------------|----------------|----------------|
| TOTAL FIRST DOWNS | 44 | 55 |
| Rushing | 19 | 16 |
| Passing | 22 | 32 |
| Penalty | 3 | 7 |
| 3rd Down: Made/Att | 15/60 | 12/60 |
| 3rd Down Pct. | 25.0 | 20.0 |
| 4th Down: Made/Att | 0/0 | 2/6 |
| 4th Down Pct. | 0.0 | 33.3 |
| POSSESSION AVG. | 30:10 | 29:51 |
| TOTAL NET YARDS | 900 | 837 |
| Avg. Per Game | 225.0 | 209.3 |
| Total Plays | 226 | 259 |
| Avg. Per Play | 4.0 | 3.2 |
| NET YARDS RUSHING | 392 | 258 |
| Avg. Per Game | 98.0 | 64.5 |
| Total Rushes | 140 | 84 |
| NET YARDS PASSING | 508 | 579 |
| Avg. Per Game | 127.0 | 144.8 |
| Sacked/Yards Lost | 10/82 | 14/93 |
| Gross Yards | 590 | 672 |
| Att./Completions | 76/35 | 161/77 |
| Completion Pct. | 46.1 | 47.8 |
| Had Intercepted | 1 | 10 |
| PUNTS/AVERAGE | 35/37.7 | 32/40.1 |
| NET PUNTING AVG. | 35/33.9 | 32/36.3 |
| PENALTIES/YARDS | 30/245 | 23/151 |
| FUMBLES/BALL LOST | 5/1 | 4/2 |
| TOUCHDOWNS | 11 | 2 |
| Rushing | 4 | 1 |
| Passing | 3 | 0 |
| Returns | 4 | 1 |

| SCORE BY PERIODS | 1 | 2 | 3 | 4 | OT | PTS |
|------------------|----------|-----------|-----------|-----------|----------|-----------|
| RAVENS | 7 | 34 | 27 | 27 | 0 | 95 |
| Opponents | 7 | 3 | 13 | 0 | 0 | 23 |

| SCORING | TD | RU | PA | RT | K/PAT | FG | S | PTS |
|------------------|-----------|----------|----------|----------|--------------|------------|----------|------------|
| Stover | 0 | 0 | 0 | 0 | 11/11 | 6/8 | 0 | 29 |
| Ja. Lewis | 4 | 4 | 0 | 0 | | | 0 | 24 |
| Sharpe | 2 | 0 | 2 | 0 | | | 0 | 12 |
| Je. Lewis | 1 | 0 | 0 | 1 | | | 0 | 6 |
| R. Lewis | 1 | 0 | 0 | 1 | | | 0 | 6 |
| A. Mitchell | 1 | 0 | 0 | 1 | | | 0 | 6 |
| Starks | 1 | 0 | 0 | 1 | | | 0 | 6 |
| Stokley | 1 | 0 | 1 | 0 | | | 0 | 6 |
| RAVENS | 11 | 4 | 3 | 4 | 11/11 | 6/8 | 0 | 95 |
| Opponents | 2 | 1 | 0 | 1 | 2/2 | 3/6 | 0 | 235 |

2-PT. CONVERSIONS: RAVENS 0-0; Opponents 0-0

SACKS: McCrary 6.0, Boulware 2.0, Burnett 2.0, Sharper 2.0, Adams 1.0, Washington 1.0, **RAVENS 14.0, Opponents 10.0**

| PASSING | ATT | COMP | YARDS | COMP% | YDS/ATT |
|------------------|------------|-----------|------------|-------------|-------------|
| Differ | 73 | 35 | 590 | 47.9 | 8.08 |
| Banks | 3 | 0 | 0 | 0.0 | 0.00 |
| RAVENS | 76 | 35 | 590 | 46.1 | 7.76 |
| Opponents | 161 | 77 | 672 | 47.8 | 4.17 |

RUSHING

| | NO | YDS | AVG | LG | TD |
|------------------|------------|------------|------------|------------|----------|
| Ja. Lewis | 103 | 338 | 3.3 | 27t | 4 |
| Holmes | 18 | 45 | 2.5 | 11 | 0 |
| Differ | 13 | 7 | 0.5 | 6 | 0 |
| Je. Lewis | 3 | 7 | 2.3 | 5 | 0 |
| Gash | 1 | 0 | 0.0 | 0 | 0 |
| Banks | 1 | -1 | -1.0 | -1 | 0 |
| Ismail | 1 | -4 | -4.0 | -4 | 0 |
| RAVENS | 140 | 392 | 2.8 | 27t | 4 |
| Opponents | 84 | 258 | 3.1 | 27t | 1 |

RECEIVING

| | NO | YDS | AVG | LG | TD |
|------------------|-----------|------------|-------------|------------|----------|
| Ismail | 9 | 150 | 16.7 | 44 | 0 |
| Stokley | 7 | 91 | 13.0 | 38t | 1 |
| Sharpe | 6 | 230 | 38.3 | 96t | 2 |
| Ja. Lewis | 5 | 40 | 8.0 | 15 | 0 |
| Coates | 4 | 54 | 13.5 | 24 | 0 |
| Johnson | 1 | 8 | 8.0 | 8 | 0 |
| Gash | 1 | 7 | 7.0 | 7 | 0 |
| Je. Lewis | 1 | 6 | 6.0 | 6 | 0 |
| Holmes | 1 | 4 | 4.0 | 4 | 0 |
| RAVENS | 35 | 590 | 16.9 | 96t | 3 |
| Opponents | 77 | 672 | 8.7 | 31 | 0 |

INTERCEPTIONS

| | NO | YDS | AVG | LG | TD |
|------------------|-----------|------------|-------------|------------|----------|
| Starks | 3 | 93 | 31.0 | 49t | 1 |
| R. Lewis | 2 | 54 | 27.0 | 50t | 1 |
| Sharper | 2 | 19 | 9.5 | 15 | 0 |
| McAlister | 1 | 4 | 4.0 | 4 | 0 |
| Herring | 1 | 2 | 2.0 | 2 | 0 |
| Bailey | 1 | 0 | 0.0 | 0 | 0 |
| RAVENS | 10 | 172 | 17.2 | 50t | 2 |
| Opponents | 1 | 2 | 2.0 | 2 | 0 |

PUNTING

| | NO | YDS | AVG | TB | IN | LG | BLK |
|------------------|-----------|-------------|-------------|----------|-----------|-----------|----------|
| Richardson | 33 | 1318 | 39.9 | 3 | 14 | 66 | 2 |
| Team | 2 | 0 | 0 | 0 | 0 | 0 | 0 |
| RAVENS | 35 | 1318 | 37.7 | 3 | 14 | 66 | 2 |
| Opponents | 32 | 1282 | 40.1 | 0 | 8 | 64 | 0 |

PUNT RETURNS

| | RET | FC | YDS | AVG | LG | TD |
|------------------|-----------|----------|------------|-------------|-----------|----------|
| Je. Lewis | 11 | 9 | 122 | 11.1 | 38 | 0 |
| RAVENS | 11 | 9 | 122 | 11.1 | 38 | 0 |
| Opponents | 13 | 6 | 73 | 5.6 | 19 | 0 |

KICKOFF RETURNS

| | NO | YDS | AVG | LG | TD |
|------------------|-----------|------------|-------------|------------|----------|
| Je. Lewis | 5 | 189 | 37.8 | 84t | 1 |
| Harris | 3 | 51 | 17.0 | 20 | 0 |
| Coates | 1 | 8 | 8.0 | 8 | 0 |
| RAVENS | 9 | 248 | 27.6 | 84t | 1 |
| Opponents | 18 | 340 | 18.9 | 97t | 1 |

FIELD GOALS

| | 1-19 | 20-29 | 30-39 | 40-49 | 50+ |
|------------------|------------|------------|------------|------------|------------|
| Stover | 0/0 | 2/2 | 3/4 | 1/2 | 0/0 |
| RAVENS | 0/0 | 2/2 | 3/4 | 1/2 | 0/0 |
| Opponents | 0/0 | 2/2 | 1/3 | 0/1 | 0/0 |

Stover: ()(38G)(36N,31G,28G,21G)(47G,41N,34G)

Opponents: (31G)(45B,31N,21G,37B)(24G)()

| | TD | TD% | INT | INT% | LG | SACK/LOST | RATING |
|------------------|----------|------------|-----------|------------|------------|--------------|-------------|
| Differ | 3 | 4.1 | 1 | 1.4 | 96t | 10/82 | 83.7 |
| Banks | 0 | 0.0 | 0 | 0.0 | 0 | 0/0 | 39.6 |
| RAVENS | 3 | 3.9 | 1 | 1.3 | 96t | 10/82 | 80.5 |
| Opponents | 0 | 0.0 | 10 | 6.2 | 31 | 14/93 | 33.4 |

DEFENSIVE

FROM COACHES VIDEO

| PLAYER | TT | SOLO | AS | SACKS | YDS | INT | PD | FF | FR |
|-------------------|----|------|----|-------|-----|-----|----|----|----|
| Lewis, Ray | 44 | 28 | 16 | 0 | 0 | 2 | 7 | 0 | 1 |
| Woodson, Rod | 24 | 19 | 5 | 0 | 0 | 0 | 2 | 0 | 0 |
| Burnett, Rob | 21 | 14 | 7 | 2 | 12 | 0 | 1 | 0 | 0 |
| Sharper, Jamie | 20 | 14 | 6 | 2 | 10 | 2 | 1 | 0 | 0 |
| Starks, Duane | 19 | 18 | 1 | 0 | 0 | 3 | 6 | 0 | 0 |
| McCrary, Michael | 18 | 14 | 4 | 6 | 44 | 0 | 0 | 1 | 0 |
| Harris, Corey | 18 | 13 | 5 | 0 | 0 | 0 | 2 | 0 | 0 |
| McAlister, Chris | 17 | 15 | 2 | 0 | 0 | 1 | 8 | 0 | 0 |
| Boulware, Peter | 17 | 12 | 4 | 2 | 14 | 0 | 0 | 0 | 0 |
| Siragusa, Tony | 17 | 10 | 7 | 0 | 0 | 0 | 4 | 0 | 0 |
| Webster, Larry | 10 | 7 | 3 | 0 | 0 | 0 | 1 | 0 | 0 |
| Washington, Keith | 10 | 7 | 3 | 1 | 9 | 0 | 0 | 0 | 0 |
| Adams, Sam | 9 | 7 | 2 | 1 | 4 | 0 | 3 | 1 | 0 |
| Dalton, Lionel | 5 | 5 | 0 | 0 | 0 | 0 | 0 | 0 | 0 |
| Bailey, Robert | 5 | 4 | 1 | 0 | 0 | 1 | 1 | 0 | 0 |
| Trapp, James | 3 | 2 | 1 | 0 | 0 | 0 | 1 | 0 | 0 |
| Brown, Cornell | 1 | 1 | 0 | 0 | 0 | 0 | 0 | 0 | 0 |
| Davis, Anthony | 1 | 1 | 0 | 0 | 0 | 0 | 0 | 0 | 0 |
| Herring, Kim | 1 | 1 | 0 | 0 | 0 | 1 | 2 | 0 | 0 |
| Mitchell, Anthony | 1 | 1 | 0 | 0 | 0 | 0 | 0 | 0 | 0 |

SPECIAL TEAMS

FROM COACHES VIDEO

| PLAYER | TT | SOLO | AS | FF | FR | BK |
|---------------------|----|------|----|----|----|----|
| Brigance, O.J. | 10 | 8 | 2 | 0 | 0 | 0 |
| Jackson, Brad | 8 | 7 | 1 | 0 | 0 | 0 |
| Davis, Billy | 8 | 6 | 2 | 0 | 0 | 0 |
| Trapp, James | 6 | 3 | 3 | 1 | 0 | 0 |
| Mitchell, Anthony | 4 | 3 | 1 | 0 | 0 | 0 |
| Harris, Corey | 4 | 2 | 2 | 0 | 0 | 0 |
| Starks, Duane | 2 | 2 | 0 | 0 | 0 | 0 |
| Davis, Anthony | 2 | 1 | 1 | 0 | 0 | 0 |
| Herring, Kim | 2 | 1 | 1 | 0 | 0 | 0 |
| Bailey, Robert | 1 | 1 | 0 | 0 | 1 | 0 |
| Brown, Cornell | 1 | 1 | 0 | 0 | 0 | 0 |
| Poindexter, Anthony | 1 | 1 | 0 | 0 | 0 | 0 |
| Sharper, Jamie | 1 | 1 | 0 | 0 | 0 | 0 |
| Thomas, Adalius | 1 | 1 | 0 | 0 | 0 | 0 |
| Washington, Keith | 0 | 0 | 0 | 0 | 0 | 2 |

2001 STATISTICS

RESULTS AND ATTENDANCE

WON 10, LOST 6 (WILD CARD)

| Date | Result | Opponent | Score | Attendance |
|-------|--------|-----------------|-------|------------|
| 09/09 | W | Chicago | 17-6 | 69,365 |
| 09/23 | L | at Cincinnati | 10-21 | 49,632 |
| 09/30 | W | at Denver | 20-13 | 75,082 |
| 10/07 | W | Tennessee | 26-7 | 69,494 |
| 10/14 | L | at Green Bay | 23-31 | 59,866 |
| 10/21 | L | at Cleveland | 14-24 | 72,818 |
| 10/28 | W | Jacksonville | 18-17 | 69,439 |
| 11/04 | W | at Pittsburgh | 13-10 | 62,906 |
| 11/12 | W | at Tennessee | 16-10 | 68,798 |
| 11/18 | L | Cleveland | 17-27 | 69,353 |
| 11/25 | W | at Jacksonville | 24-21 | 53,530 |
| 12/02 | W | Indianapolis | 39-27 | 69,382 |
| 12/09 | | Bye Week | | |
| 12/16 | L | Pittsburgh | 21-26 | 69,506 |
| 12/23 | W | Cincinnati | 16-0 | 68,987 |
| 12/29 | L | at Tampa Bay | 10-22 | 65,619 |
| 01/07 | W | Minnesota | 19-3 | 69,465 |

TEAM STATISTICS

TOTAL FIRST DOWNS

| Category | RAVENS | OPPONENT |
|--------------------|--------|----------|
| Rushing | 92 | 81 |
| Passing | 180 | 161 |
| Penalty | 27 | 20 |
| 3rd Down: Made/Att | 82/230 | 70/227 |
| 3rd Down Pct. | 35.7 | 30.8 |
| 4th Down: Made/Att | 3/13 | 6/15 |
| 4th Down Pct. | 23.1 | 40.0 |

POSSESSION AVG.

| Category | RAVENS | OPPONENT |
|---------------|--------|----------|
| Avg. Per Game | 320.3 | 277.9 |
| Total Plays | 1080 | 1010 |
| Avg. Per Play | 4.7 | 4.4 |

NET YARDS RUSHING

| Category | RAVENS | OPPONENT |
|---------------|--------|----------|
| Avg. Per Game | 113.1 | 88.2 |
| Total Rushes | 483 | 410 |

NET YARDS PASSING

| Category | RAVENS | OPPONENT |
|-------------------|---------|----------|
| Avg. Per Game | 207.1 | 189.7 |
| Sacked/Yards Lost | 40/281 | 45/290 |
| Gross Yards | 3595 | 3325 |
| Att./Completions | 557/320 | 555/321 |
| Completion Pct. | 57.5 | 57.8 |
| Had Intercepted | 20 | 16 |

PUNTS/AVERAGE

| Category | RAVENS | OPPONENT |
|---------------|---------|----------|
| Avg. Per Game | 87/38.0 | 98/41.6 |

NET PUNTING AVG.

| Category | RAVENS | OPPONENT |
|---------------|---------|----------|
| Avg. Per Game | 87/33.6 | 98/33.6 |

PENALTIES/YARDS

| Category | RAVENS | OPPONENT |
|-----------------|--------|----------|
| Total Penalties | 89/728 | 105/903 |

FUMBLES/BALL LOST

| Category | RAVENS | OPPONENT |
|---------------|--------|----------|
| Total Fumbles | 31/16 | 22/12 |

TOUCHDOWNS

| Category | RAVENS | OPPONENT |
|----------|--------|----------|
| Rushing | 11 | 10 |
| Passing | 18 | 16 |
| Returns | 2 | 4 |

SCORE BY PERIODS

| Period | 1 | 2 | 3 | 4 | OT | PTS |
|-----------|----|----|----|-----|----|-----|
| RAVENS | 29 | 92 | 63 | 119 | 0 | 303 |
| Opponents | 38 | 77 | 89 | 61 | 0 | 265 |

SCORING

| Player | TD | RU | PA | RT | K/PAT | FG | S | PTS |
|------------------|-----------|-----------|-----------|----------|--------------|--------------|----------|------------|
| Stover | 0 | 0 | 0 | 0 | 25/25 | 30/35 | 0 | 115 |
| Ismail | 7 | 0 | 7 | 0 | | | 0 | 44 |
| Brookins | 5 | 5 | 0 | 0 | | | 0 | 30 |
| Allen | 3 | 3 | 0 | 0 | | | 0 | 18 |
| T. Taylor | 3 | 0 | 3 | 0 | | | 0 | 18 |
| Ayanbadejo | 2 | 1 | 1 | 0 | | | 0 | 12 |
| Sharpe | 2 | 0 | 2 | 0 | | | 0 | 12 |
| Stokley | 2 | 0 | 2 | 0 | | | 0 | 12 |
| Cunningham | 1 | 1 | 0 | 0 | | | 0 | 6 |
| Gash | 1 | 0 | 1 | 0 | | | 0 | 6 |
| Grbac | 1 | 1 | 0 | 0 | | | 0 | 6 |
| Heap | 1 | 0 | 1 | 0 | | | 0 | 6 |
| Johnson | 1 | 0 | 1 | 0 | | | 0 | 6 |
| Sharper | 1 | 0 | 0 | 1 | | | 0 | 6 |
| Woodson | 1 | 0 | 0 | 1 | | | 0 | 6 |
| RAVENS | 31 | 11 | 18 | 2 | 25/25 | 30/35 | 0 | 303 |
| Opponents | 30 | 10 | 16 | 4 | 28/28 | 19/33 | 0 | 265 |

2-PT. CONVERSIONS: Ismail, RAVENS 1-6; Opponents 0-2

SACKS: Boulware 15.0, McCrary 7.5, Sharper 6.0, R. Lewis 3.5, A. Thomas 3.5, Adams 2.0, Siragusa 2.0, Douglas 1.0, Gregg 1.0, S. Taylor 1.0, Team 1.0, Trapp 1.0, Webster 0.5, **RAVENS 44.0, Opponents 40.0**

PASSING

| Player | ATT | COMP | YARDS | COMP% | YDS/ATT |
|------------------|------------|------------|-------------|-------------|-------------|
| Grbac | 467 | 265 | 3033 | 56.7 | 6.49 |
| Cunningham | 89 | 54 | 573 | 60.7 | 6.44 |
| Richardson | 1 | 1 | -11 | 100.0 | -11.00 |
| RAVENS | 557 | 320 | 3595 | 57.5 | 6.45 |
| Opponents | 555 | 321 | 3325 | 57.8 | 5.99 |

RUSHING

| Player | NO | YDS | AVG | LG | TD |
|------------------|------------|-------------|------------|-----------|-----------|
| Allen | 168 | 658 | 3.9 | 26 | 3 |
| Brookins | 151 | 551 | 3.6 | 25 | 5 |
| M. Williams | 65 | 291 | 4.5 | 55 | 0 |
| Ayanbadejo | 46 | 173 | 3.8 | 17 | 1 |
| T. Taylor | 5 | 46 | 9.2 | 16 | 0 |
| Cunningham | 14 | 40 | 2.9 | 15 | 1 |
| Je. Lewis | 9 | 33 | 3.7 | 14 | 0 |
| Grbac | 21 | 18 | 0.9 | 6 | 1 |
| Stokley | 1 | 1 | 1.0 | 1 | 0 |
| Richardson | 1 | 0 | 0.0 | 0 | 0 |
| Gash | 2 | -1 | -0.5 | 0 | 0 |
| RAVENS | 483 | 1810 | 3.7 | 55 | 11 |
| Opponents | 410 | 1411 | 3.4 | 38 | 10 |

RECEIVING

| Player | NO | YDS | AVG | LG | TD |
|------------------|------------|-------------|-------------|------------|-----------|
| Ismail | 74 | 1059 | 14.3 | 77t | 7 |
| Sharpe | 73 | 811 | 11.1 | 37 | 2 |
| T. Taylor | 42 | 560 | 13.3 | 63 | 3 |
| Stokley | 24 | 344 | 14.3 | 46 | 2 |
| Ayanbadejo | 24 | 121 | 5.0 | 18 | 1 |
| M. Williams | 23 | 210 | 9.1 | 46 | 0 |
| Allen | 17 | 68 | 4.0 | 11 | 0 |
| Heap | 16 | 206 | 12.9 | 24t | 1 |
| Gash | 9 | 80 | 8.9 | 16 | 1 |
| Brookins | 6 | 45 | 7.5 | 15 | 0 |
| Johnson | 5 | 57 | 11.4 | 25 | 1 |
| Je. Lewis | 4 | 32 | 8.0 | 12 | 0 |
| Jones | 2 | 13 | 6.5 | 13 | 0 |
| A. Mitchell | 1 | -11 | -11.0 | -1 | 0 |
| RAVENS | 320 | 3595 | 11.2 | 77t | 1 |
| Opponents | 321 | 3325 | 10.4 | 90t | 16 |

INTERCEPTIONS

| Player | NO | YDS | AVG | LG | TD |
|------------------|-----------|------------|-------------|------------|----------|
| Starks | 4 | 9 | 2.3 | 9 | 0 |
| R. Lewis | 3 | 115 | 38.3 | 64 | 0 |
| Woodson | 3 | 57 | 19.0 | 47t | 1 |
| Harris | 2 | 1 | 0.5 | 1 | 0 |
| Trapp | 1 | 15 | 15.0 | 15 | 0 |
| McCrary | 1 | 1 | 1.0 | 1 | 0 |
| McAlister | 1 | 0 | 0.0 | 0 | 0 |
| Porter | 1 | -3 | -3.0 | -3 | 0 |
| RAVENS | 16 | 195 | 12.2 | 64 | 1 |
| Opponents | 20 | 331 | 16.6 | 66t | 3 |

PUNTING

| Player | NO | YDS | AVG | TB | IN | LG | BLK |
|------------------|-----------|-------------|-------------|-----------|-----------|-----------|----------|
| Richardson | 85 | 3309 | 38.9 | 10 | 29 | 65 | 2 |
| RAVENS | 87 | 3309 | 38.0 | 10 | 29 | 65 | 2 |
| Opponents | 98 | 4076 | 41.6 | 11 | 24 | 69 | 0 |

PUNT RETURNS

| Player | RET | FC | YDS | AVG | LG | TD |
|------------------|-----------|-----------|------------|-------------|-----------|----------|
| Je. Lewis | 42 | 9 | 519 | 12.4 | 62 | 0 |
| McAlister | 5 | 1 | 44 | 8.8 | 24 | 0 |
| Lake | 1 | 0 | 0 | 0.0 | 0 | 0 |
| RAVENS | 48 | 10 | 563 | 11.7 | 62 | 0 |
| Opponents | 33 | 22 | 183 | 5.5 | 30 | 0 |

KICKOFF RETURNS

| Player | NO | YDS | AVG | LG | TD |
|------------------|-----------|-------------|-------------|-----------|----------|
| Je. Lewis | 42 | 1039 | 24.7 | 76 | 0 |
| Harris | 11 | 235 | 21.4 | 34 | 0 |
| Johnson | 2 | 39 | 19.5 | 23 | 0 |
| Bobo | 1 | 11 | 11.0 | 11 | 0 |
| Brookins | 1 | 23 | 23.0 | 23 | 0 |
| RAVENS | 57 | 1347 | 23.6 | 76 | 0 |
| Opponents | 64 | 1393 | 21.8 | 51 | 0 |

FIELD GOALS

| Player | 1-19 | 20-29 | 30-39 | 40-49 | 50+ |
|------------------|------------|--------------|-------------|-------------|------------|
| Stover | 0/0 | 16/16 | 9/10 | 5/9 | 0/0 |
| RAVENS | 0/0 | 16/16 | 9/10 | 5/9 | 0/0 |
| Opponents | 0/0 | 7/7 | 6/11 | 6/15 | 0/0 |

Stover: (46N,37G)(38G)(29G,26G)(26G,25G)(28G)(21G,38G)(49G,28G)(25G,39G)(31G,33G,30G)(42G)(41G,41N)(26G,30G,29G,27G,46N)(48N)(43G,29G,433N,43G)(24G)(21G,20G,38G,20G)

Opponents: (20G,43N,46G)(43N,39N,45N)(43G,49G)(46N)(33G,47N)(33G)(40G)(38G,41N,33N,48N,35)(48N,27G)(29G,42G)(38N)(33G,25G)(22G,33G,32N)(42G,38G,24G,40N)(26G)

PASSING

| Player | TD | TD% | INT | INT% | LG | SACK/LOST | RATING |
|------------------|-----------|------------|-----------|------------|------------|---------------|-------------|
| Ismail | 15 | 3.2 | 18 | 3.9 | 77t | 28/215 | 71.1 |
| Richardson | 3 | 3.4 | 2 | 2.2 | 30 | 12/66 | 81.3 |
| Richardson | 0 | 0.0 | 0 | 0.0 | 11 | 0/0 | 79.2 |
| RAVENS | 18 | 3.2 | 20 | 3.6 | 77t | 40/281 | 72.7 |
| Opponents | 16 | 2.9 | 16 | 2.9 | 90t | 45/290 | 72.8 |

2001 STATISTICS

DEFENSIVE

FROM COACHES VIDEO

| PLAYER | TT | SOLO | AS | SACKS | YDS | INT | PD | FF | FR |
|-------------------|-----|------|----|-------|------|-----|----|----|----|
| Lewis, Ray | 196 | 130 | 66 | 3.5 | 26 | 3 | 13 | 1 | 1 |
| Sharper, Jamie | 135 | 101 | 34 | 6 | 31 | 0 | 12 | 0 | 1 |
| Woodson, Rod | 93 | 70 | 23 | 0 | 0 | 3 | 13 | 1 | 1 |
| Harris, Corey | 91 | 70 | 21 | 0 | 0 | 2 | 12 | 3 | 4 |
| Boulware, Peter | 82 | 51 | 31 | 15 | 86.5 | 0 | 4 | 3 | 1 |
| McAlister, Chris | 69 | 59 | 10 | 0 | 0 | 1 | 11 | 0 | 0 |
| McCrary, Michael | 64 | 42 | 22 | 7.5 | 42.5 | 1 | 2 | 1 | 0 |
| Starks, Duane | 59 | 52 | 7 | 0 | 0 | 4 | 17 | 2 | 0 |
| Siragusa, Tony | 58 | 27 | 31 | 2 | 12 | 0 | 3 | 0 | 0 |
| Adams, Sam | 51 | 28 | 23 | 2 | 16 | 0 | 2 | 1 | 0 |
| Burnett, Rob | 50 | 28 | 22 | 0 | 0 | 0 | 6 | 0 | 1 |
| Thomas, Adalious | 39 | 27 | 12 | 3.5 | 32.5 | 0 | 8 | 3 | 0 |
| Lake, Carnell | 32 | 27 | 5 | 0 | 0 | 0 | 0 | 0 | 1 |
| Trapp, James | 31 | 25 | 6 | 1 | 8 | 1 | 4 | 0 | 0 |
| Dalton, Lionel | 29 | 15 | 14 | 0 | 0 | 0 | 0 | 0 | 0 |
| Webster, Larry | 28 | 13 | 15 | 0.5 | 1.5 | 0 | 0 | 0 | 0 |
| Jackson, Brad | 25 | 13 | 12 | 0 | 0 | 0 | 1 | 1 | 0 |
| Gregg, Kelly | 19 | 10 | 9 | 1 | 7 | 0 | 1 | 0 | 0 |
| Mitchell, Anthony | 11 | 9 | 2 | 0 | 0 | 0 | 1 | 0 | 0 |
| Porter, Alvin | 8 | 8 | 0 | 0 | 0 | 1 | 1 | 0 | 0 |
| Taylor, Shannon | 5 | 2 | 3 | 1 | 6 | 0 | 0 | 0 | 1 |
| Douglas, Marques | 3 | 2 | 1 | 1 | 11 | 0 | 0 | 0 | 0 |

SPECIAL TEAMS

FROM COACHES VIDEO

| PLAYER | TT | SOLO | AS | FF | FR | BK |
|---------------------|----|------|----|----|----|----|
| Thomas, Adalious | 18 | 14 | 4 | 0 | 0 | 0 |
| Mitchell, Anthony | 18 | 12 | 6 | 0 | 0 | 0 |
| Jackson, Brad | 16 | 9 | 7 | 0 | 1 | 0 |
| Porter, Alvin | 14 | 11 | 3 | 1 | 0 | 0 |
| Trapp, James | 12 | 9 | 3 | 0 | 0 | 0 |
| Taylor, Shannon | 9 | 8 | 1 | 0 | 0 | 0 |
| Hartwell, Edgerton | 9 | 5 | 4 | 0 | 0 | 0 |
| Baxter, Gary | 8 | 8 | 0 | 0 | 0 | 0 |
| Ayanbadejo, Obafemi | 8 | 7 | 1 | 0 | 0 | 0 |
| Jones, John | 8 | 7 | 1 | 0 | 0 | 0 |
| Lake, Carnell | 7 | 4 | 3 | 0 | 0 | 0 |
| Williams, Moe | 5 | 4 | 1 | 0 | 0 | 0 |
| Starks, Duane | 4 | 4 | 0 | 0 | 0 | 0 |
| Harris, Corey | 4 | 3 | 1 | 0 | 0 | 0 |
| Kight, Danny | 2 | 2 | 0 | 0 | 0 | 0 |
| Stover, Matt | 2 | 2 | 0 | 0 | 0 | 0 |
| Maese, Joe | 1 | 1 | 0 | 0 | 0 | 0 |
| McAlister, Chris | 1 | 1 | 0 | 0 | 0 | 1 |
| Ricard, Alan | 1 | 1 | 0 | 0 | 0 | 0 |
| Sharper, Jamie | 1 | 1 | 0 | 0 | 0 | 0 |
| Hellestrae, Dale | 1 | 0 | 1 | 0 | 0 | 0 |

*McAlister partially deflected a FG at Pittsburgh 11/4/01

TOP THREE

| SOLO | SACKS | FF | FR | PD |
|-------------------|---------------------|-------------------|------------------|-----------------|
| 130 Ray Lewis | 15.0 Peter Boulware | 3 Peter Boulware | 4 Corey Harris | 17 Duane Starks |
| 101 Jamie Sharper | 7.5 Michael McCrary | 3 Corey Harris | 1 7 players tied | 13 Ray Lewis |
| 70 2 players tied | 6.0 Jamie Sharper | 3 Adalious Thomas | | 13 Rod Woodson |

USUAL STARTERS

OFFENSE

| |
|-----------------------|
| WR 87 Qadry Ismail |
| WR 89 Travis Taylor |
| LT 75 Jonathan Ogden |
| LG 64 Edwin Mulitalo |
| C 62 Mike Flynn |
| RG 66 Bennie Anderson |
| RT 77 Kipp Vickers |
| TE 82 Shannon Sharpe |
| QB 18 Elvis Grbac |
| RB 29 Terry Allen |
| FB 32 Sam Gash |

DEFENSE

| |
|------------------------|
| LDE 90 Rob Burnett |
| LDT 95 Sam Adams |
| RDT 98 Tony Siragusa |
| RDE 99 Michael McCrary |
| LLB 58 Peter Boulware |
| MLB 52 Ray Lewis |
| RLB 55 Jamie Sharper |
| LCB 21 Duane Starks |
| RCB 22 Chris McAlister |
| SS 45 Corey Harris |
| FS 26 Rod Woodson |

COACHES

Brian Billick, Head Coach; **Matt Cavanaugh**, Offensive Coordinator/Quarterbacks; **Marvin Lewis**, Defensive Coordinator; **Jim Colletto**, Offensive Line; **Jack Del Rio**, Linebackers; **Jeff Friday**, Strength and Conditioning; **Wade Harman**, Tight Ends/Assistant Offensive Line; **Donnie Henderson**, Secondary; **Milt Jackson**, Offensive Assistant; **Chip Morton**, Assistant Strength and Conditioning; **Mike Nolan**, Wide Receivers; **Russ Purnell**, Special Teams; **Rex Ryan**, Defensive Line; **Steve Shafer**, Assistant Head Coach/Secondary; **Matt Simon**, Running Backs; **Mike Smith**, Defensive Assistant/Defensive Line; **Bennie Thompson**, Special Teams Assistant

RAVENS HONOR ROLL

Pro Bowl: DT Sam Adams (2nd team); WR/KR Jermaine Lewis (2nd team); LB Ray Lewis (starter); OT Jonathan Ogden (starter); TE Shannon Sharpe (2nd team); S Rod Woodson (starter)

All-Pro: DT Sam Adams (PFW, FN, CPFW); WR/KR Jermaine Lewis (PFW, FD, TSN); TE Shannon Sharpe (CPFW); LB Ray Lewis (AP-1st team, SI, PFW, FD, FN, CPFW, TSN); OL Edwin Mulitalo (SI); OT Jonathan Ogden (AP-2nd team, PFW, FD, FN, CPFW, TSN)

Ravens Nest Lineman of the Year: OL Edwin Mulitalo

Ravens Roost Extra Effort Award: WR Brandon Stokley

Ravens Roost Unsung Hero: LB Jamie Sharper

Ed Block Courage Award: S Corey Harris

SEASON TRENDS

| | Reg. | Post. | | Reg. | Post. |
|-----------------------------|------|-------|---------------------------------------|------|-------|
| Record | 10-6 | 1-1 | When Scoring First | 5-2 | 0-0 |
| vs. AFC Central | 6-4 | 0-1 | When Not Scoring First | 5-4 | 1-1 |
| vs. AFC | 8-4 | 1-1 | Positive or Even Turnover Ratio | 9-0 | 1-0 |
| vs. NFC | 2-2 | 0-0 | Negative Turnover Ratio | 1-6 | 0-1 |
| Home | 6-2 | 0-0 | Winning Penalty Ratio | 7-3 | 1-0 |
| Away | 4-4 | 1-1 | Losing Penalty Ratio | 3-2 | 0-1 |
| On Grass | 10-6 | 1-1 | Overtime | 0-0 | 0-0 |
| Artificial Turf | 0-0 | 0-0 | Preseason | 1-2 | 0-0 |
| Outdoors | 10-6 | 1-1 | With a 100-Yard Rusher | 3-0 | 1-0 |
| Indoors | 0-0 | 0-0 | With a 100-Yard Receiver | 1-0 | 0-0 |
| Leading at Halftime | 5-1 | 1-0 | Without a 100-yard Rusher | 7-6 | 0-1 |
| Trailing at Halftime | 2-5 | 0-1 | Without a 100-yard Receiver | 9-6 | 1-1 |
| Tied at Halftime | 3-0 | 0-0 | When Allowing a 100-Yard Rusher | 1-0 | 0-0 |
| Tied After 3 Quarters | 2-0 | 0-0 | When Not Allowing a 100-Yard Rusher | 9-6 | 1-1 |
| Leading After 3 Quarters | 5-0 | 1-0 | When Allowing a 100-Yard Receiver | 1-2 | 0-0 |
| Trailing After 3 Quarters | 3-6 | 0-1 | When Not Allowing a 100-Yard Receiver | 9-4 | 1-1 |
| Winning Coin Toss | 6-2 | 1-1 | With a 300-Yard Passer | 0-1 | 0-0 |
| Losing Coin Toss | 4-4 | 0-0 | Without a 300-Yard Passer | 10-5 | 1-1 |
| Decided by 8 Points or less | 5-2 | 0-0 | When Allowing a 300-Yard Passer | 2-2 | 0-0 |
| Decided by 3 Points or less | 3-0 | 0-0 | When Not Allowing a 300-Yard Passer | 8-4 | 1-1 |

2001 POSTSEASON STATISTICS

RESULTS AND ATTENDANCE

WON 1, LOST 1

| | | | | |
|-------|---|-------|---------------|--------|
| 01/13 | W | 20-3 | at Miami | 72,251 |
| 01/20 | L | 10-27 | at Pittsburgh | 63,976 |

TEAM STATISTICS

| | RAVENS | OPPONENT |
|--------------------------|----------------|----------------|
| TOTAL FIRST DOWNS | 27 | 30 |
| Rushing | 12 | 12 |
| Passing | 13 | 14 |
| Penalty | 2 | 4 |
| 3rd Down: Made/Att | 11/28 | 10/27 |
| 3rd Down Pct | 39.3 | 37.0 |
| 4th Down: Made/Att | 1/1 | 0/1 |
| 4th Down Pct. | 100.0 | 0.0 |
| POSSESSION AVG. | 28:35 | 31:26 |
| TOTAL NET YARDS | 497 | 448 |
| Avg. Per Game | 248.5 | 224.0 |
| Total Plays | 120 | 119 |
| Avg. Per Play | 4.1 | 3.8 |
| NET YARDS RUSHING | 248 | 200 |
| Avg. Per Game | 124.0 | 100.0 |
| Total Rushes | 61 | 64 |
| NET YARDS PASSING | 249 | 248 |
| Avg. Per Game | 124.5 | 124.0 |
| Sacked/Yards Lost | 4/37 | 5/28 |
| Gross Yards | 286 | 276 |
| Att./Completions | 55/30 | 50/27 |
| Completion Pct. | 54.5 | 54.0 |
| Had Intercepted | 3 | 2 |
| PUNTS/AVERAGE | 12/40.1 | 11/43.5 |
| NET PUNTING AVG. | 12/32.1 | 11/30.6 |
| PENALTIES/YARDS | 14/100 | 11/86 |
| FUMBLES/BALL LOST | 2/2 | 6/2 |
| TOUCHDOWNS | 3 | 3 |
| Rushing | 1 | 2 |
| Passing | 1 | 1 |
| Returns | 1 | 0 |

| SCORE BY PERIODS | 1 | 2 | 3 | 4 | OT | PTS |
|------------------|-----------|-----------|-----------|----------|----------|-----------|
| RAVENS | 0 | 10 | 14 | 6 | 0 | 30 |
| Opponents | 13 | 10 | 0 | 7 | 0 | 30 |

| SCORING | TD | RU | PA | RT | K/PAT | FG | S | PTS |
|------------------|----------|----------|----------|----------|------------|------------|----------|-----------|
| Stover | 0 | 0 | 0 | 0 | 3/3 | 3/4 | 0 | 12 |
| Allen | 1 | 1 | 0 | 0 | | | 0 | 6 |
| Je. Lewis | 1 | 0 | 0 | 1 | | | 0 | 6 |
| T. Taylor | 1 | 0 | 1 | 0 | | | 0 | 6 |
| RAVENS | 3 | 1 | 1 | 1 | 3/3 | 3/4 | 0 | 30 |
| Opponents | 3 | 2 | 1 | 0 | 3/3 | 3/4 | 0 | 30 |

2-PT. CONVERSIONS: RAVENS 0-0; Opponents 0-0

SACKS: Boulware 1.0, A. Mitchell 1.0, Sharper 1.0, Webster 1.0, Burnett 0.5, A. Thomas 0.5, RAVENS 5.0, Opponents 4.0

RUSHING

| | NO | YDS | AVG | LG | TD |
|------------------|-----------|------------|------------|-----------|----------|
| Allen | 29 | 120 | 4.1 | 13 | 1 |
| Brookins | 14 | 71 | 5.1 | 18 | 0 |
| M. Williams | 9 | 29 | 3.2 | 9 | 0 |
| T. Taylor | 1 | 15 | 15.0 | 15 | 0 |
| Ayanbadejo | 2 | 8 | 4.0 | 5 | 0 |
| Je. Lewis | 2 | 4 | 2.0 | 5 | 0 |
| Grbac | 2 | 3 | 1.5 | 4 | 0 |
| Redman | 2 | -2 | -1.0 | -1 | 0 |
| RAVENS | 61 | 248 | 4.1 | 18 | 1 |
| Opponents | 64 | 200 | 3.1 | 23 | 2 |

RECEIVING

| | NO | YDS | AVG | LG | TD |
|------------------|-----------|------------|-------------|------------|----------|
| Sharpe | 9 | 79 | 8.8 | 27 | 0 |
| T. Taylor | 6 | 76 | 12.7 | 45 | 1 |
| M. Williams | 4 | 24 | 6.0 | 14 | 0 |
| Allen | 3 | 11 | 3.7 | 6 | 0 |
| Stokley | 2 | 38 | 19.0 | 27 | 0 |
| Ismail | 2 | 24 | 12.0 | 16 | 0 |
| Gash | 1 | 13 | 13.0 | 13 | 0 |
| Heap | 1 | 11 | 11.0 | 11 | 0 |
| Ayanbadejo | 1 | 7 | 7.0 | 7 | 0 |
| Brookins | 1 | 3 | 3.0 | 3 | 0 |
| RAVENS | 30 | 286 | 9.5 | 45 | 1 |
| Opponents | 27 | 276 | 10.2 | 32t | 1 |

INTERCEPTIONS

| | NO | YDS | AVG | LG | TD |
|------------------|----------|-----------|-------------|-----------|----------|
| Starks | 1 | 26 | 26.0 | 26 | 0 |
| McAlister | 1 | 18 | 18.0 | 18 | 0 |
| RAVENS | 2 | 44 | 22.0 | 26 | 0 |
| Opponents | 3 | 51 | 17.0 | 32 | 0 |

PUNTING

| | NO | YDS | AVG | TB | IN | LG | BLK |
|------------------|-----------|------------|-------------|----------|----------|-----------|----------|
| Richardson | 12 | 481 | 40.1 | 1 | 1 | 52 | 0 |
| RAVENS | 12 | 481 | 40.1 | 1 | 1 | 52 | 0 |
| Opponents | 11 | 479 | 43.5 | 2 | 4 | 52 | 0 |

PUNT RETURNS

| | RET | FC | YDS | AVG | LG | TD |
|------------------|----------|----------|------------|-------------|------------|----------|
| Je. Lewis | 5 | 2 | 102 | 20.4 | 88t | 1 |
| RAVENS | 5 | 2 | 102 | 20.4 | 88t | 1 |
| Opponents | 7 | 0 | 76 | 10.9 | 35 | 0 |

KICKOFF RETURNS

| | NO | YDS | AVG | LG | TD |
|------------------|----------|------------|-------------|-----------|----------|
| Je. Lewis | 6 | 104 | 17.3 | 28 | 0 |
| Harris | 2 | 33 | 16.5 | 18 | 0 |
| RAVENS | 8 | 137 | 17.1 | 28 | 0 |
| Opponents | 8 | 187 | 23.4 | 32 | 0 |

FIELD GOALS

| | 1-19 | 20-29 | 30-39 | 40-49 | 50+ |
|------------------|------------|------------|------------|------------|------------|
| Stover | 0/0 | 1/1 | 1/1 | 1/2 | 0/0 |
| RAVENS | 0/0 | 1/1 | 1/1 | 1/2 | 0/0 |
| Opponents | 0/0 | 1/1 | 1/2 | 1/1 | 0/0 |

Stover: (40N,35G,40G)(26G)

Opponents: (33G)(21G,35N,46G)

| PASSING | ATT | COMP | YARDS | COMP% | YDS/ATT | TD | TD% | INT | INT% | LG | SACK/LOST | RATING |
|------------------|-----------|-----------|------------|-------------|-------------|----------|------------|----------|------------|------------|-------------|-------------|
| Grbac | 55 | 30 | 286 | 54.5 | 5.20 | 1 | 1.8 | 3 | 5.5 | 45 | 4/37 | 52.5 |
| RAVENS | 55 | 30 | 286 | 54.5 | 5.20 | 1 | 1.8 | 3 | 5.5 | 45 | 4/37 | 52.5 |
| Opponents | 50 | 27 | 276 | 54.0 | 5.52 | 1 | 2.0 | 2 | 4.0 | 32t | 5/28 | 60.1 |

DEFENSIVE

FROM COACHES VIDEO

| PLAYER | TT | SOLO | AS | SACKS | YDS | INT | PD | FF | FR |
|-------------------|----|------|----|-------|-----|-----|----|----|----|
| Sharper, Jamie | 20 | 12 | 8 | 1 | 0 | 0 | 1 | 1 | 0 |
| Lewis, Ray | 15 | 9 | 6 | 0 | 0 | 0 | 0 | 2 | 0 |
| Woodson, Rod | 14 | 11 | 3 | 0 | 0 | 0 | 2 | 0 | 0 |
| Harris, Corey | 12 | 9 | 3 | 0 | 0 | 0 | 1 | 0 | 0 |
| Webster, Larry | 12 | 8 | 4 | 1 | 8 | 0 | 1 | 0 | 0 |
| Starks, Duane | 10 | 9 | 1 | 0 | 0 | 1 | 1 | 0 | 0 |
| Boulware, Peter | 10 | 5 | 5 | 1 | 15 | 0 | 0 | 2 | 1 |
| Burnett, Rob | 8 | 6 | 2 | 1 | 3 | 0 | 0 | 0 | 0 |
| Siragusa, Tony | 8 | 5 | 3 | 0 | 0 | 0 | 0 | 0 | 0 |
| Adams, Sam | 7 | 2 | 5 | 0 | 0 | 0 | 0 | 0 | 1 |
| McAlister, Chris | 6 | 3 | 3 | 0 | 0 | 1 | 3 | 0 | 0 |
| Mitchell, Anthony | 4 | 4 | 0 | 1 | 2 | 0 | 0 | 0 | 0 |
| Gregg, Kelly | 4 | 3 | 1 | 0 | 0 | 0 | 0 | 0 | 0 |
| Lake, Carnell | 4 | 3 | 1 | 0 | 0 | 0 | 1 | 0 | 0 |
| Thomas, Adalius | 4 | 2 | 2 | 0 | 0 | 0 | 0 | 0 | 0 |
| Jackson, Brad | 3 | 2 | 1 | 0 | 0 | 0 | 0 | 0 | 0 |
| Dalton, Lionel | 1 | 0 | 1 | 0 | 0 | 0 | 0 | 0 | 0 |

SPECIAL TEAMS

FROM COACHES VIDEO

| PLAYER | TT | SOLO | AS | FF | FR | BK |
|---------------------|----|------|----|----|----|----|
| Porter, Alvin | 6 | 4 | 2 | 1 | 0 | 0 |
| Ayanbadejo, Obafemi | 5 | 3 | 2 | 0 | 0 | 0 |
| Baxter, Gary | 3 | 2 | 1 | 0 | 0 | 0 |
| Mitchell, Anthony | 3 | 2 | 1 | 0 | 0 | 0 |
| Starks, Duane | 2 | 2 | 0 | 0 | 0 | 0 |
| Harris, Corey | 2 | 1 | 1 | 0 | 0 | 0 |
| Hellestrae, Dale | 1 | 1 | 0 | 0 | 0 | 0 |
| Jackson, Brad | 1 | 1 | 0 | 0 | 0 | 0 |
| Richardson, Kyle | 1 | 1 | 0 | 0 | 0 | 0 |
| Thomas, Adalius | 1 | 1 | 0 | 0 | 0 | 0 |
| Hartwell, Edgerton | 1 | 0 | 1 | 0 | 0 | 0 |

2002 STATISTICS

DEFENSIVE

FROM COACHES VIDEO

| PLAYER | TT | SOLO | AS | SACKS | YDS | INT | PD | FR | FF |
|-------------------|-----|------|----|-------|------|-----|----|----|----|
| Hartwell, Ed | 191 | 125 | 66 | 3 | 18.0 | 0 | 7 | 0 | 0 |
| Baxter, Gary | 90 | 75 | 15 | 0 | 0 | 1 | 20 | 0 | 0 |
| Boulware, Peter | 87 | 63 | 24 | 7 | 57.0 | 1 | 4 | 1 | 1 |
| Reed, Ed | 86 | 69 | 17 | 1 | 3.0 | 5 | 13 | 0 | 1 |
| Lewis, Ray | 85 | 57 | 28 | 0 | 0 | 2 | 2 | 1 | 1 |
| Gregg, Kelly | 84 | 53 | 31 | 2 | 13.0 | 0 | 0 | 0 | 0 |
| Harris, Bernardo | 73 | 47 | 26 | 2 | 23.0 | 2 | 4 | 0 | 0 |
| Thomas, Adalius | 68 | 38 | 30 | 3 | 20.0 | 2 | 11 | 1 | 3 |
| Brown, Cornell | 67 | 47 | 20 | 1.5 | 14.0 | 0 | 3 | 0 | 0 |
| McAlister, Chris | 67 | 58 | 9 | 0 | 0 | 1 | 24 | 0 | 1 |
| Weaver, Anthony | 65 | 43 | 22 | 3.5 | 33.0 | 0 | 4 | 0 | 1 |
| Demps, Will | 64 | 51 | 13 | 1 | 2.0 | 1 | 7 | 0 | 1 |
| Williams, Chad | 43 | 35 | 8 | 0 | 0 | 3 | 8 | 0 | 1 |
| Porter, Alvin | 41 | 36 | 5 | 0 | 0 | 0 | 3 | 0 | 0 |
| Trapp, James | 36 | 26 | 10 | 1 | 17.0 | 3 | 11 | 0 | 1 |
| Kemoatu, Maake | 32 | 20 | 12 | 2 | 6.0 | 0 | 0 | 0 | 0 |
| Mitchell, Anthony | 31 | 25 | 6 | 0 | 0 | 3 | 2 | 0 | 0 |
| Parker, Riddick | 29 | 17 | 12 | 1 | 5.0 | 0 | 0 | 0 | 2 |
| McCrary, Michael | 16 | 10 | 6 | 2 | 6.0 | 0 | 1 | 0 | 0 |
| Douglas, Marques | 15 | 9 | 6 | 1 | 9.0 | 0 | 0 | 0 | 0 |
| Nugent, David | 15 | 8 | 7 | 0 | 0 | 0 | 0 | 0 | 0 |
| Tate, Robert | 14 | 13 | 1 | 0 | 0 | 0 | 2 | 0 | 0 |
| Taylor, Shannon | 14 | 8 | 6 | 0 | 0 | 0 | 0 | 0 | 1 |
| Scott, Bart | 5 | 2 | 3 | 0 | 0 | 1 | 0 | 0 | 0 |

SPECIAL TEAMS

FROM COACHES VIDEO

| PLAYER | TT | SOLO | AS | FF | FR | BK |
|-------------------|----|------|----|----|----|----|
| Scott, Bart | 17 | 13 | 4 | 0 | 0 | 0 |
| Williams, Chad | 17 | 12 | 5 | 1 | 0 | 1 |
| Thomas, Adalius | 15 | 11 | 4 | 0 | 0 | 0 |
| Taylor, Shannon | 14 | 12 | 2 | 0 | 0 | 0 |
| Mitchell, Anthony | 12 | 10 | 2 | 0 | 0 | 0 |
| Trapp, James | 12 | 9 | 3 | 0 | 0 | 0 |
| Jones, John | 10 | 3 | 7 | 0 | 0 | 0 |
| Porter, Alvin | 9 | 6 | 3 | 0 | 1 | 0 |
| Reed, Ed | 8 | 5 | 3 | 0 | 0 | 2 |
| Brown, Cornell | 7 | 4 | 3 | 0 | 0 | 0 |
| Demps, Will | 6 | 3 | 3 | 0 | 0 | 0 |
| Johnson, Ron | 3 | 3 | 0 | 0 | 1 | 0 |
| Maese, Joe | 3 | 2 | 1 | 0 | 1 | 0 |
| Ricard, Alan | 3 | 2 | 1 | 0 | 0 | 0 |
| Stover, Matt | 3 | 3 | 0 | 0 | 0 | 0 |
| Tate, Robert | 3 | 1 | 2 | 0 | 0 | 0 |
| Harris, Bernardo | 2 | 2 | 0 | 0 | 0 | 0 |
| Jenkins, J.R. | 2 | 2 | 0 | 0 | 0 | 0 |
| Perryman, Ray | 2 | 1 | 1 | 0 | 0 | 0 |
| Hartwell, Ed | 1 | 0 | 1 | 0 | 0 | 0 |
| Jones, Terry | 1 | 0 | 1 | 0 | 0 | 0 |
| Zastudil, Dave | 1 | 1 | 0 | 0 | 0 | 0 |
| Gash, Sam | 0 | 0 | 0 | 0 | 1 | 0 |

TOP THREE

| SOLO | SACKS | FF | FR | PD |
|-----------------|--------------------|------------------|------------------|--------------------|
| 125 Ed Hartwell | 7.0 Peter Boulware | 3 Adalius Thomas | 1 Peter Boulware | 24 Chris McAlister |
| 75 Gary Baxter | 3.5 Anthony Weaver | 2 Riddick Parker | 1 Ray Lewis | 20 Gary Baxter |
| 69 Ed Reed | 3.0 2 players tied | | 1 Adalius Thomas | 13 Ed Reed |

USUAL STARTERS

OFFENSE

| | |
|-------|------------------|
| WR 89 | Travis Taylor |
| LT 75 | Jonathan Ogden |
| LG 64 | Edwin Mulitalo |
| C 62 | Mike Flynn |
| RG 66 | Bennie Anderson |
| RT 77 | Ethan Brooks |
| TE 86 | Todd Heap |
| WR 80 | Brandon Stokley* |
| QB 81 | Randy Hymes |
| QB 7 | Chris Redman |
| RB 11 | Jeff Blake |
| RB 31 | Jamal Lewis |
| FB 39 | Alan Ricard |

DEFENSE

| | |
|---------|------------------|
| DE 98 | Anthony Weaver |
| DT 97 | Kelly Gregg |
| DE 96 | Adalius Thomas |
| C 99 | Michael McCrary* |
| LOLB 90 | Cornell Brown |
| LILB 56 | Ed Hartwell |
| RILB 52 | Ray Lewis* |
| 51 | Bernardo Harris |
| ROLB 58 | Peter Boulware |
| LCB 21 | Chris McAlister |
| RCB 28 | Gary Baxter |
| SS 20 | Ed Reed |
| FS 47 | Will Demps |
| 42 | Anthony Mitchell |

*IR

COACHES

Brian Billick, Head Coach; **Matt Cavanaugh**, Offensive Coordinator; **Mike Nolan**, Defensive Coordinator; **Gary Zauner**, Special Teams Coordinator; **Mark Asanovich**, Assistant Strength and Conditioning; **Jim Colletto**, Offensive Line; **Jeff Friday**, Strength and Conditioning; **Wade Harman**, Tight Ends/Assistant Offensive Line; **Donnie Henderson**, Secondary; **Paul Ricci**, Assistant Strength and Conditioning; **Rex Ryan**, Defensive Line; **David Shaw**, Quarterbacks/Wide Receivers; **Matt Simon**, Running Backs; **Mike Smith**, Linebackers; **Bennie Thompson**, Special Teams Assistant; **Phil Zacharias**, Defensive Assistant/Defensive Line

RAVENS HONOR ROLL

Pro Bowl: LB Peter Boulware (2nd team); TE Todd Heap (2nd team); OT Jonathan Ogden (starter)
All-Pro: OT Jonathan Ogden (AP-1st team, PFW, FD-2nd team, TSN)
Comeback Player of the Year: RB Jamal Lewis (FD)
All-Rookie Team: S Ed Reed (PFW), P Dave Zastudil (PFW)
Ravens Nest Lineman of Year: DE Adalius Thomas
Ravens Roost Extra Effort Award: LB Edgerton Hartwell
Ravens Roost Unsung Hero: NT Kelly Gregg
Ed Block Courage Award: OT Ethan Brooks

SEASON TRENDS

| | | | |
|-----------------------------|-----|---------------------------------------|-----|
| Record | 7-9 | When Scoring First | 5-2 |
| vs. AFC North | 3-3 | When Not Scoring First | 2-7 |
| vs. AFC | 7-5 | Positive or Even Turnover Ratio | 7-1 |
| vs. NFC | 0-4 | Negative Turnover Ratio | 0-8 |
| Home | 4-4 | Winning Penalty Ratio | 5-3 |
| Away | 3-5 | Losing Penalty Ratio | 1-5 |
| On Grass | 7-7 | Overtime | 0-0 |
| Artificial Turf | 0-2 | Preseason | 2-2 |
| Outdoors | 7-7 | With a 100-Yard Rusher | 4-1 |
| Indoors | 0-2 | With a 100-Yard Receiver | 1-1 |
| Leading at Halftime | 5-1 | Without a 100-yard Rusher | 3-8 |
| Trailing at Halftime | 1-8 | Without a 100-yard Receiver | 6-8 |
| Tied at Halftime | 1-0 | When Allowing a 100-Yard Rusher | 2-3 |
| Tied After 3 Quarters | 0-1 | When Not Allowing a 100-Yard Rusher | 5-6 |
| Leading After 3 Quarters | 6-2 | When Allowing a 100-Yard Receiver | 2-1 |
| Trailing After 3 Quarters | 1-6 | When Not Allowing a 100-Yard Receiver | 5-8 |
| Winning Coin Toss | 3-1 | With a 300-Yard Passer | 0-2 |
| Losing Coin Toss | 4-8 | Without a 300-Yard Passer | 7-7 |
| Decided by 7 Points or less | 4-5 | When Allowing a 300-Yard Passer | 2-1 |
| Decided by 3 Points or less | 1-5 | When Not Allowing a 300-Yard Passer | 5-8 |

2003 STATISTICS

DEFENSIVE

FROM COACHES VIDEO

| PLAYER | TT | SOLO | AS | SACKS | YDS | INT | PD | FF | FR |
|-------------------|-----|------|----|-------|------|-----|----|----|----|
| Lewis, Ray | 225 | 160 | 65 | 1.5 | 11 | 6 | 13 | 2 | 2 |
| Hartwell, Ed | 140 | 89 | 51 | 3 | 20.5 | 1 | 5 | 2 | 0 |
| Baxter, Gary | 106 | 88 | 18 | 1 | 5 | 3 | 16 | 0 | 0 |
| Gregg, Kelly | 104 | 78 | 26 | 3 | 15 | 0 | 0 | 0 | 1 |
| Reed, Ed | 92 | 77 | 15 | 1 | 12 | 7 | 19 | 1 | 0 |
| Douglas, Marques | 89 | 62 | 27 | 4.5 | 32.5 | 0 | 3 | 1 | 0 |
| Boulware, Peter | 79 | 56 | 23 | 8.5 | 71 | 0 | 2 | 2 | 1 |
| Weaver, Anthony | 63 | 43 | 20 | 5 | 38 | 0 | 7 | 2 | 2 |
| Demps, Will | 59 | 41 | 18 | 0 | 0 | 2 | 11 | 1 | 0 |
| McAlister, Chris | 52 | 43 | 9 | 0 | 0 | 3 | 16 | 0 | 0 |
| Fuller, Corey | 41 | 37 | 4 | 0 | 0 | 0 | 8 | 0 | 0 |
| Thomas, Adalius | 34 | 26 | 8 | 4 | 21 | 0 | 8 | 1 | 0 |
| Williams, Chad | 34 | 27 | 7 | 1 | 7 | 1 | 8 | 1 | 0 |
| Brown, Cornell | 33 | 19 | 14 | 1 | 5 | 0 | 3 | 0 | 0 |
| Suggs, Terrell | 33 | 26 | 7 | 12 | 97 | 1 | 3 | 6 | 4 |
| Kemoatu, Maake | 24 | 14 | 10 | 1 | 7 | 0 | 1 | 0 | 0 |
| Knight, Tom | 18 | 17 | 1 | 0.5 | 5 | 0 | 1 | 0 | 1 |
| Johnson, Jarret | 18 | 9 | 9 | 0 | 0 | 0 | 1 | 0 | 0 |
| Parker, Riddick | 12 | 8 | 4 | 0 | 0 | 0 | 0 | 0 | 0 |
| Scott, Bart | 9 | 7 | 2 | 0 | 0 | 0 | 0 | 0 | 1 |
| Walls, Ray | 5 | 5 | 0 | 0 | 0 | 0 | 2 | 0 | 0 |
| Brightful, Lamont | 2 | 2 | 0 | 0 | 0 | 0 | 0 | 0 | 0 |
| Franklin, Aubrayo | 1 | 1 | 0 | 0 | 0 | 0 | 0 | 0 | 0 |

SPECIAL TEAMS

FROM COACHES VIDEO

| PLAYER | TT | SOLO | AS | FF | FR | BK |
|-------------------|----|------|----|----|----|----|
| Thomas, Adalius | 23 | 17 | 6 | 1 | 0 | 1 |
| Scott, Bart | 19 | 12 | 7 | 0 | 0 | 0 |
| Sapp, Gerome | 16 | 9 | 7 | 0 | 1 | 0 |
| Walls, Ray | 12 | 9 | 3 | 0 | 0 | 0 |
| Jones, John | 11 | 8 | 3 | 0 | 0 | 0 |
| Smith, Musa | 10 | 8 | 2 | 0 | 0 | 0 |
| Demps, Will | 9 | 8 | 1 | 0 | 0 | 0 |
| Morrow, Harold | 9 | 5 | 4 | 0 | 0 | 0 |
| Taylor, Chester | 8 | 8 | 0 | 0 | 1 | 0 |
| Brown, Cornell | 8 | 5 | 3 | 0 | 0 | 0 |
| Williams, Chad | 6 | 4 | 2 | 0 | 2 | 0 |
| Brightful, Lamont | 5 | 3 | 2 | 0 | 1 | 0 |
| Maese, Joe | 5 | 3 | 2 | 0 | 1 | 0 |
| Mughelli, Ovie | 5 | 5 | 0 | 0 | 0 | 0 |
| Jones, Terry | 3 | 3 | 0 | 1 | 0 | 0 |
| Johnson, Ron | 2 | 1 | 1 | 0 | 0 | 0 |
| Slaughter, TJ | 2 | 1 | 0 | 0 | 0 | 0 |
| Fuller, Corey | 1 | 1 | 0 | 0 | 0 | 0 |
| Ricard, Alan | 1 | 1 | 0 | 0 | 0 | 0 |
| Zastudil, Dave | 1 | 0 | 0 | 0 | 0 | 0 |
| Ogden, Jonathan | 0 | 0 | 0 | 0 | 1 | 0 |
| Reed, Ed | 0 | 0 | 0 | 0 | 0 | 2 |

TOP THREE

| SOLO | SACKS | FF | FR | PD |
|----------------|--------------------|------------------|------------------|--------------------|
| 160 Ray Lewis | 12.0 Terrell Suggs | 6 Adalius Thomas | 4 Terrell Suggs | 19 Ed Reed |
| 89 Ed Hartwell | 8.5 Peter Boulware | 3 Peter Boulware | 2 Ray Lewis | 16 Gary Baxter |
| 88 Gary Baxter | 5.0 Anthony Weaver | 2 3 players tied | 2 Anthony Weaver | 16 Chris McAlister |

USUAL STARTERS

| OFFENSE | DEFENSE |
|-----------------------|-------------------------|
| WR 89 Travis Taylor | DE 98 Anthony Weaver |
| TE 82 Terry Jones | NT 97 Kelly Gregg |
| LT 75 Jonathan Ogden | DE 94 Marques Douglas |
| LG 64 Edwin Mulitalo | LOLB 96 Adalius Thomas* |
| C 62 Mike Flynn | 90 Cornell Brown |
| RG 66 Bennie Anderson | LILB 56 Ed Hartwell |
| RT 77 Orlando Brown | RILB 52 Ray Lewis |
| TE 86 Todd Heap | ROLB 58 Peter Boulware |
| QB 8 Kyle Boller | LCB 21 Chris McAlister |
| 2 Anthony Wright | RCB 26 Corey Fuller |
| RB 31 Jamal Lewis | 28 Gary Baxter |
| FB 39 Alan Ricard | SS 20 Ed Reed |
| *IR | FS 28 Gary Baxter |
| | 47 Will Demps |

COACHES

Brian Billick, Head Coach; **Matt Cavanaugh**, Offensive Coordinator; **Mike Nolan**, Defensive Coordinator; **Gary Zauner**, Special Teams Coordinator; **Jim Colletto**, Offensive Line; **Jeff Friday**, Strength and Conditioning; **Wade Harman**, Tight Ends/Offensive Line; **Donnie Henderson**, Secondary; **Mike Pettine**, Coaching Assistant/Quality Control; **Paul Ricci**, Assistant Strength and Conditioning; **Rex Ryan**, Defensive Line; **David Shaw**, Quarterbacks/Wide Receivers; **Matt Simon**, Running Backs; **Mike Singletary**, Linebackers; **Bennie Thompson**, Special Teams Assistant; **Dennis Thurman**, Assistant Defensive Backs; **Phil Zacharias**, Defensive Assistant/Outside Linebackers

RAVENS HONOR ROLL

AP Offensive Player of the Year: RB Jamal Lewis
AP Defensive Player of the Year: LB Ray Lewis
AP Defensive Rookie of the Year: LB Terrell Suggs
Pro Bowl: LB Peter Boulware (2nd team), TE Todd Heap (2nd team), RB Jamal Lewis (starter), LB Ray Lewis (starter), CB Chris McAlister (starter), T Jonathan Ogden (starter), S Ed Reed (starter), LB Adalius Thomas (ST)
All-Pro: LB Peter Boulware (FD-2nd team), TE Todd Heap (AP-2nd team, FD-2nd team), RB Jamal Lewis (AP-1st team, FD-1st team, PFW, TSN), LB Ray Lewis (AP-1st team, FD-1st team, PFW, SI, TSN), CB Chris McAlister (AP-1st team, FD-1st team, PFW), T Jonathan Ogden (AP-1st team, PFW, FD-1st team, SI, TSN), S Ed Reed (AP-2nd team, FD-2nd team, SI, TSN)
Pro Football Weekly Most Valuable Player: RB Jamal Lewis
Pro Football Weekly Defensive Most Valuable Player: LB Ray Lewis
Pro Football Weekly Defensive Rookie of the Year: LB Terrell Suggs
Pro Football Weekly All-Rookie Team: LB Terrell Suggs
Pro Football Weekly All-AFC: RB Jamal Lewis, T Jonathan Ogden, LB Ray Lewis, S Ed Reed, LB Adalius Thomas (ST)
Football Digest Defensive Player of the Year: LB Ray Lewis
Football Digest Assistant Coach of the Year: Defensive Coordinator Mike Nolan
Ravens Nest Lineman of the Year: DE Anthony Weaver
Ravens Roost Extra Effort Award: NT Kelly Gregg
Ravens Roost Unsung Hero: LB Edgerton Hartwell
Ed Block Courage Award: DE Marques Douglas

SEASON TRENDS

| | | | |
|-----------------------------|------|---------------------------------------|------|
| Record | 10-6 | When Scoring First | 5-1 |
| vs. AFC North | 4-2 | When Not Scoring First | 5-5 |
| vs. AFC | 7-5 | Positive or Even Turnover Ratio | 10-0 |
| vs. NFC | 3-1 | Negative Turnover Ratio | 0-6 |
| Home | 7-1 | Winning Penalty Ratio | 5-4 |
| Away | 3-5 | Losing Penalty Ratio | 5-2 |
| On Grass | 3-4 | Overtime | 1-1 |
| Artificial Turf | 7-2 | Preseason | 1-3 |
| Outdoors | 10-5 | With a 100-Yard Rusher | 8-4 |
| Indoors | 0-1 | With a 100-Yard Receiver | 2-1 |
| Leading at Halftime | 9-0 | Without a 100-yard Rusher | 2-2 |
| Trailing at Halftime | 1-5 | Without a 100-yard Receiver | 8-5 |
| Tied at Halftime | 0-1 | When Allowing a 100-Yard Rusher | 1-1 |
| Tied After 3 Quarters | 0-1 | When Not Allowing a 100-Yard Rusher | 9-5 |
| Leading After 3 Quarters | 8-1 | When Allowing a 100-Yard Receiver | 1-2 |
| Trailing After 3 Quarters | 2-5 | When Not Allowing a 100-Yard Receiver | 9-4 |
| Winning Coin Toss | 4-4 | With a 300-Yard Passer | 1-1 |
| Losing Coin Toss | 6-2 | Without a 300-Yard Passer | 9-5 |
| Decided by 7 Points or less | 3-2 | When Allowing a 300-Yard Passer | 1-1 |
| Decided by 3 Points or less | 2-1 | When Not Allowing a 300-Yard Passer | 9-5 |

2003 POSTSEASON STATISTICS

RESULTS AND ATTENDANCE

WON 0, LOST 1
01/03 L 17-20 Tennessee 69,452

TEAM STATISTICS

| | RAVENS | OPPONENT |
|--------------------------|---------------|---------------|
| TOTAL FIRST DOWNS | 12 | 16 |
| Rushing | 1 | 10 |
| Passing | 11 | 6 |
| Penalty | 0 | 0 |
| 3rd Down: Made/Att | 3/12 | 6/15 |
| 3rd Down Pct. | 25.0 | 40.0 |
| 4th Down: Made/Att | 0/0 | 0/0 |
| 4th Down Pct. | 0.0 | 0.0 |
| POSSESSION AVG. | 24:52 | 35:08 |
| TOTAL NET YARDS | 255 | 324 |
| Avg. Per Game | 255.0 | 324.0 |
| Total Plays | 55 | 63 |
| Avg. Per Play | 4.6 | 5.1 |
| NET YARDS RUSHING | 54 | 165 |
| Avg. Per Game | 54.0 | 165.0 |
| Total Rushes | 16 | 40 |
| NET YARDS PASSING | 201 | 159 |
| Avg. Per Game | 201.0 | 159.0 |
| Sacked/Yards Lost | 2/13 | 0/0 |
| Gross Yards | 214 | 159 |
| Att./Completions | 37/20 | 23/14 |
| Completion Pct. | 54.1 | 60.9 |
| Had Intercepted | 2 | 3 |
| PUNTS/AVERAGE | 8/48.8 | 6/44.7 |
| NET PUNTING AVG. | 8/40.0 | 6/44.3 |
| PENALTIES/YARDS | 8/70 | 6/55 |
| FUMBLES/BALL LOST | 1/0 | 0/0 |
| TOUCHDOWNS | 2 | 2 |
| Rushing | 0 | 1 |
| Passing | 1 | 1 |
| Returns | 1 | 0 |

| SCORE BY PERIODS | 1 | 2 | 3 | 4 | OT | PTS |
|------------------|---|---|---|---|----|-----|
| RAVENS | 7 | 3 | 0 | 7 | 0 | 17 |
| Opponents | 7 | 0 | 7 | 6 | 0 | 20 |

| SCORING | TD | RU | PA | RT | K/PAT | FG | S | PTS |
|------------------|----------|----------|----------|----------|------------|------------|----------|-----------|
| Demps | 1 | 0 | 0 | 1 | | | | 6 |
| Heap | 1 | 0 | 1 | 0 | | | | 6 |
| Stover | 0 | 0 | 0 | 0 | 2/2 | 1/1 | | 5 |
| RAVENS | 2 | 0 | 1 | 1 | 2/2 | 1/1 | 0 | 17 |
| Opponents | 2 | 1 | 1 | 0 | 2/2 | 2/2 | 0 | 20 |

2-PT. CONVERSIONS: RAVENS 0-0; Opponents 0-0

SACKS: RAVENS 0.0, Opponents 2.0

| PASSING | ATT | COMP | YARDS | COMP% | YDS/ATT | TD | TD% | INT | INT% | LG | SACK/LOST | RATING |
|------------------|-----------|-----------|------------|-------------|-------------|----------|------------|----------|-------------|------------|-------------|-------------|
| Wright | 37 | 20 | 214 | 54.1 | 5.78 | 1 | 2.7 | 2 | 5.4 | 35t | 2/13 | 57.7 |
| RAVENS | 37 | 20 | 214 | 54.1 | 5.78 | 1 | 2.7 | 2 | 5.4 | 35t | 2/13 | 57.7 |
| Opponents | 23 | 14 | 159 | 60.9 | 6.91 | 1 | 4.3 | 3 | 13.0 | 49t | 0/0 | 56.5 |

RUSHING

| | NO | YDS | AVG | LG | TD |
|------------------|-----------|------------|------------|-----------|----------|
| J. Lewis | 14 | 35 | 2.5 | 8 | 0 |
| Wright | 2 | 19 | 9.5 | 11 | 0 |
| RAVENS | 16 | 54 | 3.4 | 11 | 0 |
| Opponents | 40 | 165 | 4.1 | 16 | 1 |

RECEIVING

| | NO | YDS | AVG | LG | TD |
|------------------|-----------|------------|-------------|------------|----------|
| T. Taylor | 7 | 82 | 11.7 | 30 | 0 |
| Heap | 6 | 80 | 13.3 | 35t | 1 |
| C. Taylor | 2 | 19 | 9.5 | 16 | 0 |
| T. Jones | 2 | 16 | 8.0 | 9 | 0 |
| J. Lewis | 2 | 4 | 2.0 | 6 | 0 |
| Robinson | 1 | 13 | 13.0 | 13 | 0 |
| RAVENS | 20 | 214 | 10.7 | 35t | 1 |
| Opponents | 14 | 159 | 11.4 | 49t | 1 |

INTERCEPTIONS

| | NO | YDS | AVG | LG | TD |
|------------------|----------|-----------|-------------|------------|----------|
| Demps | 1 | 56 | 56.0 | 56t | 1 |
| Reed | 1 | 23 | 23.0 | 23 | 0 |
| McAlister | 1 | 0 | 0.0 | 0 | 0 |
| RAVENS | 3 | 79 | 26.3 | 56t | 1 |
| Opponents | 2 | 1 | 0.5 | 1 | 0 |

PUNTING

| | NO | YDS | AVG | TB | IN | LG | BLK |
|------------------|----------|------------|-------------|----------|----------|-----------|----------|
| Zastudil | 8 | 390 | 48.8 | 0 | 0 | 56 | 0 |
| RAVENS | 8 | 390 | 48.8 | 0 | 0 | 56 | 0 |
| Opponents | 6 | 268 | 44.7 | 0 | 4 | 63 | 0 |

PUNT RETURNS

| | RET | FC | YDS | AVG | LG | TD |
|------------------|----------|----------|-----------|-------------|-----------|----------|
| Brightful | 2 | 2 | 2 | 1.0 | 2 | 0 |
| RAVENS | 2 | 2 | 2 | 1.0 | 2 | 0 |
| Opponents | 6 | 1 | 70 | 11.7 | 17 | 0 |

KICKOFF RETURNS

| | NO | YDS | AVG | LG | TD |
|------------------|----------|-----------|-------------|-----------|----------|
| Brightful | 2 | 34 | 17.0 | 26 | 0 |
| C. Taylor | 2 | 45 | 22.5 | 26 | 0 |
| RAVENS | 4 | 79 | 19.8 | 26 | 0 |
| Opponents | 4 | 61 | 15.3 | 24 | 0 |

FIELD GOALS

| | 1-19 | 20-29 | 30-39 | 40-49 | 50+ |
|------------------|------------|------------|------------|------------|------------|
| Stover | 0/0 | 0/0 | 0/0 | 1/1 | 0/0 |
| RAVENS | 0/0 | 0/0 | 0/0 | 1/1 | 0/0 |
| Opponents | 0/0 | 0/0 | 0/0 | 2/2 | 0/0 |

Stover: (43G)

Opponents: (45G,46G)

DEFENSIVE

FROM COACHES VIDEO

| PLAYER | TT | SOLO | AS | SACKS | YDS | INT | PD | FF | FR |
|------------------|----|------|----|-------|-----|-----|----|----|----|
| Lewis, Ray | 18 | 12 | 6 | 0 | 0 | 0 | 0 | 0 | 0 |
| Douglas, Marques | 10 | 7 | 3 | 0 | 0 | 0 | 0 | 0 | 0 |
| Hartwell, Ed | 10 | 7 | 3 | 0 | 0 | 0 | 0 | 0 | 0 |
| Demps, Will | 8 | 7 | 1 | 0 | 0 | 1 | 1 | 0 | 0 |
| Gregg, Kelly | 6 | 2 | 4 | 0 | 0 | 0 | 0 | 0 | 0 |
| Weaver, Anthony | 6 | 5 | 1 | 0 | 0 | 0 | 0 | 0 | 0 |
| Baxter, Gary | 5 | 5 | 0 | 0 | 0 | 0 | 0 | 0 | 0 |
| McAlister, Chris | 3 | 3 | 0 | 0 | 0 | 1 | 2 | 0 | 0 |
| Parker, Riddick | 3 | 3 | 0 | 0 | 0 | 0 | 0 | 0 | 0 |
| Reed, Ed | 3 | 3 | 0 | 0 | 0 | 1 | 2 | 0 | 0 |
| Brown, Cornell | 2 | 2 | 0 | 0 | 0 | 0 | 0 | 0 | 0 |
| Kemoeatu, Maake | 2 | 2 | 0 | 0 | 0 | 0 | 0 | 0 | 0 |
| Suggs, Terrell | 2 | 1 | 1 | 0 | 0 | 0 | 0 | 0 | 0 |
| Johnson, Jarret | 1 | 0 | 1 | 0 | 0 | 0 | 0 | 0 | 0 |
| Knight, Tom | 1 | 1 | 0 | 0 | 0 | 0 | 0 | 0 | 0 |
| Williams, Chad | 1 | 1 | 0 | 0 | 0 | 0 | 0 | 0 | 0 |

SPECIAL TEAMS

FROM COACHES VIDEO

| PLAYER | TT | SOLO | AS | FF | FR | BK |
|-------------------|----|------|----|----|----|----|
| Smith, Musa | 4 | 2 | 2 | 0 | 0 | 0 |
| Morrow, Harold | 3 | 1 | 2 | 0 | 0 | 0 |
| Brightful, Lamont | 1 | 1 | 0 | 0 | 0 | 0 |
| Brown, Cornell | 1 | 1 | 0 | 0 | 0 | 0 |
| Demps, Will | 1 | 1 | 0 | 0 | 0 | 0 |
| Jones, Terry | 1 | 1 | 0 | 0 | 0 | 0 |
| Knight, Tom | 1 | 1 | 0 | 0 | 0 | 0 |
| Maese, Joe | 1 | 1 | 0 | 0 | 0 | 0 |
| Mughelli, Ovie | 1 | 1 | 0 | 0 | 0 | 0 |
| Scott, Bart | 1 | 1 | 0 | 0 | 0 | 0 |
| Franklin, Aubrayo | 1 | 1 | 0 | 0 | 0 | 0 |

2004 STATISTICS

RESULTS AND ATTENDANCE

WON 9, LOST 7

| | | | | |
|--------|---|------------|------------------|--------|
| 09/12 | L | 3-20 | at Cleveland | 73,068 |
| 09/19 | W | 30-13 | Pittsburgh | 69,859 |
| 09/26 | W | 23-9 | at Cincinnati | 65,575 |
| 10/04 | L | 24-27 | Kansas City | 69,827 |
| 10/10 | W | 17-10 | at Washington | 90,287 |
| 10/17 | | | Bye Week | |
| 10/24 | W | 20-6 | Buffalo | 69,809 |
| 10/31 | L | 10-15 | at Philadelphia | 67,715 |
| 11/07 | W | 27-13 | Cleveland | 69,781 |
| 11/14 | W | 20-17 (OT) | at New York Jets | 77,826 |
| 11/21 | W | 30-10 | Dallas | 69,924 |
| 11/28 | L | 3-24 | at New England | 68,756 |
| 12/05 | L | 26-27 | Cincinnati | 69,695 |
| 12/12 | W | 37-14 | New York Giants | 69,856 |
| 12/19 | L | 10-20 | at Indianapolis | 57,240 |
| 12/26 | L | 7-20 | at Pittsburgh | 64,227 |
| 1/2/05 | W | 30-23 | Miami | 69,843 |

TEAM STATISTICS

TOTAL FIRST DOWNS

| | | |
|--------------------|--------|--------|
| Rushing | 103 | 88 |
| Passing | 135 | 158 |
| Penalty | 22 | 27 |
| 3rd Down: Made/Att | 81/231 | 75/218 |
| 3rd Down Pct. | 35.1 | 34.4 |
| 4th Down: Made/Att | 4/15 | 2/8 |
| 4th Down Pct. | 26.7 | 25.0 |

POSSESSION AVG.

| | | |
|------------------------|--------------|--------------|
| RAVENS | 29:36 | 30:24 |
| TOTAL NET YARDS | 4375 | 4803 |
| Avg. Per Game | 273.4 | 300.2 |
| Total Plays | 991 | 1009 |
| Avg. Per Play | 4.4 | 4.8 |

NET YARDS RUSHING

| | | |
|---------------|-------------|-------------|
| RAVENS | 1681 | 1681 |
| Avg. Per Game | 128.9 | 105.1 |
| Total Rushes | 491 | 469 |

NET YARDS PASSING

| | | |
|-------------------|-------------|-------------|
| RAVENS | 2312 | 3122 |
| Avg. Per Game | 144.5 | 195.1 |
| Sacked/Yards Lost | 35/247 | 39/264 |
| Gross Yards | 2559 | 3386 |
| Att./Completions | 465/258 | 501/276 |
| Completion Pct. | 55.5 | 55.1 |
| Had Intercepted | 11 | 21 |

PUNTS/AVERAGE

| | | |
|-------------------------|----------------|----------------|
| RAVENS | 97/40.6 | 94/40.1 |
| NET PUNTING AVG. | 97/34.6 | 94/33.1 |

PENALTIES/YARDS

| | | |
|---------------|---------------|----------------|
| RAVENS | 94/894 | 101/798 |
|---------------|---------------|----------------|

FUMBLES/BALL LOST

| | | |
|---------------|--------------|--------------|
| RAVENS | 26/12 | 23/13 |
|---------------|--------------|--------------|

TOUCHDOWNS

| | | |
|---------|----|----|
| Rushing | 11 | 9 |
| Passing | 13 | 14 |
| Returns | 9 | 4 |

SCORE BY PERIODS

| | | | | | | |
|------------------|-----------|-----------|-----------|------------|-----------|------------|
| | 1 | 2 | 3 | 4 | OT | PTS |
| RAVENS | 63 | 89 | 75 | 87 | 3 | 317 |
| OPPONENTS | 46 | 59 | 57 | 106 | 0 | 268 |

SCORING

| TD | RU | PA | RT | K/PAT | FG | S | PTS | |
|------------------|-----------|-----------|-----------|----------|--------------|--------------|----------|------------|
| Stover | 0 | 0 | 0 | 30/30 | 29/32 | 0 | 117 | |
| J. Lewis | 7 | 7 | 0 | 0 | 0 | 0 | 42 | |
| Moore | 4 | 0 | 4 | 0 | 0 | 0 | 26 | |
| Heap | 3 | 0 | 3 | 0 | 0 | 0 | 18 | |
| Sams | 3 | 1 | 0 | 2 | 0 | 0 | 18 | |
| Hymes | 2 | 0 | 2 | 0 | 0 | 0 | 12 | |
| McAlister | 2 | 0 | 0 | 2 | 0 | 0 | 12 | |
| Reed | 2 | 0 | 0 | 2 | 0 | 0 | 12 | |
| C. Taylor | 2 | 2 | 0 | 0 | 0 | 0 | 12 | |
| Boller | 1 | 1 | 0 | 0 | 0 | 0 | 6 | |
| Dinkins | 1 | 0 | 1 | 0 | 0 | 0 | 6 | |
| J. Johnson | 1 | 0 | 0 | 1 | 0 | 0 | 6 | |
| K. Johnson | 1 | 0 | 1 | 0 | 0 | 0 | 6 | |
| Jones | 1 | 0 | 1 | 0 | 0 | 0 | 6 | |
| Sanders | 1 | 0 | 0 | 1 | 0 | 0 | 6 | |
| Wilcox | 1 | 0 | 1 | 0 | 0 | 0 | 6 | |
| Williams | 1 | 0 | 0 | 1 | 0 | 0 | 6 | |
| RAVENS | 33 | 11 | 13 | 9 | 30/30 | 29/32 | 0 | 317 |
| Opponents | 27 | 9 | 14 | 4 | 24/24 | 26/31 | 1 | 268 |

2-PT. CONVERSIONS: Moore, RAVENS 1-3, Opponents 1-3

SACKS: Suggs 10.5, Thomas 8.0, Douglas 5.5, Weaver 4.0, Demps 2.5, Baxter 2.0, Reed 2.0, Williams 2.0, Gregg 1.5, R. Lewis 1.0, **RAVENS 39.0, Opponents 35.0**

PASSING

| ATT | COMP | YARDS | COMP% | YDS/ATT | |
|------------------|------------|------------|-------------|-------------|-------------|
| Boller | 464 | 258 | 2559 | 55.6 | 5.52 |
| Hymes | 1 | 0 | 0 | 0.0 | 0.00 |
| RAVENS | 465 | 258 | 2559 | 55.5 | 5.50 |
| Opponents | 501 | 276 | 3386 | 55.1 | 6.76 |

RUSHING

| NO | YDS | AVG | LG | TD | |
|------------|-----|------|-------|-----|---|
| J. Lewis | 235 | 1006 | 4.3 | 75t | 7 |
| C. Taylor | 160 | 714 | 4.5 | 47 | 2 |
| Boller | 53 | 189 | 3.6 | 19 | 1 |
| White | 27 | 82 | 3.0 | 16 | 0 |
| White | 14 | 62 | 4.4 | 16 | 0 |
| M. Smith | 12 | 48 | 4.0 | 13 | 0 |
| Ricard | 10 | 36 | 3.6 | 14 | 0 |
| Sams | 4 | 19 | 4.8 | 8 | 1 |
| K. Johnson | 1 | 0 | 0.0 | 0 | 0 |
| Stewart | 1 | -1 | -1.0 | -1 | 0 |
| Sanders | 1 | -10 | -10.0 | -10 | 0 |

RAVENS

491 2063 4.2 75t 11

Opponents

469 1681 3.6 35t 9

RECEIVING

| NO | YDS | AVG | LG | TD | |
|------------|-----|-----|------|-----|---|
| K. Johnson | 35 | 373 | 10.7 | 35 | 1 |
| T. Taylor | 34 | 421 | 12.4 | 47 | 0 |
| C. Taylor | 30 | 184 | 6.1 | 23 | 0 |
| Heap | 27 | 303 | 11.2 | 37 | 3 |
| Hymes | 26 | 323 | 12.4 | 57t | 2 |
| Wilcox | 25 | 219 | 8.8 | 20 | 1 |
| Moore | 24 | 293 | 12.2 | 52 | 4 |
| Jones | 20 | 152 | 7.6 | 19 | 1 |
| Ricard | 11 | 39 | 3.5 | 8 | 0 |
| J. Lewis | 10 | 116 | 11.6 | 46 | 0 |
| Dinkins | 9 | 94 | 10.4 | 18 | 1 |
| White | 6 | 21 | 3.5 | 12 | 0 |
| White | 2 | 4 | 2.0 | 6 | 0 |
| M. Smith | 2 | 31 | 15.5 | 25 | 0 |
| Darling | 2 | 5 | 2.5 | 4 | 0 |
| Sams | 1 | 2 | 2.0 | 2 | 0 |

RAVENS

258 2559 9.9 57t 13

Opponents

276 3386 12.3 76t 14

INTERCEPTIONS

| NO | YDS | AVG | LG | TD | |
|------------------|-----------|------------|-------------|-------------|----------|
| Reed | 9 | 358 | 39.8 | 106t | 1 |
| Williams | 3 | 156 | 52.0 | 94 | 1 |
| Sanders | 3 | 87 | 29.0 | 48t | 1 |
| McAlister | 1 | 51 | 51.0 | 51t | 1 |
| Baxter | 1 | 33 | 33.0 | 33 | 0 |
| Thomas | 1 | 8 | 8.0 | 8 | 0 |
| J. Johnson | 1 | 6 | 6.0 | 6t | 1 |
| Weaver | 1 | 1 | 1.0 | 1 | 0 |
| Demps | 1 | 0 | 0.0 | 0 | 0 |
| RAVENS | 21 | 700 | 33.3 | 106t | 5 |
| Opponents | 11 | 172 | 15.6 | 71 | 0 |

PUNTING

| NO | YDS | AVG | NET | TB | IN | LG | BLK | |
|------------------|-----------|-------------|-------------|-------------|-----------|-----------|-----------|----------|
| Zastudil | 73 | 2948 | 40.4 | 34.6 | 12 | 26 | 61 | 0 |
| Murphy | 18 | 777 | 43.2 | 36.6 | 2 | 6 | 54 | 0 |
| Stewart | 5 | 177 | 35.4 | 31.2 | 0 | 2 | 42 | 0 |
| Stover | 1 | 33 | 33.0 | 13.0 | 1 | 0 | 33 | 0 |
| RAVENS | 97 | 3935 | 40.6 | 34.6 | 15 | 34 | 61 | 0 |
| Opponents | 94 | 3767 | 40.1 | 33.1 | 2 | 24 | 59 | 0 |

PUNT RETURNS

| RET | FC | YDS | AVG | LG | TD | |
|------------------|-----------|-----------|------------|-------------|------------|----------|
| Sams | 55 | 12 | 57.5 | 10.5 | 78t | 2 |
| Sanders | 5 | 0 | 41 | 8.2 | 23 | 0 |
| RAVENS | 60 | 12 | 616 | 10.3 | 78t | 2 |
| Opponents | 36 | 21 | 281 | 7.8 | 18 | 0 |

KICKOFF RETURNS

| NO | YDS | AVG | LG | TD | |
|------------------|-----------|-------------|-------------|------------|----------|
| Sams | 59 | 1251 | 21.2 | 64 | 0 |
| White | 4 | 99 | 24.8 | 44 | 0 |
| Dinkins | 1 | 7 | 7.0 | 7 | 0 |
| J. Johnson | 1 | 6 | 6.0 | 6 | 0 |
| RAVENS | 61 | 1264 | 20.7 | 64 | 0 |
| Opponents | 65 | 1509 | 23.2 | 95t | 2 |

FIELD GOALS

| 1-19 | 20-29 | 30-39 | 40-49 | 50+ | |
|------------------|------------|--------------|------------|-------------|------------|
| Stover | 2/2 | 9/9 | 7/8 | 9/10 | 2/3 |
| RAVENS | 2/2 | 9/9 | 7/8 | 9/10 | 2/3 |
| Opponents | 1/1 | 13/13 | 3/4 | 8/10 | 1/3 |

Stover: (42G)(35G,27G,34G)(21G)(50G)(33G)(24G,50N,19G)(44G)(44G,39G,43G,36G)(24G,42G)(50G)(22G)(20G,22G,38G,45G)(46G,44G,27G)(42G,31B)(44N)(25G,19G,33G)

Opponents: (37G,25G)(48N)(29G,47G,26G)(42G,38G)(26G)(24G,21G)(20G,41G,43G)(50G,29G)(20G)(19G,41N)(28G,40G,48G)(53N,41G,24G)(/)(24G,33G,33N)(23G,40G)(53N)

PASSING

| ATT | COMP | YARDS | COMP% | YDS/ATT | TD | TD% | INT | INT% | LG | SACK/LOST | RATING | |
|------------------|------------|------------|-------------|-------------|-------------|-----------|------------|-----------|------------|------------|---------------|-------------|
| Boller | 464 | 258 | 2559 | 55.6 | 5.52 | 13 | 2.8 | 11 | 2.4 | 57t | 35/247 | 70.9 |
| Hymes | 1 | 0 | 0 | 0.0 | 0.00 | 0 | 0.0 | 0 | 0.0 | 0 | 0/0 | 39.6 |
| RAVENS | 465 | 258 | 2559 | 55.5 | 5.50 | 13 | 2.8 | 11 | 2.4 | 57t | 35/247 | 70.7 |
| Opponents | 501 | 276 | 3386 | 55.1 | 6.76 | 14 | 2.8 | 21 | 4.2 | 76t | 39/264 | 68.0 |

2004 STATISTICS

DEFENSIVE

FROM COACHES VIDEO

| PLAYER | TT | SOLO | AS | SACKS | YDS | INT | YDS | PD | FF | FR |
|-------------------|-------------|------------|------------|-------------|--------------|-----------|------------|-----------|-----------|-----------|
| Lewis, Ray | 200 | 122 | 78 | 1 | 9 | 0 | 0 | 3 | 1 | 2 |
| Hartwell, Ed | 141 | 83 | 58 | 0 | 0 | 0 | 0 | 0 | 1 | 0 |
| Douglas, Marques | 92 | 47 | 45 | 5.5 | 37.5 | 0 | 0 | 2 | 1 | 0 |
| Gregg, Kelly | 89 | 54 | 35 | 1.5 | 5.5 | 0 | 0 | 2 | 1 | 1 |
| Reed, Ed | 89 | 80 | 9 | 2 | 28 | 9 | 358 | 17 | 3 | 2 |
| Baxter, Gary | 86 | 78 | 8 | 2 | 8 | 1 | 33 | 14 | 2 | 0 |
| Demps, Will | 86 | 72 | 14 | 2.5 | 23.5 | 1 | 0 | 8 | 2 | 2 |
| Thomas, Adalius | 80 | 48 | 32 | 8 | 28 | 1 | 8 | 5 | 4 | 0 |
| Suggs, Terrell | 72 | 48 | 24 | 10.5 | 83.5 | 0 | 0 | 1 | 1 | 2 |
| Weaver, Anthony | 61 | 35 | 26 | 4 | 23 | 1 | 1 | 5 | 0 | 1 |
| Kemoatu, Maake | 48 | 27 | 21 | 0 | 0 | 0 | 0 | 0 | 0 | 0 |
| McAlister, Chris* | 44 | 38 | 6 | 0 | 0 | 1 | 51 | 8 | 0 | 2 |
| Williams, Chad | 32 | 31 | 1 | 2 | 18 | 3 | 158 | 6 | 0 | 0 |
| Johnson, Jarret | 30 | 17 | 13 | 0 | 0 | 1 | 6 | 1 | 0 | 1 |
| Fuller, Corey | 14 | 13 | 1 | 0 | 0 | 0 | 0 | 0 | 0 | 0 |
| Walls, Ray | 12 | 10 | 2 | 0 | 0 | 0 | 0 | 2 | 0 | 0 |
| Brown, Cornell | 10 | 6 | 4 | 0 | 0 | 0 | 0 | 0 | 0 | 0 |
| Sanders, Deion | 9 | 8 | 1 | 0 | 0 | 3 | 87 | 7 | 0 | 0 |
| Franklin, Aubrayo | 7 | 3 | 4 | 0 | 0 | 0 | 0 | 1 | 0 | 0 |
| Slaughter, T.J. | 7 | 4 | 3 | 0 | 0 | 0 | 0 | 0 | 0 | 0 |
| Scott, Bart | 5 | 3 | 2 | 0 | 0 | 0 | 0 | 0 | 0 | 0 |
| Edwards, Dwan | 4 | 1 | 3 | 0 | 0 | 0 | 0 | 0 | 0 | 0 |
| Green, Roderick | 1 | 1 | 0 | 0 | 0 | 0 | 0 | 0 | 0 | 0 |
| Totals | 1219 | 829 | 390 | 39.0 | 264.0 | 21 | 700 | 82 | 16 | 13 |

* McAlister recovered an Ed Reed fumble vs. Cin. (12/5) after Reed intercepted a pass

SPECIAL TEAMS

FROM COACHES VIDEO

| PLAYER | TT | SOLO | AS | FF | FR | BK |
|------------------|------------|------------|-----------|----------|----------|----------|
| Morrow, Harold | 21 | 15 | 6 | 0 | 0 | 0 |
| Scott, Bart | 17 | 10 | 7 | 0 | 1 | 0 |
| Thomas, Adalius | 16 | 15 | 1 | 0 | 0 | 0 |
| Williams, Chad | 14 | 10 | 4 | 0 | 0 | 0 |
| Brown, Cornell | 8 | 6 | 2 | 0 | 0 | 0 |
| Slaughter, T.J. | 8 | 7 | 1 | 1 | 0 | 0 |
| Smith, Musa | 8 | 8 | 0 | 0 | 0 | 0 |
| Wilcox, Daniel | 8 | 8 | 0 | 0 | 0 | 0 |
| Fuller, Corey | 7 | 5 | 2 | 0 | 0 | 0 |
| Taylor, Chester | 7 | 6 | 1 | 0 | 0 | 0 |
| Walls, Ray | 7 | 5 | 2 | 0 | 1 | 0 |
| Green, Rod | 5 | 4 | 1 | 0 | 0 | 0 |
| Demps, Will | 4 | 4 | 0 | 0 | 0 | 0 |
| Dinkins, Darnell | 3 | 2 | 1 | 0 | 0 | 0 |
| White, Jamal | 3 | 3 | 0 | 0 | 0 | 0 |
| Maese, Joe | 2 | 2 | 0 | 0 | 0 | 0 |
| Mughelli, Ovie | 2 | 2 | 0 | 0 | 0 | 0 |
| Sams, B.J. | 2 | 2 | 0 | 0 | 0 | 0 |
| Hartwell, Ed | 1 | 0 | 1 | 0 | 1 | 0 |
| Richey, Wade | 1 | 1 | 0 | 0 | 0 | 0 |
| Totals | 144 | 115 | 29 | 1 | 3 | 0 |

TOP THREE

| SOLO | SACKS | FF | FR | PD |
|----------------|---------------------|------------------|----------|----------------|
| 122 Ray Lewis | 10.5 Terrell Suggs | 4 Adalius Thomas | 2 5 tied | 17 Ed Reed |
| 83 Ed Hartwell | 8.0 Adalius Thomas | 3 Ed Reed | 1 3 tied | 14 Gary Baxter |
| 80 Ed Reed | 5.5 Marques Douglas | 2 2 tied | | 8 2 tied |

USUAL STARTERS

| OFFENSE | | DEFENSE | |
|-----------------------|---------------------------|---------|--|
| WR 89 Travis Taylor | DE 98 Anthony Weaver | | |
| LT 75 Jonathan Ogden | NT 97 Kelly Gregg | | |
| LG 64 Edwin Mulitalo | DE 94 Marques Douglas | | |
| C 62 Casey Rabach | LOLB 55 Terrell Suggs | | |
| RG 66 Bennie Anderson | LILB 56 Edgerton Hartwell | | |
| RT 78 Orlando Brown | RILB 52 Ray Lewis | | |
| TE 86 Todd Heap | ROLB 96 Adalius Thomas | | |
| 82 Terry Jones | LCB 21 Chris McAlister | | |
| WR 80 Randy Hymes | RCB 28 Gary Baxter | | |
| QB 7 Kyle Boller | SS 20 Ed Reed | | |
| RB 31 Jamal Lewis | FS 47 Will Demp | | |
| FB 39 Alan Ricard | | | |

COACHES

Brian Billick, Head Coach; **Matt Cavanaugh**, Offensive Coordinator; Mike Nolan, Defensive Coordinator; **Gary Zauner**, Special Teams Coordinator; **Jim Fassel**, Senior Consultant/Offense; **Jim Colletto**, Offensive Line; **Jedd Fisch**, Offensive Assistant; **Jeff FitzGerald**, Outside Linebackers; **Jeff Friday**, Strength and Conditioning; **Wade Harman**, Tight Ends/Asst. Offensive Line; **Johnnie Lynn**, Secondary; **Mike Pettine**, Defensive Assistant; **Paul Ricci**, Asst. Strength and Conditioning; **Rex Ryan**, Defensive Line; **David Shaw**, Wide Receivers; **Mike Singletary**, Inside Linebackers; **Matt Simon**, Running Backs; **Bennie Thompson**, Special Teams Assistant; **Dennis Thurman**, Secondary; **Phil Zacharias**, Defensive Assistant

RAVENS HONOR ROLL

Pro Bowl: LB Ray Lewis (starter), CB Chris McAlister (starter), T Jonathan Ogden (starter), S Ed Reed (starter), LB Terrell Suggs

AP Defensive Player of the Year: S Ed Reed

All-Pro: LB Ray Lewis (AP-1st team, FD-1st team, PFW, SI, TSN), CB Chris McAlister (AP-2nd team, FD-1st team, PFW),

T Jonathan Ogden (AP-2nd team, PFW, FD-1st team, SI, TSN), S Ed Reed (AP-1st team, FD-2nd team, SI, TSN)

Pro Football Weekly Defensive Most Valuable Player: S Ed Reed

Pro Football Weekly All-AFC: RB Jamal Lewis, T Jonathan Ogden, LB Ray Lewis, S Ed Reed, LB Adalius Thomas (ST)

Football Digest Defensive Player of the Year: S Ed Reed

Football Digest Assistant Coach of the Year: Defensive Coordinator Mike Nolan

NFL Players of the Month/Week: RS B.J. Sams (Oct.) – Special Teams, S Ed Reed (Nov.) – Defense, CB Deion Sanders (Week 7) – Defense, S

Ed Reed (Week 9) – Defense, QB Kordell Stewart (Week 10) – Special Teams, QB Kyle Boller (Week 14) – Offense

Ravens Nest Lineman of the Year: DT Ma'ake Kemoatu

Ravens Roost Extra Effort Award: QB Kyle Boller

Ravens Roost Unsung Hero: C/G Casey Rabach

Ed Block Courage Award: T Orlando Brown

SEASON TRENDS

| | | | |
|-----------------------------|-----|---------------------------------------|-----|
| Record | 9-7 | When Scoring First | 3-2 |
| vs. AFC North | 3-3 | When Not Scoring First | 6-5 |
| vs. AFC | 6-6 | Positive or Even Turnover Ratio | 8-3 |
| vs. NFC | 3-1 | Negative Turnover Ratio | 1-4 |
| Home | 6-2 | Winning or even Penalty Ratio | 5-6 |
| Away | 3-5 | Losing Penalty Ratio | 4-1 |
| On Grass | 1-4 | With a 100-Yard Rusher | 4-2 |
| On Artificial Turf | 8-3 | With a 100-Yard Receiver | 0-0 |
| Outdoors | 9-6 | Without a 100-Yard Rusher | 5-5 |
| Indoors | 0-1 | Without a 100-Yard Receiver | 9-7 |
| Leading at Halftime | 6-1 | When Allowing a 100-Yard Rusher | 1-3 |
| Trailing at Halftime | 3-3 | When Not Allowing a 100-Yard Rusher | 8-4 |
| Tied at Halftime | 0-3 | When Allowing a 100-Yard Receiver | 4-2 |
| Leading After 3 Quarters | 7-1 | When Not Allowing a 100-Yard Receiver | 6-5 |
| Tied After 3 Quarters | 0-0 | With a 300-Yard Passer | 0-0 |
| Trailing After 3 Quarters | 2-6 | Without a 300-Yard Passer | 9-7 |
| Winning Coin Toss | 4-4 | Allowing a 300-Yard (net) Passer | 0-1 |
| Losing Coin Toss | 5-3 | Not Allowing a 300-Yard (net) Passer | 9-6 |
| Decided by 7 Points or Less | 3-3 | Overtime | 1-0 |
| Decided By 3 Points or Less | 1-2 | Preseason | 3-1 |

2005 STATISTICS

RESULTS AND ATTENDANCE

WON 6, LOST 10

| | | | | |
|-------|---|------------|-----------------|--------|
| 09/11 | L | 7-24 | Indianapolis | 70,501 |
| 09/18 | L | 10-25 | at Tennessee | 69,149 |
| 09/25 | | | Bye Week | |
| 10/02 | W | 13-3 | NY Jets | 70,479 |
| 10/09 | L | 17-35 | at Detroit | 61,201 |
| 10/16 | W | 16-3 | Cleveland | 70,196 |
| 10/23 | L | 6-10 | at Chicago | 62,102 |
| 10/31 | L | 19-20 | at Pittsburgh | 64,178 |
| 11/06 | L | 9-21 | Cincinnati | 70,540 |
| 11/13 | L | 3-30 | at Jacksonville | 66,107 |
| 11/20 | W | 16-13 (OT) | Pittsburgh | 70,601 |
| 11/27 | L | 29-42 | at Cincinnati | 65,680 |
| 12/04 | W | 16-15 | Houston | 69,909 |
| 12/11 | L | 10-12 | at Denver | 75,651 |
| 12/19 | W | 48-3 | Green Bay | 70,604 |
| 12/25 | W | 30-23 | Minnesota | 70,246 |
| 01/01 | L | 16-20 | at Cleveland | 69,871 |

TEAM STATISTICS

TOTAL FIRST DOWNS

| | |
|--------------------|--------|
| Rushing | 97 |
| Passing | 163 |
| Penalty | 26 |
| 3rd Down: Made/Att | 95/243 |
| 3rd Down Pct. | 39.1 |
| 4th Down: Made/Att | 11/19 |
| 4th Down Pct. | 57.9 |

POSSESSION AVG.

TOTAL NET YARDS

| | |
|---------------|-------|
| Avg. Per Game | 293.3 |
| Total Plays | 1056 |
| Avg. Per Play | 4.4 |

NET YARDS RUSHING

| | |
|---------------|-------|
| Avg. Per Game | 100.3 |
| Total Rushes | 452 |

NET YARDS PASSING

| | |
|-------------------|---------|
| Avg. Per Game | 193.0 |
| Sacked/Yards Lost | 42/293 |
| Gross Yards | 3381 |
| Att./Completions | 562/335 |
| Completion Pct. | 59.6 |
| Had Intercepted | 21 |

PUNTS/AVERAGE

NET PUNTING AVG.

PENALTIES/YARDS

FUMBLES/BALL LOST

TOUCHDOWNS

| | |
|---------|----|
| Rushing | 5 |
| Passing | 17 |
| Returns | 3 |

SCORE BY PERIODS

| | 1 | 2 | 3 | 4 | OT | PTS |
|-----------|----|----|----|----|----|-----|
| RAVENS | 50 | 77 | 44 | 91 | 3 | 265 |
| OPPONENTS | 54 | 75 | 90 | 80 | 0 | 299 |

SCORING

| TD | RU | PA | RT | K/PAT | FG | S | PTS | |
|-----------|----|----|----|-------|-------|-------|-----|-----|
| Stover | 0 | 0 | 0 | 23/23 | 30/34 | 0 | 113 | |
| Heap | 7 | 0 | 7 | 0 | 0 | 0 | 42 | |
| J. Lewis | 4 | 3 | 1 | 0 | 0 | 0 | 24 | |
| Clayton | 3 | 1 | 2 | 0 | 0 | 0 | 18 | |
| Mason | 3 | 0 | 3 | 0 | 0 | 0 | 18 | |
| Thomas | 3 | 0 | 0 | 3 | 0 | 0 | 18 | |
| Hymes | 2 | 0 | 2 | 0 | 0 | 0 | 12 | |
| Boller | 1 | 1 | 0 | 0 | 0 | 0 | 6 | |
| Taylor | 1 | 0 | 1 | 0 | 0 | 0 | 6 | |
| Wilcox | 1 | 0 | 1 | 0 | 0 | 0 | 6 | |
| J. Green | 0 | 0 | 0 | 0 | 0 | 0 | 2 | |
| Elling | 0 | 0 | 0 | 0 | 0/0 | 0/1 | 0 | |
| RAVENS | 25 | 5 | 17 | 3 | 23/23 | 30/35 | 0 | 265 |
| Opponents | 30 | 8 | 18 | 4 | 28/29 | 29/31 | 1 | 299 |

2-PT. CONVERSIONS:

J. Green, RAVENS 1-2; Opponents 1-1

SACKS:

Thomas 9.0, Suggs 8.0, Polley 4.0, Scott 4.0, Boulware 2.5, Gregg 2.5, R. Green 2.0, Weaver 2.0, (group) 2.0, J. Johnson 1.5, Williams 1.5, Franklin 1.0, Kemoeatu 1.0, R. Lewis 1.0 RAVENS 42.0; Opponents 42.0

RUSHING

| | NO | YDS | AVG | LG | TD |
|-----------|-----|------|-----|-----|----|
| J. Lewis | 269 | 906 | 3.4 | 25 | 3 |
| Taylor | 117 | 487 | 4.2 | 52 | 0 |
| Wright | 18 | 68 | 3.8 | 22 | 0 |
| Boller | 23 | 66 | 2.9 | 9 | 1 |
| Clayton | 8 | 33 | 4.1 | 11t | 1 |
| Stewart | 4 | 24 | 6.0 | 13 | 0 |
| White | 6 | 17 | 2.8 | 5 | 0 |
| J. Green | 5 | 4 | 0.8 | 4 | 0 |
| Sanders | 1 | 0 | 0.0 | 0 | 0 |
| Zastudil | 1 | 0 | 0.0 | 0 | 0 |
| RAVENS | 452 | 1605 | 3.6 | 52 | 5 |
| Opponents | 431 | 1591 | 3.7 | 77t | 8 |

RECEIVING

| | NO | YDS | AVG | LG | TD |
|------------|-----|------|------|-----|----|
| Mason | 86 | 1073 | 12.5 | 39t | 3 |
| Heap | 75 | 855 | 11.4 | 48 | 7 |
| Clayton | 44 | 471 | 10.7 | 47t | 2 |
| Taylor | 41 | 292 | 7.1 | 20 | 1 |
| J. Lewis | 32 | 191 | 6.0 | 15t | 1 |
| Wilcox | 20 | 154 | 7.7 | 17t | 1 |
| Hymes | 11 | 132 | 12.0 | 21 | 2 |
| J. Green | 7 | 32 | 4.6 | 8 | 0 |
| Dinkins | 6 | 55 | 9.2 | 15 | 0 |
| Moore | 3 | 59 | 19.7 | 24 | 0 |
| Mughelli | 3 | 13 | 4.3 | 6 | 0 |
| Mu. Smith | 3 | 5 | 1.7 | 4 | 0 |
| P. Johnson | 2 | 31 | 15.5 | 19 | 0 |
| Ricard | 2 | 18 | 9.0 | 11 | 0 |
| RAVENS | 335 | 3381 | 10.1 | 48 | 17 |
| Opponents | 296 | 3228 | 10.9 | 56 | 18 |

INTERCEPTIONS

| | NO | YDS | AVG | LG | TD |
|-----------|----|-----|------|----|----|
| Sanders | 2 | 57 | 28.5 | 33 | 0 |
| Thomas | 2 | 48 | 24.0 | 28 | 1 |
| Suggs | 2 | 38 | 19.0 | 38 | 0 |
| Reed | 1 | 23 | 23.0 | 23 | 0 |
| Williams | 1 | 14 | 14.0 | 14 | 0 |
| Rolle | 1 | 11 | 11.0 | 11 | 0 |
| Polley | 1 | 2 | 2.0 | 2 | 0 |
| R. Lewis | 1 | 0 | 0.0 | 0 | 0 |
| McAlister | 1 | 0 | 0.0 | 0 | 0 |
| RAVENS | 12 | 193 | 16.1 | 48 | 1 |
| Opponents | 21 | 256 | 12.2 | 37 | 3 |

PUNTING

| | NO | YDS | AVG | NET | TB | IN | LG | BLK |
|-----------|----|------|------|------|----|----|----|-----|
| Zastudil | 84 | 3653 | 43.5 | 35.7 | 7 | 11 | 60 | 1 |
| Elling | 1 | 32 | 32.0 | 32.0 | 0 | 1 | 32 | 0 |
| RAVENS | 86 | 3685 | 42.8 | 35.6 | 7 | 12 | 60 | 1 |
| Opponents | 89 | 3605 | 40.5 | 33.0 | 12 | 30 | 61 | 0 |

PUNT RETURNS

| | RET | FC | YDS | AVG | LG | TD |
|-----------|-----|----|-----|------|-----|----|
| Sams | 33 | 10 | 401 | 12.2 | 51 | 0 |
| Clayton | 6 | 2 | 30 | 5.0 | 10 | 0 |
| Sanders | 0 | 1 | 0 | --- | --- | 0 |
| RAVENS | 39 | 13 | 431 | 11.1 | 51 | 0 |
| Opponents | 55 | 12 | 481 | 8.7 | 62t | 1 |

KICKOFF RETURNS

| | NO | YDS | AVG | LG | TD |
|-----------|----|------|------|----|----|
| Sams | 44 | 998 | 22.7 | 87 | 0 |
| Taylor | 12 | 253 | 21.1 | 45 | 0 |
| White | 2 | 18 | 9.0 | 9 | 0 |
| Dinkins | 1 | 10 | 10.0 | 10 | 0 |
| J. Green | 1 | 10 | 10.0 | 10 | 0 |
| RAVENS | 60 | 1289 | 21.5 | 87 | 0 |
| Opponents | 62 | 1352 | 21.8 | 59 | 0 |

FIELD GOALS

| | 1-19 | 20-29 | 30-39 | 40-49 | 50+ |
|-----------|------|-------|-------|-------|-----|
| Stover | 1/1 | 8/8 | 10/11 | 11/14 | 0/0 |
| Elling | 0/0 | 0/0 | 0/0 | 0/0 | 0/1 |
| RAVENS | 1/1 | 8/8 | 10/11 | 11/14 | 0/1 |
| Opponents | 0/0 | 12/12 | 9/9 | 8/10 | 0/0 |

Stover: (38N,47N,45N)(30)(42,25)(46)(39,27,38)(40,29)(22,43N,40,49,47)(34,32,31)(41)(47,25,44)(38)(29)(23,40)(37,38,19)(21,43,31)
 Elling: 0(0)0(0)0(0)0(0)(54N)0(0)0(0)
 Opponents: (20)(39,29,47)(21)(24)(23,47N)(42,37)(48N)(48,33,26)(44,37)(26,31)(39,26,22,29,39)(47,48)(27)(36,40,46)(21,39)

| PASSING | ATT | COMP | YARDS | COMP% | YDS/ATT | TD | TD% | INT | INT% | LG | SACK/LOST | RATING |
|-----------|-----|------|-------|-------|---------|----|-----|-----|------|-----|-----------|--------|
| Boller | 293 | 171 | 1799 | 58.4 | 6.14 | 11 | 3.8 | 12 | 4.1 | 47t | 23/146 | 71.8 |
| Wright | 266 | 164 | 1582 | 61.7 | 5.95 | 6 | 2.3 | 9 | 3.4 | 48 | 19/147 | 71.7 |
| Hymes | 2 | 0 | 0 | 0.0 | 0.00 | 0 | 0.0 | 0 | 0.0 | 0 | 0/0 | 39.6 |
| Clayton | 1 | 0 | 0 | 0.0 | 0.00 | 0 | 0.0 | 0 | 0.0 | 0 | 0/0 | 39.6 |
| RAVENS | 562 | 335 | 3381 | 59.6 | 6.02 | 17 | 3.0 | 21 | 3.7 | 48 | 42/293 | 71.3 |
| Opponents | 526 | 296 | 3228 | 56.3 | 6.14 | 18 | 3.4 | 11 | 2.3 | 56 | 41/264 | 76.4 |

2005 STATISTICS

DEFENSIVE

FROM COACHES VIDEO

| PLAYER | TT | SOLO | AS | SACKS | YDS | INT | YDS | PD | FF | FR |
|-------------------|-------------|------------|------------|-----------|------------|-----------|------------|-----------|-----------|-----------|
| Polley, Tommy | 134 | 95 | 39 | 4 | 29 | 0 | 0 | 2 | 2 | 1 |
| Scott, Bart | 119 | 77 | 42 | 4 | 24.5 | 0 | 0 | 5 | 1 | 1 |
| Thomas, Adalius | 104 | 70 | 34 | 9 | 75 | 2 | 48 | 9 | 3 | 4 |
| Gregg, Kelly | 102 | 61 | 41 | 2.5 | 15 | 0 | 0 | 4 | 0 | 0 |
| Suggs, Terrell | 86 | 65 | 21 | 8 | 64.5 | 2 | 38 | 3 | 6 | 1 |
| Lewis, Ray | 77 | 47 | 30 | 1 | 1 | 1 | 0 | 3 | 0 | 1 |
| Demps, Will | 70 | 56 | 14 | 0 | 0 | 0 | 0 | 3 | 0 | 2 |
| Kemoeatu, Maake | 70 | 44 | 26 | 1 | 2 | 0 | 0 | 0 | 0 | 1 |
| Johnson, Jarret | 61 | 37 | 24 | 1.5 | 4 | 0 | 0 | 2 | 0 | 1 |
| McAlister, Chris | 53 | 47 | 6 | 0 | 0 | 1 | 0 | 20 | 1 | 0 |
| Williams, Chad | 47 | 34 | 13 | 1.5 | 12 | 1 | 14 | 3 | 2 | 0 |
| Weaver, Anthony | 46 | 35 | 11 | 2 | 11 | 0 | 0 | 2 | 0 | 1 |
| Rolle, Samari | 45 | 40 | 5 | 0 | 0 | 1 | 11 | 14 | 1 | 0 |
| Reed, Ed | 40 | 36 | 4 | 0 | 0 | 1 | 23 | 12 | 0 | 0 |
| Sanders, Deion | 40 | 30 | 10 | 0 | 0 | 2 | 57 | 7 | 0 | 0 |
| Edwards, Dwan | 38 | 23 | 15 | 0 | 0 | 0 | 0 | 0 | 0 | 0 |
| Franklin, Aubrayo | 34 | 18 | 16 | 1 | 1 | 0 | 0 | 1 | 0 | 0 |
| Carter, Dale | 18 | 17 | 1 | 0 | 0 | 0 | 0 | 1 | 0 | 0 |
| Boulware, Peter | 15 | 6 | 9 | 2.5 | 18 | 0 | 0 | 1 | 0 | 0 |
| Green, Roderick | 4 | 4 | 0 | 2 | 4 | 0 | 0 | 0 | 0 | 0 |
| Ward, B.J. | 4 | 4 | 0 | 0 | 0 | 0 | 0 | 0 | 0 | 1 |
| Totals | 1207 | 846 | 361 | 42 | 261 | 11 | 191 | 92 | 16 | 14 |

SPECIAL TEAMS

FROM COACHES VIDEO

| PLAYER | TT | SOLO | AS | FF | FR | BK |
|------------------|------------|------------|-----------|----------|----------|----------|
| Wilcox, Daniel | 18 | 12 | 6 | 0 | 1 | 0 |
| Green, Roderick | 17 | 12 | 5 | 0 | 1 | 0 |
| Ward, B.J. | 17 | 11 | 6 | 1 | 0 | 0 |
| Mughelli, Ovie | 16 | 15 | 1 | 0 | 0 | 0 |
| Scott, Bart | 15 | 12 | 3 | 2 | 0 | 0 |
| Taylor, Chester | 13 | 10 | 3 | 0 | 0 | 0 |
| Williams, Chad | 12 | 10 | 2 | 0 | 0 | 0 |
| Carter, Dale | 10 | 10 | 0 | 1 | 0 | 0 |
| Dinkins, Darnell | 10 | 9 | 1 | 0 | 0 | 0 |
| Katula, Matt | 10 | 7 | 3 | 0 | 0 | 0 |
| Demps, Will | 7 | 3 | 4 | 0 | 0 | 0 |
| Green, Justin | 4 | 3 | 1 | 0 | 0 | 0 |
| Thomas, Adalius | 4 | 4 | 0 | 0 | 0 | 0 |
| Polley, Tommy | 3 | 1 | 2 | 0 | 0 | 0 |
| Clayton, Mark | 2 | 2 | 0 | 0 | 0 | 0 |
| Haley, Dennis | 2 | 2 | 0 | 0 | 0 | 0 |
| Oglesby, Evan | 2 | 1 | 1 | 0 | 0 | 0 |
| Smith, Mike | 2 | 1 | 1 | 0 | 0 | 0 |
| Smith, Musa | 2 | 2 | 0 | 0 | 0 | 0 |
| Elling, Aaron | 1 | 1 | 0 | 0 | 0 | 0 |
| Nelson, Jim | 1 | 1 | 0 | 0 | 0 | 0 |
| Stover, Matt | 1 | 1 | 0 | 0 | 0 | 0 |
| Woodfin, Zac | 1 | 1 | 0 | 0 | 0 | 0 |
| Zastudil, Dave | 1 | 1 | 0 | 0 | 0 | 0 |
| Totals | 171 | 132 | 39 | 4 | 2 | 0 |

TOP THREE

| SOLO | SACKS | FF | FR | PD |
|-------------------|------------------|------------------|------------------|--------------------|
| 95 Tommy Polley | 9 Adalius Thomas | 6 Terrell Suggs | 4 Adalius Thomas | 20 Chris McAlister |
| 77 Bart Scott | 8 Terrell Suggs | 3 Adalius Thomas | 2 Will Demps | 14 Samari Rolle |
| 70 Adalius Thomas | 4 2 Tied | 2 2 Tied | 1 8 Tied | 12 Ed Reed |

USUAL STARTERS

| OFFENSE | | DEFENSE | |
|------------------------|------------------------|---------|--|
| WR 89 Mark Clayton | LDE 98 Anthony Weaver | | |
| LT 75 Jonathan Ogden | DT 97 Kelly Gregg | | |
| LG 64 Edwin Mulitalo | NT 92 Maake Kemoeatu | | |
| C 62 Mike Flynn | RDE 55 Terrell Suggs | | |
| RG 68 Keydrick Vincent | LLB 96 Adalius Thomas | | |
| RT 77 Orlando Brown | MLB 50 Tommy Polley | | |
| TE 86 Todd Heap | RLB 57 Bart Scott | | |
| WR 85 Derrick Mason | LCB 21 Chris McAlister | | |
| QB 7 Kyle Boller | RCB 22 Samari Rolle | | |
| RB 31 Jamal Lewis | SS 20 Ed Reed | | |
| FB 34 Ovie Mughelli | FS 47 Will Demps | | |

COACHES

Brian Billick, Head Coach; **Jim Fassel**, Offensive Coordinator; **Rex Ryan**, Defensive Coordinator; **Gary Zauner**, Special Teams Coordinator; **Clarence Brooks**, Defensive Line; **John Fassel**, Offensive Assistant; **Jedd Fisch**, Asst. Quarterbacks/Wide Receivers; **Jeff FitzGerald**, Linebackers; **Chris Foerster**, Asst. Head Coach/Offensive Line; **Jeff Friday**, Strength and Conditioning; **Wade Harman**, Tight Ends/Asst. Offensive Line; **Johnnie Lynn**, Secondary; **Rick Neuheisel**, Quarterbacks; **Mike Pettine**, Outside Linebackers; **Paul Ricci**, Asst. Strength and Conditioning; **David Shaw**, Wide Receivers; **Matt Simon**, Running Backs; **Bennie Thompson**, Asst. Special Teams; **Dennis Thurman**, Secondary

RAVENS HONOR ROLL

Pro Bowl: LT Jonathan Ogden (starter); TE Todd Heap and S Ed Reed (alternates)
FedEx Air Player of the Week: QB Kyle Boller (Week 16)
Pro Football Weekly/PFWA All-Rookie Team: WR Mark Clayton
The Sporting News All-Pro: PR B.J. Sams
USA Today All-Joe Team: DT Kelly Gregg
NFL Players of the Week: K Matt Stover (Week 11) – Special Teams; LB Terrell Suggs (Week 13) – Defense
Ravens Nest Player of the Year: LB Bart Scott
Ravens Roost Extra Effort Award: DE Jarret Johnson
Ravens Roost Unsung Hero: LB Adalius Thomas
Ed Block Courage Award: CB Dale Carter

SEASON TRENDS

| | | | |
|-----------------------------|------|---------------------------------------|------|
| Record | 6-10 | When Scoring First | 4-4 |
| vs. AFC North | 2-4 | When Not Scoring First | 1-6 |
| vs. AFC | 4-8 | Positive or Even Turnover Ratio | 4-4 |
| vs. NFC | 2-2 | Negative Turnover Ratio | 2-6 |
| Home | 6-2 | Winning or Even Penalty Ratio | 3-2 |
| Away | 0-8 | Losing Penalty Ratio | 3-8 |
| On Grass | 0-6 | With a 100-Yard Rusher | 1-1 |
| On Artificial Turf | 6-4 | With a 100-Yard Receiver | 2-1 |
| Outdoors | 6-9 | Without a 100-Yard Rusher | 5-9 |
| Indoors | 0-1 | Without a 100-Yard Receiver | 4-9 |
| Leading at Halftime | 5-1 | When Allowing a 100-Yard Rusher | 0-4 |
| Trailing at Halftime | 1-8 | When Not Allowing a 100-Yard Rusher | 5-7 |
| Tied at Halftime | 0-1 | When Allowing a 100-Yard Receiver | 0-3 |
| Leading After 3 Quarters | 5-0 | When Not Allowing a 100-Yard Receiver | 6-7 |
| Tied After 3 Quarters | 0-0 | With a 300-Yard Passer | 0-0 |
| Trailing After 3 Quarters | 1-10 | Without a 300-Yard Passer | 6-10 |
| Winning Coin Toss | 3-5 | Allowing a 300-Yard (net) Passer | 0-1 |
| Losing Coin Toss | 3-5 | Not Allowing a 300-Yard (net) Passer | 6-9 |
| Decided by 7 Points or Less | 3-4 | Overtime | 1-0 |
| Decided By 3 Points or Less | 2-2 | Preseason | 2-2 |

2006 STATISTICS

RESULTS AND ATTENDANCE

WON 13, LOST 3 (AFC NORTH CHAMPIONS)

| | | | | |
|-------|---|-------|----------------|--------|
| 9/10 | W | 27-0 | at Tampa Bay | 65,087 |
| 9/17 | W | 28-6 | Oakland | 70,744 |
| 9/24 | W | 15-14 | at Cleveland | 72,474 |
| 10/01 | W | 16-13 | San Diego | 70,743 |
| 10/09 | L | 3-13 | at Denver | 76,355 |
| 10/15 | L | 21-23 | Carolina | 70,762 |
| 10/22 | | | Bye Week | |
| 10/29 | W | 35-22 | at New Orleans | 69,152 |
| 11/05 | W | 26-20 | Cincinnati | 70,792 |
| 11/12 | W | 27-26 | at Tennessee | 69,143 |
| 11/19 | W | 24-10 | Atlanta | 70,790 |
| 11/26 | W | 27-0 | Pittsburgh | 70,946 |
| 11/30 | L | 7-13 | at Cincinnati | 65,973 |
| 12/10 | W | 20-10 | at Kansas City | 77,232 |
| 12/17 | W | 27-17 | Cleveland | 70,857 |
| 12/24 | W | 31-7 | at Pittsburgh | 63,224 |
| 12/31 | W | 19-7 | Buffalo | 70,913 |

TEAM STATISTICS

TOTAL FIRST DOWNS

| | |
|--------------------|--------|
| Rushing | 86 |
| Passing | 179 |
| Penalty | 17 |
| 3rd Down: Made/Att | 96/233 |
| 3rd Down Pct. | 41.2 |
| 4th Down: Made/Att | 8/11 |
| 4th Down Pct. | 72.7 |

POSSESSION AVG.

32:49

TOTAL NET YARDS

5072

Avg. Per Game 317.0

Total Plays 1017

Avg. Per Play 5.0

NET YARDS RUSHING

1637

Avg. Per Game 102.3

Total Rushes 476

NET YARDS PASSING

3435

Avg. Per Game 214.7

Sacked/Yards Lost 17/100

Gross Yards 3535

Att./Completions 524/328

Completion Pct. 62.6

Had Intercepted 14

PUNTS/AVERAGE

86/43.0

NET PUNTING AVG.

86/37.6

PENALTIES/YARDS

109/878

FUMBLES/BALL LOST

21/9

TOUCHDOWNS

38

Rushing 11

Passing 21

Returns 6

SCORE BY PERIODS

1 2 3 4 OT PTS

RAVENS 84 91 73 105 0 353

Opponents 32 84 30 55 0 201

SCORING

TD RU PA RT K/PAT FG S PTS

Stover 0 0 0 0 37/37 28/30 0 121

J. Lewis 9 9 0 0 0 0 0 54

Heap 6 0 6 0 0 0 0 36

Clayton 5 0 5 0 0 0 0 30

Wilcox 3 0 3 0 0 0 0 18

Mason 2 0 2 0 0 0 0 12

McAlister 2 0 0 2 0 0 0 12

Mughelli 2 0 2 0 0 0 0 12

Williams 2 0 2 0 0 0 0 12

Reed 1 0 0 1 1 8 8

Thomas 1 0 0 1 1 8 8

Anderson 1 1 0 0 0 6 6

Landry 1 0 0 1 0 6 6

McNair 1 1 0 0 0 6 6

Moore 1 0 1 0 0 6 6

Prude 1 0 0 1 0 6 6

RAVENS 38 11 21 6 37/37 28/30 2 353

Opponents 21 5 16 0 20/20 17/23 1 201

2-PT. CONVERSIONS: RAVENS 0-1; Opponents 1-1

SACKS: Pryce 13, Thomas 11, Scott 9.5, Suggs 9.5, R. Lewis 5, Gregg 3.5, Landry 3, Ivy 2, J. Johnson 1.5, Ngata 1, Rolle 1

RAVENS 60; Opponents 17

PASSING

ATT COMP YARDS COMP% YDS/ATT TD TD% INT INT% LG SACK/LOST RATING

McNair 468 295 3050 63.0 6.52 16 3.4 12 2.6 87t 14/84 82.5

Boller 55 33 485 60.0 8.82 5 9.1 2 3.6 77t 3/16 104.0

Clayton 1 0 0 0.0 0.00 0 0.0 0 0.0 0 0/0 39.6

RAVENS 524 328 3535 62.6 6.75 21 4.0 14 2.7 87t 17/100 84.6

Opponents 509 279 3429 54.8 6.74 16 3.1 28 5.5 72t 60/418 63.4

RUSHING

| | | | | | |
|------------------|------------|-------------|------------|-----------|-----------|
| J. Lewis | 314 | 1132 | 3.6 | 52 | 9 |
| Anderson | 39 | 183 | 4.7 | 34t | 1 |
| Mu. Smith | 36 | 153 | 4.3 | 30 | 0 |
| McNair | 45 | 119 | 2.6 | 19 | 1 |
| Mughelli | 12 | 50 | 4.2 | 12 | 0 |
| Boller | 22 | 34 | 1.5 | 10 | 0 |
| Mason | 1 | -4 | -4.0 | -4 | 0 |
| Clayton | 7 | -30 | -4.3 | 3 | 0 |
| RAVENS | 476 | 1637 | 3.4 | 52 | 11 |
| Opponents | 367 | 1214 | 3.3 | 47 | 5 |

RECEIVING

| | | | | | |
|------------------|------------|-------------|-------------|------------|-----------|
| Heap | 73 | 765 | 10.5 | 30 | 6 |
| Mason | 68 | 750 | 11.0 | 38 | 2 |
| Clayton | 67 | 939 | 14.0 | 87t | 5 |
| Williams | 22 | 396 | 18.0 | 77t | 2 |
| Mu. Smith | 22 | 135 | 6.1 | 30 | 0 |
| Mughelli | 21 | 182 | 8.7 | 30t | 2 |
| Wilcox | 20 | 166 | 8.3 | 35 | 3 |
| J. Lewis | 18 | 115 | 6.4 | 15 | 0 |
| Anderson | 9 | 54 | 6.0 | 13 | 0 |
| Green | 4 | 17 | 4.3 | 12 | 0 |
| Sypniewski | 2 | 15 | 7.5 | 9 | 0 |
| Moore | 2 | 1 | 0.5 | 4t | 1 |
| RAVENS | 328 | 3535 | 10.8 | 87t | 21 |
| Opponents | 279 | 3429 | 12.3 | 72t | 16 |

INTERCEPTIONS

| | | | | | |
|------------------|-----------|------------|-------------|------------|----------|
| McAlister | 6 | 121 | 20.2 | 60t | 2 |
| Landry | 5 | 101 | 20.2 | 37 | 1 |
| Reed | 5 | 70 | 14.0 | 37 | 1 |
| Rolle | 3 | 60 | 20.0 | 44 | 0 |
| Prude | 2 | 66 | 33.0 | 54 | 1 |
| Scott | 2 | 31 | 15.5 | 24 | 0 |
| R. Lewis | 2 | 27 | 13.5 | 27 | 0 |
| Ngata | 1 | 60 | 60.0 | 60 | 0 |
| Thomas | 1 | 7 | 7.0 | 7 | 0 |
| Ivy | 1 | 0 | 0.0 | 0 | 0 |
| Sapp | 0 | 1 | 0.0 | 1 | 0 |
| RAVENS | 28 | 544 | 19.4 | 60t | 5 |
| Opponents | 14 | 142 | 10.1 | 45 | 0 |

PUNTING

| | | | | | | | | |
|------------------|-----------|-------------|-------------|-------------|-----------|-----------|-----------|----------|
| Koch | 86 | 3695 | 43.0 | 37.6 | 3 | 30 | 61 | 0 |
| RAVENS | 86 | 3695 | 43.0 | 37.6 | 3 | 30 | 61 | 0 |
| Opponents | 86 | 3864 | 44.9 | 38.3 | 11 | 26 | 71 | 0 |

PUNT RETURNS

| | | | | | | |
|------------------|-----------|-----------|------------|------------|-----------|----------|
| Sams | 29 | 4 | 307 | 10.6 | 65 | 0 |
| Ross | 13 | 3 | 37 | 2.8 | 9 | 0 |
| Ivy | 2 | 0 | 7 | 3.5 | 7 | 0 |
| Oglesby | 1 | 0 | 0 | 0.0 | 0 | 0 |
| RAVENS | 45 | 7 | 351 | 7.8 | 65 | 0 |
| Opponents | 44 | 16 | 404 | 9.2 | 38 | 0 |

KICKOFF RETURNS

| | | | | | |
|------------------|-----------|-------------|-------------|-----------|----------|
| Sams | 30 | 772 | 25.7 | 72 | 0 |
| Ross | 9 | 194 | 21.6 | 28 | 0 |
| J. Johnson | 3 | 28 | 9.3 | 14 | 0 |
| Ivy | 1 | 14 | 14.0 | 14 | 0 |
| Mu. Smith | 1 | 27 | 27.0 | 27 | 0 |
| Sypniewski | 1 | 11 | 11.0 | 11 | 0 |
| RAVENS | 45 | 1046 | 23.2 | 72 | 0 |
| Opponents | 75 | 1636 | 21.8 | 46 | 0 |

FIELD GOALS

| | | | | | |
|------------------|------------|--------------|------------|------------|------------|
| Stover | 0/0 | 12/13 | 9/9 | 6/7 | 1/1 |
| RAVENS | 0/0 | 12/13 | 9/9 | 6/7 | 1/1 |
| Opponents | 0/0 | 6/6 | 4/5 | 3/8 | 4/4 |

Stover: (20G,42G)(25G,33G,37G,23G)(32G,43G,52G)(24G)(43G,25G,36G,35G)(27G,40G)(42N,29G)(37G,40G)(29N)(41G,23G)(38G,22G)(26G)(26G,37G,39G,29G)

Opponents: (34G,51G)(34G,54G,40N)(43G,44G)(21G,31G,21G)(51G,31G)(21G,41N,43B)(21G)(23G,27G,46N)(32N,49G)(51G,47N)(0)

2006 STATISTICS

DEFENSIVE

FROM COACHES VIDEO

| PLAYER | TT | SOLO | AS | SACKS | YDS | INT | YDS | PD | FF | FR |
|-------------------|-------------|------------|------------|-----------|------------|-----------|------------|------------|-----------|-----------|
| Lewis, Ray | 164 | 106 | 58 | 5 | 36.5 | 2 | 27 | 9 | 1 | 1 |
| Scott, Bart | 135 | 93 | 42 | 9.5 | 66 | 2 | 31 | 9 | 1 | 0 |
| Thomas, Adalius | 106 | 75 | 31 | 11 | 59 | 1 | 7 | 9 | 1 | 1 |
| Gregg, Kelly | 101 | 61 | 40 | 3.5 | 23 | 0 | 0 | 1 | 1 | 3 |
| Landry, Dawan | 89 | 55 | 34 | 3 | 16 | 5 | 101 | 13 | 0 | 0 |
| Suggs, Terrell | 86 | 63 | 23 | 9.5 | 64.5 | 0 | 0 | 7 | 3 | 2 |
| Pryce, Trevor | 73 | 49 | 24 | 13 | 113.5 | 0 | 0 | 3 | 2 | 0 |
| Reed, Ed | 66 | 61 | 5 | 0 | 0 | 5 | 70 | 16 | 1 | 1 |
| Rolle, Samari | 60 | 55 | 5 | 1 | 7 | 3 | 60 | 13 | 0 | 0 |
| McAlister, Chris | 56 | 51 | 5 | 0 | 0 | 6 | 121 | 25 | 0 | 2 |
| Ngata, Haloti | 51 | 28 | 23 | 1 | 3 | 1 | 60 | 3 | 0 | 0 |
| Johnson, Jarret | 35 | 23 | 12 | 1.5 | 16.5 | 0 | 0 | 2 | 0 | 0 |
| Franklin, Aubrayo | 23 | 13 | 10 | 0 | 0 | 0 | 0 | 1 | 0 | 0 |
| Bannan, Justin | 20 | 13 | 7 | 0 | 0 | 0 | 0 | 0 | 1 | 0 |
| Ivy, Corey | 17 | 14 | 3 | 2 | 13 | 1 | 0 | 6 | 2 | 0 |
| Edwards, Dwan | 12 | 7 | 5 | 0 | 0 | 0 | 0 | 1 | 0 | 0 |
| Sapp, Gerome | 12 | 10 | 2 | 0 | 0 | 0 | 1 | 2 | 1 | 0 |
| Haley, Dennis | 11 | 6 | 5 | 0 | 0 | 0 | 0 | 2 | 0 | 0 |
| Oglesby, Evan | 9 | 8 | 1 | 0 | 0 | 0 | 0 | 2 | 0 | 0 |
| Prude, Ronnie | 4 | 4 | 0 | 0 | 0 | 2 | 66 | 5 | 0 | 0 |
| Stills, Gary | 2 | 2 | 0 | 0 | 0 | 0 | 0 | 0 | 1 | 1 |
| Cody, Dan | 1 | 0 | 1 | 0 | 0 | 0 | 0 | 0 | 0 | 0 |
| Martin, Derrick | 1 | 1 | 0 | 0 | 0 | 0 | 0 | 0 | 0 | 0 |
| Smith, Mike | 1 | 0 | 1 | 0 | 0 | 0 | 0 | 0 | 0 | 0 |
| Totals | 1135 | 798 | 337 | 60 | 418 | 28 | 544 | 129 | 15 | 11 |

SPECIAL TEAMS

FROM COACHES VIDEO

| PLAYER | TT | SOLO | AS | FF | FR | BR |
|-------------------|------------|------------|-----------|----------|----------|----------|
| Stills, Gary | 44 | 29 | 15 | 0 | 1 | 0 |
| Wilcox, Daniel | 20 | 13 | 7 | 0 | 0 | 0 |
| Oglesby, Evan | 17 | 9 | 8 | 0 | 0 | 0 |
| Ivy, Corey | 14 | 11 | 3 | 0 | 0 | 0 |
| Mughelli, Ovie | 14 | 10 | 4 | 0 | 0 | 0 |
| Green, Justin | 12 | 6 | 6 | 0 | 0 | 0 |
| Sapp, Gerome | 10 | 7 | 3 | 0 | 0 | 0 |
| Haley, Dennis | 9 | 3 | 6 | 0 | 0 | 0 |
| Johnson, Jarret | 6 | 5 | 1 | 0 | 0 | 0 |
| Prude, Ronnie | 6 | 5 | 1 | 0 | 0 | 0 |
| Smith, Mike | 6 | 2 | 4 | 1 | 0 | 0 |
| Katula, Matt | 5 | 1 | 4 | 0 | 0 | 0 |
| Johnson, Tim | 4 | 4 | 0 | 0 | 0 | 0 |
| Landry, Dawan | 4 | 3 | 1 | 0 | 0 | 0 |
| Martin, Derrick | 4 | 3 | 1 | 0 | 0 | 0 |
| Smith, Musa | 4 | 2 | 2 | 0 | 1 | 0 |
| Bannister, Alex | 2 | 2 | 0 | 0 | 0 | 0 |
| Koch, Sam | 2 | 2 | 0 | 0 | 0 | 0 |
| Sypniewski, Quinn | 2 | 1 | 1 | 0 | 0 | 0 |
| Winborne, Jamaine | 2 | 1 | 1 | 0 | 0 | 0 |
| Anderson, Mike | 1 | 0 | 1 | 0 | 0 | 0 |
| Stover, Matt | 1 | 1 | 0 | 0 | 0 | 0 |
| Thomas, Adalius | 1 | 0 | 1 | 0 | 0 | 0 |
| Totals | 190 | 120 | 70 | 1 | 2 | 0 |

TOP THREE

| SOLO | SACKS | FF | FR | PD |
|-------------------|-------------------|-----------------|-------------------|--------------------|
| 106 Ray Lewis | 13 Trevor Pryce | 3 Terrell Suggs | 3 Kelly Gregg | 25 Chris McAlister |
| 93 Bart Scott | 11 Adalius Thomas | 2 Corey Ivy | 2 Chris McAlister | 16 Ed Reed |
| 75 Adalius Thomas | 9.5 2 Players | 2 Trevor Pryce | 2 Terrell Suggs | 13 2 Players |

USUAL STARTERS

| OFFENSE | | DEFENSE | |
|---------|------------------|---------|-----------------|
| WR 89 | Mark Clayton | LDT 90 | Trevor Pryce |
| LT 75 | Jonathan Ogden | NT 97 | Kelly Gregg |
| LG 60 | Jason Brown | RDT 92 | Haloti Ngata |
| C 62 | Mike Flynn | LOLB 55 | Terrell Suggs |
| RG 68 | Keydrick Vincent | LILB 57 | Bart Scott |
| RT 79 | Tony Pashos | RILB 52 | Ray Lewis |
| TE 86 | Todd Heap | ROLB 96 | Adalius Thomas |
| WR 85 | Derrick Mason | LCB 21 | Chris McAlister |
| QB 9 | Steve McNair | RCB 22 | Samari Rolle |
| RB 31 | Jamal Lewis | SS 26 | Dawan Landry |
| FB 34 | Ovie Mughelli | FS 20 | Ed Reed |

COACHES

Brian Billick, Head Coach; **Rex Ryan**, Defensive Coordinator; **Frank Ganz Jr.**, Special Teams Coordinator; **Clarence Brooks**, Defensive Line; **Mark Carrier**, Secondary; **Vic Fangio**, Special Assistant; **Jim Fassel**, Offensive Coordinator (games 1-4); **John Fassel**, Special Teams Assistant; **Jedd Fisch**, Asst. Quarterbacks/Wide Receivers; **Jeff FitzGerald**, Linebackers; **Chris Foerster**, Asst. Head Coach/Offensive Line; **Jeff Friday**, Strength and Conditioning; **Wade Harman**, Tight Ends/Asst. Offensive Line; **Mike Johnson**, Wide Receivers; **Tony Nathan**, Running Backs; **Rick Neuheisel**, Quarterbacks; **Mike Pettine**, Outside Linebackers; **Paul Ricci**, Asst. Strength and Conditioning; **Greg Roman**, Asst. Offensive Line; **Dennis Thurman**, Secondary

RAVENS HONOR ROLL

Pro Bowl: LB Ray Lewis, CB Chris McAlister, QB Steve McNair; LT Jonathan Ogden (starter), S Ed Reed (starter), LB Bart Scott, LB Terrell Suggs, LB Adalius Thomas (starter)

NFL Alumni Association's TE of the Year: Todd Heap

Pro Football Weekly Asst. Coach of the Year: Rex Ryan

USA Today's All-Joe Team: NT Kelly Gregg, TE Todd Heap, FB Ovie Mughelli, DE Trevor Pryce, LB Bart Scott, K Matt Stover

NFL Players of the Month/Week: LB Bart Scott (Sept.) - Defense, K Matt Stover (Sept.) - Special Teams, LB Ray Lewis (Week 1) - Defense, CB Chris McAlister (Week 17) - Defense, DT Trevor Pryce (Week 10) - Special Teams, RB B.J. Sams (Week 11) - Special Teams

Ed Block Courage Award: CB Corey Ivy

Ravens Roost Unsung Hero: CB Corey Ivy

Ravens Roost Extra Effort: TE Daniel Wilcox

Ravens Nest Player of the Year: NT Kelly Gregg

SEASON TRENDS

| | | | |
|-----------------------------|------|---------------------------------------|------|
| Record | 13-3 | When Scoring First | 9-1 |
| vs. AFC North | 5-1 | When Not Scoring First | 4-2 |
| vs. AFC | 10-2 | Positive or Even Turnover Ratio | 9-1 |
| vs. NFC | 3-1 | Negative Turnover Ratio | 4-2 |
| Home | 7-1 | Winning or Even Penalty Ratio | 6-1 |
| Away | 6-2 | Losing Penalty Ratio | 8-2 |
| On Grass | 5-1 | With a 100-Yard Rusher | 2-0 |
| On Artificial Turf | 8-2 | With a 100-Yard Receiver | 5-1 |
| Outdoors | 12-3 | Without a 100-Yard Rusher | 11-3 |
| Indoors | 1-0 | Without a 100-Yard Receiver | 8-2 |
| Leading at Halftime | 9-0 | When Allowing a 100-Yard Rusher | 2-0 |
| Trailing at Halftime | 4-2 | When Not Allowing a 100-Yard Rusher | 11-3 |
| Tied at Halftime | 0-1 | When Allowing a 100-Yard Receiver | 4-2 |
| Leading After 3 Quarters | 10-0 | When Not Allowing a 100-Yard Receiver | 9-1 |
| Tied After 3 Quarters | 0-1 | With a 300-Yard Passer | 1-0 |
| Trailing After 3 Quarters | 3-2 | Without a 300-Yard Passer | 12-3 |
| Winning Coin Toss | 5-2 | Allowing a 300-Yard (net) Passer | 1-1 |
| Losing Coin Toss | 8-1 | Not Allowing a 300-Yard (net) Passer | 12-2 |
| Decided by 7 Points or Less | 4-2 | Overtime | 0-0 |
| Decided By 3 Points or Less | 3-1 | Preseason | 2-2 |

2006 POSTSEASON STATISTICS

RESULTS AND ATTENDANCE

WON 0, LOST 1

01/13 L 6-15 Indianapolis 71,162

TEAM STATISTICS

| | RAVENS | OPPONENT |
|--------------------------|---------------|---------------|
| TOTAL FIRST DOWNS | 13 | 15 |
| Rushing | 5 | 6 |
| Passing | 6 | 9 |
| Penalty | 2 | 0 |
| 3rd Down: Made/Att | 2/11 | 8/19 |
| 3rd Down Pct. | 18.2 | 42.1 |
| 4th Down: Made/Att | 0/0 | 0/0 |
| 4th Down Pct. | 0.0 | 0.0 |
| POSSESSION AVG. | 28:36 | 31:24 |
| TOTAL NET YARDS | 244 | 261 |
| Avg. Per Game | 244.0 | 261.0 |
| Total Plays | 51 | 66 |
| Avg. Per Play | 4.8 | 4.0 |
| NET YARDS RUSHING | 83 | 100 |
| Avg. Per Game | 83.0 | 100.0 |
| Total Rushes | 20 | 35 |
| NET YARDS PASSING | 161 | 161 |
| Avg. Per Game | 161.0 | 161.0 |
| Sacked/Yards Lost | 2/12 | 1/9 |
| Gross Yards | 173 | 170 |
| Att./Completions | 29/18 | 30/15 |
| Completion Pct. | 62.1 | 50.0 |
| Had Intercepted | 2 | 2 |
| PUNTS/AVERAGE | 5/38.0 | 4/45.0 |
| NET PUNTING AVG. | 5/27.4 | 4/32.5 |
| PENALTIES/YARDS | 6/39 | 3/19 |
| FUMBLES/BALL LOST | 2/2 | 3/0 |
| TOUCHDOWNS | 0 | 0 |
| Rushing | 0 | 0 |
| Passing | 0 | 0 |
| Returns | 0 | 0 |

| SCORE BY PERIODS | 1 | 2 | 3 | 4 | OT | PTS |
|------------------|---|---|---|---|----|-----|
| RAVENS | 0 | 3 | 0 | 3 | 0 | 6 |
| Opponents | 6 | 3 | 3 | 3 | 0 | 15 |

| SCORING | TD | RU | PA | RT | K/PAT | FG | S | PTS |
|-----------|----|----|----|----|-------|-----|---|-----|
| Stover | 0 | 0 | 0 | 0 | 0/0 | 2/2 | 0 | 6 |
| RAVENS | 0 | 0 | 0 | 0 | 0/0 | 2/2 | 0 | 6 |
| Opponents | 0 | 0 | 0 | 0 | 0/0 | 5/5 | 0 | 15 |

2-PT. CONVERSIONS: RAVENS 0-0; Opponents 0-0

SACKS: Gregg 0.5, Thomas 0.5 RAVENS 1.0; Opponents 2.0

RUSHING

| | NO | YDS | AVG | LG | TD |
|------------------|-----------|------------|------------|-----------|----------|
| J. Lewis | 13 | 53 | 4.1 | 18 | 0 |
| Anderson | 4 | 18 | 4.5 | 8 | 0 |
| McNair | 1 | 6 | 6.0 | 6 | 0 |
| Mughelli | 2 | 6 | 3.0 | 3 | 0 |
| RAVENS | 20 | 83 | 4.2 | 18 | 0 |
| Opponents | 35 | 100 | 2.9 | 25 | 0 |

RECEIVING

| | NO | YDS | AVG | LG | TD |
|------------------|-----------|------------|-------------|-----------|----------|
| Clayton | 6 | 73 | 12.2 | 21 | 0 |
| Heap | 3 | 28 | 9.3 | 23 | 0 |
| J. Lewis | 3 | 24 | 8.0 | 13 | 0 |
| Mason | 2 | 16 | 8.0 | 9 | 0 |
| Mughelli | 2 | 11 | 5.5 | 9 | 0 |
| Wilcox | 1 | 15 | 15.0 | 15 | 0 |
| Anderson | 1 | 6 | 6.0 | 6 | 0 |
| RAVENS | 18 | 173 | 9.6 | 23 | 0 |
| Opponents | 15 | 170 | 11.3 | 27 | 0 |

INTERCEPTIONS

| | NO | YDS | AVG | LG | TD |
|------------------|----------|----------|------------|----------|----------|
| Reed | 2 | 0 | 0.0 | 0 | 0 |
| RAVENS | 2 | 0 | 0.0 | 0 | 0 |
| Opponents | 2 | 9 | 4.5 | 9 | 0 |

PUNTING

| | NO | YDS | AVG | NET | TB | IN | LG | BLK |
|------------------|----------|------------|-------------|-------------|----------|----------|-----------|----------|
| Koch | 5 | 190 | 38.0 | 27.4 | 1 | 1 | 47 | 0 |
| RAVENS | 5 | 190 | 38.0 | 27.4 | 1 | 1 | 47 | 0 |
| Opponents | 4 | 180 | 45.0 | 32.5 | 1 | 1 | 51 | 0 |

PUNT RETURNS

| | RET | FC | YDS | AVG | LG | TD |
|------------------|----------|----------|-----------|-------------|-----------|----------|
| Ross | 2 | 0 | 30 | 15.0 | 18 | 0 |
| RAVENS | 2 | 0 | 30 | 15.0 | 18 | 0 |
| Opponents | 3 | 1 | 33 | 11.0 | 21 | 0 |

KICKOFF RETURNS

| | NO | YDS | AVG | LG | TD |
|------------------|----------|------------|-------------|-----------|----------|
| Ross | 6 | 124 | 20.7 | 27 | 0 |
| RAVENS | 6 | 124 | 20.7 | 27 | 0 |
| Opponents | 3 | 48 | 16.0 | 18 | 0 |

FIELD GOALS

| | 1-19 | 20-29 | 30-39 | 40-49 | 50+ |
|------------------|------------|------------|------------|------------|------------|
| Stover | 0/0 | 0/0 | 0/0 | 1/1 | 1/1 |
| RAVENS | 0/0 | 0/0 | 0/0 | 1/1 | 1/1 |
| Opponents | 0/0 | 1/1 | 1/1 | 2/2 | 1/1 |

Stover: (40G,51G)

Opponents: (23G,42G,51G,48G,35G)

| PASSING | ATT | COMP | YARDS | COMP% | YDS/ATT | TD | TD% | INT | INT% | LG | SACK/LOST | RATING |
|------------------|-----------|-----------|------------|-------------|-------------|----------|------------|----------|------------|-----------|-------------|-------------|
| McNair | 29 | 18 | 173 | 62.1 | 5.97 | 0 | 0.0 | 2 | 6.9 | 23 | 2/12 | 49.9 |
| RAVENS | 29 | 18 | 173 | 62.1 | 5.97 | 0 | 0.0 | 2 | 6.9 | 23 | 2/12 | 49.9 |
| Opponents | 30 | 15 | 170 | 50.0 | 5.67 | 0 | 0.0 | 2 | 6.7 | 27 | 1/9 | 39.6 |

DEFENSIVE

FROM COACHES VIDEO

| PLAYER | TT | SOLO | AS | SACKS | LOST | INT | YDS | PD | FF | FR |
|-------------------|-----------|-----------|-----------|----------|----------|----------|----------|----------|----------|----------|
| Lewis, Ray | 23 | 13 | 10 | 0 | 0 | 0 | 0 | 3 | 0 | 0 |
| Scott, Bart | 12 | 5 | 7 | 0 | 0 | 0 | 0 | 0 | 0 | 0 |
| Suggs, Terrell | 10 | 9 | 1 | 0 | 0 | 0 | 0 | 0 | 1 | 0 |
| Pryce, Trevor | 8 | 3 | 5 | 0 | 0 | 0 | 0 | 0 | 0 | 0 |
| Thomas, Adalius | 8 | 5 | 3 | 0 | 0 | 0 | 0 | 0 | 0 | 0 |
| Gregg, Kelly | 7 | 5 | 2 | 1 | 9 | 0 | 0 | 0 | 0 | 0 |
| Ngata, Haloti | 7 | 3 | 4 | 0 | 0 | 0 | 0 | 0 | 0 | 0 |
| Rolle, Samari | 4 | 3 | 1 | 0 | 0 | 0 | 0 | 1 | 0 | 0 |
| McAlister, Chris | 3 | 3 | 0 | 0 | 0 | 0 | 0 | 1 | 0 | 0 |
| Ivy, Corey | 2 | 2 | 0 | 0 | 0 | 0 | 0 | 0 | 0 | 0 |
| Johnson, Jarret | 2 | 2 | 0 | 0 | 0 | 0 | 0 | 0 | 0 | 0 |
| Reed, Ed | 2 | 2 | 0 | 0 | 0 | 2 | 0 | 3 | 0 | 0 |
| Franklin, Aubrayo | 1 | 0 | 1 | 0 | 0 | 0 | 0 | 0 | 0 | 0 |
| Landry, Dawan | 1 | 0 | 1 | 0 | 0 | 0 | 0 | 0 | 0 | 0 |
| Totals | 90 | 55 | 35 | 1 | 9 | 2 | 0 | 8 | 1 | 0 |

SPECIAL TEAMS

FROM COACHES VIDEO

| PLAYER | TT | SOLO | AS | FF | FR | BK |
|---------------|----------|----------|----------|----------|----------|----------|
| Haley, Dennis | 1 | 1 | 0 | 0 | 0 | 0 |
| Johnson, Tim | 1 | 1 | 0 | 0 | 0 | 0 |
| Katula, Matt | 1 | 1 | 0 | 0 | 0 | 0 |
| Landry, Dawan | 1 | 1 | 0 | 0 | 0 | 0 |
| Oglesby, Evan | 1 | 1 | 0 | 0 | 0 | 0 |
| Sapp, Gerome | 1 | 1 | 0 | 0 | 0 | 0 |
| Totals | 6 | 6 | 0 | 0 | 0 | 0 |

2007 STATISTICS

RESULTS AND ATTENDANCE

WON 5, LOST 11

| | | | | |
|-------|---|------------|------------------|--------|
| 9/10 | L | 20-27 | at Cincinnati | 66,093 |
| 9/16 | W | 20-13 | New York Jets | 71,246 |
| 9/23 | W | 26-23 | Arizona | 71,372 |
| 9/30 | L | 13-27 | at Cleveland | 73,024 |
| 10/07 | W | 9-7 | at San Francisco | 67,885 |
| 10/14 | W | 22-3 | St. Louis | 71,175 |
| 10/21 | L | 14-19 | at Buffalo | 70,727 |
| 11/05 | L | 7-38 | at Pittsburgh | 63,457 |
| 11/11 | L | 7-21 | Cincinnati | 71,130 |
| 11/18 | L | 30-33 (OT) | Cleveland | 71,055 |
| 11/25 | L | 14-32 | at San Diego | 63,337 |
| 12/03 | L | 24-27 | New England | 71,382 |
| 12/09 | L | 20-44 | Indianapolis | 70,513 |
| 12/16 | L | 16-22 (OT) | at Miami | 70,287 |
| 12/23 | L | 6-27 | at Seattle | 68,164 |
| 12/30 | W | 27-21 | Pittsburgh | 71,353 |

TEAM STATISTICS

TOTAL FIRST DOWNS

| | |
|--------------------|--------|
| Rushing | 96 |
| Passing | 175 |
| Penalty | 20 |
| 3rd Down: Made/Att | 90/234 |
| 3rd Down Pct. | 38.5 |
| 4th Down: Made/Att | 11/21 |
| 4th Down Pct. | 52.4 |

POSSESSION AVG.

30:46

TOTAL NET YARDS

4832

Avg. Per Game 302.0

Total Plays 1042

Avg. Per Play 4.6

NET YARDS RUSHING

1797

Avg. Per Game 112.3

Total Rushes 446

NET YARDS PASSING

3035

Avg. Per Game 189.7

Sacked/Yards Lost 39/273

Gross Yards 3308

Att./Completions 557/341

Completion Pct. 61.2

Had Intercepted 14

PUNTS/AVERAGE

79/43.0

NET PUNTING AVG.

79/36.0

PENALTIES/YARDS

107/873

FUMBLES/BALL LOST

35/26

TOUCHDOWNS

28

Rushing 11

Passing 13

Returns 4

SCORE BY PERIODS

1 2 3 4 OT PTS

RAVENS 33 110 44 88 0 275

Opponents 69 136 87 83 9 384

SCORING

TD RU PA RT K/PAT FG S PTS

Stover 0 0 0 0 26/26 27/32 0 107

McGahee 8 7 1 0 0 0 0 48

Mason 5 0 5 0 0 0 0 30

Darling 3 0 3 0 0 0 0 18

Figuers 2 0 0 2 0 0 0 12

Mu. Smith 2 2 0 0 0 0 0 12

Heap 1 0 1 0 0 0 0 6

Lewis 1 0 0 1 0 0 0 6

McClain 1 0 1 0 0 0 0 6

Reed 1 0 0 1 0 0 0 6

Ross 1 1 0 0 0 0 0 6

T. Smith 1 1 0 0 0 0 0 6

Sypniewski 1 0 1 0 0 0 0 6

Wilcox 1 0 1 0 0 0 0 6

RAVENS 8 11 13 4 26/26 27/32 0 275

Opponents 39 9 27 3 35/36 37/43 1 384

2-PT. CONVERSIONS: RAVENS 0-2, Opponents 1-2

SACKS: Suggs 5, Gregg 3, Ivy 3, Ngata 3, Bannan 2, Barnes 2, Johnson 2, Lewis 2, Pryce 2, Sapp 2, Edwards 1, Jones 1, Landry 1, Scott 1, Stills 1, (group) 1, **RAVENS 32, Opponents 39**

FUM/LOST: McNair 8/7, Boller 5/4, Figurs 4/1, McGahee 4/3, T. Smith 3/2, Anderson 2/2, Reed 2/2, Ross 2/2, Mason 1/1, McClain 1/1, Pittman 1/0, Mu. Smith 1/0, Sypniewski 1/1

PASSING

ATT COMP YARDS COMP% YDS/ATT TD TD% INT INT% LG SACK/LOST RATING

Boller 275 168 1743 61.1 6.34 9 3.3 10 3.6 53 24/159 75.2

McNair 205 133 1113 64.9 5.43 2 1.0 4 2.0 30 11/85 73.9

T. Smith 76 40 452 52.6 5.95 2 2.6 0 0.0 79t 4/29 79.5

Clayton 1 0 0 0.0 0.00 0 0.0 0 0.0 0 0/0 39.6

RAVENS 557 341 3308 61.2 5.94 13 2.3 14 2.5 79t 39/273 75.2

Opponents 490 293 3740 59.8 7.63 27 5.5 17 3.5 78t 32/183 87.6

RUSHING

| NO | YDS | AVG | LG | TD | |
|------------------|------------|-------------|------------|------------|-----------|
| McGahee | 294 | 1207 | 4.1 | 46t | 7 |
| Mu. Smith | 75 | 264 | 3.5 | 24 | 2 |
| Boller | 19 | 89 | 4.7 | 15 | 0 |
| Ross | 12 | 72 | 6.0 | 32t | 1 |
| Anderson | 15 | 62 | 4.1 | 16 | 0 |
| T. Smith | 12 | 54 | 4.5 | 14 | 1 |
| McNair | 10 | 32 | 3.2 | 13 | 0 |
| McClain | 8 | 18 | 2.3 | 4 | 0 |
| Figuers | 1 | -1 | -1.0 | -1 | 0 |
| RAVENS | 446 | 1797 | 4.0 | 46t | 11 |
| Opponents | 446 | 1268 | 2.8 | 36 | 9 |

RECEIVING

| NO | YDS | AVG | LG | TD | |
|------------------|------------|-------------|-------------|------------|-----------|
| Mason | 103 | 1087 | 10.6 | 79t | 5 |
| Clayton | 48 | 531 | 11.1 | 52 | 0 |
| McGahee | 43 | 231 | 5.4 | 30 | 1 |
| Sypniewski | 34 | 246 | 7.2 | 13 | 1 |
| Mu. Smith | 27 | 192 | 7.1 | 29 | 0 |
| Heap | 23 | 239 | 10.4 | 37 | 1 |
| Williams | 20 | 290 | 14.5 | 34 | 0 |
| Darling | 18 | 326 | 18.1 | 53 | 3 |
| McClain | 9 | 55 | 6.1 | 13t | 1 |
| Wilcox | 6 | 18 | 3.0 | 7 | 1 |
| Anderson | 4 | 26 | 6.5 | 10 | 0 |
| Green | 2 | 16 | 8.0 | 10 | 0 |
| Vickers | 2 | 4 | 2.0 | 5 | 0 |
| Figuers | 1 | 36 | 36.0 | 36 | 0 |
| Willis | 1 | 11 | 11.0 | 11 | 0 |
| RAVENS | 341 | 3308 | 9.7 | 79t | 13 |
| Opponents | 293 | 3740 | 12.8 | 78t | 27 |

INTERCEPTIONS

| NO | YDS | AVG | LG | TD | |
|------------------|-----------|------------|-------------|-------------|----------|
| Reed | 7 | 130 | 18.6 | 32 | 0 |
| Lewis | 2 | 35 | 17.5 | 35t | 1 |
| Pittman | 2 | 21 | 10.5 | 29 | 0 |
| Martin | 2 | 3 | 1.5 | 3 | 0 |
| Ivy | 1 | 22 | 22.0 | 22 | 0 |
| Edwards | 1 | 1 | 1.0 | 1 | 0 |
| McAlister | 1 | 0 | 0.0 | 0 | 0 |
| Rolle | 1 | 0 | 0.0 | 0 | 0 |
| RAVENS | 17 | 212 | 12.5 | 35t | 1 |
| Opponents | 14 | 293 | 20.9 | 100t | 1 |

PUNTING

| NO | YDS | AVG | NET | TB | IN | LG | BLK | |
|------------------|-----------|-------------|-------------|-------------|----------|-----------|-----------|----------|
| Koch | 78 | 3397 | 43.6 | 36.0 | 9 | 20 | 64 | 1 |
| RAVENS | 79 | 3397 | 43.0 | 36.0 | 9 | 20 | 64 | 1 |
| Opponents | 76 | 3277 | 43.1 | 37.4 | 5 | 26 | 74 | 0 |

PUNT RETURNS

| RET | FC | YDS | AVG | LG | TD | |
|------------------|-----------|-----------|------------|------------|------------|----------|
| Figuers | 16 | 9 | 171 | 10.7 | 75t | 1 |
| Reed | 10 | 3 | 94 | 9.4 | 63t | 1 |
| Ross | 5 | 0 | 36 | 7.2 | 15 | 0 |
| Sams | 4 | 0 | 37 | 9.3 | 16 | 0 |
| RAVENS | 35 | 12 | 338 | 9.7 | 75t | 2 |
| Opponents | 38 | 16 | 375 | 9.9 | 49 | 0 |

KICKOFF RETURNS

| NO | YDS | AVG | LG | TD | |
|------------------|-----------|-------------|-------------|------------|----------|
| Figuers | 46 | 1138 | 24.7 | 94t | 1 |
| Ross | 9 | 148 | 16.4 | 25 | 0 |
| Sams | 5 | 140 | 28.0 | 47 | 0 |
| Mu. Smith | 3 | 89 | 29.7 | 52 | 0 |
| Anderson | 2 | 10 | 5.0 | 10 | 0 |
| RAVENS | 65 | 1525 | 23.5 | 94t | 1 |
| Opponents | 61 | 1444 | 23.7 | 50 | 0 |

FIELD GOALS

| 1-19 | 20-29 | 30-39 | 40-49 | 50+ | |
|------------------|------------|--------------|--------------|--------------|------------|
| Stover | 1/1 | 11/11 | 7/7 | 8/12 | 0/1 |
| RAVENS | 1/1 | 11/11 | 7/7 | 8/12 | 0/1 |
| Opponents | 1/1 | 14/14 | 10/12 | 10/11 | 2/5 |

Stover: (36G,23G)(28G,46N,43G)(21G,28G,43G,46G)(46N,21G, 29G,41N)(26G,32G,49G)(43G,42G,23G,31G,36G)(0)(0)(34G,41G,47G)(0)(29G)(0)(27G,39G,50B,18G,44N)(0)(28G,31G)

Opponents: (53N,23G,40G)(50G,52N,21G)(48G,47N,40G,41G)(41G,20G)(52N)(35N,32G)(29G,26G,35G,41G)(22G)(34G,19G,22G,35G,35G,21G,33G)(35N,28G,39G,51G,33G)(27G,46G,41G,41G)(21G,38G)(0)(23G,22G,29G)(42G,39G)(0)

2007 STATISTICS

DEFENSIVE

FROM COACHES VIDEO

| PLAYER | TT | SOLO | AS | SACKS | YDS | INT | YDS | PD | FF | FR |
|-------------------|-------------|------------|------------|------------|------------|-----------|------------|-----------|----------|----------|
| Lewis, Ray | 184 | 108 | 76 | 2 | 7 | 2 | 35 | 10 | 2 | 1 |
| Scott, Bart | 131 | 84 | 47 | 1 | 2 | 0 | 0 | 3 | 0 | 0 |
| Gregg, Kelly | 111 | 78 | 33 | 3 | 15 | 0 | 0 | 4 | 0 | 1 |
| Suggs, Terrell | 95 | 51 | 44 | 5 | 34 | 0 | 0 | 7 | 1 | 0 |
| Johnson, Jarret | 94 | 59 | 35 | 2 | 19 | 0 | 0 | 2 | 2 | 0 |
| Ngata, Haloti | 94 | 58 | 36 | 3 | 14 | 0 | 0 | 2 | 1 | 0 |
| Landry, Dawan | 91 | 73 | 18 | 1 | 9 | 0 | 0 | 7 | 0 | 0 |
| Ivy, Corey | 63 | 55 | 8 | 3 | 21 | 1 | 22 | 16 | 1 | 1 |
| Edwards, Dwan | 58 | 30 | 28 | 1 | 8 | 1 | 1 | 1 | 0 | 0 |
| Reed, Ed | 45 | 36 | 9 | 0 | 0 | 7 | 130 | 13 | 0 | 1 |
| Greisen, Nick | 38 | 22 | 16 | 0 | 0 | 0 | 0 | 0 | 0 | 1 |
| Bannan, Justin | 37 | 19 | 18 | 2 | 4 | 0 | 0 | 0 | 1 | 0 |
| Martin, Derrick | 26 | 23 | 3 | 0 | 0 | 2 | 3 | 8 | 0 | 0 |
| Rolle, Samari | 25 | 23 | 2 | 0 | 0 | 1 | 0 | 5 | 0 | 0 |
| McAlister, Chris | 23 | 19 | 4 | 0 | 0 | 1 | 0 | 10 | 0 | 0 |
| Pryce, Trevor | 19 | 9 | 10 | 2 | 8 | 0 | 0 | 0 | 0 | 0 |
| Pittman, David | 10 | 8 | 2 | 0 | 0 | 2 | 21 | 4 | 0 | 0 |
| Gaston, Willie | 9 | 8 | 1 | 0 | 0 | 0 | 0 | 1 | 0 | 0 |
| Sapp, Gerome | 9 | 8 | 1 | 2 | 15 | 0 | 0 | 0 | 0 | 0 |
| Barnes, Antwan | 8 | 4 | 4 | 2 | 20 | 0 | 0 | 0 | 0 | 0 |
| Prude, Ronnie | 6 | 6 | 0 | 0 | 0 | 0 | 0 | 3 | 0 | 0 |
| Winborne, Jamaime | 6 | 5 | 1 | 0 | 0 | 0 | 0 | 3 | 0 | 0 |
| Jones, Edgar | 5 | 2 | 3 | 1 | 0 | 0 | 0 | 0 | 0 | 0 |
| Gordon, Amon | 3 | 2 | 1 | 0 | 0 | 0 | 0 | 0 | 0 | 0 |
| Stills, Gary | 3 | 1 | 2 | 1 | 5 | 0 | 0 | 0 | 0 | 0 |
| Totals | 1193 | 791 | 402 | 32* | 181 | 17 | 212 | 99 | 8 | 5 |

*Includes a team sack

SPECIAL TEAMS

FROM COACHES VIDEO

| PLAYER | TT | SOLO | AS | FF | FR | BK |
|-------------------|------------|------------|----------|----------|----------|----------|
| Stills, Gary | 26 | 25 | 1 | 1 | 0 | 0 |
| Winborne, Jamaime | 21 | 21 | 0 | 0 | 0 | 0 |
| Green, Justin | 19 | 18 | 1 | 0 | 0 | 0 |
| Martin, Derrick | 17 | 17 | 0 | 0 | 1 | 0 |
| Greisen, Nick | 13 | 13 | 0 | 0 | 0 | 0 |
| McClain, LeRon | 12 | 12 | 0 | 0 | 0 | 0 |
| Prude, Ronnie | 8 | 8 | 0 | 0 | 0 | 0 |
| Barnes, Antwan | 8 | 7 | 1 | 1 | 0 | 0 |
| Burgess, Prescott | 7 | 7 | 0 | 0 | 0 | 0 |
| Katula, Matt | 7 | 7 | 0 | 0 | 0 | 0 |
| Smith, Musa | 7 | 7 | 0 | 0 | 0 | 0 |
| Sapp, Gerome | 5 | 5 | 0 | 0 | 0 | 0 |
| Wilcox, Daniel | 5 | 5 | 0 | 0 | 0 | 0 |
| Landry, Dawan | 5 | 5 | 0 | 0 | 0 | 0 |
| Anderson, Mike | 4 | 3 | 1 | 0 | 0 | 0 |
| McCune, Robert | 3 | 2 | 1 | 0 | 0 | 0 |
| Darling, Devard | 2 | 2 | 0 | 0 | 1 | 0 |
| Haley, Dennis | 2 | 2 | 0 | 0 | 0 | 0 |
| Ivy, Corey | 2 | 2 | 0 | 0 | 0 | 0 |
| Jones, Edgar | 2 | 2 | 0 | 0 | 0 | 0 |
| Willis, Matt | 2 | 2 | 0 | 0 | 0 | 0 |
| Gaston, Willie | 1 | 1 | 0 | 0 | 0 | 0 |
| Koch, Sam | 1 | 1 | 0 | 0 | 0 | 0 |
| Edwards, Dwan | 0 | 0 | 0 | 0 | 0 | 1 |
| Totals | 179 | 174 | 5 | 2 | 2 | 1 |

TOP THREE

| SOLO | SACKS | FF | FR | PD |
|----------------|-----------------|------------------|-------------|--------------|
| 108 Ray Lewis | 5 Terrell Suggs | 2 Jarret Johnson | 1 5 Players | 16 Corey Ivy |
| 84 Bart Scott | 3 3 Players | 2 Ray Lewis | | 13 Ed Reed |
| 78 Kelly Gregg | 2 6 Players | 1 4 Players | | 10 2 Players |

USUAL STARTERS

| OFFENSE | | DEFENSE | |
|------------------------|------------------------|---------|--|
| WR 89 Mark Clayton | LDT 93 Dwan Edwards | | |
| LT 75 Jonathan Ogden | NT 97 Kelly Gregg | | |
| LG 60 Jason Brown | RDT 92 Haloti Ngata | | |
| C 62 Mike Flynn | LOLB 95 Jarret Johnson | | |
| RG 66 Ben Grubbs | LILB 52 Ray Lewis | | |
| RT 73 Marshal Yanda | RILB 57 Bart Scott | | |
| TE 88 Quinn Sypniewski | ROLB 55 Terrell Suggs | | |
| WR 85 Derrick Mason | LCB 21 Chris McAlister | | |
| QB 9 Steve McNair | RCB 35 Corey Ivy | | |
| 7 Kyle Boller | SS 26 Dawan Landry | | |
| RB 23 Willis McGahee | FS 20 Ed Reed | | |
| FB 39 LeRon McClain | | | |

COACHES

Brian Billick, Head Coach; **Rick Neuheisel**, Offensive Coordinator/Quarterbacks; **Rex Ryan**, Defensive Coordinator; **Frank Ganzs Jr.**, Special Teams Coordinator; **Clarence Brooks**, Defensive Line; **Mark Carrier**, Secondary; **Vic Fangio**, Special Assistant to the Head Coach/Defense; **John Fassel**, Special Teams Assistant; **Jedd Fisch**, Asst. Quarterbacks; **Jeff FitzGerald**, Linebackers; **Chris Foerster**, Asst. Head Coach/Offensive Line; **Jeff Friday**, Strength and Conditioning; **Wade Harman**, Tight Ends/Asst. Offensive Line; **Mike Johnson**, Wide Receivers; **Tony Nathan**, Running Backs; **Mike Pettine**, Outside Linebackers; **Paul Ricci**, Asst. Strength and Conditioning; **Greg Roman**, Asst. Offensive Line; **Dennis Thurman**, Secondary

RAVENS HONOR ROLL

Pro Bowl: LB Ray Lewis, RB Willis McGahee, LT Jonathan Ogden, S Ed Reed (starter)

Pro Bowl (1st Alternate): LB Terrell Suggs, ST Gary Stills

Pro Football Weekly's All-Rookie Team: G Ben Grubbs, RS Yamon Figurs

USA Today's All-Joe Team: NT Kelly Gregg, DT Haloti Ngata

NFL Players of the Week: K Matt Stover (Week 6) - Special Teams, RS Yamon Figurs (Week 3) - Special Teams

Ed Block Courage Award: CB Samari Rolle

Ravens Roost Unsung Hero: NT Kelly Gregg

Ravens Roost Extra Effort: G Ben Grubbs

Ravens Nest Player of the Year: LB Jarret Johnson

SEASON TRENDS

| | | | |
|-----------------------------|------|---------------------------------------|------|
| Record | 5-11 | When Scoring First | 5-1 |
| vs. AFC North | 1-5 | When Not Scoring First | 0-10 |
| vs. AFC | 2-10 | Positive or Even Turnover Ratio | 5-1 |
| vs. NFC | 3-1 | Negative Turnover Ratio | 0-10 |
| Home | 4-4 | Winning or Even Penalty Ratio | 3-5 |
| Away | 1-7 | Losing Penalty Ratio | 2-6 |
| On Grass | 1-4 | With a 100-Yard Rusher | 0-5 |
| On Artificial Turf | 4-7 | With a 100-Yard Receiver | 0-2 |
| Outdoors | 5-11 | Without a 100-Yard Rusher | 5-6 |
| Indoors | 0-0 | Without a 100-Yard Receiver | 5-9 |
| Leading at Halftime | 5-1 | When Allowing a 100-Yard Rusher | 0-0 |
| Trailing at Halftime | 0-9 | When Not Allowing a 100-Yard Rusher | 5-11 |
| Tied at Halftime | 0-1 | When Allowing a 100-Yard Receiver | 2-4 |
| Leading After 3 Quarters | 5-1 | When Not Allowing a 100-Yard Receiver | 3-7 |
| Tied After 3 Quarters | 0-1 | With a 300-Yard Passer | 0-1 |
| Trailing After 3 Quarters | 0-9 | Without a 300-Yard Passer | 5-10 |
| Winning Coin Toss | 4-3 | Allowing a 300-Yard (net) Passer | 0-1 |
| Losing Coin Toss | 1-8 | Not Allowing a 300-Yard (net) Passer | 5-10 |
| Decided by 7 Points or Less | 4-5 | Overtime | 0-2 |
| Decided By 3 Points or Less | 2-2 | Preseason | 1-3 |

2008 STATISTICS

RESULTS AND ATTENDANCE

WON 11, LOST 5

WILD CARD/AFC CHAMPIONSHIP GAME

| Date | W | L | OT | Opponent | Score |
|-------|---|---|-------|--------------------|--------|
| 09/07 | W | | | Cincinnati | 70,978 |
| 09/21 | W | | | Cleveland | 71,104 |
| 09/29 | L | | 20-23 | at Pittsburgh | 64,038 |
| 10/05 | L | | | Tennessee | 71,131 |
| 10/12 | L | | | at Indianapolis | 66,153 |
| 10/19 | W | | | at Miami | 64,972 |
| 10/26 | W | | | Oakland | 71,254 |
| 11/02 | W | | | at Cleveland | 73,078 |
| 11/09 | W | | | at Houston | 70,552 |
| 11/16 | L | | | at New York Giants | 78,849 |
| 11/23 | W | | | Philadelphia | 71,379 |
| 11/30 | W | | | at Cincinnati | 63,871 |
| 12/07 | W | | | Washington | 71,438 |
| 12/14 | L | | | Pittsburgh | 71,502 |
| 12/20 | W | | | at Dallas | 63,800 |
| 12/28 | W | | | Jacksonville | 71,366 |

TEAM STATISTICS

TOTAL FIRST DOWNS

| Category | RAVENS | OPPONENT |
|--------------------|--------|----------|
| Rushing | 132 | 58 |
| Passing | 147 | 152 |
| Penalty | 21 | 18 |
| 3rd Down: Made/Att | 95/232 | 71/212 |
| 3rd Down Pct. | 40.9 | 33.5 |
| 4th Down: Made/Att | 7/11 | 3/16 |
| 4th Down Pct. | 63.6 | 18.8 |

POSSESSION AVG.

| Category | RAVENS | OPPONENT |
|---------------|--------|----------|
| Total Plays | 1058 | 928 |
| Avg. Per Play | 4.9 | 4.5 |

NET YARDS RUSHING

| Category | RAVENS | OPPONENT |
|---------------|--------|----------|
| Total Rushes | 592 | 366 |
| Avg. Per Game | 148.5 | 81.4 |

NET YARDS PASSING

| Category | RAVENS | OPPONENT |
|-------------------|---------|----------|
| Total Passes | 2808 | 2875 |
| Avg. Per Game | 175.5 | 179.7 |
| Sacked/Yards Lost | 33/277 | 34/257 |
| Gross Yards | 3085 | 3132 |
| Att./Completions | 433/261 | 528/276 |
| Completion Pct. | 60.3 | 52.3 |
| Had Intercepted | 12 | 26 |

PUNTS/AVERAGE

| Category | RAVENS | OPPONENT |
|---------------|----------|----------|
| Total Punts | 84/39.9 | 92/37.0 |
| Avg. Per Game | 103/78.5 | 114/79.2 |

FUMBLES/BALL LOST

| Category | RAVENS | OPPONENT |
|---------------|--------|----------|
| Total Fumbles | 28/9 | 21/8 |

TOUCHDOWNS

| Category | RAVENS | OPPONENT |
|----------|--------|----------|
| Rushing | 20 | 4 |
| Passing | 16 | 17 |
| Returns | 6 | 5 |

SCORE BY PERIODS

| Period | 1 | 2 | 3 | 4 | OT | PTS |
|-----------|----|-----|----|-----|----|-----|
| RAVENS | 58 | 115 | 97 | 115 | 0 | 385 |
| Opponents | 57 | 58 | 66 | 60 | 3 | 244 |

SCORING

| Player | TD | RU | PA | RT | K/PAT | FG | S | PTS |
|-------------|----|----|----|----|-------|-------|---|-----|
| Stover | 0 | 0 | 0 | 0 | 41/41 | 27/33 | 0 | 122 |
| L. McClain | 11 | 10 | 1 | 0 | 0 | 0 | 0 | 66 |
| McGahee | 7 | 7 | 0 | 0 | 0 | 0 | 0 | 42 |
| D. Mason | 5 | 0 | 5 | 0 | 0 | 0 | 0 | 32 |
| Clayton | 4 | 1 | 3 | 0 | 0 | 0 | 0 | 24 |
| Heap | 3 | 0 | 3 | 0 | 0 | 0 | 0 | 18 |
| Reed | 3 | 0 | 0 | 3 | 0 | 0 | 0 | 18 |
| Flacco | 2 | 2 | 0 | 0 | 0 | 0 | 0 | 12 |
| Suggs | 2 | 0 | 0 | 2 | 0 | 0 | 0 | 12 |
| Wilcox | 2 | 0 | 2 | 0 | 0 | 0 | 0 | 12 |
| Figsurs | 1 | 0 | 1 | 0 | 0 | 0 | 0 | 6 |
| Leonhard | 1 | 0 | 0 | 1 | 0 | 0 | 0 | 6 |
| D. Williams | 1 | 0 | 1 | 0 | 0 | 0 | 0 | 6 |
| J. McClain | 0 | 0 | 0 | 0 | 0 | 2 | 4 | 4 |
| Hauschka | 0 | 0 | 0 | 0 | 0/0 | 1/2 | 0 | 3 |
| RAVENS | 42 | 20 | 16 | 6 | 41/41 | 28/35 | 3 | 385 |
| Opponents | 26 | 4 | 17 | 5 | 25/25 | 21/22 | 0 | 244 |

2-PT. CONVERSIONS: D. Mason, RAVENS 1-1, Opponents 0-1

SACKS: Suggs 8, J. Johnson 5, Pryce 4.5, Lewis 3.5, Ivy 2.5, J. McClain 2.5, Scott 1.5, Ayanbadejo 1, Bannan 1, Leonhard 1, Ngata 1, Reed 1, (group) 1, Jones 0.5, **RAVENS 34, Opponents 33**

FUM/LOST: Flacco 11/2, L. McClain 4/1, Figsurs 3/0, McGahee 3/3, D. Mason 2/1, Brown 1/0, Heap 1/1, Leonhard 1/0, Reed 1/0, Rice 1/1

PASSING

| Player | ATT | COMP | YARDS | COMP% | YDS/ATT | TD | TD% | INT | INT% | LG | SACK/LOST | RATING |
|-----------|-----|------|-------|-------|---------|----|-------|-----|------|-----|-----------|--------|
| Flacco | 428 | 257 | 2971 | 60.0 | 6.94 | 14 | 3.3 | 12 | 2.8 | 70t | 32/276 | 80.3 |
| T. Smith | 4 | 3 | 82 | 75.0 | 20.50 | 1 | 25.0 | 0 | 0.0 | 43 | 1/1 | 156.3 |
| Clayton | 1 | 1 | 32 | 100.0 | 32.00 | 1 | 100.0 | 0 | 0.0 | 32t | 0/0 | 158.3 |
| RAVENS | 433 | 261 | 3085 | 60.3 | 7.12 | 16 | 3.7 | 12 | 2.8 | 70t | 33/277 | 82.8 |
| Opponents | 528 | 276 | 3132 | 52.3 | 5.93 | 17 | 3.2 | 26 | 4.9 | 67t | 34/257 | 60.6 |

RUSHING

| Player | NO | YDS | AVG | LG | TD |
|------------|-----|------|------|-----|----|
| L. McClain | 232 | 902 | 3.9 | 82t | 10 |
| McGahee | 170 | 671 | 3.9 | 77t | 7 |
| Rice | 107 | 454 | 4.2 | 60 | 0 |
| Flacco | 52 | 180 | 3.5 | 38t | 2 |
| Clayton | 6 | 81 | 13.5 | 42t | 1 |
| Parmele | 2 | 27 | 13.5 | 31 | 0 |
| Neal | 12 | 25 | 2.1 | 5 | 0 |
| T. Smith | 9 | 24 | 2.7 | 8 | 0 |
| Koch | 1 | 9 | 9.0 | 9 | 0 |
| D. Mason | 1 | 3 | 3.0 | 3 | 0 |
| RAVENS | 592 | 2376 | 4.0 | 82t | 20 |
| Opponents | 366 | 1302 | 3.6 | 77 | 4 |

RECEIVING

| Player | NO | YDS | AVG | LG | TD |
|-------------|-----|------|------|-----|----|
| D. Mason | 80 | 1037 | 13.0 | 54 | 5 |
| Clayton | 41 | 695 | 17.0 | 70t | 3 |
| Heap | 35 | 403 | 11.5 | 30 | 3 |
| Rice | 33 | 273 | 8.3 | 40 | 0 |
| McGahee | 24 | 173 | 7.2 | 35 | 0 |
| L. McClain | 19 | 123 | 6.5 | 25 | 1 |
| D. Williams | 13 | 180 | 13.8 | 70t | 1 |
| Neal | 7 | 35 | 5.0 | 13 | 0 |
| Wilcox | 5 | 19 | 3.8 | 8 | 2 |
| Figsurs | 1 | 43 | 43.0 | 43t | 1 |
| Flacco | 1 | 43 | 43.0 | 43 | 0 |
| T. Smith | 1 | 36 | 36.0 | 36 | 0 |
| Jones | 1 | 25 | 25.0 | 25 | 0 |
| RAVENS | 261 | 3085 | 11.8 | 70t | 16 |
| Opponents | 276 | 3132 | 11.3 | 67t | 17 |

INTERCEPTIONS

| Player | NO | YDS | AVG | LG | TD |
|------------|----|-----|------|------|----|
| Reed | 9 | 264 | 29.3 | 107t | 2 |
| Lewis | 3 | 43 | 14.3 | 29 | 0 |
| McAlister | 3 | 28 | 9.3 | 16 | 0 |
| Rolle | 3 | 5 | 1.7 | 3 | 0 |
| Suggs | 2 | 86 | 43.0 | 44t | 2 |
| Ngata | 2 | 8 | 4.0 | 7 | 0 |
| Leonhard | 1 | 35 | 35.0 | 35t | 1 |
| Washington | 1 | 12 | 12.0 | 12 | 0 |
| Walker | 1 | 0 | 0.0 | 0 | 0 |
| Bannan | 1 | -4 | -4.0 | -4 | 0 |
| RAVENS | 26 | 477 | 18.3 | 107t | 5 |
| Opponents | 12 | 104 | 8.7 | 50t | 1 |

PUNTING

| Player | NO | YDS | AVG | NET | TB | IN | LG | BLK |
|-----------|----|------|------|------|----|----|----|-----|
| Koch | 84 | 3777 | 45.0 | 39.9 | 9 | 34 | 74 | 0 |
| RAVENS | 84 | 3777 | 45.0 | 39.9 | 9 | 34 | 74 | 0 |
| Opponents | 92 | 3938 | 42.8 | 37.0 | 8 | 21 | 59 | 1 |

PUNT RETURNS

| Player | RET | FC | YDS | AVG | LG | TD |
|-----------|-----|----|-----|------|----|----|
| Figsurs | 23 | 11 | 138 | 6.0 | 35 | 0 |
| Leonhard | 20 | 9 | 232 | 11.6 | 46 | 0 |
| Reed | 1 | 0 | 8 | 8.0 | 8 | 0 |
| RAVENS | 44 | 20 | 378 | 8.6 | 46 | 0 |
| Opponents | 38 | 12 | 245 | 6.4 | 33 | 0 |

KICKOFF RETURNS

| Player | NO | YDS | AVG | LG | TD |
|------------|----|------|------|------|----|
| Figsurs | 29 | 608 | 21.0 | 39 | 0 |
| Leonhard | 8 | 163 | 20.4 | 30 | 0 |
| Rice | 7 | 161 | 23.0 | 30 | 0 |
| Copper | 2 | 35 | 17.5 | 18 | 0 |
| Zbikowski | 2 | 48 | 24.0 | 26 | 0 |
| Clayton | 1 | 12 | 12.0 | 12 | 0 |
| J. Johnson | 1 | 13 | 13.0 | 13 | 0 |
| Jones | 1 | 0 | 0.0 | 0 | 0 |
| Neal | 1 | 2 | 2.0 | 2 | 0 |
| RAVENS | 50 | 1007 | 20.1 | 39 | 0 |
| Opponents | 76 | 1720 | 22.6 | 100t | 2 |

FIELD GOALS

| Player | 1-19 | 20-29 | 30-39 | 40-49 | 50+ |
|-----------|------|-------|-------|-------|-----|
| Stover | 0/0 | 11/11 | 11/12 | 5/9 | 0/1 |
| Hauschka | 0/0 | 0/0 | 0/0 | 0/0 | 1/2 |
| RAVENS | 0/0 | 11/11 | 11/12 | 5/9 | 1/3 |
| Opponents | 2/2 | 7/7 | 6/6 | 5/6 | 1/1 |

Stover: (47N,21G)(48N)(33G,20G)(38G,45N)(37G)(47G,28G)(38G,30G)(41G,32G,22G)(50N)(32B,38G)(44G,42G)(27G,21G)(32G)(28G,26G,28G)(26G,29G,37G,35G)(32G,48N,41G)

Hauschka: (0)(0)(0)(0)(0)(0)(54G)(0)(53N)(0)(0)(0)

Opponents: (43G)(38G)(49G,19G,46G)(35G,26G)(37G)(21G,26G)(22G)(23G,54G)(23G,48G)(19G)(0)(21G)(48N,43G)(31G,30G)(35G)(0)

2008 STATISTICS

DEFENSIVE

FROM COACHES VIDEO

| PLAYER | TT | SOLO | AS | SACKS | YDS | LOST | INT | RET. | YDS | PD | FF | FR |
|---------------------|-------------|------------|------------|-----------|------------|-----------|------------|------------|-----------|----------|----|----|
| Lewis, Ray | 160 | 84 | 76 | 3.5 | 32.5 | 3 | 43 | 12 | 1 | 2 | | |
| Scott, Bart | 104 | 54 | 50 | 1.5 | 12 | 0 | 0 | 5 | 0 | 0 | | |
| Suggs, Terrell | 102 | 62 | 40 | 8 | 69.5 | 2 | 86 | 11 | 2 | 1 | | |
| Leonhard, Jim | 85 | 61 | 24 | 1 | 7 | 1 | 35 | 6 | 0 | 0 | | |
| Johnson, Jarret | 82 | 46 | 36 | 5 | 32 | 0 | 0 | 4 | 2 | 1 | | |
| Ngata, Haloti | 77 | 43 | 34 | 1 | 8 | 2 | 8 | 4 | 0 | 0 | | |
| Bannan, Justin | 56 | 30 | 26 | 1 | 6 | 1 | -4 | 3 | 0 | 0 | | |
| Ivy, Corey | 46 | 39 | 7 | 2.5 | 7 | 0 | 0 | 5 | 1 | 0 | | |
| Douglas, Marques | 43 | 24 | 19 | 0 | 0 | 0 | 0 | 0 | 0 | 0 | | |
| Reed, Ed | 40 | 32 | 8 | 1 | 9 | 9 | 264 | 14 | 1 | 2 | | |
| Pryce, Trevor | 35 | 20 | 15 | 4.5 | 23 | 0 | 0 | 6 | 0 | 0 | | |
| Washington, Fabian | 34 | 30 | 4 | 0 | 0 | 1 | 12 | 19 | 0 | 0 | | |
| Walker, Frank | 33 | 28 | 5 | 0 | 0 | 1 | 0 | 14 | 2 | 0 | | |
| Rolle, Samari | 27 | 22 | 5 | 0 | 0 | 3 | 5 | 13 | 1 | 0 | | |
| McAlister, Chris | 19 | 17 | 2 | 0 | 0 | 3 | 28 | 7 | 0 | 1 | | |
| McKinney, Brandon | 19 | 12 | 7 | 0 | 0 | 0 | 0 | 0 | 0 | 1 | | |
| Landry, Dawan | 14 | 9 | 5 | 0 | 0 | 0 | 0 | 0 | 0 | 0 | | |
| McClain, Jameel | 8 | 8 | 0 | 2.5 | 26.5 | 0 | 0 | 0 | 0 | 0 | | |
| Barnes, Antwan | 5 | 3 | 2 | 0 | 0 | 0 | 0 | 0 | 0 | 0 | | |
| Greisen, Nick | 5 | 5 | 0 | 0 | 0 | 0 | 0 | 0 | 0 | 0 | | |
| Oglesby, Evan | 4 | 4 | 0 | 0 | 0 | 0 | 0 | 0 | 0 | 1 | | |
| Nakamura, Haruki | 3 | 2 | 1 | 0 | 0 | 0 | 0 | 1 | 0 | 0 | | |
| Ayanbadejo, Brendon | 2 | 1 | 1 | 1 | 9 | 0 | 0 | 0 | 0 | 0 | | |
| Jones, Edgar | 1 | 1 | 0 | 0.5 | 4.5 | 0 | 0 | 0 | 0 | 0 | | |
| Zbikowski, Tom | 1 | 1 | 0 | 0 | 0 | 0 | 0 | 0 | 0 | 0 | | |
| Stone, Daren | 0 | 0 | 0 | 0 | 0 | 0 | 0 | 1 | 0 | 0 | | |
| TOTALS | 1005 | 638 | 367 | 33 | 246 | 26 | 477 | 125 | 10 | 9 | | |

SPECIAL TEAMS

FROM COACHES VIDEO

| PLAYER | TT | SOLO | AS | FF | FR | BK |
|---------------------|------------|------------|-----------|----------|----------|----------|
| Ayanbadejo, Brendon | 30 | 18 | 12 | 0 | 1 | 0 |
| Zbikowski, Tom | 23 | 19 | 4 | 1 | 0 | 0 |
| McClain, Jameel | 17 | 8 | 9 | 0 | 0 | 1 |
| Nakamura, Haruki | 14 | 11 | 3 | 0 | 0 | 0 |
| Greisen, Nick | 12 | 5 | 7 | 0 | 0 | 0 |
| Barnes, Antwan | 9 | 7 | 2 | 0 | 0 | 0 |
| Stone, Daren | 8 | 4 | 4 | 0 | 1 | 0 |
| Ivy, Corey | 7 | 7 | 0 | 0 | 0 | 0 |
| Wilcox, Daniel | 7 | 5 | 2 | 0 | 0 | 0 |
| Gooden, Tavares | 6 | 6 | 0 | 0 | 0 | 0 |
| Jones, Edgar | 6 | 4 | 2 | 0 | 1 | 0 |
| Figurs, Yamon | 5 | 4 | 1 | 0 | 0 | 0 |
| Oglesby, Evan | 5 | 4 | 1 | 0 | 0 | 0 |
| Koch, Sam | 3 | 3 | 0 | 0 | 0 | 0 |
| Smith, Marcus | 3 | 3 | 0 | 0 | 0 | 0 |
| Stover, Matt | 2 | 2 | 0 | 0 | 0 | 0 |
| Walker, Frank | 2 | 2 | 0 | 0 | 0 | 0 |
| Copper, Terrance | 1 | 1 | 0 | 0 | 0 | 0 |
| Hauschka, Steve | 1 | 1 | 0 | 0 | 0 | 0 |
| Landry, Dawan | 1 | 1 | 0 | 0 | 0 | 0 |
| Leonhard, Jim | 1 | 1 | 0 | 0 | 0 | 0 |
| McCune, Robert | 1 | 1 | 0 | 0 | 0 | 0 |
| Martin, Derrick | 1 | 1 | 0 | 0 | 0 | 0 |
| TOTALS | 165 | 118 | 47 | 1 | 3 | 1 |

TOP THREE

| SOLO | SACKS | FF | FR | PD |
|------------------|------------------|-------------|-------------|----------------------|
| 84 Ray Lewis | 8 Terrell Suggs | 2 3 Players | 2 Ray Lewis | 19 Fabian Washington |
| 62 Terrell Suggs | 5 Jarret Johnson | 1 4 Players | 2 Ed Reed | 14 Ed Reed |
| 61 Jim Leonhard | 4.5 Trevor Pryce | | 1 5 Players | 14 Frank Walker |

USUAL STARTERS

| OFFENSE | DEFENSE |
|-----------------------|--------------------------|
| WR 89 Mark Clayton | LDT 94 Justin Bannan |
| LT 71 Jared Gaither | NT 92 Haloti Ngata |
| LG 66 Ben Grubbs | RDT 90 Trevor Pryce |
| C 60 Jason Brown | LOLB 95 Jarret Johnson |
| RG 65 Chris Chester | LILB 52 Ray Lewis |
| RT 79 Willie Anderson | RILB 57 Bart Scott |
| TE 86 Todd Heap | ROLB 55 Terrell Suggs |
| WR 85 Derrick Mason | LCB 31 Fabian Washington |
| QB 5 Joe Flacco | RCB 22 Samari Rolle |
| RB 23 Willis McGahee | SS 36 Jim Leonhard |
| FB 33 LeRon McClain | FS 20 Ed Reed |

COACHES

John Harbaugh, Head Coach; **Rex Ryan**, Asst. Head Coach/Defensive Coordinator; **Cam Cameron**, Offensive Coordinator; **Jerry Rosburg**, Special Teams Coordinator; **Clarence Brooks**, Defensive Line; **Mark Carrier**, Defensive Backs; **John Dunn**, Asst. Strength and Conditioning; **Vic Fangio**, Special Assistant to the Head Coach/Defense; **Wade Harman**, Tight Ends; **Jim Hostler**, Wide Receivers; **Hue Jackson**, Quarterbacks; **Marwan Maalouf**, Assistant Special Teams; **John Matsko**, Offensive Line; **Greg Mattison**, Linebackers; **Andy Moeller**, Assistant Offensive Line; **Wilbert Montgomery**, Running Backs; **Chuck Pagano**, Secondary; **Mike Pettine**, Outside Linebackers; **Bob Rogucki**, Strength and Conditioning; **Craig Ver Steeg**, Offensive Assistant

RAVENS HONOR ROLL

Pro Bowl: ST Brendon Ayanbadejo, LB Ray Lewis (starter), FB LeRon McClain (starter), S Ed Reed (starter), OLB Terrell Suggs
Pro Bowl Alternates: DT Haloti Ngata (1st); LB Bart Scott (2nd); WR Derrick Mason (3rd)
Diet Pepsi Rookie of the Year: QB Joe Flacco
USA Today's All-Joe Team: C Jason Brown, P Sam Koch, T Jared Gaither, DT Haloti Ngata
NFL Players of the Month: QB Joe Flacco (Rookie, November) - Offense, S Ed Reed (December) - Defense
NFL Players of the Week: QB Joe Flacco (Week 9) - Offense, P Sam Koch (Week 16) - Special Teams, LB Ray Lewis (Week 10) - Defense, S Ed Reed (Weeks 12, 14) - Defense, OLB Terrell Suggs (Week 7) - Defense
Ed Block Courage Award: S Ed Reed
Ravens Roost Unsung Hero: C Jason Brown
Ravens Roost Extra Effort: P Sam Koch
Ravens Nest Player of the Year: WR Derrick Mason

SEASON TRENDS

| | Reg. | Post. | | Reg. | Post. |
|-----------------------------|------|-------|---------------------------------------|------|-------|
| Record | 11-5 | 2-1 | When Scoring First | 8-2 | 0-0 |
| vs. AFC North | 4-2 | 0-1 | When Not Scoring First | 3-3 | 2-1 |
| vs. AFC | 8-4 | 2-1 | Positive Turnover Ratio | 11-3 | 2-0 |
| vs. NFC | 3-1 | 0-0 | Negative Turnover Ratio | 0-2 | 0-1 |
| Home | 6-2 | 0-0 | Winning Penalty Ratio | 8-2 | 1-0 |
| Away | 5-3 | 2-1 | Losing Penalty Ratio | 3-3 | 1-0 |
| On Grass | 3-1 | 2-1 | Overtime | 0-1 | 0-0 |
| Artificial Turf | 8-4 | 0-0 | Preseason | 1-3 | N/A |
| Outdoors | 9-4 | 2-1 | With a 100-Yard Rusher | 4-0 | 0-0 |
| Indoors | 2-1 | 0-0 | With a 100-Yard Receiver | 3-1 | 0-0 |
| Leading at Halftime | 9-2 | 1-0 | Without a 100-yard Rusher | 7-5 | 2-1 |
| Trailing at Halftime | 1-2 | 0-1 | Without a 100-yard Receiver | 8-4 | 2-1 |
| Tied at Halftime | 1-1 | 1-0 | When Allowing a 100-Yard Rusher | 0-0 | 0-0 |
| Tied After 3 Quarters | 0-0 | 1-0 | When Not Allowing a 100-Yard Rusher | 11-5 | 2-1 |
| Leading After 3 Quarters | 10-2 | 1-0 | When Allowing a 100-Yard Receiver | 0-2 | 1-0 |
| Trailing After 3 Quarters | 1-3 | 0-1 | When Not Allowing a 100-Yard Receiver | 11-3 | 1-1 |
| Winning Coin Toss | 1-3 | 0-1 | With a 300-Yard Passer | 0-0 | 0-0 |
| Losing Coin Toss | 10-2 | 2-0 | Without a 300-Yard Passer | 11-5 | 2-1 |
| Decided by 7 Points or less | 1-3 | 1-0 | When Allowing a 300-Yard Passer | 0-0 | 0-0 |
| Decided by 3 Points or less | 0-2 | 1-0 | When Not Allowing a 300-Yard Passer | 11-5 | 2-1 |

2008 POSTSEASON STATISTICS

RESULTS AND ATTENDANCE

| DATE | W | L | SCORE | LOCATION | ATTENDANCE |
|-------|---|---|-------|---------------|------------|
| 01/04 | W | | 27-9 | at Miami | 74,240 |
| 01/10 | W | | 13-10 | at Tennessee | 69,143 |
| 01/18 | L | | 14-23 | at Pittsburgh | 65,350 |

TEAM STATISTICS

| | RAVENS | OPPONENT |
|--------------------------|----------------|----------------|
| TOTAL FIRST DOWNS | 38 | 50 |
| Rushing | 16 | 10 |
| Passing | 18 | 36 |
| Penalty | 4 | 4 |
| 3rd Down: Made/Att | 11/38 | 13/42 |
| 3rd Down Pct. | 28.9 | 31.0 |
| 4th Down: Made/Att | 0/1 | 0/3 |
| 4th Down Pct. | 0.0 | 0.0 |
| POSSESSION AVG. | 26:26 | 33:34 |
| TOTAL NET YARDS | 695 | 942 |
| Avg. Per Game | 231.7 | 314.0 |
| Total Plays | 166 | 198 |
| Avg. Per Play | 4.2 | 4.8 |
| NET YARDS RUSHING | 274 | 220 |
| Avg. Per Game | 91.3 | 73.3 |
| Total Rushes | 88 | 77 |
| NET YARDS PASSING | 421 | 722 |
| Avg. Per Game | 140.3 | 240.7 |
| Sacked/Yards Lost | 3/16 | 8/66 |
| Gross Yards | 437 | 788 |
| Att./Completions | 75/33 | 113/67 |
| Completion Pct. | 44.0 | 59.3 |
| Had Intercepted | 3 | 5 |
| PUNTS/AVERAGE | 20/42.3 | 14/43.5 |
| NET PUNTING AVG. | 20/38.1 | 14/32.4 |
| PENALTIES/YARDS | 21/152 | 22/190 |
| FUMBLES/BALL LOST | 4/2 | 9/4 |
| TOUCHDOWNS | 6 | 4 |
| Rushing | 4 | 1 |
| Passing | 1 | 2 |
| Returns | 1 | 1 |

| SCORE BY PERIODS | 1 | 2 | 3 | 4 | OT | PTS |
|------------------|-----------|-----------|----------|-----------|----------|-----------|
| RAVENS | 10 | 17 | 7 | 20 | 0 | 54 |
| OPPONENTS | 16 | 7 | 3 | 16 | 0 | 42 |

| SCORING | TD | RU | PA | RT | K/PAT | FG | S | PTS |
|------------------|----------|----------|----------|----------|------------|------------|----------|-----------|
| Stover | 0 | 0 | 0 | 0 | 6/6 | 4/4 | 0 | 18 |
| McGahee | 2 | 2 | 0 | 0 | | | 0 | 12 |
| Flacco | 1 | 1 | 0 | 0 | | | 0 | 6 |
| D. Mason | 1 | 0 | 1 | 0 | | | 0 | 6 |
| L. McClain | 1 | 1 | 0 | 0 | | | 0 | 6 |
| Reed | 1 | 0 | 0 | 1 | | | 0 | 6 |
| RAVENS | 6 | 4 | 1 | 1 | 6/6 | 4/4 | 0 | 54 |
| Opponents | 4 | 1 | 2 | 1 | 3/4 | 5/6 | 0 | 42 |

2-PT. CONVERSIONS: RAVENS 0-0, Opponents 0-0

SACKS: Suggs 4, Douglas 1, Ngata 1, Pryce 1, Leonhard 0.5, Nakamura 0.5, RAVENS 8, Opponents 3

FUM/LOST: Leonhard 2/0, L. McClain 1/1, McGahee 1/1

| PASSING | ATT | COMP | YARDS | COMP% | YDS/ATT |
|------------------|------------|-----------|------------|-------------|-------------|
| Flacco | 75 | 33 | 437 | 44.0 | 5.83 |
| RAVENS | 75 | 33 | 437 | 44.0 | 5.83 |
| Opponents | 113 | 67 | 788 | 59.3 | 6.97 |

RUSHING

| | NO | YDS | AVG | LG | TD |
|------------------|-----------|------------|------------|-----------|----------|
| McGahee | 39 | 154 | 3.9 | 48 | 2 |
| L. McClain | 32 | 90 | 2.8 | 11 | 1 |
| Clayton | 1 | 16 | 16.0 | 16 | 0 |
| Flacco | 12 | 5 | 0.4 | 5t | 1 |
| Neal | 2 | 5 | 2.5 | 4 | 0 |
| Rice | 1 | 2 | 2.0 | 2 | 0 |
| T. Smith | 1 | 2 | 2.0 | 2 | 0 |
| RAVENS | 88 | 274 | 3.1 | 48 | 4 |
| Opponents | 77 | 220 | 2.9 | 32 | 1 |

RECEIVING

| | NO | YDS | AVG | LG | TD |
|------------------|-----------|------------|-------------|------------|----------|
| D. Mason | 12 | 190 | 15.8 | 48t | 1 |
| Clayton | 6 | 79 | 13.2 | 37 | 0 |
| Heap | 5 | 80 | 16.0 | 31 | 0 |
| McGahee | 4 | 26 | 6.5 | 11 | 0 |
| Rice | 3 | 43 | 14.3 | 22 | 0 |
| Neal | 2 | 15 | 7.5 | 8 | 0 |
| Wilcox | 1 | 4 | 4.0 | 4 | 0 |
| RAVENS | 33 | 437 | 13.2 | 48t | 1 |
| Opponents | 67 | 788 | 11.8 | 65t | 2 |

INTERCEPTIONS

| | NO | YDS | AVG | LG | TD |
|------------------|----------|------------|-------------|------------|----------|
| Reed | 2 | 76 | 38.0 | 64t | 1 |
| Leonhard | 1 | 20 | 20.0 | 20 | 0 |
| Washington | 1 | 12 | 12.0 | 12 | 0 |
| Rolle | 1 | 3 | 3.0 | 3 | 0 |
| RAVENS | 5 | 111 | 22.2 | 64t | 1 |
| Opponents | 3 | 47 | 15.7 | 40t | 1 |

PUNTING

| | NO | YDS | AVG | NET | TB | IN | LG | BLK |
|------------------|-----------|------------|-------------|-------------|----------|----------|-----------|----------|
| Koch | 20 | 845 | 42.3 | 38.1 | 2 | 7 | 52 | 0 |
| RAVENS | 20 | 845 | 42.3 | 38.1 | 2 | 7 | 52 | 0 |
| Opponents | 14 | 609 | 43.5 | 32.4 | 2 | 1 | 66 | 0 |

PUNT RETURNS

| | RET | FC | YDS | AVG | LG | TD |
|------------------|-----------|----------|------------|-------------|-----------|----------|
| Leonhard | 9 | 2 | 115 | 12.8 | 45 | 0 |
| RAVENS | 9 | 2 | 115 | 12.8 | 45 | 0 |
| Opponents | 10 | 4 | 44 | 4.4 | 25 | 0 |

KICKOFF RETURNS

| | NO | YDS | AVG | LG | TD |
|------------------|-----------|------------|-------------|-----------|----------|
| Zbikowski | 3 | 68 | 22.7 | 31 | 0 |
| Figurs | 2 | 19 | 9.5 | 18 | 0 |
| Rice | 2 | 31 | 15.5 | 17 | 0 |
| L. McClain | 1 | 23 | 23.0 | 23 | 0 |
| Wilcox | 1 | 14 | 14.0 | 14 | 0 |
| RAVENS | 9 | 155 | 17.2 | 31 | 0 |
| Opponents | 10 | 237 | 23.7 | 34 | 0 |

FIELD GOALS

| | 1-19 | 20-29 | 30-39 | 40-49 | 50+ |
|------------------|------------|------------|------------|------------|------------|
| Stover | 0/0 | 2/2 | 1/1 | 1/1 | 0/0 |
| RAVENS | 0/0 | 2/2 | 1/1 | 1/1 | 0/0 |
| Opponents | 1/1 | 1/1 | 1/1 | 2/2 | 0/1 |

Stover: (23G,31G)(21G,43G)(1)

RAVENS: (23G,31G)(21G,43G)(1)

Opponents: (19G)(51N,27G)(34G,42G,46G)

| | TD | TD% | INT | INT% | LG | SACK/LOST | RATING |
|------------------|----------|------------|----------|------------|------------|-------------|-------------|
| Flacco | 1 | 1.3 | 3 | 4.0 | 48t | 3/16 | 50.8 |
| RAVENS | 1 | 1.3 | 3 | 4.0 | 48t | 3/16 | 50.8 |
| Opponents | 2 | 1.8 | 5 | 4.4 | 65t | 8/66 | 68.0 |

DEFENSIVE

FROM COACHES VIDEO

| PLAYER | TT | SOLO | AS | SACKS | YDS LOST | INT | RET. YDS | PD | FF | FR |
|--------------------|------------|------------|-----------|----------|-----------|----------|------------|-----------|----------|----------|
| Lewis, Ray | 29 | 23 | 6 | 0 | 0 | 0 | 0 | 1 | 2 | 0 |
| Scott, Bart | 26 | 22 | 4 | 0 | 0 | 0 | 0 | 0 | 0 | 0 |
| Leonhard, Jim | 16 | 14 | 2 | 0.5 | 5 | 1 | 20 | 1 | 1 | 2 |
| Washington, Fabian | 15 | 13 | 2 | 0 | 0 | 1 | 12 | 3 | 0 | 1 |
| Ngata, Haloti | 12 | 10 | 2 | 1 | 8 | 0 | 0 | 0 | 0 | 0 |
| Bannan, Justin | 11 | 9 | 2 | 0 | 0 | 0 | 0 | 0 | 0 | 0 |
| Suggs, Terrell | 11 | 10 | 1 | 4 | 35 | 0 | 0 | 0 | 1 | 0 |
| Douglas, Marques | 8 | 4 | 4 | 1 | 7 | 0 | 0 | 0 | 1 | 0 |
| Reed, Ed | 7 | 6 | 1 | 0 | 0 | 2 | 76 | 3 | 0 | 0 |
| Johnson, Jarret | 6 | 6 | 0 | 0 | 0 | 0 | 0 | 0 | 1 | 0 |
| Rolle, Samari | 6 | 4 | 2 | 0 | 0 | 1 | 3 | 2 | 0 | 0 |
| Ivy, Corey | 5 | 5 | 0 | 0 | 0 | 0 | 0 | 1 | 0 | 0 |
| Walker, Frank | 5 | 5 | 0 | 0 | 0 | 0 | 0 | 2 | 0 | 0 |
| Nakamura, Haruki | 4 | 3 | 1 | 0.5 | 5 | 0 | 0 | 0 | 0 | 0 |
| McKinney, Brandon | 3 | 2 | 1 | 0 | 0 | 0 | 0 | 0 | 0 | 0 |
| Pryce, Trevor | 3 | 3 | 0 | 1 | 6 | 0 | 0 | 1 | 0 | 0 |
| Oglesby, Evan | 2 | 2 | 0 | 0 | 0 | 0 | 0 | 0 | 0 | 0 |
| Zbikowski, Tom | 2 | 1 | 1 | 0 | 0 | 0 | 0 | 0 | 0 | 0 |
| McClain, Jameel | 1 | 1 | 0 | 0 | 0 | 0 | 0 | 0 | 0 | 0 |
| TOTALS | 172 | 143 | 29 | 8 | 66 | 5 | 111 | 14 | 5 | 4 |

SPECIAL TEAMS

FROM COACHES VIDEO

| PLAYER | TT | SOLO | AS | FF | FR | BK |
|---------------------|-----------|-----------|----------|----------|----------|----------|
| Ayanbadejo, Brendon | 3 | 3 | 0 | 0 | 0 | 0 |
| Greisen, Nick | 3 | 3 | 0 | 0 | 0 | 0 |
| McClain, Jameel | 3 | 2 | 1 | 0 | 0 | 0 |
| Nakamura, Haruki | 3 | 3 | 0 | 0 | 0 | 0 |
| Smith, Marcus | 3 | 3 | 0 | 0 | 0 | 0 |
| Stone, Daren | 2 | 1 | 1 | 0 | 0 | 0 |
| Jones, Edgar | 1 | 1 | 0 | 0 | 0 | 0 |
| Katula, Matt | 1 | 1 | 0 | 0 | 0 | 0 |
| Oglesby, Evan | 1 | 0 | 1 | 0 | 0 | 0 |
| Walker, Frank | 1 | 1 | 0 | 0 | 0 | 1 |
| Wilcox, Daniel | 1 | 0 | 1 | 0 | 0 | 0 |
| Zbikowski, Tom | 1 | 0 | 1 | 0 | 0 | 0 |
| Leonhard, Jim | 0 | 0 | 0 | 0 | 1 | 0 |
| TOTALS | 23 | 18 | 5 | 0 | 1 | 1 |

2009 STATISTICS

RESULTS AND ATTENDANCE

WON 9, LOST 7

WILD CARD/AFC DIVISIONAL GAME

| Date | Result | Score | Opponent | Attendance |
|-------|--------|----------|----------------|------------|
| 09/13 | W | 38-24 | Kansas City | 71,099 |
| 09/20 | W | 31-26 | at San Diego | 66,882 |
| 09/27 | W | 34-3 | Cleveland | 70,950 |
| 10/04 | L | 21-27 | at New England | 68,756 |
| 10/11 | L | 14-17 | Cincinnati | 71,161 |
| 10/18 | L | 31-33 | at Minnesota | 63,689 |
| 11/01 | W | 30-7 | Denver | 71,132 |
| 11/08 | L | 7-17 | at Cincinnati | 64,313 |
| 11/16 | W | 16-0 | at Cleveland | 69,023 |
| 11/22 | L | 15-17 | Indianapolis | 71,320 |
| 11/29 | W | 20-17 OT | Pittsburgh | 71,314 |
| 12/07 | L | 14-27 | at Green Bay | 70,286 |
| 12/13 | W | 48-3 | Detroit | 70,673 |
| 12/20 | W | 31-7 | Chicago | 71,011 |
| 12/27 | L | 20-23 | at Pittsburgh | 64,068 |
| 01/03 | W | 21-13 | at Oakland | 38,400 |

TEAM STATISTICS

| | RAVENS | OPPONENT |
|--------------------------|-----------------|----------------|
| TOTAL FIRST DOWNS | 320 | 280 |
| Rushing | 115 | 82 |
| Passing | 187 | 164 |
| Penalty | 18 | 34 |
| 3rd Down: Made/Att | 89/214 | 80/218 |
| 3rd Down Pct. | 41.6% | 36.7% |
| 4th Down: Made/Att | 6/13 | 7/17 |
| 4th Down Pct. | 46.2% | 41.2% |
| POSSESSION AVG. | 29:18 | 30:42 |
| TOTAL NET YARDS | 5619 | 4808 |
| Avg. Per Game | 351.2 | 300.5 |
| Total Plays | 1014 | 991 |
| Avg. Per Play | 5.5 | 4.9 |
| NET YARDS RUSHING | 2200 | 1492 |
| Avg. Per Game | 137.5 | 93.3 |
| Total Rushes | 468 | 435 |
| NET YARDS PASSING | 3419 | 3316 |
| Avg. Per Game | 213.7 | 207.3 |
| Sacked/Yards Lost | 36/218 | 32/190 |
| Gross Yards | 3637 | 3506 |
| Attempts/Completions | 510/321 | 524/306 |
| Completion Pct. | 62.9% | 58.4% |
| Had Intercepted | 13 | 22 |
| PUNTS/AVERAGE | 74/43.1 | 79/43.4 |
| NET PUNTING AVG. | 37.9 | 37.2 |
| PENALTIES/YARDS | 115/1094 | 88/741 |
| FUMBLES/BALL LOST | 19/9 | 20/10 |
| TOUCHDOWNS | 47 | 27 |
| Rushing | 22 | 8 |
| Passing | 21 | 17 |
| Returns | 4 | 2 |

| SCORE BY PERIODS | 1 | 2 | 3 | 4 | OT | PTS |
|------------------|----|----|-----|-----|----|-----|
| RAVENS | 77 | 81 | 123 | 107 | 3 | 391 |
| Opponents | 57 | 95 | 47 | 62 | 0 | 261 |

| SCORING | TD | RU | PA | RT | K/PAT | FG | S | PTS |
|------------------|-----------|-----------|-----------|----------|--------------|--------------|----------|------------|
| McGahee | 14 | 12 | 2 | 0 | 0/0 | 0/0 | 0 | 84 |
| Cundiff | 0 | 0 | 0 | 0 | 19/19 | 12/17 | 0 | 55 |
| Hauschka | 0 | 0 | 0 | 0 | 27/28 | 9/13 | 0 | 54 |
| Rice | 8 | 7 | 1 | 0 | 0/0 | 0/0 | 0 | 48 |
| Mason | 7 | 0 | 7 | 0 | 0/0 | 0/0 | 0 | 42 |
| Heap | 6 | 0 | 6 | 0 | 0/0 | 0/0 | 0 | 36 |
| Clayton | 2 | 0 | 2 | 0 | 0/0 | 0/0 | 0 | 12 |
| L. McClain | 2 | 2 | 0 | 0 | 0/0 | 0/0 | 0 | 12 |
| K. Washington | 2 | 0 | 2 | 0 | 0/0 | 0/0 | 0 | 12 |
| Edwards | 1 | 0 | 0 | 1 | 0/0 | 0/0 | 0 | 6 |
| Landry | 1 | 0 | 0 | 1 | 0/0 | 0/0 | 0 | 6 |
| Reed | 1 | 0 | 0 | 1 | 0/0 | 0/0 | 0 | 6 |
| T. Smith | 1 | 1 | 0 | 0 | 0/0 | 0/0 | 0 | 6 |
| Webb | 1 | 0 | 0 | 1 | 0/0 | 0/0 | 0 | 6 |
| D. Williams | 1 | 0 | 1 | 0 | 0/0 | 0/0 | 0 | 6 |
| RAVENS | 47 | 22 | 21 | 4 | 46/47 | 21/30 | 0 | 391 |
| Opponents | 27 | 8 | 17 | 2 | 27/27 | 24/27 | 0 | 261 |

2-PT. CONVERSIONS: RAVENS 0-0, Opponents 0-0

SACKS: Pryce 6.5, J. Johnson 6, Suggs 4.5, Barnes 3, Gregg 3, Lewis 3, Carr 1.5, Ngata 1.5, Ayanbadejo 1, Edwards 1, Webb 1, **RAVENS 32, Opponents 36**

FUM/LOST: Flacco 8/2, Reed 3/1, Rice 3/3, Carr 2/1, Clayton 1/1, Heap 1/0, McGahee 1/1

RUSHING

| | NO | YDS | AVG | LG | TD |
|------------------|------------|-------------|------------|------------|-----------|
| Rice | 254 | 1339 | 5.3 | 59t | 7 |
| McGahee | 109 | 544 | 5.0 | 77t | 12 |
| L. McClain | 46 | 180 | 3.9 | 20 | 2 |
| Flacco | 35 | 56 | 1.6 | 10 | 0 |
| T. Smith | 8 | 31 | 3.9 | 15t | 1 |
| Clayton | 4 | 28 | 7.0 | 12 | 0 |
| Parmele | 5 | 17 | 3.4 | 7 | 0 |
| Heap | 1 | 2 | 2.0 | 2 | 0 |
| Mason | 1 | 2 | 2.0 | 2 | 0 |
| K. Washington | 1 | 1 | 1.0 | 1 | 0 |
| Lawrence | 4 | 0 | 0.0 | 4 | 0 |
| RAVENS | 468 | 2200 | 4.7 | 77t | 22 |
| Opponents | 435 | 1492 | 3.4 | 58 | 8 |

RECEIVING

| | NO | YDS | AVG | LG | TD |
|------------------|------------|-------------|-------------|------------|-----------|
| Rice | 78 | 702 | 9.0 | 63 | 1 |
| Mason | 73 | 1028 | 14.1 | 72t | 7 |
| Heap | 53 | 593 | 11.2 | 31 | 6 |
| Clayton | 34 | 480 | 14.1 | 54 | 2 |
| K. Washington | 34 | 431 | 12.7 | 28 | 2 |
| L. McClain | 21 | 141 | 6.7 | 19 | 0 |
| McGahee | 15 | 85 | 5.7 | 14 | 2 |
| D. Williams | 8 | 142 | 17.8 | 34 | 1 |
| L. Smith | 2 | 31 | 15.5 | 26 | 0 |
| Jones | 1 | 8 | 8.0 | 8 | 0 |
| Lawrence | 1 | 4 | 4.0 | 4 | 0 |
| Oher | 1 | -8 | -8.0 | -8 | 0 |
| RAVENS | 321 | 3637 | 11.3 | 72t | 21 |
| Opponents | 306 | 3506 | 11.5 | 81t | 17 |

INTERCEPTIONS

| | NO | YDS | AVG | LG | TD |
|------------------|-----------|------------|-------------|------------|----------|
| Landry | 4 | 89 | 22.3 | 48t | 1 |
| Foxworth | 4 | 34 | 8.5 | 19 | 0 |
| Reed | 3 | 111 | 37.0 | 52t | 1 |
| Carr | 2 | 24 | 12.0 | 13 | 0 |
| Zbikowski | 2 | 13 | 6.5 | 21 | 0 |
| Johnson | 2 | 8 | 4.0 | 8 | 0 |
| Ellerbe | 1 | 28 | 28.0 | 28 | 0 |
| Kruger | 1 | 26 | 26.0 | 26 | 0 |
| Barnes | 1 | 4 | 4.0 | 4 | 0 |
| Ayanbadejo | 1 | 0 | 0.0 | 0 | 0 |
| Walker | 1 | 0 | 0.0 | 0 | 0 |
| Lewis | 0 | 9 | ---- | 9 | 0 |
| RAVENS | 22 | 346 | 15.7 | 52t | 2 |
| Opponents | 13 | 195 | 15.0 | 70 | 0 |

| PUNTING | NO | YDS | AVG | NET | TB | IN | LG | BLK |
|------------------|-----------|-------------|-------------|-------------|-----------|-----------|-----------|----------|
| Koch | 73 | 3188 | 43.7 | 37.9 | 5 | 26 | 60 | 1 |
| RAVENS | 74 | 3188 | 43.1 | 37.9 | 5 | 26 | 60 | 1 |
| Opponents | 79 | 3426 | 43.4 | 37.2 | 10 | 24 | 61 | 0 |

| PUNT RETURNS | RET | FC | YDS | AVG | LG | TD |
|------------------|-----------|-----------|------------|------------|------------|----------|
| Carr | 32 | 17 | 262 | 8.2 | 34 | 0 |
| Reed | 7 | 1 | 29 | 4.1 | 9 | 0 |
| Webb | 0 | 0 | -1 | ---- | -1 | 0 |
| RAVENS | 39 | 18 | 290 | 7.4 | 34 | 0 |
| Opponents | 38 | 12 | 287 | 7.6 | 49t | 1 |

| KICKOFF RETURNS | NO | YDS | AVG | LG | TD |
|------------------|-----------|-------------|-------------|------------|----------|
| Webb | 35 | 918 | 26.2 | 95t | 1 |
| Carr | 13 | 315 | 24.2 | 41 | 0 |
| Parmele | 9 | 283 | 31.4 | 53 | 0 |
| Edwards | 1 | 14 | 14.0 | 14 | 0 |
| L. McClain | 1 | 17 | 17.0 | 17 | 0 |
| RAVENS | 59 | 1547 | 26.2 | 95t | 1 |
| Opponents | 77 | 1565 | 20.3 | 53 | 0 |

| FIELD GOALS | 1-19 | 20-29 | 30-39 | 40-49 | 50+ | |
|------------------|------------|--------------|-------------|------------|------------|-----|
| Cundiff | Bal. | 0/0 | 5/5 | 4/7 | 3/3 | 0/2 |
| Hauschka | 0/0 | 1/1 | 5/7 | 3/5 | 0/0 | |
| RAVENS | 0/0 | 6/6 | 9/14 | 6/8 | 0/2 | |
| Opponents | 0/0 | 12/12 | 9/11 | 2/3 | 1/1 | |

Cundiff: (games 10-16) (46G, 44G, 38G, 36G, 30N, 20G) (24G, 56N, 29G) () (38G, 25G) (30N, 40G) (27G, 35G) (37N, 51N)
Hauschka: (games 1-9) (44G, 41N) (33G) (36G, 33G) () (29G, 44N) (43G, 35G, 31G) (38N) (36N, 44G)
Opponents: (53G) (29G, 22G, 23G, 25G) (29G) (32G, 33G) (32B, 32G) (40G, 22G, 29G, 31G) () (23G) () (25G) (44G) (28G, 38N, 32G) (45N, 22G) () (26G, 39G, 38G) (37G, 39G)

| PASSING | ATT | COMP | YARDS | COMP% | YDS/ATT | TD | TD% | INT | INT% | LG | SACK/LOST | RATING |
|------------------|------------|------------|-------------|--------------|------------|-----------|-------------|-----------|-------------|------------|---------------|-------------|
| Flacco | 499 | 315 | 3613 | 63.1% | 7.2 | 21 | 4.2% | 12 | 2.4% | 72t | 36/218 | 88.9 |
| T. Smith | 9 | 5 | 24 | 55.6% | 2.7 | 0 | 0.0% | 1 | 11.1% | 9 | 0/0 | 21.3 |
| Clayton | 1 | 1 | 0 | 100.0% | 0.0 | 0 | 0.0% | 0 | 0.0% | 0 | 0/0 | 79.2 |
| Rice | 1 | 0 | 0 | 0.0% | 0.0 | 0 | 0.0% | 0 | 0.0% | ---- | 0/0 | 39.6 |
| RAVENS | 510 | 321 | 3637 | 62.9% | 7.1 | 21 | 4.1% | 13 | 2.5% | 72t | 36/218 | 87.4 |
| Opponents | 524 | 306 | 3506 | 58.4% | 6.7 | 17 | 3.2% | 22 | 4.2% | 81t | 32/190 | 71.9 |

2009 STATISTICS

DEFENSIVE

| PLAYER | FROM COACHES VIDEO | | | | | | | RET. | | |
|---------------------|--------------------|------------|------------|-----------|------------|-----------|------------|-----------|-----------|----------|
| | TT | SOLO | AS SACKS | LOST | INT | YDS | PD | | FF | FR |
| Lewis, Ray | 164 | 100 | 64 | 3 | 16 | 0 | 9 | 6 | 3 | 1 |
| Landry, Dawan | 82 | 74 | 8 | 0 | 0 | 4 | 89 | 11 | 0 | 0 |
| Johnson, Jarret | 70 | 49 | 21 | 6 | 45 | 2 | 8 | 4 | 1 | 0 |
| Gregg, Kelly | 64 | 40 | 24 | 3 | 3 | 0 | 0 | 0 | 0 | 0 |
| Foxworth, Domonique | 62 | 51 | 11 | 0 | 0 | 4 | 34 | 21 | 0 | 1 |
| Suggs, Terrell | 58 | 41 | 17 | 4.5 | 33 | 0 | 0 | 5 | 1 | 1 |
| Ellerbe, Dannell | 55 | 37 | 18 | 0 | 0 | 1 | 28 | 4 | 0 | 1 |
| Reed, Ed | 54 | 50 | 4 | 0 | 0 | 3 | 111 | 6 | 3 | 1 |
| Gooden, Tavares | 52 | 29 | 23 | 0 | 0 | 0 | 0 | 2 | 0 | 0 |
| Edwards, Dwan | 50 | 30 | 20 | 1 | 2 | 0 | 0 | 1 | 0 | 2 |
| Ngata, Haloti | 41 | 23 | 18 | 1.5 | 13 | 0 | 0 | 0 | 1 | 1 |
| Washington, Fabian | 41 | 33 | 8 | 0 | 0 | 0 | 0 | 8 | 0 | 0 |
| Carr, Chris | 39 | 31 | 8 | 1.5 | 13.5 | 2 | 24 | 9 | 2 | 0 |
| Bannan, Justin | 37 | 23 | 14 | 0 | 0 | 0 | 0 | 0 | 0 | 0 |
| Pryce, Trevor | 37 | 23 | 14 | 6.5 | 40.5 | 0 | 0 | 0 | 1 | 0 |
| Webb, Lardarius | 36 | 25 | 11 | 1 | 4 | 0 | 0 | 6 | 0 | 0 |
| McClain, Jameel | 29 | 17 | 12 | 0 | 0 | 0 | 0 | 0 | 0 | 0 |
| Ayanbadejo, Brendon | 22 | 14 | 8 | 1 | 5 | 1 | 0 | 1 | 0 | 0 |
| Zbikowski, Tom | 16 | 15 | 1 | 0 | 0 | 2 | 13 | 4 | 0 | 0 |
| Walker, Frank | 14 | 8 | 6 | 0 | 0 | 1 | 0 | 4 | 0 | 1 |
| Kruger, Paul | 12 | 4 | 8 | 0 | 0 | 1 | 26 | 4 | 0 | 0 |
| Barnes, Antwan | 7 | 6 | 1 | 3 | 15 | 1 | 4 | 1 | 1 | 0 |
| McKinney, Brandon | 3 | 1 | 2 | 0 | 0 | 0 | 0 | 0 | 0 | 0 |
| Burgess, Prescott | 2 | 0 | 2 | 0 | 0 | 0 | 0 | 0 | 0 | 0 |
| Nakamura, Haruki | 1 | 1 | 0 | 0 | 0 | 0 | 0 | 0 | 0 | 0 |
| Talavou, Kelly | 1 | 1 | 0 | 0 | 0 | 0 | 0 | 0 | 0 | 0 |
| Williams, Cary | 1 | 1 | 0 | 0 | 0 | 0 | 0 | 0 | 0 | 0 |
| Ivy, Corey | 0 | 0 | 0 | 0 | 0 | 0 | 0 | 1 | 0 | 0 |
| Totals | 1050 | 727 | 323 | 32 | 190 | 22 | 346 | 98 | 13 | 9 |

SPECIAL TEAMS

| PLAYER | FROM COACHES VIDEO | | | | | |
|---------------------|--------------------|------------|-----------|----------|----------|----------|
| | TT | SOLO | AS | FF | FR | BK |
| Burgess, Prescott | 34 | 18 | 16 | 0 | 0 | 0 |
| McClain, Jameel | 33 | 16 | 17 | 1 | 0 | 0 |
| Zbikowski, Tom | 28 | 19 | 9 | 0 | 0 | 0 |
| Jones, Edgar | 19 | 12 | 7 | 0 | 0 | 0 |
| Lawrence, Matt | 16 | 7 | 9 | 1 | 0 | 0 |
| Gooden, Tavares | 13 | 8 | 5 | 0 | 0 | 0 |
| Webb, Lardarius | 11 | 6 | 5 | 0 | 0 | 0 |
| Carr, Chris | 10 | 7 | 3 | 0 | 0 | 0 |
| Landry, Dawan | 10 | 9 | 1 | 0 | 0 | 0 |
| Tyree, David | 10 | 9 | 1 | 0 | 0 | 0 |
| Ellerbe, Dannell | 8 | 8 | 0 | 0 | 0 | 0 |
| Barnes, Antwan | 7 | 5 | 2 | 0 | 0 | 0 |
| Nakamura, Haruki | 7 | 4 | 3 | 1 | 0 | 0 |
| Parmele, Jalen | 7 | 5 | 2 | 0 | 1 | 0 |
| Ayanbadejo, Brendon | 6 | 6 | 0 | 0 | 0 | 0 |
| Williams, Cary | 5 | 4 | 1 | 2 | 0 | 0 |
| Katula, Matt | 4 | 2 | 2 | 0 | 0 | 0 |
| Walker, Frank | 3 | 3 | 0 | 0 | 0 | 0 |
| Gerard, K.J. | 2 | 2 | 0 | 0 | 0 | 0 |
| Hauschka, Steve | 2 | 2 | 0 | 0 | 0 | 0 |
| Harper, Justin | 1 | 0 | 1 | 0 | 0 | 0 |
| McClain, LeRon | 1 | 1 | 0 | 0 | 0 | 0 |
| Paschal, Marcus | 1 | 0 | 1 | 0 | 0 | 0 |
| Washington, Kelley | 1 | 1 | 0 | 0 | 0 | 0 |
| Gregg, Kelly | 0 | 0 | 0 | 0 | 0 | 1 |
| Totals | 241 | 155 | 86 | 5 | 1 | 2 |

TOP THREE

| SOLO | SACKS | FF | FR | PD |
|-----------------------|-------------------|--------------|----------------|-----------------------|
| 100 Ray Lewis | 6.5 Trevor Pryce | 3 Ray Lewis | 2 Dwan Edwards | 21 Domonique Foxworth |
| 74 Dawan Landry | 6 Jarret Johnson | Ed Reed | 1 7 Players | 11 Dawan Landry |
| 51 Domonique Foxworth | 4.5 Terrell Suggs | 2 Chris Carr | | 9 Chris Carr |

USUAL STARTERS

| OFFENSE | | DEFENSE | |
|---------------------|--------------------------|---------------------|---------------------------|
| WR 89 Mark Clayton | DT 92 Haloti Ngata | LT 71 Jared Gaither | NT 97 Kelly Gregg |
| LG 66 Ben Grubbs | DE 93 Dwan Edwards | C 77 Matt Birk | SLB 95 Jarret Johnson |
| RG 73 Marshal Yanda | MIKE 52 Ray Lewis | RT 74 Michael Oher | JACK 56 Tavares Gooden |
| TE 86 Todd Heap | RLB 55 Terrell Suggs | QB 5 Joe Flacco | RCB 24 Domonique Foxworth |
| WR 85 Derrick Mason | LCB 31 Fabian Washington | RB 27 Ray Rice | SS 26 Dawan Landry |
| FB 33 LeRon McClain | FS 20 Ed Reed | | |

COACHES

John Harbaugh, Head Coach; **Jerry Rosburg**, Asst. Head Coach/
Special Teams Coordinator; **Cam Cameron**, Offensive Coordinator;
Greg Mattison, Defensive Coordinator; **Roy Anderson**, Defensive
Asst.; **Clarence Brooks**, Defensive Line; **Jason Brooks**, Asst. to the
Offense; **Mark Carrier**, Defensive Backs; **John Dunn**, Asst. Strength
and Conditioning; **Vic Fangio**, Linebackers; **Wade Harman**, Tight Ends;
Jim Hostler, Wide Receivers; **Hue Jackson**, Quarterbacks; **Marwan
Maalouf**, Asst. Special Teams; **John Matsko**, Offensive Line; **Andy
Moeller**, Asst. Offensive Line; **Wilbert Montgomery**, Running Backs;
Chuck Pagano, Secondary; **Bob Rogucki**, Strength and Conditioning;
Craig Ver Steeg, Offensive Asst.; **Matt Weiss**, Head Coach's Asst.

RAVENS HONOR ROLL

AP All-Pro: LB Ray Lewis (1st Team), FB LeRon McClain (2nd Team), DT Haloti Ngata (2nd Team), S Ed Reed (2nd Team), RB Ray Rice (2nd Team)
Pro Bowl: LB Ray Lewis (starter), FB LeRon McClain (starter), DT Haloti Ngata (starter), S Ed Reed (starter), RB Ray Rice
Pro Bowl Alternate: G Ben Grubbs (first)
Pro Football Weekly/PFWA's All-NFL Team: DT Haloti Ngata; T Michael Oher (Rookie)
USA Today's All-Joe Team: QB Joe Flacco, T Michael Oher
NFL Players of the Week/Month: LB Brendon Ayanbadejo (Week 3) - Defense, CB Domonique Foxworth (Week 15) - Defense,
RB Willis McGahee (Week 17) - Offense, T Michael Oher (Rookie, December)
Ed Block Courage Award: S Dawan Landry
Ravens Roost Unsung Hero: C Matt Birk
Ravens Roost Extra Effort: CB Domonique Foxworth
Ravens Nest Player of the Year: DT Haloti Ngata

SEASON TRENDS

| | Reg. | Post. | | Reg. | Post. |
|-----------------------------|------|-------|---------------------------------------|------|-------|
| Record | 9-7 | 1-1 | When Scoring First | 8-1 | 1-0 |
| vs. AFC North | 3-3 | 0-0 | When Not Scoring First | 1-6 | 0-1 |
| vs. AFC | 7-5 | 1-1 | Positive or even Turnover Ratio | 7-3 | 1-0 |
| vs. NFC | 2-2 | 0-0 | Negative Turnover Ratio | 2-4 | 0-1 |
| Home | 6-2 | 0-0 | Winning Penalty Ratio | 1-1 | 1-0 |
| Away | 3-5 | 1-1 | Losing Penalty Ratio | 7-6 | 0-1 |
| On Grass | 3-2 | 0-0 | Overtime | 1-0 | 0-0 |
| Artificial Turf | 6-5 | 1-1 | With a 100-Yard Rusher | 3-2 | 1-0 |
| Outdoors | 9-6 | 1-0 | With a 100-Yard Receiver | 2-2 | 0-0 |
| Indoors | 0-1 | 0-1 | Without a 100-yard Rusher | 6-5 | 0-1 |
| Leading at Halftime | 8-1 | 1-0 | Without a 100-yard Receiver | 7-5 | 1-1 |
| Trailing at Halftime | 0-6 | 0-1 | When Allowing a 100-Yard Rusher | 0-3 | 0-0 |
| Tied at Halftime | 1-0 | 0-0 | When Not Allowing a 100-Yard Rusher | 9-4 | 1-1 |
| Tied After 3 Quarters | 0-1 | 0-0 | When Allowing a 100-Yard Receiver | 1-2 | 0-0 |
| Leading After 3 Quarters | 9-0 | 1-0 | When Not Allowing a 100-Yard Receiver | 8-5 | 1-1 |
| Trailing After 3 Quarters | 0-6 | 0-1 | With a 300-Yard Passer | 2-1 | 0-0 |
| Decided by 7 Points or less | 2-5 | 0-0 | Without a 300-Yard Passer | 7-6 | 1-1 |
| Decided by 3 Points or less | 1-4 | 0-0 | When Allowing a 300-Yard Passer | 1-0 | 0-0 |
| | | | When Not Allowing a 300-Yard Passer | 8-7 | 1-1 |

2009 POSTSEASON STATISTICS

RESULTS AND ATTENDANCE

WON 1, LOST 1

| | | | | |
|-------|---|-------|-----------------|--------|
| 01/10 | W | 33-14 | at New England | 68,756 |
| 01/16 | L | 3-20 | at Indianapolis | 67,535 |

TEAM STATISTICS

| | RAVENS | OPPONENT |
|--------------------------|---------------|----------------|
| TOTAL FIRST DOWNS | 28 | 37 |
| Rushing | 15 | 7 |
| Passing | 13 | 25 |
| Penalty | 0 | 5 |
| 3rd Down: Made/Att | 15/29 | 9/27 |
| 3rd Down Pct. | 51.7 | 33.3 |
| 4th Down: Made/Att | 0/2 | 2/3 |
| 4th Down Pct. | 0.0 | 66.7 |
| POSSESSION AVG. | 29:12 | 30:49 |
| TOTAL NET YARDS | 538 | 471 |
| Avg. Per Game | 269.0 | 235.5 |
| Total Plays | 117 | 134 |
| Avg. Per Play | 4.6 | 3.5 |
| NET YARDS RUSHING | 321 | 106 |
| Avg. Per Game | 160.5 | 53.0 |
| Total Rushes | 71 | 43 |
| NET YARDS PASSING | 217 | 365 |
| Avg. Per Game | 108.5 | 182.5 |
| Sacked/Yards Lost | 1/6 | 5/35 |
| Gross Yards | 223 | 400 |
| Att./Completions | 45/24 | 86/53 |
| Completion Pct. | 53.3 | 61.6 |
| Had Intercepted | 3 | 4 |
| PUNTS/AVERAGE | 9/41.6 | 11/42.7 |
| NET PUNTING AVG. | 9/35.2 | 11/37.8 |
| PENALTIES/YARDS | 10/79 | 9/66 |
| FUMBLES/BALL LOST | 4/3 | 1/1 |
| TOUCHDOWNS | 4 | 4 |
| Rushing | 4 | 0 |
| Passing | 0 | 4 |
| Returns | 0 | 0 |

| SCORE BY PERIODS | 1 | 2 | 3 | 4 | OT | PTS |
|------------------|-----------|-----------|----------|----------|----------|-----------|
| RAVENS | 27 | 0 | 3 | 6 | 0 | 36 |
| OPPONENTS | 3 | 21 | 7 | 3 | 0 | 34 |

| SCORING | TD | RU | PA | RT | K/PAT | FG | S | PTS |
|------------------|----------|----------|----------|----------|------------|------------|----------|-----------|
| Cundiff | 0 | 0 | 0 | 0 | 3/3 | 3/3 | 0 | 12 |
| Rice | 2 | 2 | 0 | 0 | | | 0 | 12 |
| L. McClain | 1 | 1 | 0 | 0 | | | 0 | 6 |
| McGahee | 1 | 1 | 0 | 0 | | | 0 | 6 |
| RAVENS | 4 | 4 | 0 | 0 | 3/3 | 3/3 | 0 | 36 |
| Opponents | 4 | 0 | 4 | 0 | 4/4 | 2/3 | 0 | 34 |

2-PT. CONVERSIONS: RAVENS 0-1, Opponents 0-0

SACKS: Edwards 1, Johnson 1, Lewis 1, Ngata 1, Suggs 1, **RAVENS 5, Opponents 1**

FUM/LOST: Heap 1/0, Reed 1/1, Rice 1/1, Zbikowski 1/1

| PASSING | ATT | COMP | YARDS | COMP% | YDS/ATT |
|------------------|-----------|-----------|------------|-------------|-------------|
| Flacco | 45 | 24 | 223 | 53.3 | 4.96 |
| RAVENS | 45 | 24 | 223 | 53.3 | 4.96 |
| Opponents | 86 | 53 | 400 | 61.6 | 4.65 |

RUSHING

| | NO | YDS | AVG | LG | TD |
|------------------|-----------|------------|------------|------------|----------|
| Rice | 35 | 226 | 6.5 | 83t | 2 |
| McGahee | 22 | 69 | 3.1 | 12 | 1 |
| L. McClain | 6 | 11 | 1.8 | 4 | 1 |
| Clayton | 1 | 8 | 8.0 | 8 | 0 |
| Flacco | 7 | 7 | 1.0 | 7 | 0 |
| RAVENS | 71 | 321 | 4.5 | 83t | 4 |
| Opponents | 43 | 106 | 2.5 | 13 | 0 |

RECEIVING

| | NO | YDS | AVG | LG | TD |
|------------------|-----------|------------|------------|-----------|----------|
| Rice | 9 | 60 | 6.7 | 26 | 0 |
| Mason | 5 | 72 | 14.4 | 27 | 0 |
| Heap | 4 | 35 | 8.8 | 11 | 0 |
| McGahee | 2 | 20 | 10.0 | 13 | 0 |
| Clayton | 1 | 17 | 17.0 | 17 | 0 |
| D. Williams | 1 | 12 | 12.0 | 12 | 0 |
| K. Washington | 1 | 11 | 11.0 | 11 | 0 |
| L. McClain | 1 | -4 | -4.0 | -4 | 0 |
| RAVENS | 24 | 223 | 9.3 | 27 | 0 |
| Opponents | 53 | 400 | 7.5 | 24 | 4 |

INTERCEPTIONS

| | NO | YDS | AVG | LG | TD |
|------------------|----------|------------|-------------|-----------|----------|
| Reed | 2 | 63 | 31.5 | 38 | 0 |
| Landry | 1 | 67 | 67.0 | 42 | 0 |
| Carr | 1 | 3 | 3.0 | 3 | 0 |
| RAVENS | 4 | 133 | 33.3 | 50 | 0 |
| Opponents | 3 | 0 | 0.0 | 0 | 0 |

| PUNTING | NO | YDS | AVG | NET | TB | IN | LG | BLK |
|------------------|-----------|------------|-------------|-------------|----------|----------|-----------|----------|
| Koch | 9 | 374 | 41.6 | 35.2 | 0 | 3 | 59 | 0 |
| RAVENS | 9 | 374 | 41.6 | 35.2 | 0 | 3 | 59 | 0 |
| Opponents | 11 | 470 | 42.7 | 37.8 | 1 | 3 | 56 | 0 |

| PUNT RETURNS | RET | FC | YDS | AVG | LG | TD |
|------------------|----------|----------|-----------|-------------|-----------|----------|
| Carr | 3 | 3 | 34 | 11.3 | 34 | 0 |
| Zbikowski | 1 | 0 | 0 | 0.0 | 0 | 0 |
| RAVENS | 4 | 3 | 34 | 8.5 | 34 | 0 |
| Opponents | 5 | 2 | 57 | 11.4 | 28 | 0 |

| KICKOFF RETURNS | NO | YDS | AVG | LG | TD |
|------------------|----------|------------|-------------|-----------|----------|
| Parmele | 5 | 97 | 19.4 | 26 | 0 |
| L. McClain | 1 | 9 | 9.0 | 9 | 0 |
| Zbikowski | 1 | 30 | 30.0 | 30 | 0 |
| RAVENS | 7 | 136 | 19.4 | 30 | 0 |
| Opponents | 7 | 132 | 18.9 | 42 | 0 |

| FIELD GOALS | 1-19 | 20-29 | 30-39 | 40-49 | 50+ |
|------------------|------------|------------|------------|------------|------------|
| Cundiff | 0/0 | 3/3 | 0/0 | 0/0 | 0/0 |
| RAVENS | 0/0 | 3/3 | 0/0 | 0/0 | 0/0 |
| Opponents | 0/0 | 0/0 | 1/1 | 1/2 | 0/0 |

Cundiff: (27G,23G)(25G)
RAVENS: (27G,23G)(25G)
Opponents: (44N)(44G,33G)

| | TD | TD% | INT | INT% | LG | SACK/LOST | RATING |
|------------------|----------|------------|----------|------------|-----------|-------------|-------------|
| Flacco | 0 | 0.0 | 3 | 6.7 | 27 | 1/6 | 39.4 |
| RAVENS | 0 | 0.0 | 3 | 6.7 | 27 | 1/6 | 39.4 |
| Opponents | 4 | 4.7 | 4 | 4.7 | 24 | 5/35 | 68.9 |

DEFENSIVE

FROM COACHES VIDEO

| PLAYER | TT | SOLO | AS | SACKS | YDS | | RET. | | FF | FR |
|---------------------|------------|-----------|-----------|----------|-----------|----------|-----------|----------|----------|----------|
| | | | | | LOST | INT | YDS | PD | | |
| Lewis, Ray | 21 | 10 | 11 | 1 | 7 | 0 | 0 | 1 | 0 | 0 |
| Foxworth, Domonique | 17 | 16 | 1 | 0 | 0 | 0 | 0 | 1 | 0 | 0 |
| Ellerbe, Dannell | 16 | 15 | 1 | 0 | 0 | 0 | 0 | 0 | 0 | 0 |
| Carr, Chris | 10 | 9 | 1 | 0 | 0 | 1 | 3 | 1 | 0 | 0 |
| Suggs, Terrell | 10 | 7 | 3 | 1 | 9 | 0 | 0 | 0 | 1 | 1 |
| Edwards, Dwan | 9 | 7 | 2 | 1 | 6 | 0 | 0 | 0 | 0 | 0 |
| Johnson, Jarret | 8 | 7 | 1 | 1 | 4 | 0 | 0 | 0 | 0 | 0 |
| Landry, Dawan | 7 | 4 | 3 | 0 | 0 | 1 | 67* | 2 | 0 | 0 |
| Ngata, Haloti | 7 | 4 | 3 | 1 | 9 | 0 | 0 | 0 | 0 | 0 |
| Walker, Frank | 7 | 6 | 1 | 0 | 0 | 0 | 0 | 1 | 0 | 0 |
| Reed, Ed | 6 | 3 | 3 | 0 | 0 | 2 | 63 | 3 | 0 | 0 |
| Gregg, Kelly | 3 | 3 | 0 | 0 | 0 | 0 | 0 | 0 | 0 | 0 |
| Zbikowski, Tom | 2 | 2 | 0 | 0 | 0 | 0 | 0 | 0 | 0 | 0 |
| Bannan, Justin | 1 | 1 | 0 | 0 | 0 | 0 | 0 | 0 | 0 | 0 |
| Ivy, Corey | 1 | 1 | 0 | 0 | 0 | 0 | 0 | 0 | 0 | 0 |
| Totals | 125 | 95 | 30 | 5 | 35 | 4 | 66 | 9 | 1 | 1 |

*Dawan Landry had an INT at NE (1/10/10) and returned it 42 yards. He also took a lateral from Ed Reed after an INT, which Landry returned an additional 25 yards.

SPECIAL TEAMS

FROM COACHES VIDEO

| PLAYER | TT | SOLO | AS | FF | FR | BK |
|---------------------|-----------|-----------|----------|----------|----------|----------|
| Landry, Dawan | 3 | 2 | 1 | 0 | 0 | 0 |
| Gooden, Tavares | 2 | 2 | 0 | 0 | 0 | 0 |
| Katula, Matt | 2 | 2 | 0 | 0 | 0 | 0 |
| Tyree, David | 2 | 1 | 1 | 0 | 0 | 0 |
| Foxworth, Domonique | 1 | 1 | 0 | 0 | 0 | 0 |
| Jones, Edgar | 1 | 1 | 0 | 0 | 0 | 0 |
| Parmele, Jalen | 1 | 1 | 0 | 0 | 0 | 0 |
| Walker, Frank | 1 | 1 | 0 | 0 | 0 | 0 |
| Zbikowski, Tom | 1 | 1 | 0 | 0 | 0 | 0 |
| Totals | 14 | 12 | 2 | 0 | 0 | 0 |

2010 STATISTICS

RESULTS AND ATTENDANCE

WON 12, LOST 4

WILD CARD/DIVISIONAL GAME

| | | | | |
|-------|---|----------|------------------|--------|
| 09/13 | W | 10-9 | at New York Jets | 78,127 |
| 09/19 | L | 10-15 | at Cincinnati | 64,071 |
| 09/26 | W | 24-17 | Cleveland | 71,119 |
| 10/03 | W | 17-14 | at Pittsburgh | 64,729 |
| 10/10 | W | 31-17 | Denver | 71,246 |
| 10/17 | L | 20-23 OT | at New England | 68,756 |
| 10/24 | W | 37-34 OT | Buffalo | 71,220 |
| 11/07 | W | 26-10 | Miami | 71,305 |
| 11/11 | L | 21-26 | at Atlanta | 68,474 |
| 11/21 | W | 37-13 | at Carolina | 73,021 |
| 11/28 | W | 17-10 | Tampa Bay | 70,989 |
| 12/05 | L | 10-13 | Pittsburgh | 71,418 |
| 12/13 | W | 34-28 OT | at Houston | 71,113 |
| 12/19 | W | 30-24 | New Orleans | 71,432 |
| 12/26 | W | 20-10 | at Cleveland | 65,028 |
| 01/02 | W | 13-7 | Cincinnati | 71,008 |

TEAM STATISTICS

TOTAL FIRST DOWNS

| | |
|--------------------|--------|
| Rushing | 97 |
| Passing | 175 |
| Penalty | 31 |
| 3rd Down: Made/Att | 82/210 |
| 3rd Down Pct. | 39.0 |
| 4th Down: Made/Att | 4/10 |
| 4th Down Pct. | 40.0 |

POSSESSION AVG.

TOTAL NET YARDS

| | |
|---------------|-------|
| Avg. Per Game | 322.9 |
| Total Plays | 1018 |
| Avg. Per Play | 5.1 |

NET YARDS RUSHING

| | |
|---------------|-------|
| Avg. Per Game | 114.4 |
| Total Rushes | 487 |

NET YARDS PASSING

| | |
|-------------------|---------|
| Avg. Per Game | 208.4 |
| Sacked/Yards Lost | 40/294 |
| Gross Yards | 3629 |
| Att./Completions | 491/308 |
| Completion Pct. | 62.7 |
| Had Intercepted | 10 |

PUNTS/AVERAGE

NET PUNTING AVG.

PENALTIES/YARDS

FUMBLES/BALL LOST

TOUCHDOWNS

| | |
|---------|----|
| Rushing | 11 |
| Passing | 25 |
| Returns | 4 |

SCORE BY PERIODS

| | 1 | 2 | 3 | 4 | OT | PTS |
|------------------|----|-----|----|-----|----|-----|
| RAVENS | 61 | 132 | 75 | 80 | 9 | 357 |
| Opponents | 51 | 73 | 24 | 119 | 3 | 270 |

SCORING

| | TD | RU | PA | RT | K/PAT | FG | S | PTS |
|------------------|----|----|----|----|-------|-------|---|-----|
| Cundiff | 0 | 0 | 0 | 0 | 39/39 | 26/29 | 0 | 117 |
| Boldin | 7 | 0 | 7 | 0 | 0 | 0 | 0 | 42 |
| Mason | 7 | 0 | 7 | 0 | 0 | 0 | 0 | 42 |
| McGahee | 6 | 5 | 1 | 0 | 0 | 0 | 0 | 36 |
| Rice | 6 | 5 | 1 | 0 | 0 | 0 | 0 | 36 |
| Heap | 5 | 0 | 5 | 0 | 0 | 0 | 0 | 30 |
| Houshmandzadeh | 3 | 0 | 3 | 0 | 0 | 0 | 0 | 18 |
| Dickson | 1 | 0 | 1 | 0 | 0 | 0 | 0 | 6 |
| Flacco | 1 | 1 | 0 | 0 | 0 | 0 | 0 | 6 |
| Landry | 1 | 0 | 0 | 1 | 0 | 0 | 0 | 6 |
| Lewis | 1 | 0 | 0 | 1 | 0 | 0 | 0 | 6 |
| D. Reed | 1 | 0 | 0 | 1 | 0 | 0 | 0 | 6 |
| Wilson | 1 | 0 | 0 | 1 | 0 | 0 | 0 | 6 |
| RAVENS | 40 | 11 | 25 | 4 | 39/39 | 26/29 | 0 | 357 |
| Opponents | 27 | 5 | 22 | 0 | 25/25 | 27/32 | 0 | 270 |

2-PT. CONVERSIONS: RAVENS 0-0, Opponents 1-2

SACKS: Suggs 11, Ngata 5.5, Redding 3, Lewis 2, Johnson 1.5, Ellerbe 1, Kruger 1, Landry 1, J. McClain 1, **RAVENS 27, Opponents 40**

FUM/LOST: Flacco 9/4, McGahee 2/2, E. Reed 2/0, Webb 2/1, Boldin 1/1, Heap 1/0, Houshmandzadeh 1/0, Koch 1/0, Parmele 1/0, Stallworth 1/1, Wilson 1/1

PASSING

| | ATT | COMP | YARDS | COMP% | YDS/ATT | TD | TD% | INT | INT% | LG | SACK/LOST | RATING |
|------------------|-----|------|-------|-------|---------|----|-----|-----|------|-----|-----------|--------|
| Flacco | 489 | 306 | 3622 | 62.6 | 7.41 | 25 | 5.1 | 10 | 2.0 | 67 | 40/294 | 93.6 |
| Boldin | 1 | 1 | -6 | 100.0 | -6.00 | 0 | 0.0 | 0 | 0.0 | -6 | 0/0 | 79.2 |
| Koch | 1 | 1 | 13 | 100.0 | 13.00 | 0 | 0.0 | 0 | 0.0 | 13 | 0/0 | 118.8 |
| RAVENS | 491 | 308 | 3629 | 62.7 | 7.39 | 25 | 5.1 | 10 | 2.0 | 67 | 40/294 | 93.6 |
| Opponents | 596 | 349 | 3789 | 58.6 | 6.36 | 22 | 3.7 | 19 | 3.2 | 88t | 27/190 | 76.4 |

RUSHING

| | NO | YDS | AVG | LG | TD |
|------------------|-----|------|------|-----|----|
| Rice | 307 | 1220 | 4.0 | 50 | 5 |
| McGahee | 100 | 380 | 3.8 | 30t | 5 |
| L. McClain | 28 | 85 | 3.0 | 16 | 0 |
| Flacco | 43 | 84 | 2.0 | 14 | 1 |
| Stallworth | 5 | 45 | 9.0 | 19 | 0 |
| D. Reed | 1 | 15 | 15.0 | 15 | 0 |
| Boldin | 2 | 2 | 1.0 | 3 | 0 |
| Koch | 1 | 0 | 0.0 | 0 | 0 |
| RAVENS | 487 | 1831 | 3.8 | 50 | 11 |
| Opponents | 384 | 1503 | 3.9 | 48 | 5 |

RECEIVING

| | NO | YDS | AVG | LG | TD |
|------------------|-----|------|------|-----|----|
| Boldin | 64 | 837 | 13.1 | 61 | 7 |
| Rice | 63 | 556 | 8.8 | 34 | 1 |
| Mason | 61 | 802 | 13.1 | 42 | 7 |
| Heap | 40 | 599 | 15.0 | 65t | 5 |
| Houshmandzadeh | 30 | 398 | 13.3 | 56t | 3 |
| L. McClain | 21 | 134 | 6.4 | 19 | 0 |
| McGahee | 14 | 55 | 3.9 | 32t | 1 |
| Dickson | 11 | 152 | 13.8 | 58 | 1 |
| Stallworth | 2 | 82 | 41.0 | 67 | 0 |
| Williams | 1 | 13 | 13.0 | 13 | 0 |
| Pitta | 1 | 1 | 1.0 | 1 | 0 |
| RAVENS | 308 | 3629 | 11.8 | 67 | 25 |
| Opponents | 349 | 3789 | 10.9 | 88t | 22 |

INTERCEPTIONS

| | NO | YDS | AVG | LG | TD |
|------------------|----|-----|------|-----|----|
| E. Reed | 8 | 183 | 22.9 | 44 | 0 |
| Wilson | 3 | 12 | 4.0 | 12t | 1 |
| Webb | 2 | 32 | 16.0 | 32 | 0 |
| Lewis | 2 | 26 | 13.0 | 24t | 1 |
| Carr | 2 | 13 | 6.5 | 12 | 0 |
| Hamlin | 1 | 0 | 0.0 | 0 | 0 |
| Redding | 1 | 0 | 0.0 | 0 | 0 |
| Landry | 0 | 23 | --- | 23t | 1 |
| RAVENS | 19 | 289 | 15.2 | 44 | 3 |
| Opponents | 10 | 191 | 19.1 | 66 | 0 |

PUNTING

| | NO | YDS | AVG | NET | TB | IN | LG | BLK |
|------------------|----|------|------|------|----|----|----|-----|
| Koch | 81 | 3530 | 43.6 | 39.2 | 4 | 39 | 60 | 0 |
| RAVENS | 81 | 3530 | 43.6 | 39.2 | 4 | 39 | 60 | 0 |
| Opponents | 89 | 3875 | 43.5 | 39.1 | 4 | 26 | 65 | 0 |

PUNT RETURNS

| | RET | FC | YDS | AVG | LG | TD |
|------------------|-----|----|-----|-----|----|----|
| Webb | 21 | 12 | 199 | 9.5 | 35 | 0 |
| Zbikowski | 16 | 8 | 101 | 6.3 | 20 | 0 |
| Carr | 3 | 0 | 8 | 2.7 | 10 | 0 |
| E. Reed | 3 | 6 | 11 | 3.7 | 9 | 0 |
| RAVENS | 43 | 26 | 319 | 7.4 | 35 | 0 |
| Opponents | 34 | 22 | 275 | 8.1 | 32 | 0 |

KICKOFF RETURNS

| | NO | YDS | AVG | LG | TD |
|------------------|----|------|------|------|----|
| Parmele | 24 | 562 | 23.4 | 39 | 0 |
| D. Reed | 21 | 616 | 29.3 | 103t | 1 |
| Wilson | 6 | 117 | 19.5 | 26 | 0 |
| Zbikowski | 3 | 48 | 16.0 | 20 | 0 |
| Carr | 1 | 14 | 14.0 | 14 | 0 |
| Nakamura | 0 | 0 | --- | --- | 0 |
| RAVENS | 55 | 1357 | 24.7 | 103t | 1 |
| Opponents | 38 | 987 | 26.0 | 64 | 0 |

FIELD GOALS

| | 0-9 | 10-19 | 20-29 | 30-39 | 40-49 | 50+ |
|------------------|-----|-------|-------|-------|-------|-----|
| Cundiff | 0/0 | 11/11 | 8/9 | 7/8 | 7/8 | 0/1 |
| RAVENS | 0/0 | 11/11 | 8/9 | 7/8 | 7/8 | 0/1 |
| Opponents | 2/2 | 8/9 | 8/8 | 7/10 | 2/3 | |

Cundiff: (25G) (38G) (51N, 49G) (46N, 33G) (37G) (26G, 25G) (41G, 48G, 38G) (26G, 39G, 37N, 20G, 24G) () (22G, 33G, 49G) (45G) (24G) () (33G, 32G, 27G) (27G, 40G) (25G, 47G)
Opponents: (23G, 28G, 48G) (36G, 30G, 46G, 38G, 25G) (38G) (49N, 45N) (38G) (38G, 24G, 35G) (21G, 50G) (19G, 46N) (28G, 51G) (45G, 40G) (22G) (45G, 19G) (52N, 24G, 42G) (47G) (30G) (29N)

2010 STATISTICS

DEFENSIVE

| PLAYER | FROM COACHES VIDEO | | | | | | | | | |
|---------------------|--------------------|------------|------------|-----------|------------|-----------|------------|-----------|-----------|----------|
| | TT | SOLO | AS | SACKS | LOST | INT | YDS | PD | FF | FR |
| Lewis, Ray | 145 | 103 | 42 | 2 | 8 | 2 | 26 | 4 | 2 | 3 |
| Landry, Dawan | 111 | 83 | 28 | 1 | 10 | 0 | 23 | 3 | 1 | 1 |
| McClain, Jameel | 91 | 58 | 33 | 1 | 3 | 0 | 0 | 2 | 0 | 1 |
| Johnson, Jarret | 77 | 50 | 27 | 1.5 | 10 | 0 | 0 | 2 | 2 | 0 |
| Carr, Chris | 67 | 56 | 11 | 0 | 0 | 2 | 13 | 8 | 3 | 0 |
| Ngata, Haloti | 65 | 48 | 17 | 5.5 | 43 | 0 | 0 | 5 | 0 | 1 |
| Webb, Lardarius | 60 | 56 | 4 | 0 | 0 | 2 | 32 | 11 | 0 | 1 |
| Suggs, Terrell | 58 | 38 | 20 | 11 | 73 | 0 | 0 | 2 | 2 | 0 |
| Gregg, Kelly | 39 | 22 | 17 | 0 | 0 | 0 | 0 | 0 | 0 | 0 |
| Reed, Ed | 39 | 29 | 10 | 0 | 0 | 8 | 183 | 16 | 1 | 0 |
| Redding, Cory | 38 | 29 | 9 | 3 | 21 | 1 | 0 | 4 | 0 | 0 |
| Wilson, Josh | 36 | 35 | 1 | 0 | 0 | 3 | 12 | 15 | 0 | 0 |
| Washington, Fabian | 31 | 27 | 4 | 0 | 0 | 0 | 0 | 8 | 0 | 0 |
| Ellerbe, Dannell | 29 | 22 | 7 | 1 | 13 | 0 | 0 | 1 | 0 | 0 |
| Nakamura, Haruki | 16 | 12 | 4 | 0 | 0 | 0 | 0 | 1 | 0 | 0 |
| Zbikowski, Tom | 16 | 11 | 5 | 0 | 0 | 0 | 0 | 1 | 0 | 0 |
| Gooden, Tavares | 14 | 11 | 3 | 0 | 0 | 0 | 0 | 0 | 0 | 0 |
| Cody, Terrence | 13 | 5 | 8 | 0 | 0 | 0 | 0 | 0 | 0 | 0 |
| McKinney, Brandon | 9 | 5 | 4 | 0 | 0 | 0 | 0 | 0 | 0 | 0 |
| Hamlin, Ken | 3 | 2 | 1 | 0 | 0 | 1 | 0 | 1 | 0 | 0 |
| Ayanbadejo, Brendon | 2 | 2 | 0 | 0 | 0 | 0 | 0 | 0 | 1 | 0 |
| Burgess, Prescott | 2 | 0 | 2 | 0 | 0 | 0 | 0 | 0 | 0 | 0 |
| Pryce, Trevor | 1 | 0 | 1 | 0 | 0 | 0 | 0 | 0 | 0 | 0 |
| Kruger, Paul | 1 | 1 | 0 | 1 | 9 | 0 | 0 | 2 | 0 | 0 |
| Totals | 963 | 705 | 258 | 27 | 190 | 19 | 289 | 86 | 12 | 7 |

SPECIAL TEAMS

| PLAYER | FROM COACHES VIDEO | | | | | |
|---------------------|--------------------|-----------|-----------|----------|----------|----------|
| | TT | SOLO | AS | FF | FR | BK |
| Burgess, Prescott | 15 | 13 | 2 | 0 | 0 | 0 |
| Nakamura, Haruki | 13 | 13 | 0 | 0 | 0 | 0 |
| Parmele, Jalen | 12 | 10 | 2 | 1 | 0 | 0 |
| Reed, David | 11 | 10 | 1 | 1 | 0 | 0 |
| Ellerbe, Dannell | 6 | 3 | 3 | 0 | 0 | 0 |
| McClain, Jameel | 6 | 3 | 3 | 0 | 0 | 0 |
| Phillips, Jason | 6 | 4 | 2 | 1 | 0 | 0 |
| Williams, Cary | 6 | 6 | 0 | 0 | 0 | 0 |
| Landry, Dawan | 5 | 3 | 2 | 0 | 0 | 0 |
| Smith, Marcus | 5 | 4 | 1 | 0 | 0 | 0 |
| Ayanbadejo, Brendon | 4 | 2 | 2 | 0 | 0 | 0 |
| Dickson, Ed | 3 | 3 | 0 | 0 | 0 | 0 |
| Gooden, Tavares | 3 | 2 | 1 | 0 | 0 | 0 |
| Cox, Morgan | 2 | 1 | 1 | 0 | 0 | 0 |
| Cundiff, Billy | 2 | 2 | 0 | 0 | 0 | 0 |
| Jones, Edgar | 2 | 2 | 0 | 1 | 0 | 0 |
| Wilson, Josh | 2 | 2 | 0 | 0 | 1 | 0 |
| Hamlin, Ken | 1 | 0 | 1 | 0 | 1 | 0 |
| Koch, Sam | 1 | 1 | 0 | 0 | 0 | 0 |
| Pitta, Dennis | 1 | 1 | 0 | 0 | 0 | 0 |
| Stallworth, Donte | 1 | 1 | 0 | 0 | 0 | 0 |
| Washington, Fabian | 1 | 1 | 0 | 0 | 0 | 0 |
| Totals | 108 | 87 | 21 | 4 | 2 | 0 |

USUAL STARTERS

| OFFENSE | | DEFENSE | |
|---------|----------------|---------|----------------|
| WR 85 | Derrick Mason | DT 92 | Haloti Ngata |
| LT 74 | Michael Oher | NT 97 | Kelly Gregg |
| LG 66 | Ben Grubbs | DE 93 | Cory Redding |
| C 77 | Matt Birk | SAM 95 | Jarret Johnson |
| RG 65 | Chris Chester | MIKE 52 | Ray Lewis |
| RT 73 | Marshal Yanda | WILL 53 | Jameel McClain |
| TE 86 | Todd Heap | RUSH 55 | Terrell Suggs |
| WR 81 | Anquan Boldin | LCB 25 | Chris Carr |
| QB 5 | Joe Flacco | RCB 37 | Josh Wilson |
| RB 27 | Ray Rice | SS 26 | Dawan Landry |
| FB 33 | Le'Ron McClain | FS 20 | Ed Reed |

COACHES

John Harbaugh, Head Coach; **Jerry Rosburg**, Asst. Head Coach/Special Teams Coordinator; **Cam Cameron**, Offensive Coordinator; **Greg Mattison**, Defensive Coordinator; **Roy Anderson**, Defensive Asst./Secondary; **Clarence Brooks**, Defensive Line; **Jason Brooks**, Asst. to the Offense; **John Dunn**, Asst. Strength and Conditioning; **Wade Harman**, Tight Ends; **Jim Hostler**, Wide Receivers; **Marwan Maalouf**, Asst. Special Teams; **John Matsko**, Offensive Line; **Andy Moeller**, Asst. Offensive Line; **Ted Monachino**, Outside Linebackers; **Wilbert Montgomery**, Running Backs; **Chuck Pagano**, Secondary; **Dean Pees**, Linebackers; **Bob Rogucki**, Strength and Conditioning; **Al Saunders**, Senior Offensive Asst.; **Craig Ver Steeg**, Offensive Asst.; **Matt Weiss**, Head Coach's Asst.; **Jim Zorn**, Quarterbacks

RAVENS HONOR ROLL

AP All-Pro:

LB Ray Lewis (1st Team), FB Le'Ron McClain (2nd Team)
DT Haloti Ngata (2nd Team), S Ed Reed (2nd Team)
RB Ray Rice (2nd Team)

Pro Bowl:

K Billy Cundiff (starter), LB Ray Lewis (starter), DT Haloti Ngata (starter), S Ed Reed (starter), LB Terrell Suggs

Pro Bowl Alternate:

G Ben Grubbs (first), P Sam Koch (first)

Pro Football Weekly/PFWA's All-NFL Team:

K Billy Cundiff, DT Haloti Ngata, S Ed Reed

Pro Football Weekly Golden Toe:

K Billy Cundiff

USA Today's All-Joe Team:

DE Cory Redding

NFL Players of the Week:

WR Anquan Boldin (Week 4) - Offense
DT Haloti Ngata (Week 9) - Defense
WR/RS David Reed (Week 14) - Special Teams
RB Ray Rice (Week 15) - Offense
S Ed Reed (Week 16) - Defense

NFL Players of the Month:

S Ed Reed (Defense, December)
LB Terrell Suggs (Defense, November)

Ed Block Courage Award:

WR Donte' Stallworth

Ravens Roost Unsung Hero:

K Billy Cundiff

Ravens Roost Extra Effort:

LB Terrell Suggs

SEASON TRENDS

| | Reg. | Post. | | Reg. | Post. |
|-----------------------------|------|-------|---------------------------------------|-------|-------|
| Record | 12-4 | 1-1 | When Scoring First | 7-2 | 1-0 |
| vs. AFC North | 4-2 | 0-1 | When Not Scoring First | 5-2 | 0-1 |
| vs. AFC | 9-3 | 1-1 | Positive or even Turnover Ratio | 91-21 | 1-0 |
| vs. NFC | 3-1 | 0-0 | Negative Turnover Ratio | 3-2 | 0-1 |
| Home | 7-1 | 0-0 | Winning Penalty Ratio | 18-2 | 1-1 |
| Away | 5-3 | 1-1 | Losing Penalty Ratio | 3-1 | 0-0 |
| On Grass | 4-0 | 1-1 | Overtime | 2-1 | 0-0 |
| Artificial Turf | 8-4 | 0-0 | With a 100-Yard Rusher | 2-0 | 0-0 |
| Outdoors | 11-3 | 1-1 | With a 100-Yard Receiver | 2-2 | 1-0 |
| Indoors | 1-1 | 0-0 | Without a 100-yard Rusher | 10-4 | 1-1 |
| Leading at Halftime | 11-2 | 1-1 | Without a 100-yard Receiver | 10-2 | 0-1 |
| Trailing at Halftime | 1-2 | 0-0 | When Allowing a 100-Yard Rusher | 3-0 | 0-0 |
| Tied at Halftime | 0-0 | 0-0 | When Not Allowing a 100-Yard Rusher | 9-4 | 1-1 |
| Tied After 3 Quarters | 0-0 | 0-1 | When Allowing a 100-Yard Receiver | 4-1 | 0-0 |
| Leading After 3 Quarters | 12-2 | 1-0 | When Not Allowing a 100-Yard Receiver | 8-3 | 1-1 |
| Trailing After 3 Quarters | 0-2 | 0-0 | With a 300-Yard Passer | 1-0 | 0-0 |
| Decided by 7 Points or less | 8-4 | 0-1 | Without a 300-Yard Passer | 11-4 | 1-1 |
| Decided by 3 Points or less | 3-2 | 0-0 | When Allowing a 300-Yard Passer | 4-1 | 0-0 |
| | | | When Not Allowing a 300-Yard Passer | 8-3 | 1-1 |

2010 POSTSEASON STATISTICS

RESULTS AND ATTENDANCE

WON 1, LOST 1

| | | | | |
|-------|---|-------|----------------|--------|
| 01/09 | W | 30-7 | at Kansas City | 72,190 |
| 01/15 | L | 24-31 | at Pittsburgh | 64,879 |

TEAM STATISTICS

| | RAVENS | OPPONENT |
|--------------------------|---------------|---------------|
| TOTAL FIRST DOWNS | 28 | 37 |
| Rushing | 6 | 13 |
| Passing | 27 | 13 |
| Penalty | 5 | 3 |
| 3rd Down: Made/Att | 14/29 | 8/22 |
| 3rd Down Pct. | 48.3 | 36.4 |
| 4th Down: Made/Att | 1/2 | 1/3 |
| 4th Down Pct. | 50.0 | 33.3 |
| POSSESSION AVG. | 33:38 | 26:22 |
| TOTAL NET YARDS | 516 | 424 |
| Avg. Per Game | 258.0 | 212.0 |
| Total Plays | 131 | 109 |
| Avg. Per Play | 3.9 | 3.9 |
| NET YARDS RUSHING | 177 | 179 |
| Avg. Per Game | 88.5 | 89.5 |
| Total Rushes | 58 | 50 |
| NET YARDS PASSING | 339 | 245 |
| Avg. Per Game | 169.5 | 122.5 |
| Sacked/Yards Lost | 9/51 | 9/51 |
| Gross Yards | 390 | 296 |
| Att./Completions | 64/41 | 50/28 |
| Completion Pct. | 64.1 | 56.0 |
| Had Intercepted | 1 | 3 |
| PUNTS/AVERAGE | 6/46.2 | 7/49.6 |
| NET PUNTING AVG. | 6/39.2 | 7/35.7 |
| PENALTIES/YARDS | 8/94 | 14/133 |
| FUMBLES/BALL LOST | 5/4 | 4/4 |
| TOUCHDOWNS | 6 | 5 |
| Rushing | 2 | 3 |
| Passing | 3 | 2 |
| Returns | 1 | 0 |

| SCORE BY PERIODS | 1 | 2 | 3 | 4 | OT | PTS |
|------------------|----|----|----|----|----|-----|
| RAVENS | 7 | 14 | 13 | 10 | 0 | 54 |
| OPPONENTS | 14 | 0 | 14 | 10 | 0 | 38 |

| SCORING | TD | RU | PA | RT | K/PAT | FG | S | PTS |
|------------------|----------|----------|----------|----------|------------|------------|----------|-----------|
| Cundiff | 0 | 0 | 0 | 0 | 6/6 | 4/4 | 0 | 18 |
| Rice | 2 | 1 | 1 | 0 | | | 0 | 12 |
| Boldin | 1 | 0 | 1 | 0 | | | 0 | 6 |
| Heap | 1 | 0 | 1 | 0 | | | 0 | 6 |
| McGahee | 1 | 1 | 0 | 0 | | | 0 | 6 |
| Redding | 1 | 0 | 0 | 1 | | | 0 | 6 |
| RAVENS | 6 | 2 | 3 | 1 | 6/6 | 4/4 | 0 | 54 |
| OPPONENTS | 5 | 3 | 2 | 0 | 5/5 | 1/2 | 0 | 38 |

2-PT. CONVERSIONS: RAVENS 0-1, Opponents 0-0

SACKS: Suggs 5, Lewis 1, Nakamura 1, Kruger 0.5, Landry 0.5, Ngata 0.5, Redding 0.5, **RAVENS 9, OPPONENTS 9**

FUM/LOST: Flacco 3/2, Nakamura 1/1, Rice 1/1

| PASSING | ATT | COMP | YARDS | COMP% | YDS/ATT |
|------------------|-----------|-----------|------------|-------------|-------------|
| Flacco | 64 | 41 | 390 | 64.1 | 6.09 |
| RAVENS | 64 | 41 | 390 | 64.1 | 6.09 |
| OPPONENTS | 50 | 28 | 296 | 56.0 | 5.92 |

RUSHING

| | NO | YDS | AVG | LG | TD |
|------------------|-----------|------------|------------|------------|----------|
| Rice | 29 | 89 | 3.1 | 14t | 1 |
| McGahee | 14 | 48 | 3.4 | 25t | 1 |
| Flacco | 9 | 25 | 2.8 | 13 | 0 |
| Parmele | 4 | 13 | 3.3 | 6 | 0 |
| L. McClain | 1 | 1 | 1.0 | 1 | 0 |
| Stallworth | 1 | 1 | 1.0 | 1 | 0 |
| RAVENS | 58 | 177 | 3.1 | 25t | 2 |
| OPPONENTS | 50 | 179 | 3.6 | 41t | 3 |

RECEIVING

| | NO | YDS | AVG | LG | TD |
|------------------|-----------|------------|-------------|-----------|----------|
| Heap | 13 | 151 | 11.6 | 21 | 1 |
| Rice | 12 | 74 | 6.2 | 11 | 1 |
| Boldin | 6 | 62 | 10.3 | 27 | 1 |
| Houshmandzadeh | 4 | 66 | 16.5 | 28 | 0 |
| McGahee | 4 | 24 | 6.0 | 10 | 0 |
| Mason | 1 | 11 | 11.0 | 11 | 0 |
| Dickson | 1 | 2 | 2.0 | 2 | 0 |
| RAVENS | 41 | 390 | 9.5 | 28 | 3 |
| OPPONENTS | 28 | 296 | 10.6 | 58 | 2 |

INTERCEPTIONS

| | NO | YDS | AVG | LG | TD |
|------------------|----------|-----------|-------------|-----------|----------|
| Landry | 1 | 9 | 9.0 | 9 | 0 |
| Nakamura | 1 | 3 | 3.0 | 3 | 0 |
| Wilson | 1 | 0 | 0.0 | 0 | 0 |
| RAVENS | 3 | 12 | 4.0 | 9 | 0 |
| OPPONENTS | 1 | 17 | 17.0 | 17 | 0 |

PUNTING

| | NO | YDS | AVG | NET | TB | IN | LG | BLK |
|------------------|----------|------------|-------------|-------------|----------|----------|-----------|----------|
| Koch | 6 | 277 | 46.2 | 39.2 | 1 | 4 | 61 | 0 |
| RAVENS | 6 | 277 | 46.2 | 39.2 | 1 | 4 | 61 | 0 |
| Opponents | 7 | 347 | 49.6 | 35.7 | 3 | 2 | 55 | 0 |

PUNT RETURNS

| | RET | FC | YDS | AVG | LG | TD |
|------------------|----------|----------|-----------|-------------|-----------|----------|
| Webb | 2 | 1 | 37 | 18.5 | 36 | 0 |
| RAVENS | 2 | 1 | 37 | 18.5 | 36 | 0 |
| Opponents | 3 | 1 | 22 | 7.3 | 12 | 0 |

KICKOFF RETURNS

| | NO | YDS | AVG | LG | TD |
|------------------|----------|------------|-------------|-----------|----------|
| Parmele | 3 | 65 | 21.7 | 29 | 0 |
| L. McClain | 2 | 22 | 11.0 | 12 | 0 |
| Webb | 2 | 59 | 29.5 | 38 | 0 |
| RAVENS | 7 | 146 | 20.9 | 38 | 0 |
| Opponents | 9 | 184 | 20.4 | 36 | 0 |

FIELD GOALS

| | 1-19 | 20-29 | 30-39 | 40-49 | 50+ |
|------------------|------------|------------|------------|------------|------------|
| Cundiff | 1/1 | 3/3 | 0/0 | 0/0 | 0/0 |
| RAVENS | 1/1 | 3/3 | 0/0 | 0/0 | 0/0 |
| OPPONENTS | 0/0 | 0/0 | 1/1 | 0/1 | 0/0 |

Cundiff: (19G,29G,29G)(24G)

OPPONENTS: (0)(43N,35G)

| | TD | TD% | INT | INT% | LG | SACK/LOST | RATING |
|------------------|----------|------------|----------|------------|-----------|-------------|-------------|
| Flacco | 3 | 4.7 | 1 | 1.6 | 28 | 9/51 | 90.0 |
| RAVENS | 3 | 4.7 | 1 | 1.6 | 28 | 9/51 | 90.0 |
| OPPONENTS | 2 | 4.0 | 3 | 6.0 | 58 | 9/51 | 61.8 |

DEFENSIVE

FROM PRESS BOX STATS

| PLAYER | TT | SOLO | AS | SACKS | YDS | | RET. | | FF | FR |
|-------------------|-----------|-----------|-----------|----------|-----------|----------|-----------|----------|----------|----------|
| | | | | | LOST | INT | YDS | PD | | |
| Landry, Dawan | 14 | 7 | 7 | 0.5 | 2 | 1 | 9 | 2 | 0 | 0 |
| Lewis, Ray | 13 | 9 | 4 | 1 | 10 | 0 | 0 | 0 | 1 | 0 |
| Suggs, Terrell | 10 | 9 | 1 | 5 | 25 | 0 | 0 | 0 | 1 | 0 |
| McClain, Jameel | 9 | 4 | 5 | 0 | 0 | 0 | 0 | 0 | 0 | 0 |
| Carr, Chris | 8 | 7 | 1 | 0 | 0 | 0 | 0 | 0 | 0 | 1 |
| Ellerbe, Dannell | 7 | 5 | 2 | 0 | 0 | 0 | 0 | 0 | 1 | 0 |
| Reed, Ed | 7 | 6 | 1 | 0 | 0 | 0 | 0 | 0 | 0 | 1 |
| Webb, Lardarius | 5 | 5 | 0 | 0 | 0 | 0 | 0 | 0 | 0 | 0 |
| Gregg, Kelly | 4 | 0 | 4 | 0 | 0 | 0 | 0 | 0 | 0 | 0 |
| Johnson, Jarret | 4 | 2 | 2 | 0 | 0 | 0 | 0 | 0 | 0 | 0 |
| Ngata, Haloti | 4 | 3 | 1 | 0.5 | 2 | 0 | 0 | 1 | 0 | 0 |
| Wilson, Josh | 4 | 4 | 0 | 0 | 0 | 1 | 0 | 3 | 0 | 0 |
| McKinney, Brandon | 3 | 2 | 1 | 0 | 0 | 0 | 0 | 1 | 0 | 1 |
| Cody, Terrence | 2 | 1 | 1 | 0 | 0 | 0 | 0 | 0 | 1 | 0 |
| Nakamura, Haruki | 2 | 2 | 0 | 1 | 3 | 1 | 3 | 1 | 0 | 0 |
| Redding, Cory | 2 | 0 | 2 | 0.5 | 4.5 | 0 | 0 | 0 | 0 | 1 |
| Kruger, Paul | 1 | 0 | 1 | 0.5 | 4.5 | 0 | 0 | 0 | 0 | 0 |
| Totals | 99 | 66 | 33 | 9 | 51 | 3 | 12 | 8 | 4 | 4 |

SPECIAL TEAMS

FROM PRESS BOX STATS

| PLAYER | TT | SOLO | AS | FF | FR | BK |
|-------------------|-----------|-----------|----------|----------|----------|----------|
| | | | | | | |
| Burgess, Prescott | 3 | 2 | 1 | 0 | 0 | 0 |
| Ellerbe, Dannell | 2 | 1 | 1 | 0 | 0 | 0 |
| Gooden, Tavares | 2 | 2 | 0 | 0 | 0 | 0 |
| McClain, Jameel | 2 | 2 | 0 | 0 | 0 | 0 |
| Parmele, Jalen | 2 | 1 | 1 | 0 | 0 | 0 |
| Cundiff, Billy | 1 | 1 | 0 | 0 | 0 | 0 |
| Dickson, Ed | 1 | 0 | 1 | 0 | 0 | 0 |
| Landry, Dawan | 1 | 1 | 0 | 0 | 0 | 0 |
| Nakamura, Haruki | 1 | 0 | 1 | 0 | 0 | 0 |
| Smith, Marcus | 1 | 0 | 1 | 0 | 0 | 0 |
| Totals | 20 | 11 | 9 | 0 | 0 | 0 |

2011 STATISTICS

DEFENSIVE STATISTICS

| PLAYER | TT | SOLO | AS | YDS | | INT | RET. | | PD | FF | FR |
|---------------------|------------|------------|------------|-----------|------------|-----------|------------|------------|-----------|-----------|----|
| | | | | SACKS | LOST | | YDS | TD | | | |
| Lewis, Ray | 95 | 72 | 23 | 2 | 16 | 1 | 4 | 7 | 2 | 0 | |
| McClain, Jameel | 81 | 47 | 34 | 1 | 4 | 1 | 8 | 5 | 0 | 2 | |
| Williams, Cary | 77 | 61 | 16 | 0 | 0 | 0 | 0 | 18 | 2 | 0 | |
| Pollard, Bernard | 75 | 55 | 20 | 2 | 14 | 1 | 0 | 13 | 3 | 1 | |
| Suggs, Terrell | 70 | 50 | 20 | 14 | 91 | 2 | 9 | 6 | 7 | 0 | |
| Webb, Lardarius | 68 | 55 | 13 | 1 | 5.5 | 5 | 81 | 20 | 1 | 0 | |
| Ngata, Haloti | 65 | 37 | 28 | 5 | 21 | 0 | 0 | 5 | 2 | 3 | |
| Johnson, Jarret | 56 | 40 | 16 | 2.5 | 20.5 | 0 | 0 | 3 | 1 | 1 | |
| Reed, Ed | 52 | 44 | 8 | 1 | 4 | 3 | 25 | 8 | 1 | 0 | |
| Redding, Cory | 43 | 29 | 14 | 4.5 | 25 | 0 | 0 | 2 | 0 | 1 | |
| Cody, Terrence | 34 | 21 | 13 | 0 | 0 | 0 | 0 | 1 | 0 | 0 | |
| Ayanbadejo, Brendon | 27 | 23 | 4 | 1.5 | 9 | 0 | 0 | 2 | 0 | 1 | |
| McPhee, Pernell | 23 | 16 | 7 | 6 | 31 | 0 | 0 | 2 | 1 | 1 | |
| Carr, Chris | 19 | 16 | 3 | 1 | 9 | 0 | 0 | 3 | 0 | 0 | |
| Jones, Arthur | 18 | 12 | 6 | 0 | 0 | 0 | 0 | 0 | 0 | 0 | |
| Smith, Jimmy | 18 | 18 | 0 | 0 | 0 | 2 | 48 | 8 | 0 | 0 | |
| Ellerbe, Dannell | 17 | 13 | 4 | 0 | 0 | 0 | 0 | 0 | 0 | 0 | |
| Zbikowski, Tom | 16 | 14 | 2 | 1 | 1 | 0 | 0 | 0 | 0 | 0 | |
| Kruger, Paul | 15 | 12 | 3 | 5.5 | 39 | 0 | 0 | 2 | 0 | 2 | |
| McKinney, Brandon | 14 | 8 | 6 | 0 | 0 | 0 | 0 | 0 | 1 | 0 | |
| McClellan, Albert | 7 | 5 | 2 | 0 | 0 | 0 | 0 | 0 | 0 | 0 | |
| Brown, Chykie | 3 | 3 | 0 | 0 | 0 | 0 | 0 | 1 | 0 | 0 | |
| Gorrer, Danny | 3 | 3 | 0 | 0 | 0 | 0 | 0 | 4 | 0 | 0 | |
| Nakamura, Haruki | 3 | 2 | 1 | 0 | 0 | 0 | 0 | 2 | 0 | 0 | |
| Foxworth, Domanique | 2 | 1 | 1 | 0 | 0 | 0 | 0 | 0 | 0 | 0 | |
| Burgess, Prescott | 1 | 0 | 1 | 0 | 0 | 0 | 0 | 0 | 0 | 0 | |
| Totals | 902 | 657 | 245 | 48 | 290 | 15 | 175 | 112 | 21 | 12 | |

SPECIAL TEAMS STATISTICS

| PLAYER | TT | SOLO | AS | FF | FR | BK |
|---------------------|-----------|-----------|----------|----------|----------|----------|
| McClellan, Albert | 12 | 10 | 2 | 0 | 0 | 0 |
| Ayanbadejo, Brendon | 9 | 9 | 0 | 0 | 1 | 0 |
| Nakamura, Haruki | 9 | 8 | 1 | 0 | 0 | 0 |
| Zbikowski, Tom | 7 | 7 | 0 | 0 | 0 | 0 |
| Reed, David | 4 | 3 | 1 | 0 | 0 | 0 |
| Williams, LaQuan | 4 | 3 | 1 | 0 | 0 | 0 |
| Wilson, Kris | 4 | 4 | 0 | 0 | 0 | 0 |
| Jones, Edgar | 3 | 3 | 0 | 0 | 0 | 0 |
| Burgess, Prescott | 2 | 2 | 0 | 0 | 0 | 0 |
| Cook, Emanuel | 2 | 2 | 0 | 0 | 0 | 0 |
| Gorrer, Danny | 2 | 2 | 0 | 0 | 0 | 0 |
| McClellan, Jameel | 2 | 2 | 0 | 0 | 0 | 0 |
| Pitta, Dennis | 2 | 1 | 1 | 0 | 0 | 0 |
| Smith, Jimmy | 2 | 2 | 0 | 0 | 0 | 0 |
| Williams, Chavis | 2 | 1 | 1 | 0 | 0 | 0 |
| Brown, Chykie | 1 | 1 | 0 | 0 | 0 | 0 |
| Ellerbe, Dannell | 1 | 1 | 0 | 0 | 0 | 0 |
| Jones, Arthur | 1 | 1 | 0 | 0 | 0 | 0 |
| Koch, Sam | 1 | 1 | 0 | 0 | 0 | 0 |
| McCann, Bryan | 1 | 0 | 1 | 0 | 0 | 0 |
| Totals | 71 | 63 | 8 | 0 | 1 | 0 |

Defensive and special teams statistics reflect press box stats.

USUAL STARTING LINEUPS

| OFFENSE | | | DEFENSE | | |
|---------|-----------------|---------|-----------------|--|--|
| WR 81 | Anquan Boldin | DT 92 | Haloti Ngata | | |
| LT 78 | Bryant McKinnie | NT 62 | Terrence Cody | | |
| LG 66 | Ben Grubbs | DE 93 | Cory Redding | | |
| C 77 | Matt Birk | SAM 95 | Jarret Johnson | | |
| RG 73 | Marshal Yanda | MIKE 52 | Ray Lewis | | |
| RT 74 | Michael Oher | WILL 53 | Jameel McClain | | |
| TE 84 | Ed Dickson | RUSH 55 | Terrell Suggs | | |
| WR 82 | Torrey Smith | LCB 21 | Lardarius Webb | | |
| QB 5 | Joe Flacco | RCB 29 | Cary Williams | | |
| RB 27 | Ray Rice | SS 31 | Bernard Pollard | | |
| FB 44 | Vonta Leach | FS 20 | Ed Reed | | |

RAVENS COACHES

John Harbaugh, Head Coach; **Jerry Rosburg**, Assistant Head Coach/Special Teams Coordinator; **Cam Cameron**, Offensive Coordinator; **Chuck Pagano**, Defensive Coordinator; **Roy Anderson**, Defensive Assistant/Secondary; **Teryl Austin**, Secondary; **Clarence Brooks**, Defensive Line; **Jason Brooks**, Offensive Quality Control; **Randy Brown**, Kicking Consultant; **John Dunn**, Assistant Strength and Conditioning; **Wade Harman**, Tight Ends; **Jim Hostler**, Wide Receivers; **Marwan Maalouf**, Assistant Special Teams; **Andy Moeller**, Offensive Line; **Ted Monachino**, Outside Linebackers; **Wilbert Montgomery**, Running Backs; **Dean Pees**, Linebackers; **Bob Rogucki**, Strength and Conditioning; **Craig Ver Steeg**, Offensive Assistant/Quarterbacks; **Todd Washington**, Assistant Offensive Line; **Matt Weiss**, Head Coach's Assistant

RAVENS HONOR ROLL

Def. Player of the Year (AP): OLB Terrell Suggs
Def. Player of the Year (PFW/PFWA): OLB Terrell Suggs
Def. Player of the Year (KC NFL 101): OLB Terrell Suggs

AP All-Pro: OLB Terrell Suggs (1st Team), DT Haloti Ngata (1st Team), S Ed Reed (2nd Team), RB Ray Rice (2nd Team)

Pro Bowl: G Ben Grubbs, FB Vonta Leach (starter), LB Ray Lewis (starter), DT Haloti Ngata (starter), S Ed Reed (starter), RB Ray Rice (starter), OLB Terrell Suggs (starter), G Marshal Yanda

Pro Football Weekly/PFWA's All-NFL Team:
 DT Haloti Ngata, OLB Terrell Suggs

AFC Players of the Week:
 OLB Terrell Suggs (Week 1) - Defense
 LB Ray Lewis (Week 3) - Defense
 OLB Jarret Johnson (Week 4) - Defense
 WR Torrey Smith (Week 11) - Offense
 OLB Terrell Suggs (Week 12) - Defense
 RB Ray Rice (Week 13) - Offense
 OLB Terrell Suggs (Week 14) - Defense
 RB Ray Rice (Week 17) - Offense

AFC Player of the Month:
 OLB Terrell Suggs (Defense, December/January)

Walter Payton NFL Man of the Year: C Matt Birk

Ed Block Courage Award: LS Morgan Cox

Ravens Roost Unsung Hero: G Marshal Yanda

Ravens Roost Extra Effort: WR Torrey Smith

RAVENS SEASON TRENDS

| | Reg. | Post. | | Reg. | Post. |
|-----------------------------|------|-------|---------------------------------------|------|-------|
| Record | 12-4 | 1-1 | When Scoring First | 10-0 | 0-0 |
| vs. AFC North | 6-0 | 0-0 | When Not Scoring First | 2-4 | 1-1 |
| vs. AFC | 9-3 | 1-1 | Positive or even Turnover Ratio | 9-0 | 1-1 |
| vs. NFC | 3-1 | 0-0 | Negative Turnover Ratio | 3-4 | 0-0 |
| Home | 8-0 | 1-0 | Winning Penalty Ratio | 6-1 | 1-0 |
| Away | 4-4 | 0-1 | Losing Penalty Ratio | 4-2 | 0-1 |
| On Grass | 2-3 | 0-0 | Overtime | 0-0 | 0-0 |
| Artificial Turf | 10-1 | 1-1 | With a 100-Yard Rusher | 6-0 | 0-0 |
| Outdoors | 11-4 | 1-1 | Without a 100-yard Rusher | 6-4 | 1-1 |
| Indoors | 1-0 | 0-0 | With a 100-Yard Receiver | 4-0 | 0-1 |
| Leading at Halftime | 11-0 | 1-0 | Without a 100-yard Receiver | 8-4 | 1-0 |
| Trailing at Halftime | 1-3 | 0-1 | With a 300-Yard Passer | 4-0 | 0-1 |
| Tied at Halftime | 0-1 | 0-0 | Without a 300-Yard Passer | 8-4 | 1-0 |
| Tied After 3 Quarters | 1-0 | 0-0 | When Allowing a 100-Yard Rusher | 1-2 | 1-0 |
| Leading After 3 Quarters | 10-0 | 1-1 | When Not Allowing a 100-Yard Rusher | 11-2 | 0-1 |
| Trailing After 3 Quarters | 1-4 | 0-0 | When Allowing a 100-Yard Receiver | 3-1 | 1-0 |
| Decided by 7 Points or less | 3-2 | 1-1 | When Not Allowing a 100-Yard Receiver | 9-3 | 0-1 |
| Decided by 3 Points or less | 2-0 | 0-1 | When Allowing a 300-Yard Passer | 2-1 | 0-0 |
| | | | When Not Allowing a 300-Yard Passer | 9-3 | 1-1 |

2011 POSTSEASON STATISTICS

RESULTS AND ATTENDANCE

WON 1, LOST 1

| | | | | |
|-------|---|-------|-----------------------------|--------|
| 01/15 | W | 20-13 | Houston (Div.) | 71,547 |
| 01/22 | L | 20-23 | at New England (AFC Champ.) | 68,756 |

TEAM STATISTICS

| | RAVENS | OPPONENT |
|--------------------------|----------------|---------------|
| TOTAL FIRST DOWNS | 30 | 41 |
| Rushing | 8 | 13 |
| Passing | 22 | 26 |
| Penalty | 0 | 2 |
| 3rd Down: Made/Att | 13/33 | 10/26 |
| 3rd Down Pct. | 39.4 | 38.5 |
| 4th Down: Made/Att | 0/2 | 1/2 |
| 4th Down Pct. | 0.0 | 50.0 |
| POSSESSION AVG. | 32:26 | 27:34 |
| TOTAL NET YARDS | 625 | 645 |
| Avg. Per Game | 312.5 | 322.5 |
| Total Plays | 133 | 131 |
| Avg. Per Play | 4.7 | 4.9 |
| NET YARDS RUSHING | 203 | 227 |
| Avg. Per Game | 101.5 | 113.5 |
| Total Rushes | 62 | 59 |
| NET YARDS PASSING | 422 | 418 |
| Avg. Per Game | 211.0 | 209.0 |
| Sacked/Yards Lost | 8/60 | 1/5 |
| Gross Yards | 482 | 423 |
| Att./Completions | 63/36 | 71/39 |
| Completion Pct. | 57.1 | 54.9 |
| Had Intercepted | 1 | 5 |
| PUNTS/AVERAGE | 13/47.6 | 7/42.4 |
| NET PUNTING AVG. | 43.7 | 39.0 |
| PENALTIES/YARDS | 6/33 | 4/25 |
| FUMBLES/BALL LOST | 4/0 | 5/2 |
| TOUCHDOWNS | 4 | 3 |
| Rushing | 0 | 3 |
| Passing | 4 | 0 |
| Returns | 0 | 0 |

SCORE BY PERIODS

| | 1 | 2 | 3 | 4 | OT | PTS |
|------------------|-----------|-----------|-----------|----------|----------|-----------|
| RAVENS | 17 | 10 | 10 | 3 | 0 | 40 |
| Opponents | 6 | 20 | 3 | 7 | 0 | 36 |

SCORING

| | TD | RU | PA | RT | K/PAT | FG | S | PTS |
|------------------|----------|----------|----------|----------|------------|------------|----------|-----------|
| Cundiff | 0 | 0 | 0 | 0 | 4/4 | 4/5 | 0 | 16 |
| Boldin | 1 | 0 | 1 | 0 | 0 | 0 | 0 | 6 |
| Pitta | 1 | 0 | 1 | 0 | 0 | 0 | 0 | 6 |
| T. Smith | 1 | 0 | 1 | 0 | 0 | 0 | 0 | 6 |
| Wilson | 1 | 0 | 1 | 0 | 0 | 0 | 0 | 6 |
| RAVENS | 4 | 0 | 4 | 0 | 4/4 | 4/5 | 0 | 40 |
| Opponents | 3 | 3 | 0 | 0 | 3/3 | 5/6 | 0 | 36 |

2-PT. CONVERSIONS: RAVENS 0-0, Opponents 0-0

SACKS: Kruger 1, RAVENS 1, Opponents 8

FUM/LOST: Boldin 1/0, Flacco 1/0, Rice 1/0, Webb 1/0

PASSING

| | ATT | COMP | YARDS | COMP% | YDS/ATT | TD | TD% | INT | INT% | LG | SACK/LOST | RATING |
|------------------|-----------|-----------|------------|-------------|-------------|----------|------------|----------|------------|-----------|-------------|-------------|
| Flacco | 63 | 36 | 482 | 57.1 | 7.65 | 4 | 6.3 | 1 | 1.6 | 42 | 8/60 | 96.1 |
| RAVENS | 63 | 36 | 482 | 57.1 | 7.65 | 4 | 6.3 | 1 | 1.6 | 42 | 8/60 | 96.1 |
| Opponents | 71 | 39 | 423 | 54.9 | 5.96 | 0 | 0.0 | 5 | 7.0 | 23 | 1/5 | 43.3 |

RUSHING

| | NO | YDS | AVG | LG | TD |
|------------------|-----------|------------|------------|-----------|----------|
| Rice | 42 | 127 | 3.0 | 12 | 0 |
| R. Williams | 12 | 49 | 4.1 | 9 | 0 |
| Flacco | 6 | 26 | 4.3 | 14 | 0 |
| Leach | 2 | -1 | 0.5 | 1 | 0 |
| RAVENS | 62 | 203 | 3.3 | 14 | 0 |
| Opponents | 59 | 227 | 3.8 | 28 | 3 |

RECEIVING

| | NO | YDS | AVG | LG | TD |
|------------------|-----------|------------|-------------|-----------|----------|
| Boldin | 10 | 174 | 17.4 | 37 | 1 |
| Pitta | 7 | 70 | 10.0 | 16 | 1 |
| Rice | 5 | 31 | 6.2 | 20 | 0 |
| T. Smith | 4 | 91 | 22.8 | 42 | 1 |
| Evans | 4 | 69 | 17.3 | 30 | 0 |
| Dickson | 3 | 37 | 12.3 | 16 | 0 |
| Leach | 2 | 9 | 4.5 | 6 | 0 |
| Wilson | 1 | 1 | 1.0 | 11 | 1 |
| RAVENS | 36 | 482 | 13.4 | 42 | 4 |
| Opponents | 39 | 423 | 10.8 | 23 | 0 |

INTERCEPTIONS

| | NO | YDS | AVG | LG | TD |
|------------------|----------|-----------|-------------|-----------|----------|
| Webb | 3 | 1 | 0.3 | 1 | 0 |
| J. Smith | 1 | 39 | 39.0 | 39 | 0 |
| E. Reed | 1 | 0 | 0.0 | 0 | 0 |
| RAVENS | 5 | 40 | 8.0 | 39 | 0 |
| Opponents | 1 | 19 | 19.0 | 19 | 0 |

PUNTING

| | NO | YDS | AVG | NET | TB | IN | LG | BLK |
|------------------|-----------|------------|-------------|-------------|----------|----------|-----------|----------|
| Koch | 13 | 619 | 47.6 | 43.7 | 2 | 2 | 64 | 0 |
| RAVENS | 13 | 619 | 47.6 | 43.7 | 2 | 2 | 64 | 0 |
| Opponents | 7 | 297 | 42.4 | 39.0 | 1 | 0 | 53 | 0 |

PUNT RETURNS

| | RET | FC | YDS | AVG | LG | TD |
|------------------|----------|----------|-----------|------------|-----------|----------|
| Webb | 1 | 4 | 4 | 4.0 | 4 | 0 |
| RAVENS | 1 | 4 | 4 | 4.0 | 4 | 0 |
| Opponents | 9 | 1 | 11 | 1.2 | 10 | 0 |

KICKOFF RETURNS

| | NO | YDS | AVG | LG | TD |
|------------------|----------|------------|-------------|-----------|----------|
| Webb | 1 | 25 | 25.0 | 25 | 0 |
| Zbikowski | 1 | 20 | 20.0 | 20 | 0 |
| RAVENS | 2 | 45 | 22.5 | 25 | 0 |
| Opponents | 7 | 234 | 33.4 | 60 | 0 |

FIELD GOALS

| | 1-19 | 20-29 | 30-39 | 40-49 | 50+ |
|------------------|------------|------------|------------|------------|------------|
| Cundiff | 0/0 | 1/1 | 1/2 | 2/2 | 0/0 |
| RAVENS | 0/0 | 1/1 | 1/2 | 2/2 | 0/0 |
| Opponents | 0/0 | 2/2 | 2/2 | 1/1 | 0/1 |

Cundiff: (48G,44G)(20G,39G,32N)

Opponents: (40G,33G,50N)(29G,35G,24G)

DEFENSIVE STATISTICS

| PLAYER | TT | SOLO | AS | YDS | | RET. | | PD | FF | FR |
|---------------------|------------|-----------|-----------|----------|----------|----------|-----------|-----------|----------|----------|
| | | | | SACKS | LOST | INT | YDS | | | |
| Lewis, Ray | 20 | 12 | 8 | 0 | 0 | 0 | 0 | 1 | 0 | 0 |
| Pollard, Bernard | 17 | 10 | 7 | 0 | 0 | 0 | 0 | 1 | 0 | 0 |
| Suggs, Terrell | 11 | 7 | 4 | 0 | 0 | 0 | 0 | 1 | 0 | 0 |
| Reed, Ed | 10 | 9 | 1 | 0 | 0 | 1 | 0 | 6 | 0 | 0 |
| Webb, Lardarius | 10 | 8 | 2 | 0 | 0 | 3 | 1 | 5 | 0 | 0 |
| Williams, Cary | 10 | 5 | 5 | 0 | 0 | 0 | 0 | 0 | 0 | 0 |
| Cody, Terrence | 8 | 3 | 5 | 0 | 0 | 0 | 0 | 0 | 0 | 0 |
| Ellerbe, Dannell | 6 | 3 | 3 | 0 | 0 | 0 | 0 | 0 | 0 | 0 |
| Johnson, Jarret | 6 | 3 | 3 | 0 | 0 | 0 | 0 | 0 | 0 | 0 |
| Ngata, Haloti | 6 | 2 | 4 | 0 | 0 | 0 | 0 | 1 | 1 | 0 |
| Redding, Cory | 5 | 3 | 2 | 0 | 0 | 0 | 0 | 1 | 0 | 0 |
| Kruger, Paul | 3 | 2 | 1 | 1 | 5 | 0 | 0 | 0 | 0 | 0 |
| McClain, Jameel | 3 | 2 | 1 | 0 | 0 | 0 | 0 | 0 | 0 | 0 |
| McKinney, Brandon | 3 | 1 | 2 | 0 | 0 | 0 | 0 | 0 | 0 | 0 |
| Smith, Jimmy | 3 | 1 | 2 | 0 | 0 | 1 | 39 | 1 | 0 | 0 |
| Ayanbadejo, Brendon | 2 | 0 | 2 | 0 | 0 | 0 | 0 | 0 | 0 | 0 |
| Nakamura, Haruki | 1 | 0 | 1 | 0 | 0 | 0 | 0 | 0 | 0 | 0 |
| Jones, Art | 1 | 0 | 1 | 0 | 0 | 0 | 0 | 0 | 0 | 0 |
| McPhee, Pernell | 0 | 0 | 0 | 0 | 0 | 0 | 0 | 1 | 0 | 0 |
| Totals | 125 | 71 | 54 | 1 | 5 | 5 | 40 | 18 | 1 | 0 |

SPECIAL TEAMS STATISTICS

| PLAYER | TT | SOLO | AS | FF | FR | BK |
|---------------------|-----------|-----------|----------|----------|----------|----------|
| Nakamura, Haruki | 4 | 2 | 2 | 0 | 0 | 0 |
| Cook, Emanuel | 2 | 2 | 0 | 0 | 1 | 0 |
| Jones, Edgar | 2 | 2 | 0 | 0 | 0 | 0 |
| McClellan, Albert | 2 | 2 | 0 | 0 | 1 | 0 |
| Zbikowski, Tom | 2 | 1 | 1 | 0 | 0 | 0 |
| Ayanbadejo, Brendon | 1 | 1 | 0 | 0 | 0 | 0 |
| Gorrer, Danny | 1 | 1 | 0 | 0 | 0 | 0 |
| McClain, Jameel | 1 | 0 | 1 | 0 | 0 | 0 |
| Williams, Cary | 1 | 1 | 0 | 1 | 0 | 0 |
| Williams, LaQuan | 1 | 1 | 0 | 1 | 0 | 0 |
| Smith, Jimmy | 0 | 0 | 0 | 0 | 1 | 0 |
| Totals | 17 | 13 | 4 | 2 | 3 | 0 |

Defensive and special teams statistics reflect press box stats.

2012 STATISTICS

RESULTS AND ATTENDANCE

WON 10, LOST 6 (AFC NORTH CHAMPIONS)

SUPER BOWL XLVII CHAMPIONS

| Date | Result | Score | Opponent | Attendance |
|-------|--------|----------|-----------------|------------|
| 09/10 | W | 44-13 | Cincinnati | 71,064 |
| 09/16 | L | 23-24 | at Philadelphia | 69,144 |
| 09/23 | W | 31-30 | New England | 71,269 |
| 09/27 | W | 23-16 | Cleveland | 70,944 |
| 10/07 | W | 9-6 | at Kansas City | 68,803 |
| 10/14 | W | 31-29 | Dallas | 71,384 |
| 10/21 | L | 13-43 | at Houston | 71,708 |
| 11/04 | W | 25-15 | at Cleveland | 65,449 |
| 11/11 | W | 55-20 | Oakland | 71,339 |
| 11/18 | W | 13-10 | at Pittsburgh | 63,446 |
| 11/25 | W | 16-13 OT | at San Diego | 57,882 |
| 12/02 | L | 20-23 | Pittsburgh | 71,442 |
| 12/09 | L | 28-31 OT | at Washington | 81,178 |
| 12/16 | L | 17-34 | Denver | 71,317 |
| 12/23 | W | 33-14 | New York Giants | 71,470 |
| 12/30 | L | 17-23 | at Cincinnati | 61,565 |

TEAM STATISTICS

TOTAL FIRST DOWNS

| Category | RAVENS | OPPONENT |
|--------------------|--------|----------|
| Rushing | 98 | 105 |
| Passing | 182 | 187 |
| Penalty | 34 | 34 |
| 3rd Down: Made/Att | 80/217 | 83/232 |
| 3rd Down Pct. | 36.9 | 35.8 |
| 4th Down: Made/Att | 6/14 | 6/12 |
| 4th Down Pct. | 42.9 | 50.0 |

POSSESSION AVG.

| | | |
|--------|-------|-------|
| RAVENS | 28:09 | 31:51 |
|--------|-------|-------|

TOTAL NET YARDS

| | | |
|--------|------|------|
| RAVENS | 5640 | 5615 |
|--------|------|------|

| | | |
|---------------|-------|-------|
| Avg. Per Game | 352.5 | 350.9 |
|---------------|-------|-------|

| | | |
|-------------|------|------|
| Total Plays | 1042 | 1086 |
|-------------|------|------|

| | | |
|---------------|-----|-----|
| Avg. Per Play | 5.4 | 5.2 |
|---------------|-----|-----|

NET YARDS RUSHING

| | | |
|--------|------|------|
| RAVENS | 1901 | 1965 |
|--------|------|------|

| | | |
|---------------|-------|-------|
| Avg. Per Game | 118.8 | 122.8 |
|---------------|-------|-------|

| | | |
|--------------|-----|-----|
| Total Rushes | 444 | 492 |
|--------------|-----|-----|

NET YARDS PASSING

| | | |
|--------|------|------|
| RAVENS | 3739 | 3650 |
|--------|------|------|

| | | |
|---------------|-------|-------|
| Avg. Per Game | 233.7 | 228.1 |
|---------------|-------|-------|

| | | |
|-------------------|--------|--------|
| Sacked/Yards Lost | 38/257 | 37/250 |
|-------------------|--------|--------|

| | | |
|-------------|------|------|
| Gross Yards | 3996 | 3900 |
|-------------|------|------|

| | | |
|------------------|---------|---------|
| Att./Completions | 560/334 | 557/335 |
|------------------|---------|---------|

| | | |
|-----------------|------|------|
| Completion Pct. | 59.6 | 60.1 |
|-----------------|------|------|

| | | |
|-----------------|----|----|
| Had Intercepted | 11 | 13 |
|-----------------|----|----|

PUNTS/AVERAGE

| | | |
|--------|---------|---------|
| RAVENS | 83/47.1 | 89/46.2 |
|--------|---------|---------|

NET PUNTING AVG.

| | | |
|--------|---------|---------|
| RAVENS | 83/40.8 | 89/41.2 |
|--------|---------|---------|

PENALTIES/YARDS

| | | |
|--------|----------|---------|
| RAVENS | 121/1127 | 107/929 |
|--------|----------|---------|

FUMBLES/BALL LOST

| | | |
|--------|------|-------|
| RAVENS | 14/5 | 23/12 |
|--------|------|-------|

TOUCHDOWNS

| | | |
|--------|----|----|
| RAVENS | 44 | 33 |
|--------|----|----|

| | | |
|---------|----|----|
| Rushing | 17 | 15 |
|---------|----|----|

| | | |
|---------|----|----|
| Passing | 22 | 15 |
|---------|----|----|

| | | |
|---------|---|---|
| Returns | 5 | 3 |
|---------|---|---|

SCORE BY PERIODS

| Period | 1 | 2 | 3 | 4 | OT | PTS |
|-----------|----|-----|----|-----|----|-----|
| RAVENS | 88 | 108 | 98 | 101 | 3 | 398 |
| Opponents | 70 | 103 | 86 | 82 | 3 | 344 |

SCORING

| Player | TD | RU | PA | RT | K/PAT | FG | S | PTS |
|-------------|----|----|----|----|-------|-------|---|-----|
| Tucker | 0 | 0 | 0 | 0 | 42/42 | 30/33 | 0 | 132 |
| Rice | 10 | 9 | 1 | 0 | | | 0 | 60 |
| T. Smith | 8 | 0 | 8 | 0 | | | 0 | 48 |
| Pitta | 7 | 0 | 7 | 0 | | | 0 | 42 |
| Boldin | 4 | 0 | 4 | 0 | | | 0 | 26 |
| J. Jones | 4 | 0 | 1 | 3 | | | 0 | 24 |
| Flacco | 3 | 3 | 0 | 0 | | | 0 | 18 |
| Allen | 1 | 1 | 0 | 0 | | | 0 | 6 |
| Doss | 1 | 0 | 1 | 0 | | | 0 | 6 |
| Koch | 1 | 1 | 0 | 0 | | | 0 | 6 |
| Leach | 1 | 1 | 0 | 0 | | | 0 | 6 |
| Pierce | 1 | 1 | 0 | 0 | | | 0 | 6 |
| E. Reed | 1 | 0 | 0 | 1 | | | 0 | 6 |
| Taylor | 1 | 1 | 0 | 0 | | | 0 | 6 |
| C. Williams | 1 | 0 | 0 | 1 | | | 0 | 6 |
| RAVENS | 44 | 17 | 22 | 5 | 42/42 | 30/33 | 0 | 398 |
| Opponents | 33 | 15 | 15 | 3 | 31/31 | 37/39 | 1 | 344 |

2-PT. CONVERSIONS:

Boldin, RAVENS 1-2, Opponents 1-2

SACKS:

Kruger 9, Ngata 5, Ellerbe 4.5, A. Jones 4.5, Pollard 2, Suggs 2, McPhee 1.5, Upshaw 1.5, Ayanbadejo 1, O. Brown 1, Ihedigbo 1, Kemoeatu 1, Lewis 1, McClellan 1, C. Williams 1, RAVENS 37, Opponents 38

FUM/LOST:

Flacco 9/4, J. Jones 2/0, Gradkowski 1/0, Rice 1/0, D. Thompson 1/1

PASSING

| Player | ATT | COMP | YARDS | COMP% | YDS/ATT |
|-----------|-----|------|-------|-------|---------|
| Flacco | 531 | 317 | 3817 | 59.7% | 7.19 |
| Taylor | 29 | 17 | 179 | 58.6% | 6.17 |
| RAVENS | 560 | 334 | 3996 | 59.6% | 7.14 |
| Opponents | 557 | 335 | 3900 | 60.1% | 7.00 |

| Player | TD | TD% | INT | INT% | LG |
|-----------|----|------|-----|------|-----|
| Flacco | 22 | 4.1% | 10 | 1.9% | 61t |
| Taylor | 0 | 0.0% | 1 | 3.4% | 25 |
| RAVENS | 22 | 3.9% | 11 | 2.0% | 61t |
| Opponents | 15 | 2.7% | 13 | 2.3% | 59 |

| Player | SACK/LOST | RATING |
|-----------|-----------|--------|
| Flacco | 35/227 | 87.7 |
| Taylor | 3/30 | 62.3 |
| RAVENS | 38/257 | 86.4 |
| Opponents | 37/250 | 80.6 |

RUSHING

| Player | NO | YDS | AVG | LG | TD |
|-----------|-----|------|-----|-----|----|
| Rice | 257 | 1143 | 4.4 | 46 | 9 |
| Pierce | 108 | 532 | 4.9 | 78 | 1 |
| Taylor | 14 | 73 | 5.2 | 28 | 1 |
| Allen | 16 | 61 | 3.8 | 20 | 1 |
| Leach | 9 | 32 | 3.6 | 6 | 1 |
| Flacco | 32 | 22 | 0.7 | 16 | 3 |
| Koch | 2 | 17 | 8.5 | 10 | 1 |
| T. Smith | 3 | 9 | 3.0 | 13 | 0 |
| J. Jones | 1 | 6 | 6.0 | 6 | 0 |
| Boldin | 1 | 3 | 3.0 | 3 | 0 |
| Considine | 1 | 3 | 3.0 | 3 | 0 |
| RAVENS | 444 | 1901 | 4.3 | 78 | 17 |
| Opponents | 492 | 1965 | 4.0 | 31t | 15 |

| Player | NO | YDS | AVG | LG | TD |
|-------------|-----|------|------|-----|----|
| Boldin | 65 | 921 | 14.2 | 43 | 4 |
| Pitta | 61 | 669 | 11.0 | 61t | 7 |
| Rice | 61 | 478 | 7.8 | 43 | 1 |
| T. Smith | 49 | 855 | 17.4 | 54 | 8 |
| J. Jones | 30 | 406 | 13.5 | 47 | 1 |
| Dickson | 21 | 225 | 10.7 | 40 | 0 |
| Leach | 21 | 143 | 6.8 | 18 | 0 |
| Doss | 7 | 123 | 17.6 | 39 | 1 |
| Pierce | 7 | 47 | 6.7 | 11 | 0 |
| D. Reed | 5 | 66 | 13.2 | 23 | 0 |
| D. Thompson | 5 | 51 | 10.2 | 25 | 0 |
| Allen | 2 | 12 | 6.0 | 7 | 0 |
| RAVENS | 334 | 3996 | 12.0 | 61t | 22 |
| Opponents | 335 | 3900 | 11.6 | 59 | 15 |

RECEIVING

| Player | NO | YDS | AVG | LG | TD |
|-------------|-----|------|------|-----|----|
| Boldin | 65 | 921 | 14.2 | 43 | 4 |
| Pitta | 61 | 669 | 11.0 | 61t | 7 |
| Rice | 61 | 478 | 7.8 | 43 | 1 |
| T. Smith | 49 | 855 | 17.4 | 54 | 8 |
| J. Jones | 30 | 406 | 13.5 | 47 | 1 |
| Dickson | 21 | 225 | 10.7 | 40 | 0 |
| Leach | 21 | 143 | 6.8 | 18 | 0 |
| Doss | 7 | 123 | 17.6 | 39 | 1 |
| Pierce | 7 | 47 | 6.7 | 11 | 0 |
| D. Reed | 5 | 66 | 13.2 | 23 | 0 |
| D. Thompson | 5 | 51 | 10.2 | 25 | 0 |
| Allen | 2 | 12 | 6.0 | 7 | 0 |
| RAVENS | 334 | 3996 | 12.0 | 61t | 22 |
| Opponents | 335 | 3900 | 11.6 | 59 | 15 |

INTERCEPTIONS

| Player | NO | YDS | AVG | LG | TD |
|-------------|----|-----|------|-----|----|
| C. Williams | 4 | 90 | 22.5 | 63t | 1 |
| E. Reed | 4 | 78 | 19.5 | 34t | 1 |
| Graham | 2 | 20 | 10.0 | 20 | 0 |
| Webb | 1 | 8 | 8.0 | 8 | 0 |
| Kruger | 1 | 0 | 0.0 | 0 | 0 |
| Pollard | 1 | 0 | 0.0 | 0 | 0 |
| RAVENS | 13 | 196 | 15.1 | 63t | 2 |
| Opponents | 11 | 231 | 21.0 | 98t | 3 |

PUNTING

| Player | NO | YDS | AVG | NET | TB | IN | LG | BLK |
|-----------|----|------|------|------|----|----|----|-----|
| Koch | 83 | 3911 | 47.1 | 40.8 | 7 | 28 | 60 | 0 |
| RAVENS | 83 | 3911 | 47.1 | 40.8 | 7 | 28 | 60 | 0 |
| Opponents | 89 | 4113 | 46.2 | 41.2 | 2 | 32 | 63 | 0 |

PUNT RETURNS

| Player | RET | FC | YDS | AVG | LG | TD |
|-----------|-----|----|-----|------|-----|----|
| J. Jones | 37 | 16 | 341 | 9.2 | 63t | 1 |
| Doss | 4 | 4 | 53 | 13.3 | 40 | 0 |
| E. Reed | 1 | 1 | 1 | 1.0 | 1 | 0 |
| Webb | 1 | 5 | 9 | 9.0 | 9 | 0 |
| RAVENS | 43 | 26 | 404 | 9.4 | 63t | 1 |
| Opponents | 49 | 13 | 383 | 7.8 | 64 | 0 |

KICKOFF RETURNS

| Player | NO | YDS | AVG | LG | TD |
|-------------|----|------|------|------|----|
| J. Jones | 38 | 1167 | 30.7 | 108t | 2 |
| D. Thompson | 15 | 389 | 25.9 | 49 | 0 |
| Allen | 3 | 56 | 18.7 | 20 | 0 |
| Gradkowski | 1 | 12 | 12.0 | 12 | 0 |
| Graham | 1 | 7 | 7.0 | 7 | 0 |
| Pitta | 1 | 0 | 0.0 | 0 | 0 |
| L. Williams | 1 | 5 | 5.0 | 5 | 0 |
| RAVENS | 60 | 1636 | 27.3 | 108t | 2 |
| Opponents | 37 | 859 | 23.2 | 42 | 0 |

FIELD GOALS

| Player | 1-19 | 20-29 | 30-39 | 40-49 | 50+ |
|-----------|------|-------|-------|-------|-----|
| Tucker | 0/0 | 8/8 | 8/8 | 10/13 | 4/4 |
| RAVENS | 0/0 | 8/8 | 8/8 | 10/13 | 4/4 |
| Opponents | 1/1 | 7/7 | 14/14 | 12/13 | 3/4 |

TUCKER:

(46G, 40G, 39G)(56G, 51G, 48G)(27G)(45G, 47N)(28G, 26G, 39G)(38G)

(51G, 54G)(43G)(48G, 34G)(26G, 41N, 39G)(43G, 38G, 38G)(45G, 23G)(45G)

(23G, 21G, 30G, 29G)(45N, 49G)

OPPONENTS:

(34G, 19G)(23G)(37G, 49G, 20G)(51G, 50G, 52G)(30G, 31G)

(42G, 43G, 34G, 51N)(33G, 29G)(32G, 28G, 29G, 33G, 41G)(32G, 47G)(22G)

(47G, 30G)(46G, 41G, 42G)(48G, 49G, 34G)(27G, 36G, 45N)(47G, 32G, 38G)

2012 STATISTICS

DEFENSIVE STATISTICS

| PLAYER | TT | SOLO | AS | YDS | | INT | RET. | | PD | FF | FR |
|---------------------|-------------|------------|------------|-----------|------------|-----------|------------|-----------|----------|-----------|----|
| | | | | SACKS | LOST | | YDS | TD | | | |
| Pollard, Bernard | 98 | 71 | 27 | 2 | 14 | 1 | 0 | 6 | 0 | 0 | |
| Ellerbe, Dannell | 89 | 66 | 23 | 4.5 | 29.5 | 0 | 0 | 2 | 0 | 0 | |
| McClain, Jameel | 79 | 57 | 22 | 0 | 0 | 0 | 0 | 3 | 0 | 0 | |
| Williams, Cary | 75 | 67 | 8 | 1 | 9 | 4 | 90 | 17 | 0 | 0 | |
| Reed, Ed | 58 | 49 | 9 | 0 | 0 | 4 | 78 | 15 | 0 | 3 | |
| Lewis, Ray | 57 | 44 | 13 | 1 | 0 | 0 | 0 | 1 | 1 | 1 | |
| Upshaw, Courtney | 55 | 34 | 21 | 1.5 | 10 | 0 | 0 | 2 | 0 | 2 | |
| Graham, Corey | 54 | 36 | 18 | 0 | 0 | 2 | 20 | 8 | 0 | 0 | |
| Ngata, Haloti | 51 | 33 | 18 | 5 | 50 | 0 | 0 | 1 | 0 | 0 | |
| Jones, Arthur | 47 | 27 | 20 | 4.5 | 29.5 | 0 | 0 | 0 | 1 | 0 | |
| Kruger, Paul | 42 | 30 | 12 | 9 | 46 | 1 | 0 | 6 | 1 | 1 | |
| McClellan, Albert | 42 | 29 | 13 | 1 | 11 | 0 | 0 | 2 | 0 | 2 | |
| Bynes, Josh | 31 | 18 | 13 | 0 | 0 | 0 | 0 | 2 | 0 | 0 | |
| Smith, Jimmy | 31 | 27 | 4 | 0 | 0 | 0 | 0 | 3 | 0 | 0 | |
| Ayanbadejo, Brendon | 30 | 16 | 14 | 1 | 7 | 0 | 0 | 1 | 0 | 0 | |
| Kemoeatu, Ma'ake | 29 | 15 | 14 | 1 | 1 | 0 | 0 | 2 | 1 | 0 | |
| Cody, Terrence | 25 | 12 | 13 | 0 | 0 | 0 | 0 | 1 | 0 | 0 | |
| Webb, Lardarius | 25 | 24 | 1 | 0 | 0 | 1 | 8 | 6 | 1 | 1 | |
| Suggs, Terrell | 22 | 17 | 5 | 2 | 15 | 0 | 0 | 4 | 0 | 0 | |
| McPhee, Pernell | 21 | 18 | 3 | 1.5 | 12 | 0 | 0 | 0 | 0 | 0 | |
| Ihedigbo, James | 19 | 12 | 7 | 1 | 7 | 0 | 0 | 1 | 0 | 0 | |
| Brown, Chykie | 14 | 12 | 2 | 0 | 0 | 0 | 0 | 6 | 0 | 0 | |
| Tyson, DeAngelo | 11 | 3 | 8 | 0 | 0 | 0 | 0 | 2 | 0 | 0 | |
| Johnson, Chris | 7 | 7 | 0 | 0 | 0 | 0 | 0 | 0 | 1 | 0 | |
| Brown, Omar | 3 | 2 | 1 | 1 | 9 | 0 | 0 | 0 | 0 | 0 | |
| Hall, Bryan | 3 | 1 | 2 | 0 | 0 | 0 | 0 | 0 | 0 | 0 | |
| Considine, Sean | 2 | 1 | 1 | 0 | 0 | 0 | 0 | 0 | 0 | 0 | |
| Kindle, Sergio | 1 | 1 | 0 | 0 | 0 | 0 | 0 | 0 | 0 | 0 | |
| Totals | 1021 | 729 | 292 | 37 | 250 | 13 | 196 | 91 | 6 | 10 | |

SPECIAL TEAMS STATISTICS

| PLAYER | TT | SOLO | AS | FF | FR | BK |
|---------------------|-----------|-----------|-----------|----------|----------|----------|
| Ayanbadejo, Brendon | 14 | 12 | 2 | 0 | 1 | 0 |
| Allen, Anthony | 12 | 11 | 1 | 0 | 0 | 0 |
| Brown, Chykie | 11 | 9 | 2 | 0 | 0 | 0 |
| Considine, Sean | 7 | 6 | 1 | 0 | 0 | 0 |
| McClellan, Albert | 7 | 7 | 0 | 1 | 0 | 0 |
| Graham, Corey | 6 | 6 | 0 | 0 | 0 | 0 |
| Ihedigbo, James | 6 | 6 | 0 | 0 | 0 | 0 |
| Upshaw, Courtney | 5 | 4 | 1 | 1 | 0 | 0 |
| Williams, LaQuan | 5 | 4 | 1 | 0 | 0 | 0 |
| Reed, David | 4 | 3 | 1 | 0 | 0 | 0 |
| Bynes, Josh | 3 | 1 | 2 | 0 | 0 | 0 |
| Ellerbe, Dannell | 3 | 3 | 0 | 1 | 0 | 0 |
| Koch, Sam | 3 | 2 | 1 | 0 | 0 | 0 |
| Smith, Jimmy | 3 | 3 | 0 | 0 | 0 | 0 |
| Cox, Morgan | 2 | 1 | 1 | 0 | 0 | 0 |
| Dickson, Ed | 1 | 1 | 0 | 0 | 0 | 0 |
| Hamilton, Adrian | 1 | 1 | 0 | 0 | 0 | 0 |
| Jackson, Asa | 1 | 1 | 0 | 0 | 0 | 0 |
| Levine, Anthony | 1 | 1 | 0 | 0 | 0 | 0 |
| Tucker, Justin | 1 | 1 | 0 | 0 | 0 | 0 |
| Brown, Omar | 0 | 0 | 0 | 0 | 1 | 0 |
| McClain, Jameel | 0 | 0 | 0 | 0 | 1 | 0 |
| Totals | 96 | 83 | 13 | 3 | 3 | 0 |

Defensive and special teams statistics reflect press box stats.

RAVENS COACHES

John Harbaugh, Head Coach; **Jerry Rosburg**, Assistant Head Coach/Special Teams Coordinator; **Jim Caldwell**, Offensive Coordinator; **Dean Pees**, Defensive Coordinator; **Teryl Austin**, Secondary; **Juney Barnett**, Assistant Strength and Conditioning; **Clarence Brooks**, Defensive Line; **Jason Brooks**, Offensive Quality Control; **Randy Brown**, Kicking Consultant; **Juan Castillo**, Special Consultant; **Wade Harman**, Tight Ends; **Chris Hewitt**, Assistant Special Teams; **Jim Hostler**, Wide Receivers; **Don Martindale**, Inside Linebackers; **Andy Moeller**, Offensive Line; **Ted Monachino**, Linebackers; **Wilbert Montgomery**, Running Backs; **Bob Rogucki**, Strength and Conditioning; **Craig Ver Steeg**, Senior Offensive Assistant; **Todd Washington**, Assistant Offensive Line; **Matt Weiss**, Defensive Quality Control

RAVENS HONOR ROLL

AP All-Pro: WR/RS Jacoby Jones (1st Team), FB Vonta Leach (1st Team), DT Haloti Ngata (2nd Team), G Marshal Yanda (2nd Team)

Pro Bowl: WR/RS Jacoby Jones (starter), FB Vonta Leach (starter), DT Haloti Ngata, S Ed Reed (starter), RB Ray Rice, G Marshal Yanda (starter)

Super Bowl XLVII MVP: QB Joe Flacco

Pro Football Weekly/PFWA's All-NFL Team: WR/RS Jacoby Jones, G Marshal Yanda

AFC Players of the Week:

QB Joe Flacco (Week 1) - Offense
WR/RS Jacoby Jones (Week 6) - Special Teams
RB Ray Rice (Week 16) - Offense

AFC Player of the Month:

WR/RS Jacoby Jones (Special Teams, November)

NFL Play of the Year:

RB Ray Rice's 4th-and-29 conversion at SD

USA Today All-Joe Team:

QB Joe Flacco, S Bernard Pollard, K Justin Tucker

Ed Block Courage Award: OLB Terrell Suggs

Ravens Roost Unsung Hero: K Justin Tucker

Ravens Roost Extra Effort: CB Corey Graham

USUAL STARTING LINEUPS

| WR | LT | LG | C | RG | RT | TE | WR | QB | RB | FB |
|---------------------------|----------|-------------|--------------|---------------|------------|------------|-------------|-----------|------------|----------|
| Offense: A. Boldin | M. Oher | J. Reid | M. Birk | M. Yanda | K. Osemele | E. Dickson | T. Smith | J. Flacco | R. Rice | V. Leach |
| DT | DE | NT | SAM | MIKE | WILL | RUSH | RCB | LCB | SS | FS |
| Defense: H. Ngata | A. Jones | M. Kemoeatu | A. McClellan | Lewis/McClain | D. Ellerbe | T. Suggs | C. Williams | C. Graham | B. Pollard | E. Reed |

RAVENS SEASON TRENDS

| | Reg. | Post. | | Reg. | Post. |
|-----------------------------|------|-------|---------------------------------------|------|-------|
| Record | 10-6 | 4-0 | When Scoring First | 7-2 | 2-0 |
| vs. AFC North | 4-2 | 0-0 | When Not Scoring First | 3-4 | 2-0 |
| vs. AFC | 8-4 | 3-0 | Positive or even Turnover Ratio | 9-2 | 4-0 |
| vs. NFC | 2-2 | 1-0 | Negative Turnover Ratio | 1-4 | 0-0 |
| Home | 6-2 | 1-0 | Winning Penalty Ratio | 4-2 | 2-0 |
| Away | 4-4 | 2-0 | Losing Penalty Ratio | 6-2 | 2-0 |
| On Grass | 4-3 | 1-0 | Overtime | 1-1 | 1-0 |
| Artificial Turf | 6-3 | 3-0 | With a 100-Yard Rusher | 3-1 | 2-0 |
| Outdoors | 10-5 | 3-0 | Without a 100-yard Rusher | 7-5 | 2-0 |
| Indoors | 0-1 | 1-0 | With a 100-Yard Receiver | 3-1 | 2-0 |
| Leading at Halftime | 7-3 | 2-0 | Without a 100-yard Receiver | 7-5 | 2-0 |
| Tied at Halftime | 1-1 | 1-0 | With a 300-Yard Passer | 5-0 | 1-0 |
| Trailing at Halftime | 2-2 | 1-0 | Without a 300-Yard Passer | 5-6 | 3-0 |
| Leading After 3 Quarters | 8-2 | 3-0 | When Allowing a 100-Yard Rusher | 2-2 | 1-0 |
| Tied After 3 Quarters | 0-1 | 1-0 | When Not Allowing a 100-Yard Rusher | 8-4 | 3-0 |
| Trailing After 3 Quarters | 2-3 | 0-0 | When Allowing a 100-Yard Receiver | 1-2 | 2-0 |
| Decided by 7 Points or less | 6-4 | 2-0 | When Not Allowing a 100-Yard Receiver | 9-4 | 2-0 |
| Decided by 3 Points or less | 5-3 | 2-0 | When Allowing a 300-Yard Passer | 3-1 | 2-0 |
| | | | When Not Allowing a 300-Yard Passer | 7-5 | 2-0 |

2012 POSTSEASON STATISTICS

RESULTS AND ATTENDANCE

WON 4, LOST 0 (SUPER BOWL XLVII CHAMPIONS)

| | | | | |
|-------|---|-----------|-------------------|--------|
| 01/06 | W | 24-9 | Indianapolis | 71,379 |
| 01/12 | W | 38-35 2OT | at Denver | 76,732 |
| 01/20 | W | 28-13 | at New England | 68,756 |
| 02/03 | W | 34-31 | vs. San Francisco | 71,024 |

TEAM STATISTICS

TOTAL FIRST DOWNS

| | RAVENS | OPPONENT |
|--------------------|--------|----------|
| Rushing | 25 | 30 |
| Passing | 53 | 63 |
| Penalty | 7 | 13 |
| 3rd Down: Made/Att | 25/55 | 25/60 |
| 3rd Down Pct. | 45.5 | 41.7 |
| 4th Down: Made/Att | 0/3 | 2/6 |
| 4th Down Pct. | 0.0 | 33.3 |

POSSESSION AVG.

| | | |
|--------|-------|-------|
| RAVENS | 28:39 | 31:21 |
|--------|-------|-------|

TOTAL NET YARDS

| | | |
|--------|------|------|
| RAVENS | 1641 | 1713 |
|--------|------|------|

NET YARDS RUSHING

| | | |
|--------|-----|-----|
| RAVENS | 539 | 567 |
|--------|-----|-----|

NET YARDS PASSING

| | | |
|--------|------|------|
| RAVENS | 1102 | 1146 |
|--------|------|------|

PUNTS/AVERAGE

| | | |
|--------|---------|---------|
| RAVENS | 22/46.0 | 17/45.6 |
|--------|---------|---------|

NET PUNTING AVG.

| | | |
|--------|---------|---------|
| RAVENS | 22/34.3 | 17/37.5 |
|--------|---------|---------|

PENALTIES/YARDS

| | | |
|--------|--------|--------|
| RAVENS | 24/206 | 24/197 |
|--------|--------|--------|

FUMBLES/BALL LOST

| | | |
|--------|-----|-----|
| RAVENS | 6/4 | 5/4 |
|--------|-----|-----|

TOUCHDOWNS

| | | |
|--------|----|---|
| RAVENS | 16 | 9 |
|--------|----|---|

SCORE BY PERIODS

| | 1 | 2 | 3 | 4 | OT | 2OT | PTS |
|-----------|----|----|----|----|----|-----|-----|
| RAVENS | 21 | 38 | 28 | 34 | 0 | 3 | 124 |
| Opponents | 20 | 26 | 27 | 15 | 0 | 0 | 88 |

SCORING

| | TD | RU | PA | RT | K/PAT | FG | S | PTS |
|-----------|----|----|----|----|-------|------|---|-----|
| Tucker | 0 | 0 | 0 | 0 | 16/16 | 4/4 | 0 | 28 |
| Boldin | 4 | 0 | 4 | 0 | 0 | 0 | 0 | 24 |
| J. Jones | 3 | 0 | 2 | 1 | 0 | 0 | 0 | 18 |
| Pitta | 3 | 0 | 3 | 0 | 0 | 0 | 0 | 18 |
| Rice | 2 | 2 | 0 | 0 | 0 | 0 | 0 | 12 |
| T. Smith | 2 | 0 | 2 | 0 | 0 | 0 | 0 | 12 |
| Graham | 1 | 0 | 0 | 1 | 0 | 0 | 0 | 6 |
| Leach | 1 | 1 | 0 | 0 | 0 | 0 | 0 | 6 |
| RAVENS | 16 | 3 | 11 | 2 | 16/16 | 4/4 | 0 | 124 |
| Opponents | 9 | 2 | 5 | 2 | 8/8 | 8/10 | 1 | 88 |

2-PT. CONVERSIONS: RAVENS 0-0, Opponents 0-1

SACKS: Kruger 4.5, Suggs 2, A. Jones 1, McPhee 1, Graham 0.5, RAVENS 9, Opponents 6

PASSING

| | ATT | COMP | YARDS | COMP% | YDS/ATT |
|-----------|-----|------|-------|-------|---------|
| Flacco | 126 | 73 | 1140 | 57.9 | 9.05% |
| RAVENS | 126 | 73 | 1140 | 57.9 | 9.05% |
| Opponents | 179 | 101 | 1200 | 56.4 | 6.70% |

TD

| | TD | TD% | INT | INT% | LG | SACK/LOST | RATING |
|-----------|----|------|-----|------|-----|-----------|--------|
| RAVENS | 11 | 8.7% | 0 | 0.0% | 70t | 6/38 | 117.2 |
| Opponents | 5 | 2.8% | 6 | 3.4% | 36 | 9/54 | 72.4 |

FIELD GOALS

| | TD | TD% | INT | INT% | LG | SACK/LOST | RATING |
|-----------|-----|-----|-----|------|-----|-----------|--------|
| Tucker | 1/1 | 1/1 | 1/1 | 1/1 | 1/1 | 0/0 | 0/0 |
| RAVENS | 1/1 | 1/1 | 1/1 | 1/1 | 1/1 | 0/0 | 0/0 |
| Opponents | 0/0 | 3/3 | 3/3 | 1/2 | 1/2 | | |

Tucker: (23G)(47G)(19G,38G)

Opponents: (47G,52G,26G,40N)(52N)(31G,25G)(36G,27G,34G)

FUM/LOST: Rice 3/3, Flacco 1/1, J. Jones 1/0, Leach 1/0

TD

| | TD | TD% | INT | INT% | LG | SACK/LOST | RATING |
|-----------|----|------|-----|------|-----|-----------|--------|
| RAVENS | 11 | 8.7% | 0 | 0.0% | 70t | 6/38 | 117.2 |
| Opponents | 5 | 2.8% | 6 | 3.4% | 36 | 9/54 | 72.4 |

INT

| | TD | TD% | INT | INT% | LG | SACK/LOST | RATING |
|-----------|----|------|-----|------|-----|-----------|--------|
| RAVENS | 11 | 8.7% | 0 | 0.0% | 70t | 6/38 | 117.2 |
| Opponents | 5 | 2.8% | 6 | 3.4% | 36 | 9/54 | 72.4 |

LG

| | TD | TD% | INT | INT% | LG | SACK/LOST | RATING |
|-----------|----|------|-----|------|-----|-----------|--------|
| RAVENS | 11 | 8.7% | 0 | 0.0% | 70t | 6/38 | 117.2 |
| Opponents | 5 | 2.8% | 6 | 3.4% | 36 | 9/54 | 72.4 |

SACK/LOST

| | TD | TD% | INT | INT% | LG | SACK/LOST | RATING |
|-----------|----|------|-----|------|-----|-----------|--------|
| RAVENS | 11 | 8.7% | 0 | 0.0% | 70t | 6/38 | 117.2 |
| Opponents | 5 | 2.8% | 6 | 3.4% | 36 | 9/54 | 72.4 |

RATING

| | TD | TD% | INT | INT% | LG | SACK/LOST | RATING |
|-----------|----|------|-----|------|-----|-----------|--------|
| RAVENS | 11 | 8.7% | 0 | 0.0% | 70t | 6/38 | 117.2 |
| Opponents | 5 | 2.8% | 6 | 3.4% | 36 | 9/54 | 72.4 |

RAVENS

| | TD | TD% | INT | INT% | LG | SACK/LOST | RATING |
|-----------|----|------|-----|------|-----|-----------|--------|
| RAVENS | 11 | 8.7% | 0 | 0.0% | 70t | 6/38 | 117.2 |
| Opponents | 5 | 2.8% | 6 | 3.4% | 36 | 9/54 | 72.4 |

Opponents

| | TD | TD% | INT | INT% | LG | SACK/LOST | RATING |
|-----------|----|------|-----|------|-----|-----------|--------|
| RAVENS | 11 | 8.7% | 0 | 0.0% | 70t | 6/38 | 117.2 |
| Opponents | 5 | 2.8% | 6 | 3.4% | 36 | 9/54 | 72.4 |

Opponents

| | TD | TD% | INT | INT% | LG | SACK/LOST | RATING |
|-----------|----|------|-----|------|-----|-----------|--------|
| RAVENS | 11 | 8.7% | 0 | 0.0% | 70t | 6/38 | 117.2 |
| Opponents | 5 | 2.8% | 6 | 3.4% | 36 | 9/54 | 72.4 |

Opponents

| | TD | TD% | INT | INT% | LG | SACK/LOST | RATING |
|-----------|----|------|-----|------|-----|-----------|--------|
| RAVENS | 11 | 8.7% | 0 | 0.0% | 70t | 6/38 | 117.2 |
| Opponents | 5 | 2.8% | 6 | 3.4% | 36 | 9/54 | 72.4 |

Opponents

| | TD | TD% | INT | INT% | LG | SACK/LOST | RATING |
|-----------|----|------|-----|------|-----|-----------|--------|
| RAVENS | 11 | 8.7% | 0 | 0.0% | 70t | 6/38 | 117.2 |
| Opponents | 5 | 2.8% | 6 | 3.4% | 36 | 9/54 | 72.4 |

Opponents

| | TD | TD% | INT | INT% | LG | SACK/LOST | RATING |
|-----------|----|------|-----|------|-----|-----------|--------|
| RAVENS | 11 | 8.7% | 0 | 0.0% | 70t | 6/38 | 117.2 |
| Opponents | 5 | 2.8% | 6 | 3.4% | 36 | 9/54 | 72.4 |

Opponents

| | TD | TD% | INT | INT% | LG | SACK/LOST | RATING |
|-----------|----|------|-----|------|-----|-----------|--------|
| RAVENS | 11 | 8.7% | 0 | 0.0% | 70t | 6/38 | 117.2 |
| Opponents | 5 | 2.8% | 6 | 3.4% | 36 | 9/54 | 72.4 |

Opponents

| | TD | TD% | INT | INT% | LG | SACK/LOST | RATING |
|-----------|----|------|-----|------|-----|-----------|--------|
| RAVENS | 11 | 8.7% | 0 | 0.0% | 70t | 6/38 | 117.2 |
| Opponents | 5 | 2.8% | 6 | 3.4% | 36 | 9/54 | 72.4 |

Opponents

| | TD | TD% | INT | INT% | LG | SACK/LOST | RATING |
|-----------|----|------|-----|------|-----|-----------|--------|
| RAVENS | 11 | 8.7% | 0 | 0.0% | 70t | 6/38 | 117.2 |
| Opponents | 5 | 2.8% | 6 | 3.4% | 36 | 9/54 | 72.4 |

Opponents

| | TD | TD% | INT | INT% | LG | SACK/LOST | RATING |
|-----------|----|------|-----|------|-----|-----------|--------|
| RAVENS | 11 | 8.7% | 0 | 0.0% | 70t | 6/38 | 117.2 |
| Opponents | 5 | 2.8% | 6 | 3.4% | 36 | 9/54 | 72.4 |

Opponents

| | TD | TD% | INT | INT% | LG | SACK/LOST | RATING |
|-----------|----|------|-----|------|-----|-----------|--------|
| RAVENS | 11 | 8.7% | 0 | 0.0% | 70t | 6/38 | 117.2 |
| Opponents | 5 | 2.8% | 6 | 3.4% | 36 | 9/54 | 72.4 |

Opponents

| | TD | TD% | INT | INT% | LG | SACK/LOST | RATING |
|-----------|----|------|-----|------|-----|-----------|--------|
| RAVENS | 11 | 8.7% | 0 | 0.0% | 70t | 6/38 | 117.2 |
| Opponents | 5 | 2.8% | 6 | 3.4% | 36 | 9/54 | 72.4 |

Opponents

| | TD | TD% | INT | INT% | LG | SACK/LOST | RATING |
|-----------|----|------|-----|------|-----|-----------|--------|
| RAVENS | 11 | 8.7% | 0 | 0.0% | 70t | 6/38 | 117.2 |
| Opponents | 5 | 2.8% | 6 | 3.4% | 36 | 9/54 | 72.4 |

RUSHING

| | NO | YDS | AVG | LG | TD |
|-----------|-----|-----|------|----|----|
| Rice | 84 | 306 | 3.6 | 32 | 2 |
| Pierce | 39 | 202 | 5.2 | 43 | 0 |
| Flacco | 8 | 16 | 2.0 | 14 | 0 |
| Leach | 5 | 15 | 3.0 | 5 | 1 |
| Tucker | 1 | 8 | 8.0 | 8 | 0 |
| T. Smith | 1 | 0 | 0.0 | 0 | 0 |
| Koch | 1 | -8 | -8.0 | -8 | 0 |
| RAVENS | 139 | 539 | 3.9 | 43 | 3 |
| Opponents | 128 | 567 | 4.4 | 33 | 2 |

RECEIVING

| | NO | YDS | AVG | LG | TD |
|-----------|-----|------|------|-----|----|
| Boldin | 22 | 380 | 17.3 | 50 | 4 |
| Pitta | 14 | 163 | 11.6 | 24 | 3 |
| T. Smith | 11 | 233 | 21.2 | 59t | 2 |
| Rice | 8 | 88 | 11.0 | 47 | 0 |
| Dickson | 6 | 90 | 15.0 | 24 | 0 |
| Leach | 6 | 31 | 5.2 | 17 | 0 |
| J. Jones | 5 | 147 | 29.4 | 70t | 2 |
| Pierce | 1 | 8 | 8.0 | 8 | 0 |
| RAVENS | 73 | 1140 | 15.6 | 70t | 11 |
| Opponents | 101 | 1200 | 11.9 | 36 | 5 |

INTERCEPTIONS

| | NO | YDS | AVG | LG | TD |
|-------------|----|-----|------|-----|----|
| C. Williams | 2 | 41 | 20.5 | 41 | 0 |
| Graham | 2 | 39 | 19.5 | 39t | 1 |
| E. Reed | 1 | 6 | 6.0 | 6 | 0 |
| Ellerbe | 1 | 2 | 2.0 | 2 | 0 |
| RAVENS | 6 | 88 | 14.7 | 41 | 1 |
| Opponents | 0 | 0 | --- | --- | 0 |

PUNTING

| | NO | YDS | AVG | NET | TB | IN | LG | BLK |
|-----------|----|------|------|------|----|----|----|-----|
| Koch | 22 | 1013 | 46.0 | 34.3 | 4 | 8 | 60 | 0 |
| RAVENS | 22 | 1013 | 46.0 | 34.3 | 4 | 8 | 60 | 0 |
| Opponents | 17 | 776 | 45.6 | 37.5 | 1 | 7 | 59 | |

2013 STATISTICS

RESULTS AND ATTENDANCE

WON 8, LOST 8

| | | | | |
|-------|---|----------|---------------|--------|
| 09/05 | L | 27-49 | at Denver | 76,977 |
| 09/15 | W | 14-6 | Cleveland | 71,098 |
| 09/22 | W | 30-9 | Houston | 71,168 |
| 09/29 | L | 20-23 | at Buffalo | 68,296 |
| 10/06 | W | 26-23 | at Miami | 68,342 |
| 10/13 | L | 17-19 | Green Bay | 71,319 |
| 10/20 | L | 16-19 | at Pittsburgh | 62,295 |
| 11/03 | L | 18-24 | at Cleveland | 71,513 |
| 11/10 | W | 20-17 OT | Cincinnati | 70,992 |
| 11/17 | L | 20-23 OT | at Chicago | 62,367 |
| 11/24 | W | 19-3 | New York Jets | 71,148 |
| 11/28 | W | 22-20 | Pittsburgh | 71,005 |
| 12/08 | W | 29-26 | Minnesota | 70,921 |
| 12/16 | W | 18-16 | at Detroit | 64,742 |
| 12/22 | L | 7-41 | New England | 71,433 |
| 12/29 | L | 17-34 | at Cincinnati | 62,406 |

TEAM STATISTICS

TOTAL FIRST DOWNS

| | RAVENS | OPPONENT |
|--------------------|--------|----------|
| Rushing | 68 | 79 |
| Passing | 189 | 176 |
| Penalty | 38 | 29 |
| 3rd Down: Made/Att | 92/253 | 78/233 |
| 3rd Down Pct. | 36.4 | 33.5 |
| 4th Down: Made/Att | 6/16 | 8/14 |
| 4th Down Pct. | 37.5 | 57.1 |

POSSESSION AVG.

| | | |
|--------|-------|-------|
| RAVENS | 29:51 | 30:09 |
|--------|-------|-------|

TOTAL NET YARDS

| | | |
|--------|------|------|
| RAVENS | 4918 | 5368 |
|--------|------|------|

| | | |
|---------------|-------|-------|
| Avg. Per Game | 307.4 | 335.5 |
|---------------|-------|-------|

| | | |
|-------------|------|------|
| Total Plays | 1090 | 1032 |
|-------------|------|------|

| | | |
|---------------|-----|-----|
| Avg. Per Play | 4.5 | 5.2 |
|---------------|-----|-----|

NET YARDS RUSHING

| | | |
|--------|------|------|
| RAVENS | 1328 | 1687 |
|--------|------|------|

| | | |
|---------------|------|-------|
| Avg. Per Game | 83.0 | 105.4 |
|---------------|------|-------|

| | | |
|--------------|-----|-----|
| Total Rushes | 423 | 440 |
|--------------|-----|-----|

NET YARDS PASSING

| | | |
|--------|------|------|
| RAVENS | 3590 | 3681 |
|--------|------|------|

| | | |
|---------------|-------|-------|
| Avg. Per Game | 224.4 | 230.1 |
|---------------|-------|-------|

| | | |
|-------------------|--------|--------|
| Sacked/Yards Lost | 48/324 | 40/257 |
|-------------------|--------|--------|

| | | |
|-------------|------|------|
| Gross Yards | 3914 | 3938 |
|-------------|------|------|

| | | |
|------------------|---------|---------|
| Att./Completions | 619/363 | 552/314 |
|------------------|---------|---------|

| | | |
|-----------------|------|------|
| Completion Pct. | 58.6 | 56.9 |
|-----------------|------|------|

| | | |
|-----------------|----|----|
| Had Intercepted | 23 | 16 |
|-----------------|----|----|

PUNTS/AVERAGE

| | | |
|--------|---------|---------|
| RAVENS | 91/45.5 | 98/45.8 |
|--------|---------|---------|

| | | |
|------------------|---------|---------|
| NET PUNTING AVG. | 91/38.9 | 98/37.5 |
|------------------|---------|---------|

PENALTIES/YARDS

| | | |
|--------|---------|----------|
| RAVENS | 112/942 | 126/1196 |
|--------|---------|----------|

FUMBLES/BALL LOST

| | | |
|--------|------|------|
| RAVENS | 15/6 | 21/8 |
|--------|------|------|

TOUCHDOWNS

| | | |
|--------|----|----|
| RAVENS | 29 | 37 |
|--------|----|----|

| | | |
|---------|---|---|
| Rushing | 7 | 7 |
|---------|---|---|

| | | |
|---------|----|----|
| Passing | 19 | 25 |
|---------|----|----|

| | | |
|---------|---|---|
| Returns | 3 | 5 |
|---------|---|---|

SCORE BY PERIODS

| | 1 | 2 | 3 | 4 | OT | PTS |
|--|---|---|---|---|----|-----|
|--|---|---|---|---|----|-----|

| | | | | | | |
|--------|----|----|----|-----|---|-----|
| RAVENS | 59 | 79 | 64 | 115 | 3 | 320 |
|--------|----|----|----|-----|---|-----|

| | | | | | | |
|-----------|----|----|----|-----|---|-----|
| OPPONENTS | 63 | 89 | 63 | 134 | 3 | 352 |
|-----------|----|----|----|-----|---|-----|

SCORING

| | TD | RU | PA | RT | K/PAT | FG | S | PTS |
|--|----|----|----|----|-------|----|---|-----|
|--|----|----|----|----|-------|----|---|-----|

| | | | | | | | | |
|--------|---|---|---|---|-------|-------|---|-----|
| Tucker | 0 | 0 | 0 | 0 | 26/26 | 38/41 | 0 | 140 |
|--------|---|---|---|---|-------|-------|---|-----|

| | | | | | | | | |
|----------|---|---|---|---|--|--|---|----|
| M. Brown | 7 | 0 | 7 | 0 | | | 0 | 44 |
|----------|---|---|---|---|--|--|---|----|

| | | | | | | | | |
|------|---|---|---|---|--|--|---|----|
| Rice | 4 | 4 | 0 | 0 | | | 0 | 26 |
|------|---|---|---|---|--|--|---|----|

| | | | | | | | | |
|----------|---|---|---|---|--|--|---|----|
| T. Smith | 4 | 0 | 4 | 0 | | | 0 | 26 |
|----------|---|---|---|---|--|--|---|----|

| | | | | | | | | |
|-------|---|---|---|---|--|--|---|----|
| Clark | 3 | 0 | 3 | 0 | | | 0 | 18 |
|-------|---|---|---|---|--|--|---|----|

| | | | | | | | | |
|----------|---|---|---|---|--|--|---|----|
| J. Jones | 3 | 0 | 2 | 1 | | | 0 | 18 |
|----------|---|---|---|---|--|--|---|----|

| | | | | | | | | |
|--------|---|---|---|---|--|--|---|----|
| Pierce | 2 | 2 | 0 | 0 | | | 0 | 12 |
|--------|---|---|---|---|--|--|---|----|

| | | | | | | | | |
|---------|---|---|---|---|--|--|---|---|
| Dickson | 1 | 0 | 1 | 0 | | | 0 | 6 |
|---------|---|---|---|---|--|--|---|---|

| | | | | | | | | |
|------|---|---|---|---|--|--|---|---|
| Doss | 1 | 0 | 0 | 1 | | | 0 | 6 |
|------|---|---|---|---|--|--|---|---|

| | | | | | | | | |
|--------|---|---|---|---|--|--|---|---|
| Flacco | 1 | 1 | 0 | 0 | | | 0 | 6 |
|--------|---|---|---|---|--|--|---|---|

| | | | | | | | | |
|-------|---|---|---|---|--|--|---|---|
| Leach | 1 | 0 | 1 | 0 | | | 0 | 6 |
|-------|---|---|---|---|--|--|---|---|

| | | | | | | | | |
|-------|---|---|---|---|--|--|---|---|
| Pitta | 1 | 0 | 1 | 0 | | | 0 | 6 |
|-------|---|---|---|---|--|--|---|---|

| | | | | | | | | |
|----------|---|---|---|---|--|--|---|---|
| D. Smith | 1 | 0 | 0 | 1 | | | 0 | 6 |
|----------|---|---|---|---|--|--|---|---|

| | | | | | | | | |
|--------|----|---|----|---|-------|-------|---|-----|
| RAVENS | 29 | 7 | 19 | 3 | 26/26 | 38/41 | 0 | 320 |
|--------|----|---|----|---|-------|-------|---|-----|

| | | | | | | | | |
|-----------|----|---|----|---|-------|-------|---|-----|
| Opponents | 37 | 7 | 25 | 5 | 34/34 | 32/35 | 0 | 352 |
|-----------|----|---|----|---|-------|-------|---|-----|

2-PT. CONVERSIONS: M. Brown, Rice, T. Smith, **RAVENS 3-3, Opponents 0-3**

SACKS: Suggs 10, Dumervil 9.5, D. Smith 5, A. Jones 4, Canty 2, McPhee 2, Tyson 2, Ngata 1.5, Upshaw 1.5, Graham 1, B. Williams 1, A. Brown 0.5, **RAVENS 40, Opponents 48**

FUM/LOST: Flacco 8/2, Gradkowski 2/1, Rice 2/2, Doss 1/1, Leach 1/0, T. Smith 1/0

| PASSING | ATT | COMP | YARDS | COMP% | YDS/ATT | TD | TD% | INT | INT% | LG | SACK/LOST | RATING |
|---------|-----|------|-------|-------|---------|----|-----|-----|------|----|-----------|--------|
|---------|-----|------|-------|-------|---------|----|-----|-----|------|----|-----------|--------|

| | | | | | | | | | | | | |
|--------|-----|-----|------|------|------|----|-----|----|-----|----|--------|------|
| Flacco | 614 | 362 | 3912 | 59.0 | 6.37 | 19 | 3.1 | 22 | 3.6 | 74 | 48/324 | 73.1 |
|--------|-----|-----|------|------|------|----|-----|----|-----|----|--------|------|

| | | | | | | | | | | | | |
|--------|---|---|---|------|------|---|-----|---|------|---|-----|-----|
| Taylor | 5 | 1 | 2 | 20.0 | 0.40 | 0 | 0.0 | 1 | 20.0 | 2 | 0/0 | 0.0 |
|--------|---|---|---|------|------|---|-----|---|------|---|-----|-----|

| | | | | | | | | | | | | |
|--------|-----|-----|------|------|------|----|-----|----|-----|----|--------|------|
| RAVENS | 619 | 363 | 3914 | 58.6 | 6.32 | 19 | 3.1 | 23 | 3.7 | 74 | 48/324 | 72.0 |
|--------|-----|-----|------|------|------|----|-----|----|-----|----|--------|------|

| | | | | | | | | | | | | |
|-----------|-----|-----|------|------|------|----|-----|----|-----|-----|--------|------|
| Opponents | 552 | 314 | 3938 | 56.9 | 7.13 | 25 | 4.5 | 16 | 2.9 | 79t | 40/257 | 82.2 |
|-----------|-----|-----|------|------|------|----|-----|----|-----|-----|--------|------|

RUSHING

| | NO | YDS | AVG | LG | TD |
|-----------|-----|------|------|----|----|
| Rice | 214 | 660 | 3.1 | 47 | 4 |
| Pierce | 152 | 436 | 2.9 | 28 | 2 |
| Flacco | 27 | 131 | 4.9 | 22 | 1 |
| Taylor | 8 | 64 | 8.0 | 25 | 0 |
| Leach | 11 | 23 | 2.1 | 6 | 0 |
| Scott | 4 | 14 | 3.5 | 9 | 0 |
| Scott | 4 | 14 | 3.5 | 9 | 0 |
| Draughn | 4 | 2 | 0.5 | 3 | 0 |
| J. Jones | 2 | 0 | 0.0 | 4 | 0 |
| M. Brown | 1 | -2 | -2.0 | -2 | 0 |
| TEAM | 423 | 1328 | 3.1 | 47 | 7 |
| OPPONENTS | 440 | 1687 | 3.8 | 43 | 7 |

RECEIVING

| | NO | YDS | AVG | LG | TD |
|-------------|-----|------|------|-----|----|
| T. Smith | 65 | 1128 | 17.4 | 74 | 4 |
| Rice | 58 | 321 | 5.5 | 22 | 0 |
| M. Brown | 49 | 524 | 10.7 | 59 | 7 |
| J. Jones | 37 | 455 | 12.3 | 66t | 2 |
| Clark | 31 | 343 | 11.1 | 45 | 3 |
| Dickson | 25 | 273 | 10.9 | 43 | 1 |
| Pitta | 20 | 169 | 8.5 | 18 | 1 |
| Pierce | 20 | 104 | 5.2 | 15 | 0 |
| Doss | 19 | 305 | 16.1 | 63 | 0 |
| Stokley | 13 | 115 | 8.8 | 18 | 0 |
| Leach | 11 | 47 | 4.3 | 12 | 1 |
| D. Thompson | 10 | 96 | 9.6 | 33 | 0 |
| Bajema | 2 | 18 | 9.0 | 18 | 0 |
| Scott | 2 | 10 | 5.0 | 8 | 0 |
| Scott | 2 | 10 | 5.0 | 8 | 0 |
| Taylor | 1 | 6 | 6.0 | 6 | 0 |
| RAVENS | 363 | 3914 | 10.8 | 74 | 19 |
| Opponents | 314 | 3938 | 12.5 | 79t | 25 |

INTERCEPTIONS

| | NO | YDS | AVG | LG | TD |
|-----------|----|-----|------|-----|----|
| Graham | 4 | 28 | 7.0 | 28 | 0 |
| Ihedigbo | 3 | 54 | 18.0 | 37 | 0 |
| D. Smith | 3 | 41 | 13.7 | 37t | 1 |
| Webb | 2 | 19 | 9.5 | 19 | 0 |
| J. Smith | 2 | 0 | 0.0 | 0 | 0 |
| Elam | 1 | 18 | 18.0 | 18 | 0 |
| Tyson | 1 | 0 | 0.0 | 0 | 0 |
| RAVENS | 16 | 160 | 10.0 | 37t | 1 |
| Opponents | 23 | 219 | 9.5 | 74t | 4 |

PUNTING

| | NO | YDS | AVG | NET | TB | IN | LG | BLK |
|-----------|----|------|------|------|----|----|----|-----|
| Koch | 90 | 4138 | 46.0 | 38.9 | 9 | 27 | 69 | 1 |
| RAVENS | 91 | 4138 | 45.5 | 38.9 | 9 | 27 | 69 | 1 |
| Opponents | 98 | 4484 | 45.8 | 37.5 | 10 | 34 | 67 | 0 |

PUNT RETURNS

| | RET | FC | YDS | AVG | LG | TD |
|-----------|-----|----|-----|------|-----|----|
| Doss | 23 | 7 | 359 | 15.6 | 82t | 1 |
| J. Jones | 19 | 2 | 237 | 12.5 | 37 | 0 |
| Webb | 1 | 7 | 13 | 13.0 | 13 | 0 |
| RAVENS | 43 | 16 | 609 | 14.2 | 82t | 1 |
| Opponents | 46 | 14 | 419 | 9.1 | 27 | 0 |

KICKOFF RETURNS

| | NO | YDS | AVG | LG | TD |
|-------------|----|------|------|-----|----|
| J. Jones | 31 | 892 | 28.8 | 77t | 1 |
| D. Thompson | 7 | 201 | 28.7 | 47 | 0 |
| Draughn | 2 | 53 | 26.5 | 31 | 0 |
| Juszczyk | 2 | 17 | 8.5 | 9 | 0 |
| Dickson | 1 | 0 | 0.0 | 0 | 0 |
| Leach | 1 | 0 | 0.0 | 0 | 0 |
| RAVENS | 44 | 1163 | 26.4 | 77t | 1 |
| Opponents | 38 | 873 | 23.0 | 44 | 0 |

FIELD GOALS

| | 1-19 | 20-29 | 30-39 | 40-49 | 50+ |
|-----------|------|-------|-------|-------|-----|
| Tucker | 0/0 | 10/10 | 12/13 | 10/11 | 6/7 |
| RAVENS | 0/0 | 10/10 | 12/13 | 10/11 | 6/7 |
| Opponents | 0/0 | 11/11 | 10/10 | 9/11 | 2/3 |

Tucker: (25G,30G)(50N,44N)(28G,45G,43G)(35G,24G)(42G,50G,25G,44G)(23G)(46G,38G,32G)(51G)(36G,46G)(52G,21G)(30G,26G,33G,53G)(43G,34G,38G,45G,48G)(29G,24G,32G,49G,53G,61G)(37N)(38G,22G,34G)

Opponents: (1)(21G,51G)(27G,29G,47G)(27G,27G,22G)(37G,25G,48G,57N)(45G,44N,31G,50G,31G)(34G,28G,38G,42G)(22G)(42N,32G)(20G,46G,38G)(27G)(1)(39G,40G)(40G)(45G,42G)(39G,38G)

2013 STATISTICS

DEFENSIVE STATISTICS

| PLAYER | TT | SOLO | AS | SACKS | YDS LOST | INT | RET. YDS | PD | FF | FR |
|-------------------|------------|------------|------------|-----------|-------------|-----------|-------------|------------|-----------|----------|
| Smith, Daryl | 123 | 57 | 66 | 5 | 43.5 | 3* | 41 | 19 | 2 | 0 |
| Ihedigbo, James | 99 | 62 | 37 | 0 | 0 | 3 | 54 | 11 | 2 | 1 |
| Suggs, Terrell | 80 | 47 | 33 | 10 | 48 | 0 | 0 | 0 | 0 | 1 |
| Elam, Matt | 76 | 53 | 23 | 0 | 0 | 1 | 18 | 3 | 0 | 2 |
| Webb, Lardarius | 74 | 63 | 11 | 0 | 0 | 2 | 19 | 22 | 0 | 0 |
| Graham, Corey | 68 | 51 | 17 | 1 | 0 | 4 | 28 | 12 | 1 | 0 |
| Smith, Jimmy | 58 | 49 | 9 | 0 | 0 | 2 | 0 | 16 | 2 | 0 |
| Jones, Arthur | 53 | 28 | 25 | 4 | 27 | 0 | 0 | 0 | 0 | 0 |
| Ngata, Haloti | 52 | 23 | 29 | 1.5 | 12 | 0 | 0 | 3 | 0 | 0 |
| McClain, Jameel | 50 | 27 | 23 | 0 | 0 | 0 | 0 | 0 | 1 | 0 |
| Bynes, Josh | 41 | 19 | 22 | 0 | 0 | 0 | 0 | 3 | 0 | 0 |
| Dumervil, Elvis | 31 | 18 | 13 | 9.5 | 64 | 0 | 0 | 3 | 2 | 0 |
| Canty, Chris | 30 | 20 | 10 | 2 | 22 | 0 | 0 | 4 | 2 | 0 |
| Upshaw, Courtney | 29 | 18 | 11 | 1.5 | 13 | 0 | 0 | 2 | 0 | 0 |
| McPhee, Pernell | 21 | 13 | 8 | 2 | 13 | 0 | 0 | 1 | 1 | 0 |
| Cody, Terrence | 15 | 7 | 8 | 0 | 0 | 0 | 0 | 0 | 0 | 0 |
| Brown, Arthur | 12 | 8 | 4 | 0.5 | 4.5 | 0 | 0 | 0 | 1 | 0 |
| Spears, Marcus | 10 | 5 | 5 | 0 | 0 | 0 | 0 | 0 | 0 | 0 |
| Tyson, DeAngelo | 10 | 9 | 1 | 2 | 5 | 1 | 0 | 1 | 0 | 0 |
| Williams, Brandon | 6 | 3 | 3 | 1 | 5 | 0 | 0 | 0 | 0 | 1 |
| Huff, Michael | 4 | 3 | 1 | 0 | 0 | 0 | 0 | 0 | 0 | 0 |
| Brown, Chykie | 2 | 1 | 1 | 0 | 0 | 0 | 0 | 1 | 0 | 0 |
| Miles, Jeromy | 1 | 1 | 0 | 0 | 0 | 0 | 0 | 0 | 0 | 0 |
| Totals | 945 | 585 | 360 | 40 | 257 | 16 | 160 | 101 | 14 | 5 |

*Daryl Smith returned an INT 37 yards for a TD vs. Hou. (9/22)

SPECIAL TEAMS STATISTICS

| PLAYER | TT | SOLO | AS | FF | FR | BK |
|-------------------|-----------|-----------|----------|----------|----------|----------|
| McClellan, Albert | 12 | 12 | 0 | 0 | 0 | 0 |
| Levine, Anthony | 11 | 10 | 1 | 0 | 0 | 0 |
| Brown, Chykie | 8 | 7 | 1 | 0 | 0 | 0 |
| Miles, Jeromy | 8 | 8 | 0 | 0 | 0 | 0 |
| Trawick, Brynden | 8 | 8 | 0 | 0 | 0 | 0 |
| Graham, Corey | 5 | 4 | 1 | 0 | 0 | 0 |
| Juszczyk, Kyle | 5 | 3 | 2 | 0 | 1 | 0 |
| Bynes, Josh | 4 | 3 | 1 | 0 | 0 | 0 |
| Simon, John | 4 | 4 | 0 | 0 | 0 | 0 |
| Brown, Arthur | 3 | 3 | 0 | 0 | 0 | 0 |
| Dickson, Ed | 3 | 2 | 1 | 0 | 0 | 0 |
| Bajema, Billy | 2 | 2 | 0 | 0 | 0 | 0 |
| Cox, Morgan | 2 | 2 | 0 | 0 | 1 | 0 |
| Huff, Michael | 2 | 2 | 0 | 0 | 0 | 0 |
| Ihedigbo, James | 2 | 1 | 1 | 0 | 1 | 0 |
| McClain, Jameel | 2 | 2 | 0 | 0 | 0 | 0 |
| Doss, Tandon | 1 | 1 | 0 | 0 | 0 | 0 |
| Elam, Matt | 1 | 1 | 0 | 0 | 0 | 0 |
| Koch, Sam | 1 | 1 | 0 | 0 | 0 | 0 |
| Upshaw, Courtney | 1 | 1 | 0 | 0 | 0 | 0 |
| Totals | 85 | 77 | 8 | 0 | 3 | 0 |

Defensive and special teams statistics reflect press box stats.

RAVENS COACHES

John Harbaugh, Head Coach; **Jerry Rosburg**, Assistant Head Coach/Special Teams Coordinator; **Jim Caldwell**, Offensive Coordinator; **Dean Pees**, Defensive Coordinator; **Teryl Austin**, Secondary; **Juney Barnett**, Assistant Strength and Conditioning; **Clarence Brooks**, Defensive Line; **Randy Brown**, Kicking Consultant; **Juan Castillo**, Run Game Coordinator; **Jay Harbaugh**, Offensive Quality Control; **Wade Harman**, Tight Ends; **Chris Hewitt**, Assistant Special Teams; **Jim Hostler**, Wide Receivers; **Don Martindale**, Inside Linebackers; **Andy Moeller**, Offensive Line; **Ted Monachino**, Linebackers; **Wilbert Montgomery**, Running Backs; **Bob Rogucki**, Strength and Conditioning; **Steve Spagnuolo**, Senior Defensive Assistant; **Craig Ver Steeg**, Senior Offensive Assistant; **Todd Washington**, Assistant Offensive Line; **Matt Weiss**, Defensive Quality Control

RAVENS HONOR ROLL

AP All-Pro: K Justin Tucker (1st Team)

PFWA All-Pro:

K Justin Tucker (1st Team)

Sporting News All-Pro:

K Justin Tucker, G Marshal Yanda (1st Teams)

Pro Bowl: DT Haloti Ngata, OLB Terrell Suggs, K Justin Tucker, G Marshal Yanda

USA Today All-Joe Team:

CB Lardarius Webb

AFC Players of the Week:

K Justin Tucker (Week 10) - Special Teams

K Justin Tucker (Week 12) - Special Teams

K Justin Tucker (Week 15) - Special Teams

AFC Player of the Month:

K Justin Tucker (Special Teams, November)

Pepsi NEXT Rookie of the Week (Week 14):

WR Marlon Brown

GMC Never Say Never Moment (Week 14):

QB Joe Flacco

GMC Never Say Never Moment of the Week (Week 15):

K Justin Tucker

Ed Block Courage Award:

LB Jameel McClain

Ravens Roost Unsung Hero:

S James Ihedigbo

Ravens Roost Extra Effort:

WR Marlon Brown

USUAL STARTING LINEUPS

| | WR | LT | LG | C | RG | RT | TE | WR | QB | RB | FB |
|-----------------|-------------------|-----------|------------|---------------|-------------|-------------|-------------|------------|------------|-------------|-----------|
| Offense: | J. Jones/M. Brown | E. Monroe | A. Shipley | G. Gradkowski | M. Yanda | M. Oher | E. Dickson | T. Smith | J. Flacco | R. Rice | V. Leach |
| | DT | DE | NT | SAM | MIKE | WILL | RUSH | RCB | LCB | SS | FS |
| Defense: | A. Jones | C. Canty | H. Ngata | C. Upshaw | D.. Smith | J. McClain | T. Suggs | J. Smith | L. Webb | J. Ihedigbo | M. Elam |

RAVENS SEASON TRENDS

| | Record | | Record |
|-----------------------------|--------|--|--------|
| Record | 8-8 | Positive or Even Turnover Ratio | 5-4 |
| vs. AFC North | 3-3 | Negative Turnover Ratio | 3-4 |
| vs. AFC | 6-6 | Winning Penalty Ratio | 6-5 |
| vs. NFC | 2-2 | Losing Penalty Ratio | 2-3 |
| Home | 6-2 | Overtime | 1-1 |
| Away | 2-6 | With a 100-Yard Rusher | 0-1 |
| On Grass | 1-4 | Without a 100-yard Rusher | 8-7 |
| Artificial Turf | 7-4 | With a 100-Yard Receiver | 2-1 |
| Outdoors | 7-8 | Without a 100-yard Receiver | 6-7 |
| Indoors | 1-0 | With a 300-Yard Passer | 0-3 |
| Leading at Halftime | 6-2 | Without a 300-Yard Passer | 8-5 |
| Tied at Halftime | 0-0 | When Allowing a 100-Yard Rusher | 0-1 |
| Trailing at Halftime | 2-6 | When Not Allowing a 100-Yard Rusher | 8-7 |
| Leading After 3 Quarters | 8-1 | When Allowing a 100-Yard Receiver | 3-3 |
| Tied After 3 Quarters | 0-0 | When Not Allowing a 100-Yard Receiver | 5-5 |
| Trailing After 3 Quarters | 0-7 | When Allowing a 300-Yard Passer | 1-2 |
| Decided by 7 Points or less | 5-5 | When Not Allowing a 300-Yard Passer | 7-6 |
| Decided by 3 Points or less | 5-4 | When Recording 3 or more sacks | 5-4 |
| When Scoring First | 4-3 | When Holding an Opponent Under 250 Net Yards | 1-0 |
| When Not Scoring First | 4-5 | When Holding an Opponent Under 21 Points | 6-2 |
| | | When Holding an Opponent Under 15 Points | 4-0 |

2014 STATISTICS

RESULTS AND ATTENDANCE

WON 10, LOST 6

WILD CARD/AFC DIVISIONAL GAME

| | | | | |
|-------|---|-------|-----------------|--------|
| 09/07 | L | 16-23 | Cincinnati | 70,925 |
| 09/11 | W | 26-6 | Pittsburgh | 71,181 |
| 09/21 | W | 23-21 | at Cleveland | 67,407 |
| 09/28 | W | 38-10 | Carolina | 71,218 |
| 10/05 | L | 13-20 | at Indianapolis | 65,258 |
| 10/12 | W | 48-17 | at Tampa Bay | 60,041 |
| 10/19 | W | 29-7 | Atlanta | 71,184 |
| 10/26 | L | 24-27 | at Cincinnati | 55,711 |
| 11/02 | L | 23-43 | at Pittsburgh | 63,971 |
| 11/09 | W | 21-7 | Tennessee | 70,914 |
| 11/24 | W | 34-27 | at New Orleans | 73,373 |
| 11/30 | L | 33-34 | San Diego | 71,060 |
| 12/07 | W | 28-13 | at Miami | 70,244 |
| 12/14 | W | 20-12 | Jacksonville | 70,801 |
| 12/21 | L | 13-25 | at Houston | 71,771 |
| 12/28 | W | 20-10 | Cleveland | 71,070 |

TEAM STATISTICS

TOTAL FIRST DOWNS

| | | |
|--------------------|--------|--------|
| Rushing | 113 | 75 |
| Passing | 194 | 205 |
| Penalty | 38 | 31 |
| 3rd Down: Made/Att | 84/205 | 89/221 |
| 3rd Down Pct. | 41.0 | 40.3 |
| 4th Down: Made/Att | 9/18 | 5/14 |
| 4th Down Pct. | 50.0 | 35.7 |

POSSESSION AVG.

RAVENS 29:40 **OPPONENT 30:20**

TOTAL NET YARDS

RAVENS 5838 **OPPONENT 5391**

Avg. Per Game 364.9 336.9

Total Plays 1022 1034

Avg. Per Play 5.7 5.2

NET YARDS RUSHING

RAVENS 2019 **OPPONENT 1412**

Avg. Per Game 126.2 88.3

Total Rushes 448 390

NET YARDS PASSING

RAVENS 3819 **OPPONENT 3979**

Avg. Per Game 238.7 248.7

Sacked/Yards Lost 19/167 49/362

Gross Yards 3986 4341

Att./Completions 555/344 595/382

Completion Pct. 62.0 64.2

Had Intercepted 12 11

PUNTS/AVERAGE

RAVENS 60/47.4 **OPPONENT 76/45.9**

NET PUNTING AVG. 60/43.3 **76/40.5**

PENALTIES/YARDS 111/870 **110/1007**

FUMBLES/BALL LOST 16/8 **22/11**

TOUCHDOWNS

RAVENS 46 **OPPONENT 30**

Rushing 16 8

Passing 27 22

Returns 3 0

SCORE BY PERIODS

RAVENS 76 **OPPONENTS 63**

1 2 3 4 OT PTS

RAVENS 76 **OPPONENTS 63**

96 91 146 0 409

79 60 100 0 302

SCORING

TD RU PA RT K/PAT FG S PTS

Tucker 0 0 0 0 42/42 29/34 0 129

T. Smith 11 0 11 0 0 0 0 66

Forsett 8 8 0 0 0 0 0 50

S. Smith Sr. 6 0 6 0 0 0 0 36

Aiken 4 0 3 1 0 0 0 24

Daniels 4 0 4 0 0 0 0 24

Taliaferro 4 4 0 0 0 0 0 24

Flacco 2 2 0 0 0 0 0 12

Pierce 2 2 0 0 0 0 0 12

Campanaro 1 0 1 0 0 0 0 6

Gillmore 1 0 1 0 0 0 0 6

Hill 1 0 0 1 0 0 0 6

J. Jones 1 0 0 1 0 0 0 6

Juszczyk 1 0 1 0 0 0 0 6

Suggs 0 0 0 0 0 0 1 2

RAVENS 46 16 27 3 42/42 29/34 1 409

Opponents 30 8 22 0 28/28 30/36 0 302

2-PT. CONVERSIONS: Forsett RAVENS 1-4, Opponents 2-2

SACKS: Dumervil 17, Suggs 12, McPhee 7.5, Jernigan 4, Mosley 3, Ngata 2, D. Smith 1, Tyson 1, Walker LG 1, Canty 0.5, Elam 0.5, B. Williams 0.5 RAVENS 49, Opponents 19

PASSING **ATT** **COMP** **YARDS** **COMP%** **YDS/ATT** **TD** **TD%** **INT** **INT%** **LG** **SACK/LOST** **RATING**

Flacco 554 344 3986 62.1 7.18 27 4.9 12 2.2 80t 19/167 91.0

RAVENS 554 344 3986 62.1 7.18 27 4.9 12 2.2 80t 19/167 91.0

Opponents 595 382 4341 64.2 7.30 22 3.7 11 1.8 77t 49/362 90.6

RUSHING

| | | | | | |
|------------------|------------|-------------|------------|-----------|-----------|
| Forsett | 235 | 1266 | 5.4 | 52 | 8 |
| Pierce | 93 | 366 | 3.9 | 28 | 2 |
| Taliaferro | 68 | 292 | 4.3 | 31 | 4 |
| Flacco | 39 | 70 | 1.8 | 15 | 2 |
| J. Jones | 3 | 16 | 5.3 | 11 | 0 |
| Toussaint | 6 | 12 | 2.0 | 12 | 0 |
| T. Taylor | 4 | -3 | -0.8 | 0 | 0 |
| RAVENS | 448 | 2019 | 4.5 | 52 | 16 |
| OPPONENTS | 390 | 1412 | 3.6 | 67 | 8 |

RECEIVING

| | | | | | |
|------------------|------------|-------------|-------------|------------|-----------|
| S. Smith Sr. | 79 | 1065 | 13.5 | 80t | 6 |
| T. Smith | 49 | 767 | 15.7 | 53 | 11 |
| Daniels | 48 | 527 | 11.0 | 39 | 4 |
| Forsett | 44 | 263 | 6.0 | 26 | 0 |
| Aiken | 24 | 267 | 11.1 | 24 | 3 |
| M. Brown | 24 | 255 | 10.6 | 22 | 0 |
| Juszczyk | 19 | 182 | 9.6 | 33 | 1 |
| Pitta | 16 | 125 | 7.8 | 24 | 0 |
| Gillmore | 10 | 121 | 12.1 | 22 | 1 |
| J. Jones | 9 | 131 | 14.6 | 31 | 0 |
| Taliaferro | 8 | 114 | 14.3 | 29 | 0 |
| Campanaro | 7 | 102 | 14.6 | 19t | 1 |
| Supernaw | 2 | 27 | 13.5 | 29 | 0 |
| Toussaint | 3 | 27 | 9.0 | 15 | 0 |
| Pierce | 2 | 13 | 6.5 | 7 | 0 |
| RAVENS | 344 | 3986 | 11.6 | 80t | 27 |
| Opponents | 382 | 4341 | 11.4 | 77t | 22 |

INTERCEPTIONS

| | | | | | |
|------------------|-----------|------------|-------------|------------|----------|
| Mosley | 2 | 23 | 11.5 | 18 | 0 |
| Ngata | 2 | 16 | 8.0 | 13 | 0 |
| Hill | 1 | 44 | 44.0 | 44t | 1 |
| J. Smith | 1 | 31 | 31.0 | 31 | 0 |
| Gorrer | 1 | 15 | 15.0 | 15 | 0 |
| Miles | 1 | 6 | 6.0 | 6 | 0 |
| D. Smith | 1 | 0 | 0.0 | 0 | 0 |
| Stewart | 1 | 0 | 0.0 | 0 | 0 |
| Webb | 1 | 0 | 0.0 | 0 | 0 |
| RAVENS | 11 | 135 | 12.3 | 44t | 1 |
| Opponents | 12 | 149 | 12.4 | 30 | 0 |

PUNTING

| | | | | | | | | |
|------------------|-----------|-------------|-------------|-------------|----------|-----------|-----------|----------|
| Koch | 60 | 2841 | 47.4 | 43.3 | 4 | 26 | 73 | 0 |
| RAVENS | 60 | 2841 | 47.4 | 43.3 | 4 | 26 | 73 | 0 |
| Opponents | 76 | 3489 | 45.9 | 40.5 | 6 | 18 | 69 | 1 |

PUNT RETURNS

| | | | | | | |
|------------------|-----------|-----------|------------|------------|-----------|----------|
| J. Jones | 30 | 17 | 275 | 9.2 | 45 | 0 |
| Campanaro | 2 | 1 | 17 | 8.5 | 9 | 0 |
| Webb | 0 | 5 | 0 | --- | --- | 0 |
| RAVENS | 32 | 23 | 292 | 9.1 | 45 | 0 |
| Opponents | 23 | 14 | 166 | 7.2 | 45 | 0 |

KICKOFF RETURNS

| | | | | | |
|------------------|-----------|-------------|-------------|-------------|----------|
| J. Jones | 32 | 978 | 30.6 | 108t | 1 |
| Juszczyk | 2 | 28 | 14.0 | 16 | 0 |
| Toussaint | 2 | 41 | 20.5 | 23 | 0 |
| Gillmore | 1 | 15 | 15.0 | 15 | 0 |
| Taliaferro | 1 | 15 | 15.0 | 15 | 0 |
| RAVENS | 38 | 1077 | 28.3 | 108t | 1 |
| Opponents | 26 | 601 | 23.1 | 36 | 0 |

FIELD GOALS

| | | | | | |
|------------------|------------|--------------|--------------|-------------|------------|
| Tucker | 0/0 | 10/10 | 11/11 | 4/4 | 4/9 |
| RAVENS | 0/0 | 10/10 | 11/11 | 4/4 | 4/9 |
| Opponents | 0/0 | 7/7 | 13/14 | 7/10 | 3/5 |

Tucker: (55N,38G)(30G,23G,22G,20G)(38G,21G,32G)(57N,30G)(52G,27G)(46G,64B,49G)(38G,38G)(45G,50G,53G)(46G)(31G,55G)(33G,21G,29G,31G)(22G,54N,54N,33G)(25G,28G)

Opponents: (49G,22G,28G,46G,38G,45B)(25G,43G)(50N,36B)(37G)(38G,34G)(45N,47G)(57N)(32G,33G)(20G,34G)(52G,26G)(46G,34G)(53G,45G,53G,42N,45G)(35G,25G,30G,20G,39G,33G)(38G)

FUM/LOST: Flacco 5/0, J. Jones 4/2, Juszczyk 2/2, Forsett 1/0, Gradkowski 1/1, Pierce 1/1, S. Smith 1/1, Taliaferro 1/1

2014 STATISTICS

DEFENSIVE STATISTICS

| PLAYER | TT | SOLO | AS | SACKS | YDS | | RET. | | | |
|-------------------|------------|------------|------------|-----------|------------|-----------|------------|-----------|-----------|-----------|
| | | | | | LOST | INT | YDS | PD | FF | FR |
| Mosley, C.J. | 129 | 85 | 44 | 3 | 16 | 2 | 23 | 8 | 1 | 1 |
| Smith, Daryl | 127 | 67 | 60 | 1 | 7 | 1 | 0 | 9 | 2 | 1 |
| Suggs, Terrell | 61 | 36 | 25 | 12 | 87 | 0 | 0 | 1 | 0 | 1 |
| Stewart, Darian | 53 | 37 | 16 | 0 | 0 | 1 | 0 | 4 | 1 | 0 |
| Williams, Brandon | 48 | 25 | 23 | 0.5 | 4.5 | 0 | 0 | 0 | 2 | 1 |
| Elam, Matt | 47 | 29 | 18 | 0.5 | 3 | 0 | 0 | 5 | 1 | 0 |
| Webb, Lardarius | 46 | 36 | 10 | 0 | 0 | 1 | 0 | 8 | 0 | 0 |
| Upshaw, Courtney | 42 | 25 | 17 | 0 | 0 | 0 | 0 | 1 | 0 | 0 |
| Hill, Will | 39 | 27 | 12 | 0 | 0 | 1* | 44 | 4 | 0 | 0 |
| Dumervil, Elvis | 35 | 24 | 11 | 17 | 127.5 | 0 | 0 | 1 | 2 | 1 |
| Canty, Chris | 33 | 13 | 20 | 0.5 | 3 | 0 | 0 | 2 | 1 | 0 |
| Ngata, Haloti | 32 | 19 | 13 | 2 | 28 | 2 | 16 | 7 | 2 | 0 |
| Smith, Jimmy | 28 | 22 | 6 | 0 | 0 | 1 | 31 | 8 | 0 | 0 |
| Jackson, Asa | 27 | 22 | 5 | 0 | 0 | 0 | 0 | 3 | 0 | 0 |
| McPhee, Pernel | 27 | 17 | 10 | 7.5 | 50 | 0 | 0 | 4 | 1 | 0 |
| Jernigan, Timmy | 23 | 11 | 12 | 4 | 27 | 0 | 0 | 0 | 0 | 0 |
| Levine, Anthony | 23 | 16 | 7 | 0 | 0 | 0 | 0 | 4 | 0 | 0 |
| Miles, Jeromy | 23 | 14 | 9 | 0 | 0 | 1 | 6 | 1 | 0 | 1 |
| Tyson, DeAngelo | 21 | 7 | 14 | 1 | 9 | 0 | 0 | 0 | 0 | 2 |
| Brooks, Terrence | 19 | 16 | 3 | 0 | 0 | 0 | 0 | 2 | 0 | 1 |
| Melvin, Rashaan | 17 | 13 | 4 | 0 | 0 | 0 | 0 | 1 | 1 | 0 |
| Gorrer, Danny | 16 | 16 | 0 | 0 | 0 | 1 | 15 | 1 | 0 | 0 |
| Guy, Lawrence | 16 | 2 | 14 | 0 | 0 | 0 | 0 | 1 | 0 | 1 |
| Franks, Dominique | 13 | 12 | 1 | 0 | 0 | 0 | 0 | 5 | 0 | 0 |
| Brown, Chykie | 9 | 8 | 1 | 0 | 0 | 0 | 0 | 0 | 0 | 0 |
| McClellan, Albert | 4 | 1 | 3 | 0 | 0 | 0 | 0 | 0 | 0 | 0 |
| Bilukidi, Christo | 3 | 0 | 3 | 0 | 0 | 0 | 0 | 0 | 0 | 0 |
| Trawick, Brynden | 3 | 2 | 1 | 0 | 0 | 0 | 0 | 0 | 0 | 0 |
| Walker, Casey | 1 | 0 | 1 | 0 | 0 | 0 | 0 | 0 | 0 | 0 |
| Orr, Zachary | 1 | 0 | 1 | 0 | 0 | 0 | 0 | 0 | 0 | 0 |
| Totals | 966 | 602 | 364 | 49 | 362 | 11 | 135 | 80 | 14 | 10 |

*Will Hill returned an INT 44 yards for a TD at NO (11/24)

SPECIAL TEAMS STATISTICS

| PLAYER | TT | SOLO | AS | FF | FR | BK |
|---------------------|-----------|-----------|-----------|----------|----------|----------|
| McClellan, Albert | 13 | 11 | 2 | 1 | 1 | 0 |
| Orr, Zachary | 7 | 6 | 1 | 0 | 0 | 0 |
| Levine, Anthony | 6 | 5 | 1 | 0 | 0 | 0 |
| Miles, Jeromy | 5 | 5 | 0 | 1 | 0 | 1 |
| Aiken, Kamar | 4 | 2 | 2 | 0 | 0 | 0 |
| Mosley, C.J. | 4 | 3 | 1 | 0 | 0 | 0 |
| Taliaferro, Lorenzo | 4 | 3 | 1 | 0 | 0 | 0 |
| Trawick, Brynden | 4 | 3 | 1 | 0 | 0 | 0 |
| Juszczyc, Kyle | 3 | 3 | 0 | 0 | 0 | 0 |
| Elam, Matt | 2 | 2 | 0 | 0 | 0 | 0 |
| Hill, Will | 2 | 2 | 0 | 0 | 0 | 0 |
| Brown, Marlon | 1 | 1 | 0 | 0 | 0 | 0 |
| Gorrer, Danny | 1 | 1 | 0 | 0 | 0 | 0 |
| Jackson, Asa | 1 | 0 | 1 | 0 | 0 | 1 |
| Urschel, John | 1 | 1 | 0 | 0 | 0 | 0 |
| Webb, Lardarius | 1 | 0 | 1 | 0 | 0 | 0 |
| Stewart, Darian | 0 | 0 | 0 | 0 | 0 | 1 |
| Totals | 59 | 48 | 11 | 2 | 1 | 3 |

Defensive and special teams statistics reflect press box stats.

RAVENS COACHES

John Harbaugh, Head Coach; **Jerry Rosburg**, Special Teams Coordinator/Associate Head Coach; **Gary Kubiak**, Offensive Coordinator; **Dean Pees**, Defensive Coordinator; **Juney Barnett**, Assistant Strength and Conditioning; **Clarence Brooks**, Defensive Line; **Randy Brown**, Kicking Consultant; **Juan Castillo**, Offensive Line; **Billy DeLorbe**, Cross Training Specialist; **Rick Dennison**, Quarterbacks; **Bobby Ingram**, Wide Receivers; **Thomas Hammock**, Running Backs; **Jay Harbaugh**, Offensive Quality Control; **Chris Hewitt**, Assistant Secondary Coach; **Don Martindale**, Inside Linebackers; **Ted Monachino**, Linebackers; **Brian Pariani**, Tight Ends; **Bob Rogucki**, Strength and Conditioning; **Steve Spagnuolo**, Secondary/Assistant Head Coach; **Craig Ver Steeg**, Senior Offensive Assistant; **Todd Washington**, Assistant Offensive Line; **Matt Weiss**, Defensive Quality Control/Linebackers Assistant

RAVENS HONOR ROLL

AP All-Pro:

OLB Elvis Dumervil (1st Team), LB C.J. Mosley (2nd Team), DT Haloti Ngata (2nd Team), G/T Marshal Yanda (1st Team)

PFWA Awards:

RB Justin Forsett (All-AFC), DT Timmy Jernigan (All-Rookie), LB C.J. Mosley (All-AFC, All-Rookie), G/T Marshal Yanda (All-NFL, All-AFC)

Sporting News All-Pro:

WR/RS Jacoby Jones (1st Team)
G/T Marshal Yanda (1st Team)

Pro Bowl: OLB Elvis Dumervil, RB Justin Forsett, LB C.J. Mosley, G/T Marshal Yanda

AFC Players of the Week:

OLB Elvis Dumervil (Week 14) - Defense
QB Joe Flacco (Week 6) - Offense
RB Justin Forsett (Week 10, Week 12) - Offense
K Justin Tucker (Week 3) - Special Teams

AFC Player of the Month:

K Justin Tucker (November) - Special Teams

FedEx Air NFL Player of the Week:

QB Joe Flacco (Week 6, Week 17)

NFL Defensive Rookie of the Month:

LB C.J. Mosley (October, December)

Ed Block Courage Award:

CB/RS Lardarius Webb

Ravens Roost Unsung Hero:

RB Justin Forsett

Ravens Roost Extra Effort:

DT Brandon Williams

USUAL STARTING LINEUPS

| | WR | LT | LG | C | RG | RT | TE | WR | QB | RB | FB |
|-----------------|----------|-----------|-------------|-----------|----------|-----------|------------|----------|-----------|------------|-------------|
| Offense: | S. Smith | E. Monroe | K. Osemele | J. Zuttah | M. Yanda | R. Wagner | O. Daniels | T. Smith | J. Flacco | J. Forsett | K. Juszczyc |
| | DT | DE | NT | SAM | MIKE | WILL | RUSH | RCB | LCB | SS | FS |
| Defense: | H. Ngata | C. Canty | B. Williams | C. Upshaw | D. Smith | C. Mosley | T. Suggs | J. Smith | L. Webb | M. Elam | D. Stewart |

RAVENS SEASON TRENDS

| | Record | | Record |
|----------------------------------|--------|---|--------|
| Record..... | 10-6 | Positive or Even Turnover Ratio..... | 7-3 |
| vs. AFC North..... | 3-3 | Negative Turnover Ratio..... | 3-3 |
| vs. AFC..... | 6-6 | Winning Penalty Ratio..... | 4-2 |
| vs. NFC..... | 4-0 | Losing Penalty Ratio..... | 6-3 |
| Home..... | 6-2 | Overtime..... | 0-0 |
| Away..... | 4-4 | With a 100-Yard Rusher..... | 4-1 |
| On Grass..... | 3-2 | Without a 100-yard Rusher..... | 6-5 |
| Artificial Turf..... | 7-4 | With a 100-Yard Receiver..... | 3-1 |
| Outdoors..... | 9-5 | Without a 100-yard Receiver..... | 7-5 |
| Indoors..... | 1-1 | With a 300-Yard Passer..... | 3-2 |
| Leading at Halftime..... | 5-1 | Without a 300-Yard Passer..... | 7-4 |
| Tied at Halftime..... | 2-0 | When Allowing a 100-Yard Rusher..... | 0-0 |
| Trailing at Halftime..... | 3-5 | When Not Allowing a 100-Yard Rusher..... | 10-6 |
| Leading After 3 Quarters..... | 8-1 | When Allowing a 100-Yard Receiver..... | 1-4 |
| Tied After 3 Quarters..... | 0-0 | When Not Allowing a 100-Yard Receiver..... | 9-2 |
| Trailing After 3 Quarters..... | 2-5 | When Allowing a 300-Yard Passer..... | 2-4 |
| Decided by 7 Points or less..... | 2-4 | When Not Allowing a 300-Yard Passer..... | 8-2 |
| Decided by 3 Points or less..... | 1-3 | When Recording 3 or more sacks..... | 7-1 |
| When Scoring First..... | 8-2 | When Holding an Opponent Under 250 Net Yards..... | 3-0 |
| When Not Scoring First..... | 2-4 | When Holding an Opponent Under 21 Points..... | 8-1 |
| | | When Holding an Opponent Under 15 Points..... | 7-0 |

2014 POSTSEASON STATISTICS

RESULTS AND ATTENDANCE

| | | | | | |
|---------------------|---|-------|----------------|--------|--|
| WON 1 LOST 1 | | | | | |
| 01/03 | W | 30-17 | at Pittsburgh | 62,780 | |
| 01/10 | L | 31-35 | at New England | 68,756 | |

TEAM STATISTICS

| | RAVENS | OPPONENT |
|--------------------------|---------------|---------------|
| TOTAL FIRST DOWNS | 47 | 51 |
| Rushing | 15 | 9 |
| Passing | 27 | 37 |
| Penalty | 5 | 5 |
| 3rd Down: Made/Att | 5/20 | 11/27 |
| 3rd Down Pct. | 25.0% | 40.7% |
| 4th Down: Made/Att | 4/4 | 2/3 |
| 4th Down Pct. | 100.0% | 66.7% |
| POSSESSION AVG. | 28:41 | 31:19 |
| TOTAL NET YARDS | 727 | 809 |
| Avg. Per Game | 363.5 | 404.5 |
| Total Plays | 128 | 138 |
| Avg. Per Play | 5.7 | 5.9 |
| NET YARDS RUSHING | 189 | 82 |
| Avg. Per Game | 94.5 | 41.0 |
| Total Rushes | 53 | 32 |
| NET YARDS PASSING | 538 | 727 |
| Avg. Per Game | 269.0 | 363.5 |
| Sacked/Yards Lost | 1/13 | 7/47 |
| Gross Yards | 551 | 774 |
| Attempts/Completions | 74/46 | 99/67 |
| Completion Pct. | 62.2% | 67.7% |
| Had Intercepted | 2 | 3 |
| PUNTS/AVERAGE | 6/41.7 | 8/38.0 |
| NET PUNTING YARDS | 6/34.2 | 8/34.9 |
| PENALTIES/YARDS | 9/79 | 15/174 |
| FUMBLES/BALL LOST | 3/1 | 4/1 |
| TOUCHDOWNS | 7 | 6 |
| Rushing | 1 | 1 |
| Passing | 6 | 5 |
| Returns | 0 | 0 |

SCORE BY PERIODS

| | 1 | 2 | 3 | 4 | OT | PTS |
|------------------|-----------|-----------|-----------|-----------|----------|-----------|
| RAVENS | 14 | 17 | 17 | 13 | 0 | 61 |
| Opponents | 10 | 13 | 14 | 15 | 0 | 52 |

SCORING

| | TD | RU | PA | RT | K/PAT | FG | S | PTS |
|------------------|----------|----------|----------|----------|------------|------------|----------|-----------|
| Tucker | 0 | 0 | 0 | 0 | 7/7 | 4/4 | 0 | 19 |
| Aiken | 1 | 0 | 1 | 0 | | | 0 | 6 |
| Daniels | 1 | 0 | 1 | 0 | | | 0 | 6 |
| Forsett | 1 | 0 | 1 | 0 | | | 0 | 6 |
| Gillmore | 1 | 0 | 1 | 0 | | | 0 | 6 |
| Pierce | 1 | 1 | 0 | 0 | | | 0 | 6 |
| T. Smith | 1 | 0 | 1 | 0 | | | 0 | 6 |
| S. Smith Sr. | 1 | 0 | 1 | 0 | | | 0 | 6 |
| RAVENS | 7 | 1 | 6 | 0 | 7/7 | 4/4 | 0 | 61 |
| Opponents | 6 | 1 | 5 | 0 | 5/5 | 3/3 | 1 | 52 |

2-PT. CONVERSIONS: RAVENS 0-0, Opponents 0-1

SACKS: Dumervil 2, Jernigan 1, Ngata 1, Upshaw 1, B. Williams 1, McPhee 0.5, Suggs 0.5, **RAVENS 7, Opponents 1**

FUM/LOST: Flacco 1/0, Forsett 1/1, Juszczyk 1/0

PASSING

| | ATT | COMP | YARDS | COMP% | YDS/ATT |
|------------------|-----------|-----------|------------|--------------|-------------|
| Flacco | 74 | 46 | 551 | 62.2% | 7.45 |
| RAVENS | 74 | 46 | 551 | 62.2% | 7.45 |
| Opponents | 99 | 67 | 774 | 67.7% | 7.82 |

RUSHING

| | NO | YDS | AVG | LG | TD |
|------------------|-----------|------------|------------|-----------|----------|
| Forsett | 40 | 169 | 4.2 | 19 | 0 |
| Flacco | 8 | 8 | 1.0 | 9 | 0 |
| Pierce | 2 | 7 | 3.5 | 5t | 1 |
| Toussaint | 2 | 5 | 2.5 | 3 | 0 |
| Campanaro | 1 | 0 | 0.0 | 0 | 0 |
| RAVENS | 53 | 189 | 3.6 | 19 | 1 |
| Opponents | 32 | 82 | 2.6 | 16 | 1 |

RECEIVING

| | NO | YDS | AVG | LG | TD |
|------------------|-----------|------------|-------------|------------|----------|
| S. Smith Sr. | 8 | 145 | 18.1 | 40 | 1 |
| Daniels | 8 | 111 | 13.9 | 23 | 1 |
| M. Brown | 6 | 48 | 8.0 | 13 | 0 |
| Juszczyk | 6 | 45 | 7.5 | 11 | 0 |
| T. Smith | 5 | 90 | 18.0 | 35 | 1 |
| Campanaro | 4 | 39 | 9.8 | 16 | 0 |
| Forsett | 3 | 24 | 8.0 | 16t | 1 |
| Gillmore | 2 | 30 | 15.0 | 21t | 1 |
| Aiken | 2 | 23 | 11.5 | 19t | 1 |
| J. Jones | 1 | 3 | 3.0 | 3 | 0 |
| Toussaint | 1 | -7 | -7.0 | -7 | 0 |
| RAVENS | 46 | 551 | 12.0 | 40 | 6 |
| Opponents | 67 | 774 | 11.6 | 51t | 5 |

INTERCEPTIONS

| | NO | YDS | AVG | LG | TD |
|------------------|----------|----------|------------|----------|----------|
| Suggs | 1 | 3 | 3.0 | 3 | 0 |
| D. Smith | 1 | 0 | 0.0 | 0 | 0 |
| Stewart | 1 | 0 | 0.0 | 0 | 0 |
| RAVENS | 3 | 3 | 1.0 | 3 | 0 |
| Opponents | 2 | 0 | 0.0 | 0 | 0 |

PUNTING

| | NO | YDS | AVG | NET | TB | IN | LG | BLK |
|------------------|----------|------------|-------------|-------------|----------|----------|-----------|----------|
| Koch | 5 | 250 | 50.0 | 34.2 | 0 | 0 | 53 | 1 |
| RAVENS | 6 | 250 | 41.7 | 34.2 | 0 | 0 | 53 | 1 |
| Opponents | 8 | 304 | 38.0 | 34.9 | 0 | 3 | 49 | 0 |

PUNT RETURNS

| | RET | FC | YDS | AVG | LG | TD |
|------------------|----------|----------|-----------|-------------|-----------|----------|
| J. Jones | 3 | 1 | 20 | 6.7 | 9 | 0 |
| Cason | 1 | 0 | 5 | 5.0 | 5 | 0 |
| Campanaro | 0 | 1 | 0 | --- | --- | 0 |
| RAVENS | 4 | 2 | 25 | 6.3 | 9 | 0 |
| Opponents | 3 | 0 | 45 | 15.0 | 19 | 0 |

KICKOFF RETURNS

| | NO | YDS | AVG | LG | TD |
|------------------|-----------|------------|-------------|-----------|----------|
| J. Jones | 11 | 265 | 24.1 | 29 | 0 |
| RAVENS | 11 | 265 | 24.1 | 29 | 0 |
| Opponents | 9 | 203 | 22.6 | 28 | 0 |

FIELD GOALS

| | 1-19 | 20-29 | 30-39 | 40-49 | 50+ |
|------------------|------------|------------|------------|------------|------------|
| Tucker | 0/0 | 2/2 | 0/0 | 1/1 | 1/1 |
| RAVENS | 0/0 | 2/2 | 0/0 | 1/1 | 1/1 |
| Opponents | 0/0 | 1/1 | 0/0 | 2/2 | 0/0 |

Tucker: (28G, 45G, 52G) (25G)

Opponents: (45G, 22G, 47G) ()

| | TD | TD% | INT | INT% | LG | SACK/LOST | RATING |
|------------------|----------|-------------|----------|-------------|------------|-------------|--------------|
| Flacco | 6 | 8.1% | 2 | 2.7% | 40 | 1/13 | 100.7 |
| RAVENS | 6 | 8.1% | 2 | 2.7% | 40 | 1/13 | 100.7 |
| Opponents | 5 | 5.1% | 3 | 3.0% | 51t | 7/47 | 95.3 |

DEFENSIVE STATISTICS

| PLAYER | TT | SOLO | AS | SACKS | YDS LOST | INT | RET. YDS | PD | FF | FR |
|-------------------|------------|-----------|-----------|----------|-----------|----------|----------|----------|----------|----------|
| Mosley, C.J. | 19 | 12 | 7 | 0 | 0 | 0 | 0 | 0 | 1 | 0 |
| Melvin, Rashaan | 18 | 15 | 3 | 0 | 0 | 0 | 0 | 0 | 0 | 0 |
| Smith, Daryl | 16 | 13 | 3 | 0 | 0 | 1 | 0 | 1 | 2 | 0 |
| Webb, Lardarius | 9 | 8 | 1 | 0 | 0 | 0 | 0 | 0 | 0 | 0 |
| Suggs, Terrell | 8 | 3 | 5 | 0.5 | 2 | 1 | 3 | 1 | 0 | 0 |
| Williams, Brandon | 7 | 5 | 2 | 1 | 9 | 0 | 0 | 0 | 0 | 0 |
| Hill, Will | 6 | 5 | 1 | 0 | 0 | 0 | 0 | 2 | 0 | 0 |
| McPhee, Pernell | 4 | 0 | 4 | 0.5 | 2 | 0 | 0 | 0 | 0 | 0 |
| Upshaw, Courtney | 4 | 3 | 1 | 1 | 7 | 0 | 0 | 0 | 0 | 0 |
| Dumervil, Elvis | 3 | 3 | 0 | 2 | 18 | 0 | 0 | 0 | 0 | 0 |
| Levine, Anthony | 3 | 3 | 0 | 0 | 0 | 0 | 0 | 0 | 0 | 0 |
| Miles, Jeromy | 3 | 2 | 1 | 0 | 0 | 0 | 0 | 0 | 0 | 0 |
| Ngata, Haloti | 3 | 1 | 2 | 1 | 3 | 0 | 0 | 1 | 0 | 0 |
| Stewart, Darian | 3 | 3 | 0 | 0 | 0 | 1 | 0 | 2 | 0 | 1 |
| Canty, Chris | 2 | 2 | 0 | 0 | 0 | 0 | 0 | 0 | 0 | 0 |
| Jernigan, Timmy | 2 | 2 | 0 | 1 | 6 | 0 | 0 | 0 | 0 | 0 |
| Cason, Antoine | 1 | 1 | 0 | 0 | 0 | 0 | 0 | 0 | 0 | 0 |
| Elam, Matt | 1 | 1 | 0 | 0 | 0 | 0 | 0 | 0 | 0 | 0 |
| Guy, Lawrence | 1 | 0 | 1 | 0 | 0 | 0 | 0 | 0 | 0 | 0 |
| Totals | 113 | 82 | 31 | 7 | 47 | 3 | 3 | 7 | 3 | 1 |

SPECIAL TEAMS STATISTICS

| PLAYER | TT | SOLO | AS | FF | FR | BK |
|-------------------|-----------|----------|-----------|----------|----------|----------|
| Juszczyk, Kyle | 4 | 0 | 4 | 0 | 0 | 0 |
| Aiken, Kamar | 3 | 2 | 1 | 0 | 0 | 0 |
| Miles, Jeromy | 3 | 2 | 1 | 1 | 0 | 0 |
| Orr, Zachary | 3 | 1 | 2 | 0 | 0 | 0 |
| Brown, Marlon | 2 | 1 | 1 | 0 | 0 | 0 |
| McClellan, Albert | 2 | 1 | 1 | 0 | 0 | 0 |
| Elam, Matt | 1 | 1 | 0 | 0 | 0 | 0 |
| Totals | 18 | 8 | 10 | 1 | 0 | 0 |

Defensive and special teams statistics reflect press box stats.

2015 STATISTICS

RESULTS AND ATTENDANCE

WON 5, LOST 11

| Date | Result | Score | Opponent | Attendance |
|-------|--------|----------|------------------|------------|
| 09/13 | L | 13-19 | at Denver | 76,798 |
| 09/20 | L | 33-37 | at Oakland | 53,500 |
| 09/27 | L | 24-28 | Cincinnati | 70,970 |
| 10/01 | W | 23-20 OT | at Pittsburgh | 63,929 |
| 10/11 | L | 30-33 OT | Cleveland | 71,046 |
| 10/18 | L | 20-25 | at San Francisco | 70,799 |
| 10/26 | L | 18-26 | at Arizona | 64,722 |
| 11/01 | W | 29-26 | San Diego | 70,829 |
| 11/15 | L | 20-22 | Jacksonville | 70,837 |
| 11/22 | W | 16-13 | St. Louis | 71,105 |
| 11/30 | W | 33-27 | at Cleveland | 64,380 |
| 12/06 | L | 13-15 | at Miami | 64,519 |
| 12/13 | L | 6-35 | Seattle | 71,179 |
| 12/20 | L | 14-34 | Kansas City | 70,791 |
| 12/27 | W | 20-17 | Pittsburgh | 71,261 |
| 01/03 | L | 16-24 | at Cincinnati | 57,254 |

TEAM STATISTICS

TOTAL FIRST DOWNS

| Category | RAVENS | OPPONENT |
|--------------------|--------|----------|
| Rushing | 89 | 80 |
| Passing | 211 | 189 |
| Penalty | 23 | 42 |
| 3rd Down: Made/Att | 85/226 | 86/216 |
| 3rd Down Pct. | 37.6 | 39.8 |
| 4th Down: Made/Att | 12/24 | 4/9 |
| 4th Down Pct. | 50.0 | 44.4 |

POSSESSION AVG.

| | |
|----------|-------|
| RAVENS | 29:58 |
| OPPONENT | 30:02 |

TOTAL NET YARDS

| | |
|----------|------|
| RAVENS | 5749 |
| OPPONENT | 5398 |

| | | |
|---------------|-------|-------|
| Avg. Per Game | 359.3 | 337.4 |
| Total Plays | 1083 | 1000 |
| Avg. Per Play | 5.3 | 5.4 |

NET YARDS RUSHING

| | |
|----------|------|
| RAVENS | 1478 |
| OPPONENT | 1661 |

| | | |
|---------------|------|-------|
| Avg. Per Game | 92.4 | 103.8 |
| Total Rushes | 383 | 418 |

NET YARDS PASSING

| | |
|----------|------|
| RAVENS | 4271 |
| OPPONENT | 3737 |

| | | |
|-------------------|--------|--------|
| Avg. Per Game | 266.9 | 233.6 |
| Sacked/Yards Lost | 24/178 | 37/220 |
| Gross Yards | 4449 | 3957 |

| | | |
|------------------|---------|---------|
| Att./Completions | 676/426 | 545/350 |
| Completion Pct. | 63.0 | 64.2 |
| Had Intercepted | 21 | 6 |

| | | |
|------------------|---------|---------|
| PUNTS/AVERAGE | 74/46.7 | 81/45.9 |
| NET PUNTING AVG. | 74/42.9 | 81/39.1 |

| | | |
|-----------------|----------|---------|
| PENALTIES/YARDS | 122/1153 | 103/748 |
|-----------------|----------|---------|

| | | |
|-------------------|------|------|
| FUMBLES/BALL LOST | 13/7 | 18/8 |
|-------------------|------|------|

| | | |
|------------|----|----|
| TOUCHDOWNS | 33 | 45 |
|------------|----|----|

| | | |
|---------|----|----|
| Rushing | 8 | 10 |
| Passing | 21 | 30 |
| Returns | 4 | 5 |

| | | |
|-----------|----|----|
| RAVENS | 33 | 45 |
| OPPONENTS | 45 | 30 |

SCORE BY PERIODS

| | 1 | 2 | 3 | 4 | OT | PTS |
|-----------|----|-----|----|-----|----|-----|
| RAVENS | 64 | 88 | 58 | 115 | 3 | 328 |
| OPPONENTS | 80 | 124 | 91 | 103 | 3 | 401 |

| | | | | | | | | |
|-----------|----|----|----|---|-------|-------|---|-----|
| RAVENS | 33 | 8 | 21 | 4 | 29/29 | 33/40 | 0 | 328 |
| OPPONENTS | 45 | 10 | 30 | 5 | 37/40 | 30/36 | 0 | 401 |

| | | | | | | | | |
|-----------|---|---|---|---|-------|-------|---|-----|
| RAVENS | 0 | 0 | 0 | 0 | 29/29 | 33/40 | 0 | 128 |
| OPPONENTS | 5 | 0 | 5 | 0 | 0 | 0 | 0 | 30 |

| | | | | | | | | |
|-----------|---|---|---|---|---|---|---|----|
| RAVENS | 4 | 0 | 4 | 0 | 0 | 0 | 0 | 24 |
| OPPONENTS | 4 | 0 | 4 | 0 | 0 | 0 | 0 | 24 |

| | | | | | | | | |
|-----------|---|---|---|---|---|---|---|----|
| RAVENS | 3 | 1 | 2 | 0 | 0 | 0 | 0 | 18 |
| OPPONENTS | 3 | 3 | 0 | 0 | 0 | 0 | 0 | 18 |

| | | | | | | | | |
|-----------|---|---|---|---|---|---|---|----|
| RAVENS | 3 | 0 | 3 | 0 | 0 | 0 | 0 | 18 |
| OPPONENTS | 3 | 0 | 3 | 0 | 0 | 0 | 0 | 18 |

| | | | | | | | | |
|-----------|---|---|---|---|---|---|---|----|
| RAVENS | 2 | 2 | 0 | 0 | 0 | 0 | 0 | 12 |
| OPPONENTS | 1 | 1 | 0 | 0 | 0 | 0 | 0 | 6 |

| | | | | | | | | |
|-----------|---|---|---|---|---|---|---|---|
| RAVENS | 1 | 0 | 0 | 1 | 0 | 0 | 0 | 6 |
| OPPONENTS | 1 | 0 | 0 | 1 | 0 | 0 | 0 | 6 |

| | | | | | | | | |
|-----------|---|---|---|---|---|---|---|---|
| RAVENS | 1 | 0 | 0 | 1 | 0 | 0 | 0 | 6 |
| OPPONENTS | 1 | 0 | 0 | 1 | 0 | 0 | 0 | 6 |

| | | | | | | | | |
|-----------|---|---|---|---|---|---|---|---|
| RAVENS | 1 | 0 | 0 | 1 | 0 | 0 | 0 | 6 |
| OPPONENTS | 1 | 0 | 0 | 1 | 0 | 0 | 0 | 6 |

| | | | | | | | | |
|-----------|---|---|---|---|---|---|---|---|
| RAVENS | 1 | 0 | 0 | 1 | 0 | 0 | 0 | 6 |
| OPPONENTS | 1 | 0 | 0 | 1 | 0 | 0 | 0 | 6 |

| | | | | | | | | |
|-----------|---|---|---|---|---|---|---|---|
| RAVENS | 1 | 0 | 0 | 1 | 0 | 0 | 0 | 6 |
| OPPONENTS | 1 | 0 | 0 | 1 | 0 | 0 | 0 | 6 |

| | | | | | | | | |
|-----------|---|---|---|---|---|---|---|---|
| RAVENS | 1 | 0 | 0 | 1 | 0 | 0 | 0 | 6 |
| OPPONENTS | 1 | 0 | 0 | 1 | 0 | 0 | 0 | 6 |

| | | | | | | | | |
|-----------|---|---|---|---|---|---|---|---|
| RAVENS | 1 | 0 | 0 | 1 | 0 | 0 | 0 | 6 |
| OPPONENTS | 1 | 0 | 0 | 1 | 0 | 0 | 0 | 6 |

| | | | | | | | | |
|-----------|---|---|---|---|---|---|---|---|
| RAVENS | 1 | 0 | 0 | 1 | 0 | 0 | 0 | 6 |
| OPPONENTS | 1 | 0 | 0 | 1 | 0 | 0 | 0 | 6 |

| | | | | | | | | |
|-----------|---|---|---|---|---|---|---|---|
| RAVENS | 1 | 0 | 0 | 1 | 0 | 0 | 0 | 6 |
| OPPONENTS | 1 | 0 | 0 | 1 | 0 | 0 | 0 | 6 |

| | | | | | | | | |
|-----------|---|---|---|---|---|---|---|---|
| RAVENS | 0 | 0 | 0 | 0 | 0 | 0 | 0 | 2 |
| OPPONENTS | 0 | 0 | 0 | 0 | 0 | 0 | 0 | 2 |

| | | | | | | | | |
|-----------|----|----|----|---|-------|-------|---|-----|
| RAVENS | 33 | 8 | 21 | 4 | 29/29 | 33/40 | 0 | 328 |
| OPPONENTS | 45 | 10 | 30 | 5 | 37/40 | 30/36 | 0 | 401 |

2-PT. CONVERSIONS: Boyle RAVENS 1-4, Opponents 2-5

FUM/LOST: Flacco 5/2, Allen 2/2, Ross 2/2, West (LG) 2/2, Aiken 1/1, Butler 1/0, Clausen (LG) 1/0, Levine 1/0, M. Williams 1/0

PASSING

| | ATT | COMP | YARDS | COMP% | YDS/ATT |
|------------|-----|------|-------|-------|---------|
| Flacco | 413 | 266 | 2791 | 64.4 | 6.76 |
| Mallett LG | 244 | 136 | 1336 | 55.7 | 5.48 |
| Mallett TM | 97 | 58 | 566 | 59.8 | 5.84 |
| Clausen LG | 125 | 72 | 739 | 57.6 | 5.91 |
| Clausen TM | 85 | 49 | 555 | 57.6 | 6.53 |
| Schaub | 80 | 52 | 540 | 65.0 | 6.75 |
| Koch | 1 | 1 | -3 | 100.0 | -3.00 |
| RAVENS | 676 | 426 | 4449 | 63.0 | 6.58 |
| Opponents | 545 | 350 | 3957 | 64.2 | 7.26 |

| | TD | TD% | INT | INT% | LG | SACK/LOST | RATING |
|------------|----|-----|-----|------|-----|-----------|--------|
| Flacco | 14 | 3.4 | 12 | 2.9 | 50t | 16/124 | 83.1 |
| Mallett LG | 5 | 2.0 | 6 | 2.5 | 48 | 6/32 | 67.9 |
| Mallett TM | 2 | 2.1 | 2 | 2.1 | 39 | 2/19 | 74.5 |
| Clausen LG | 2 | 1.6 | 4 | 3.2 | 48t | 7/38 | 66.7 |
| Clausen TM | 2 | 2.4 | 3 | 3.5 | 48t | 3/8 | 70.5 |
| Schaub | 3 | 3.8 | 4 | 5.0 | 48 | 3/27 | 76.0 |
| Koch | 0 | 0.0 | 0 | 0.0 | -3 | 0/0 | 79.2 |
| RAVENS | 21 | 3.1 | 21 | 3.1 | 50t | 24/178 | 79.4 |
| Opponents | 30 | 5.5 | 6 | 1.1 | 80t | 37/220 | 99.6 |

| | | | | | |
|------------|-----|------|------|----|----|
| Flacco | 151 | 641 | 4.2 | 33 | 2 |
| Allen | 137 | 514 | 3.8 | 44 | 1 |
| West LG | 62 | 231 | 3.7 | 17 | 0 |
| West TM | 46 | 180 | 3.9 | 17 | 0 |
| Taliaferro | 13 | 47 | 3.6 | 7t | 1 |
| Clausen LG | 11 | 36 | 3.3 | 11 | 0 |
| Clausen TM | 6 | 28 | 4.7 | 8 | 0 |
| Flacco | 13 | 23 | 1.8 | 16 | 3 |
| Givens LG | 4 | 18 | 4.5 | 24 | 0 |
| Givens TM | 3 | -6 | -2.0 | 2 | 0 |
| Campanaro | 2 | 17 | 8.5 | 9t | 1 |
| Mallett LG | 5 | 15 | 3.0 | 6t | 1 |
| Mallett TM | 1 | 4 | 4.0 | 4 | 0 |
| Schaub | 4 | 10 | 2.5 | 7 | 0 |
| Koch | 1 | 7 | 7.0 | 7 | 0 |
| Magee | 2 | 5 | 2.5 | 4 | 0 |
| Juszczyk | 2 | 3 | 1.5 | 2 | 0 |
| Levine Sr. | 1 | 3 | 3.0 | 3 | 0 |
| Ross | 1 | 2 | 2.0 | 2 | 0 |
| RAVENS | 383 | 1478 | 3.9 | 44 | 8 |
| Opponents | 418 | 1661 | 4.0 | 62 | 10 |

| | NO | YDS | AVG | LG | TD |
|--------------|-----|------|------|-----|----|
| Aiken | 75 | 944 | 12.6 | 48t | 5 |
| S. Smith Sr. | 46 | 670 | 14.6 | 50t | 3 |
| Allen | 45 | 353 | 7.8 | 41t | 2 |
| Juszczyk | 41 | 321 | 7.8 | 39 | 4 |
| Gillmore | 33 | 412 | 12.5 | 46 | 4 |
| M. Williams | 32 | 268 | 8.4 | 28 | 1 |
| Butler | 31 | 363 | 11.7 | 41 | 0 |
| Forsett | 31 | 153 | 4.9 | 32 | 0 |
| Givens LG | 20 | 353 | 17.7 | 48 | 1 |
| Givens TM | 19 | 346 | 18.2 | 48 | 1 |
| Boyle | 18 | 153 | 8.5 | 25 | 0 |
| M. Brown | 14 | 112 | 8.0 | 22 | 0 |
| Matthews LG | 13 | 151 | 11.6 | 21 | 1 |
| Matthews TM | 9 | 97 | 10.8 | 21 | 1 |
| Ross | 9 | 88 | 9.8 | 18 | 0 |
| D. Brown | 6 | 64 | 10.7 | 31 | 0 |
| Campanaro | 5 | 35 | 7.0 | 11 | 0 |
| Taliaferro | 5 | 29 | 5.8 | 11 | 0 |
| West | 4 | 21 | 5.3 | 8 | 0 |
| Waller | 2 | 18 | 9.0 | 17 | 0 |
| Magee | 1 | 2 | 2.0 | 2 | 0 |
| RAVENS | 426 | 4449 | 10.4 | 50t | 21 |
| Opponents | 350 | 3957 | 11.3 | 80t | 30 |

| | NO | YDS | AVG | NET | TB | IN | LG | BLK |
|-----------|----|------|------|------|----|----|----|-----|
| Koch | 74 | 3454 | 46.7 | 42.9 | 5 | 29 | 67 | 0 |
| RAVENS | 74 | 3454 | 46.7 | 42.9 | 5 | 29 | 67 | 0 |
| Opponents | 81 | 3715 | 45.9 | 39.1 | 5 | 24 | 70 | 1 |

| | NO | YDS | AVG | LG | TD | |
|--------------|----|-----|-----|------|-----|---|
| Clay | 23 | 3 | 244 | 10.6 | 82t | 1 |
| Ross | 10 | 5 | 109 | 10.9 | 42 | 0 |
| Campanaro | 3 | 3 | 49 | 16.3 | 21 | 0 |
| S. Smith Sr. | 2 | 1 | 32 | 16.0 | 22 | 0 |
| Webb | 2 | 3 | 16 | 8.0 | 9 | 0 |
| RAVENS | 40 | 15 | 450 | 11.3 | 82t | 1 |
| Opponents | 35 | 12 | 176 | 5.0 | 29 | 0 |

| | NO | YDS | AVG | LG | TD |
|-------------|----|-----|------|----|----|
| Clay | 15 | 371 | 24.7 | 39 | 0 |
| Ross | 7 | 205 | 29.3 | 46 | 0 |
| Mostert | 5 | 164 | 32.8 | 50 | 0 |
| Campanaro | 3 | 79 | 26.3 | 29 | 0 |
| Boyle | 1 | 10 | 10.0 | 10 | 0 |
| Juszczyk | 1 | 7 | 7.0 | 7 | 0 |
| Z. Smith | 1 | 15 | 15.0 | 15 | 0 |
| M. Williams | 1 | 6 | 6.0 | 6 | 0 |
| RAVENS | 34 | 857 | 25.2 | 50 | 0 |
| Opponents | 9 | 229 | 25.4 | 40 | 0 |

| | 1-19 | 20-29 | 30-39 | 40-49 | 50+ |
|-----------|------|-------|-------|-------|-----|
| Tucker | 0/0 | 10/10 | 9/9 | 10/11 | 4/0 |
| RAVENS | 0/0 | 10/10 | 9/9 | 10/11 | 4/0 |
| Opponents | 0/0 | 6/7 | 8/8 | 10/12 | 6/9 |

Tucker: (52G,44G)(22G,21G,37G,31G)(50N,21G)(40G,42G,52G)(51N,23G)(22G,36G,45N)(44G)(48G,29G,48G,45G,39G)(58N)(51N,25G,20G,51N,47G)(49G,35G)(38G,31G,55N)(28G,30G)(37G,50G)(28G,50G,49G)

Opponents: (57G,56G,43G,33G)(23G,46G,48G)(45G,36G,49N,41N)(43G,43G,37G,32G)(53G,31G,26G,42G)(55N,21G,21G)(42G,49G)(21G,45G,26B,53G)(52N)(31G,21G,)(1)(53G,32G)(34G)(52G)

2015 STATISTICS

DEFENSIVE STATISTICS

| PLAYER | TT | SOLO | AS | SACKS | YDS | | RET. | PD | FF | FR |
|---------------------|------------|------------|------------|-----------|------------|----------|-----------|-----------|----------|----------|
| | | | | | LOST | INT | | | | |
| Smith, Daryl | 121 | 72 | 49 | 3 | 19.5 | 1 | -1 | 3 | 0 | 0 |
| Mosley, C.J. | 115 | 75 | 40 | 4 | 18 | 0 | 0 | 7 | 1 | 1 |
| Hill III, Will | 64 | 48 | 16 | 1 | 8 | 1 | 25 | 7 | 0 | 0 |
| Lewis, Kendrick | 62 | 40 | 22 | 0 | 0 | 0 | 0 | 6 | 1 | 0 |
| Webb, Lardarius | 56 | 48 | 8 | 0 | 0 | 1 | 3 | 11 | 0 | 0 |
| Smith, Jimmy | 54 | 48 | 6 | 1 | 0 | 3* | 24 | 10 | 0 | 0 |
| Williams, Brandon | 54 | 36 | 18 | 2 | 19 | 0 | 0 | 2 | 1 | 0 |
| Upshaw, Courtney | 51 | 27 | 24 | 2 | 13 | 0 | 0 | 3 | 2 | 3 |
| Dumervil, Elvis | 48 | 29 | 19 | 6 | 33 | 0 | 0 | 1 | 1 | 2 |
| Guy, Lawrence | 46 | 29 | 17 | 4.5 | 20.5 | 0 | 0 | 1 | 0 | 0 |
| Jernigan, Timmy | 37 | 18 | 19 | 4 | 36.5 | 0 | 0 | 0 | 0 | 0 |
| Wright, Shareece | 35 | 31 | 4 | 0 | 0 | 0 | 0 | 4 | 0 | 0 |
| Smith, Za'Darius | 32 | 20 | 12 | 5.5 | 24.5 | 0 | 0 | 1 | 0 | 0 |
| Arrington, Kyle | 28 | 22 | 6 | 0 | 0 | 0 | 0 | 3 | 1 | 0 |
| Canty, Chris | 20 | 11 | 9 | 1 | 8 | 0 | 0 | 1 | 0 | 0 |
| Orr, Zachary | 17 | 14 | 3 | 1 | 8 | 0 | 0 | 1 | 0 | 0 |
| Davis, Carl | 11 | 4 | 7 | 0 | 0 | 0 | 0 | 2 | 0 | 0 |
| McClellan, Albert | 11 | 7 | 4 | 1 | 9 | 0 | 0 | 1 | 0 | 1 |
| Urban, Brent | 10 | 5 | 5 | 1 | 3 | 0 | 0 | 0 | 0 | 0 |
| Brooks, Terrence | 7 | 6 | 1 | 0 | 0 | 0 | 0 | 1 | 0 | 0 |
| Trawick, Brynden | 7 | 4 | 3 | 0 | 0 | 0 | 0 | 1 | 0 | 0 |
| Lewis-Moore, Kapron | 3 | 3 | 0 | 0 | 0 | 0 | 0 | 0 | 0 | 0 |
| Davis, Will | 1 | 1 | 0 | 0 | 0 | 0 | 0 | 1 | 0 | 0 |
| Levine Sr., Anthony | 1 | 1 | 0 | 0 | 0 | 0 | 0 | 0 | 0 | 0 |
| Melvin, Rashaan | 1 | 1 | 0 | 0 | 0 | 0 | 0 | 0 | 0 | 0 |
| Rolle, Jumal | 1 | 1 | 0 | 0 | 0 | 0 | 0 | 0 | 0 | 0 |
| Walker, Tray | 1 | 1 | 0 | 0 | 0 | 0 | 0 | 0 | 0 | 0 |
| Team | 1 | 1 | 0 | 0 | 0 | 0 | 0 | 0 | 0 | 0 |
| Totals | 895 | 603 | 292 | 37 | 220 | 6 | 51 | 67 | 7 | 7 |

*Jimmy Smith returned an INT 24 yards for a TD at Den. (9/13)

| INTERCEPTIONS | NO | YDS | AVG | LG | TD |
|------------------|-----------|------------|-------------|------------|----------|
| J. Smith | 3 | 24 | 8.0 | 24t | 1 |
| Hill III | 1 | 25 | 25.0 | 25 | 0 |
| Webb | 1 | 3 | 3.0 | 3 | 0 |
| D. Smith | 1 | -1 | -1.0 | -1 | 0 |
| RAVENS | 6 | 51 | 8.5 | 25 | 1 |
| Opponents | 21 | 340 | 16.2 | 90t | 4 |

SACKS: Dumervil 6, Z. Smith 5.5, Guy 4.5, Jernigan 4, Mosley 4, D. Smith 3, Upshaw 2, B. Williams 2, Canty 1, Hill 1, McClellan 1, Orr 1, J. Smith 1, Urban 1 **RAVENS 37, Opponents 24**

SPECIAL TEAMS STATISTICS

| PLAYER | TT | SOLO | AS | FF | FR | BK |
|---------------------|-----------|-----------|----------|----------|----------|----------|
| Trawick, Brynden | 9 | 9 | 0 | 0 | 0 | 0 |
| Levine Sr., Anthony | 6 | 6 | 0 | 1 | 0 | 0 |
| McClellan, Albert | 6 | 6 | 0 | 0 | 0 | 0 |
| Orr, Zachary | 5 | 5 | 0 | 0 | 0 | 0 |
| Waller, Darren | 3 | 3 | 0 | 0 | 0 | 0 |
| Brown, Arthur | 2 | 2 | 0 | 0 | 0 | 0 |
| Brooks, Terrence | 1 | 1 | 0 | 0 | 0 | 0 |
| Brown, Marlon | 1 | 1 | 0 | 0 | 0 | 0 |
| Jackson, Asa | 1 | 1 | 0 | 0 | 0 | 2 |
| Juszczyk, Kyle | 1 | 1 | 0 | 0 | 0 | 0 |
| Koch, Sam | 1 | 1 | 0 | 0 | 0 | 0 |
| Lewis, Kendrick | 1 | 1 | 0 | 0 | 0 | 0 |
| Matthews, Chris | 1 | 1 | 0 | 0 | 0 | 0 |
| Mosley, C.J. | 1 | 1 | 0 | 0 | 0 | 0 |
| Mostert, Raheem | 1 | 1 | 0 | 0 | 0 | 0 |
| Ross, Jeremy | 1 | 1 | 0 | 0 | 0 | 0 |
| Taliaferro, Lorenzo | 1 | 1 | 0 | 0 | 0 | 0 |
| Tucker, Justin | 1 | 1 | 0 | 0 | 0 | 0 |
| Walker, Tray | 1 | 1 | 0 | 0 | 0 | 0 |
| Guy, Lawrence | 0 | 0 | 0 | 0 | 0 | 1 |
| Smith, Za'Darius | 0 | 0 | 0 | 0 | 0 | 1 |
| Urban, Brent | 0 | 0 | 0 | 0 | 0 | 1 |
| Totals | 44 | 44 | 0 | 1 | 0 | 5 |

Defensive and special teams statistics reflect press box stats.

RAVENS COACHES

John Harbaugh, Head Coach; **Jerry Rosburg**, Special Teams Coordinator/Associate Head Coach; **Dean Pees**, Defensive Coordinator; **Marc Trestman**, Offensive Coordinator; **Richard Angulo**, Tight Ends; **Juney Barnett**, Asst. Strength and Conditioning; **Andy Bischoff**, Offensive Quality Control; **Clarence Brooks**, Defensive Line; **Randy Brown**, Kicking Consultant; **Juan Castillo**, Offensive Line; **Scott Cohen**, Coaching Consultant; **John Egorugwu**, Staff Assistant – Defense; **Bobby Engram**, Wide Receivers; **Thomas Hammock**, Running Backs; **Chris Hewitt**, Defensive Backs; **Chris Horton**, Staff Asst. – Special Teams; **Mike Macdonald**, Defensive Asst.; **Don Martindale**, Inside Linebackers; **Megan McLaughlin**, Football Information Mgr.; **Ted Monachino**, Linebackers; **Marty Mornhinweg**, Quarterbacks; **Torrey Myers**, Staff Asst. – Offense; **Dan Parsons**, Asst. to the Head Coach; **Bob Rogucki**, Strength and Conditioning; **Eugene Shen**, Director of Coaching Analytics; **Martin Streight**, Staff Asst. - Strength and Conditioning; **Lonnie Teasley**, Staff Asst. – Offense/Strength and Conditioning; **Craig Ver Steeg**, Senior Offensive Asst.; **Todd Washington**, Asst. Offensive Line; **Matt Weiss**, Cornerbacks; **Drew Wilkins**, Defensive Coaching Asst.

RAVENS HONOR ROLL

AP All-Pro:

P Sam Koch (2nd Team), G/T Marshal Yanda (1st Team)

PFWA Awards:

P Sam Koch (All-AFC). G/T Marshal Yanda (All-NFL, All-AFC)

Sporting News All-Pro:

G/T Marshal Yanda

Pro Bowl:

LS Morgan Cox, LB Elvis Dumervil, P Sam Koch, G Marshal Yanda

AFC Players of the Week:

S Will Hill III (Week 12) - Special Teams
K Justin Tucker (Week 4, Week 8) - Special Teams

AFC Player of the Month:

K Justin Tucker (November) - Special Teams

Ed Block Courage Award:

TE Dennis Pitta

Ravens Roost Unsung Hero & Extra Effort:

P Sam Koch

Team MVP (Baltimore Media):

G/T Marshal Yanda

USUAL STARTING LINEUPS

| | | | | | | | | | | | |
|-----------------|--------------------------|---------------------------------|--------------------------|-------------------------|-------------------------|--------------------------|----------------------------|------------------------|------------------------|--------------------------|--------------------------|
| Offense: | WR S. Smith | LT E. Monroe/J. Hurst | LG K. Osemele | C J. Zuttah | RG M. Yanda | RT R. Wagner | TE C. Gillmore | WR K. Aiken | QB J. Flacco | RB J. Forsett | FB K. Juszczyk |
| Defense: | DT T. Jernigan | DE C. Canty | NT B. Williams | SAM C. Upshaw | MIKE D. Smith | WILL C. Mosley | RUSH E. Dumervil | RCB J. Smith | LCB L. Webb | SS W. Hill III | FS K. Lewis |

RAVENS SEASON TRENDS

| | Record | | Record |
|-----------------------------|--------|--|--------|
| Record | 5-11 | Positive or Even Turnover Ratio | 3-2 |
| vs. AFC North | 3-3 | Negative Turnover Ratio | 2-9 |
| vs. AFC | 4-8 | Winning Penalty Ratio | 1-4 |
| vs. NFC | 1-3 | Losing Penalty Ratio | 3-6 |
| Home | 3-5 | Overtime | 1-1 |
| Away | 2-6 | With a 100-Yard Rusher | 1-1 |
| On Grass | 2-5 | Without a 100-yard Rusher | 4-10 |
| Artificial Turf | 3-6 | With a 100-Yard Receiver | 1-5 |
| Outdoors | 5-10 | Without a 100-yard Receiver | 4-6 |
| Indoors | 0-1 | With a 300-Yard Passer | 1-5 |
| Leading at Halftime | 2-3 | Without a 300-Yard Passer | 4-6 |
| Tied at Halftime | 0-1 | When Allowing a 100-Yard Rusher | 2-2 |
| Trailing at Halftime | 3-7 | When Not Allowing a 100-Yard Rusher | 3-9 |
| Leading After 3 Quarters | 2-2 | When Allowing a 100-Yard Receiver | 0-5 |
| Tied After 3 Quarters | 0-0 | When Not Allowing a 100-Yard Receiver | 5-6 |
| Trailing After 3 Quarters | 3-9 | When Allowing a 300-Yard Passer | 1-4 |
| Decided by 7 Points or less | 5-7 | When Not Allowing a 300-Yard Passer | 4-7 |
| Decided by 3 Points or less | 4-3 | When Recording 3 or more sacks | 2-6 |
| When Scoring First | 3-3 | When Holding an Opponent Under 250 Net Yards | 1-2 |
| When Not Scoring First | 2-8 | When Holding an Opponent Under 21 Points | 3-2 |
| | | When Holding an Opponent Under 15 Points | 1-1 |

2016 STATISTICS

RESULTS AND ATTENDANCE

WON 8, LOST 8

| Date | Result | Score | Opponent | Attendance |
|-------|--------|-------|-----------------|------------|
| 09/11 | W | 13-7 | Buffalo | 71,104 |
| 09/18 | W | 25-20 | at Cleveland | 67,431 |
| 09/25 | W | 19-17 | at Jacksonville | 60,127 |
| 10/02 | L | 27-28 | Oakland | 71,152 |
| 10/09 | L | 10-16 | Washington | 71,318 |
| 10/16 | L | 23-27 | at NY Giants | 78,487 |
| 10/23 | L | 16-24 | at NY Jets | 78,160 |
| 11/06 | W | 21-14 | Pittsburgh | 71,286 |
| 11/10 | W | 28-7 | Cleveland | 70,921 |
| 11/20 | L | 17-27 | at Dallas | 93,056 |
| 11/27 | W | 19-14 | Cincinnati | 70,903 |
| 12/04 | W | 38-6 | Miami | 70,916 |
| 12/12 | L | 23-30 | at New England | 66,829 |
| 12/18 | W | 27-26 | Philadelphia | 71,223 |
| 12/25 | L | 27-31 | at Pittsburgh | 66,276 |
| 01/01 | L | 10-27 | at Cincinnati | 54,944 |

TEAM STATISTICS

TOTAL FIRST DOWNS

| Category | RAVENS | OPPONENT |
|--------------------|--------|----------|
| Rushing | 79 | 74 |
| Passing | 205 | 190 |
| Penalty | 32 | 30 |
| 3rd Down: Made/Att | 86/233 | 75/214 |
| 3rd Down Pct. | 36.9 | 35.0 |
| 4th Down: Made/Att | 8/19 | 11/16 |
| 4th Down Pct. | 42.1 | 68.8 |

POSSESSION AVG.

| | | |
|--------|-------|-------|
| RAVENS | 30:46 | 29:14 |
|--------|-------|-------|

TOTAL NET YARDS

| | | |
|--------|------|------|
| RAVENS | 5563 | 5154 |
|--------|------|------|

| | | |
|---------------|-------|-------|
| Avg. Per Game | 347.7 | 322.1 |
| Total Plays | 1079 | 993 |
| Avg. Per Play | 5.2 | 5.2 |

NET YARDS RUSHING

| | | |
|--------|------|------|
| RAVENS | 1463 | 1430 |
|--------|------|------|

| | | |
|---------------|------|------|
| Avg. Per Game | 91.4 | 89.4 |
| Total Rushes | 367 | 384 |

NET YARDS PASSING

| | | |
|--------|------|------|
| RAVENS | 4100 | 3724 |
|--------|------|------|

| | | |
|-------------------|--------|--------|
| Avg. Per Game | 256.3 | 232.8 |
| Sacked/Yards Lost | 33/243 | 31/223 |
| Gross Yards | 4343 | 3947 |

| | | |
|------------------|---------|---------|
| Att./Completions | 679/439 | 578/369 |
| Completion Pct. | 64.7 | 63.8 |
| Had Intercepted | 16 | 18 |

PUNTS/AVERAGE

| | | |
|--------|---------|---------|
| RAVENS | 80/45.8 | 91/44.9 |
|--------|---------|---------|

NET PUNTING AVG.

| | | |
|--------|---------|---------|
| RAVENS | 80/39.9 | 91/40.5 |
|--------|---------|---------|

PENALTIES/YARDS

| | | |
|--------|----------|--------|
| RAVENS | 125/1111 | 95/900 |
|--------|----------|--------|

FUMBLES/BALL LOST

| | | |
|--------|------|-------|
| RAVENS | 19/7 | 26/10 |
|--------|------|-------|

TOUCHDOWNS

| | | |
|---------|----|----|
| Rushing | 32 | 39 |
| Passing | 10 | 10 |
| Returns | 20 | 28 |
| | 2 | 1 |

SCORE BY PERIODS

| | 1 | 2 | 3 | 4 | OT | PTS |
|-----------|----|----|----|-----|----|-----|
| RAVENS | 93 | 82 | 62 | 106 | 0 | 343 |
| Opponents | 73 | 79 | 60 | 109 | 0 | 321 |

SCORING

| Player | TD | RU | PA | RT | K/PAT | FG | S | PTS |
|-----------|----|----|----|----|-------|-------|---|-----|
| Tucker | 0 | 0 | 0 | 0 | 27/27 | 38/39 | 0 | 141 |
| West | 6 | 5 | 1 | 0 | 0 | 0 | 0 | 36 |
| S. Smith | 5 | 0 | 5 | 0 | 0 | 0 | 0 | 34 |
| Wallace | 4 | 0 | 4 | 0 | 0 | 0 | 0 | 26 |
| Dixon | 3 | 2 | 1 | 0 | 0 | 0 | 0 | 18 |
| Perriman | 3 | 0 | 3 | 0 | 0 | 0 | 0 | 18 |
| Flacco | 2 | 2 | 0 | 0 | 0 | 0 | 0 | 12 |
| Moore | 2 | 0 | 0 | 2 | 0 | 0 | 0 | 12 |
| Pitta | 2 | 0 | 2 | 0 | 0 | 0 | 0 | 12 |
| Waller | 2 | 0 | 2 | 0 | 0 | 0 | 0 | 12 |
| Aiken | 1 | 0 | 1 | 0 | 0 | 0 | 0 | 6 |
| Gillmore | 1 | 0 | 1 | 0 | 0 | 0 | 0 | 6 |
| Juszczyk | 1 | 1 | 0 | 1 | 0 | 0 | 0 | 6 |
| Young | 0 | 0 | 0 | 0 | 0 | 0 | 0 | 2 |
| RAVENS | 32 | 10 | 20 | 2 | 27/27 | 38/39 | 0 | 343 |
| Opponents | 39 | 10 | 28 | 1 | 33/36 | 16/22 | 2 | 321 |

2-PT. CONVERSIONS: S. Smith 2, Juszczyk, Wallace RAVENS 4-5, Opponents 1-3

FUM/LOST: Flacco 5/3, Hester 5/1, West 2/0, Cox 1/0, Dixon 1/0, Jernigan 1/1, Moore 1/0, Mosley 1/1, Pitta 1/1, Wallace 1/0

SACKS: Suggs 8, Jernigan 5, Judon 4, Dumervil 3, Pierce 2, Urban 2, Guy 1, McClellan 1, Powers 1, Z. Smith 1, Webb 1, Weddle 1, B. Williams 1, TEAM 31, Opponents 33

PASSING

| Player | ATT | COMP | YARDS | COMP% | YDS/ATT | TD | TD% | INT | INT% | LG | SACK/LOST | RATING |
|-----------|-----|------|-------|-------|---------|----|-----|-----|------|-----|-----------|--------|
| Flacco | 672 | 436 | 4317 | 64.9 | 6.42 | 20 | 3.0 | 15 | 2.2 | 95t | 33/243 | 83.5 |
| Mallett | 6 | 3 | 26 | 50.0 | 4.33 | 0 | 0.0 | 1 | 16.7 | 12 | 0/0 | 22.2 |
| Tucker | 1 | 0 | 0 | 0.0 | 0.00 | 0 | 0.0 | 0 | 0.0 | 0 | 0/0 | 39.6 |
| RAVENS | 679 | 439 | 4343 | 64.7 | 6.40 | 20 | 2.9 | 16 | 2.4 | 95t | 33/243 | 82.6 |
| Opponents | 578 | 369 | 3947 | 63.8 | 6.83 | 28 | 4.8 | 18 | 3.1 | 79t | 31/223 | 86.9 |

RUSHING

| Player | NO | YDS | AVG | LG | TD |
|------------|-----|------|-------|-----|----|
| West | 193 | 774 | 4.0 | 41 | 5 |
| Dixon | 88 | 382 | 4.3 | 20 | 2 |
| Forsett | 31 | 98 | 3.2 | 11 | 0 |
| Campanaro | 3 | 72 | 24.0 | 39 | 0 |
| Flacco | 21 | 58 | 2.8 | 16 | 2 |
| Allen | 9 | 34 | 3.8 | 7 | 0 |
| Wallace | 5 | 31 | 6.2 | 13 | 0 |
| Juszczyk | 5 | 22 | 4.4 | 10t | 1 |
| Moore | 3 | 19 | 6.3 | 10 | 0 |
| Perriman | 1 | 2 | 2.0 | 2 | 0 |
| Taliaferro | 1 | 0 | 0.0 | 0 | 0 |
| Mallett | 5 | -6 | -1.2 | -1 | 0 |
| Koch | 2 | -23 | -11.5 | 0 | 0 |
| RAVENS | 367 | 1463 | 4.0 | 41 | 10 |
| Opponents | 384 | 1430 | 3.7 | 85t | 10 |

RECEIVING

| Player | NO | YDS | AVG | LG | TD |
|------------|-----|------|------|-----|----|
| Pitta | 86 | 729 | 8.5 | 30 | 2 |
| Wallace | 72 | 1017 | 14.1 | 95t | 4 |
| S. Smith | 70 | 799 | 11.4 | 52t | 5 |
| Juszczyk | 37 | 266 | 7.2 | 40 | 0 |
| West | 34 | 236 | 6.9 | 17 | 1 |
| Perriman | 33 | 499 | 15.1 | 53t | 3 |
| Dixon | 30 | 162 | 5.4 | 16 | 1 |
| Aiken | 29 | 328 | 11.3 | 29 | 1 |
| Forsett | 11 | 36 | 3.3 | 10 | 0 |
| Waller | 10 | 85 | 8.5 | 15 | 2 |
| Gillmore | 8 | 71 | 8.9 | 22 | 1 |
| Moore | 7 | 46 | 6.6 | 13 | 0 |
| Boyle | 6 | 44 | 7.3 | 20 | 0 |
| Allen | 3 | 15 | 5.0 | 8 | 0 |
| Taliaferro | 3 | 10 | 3.3 | 8 | 0 |
| D. Brown | 6 | 64 | 10.7 | 31 | 0 |
| Campanaro | 5 | 35 | 7.0 | 11 | 0 |
| Taliaferro | 5 | 29 | 5.8 | 11 | 0 |
| RAVENS | 439 | 4343 | 9.9 | 95t | 20 |
| Opponents | 369 | 3947 | 10.7 | 79t | 28 |

INTERCEPTIONS

| Player | NO | YDS | AVG | LG | TD |
|--------------|----|-----|------|----|----|
| Weddle | 4 | 92 | 23.0 | 53 | 0 |
| Mosley | 4 | 40 | 10.0 | 28 | 0 |
| Orr | 3 | 23 | 7.7 | 14 | 0 |
| Young | 2 | 22 | 11.0 | 16 | 0 |
| Powers | 2 | 1 | 0.5 | 1 | 0 |
| Lewis-Harris | 1 | 11 | 11.0 | 11 | 0 |
| W. Davis | 1 | 0 | 0.0 | 0 | 0 |
| Jernigan | 1 | 0 | 0.0 | 0 | 0 |
| Webb | 1 | 0 | 0.0 | 0 | 0 |
| RAVENS | 18 | 178 | 9.9 | 53 | 0 |
| Opponents | 16 | 169 | 10.6 | 51 | 0 |

PUNTING

| Player | NO | YDS | AVG | NET | TB | IN | LG | BLK |
|-----------|----|------|------|------|----|----|----|-----|
| Koch | 80 | 3665 | 45.8 | 39.9 | 5 | 37 | 68 | 0 |
| RAVENS | 80 | 3665 | 45.8 | 39.9 | 5 | 37 | 68 | 0 |
| Opponents | 91 | 4089 | 44.9 | 40.5 | 8 | 31 | 63 | 1 |

PUNT RETURNS

| Player | RET | FC | YDS | AVG | LG | TD |
|-----------|-----|----|-----|------|-----|----|
| Hester | 25 | 15 | 180 | 7.2 | 28 | 0 |
| Campanaro | 5 | 3 | 63 | 12.6 | 17 | 0 |
| Webb | 2 | 3 | 3 | 1.5 | 3 | 0 |
| RAVENS | 32 | 21 | 246 | 7.7 | 28 | 0 |
| Opponents | 33 | 14 | 375 | 11.4 | 85t | 0 |

KICKOFF RETURNS

| Player | NO | YDS | AVG | LG | TD |
|-----------|----|-----|------|----|----|
| Hester | 19 | 466 | 24.5 | 60 | 0 |
| Moore | 7 | 162 | 23.1 | 34 | 0 |
| Webb | 1 | 8 | 8.0 | 8 | 0 |
| Boyle | 1 | 0 | 0.0 | 0 | 0 |
| RAVENS | 28 | 636 | 22.7 | 60 | 0 |
| Opponents | 27 | 559 | 20.7 | 45 | 0 |

FIELD GOALS

| Player | 1-19 | 20-29 | 30-39 | 40-49 | 50+ |
|-----------|------|-------|-------|-------|-------|
| Tucker | 0/0 | 4/4 | 10/11 | 14/14 | 10/10 |
| RAVENS | 0/0 | 4/4 | 10/11 | 14/14 | 10/10 |
| Opponents | 0/0 | 9/9 | 5/5 | 2/4 | 0/4 |

Tucker: (50G,37G)(52G,49G,41G)(43G,42G,37G,53G)(24G,43G)(31G)(23G,39G,35G)(50G,49G,44G)(49G,42G)(25G,40G)(46G)(52G,57G,54G,36G)(55G)(34B,50G,38G,37G)(53G,47G)(41G,38G,46G,23G)(30G)

Opponents: (49N)(52N)(49G,52B)(56N,27G)(21G,31G)(22G,51B)(30G,21G)(23G,36G)(46N)(45G,34G,27G,29G)(36G)(23G,24G)

2016 STATISTICS

DEFENSIVE STATISTICS

| PLAYER | TT | SOLO | AS | SACKS | YDS LOST | INT | RET. YDS | PD | FF | FR |
|---------------------|------------|------------|------------|-----------|-------------|-----------|-------------|-----------|-----------|----------|
| Orr, Zach | 130 | 89 | 41 | 0 | 0 | 3 | 23 | 5 | 1 | 2 |
| Mosley, C.J. | 92 | 56 | 36 | 0 | 0 | 4 | 40 | 8 | 1 | 0 |
| Weddle, Eric | 89 | 48 | 41 | 1 | 5 | 4 | 92 | 13 | 1 | 0 |
| Webb, Lardarius | 73 | 59 | 14 | 1 | 10 | 1 | 0 | 5 | 0 | 0 |
| McClellan, Albert | 52 | 31 | 21 | 1 | 2 | 0 | 0 | 0 | 0 | 0 |
| Williams, Brandon | 51 | 34 | 17 | 1 | 3 | 0 | 0 | 1 | 0 | 0 |
| Wright, Shareece | 50 | 42 | 8 | 0 | 0 | 0 | 0 | 6 | 0 | 0 |
| Young, Tavon | 50 | 41 | 9 | 0 | 0 | 2 | 22 | 8 | 0 | 1 |
| Pierce, Michael | 35 | 19 | 16 | 2 | 9 | 0 | 0 | 1 | 0 | 0 |
| Suggs, Terrell | 35 | 28 | 7 | 8 | 62 | 0 | 0 | 4 | 3 | 0 |
| Powers, Jerraud | 33 | 26 | 7 | 1 | 11 | 2 | 1 | 5 | 0 | 0 |
| Smith, Jimmy | 32 | 29 | 3 | 0 | 0 | 0 | 0 | 4 | 0 | 0 |
| Jernigan, Timmy | 31 | 16 | 15 | 5 | 36 | 1 | 0 | 3 | 0 | 1 |
| Guy, Lawrence | 28 | 14 | 14 | 1 | 9 | 0 | 0 | 0 | 1 | 1 |
| Judon, Matthew | 27 | 12 | 15 | 4 | 34 | 0 | 0 | 2 | 0 | 1 |
| Smith, Za'Darius | 20 | 10 | 10 | 1 | 9 | 0 | 0 | 1 | 1 | 0 |
| Dumervil, Elvis | 11 | 9 | 2 | 3 | 24 | 0 | 0 | 0 | 2 | 1 |
| Onwuasor, Patrick | 10 | 1 | 9 | 0 | 0 | 0 | 0 | 0 | 0 | 0 |
| Urban, Brent | 10 | 7 | 3 | 2 | 9 | 0 | 0 | 2 | 0 | 0 |
| Levine Sr., Anthony | 7 | 4 | 3 | 0 | 0 | 0 | 0 | 1 | 0 | 0 |
| Davis, Will | 4 | 1 | 3 | 0 | 0 | 1 | 0 | 1 | 0 | 0 |
| Beyer, Brennen | 3 | 2 | 1 | 0 | 0 | 0 | 0 | 0 | 0 | 0 |
| Correa, Kamalei | 3 | 2 | 1 | 0 | 0 | 0 | 0 | 1 | 1 | 0 |
| Lewis-Harris, Chris | 1 | 0 | 1 | 0 | 0 | 0 | 0 | 0 | 0 | 0 |
| Lewis, Kendrick | 1 | 1 | 0 | 0 | 0 | 0 | 0 | 0 | 0 | 0 |
| Elam, Matt | 1 | 1 | 0 | 0 | 0 | 0 | 0 | 0 | 0 | 0 |
| Moore, Chris | 0 | 0 | 0 | 0 | 0 | 0 | 0 | 0 | 0 | *1 |
| Totals | 879 | 582 | 297 | 31 | 223 | 18 | 178 | 71 | 11 | 8 |

*Chris Moore recovered a muffed snap on a punt for a TD at NYJ (10/23)

SPECIAL TEAMS STATISTICS

| PLAYER | TT | SOLO | AS | FF | FR | BK |
|---------------------|-----------|-----------|----------|----------|----------|----------|
| Onwuasor, Patrick | 10 | 8 | 2 | 1 | 0 | 0 |
| Waller, Darren | 6 | 6 | 0 | 0 | 0 | 0 |
| Lewis, Kendrick | 5 | 5 | 0 | 1 | 0 | 0 |
| Juszczyk, Kyle | 4 | 3 | 1 | 0 | 0 | 0 |
| Levine Sr., Anthony | 4 | 3 | 1 | 0 | 0 | 0 |
| Moore, Chris | 4 | 3 | 1 | 0 | 1 | 0 |
| Elam, Matt | 3 | 3 | 0 | 0 | 0 | 0 |
| Huff, Marqueston | 3 | 3 | 0 | 0 | 1 | 0 |
| McClellan, Albert | 3 | 3 | 0 | 0 | 0 | 0 |
| Orr, Zach | 3 | 3 | 0 | 0 | 0 | 0 |
| Young, Tavon | 3 | 3 | 0 | 0 | 0 | 0 |
| Aiken, Kamar | 2 | 2 | 0 | 0 | 0 | 0 |
| Boyle, Nick | 2 | 2 | 0 | 0 | 0 | 0 |
| Canady, Maurice | 2 | 2 | 0 | 0 | 0 | 0 |
| Carter, Chris | 2 | 2 | 0 | 0 | 0 | 0 |
| Wright, Shareece | 2 | 2 | 0 | 0 | 1 | 0 |
| Correa, Kamalei | 1 | 1 | 0 | 0 | 0 | 0 |
| Cox, Morgan | 1 | 1 | 0 | 0 | 0 | 0 |
| Hester Sr., Devin | 1 | 1 | 0 | 0 | 0 | 0 |
| Koch, Sam | 1 | 1 | 0 | 0 | 0 | 0 |
| Williams, Maxx | 1 | 1 | 0 | 0 | 0 | 0 |
| Allen, Javorius | 0 | 0 | 0 | 0 | 0 | 1 |
| Guy, Lawrence | 0 | 0 | 0 | 0 | 0 | 1 |
| Urban, Brent | 0 | 0 | 0 | 0 | 0 | 1 |
| Williams, Brandon | 0 | 0 | 0 | 0 | 0 | 1 |
| Totals | 63 | 58 | 5 | 2 | 3 | 4 |

Defense and special teams statistics reflect press box stats.

RAVENS COACHES

John Harbaugh, Head Coach; **Jerry Rosburg**, Special Teams Coordinator/Associate Head Coach; **Marty Mornhinweg**, Offensive Coordinator; **Dean Pees**, Defensive Coordinator; **Richard Angulo**, Tight Ends; **Juney Barnett**, Assistant Strength & Conditioning; **Andy Bischoff**, Offensive Assistant; **Randy Brown**, Kicking Consultant; **Juan Castillo**, Offensive Line; **Scott Cohen**, Coaching Consultant; **John Egorugwu**, Staff Assistant-Defense; **Joe Cullen**, Defensive Line; **Bobby Engram**, Wide Receivers; **Leslie Frazier**, Secondary; **Thomas Hammock**, Running Backs; **Chris Hewitt**, Defensive Backs; **Chris Horton**, Assistant Special Teams; **Mike Macdonald**, Defensive Assistant; **Don Martindale**, Linebackers; **Megan McLaughlin**, Executive Assistant/Football Information Manager; **Torrey Myers**, Staff Assistant-Offense; **Dan Parsons**, Assistant to the Head Coach; **Bob Rogucki**, Strength and Conditioning; **Eugene Shen**, Director of Coaching Analytics; **Steve Saunders**, Director of Performance & Recovery; **Martin Streight**, Staff Assistant-Strength and Conditioning; **Lonnie Teasley**, Staff Assistant-Offense/Strength and Conditioning; **Craig Ver Steeg**, Senior Offensive Assistant; **Todd Washington**, Assistant Offensive Line; **Matt Weiss**, Offensive Assistant; **Drew Wilkins**, Defensive Coaching Assistant

INTERCEPTIONS

| | NO | YDS | AVG | LG | TD |
|------------------|-----------|------------|-------------|-----------|----------|
| Weddle | 4 | 92 | 23.0 | 53 | 0 |
| Mosley | 4 | 40 | 10.0 | 28 | 0 |
| Orr | 3 | 23 | 7.7 | 14 | 0 |
| Young | 2 | 22 | 11.0 | 16 | 0 |
| Powers | 2 | 1 | 0.5 | 1 | 0 |
| Lewis-Harris LG | 1 | 11 | 11.0 | 11 | 0 |
| W. Davis | 1 | 0 | 0.0 | 0 | 0 |
| Jernigan | 1 | 0 | 0.0 | 0 | 0 |
| Webb | 1 | 0 | 0.0 | 0 | 0 |
| RAVENS | 18 | 178 | 9.9 | 53 | 0 |
| Opponents | 16 | 169 | 10.6 | 51 | 0 |

RAVENS HONOR ROLL

AP All-Pro:

K Justin Tucker (1st Team)
ILB Zachary Orr (2nd Team)
G Marshal Yanda (2nd Team)

PFWA Awards:

K Justin Tucker (All-NFL)

Sporting News All-Pro:

G Marshal Yanda; K Justin Tucker

Pro Bowl:

LS Morgan Cox, FB Kyle Juszczyk, ILB C.J. Mosley, K Justin Tucker, S Eric Weddle, G Marshal Yanda, C Jeremy Zuttah

AFC Players of the Week:

DE Lawrence Guy (Week 2) - Special Teams
K Justin Tucker (Week 12) - Special Teams

AFC Player of the Month:

K Justin Tucker (September) - Special Teams

FedEx Air Player of the Week:

QB Joe Flacco

Ed Block Courage Award:

S Matt Elam

Ravens Roost Unsung Hero:

LB Zachary Orr

Ravens Roost Extra Effort:

K Justin Tucker

Team MVP (Baltimore Media):

K Justin Tucker

USUAL STARTING LINEUPS

| Offense: | WR | LT | LG | C | RG | RT | TE | WR | QB | RB | FB |
|----------|-------------|---------|-------------|--------------|------------|-----------|----------|--------------|-----------|-----------|-------------|
| | Wallace | Stanley | M. Yanda | J. Zuttah | V. Ducasse | R. Wagner | D. Pitta | S. Smith Sr. | J. Flacco | T. West | K. Juszczyk |
| Defense: | DT | DE | NT | SAM | MIKE | WILL | RUSH | RCB | LCB | SS | FS |
| | T. Jernigan | L. Guy | B. Williams | A. McClellan | C. Mosley | C. Mosley | T. Suggs | J. Smith | T. Young | E. Weddle | L. Webb |

RAVENS SEASON TRENDS

| | Record | Record |
|--|--------|--------|
| Record | 8-8 | 6-6 |
| vs. AFC North | 4-2 | 2-2 |
| vs. AFC | 7-5 | 3-1 |
| vs. NFC | 1-3 | 4-6 |
| Home | 6-2 | 0-0 |
| Away | 2-6 | 0-1 |
| On Grass | 8-3 | 8-7 |
| Artificial Turf | 0-5 | 2-2 |
| Outdoors | 8-7 | 6-6 |
| Indoors | 0-1 | 2-2 |
| Leading at Halftime | 7-3 | 6-6 |
| Tied at Halftime | 0-1 | 2-3 |
| Trailing at Halftime | 1-4 | 6-5 |
| Leading After 3 Quarters | 7-1 | 2-2 |
| Tied After 3 Quarters | 0-0 | 6-6 |
| Trailing After 3 Quarters | 1-7 | 0-3 |
| Decided by 7 Points or less | 6-5 | 8-5 |
| Decided by 3 Points or less | 2-1 | 4-1 |
| When Scoring First | 7-4 | 3-0 |
| When Not Scoring First | 1-4 | 7-1 |
| Positive or Even Turnover Ratio | | 5-0 |
| Negative Turnover Ratio | | |
| Winning Penalty Ratio | | |
| Losing Penalty Ratio | | |
| Overtime | | |
| With a 100-Yard Rusher | | |
| Without a 100-Yard Rusher | | |
| With a 100-Yard Receiver | | |
| Without a 100-Yard Receiver | | |
| With a 300-Yard Passer | | |
| Without a 300-Yard Passer | | |
| When Allowing a 100-Yard Rusher | | |
| When Not Allowing a 100-Yard Rusher | | |
| When Allowing a 100-Yard Receiver | | |
| When Not Allowing a 100-Yard Receiver | | |
| When Allowing a 300-Yard Passer | | |
| When Not Allowing a 300-Yard Passer | | |
| When Recording 3 or more sacks | | |
| When Holding an Opponent Under 250 Net Yards | | |
| When Holding an Opponent Under 21 Points | | |
| When Holding an Opponent Under 15 Points | | |

2017 STATISTICS

RESULTS AND ATTENDANCE

WON 9, LOST 7

| | | | | |
|-------|---|----------|--------------------------|--------|
| 09/10 | W | 20-0 | at Cincinnati | 55,254 |
| 09/17 | W | 24-10 | Cleveland | 70,605 |
| 09/24 | L | 7-44 | at Jacksonville (London) | 84,592 |
| 10/01 | L | 9-26 | Pittsburgh | 71,126 |
| 10/08 | W | 30-17 | at Oakland | 54,980 |
| 10/15 | L | 24-27 OT | Chicago | 70,616 |
| 10/22 | L | 16-24 | at Minnesota | 66,751 |
| 10/26 | W | 40-0 | Miami | 70,408 |
| 11/05 | L | 20-23 | at Tennessee | 67,322 |
| 11/19 | W | 23-0 | at Green Bay | 77,945 |
| 11/27 | W | 23-16 | Houston | 70,357 |
| 12/03 | W | 44-20 | Detroit | 70,500 |
| 12/10 | L | 38-39 | at Pittsburgh | 60,069 |
| 12/17 | W | 27-10 | at Cleveland | 56,434 |
| 12/23 | W | 23-16 | Indianapolis | 70,590 |
| 12/31 | L | 27-31 | Cincinnati | 70,507 |

TEAM STATISTICS

TOTAL FIRST DOWNS

| | |
|--------------------|--------|
| Rushing | 111 |
| Passing | 168 |
| Penalty | 32 |
| 3rd Down: Made/Att | 76/223 |
| 3rd Down Pct. | 34.1 |
| 4th Down: Made/Att | 10/16 |
| 4th Down Pct. | 62.5 |

POSSESSION AVG.

TOTAL NET YARDS

| | |
|---------------|-------|
| Avg. Per Game | 305.4 |
| Total Plays | 1054 |
| Avg. Per Play | 4.6 |

NET YARDS RUSHING

| | |
|---------------|-------|
| Avg. Per Game | 116.0 |
| Total Rushes | 460 |

NET YARDS PASSING

| | |
|-------------------|---------|
| Avg. Per Game | 189.4 |
| Sacked/Yards Lost | 27/205 |
| Gross Yards | 3235 |
| Att./Completions | 567/363 |
| Completion Pct. | 64.0 |
| Had Intercepted | 13 |

PUNTS/AVERAGE

NET PUNTING AVG.

PENALTIES/YARDS

FUMBLES/BALL LOST

TOUCHDOWNS

| | |
|---------|----|
| Rushing | 14 |
| Passing | 20 |
| Returns | 8 |

SCORE BY PERIODS

| | | | | | | |
|-----------|----|-----|----|-----|----|-----|
| | 1 | 2 | 3 | 4 | OT | PTS |
| RAVENS | 46 | 148 | 66 | 135 | 0 | 395 |
| Opponents | 50 | 108 | 69 | 73 | 3 | 303 |

SCORING

| | TD | RU | PA | RT | K/PAT | FG | S | PTS |
|-------------|----|----|----|----|-------|-------|---|-----|
| Tucker | 0 | 0 | 0 | 0 | 39/39 | 34/37 | 0 | 141 |
| Allen | 6 | 4 | 2 | 0 | | | 0 | 36 |
| Collins | 6 | 6 | 0 | 0 | | | 0 | 36 |
| Moore | 4 | 0 | 3 | 1 | | | 0 | 24 |
| Wallace | 4 | 0 | 4 | 0 | | | 0 | 24 |
| Watson | 4 | 0 | 4 | 0 | | | 0 | 24 |
| Maclin | 3 | 0 | 3 | 0 | | | 0 | 18 |
| Campanaro | 2 | 0 | 1 | 1 | | | 0 | 12 |
| Ricard | 2 | 0 | 2 | 0 | | | 0 | 12 |
| J. Smith | 2 | 0 | 0 | 2 | | | 0 | 12 |
| West | 2 | 2 | 0 | 0 | | | 0 | 12 |
| Flacco | 1 | 1 | 0 | 0 | | | 0 | 6 |
| Mayle | 1 | 1 | 0 | 0 | | | 0 | 6 |
| Mosley | 1 | 0 | 0 | 1 | | | 0 | 6 |
| Rainey | 1 | 0 | 0 | 1 | | | 0 | 6 |
| Weddle | 1 | 0 | 0 | 1 | | | 0 | 6 |
| B. Williams | 1 | 0 | 0 | 1 | | | 0 | 6 |
| M. Williams | 1 | 0 | 1 | 0 | | | 0 | 6 |
| Boyle | 0 | 0 | 0 | 0 | | | 0 | 2 |
| RAVENS | 42 | 14 | 20 | 8 | 39/39 | 34/37 | 0 | 395 |
| Opponents | 32 | 12 | 18 | 2 | 27/30 | 28/33 | 0 | 303 |

2-PT. CONVERSIONS: Boyle, RAVENS 1-3, Opponents 0-2

FUM/LOST: Flacco 6/0, Campanaro 4/0, Collins 4/2, Jensen 1/0, Mallett 1/0, Watson 1/0, West 1/1, M. Williams 1/1

SACKS: Suggs 11, Judon 8, Henry 3.5, Z. Smith 3.5, Bowser 3, Levine 3, Jefferson 2.5, Webb 2, Mosley 1, Onwuasor 1, Pierce 1, Weddle 1, Davis 0.5, RAVENS 41, Opponents 27

PASSING

| | ATT | COMP | YARDS | COMP% | YDS/ATT | TD | TD% | INT | INT% | LG | SACK/LOST | RATING |
|-----------|-----|------|-------|-------|---------|----|------|-----|------|----|-----------|--------|
| Flacco | 549 | 352 | 3141 | 64.1 | 5.72 | 18 | 3.3 | 13 | 2.4 | 66 | 27/205 | 80.4 |
| Mallett | 16 | 9 | 56 | 56.3 | 3.50 | 2 | 12.5 | 0 | 0.0 | 12 | 0/0 | 103.1 |
| Koch | 2 | 2 | 38 | 100.0 | 19.00 | 0 | 0.0 | 0 | 0.0 | 22 | 0/0 | 118.8 |
| RAVENS | 567 | 363 | 3235 | 64.0 | 5.71 | 20 | 3.5 | 13 | 2.3 | 66 | 27/205 | 81.4 |
| Opponents | 569 | 333 | 3701 | 58.5 | 6.50 | 18 | 3.2 | 22 | 3.9 | 57 | 41/280 | 72.4 |

RUSHING

| | NO | YDS | AVG | LG | TD |
|-------------|-----|------|------|----|----|
| Collins | 212 | 973 | 4.6 | 50 | 6 |
| Allen | 153 | 591 | 3.9 | 37 | 4 |
| West | 39 | 138 | 3.5 | 13 | 2 |
| Woodhead | 14 | 56 | 4.0 | 10 | 0 |
| Flacco | 25 | 54 | 2.2 | 25 | 1 |
| Campanaro | 5 | 42 | 8.4 | 19 | 0 |
| M. Williams | 2 | 6 | 3.0 | 4 | 0 |
| Wallace | 1 | 4 | 4.0 | 4 | 0 |
| Mayle | 2 | 2 | 1.0 | 2t | 1 |
| Rainey | 1 | 2 | 2.0 | 2 | 0 |
| Mallett | 4 | -3 | -0.8 | 0 | 0 |
| Moore | 2 | -9 | -4.5 | -4 | 0 |
| RAVENS | 460 | 1856 | 4.0 | 50 | 14 |
| Opponents | 435 | 1780 | 4.1 | 59 | 12 |

RECEIVING

| | NO | YDS | AVG | LG | TD |
|-------------|-----|------|------|-----|----|
| Watson | 61 | 522 | 8.6 | 33t | 4 |
| Wallace | 52 | 748 | 14.4 | 66 | 4 |
| Allen | 46 | 250 | 5.4 | 20 | 2 |
| Maclin | 40 | 440 | 11.0 | 48t | 3 |
| Woodhead | 33 | 200 | 6.1 | 22 | 0 |
| Boyle | 28 | 203 | 7.3 | 16 | 0 |
| Collins | 23 | 187 | 8.1 | 37 | 0 |
| Campanaro | 19 | 173 | 9.1 | 18 | 1 |
| Moore | 18 | 248 | 13.8 | 30t | 3 |
| M. Williams | 15 | 86 | 5.7 | 17 | 1 |
| Perriman | 10 | 77 | 7.7 | 14 | 0 |
| Rainey | 5 | 18 | 3.6 | 12 | 0 |
| Whalen | 4 | 23 | 5.8 | 9 | 0 |
| Ricard | 4 | 12 | 3.0 | 6t | 2 |
| Matthews | 3 | 25 | 8.3 | 12 | 0 |
| West | 2 | 23 | 11.5 | 15 | 0 |
| RAVENS | 363 | 3235 | 8.9 | 66 | 20 |
| Opponents | 333 | 3701 | 11.1 | 57 | 18 |

INTERCEPTIONS

| | NO | YDS | AVG | LG | TD |
|------------|----|-----|------|-----|----|
| Weddle | 6 | 85 | 14.2 | 45t | 1 |
| Carr | 4 | 57 | 14.3 | 33 | 0 |
| J. Smith | 3 | 58 | 19.3 | 50t | 1 |
| Mosley | 2 | 94 | 47.0 | 63t | 1 |
| Humphrey | 2 | 33 | 16.5 | 18 | 0 |
| Webb | 2 | 10 | 5.0 | 10 | 0 |
| Bowser | 1 | 27 | 27.0 | 27 | 0 |
| Jefferson | 1 | 13 | 13.0 | 13 | 0 |
| Levine Sr. | 1 | 8 | 8.0 | 8 | 0 |
| RAVENS | 22 | 385 | 17.5 | 63t | 3 |
| Opponents | 13 | 340 | 26.2 | 90t | 2 |

PUNTING

| | NO | YDS | AVG | NET | TB | IN | LG | BLK |
|-----------|----|------|------|------|----|----|----|-----|
| Koch | 84 | 3765 | 44.8 | 40.3 | 3 | 40 | 67 | 1 |
| RAVENS | 85 | 3765 | 44.3 | 40.3 | 3 | 40 | 67 | 1 |
| Opponents | 77 | 3438 | 44.6 | 40.2 | 1 | 12 | 67 | 0 |

PUNT RETURNS

| | RET | FC | YDS | AVG | LG | TD |
|-----------|-----|----|-----|------|-----|----|
| Campanaro | 27 | 18 | 291 | 10.8 | 77t | 1 |
| Rainey | 2 | 0 | 22 | 11.0 | 13 | 0 |
| Webb | 2 | 8 | 7 | 3.5 | 7 | 0 |
| Whalen | 1 | 1 | 2 | 2.0 | 2 | 0 |
| RAVENS | 32 | 27 | 322 | 10.1 | 77t | 1 |
| Opponents | 34 | 18 | 277 | 8.1 | 46 | 0 |

KICKOFF RETURNS

| | NO | YDS | AVG | LG | TD |
|-----------|----|-----|------|-----|----|
| Moore | 13 | 346 | 26.6 | 87 | 0 |
| Rainey | 11 | 338 | 30.7 | 96t | 1 |
| Campanaro | 6 | 159 | 26.5 | 40 | 0 |
| Collins | 2 | 50 | 25.0 | 27 | 0 |
| Mayle | 2 | 43 | 21.5 | 29 | 0 |
| RAVENS | 34 | 936 | 27.5 | 96t | 1 |
| Opponents | 33 | 615 | 18.6 | 37 | 0 |

FIELD GOALS

| | 1-19 | 20-29 | 30-39 | 40-49 | 50+ |
|-----------|------|-------|-------|-------|-----|
| Tucker | 0/0 | 7/7 | 11/11 | 11/12 | 5/7 |
| RAVENS | 0/0 | 7/7 | 11/11 | 11/12 | 5/7 |
| Opponents | 0/0 | 5/5 | 10/11 | 10/12 | 3/5 |

Tucker: (25G, 25G)(58N, 28G)(62N, 42G)(22G, 21G, 44G)(27G, 31G, 50G)(48G, 57G, 47G)(55G, 48G, 46B)(30G, 49G)(32G, 39G, 23G)(53G, 31G, 49G)(38G, 46G, 51G)(47G)(31G, 43G)(30G, 39G, 36G)(46G, 34G)

Opponents: (38G)(23G, 45G, 29G)(31G, 49G, 44N)(32G)(24G, 40G)(52G, 51G, 43G, 43G, 34G, 32G)(50N)(48G)(25G, 36G, 37G)(43N)(52G, 43G, 24G, 46G)(45G)(38B, 60N, 48G, 38G, 30G)(32G)

2017 STATISTICS

DEFENSIVE STATISTICS

| PLAYER | TT | SOLO | AS | SACKS | YDS | | RET. | FF | FR | |
|---------------------|------------|------------|------------|-----------|------------|-----------|------------|-----------|-----------|-----------|
| | | | | | LOST | INT | | | | |
| Mosley, C.J. | 132 | 96 | 36 | 1 | 13 | 2 | 94 | 7 | 3 | 3 |
| Onwuasor, Patrick | 88 | 65 | 23 | 1 | 1 | 0 | 0 | 2 | 1 | 1 |
| Jefferson, Tony | 79 | 56 | 23 | 2.5 | 13.5 | 1 | 13 | 2 | 1 | 0 |
| Weddle, Eric | 63 | 49 | 14 | 1 | 7 | 6 | 85 | 8 | 2 | 1 |
| Judon, Matthew | 58 | 50 | 8 | 8 | 70 | 0 | 0 | 3 | 2 | 1 |
| Carr, Brandon | 56 | 50 | 6 | 0 | 0 | 4 | 57 | 12 | 0 | 0 |
| Pierce, Michael | 49 | 32 | 17 | 1 | 5 | 0 | 0 | 0 | 0 | 2 |
| Suggs, Terrell | 49 | 37 | 12 | 11 | 71.5 | 0 | 0 | 4 | 4 | 0 |
| Webb, Lardarius | 37 | 35 | 2 | 2 | 13 | 2 | 10 | 4 | 1 | 0 |
| Humphrey, Marlon | 34 | 30 | 4 | 0 | 0 | 2 | 33 | 11 | 0 | 0 |
| Henry, Willie | 32 | 23 | 9 | 3.5 | 23 | 0 | 0 | 5 | 0 | 1 |
| Williams, Brandon | 30 | 18 | 12 | 0 | 0 | 0 | 0 | 2 | 0 | 1 |
| Smith, Jimmy | 28 | 26 | 2 | 0 | 0 | 3 | 58 | 9 | 0 | 1 |
| Canady, Maurice | 24 | 19 | 5 | 0 | 0 | 0 | 0 | 1 | 0 | 0 |
| Smith, Za'Darius | 24 | 15 | 9 | 3.5 | 22 | 0 | 0 | 1 | 1 | 0 |
| Levine Sr., Anthony | 20 | 18 | 2 | 3 | 21 | 1 | 8 | 3 | 0 | 1 |
| Davis, Carl | 19 | 12 | 7 | 0.5 | 7 | 0 | 0 | 1 | 0 | 0 |
| Bowser, Tyus | 9 | 7 | 2 | 3 | 13 | 1 | 27 | 3 | 0 | 0 |
| Correa, Kamalei | 8 | 6 | 2 | 0 | 0 | 0 | 0 | 1 | 0 | 0 |
| Williams, Tim | 6 | 5 | 1 | 0 | 0 | 0 | 0 | 0 | 0 | 0 |
| Clark, Chuck | 5 | 5 | 0 | 0 | 0 | 0 | 0 | 2 | 0 | 0 |
| Ricard, Patrick | 5 | 3 | 2 | 0 | 0 | 0 | 0 | 0 | 0 | 0 |
| Wormley, Chris | 5 | 5 | 0 | 0 | 0 | 0 | 0 | 0 | 0 | 0 |
| Kaufusi, Bronson | 4 | 1 | 3 | 0 | 0 | 0 | 0 | 0 | 0 | 0 |
| Urban, Brent | 4 | 3 | 1 | 0 | 0 | 0 | 0 | 1 | 0 | 0 |
| Hill, Jaylen | 1 | 1 | 0 | 0 | 0 | 0 | 0 | 1 | 0 | 0 |
| Totals | 869 | 667 | 202 | 41 | 280 | 22 | 385 | 83 | 15 | 12 |

SPECIAL TEAMS STATISTICS

| PLAYER | TT | SOLO | AS | FF | FR | BK |
|------------------------|-----------|-----------|-----------|----------|----------|----------|
| Levine Sr., Anthony | 9 | 5 | 4 | 0 | 0 | 0 |
| Allen, Javorius | 8 | 7 | 1 | 0 | 0 | 0 |
| Clark, Chuck | 8 | 7 | 1 | 0 | 0 | 0 |
| Mayle, Vince | 8 | 8 | 0 | 0 | 0 | 0 |
| Correa, Kamalei | 7 | 4 | 3 | 0 | 0 | 0 |
| Johnson, Steven | 5 | 4 | 1 | 0 | 0 | 0 |
| Matthews, Chris | 4 | 4 | 0 | 0 | 0 | 0 |
| Canady, Maurice | 3 | 3 | 0 | 0 | 0 | 0 |
| Judon, Matthew | 3 | 1 | 2 | 0 | 0 | 0 |
| Tucker, Justin | 3 | 3 | 0 | 0 | 0 | 0 |
| Bowser, Tyus | 2 | 2 | 0 | 0 | 0 | 0 |
| Freeny, Jonathan | 2 | 2 | 0 | 0 | 0 | 0 |
| Hill, Jaylen | 2 | 1 | 1 | 0 | 0 | 0 |
| Onwuasor, Patrick | 2 | 2 | 0 | 0 | 0 | 0 |
| Webb, Lardarius | 2 | 2 | 0 | 0 | 0 | 0 |
| Cox, Morgan | 1 | 1 | 0 | 0 | 0 | 0 |
| Henry, Willie | 1 | 1 | 0 | 0 | 0 | 0 |
| Jean-Baptiste, Stanley | 1 | 1 | 0 | 0 | 0 | 0 |
| Kaufusi, Bronson | 1 | 1 | 0 | 0 | 0 | 0 |
| McRae, Tony | 1 | 1 | 0 | 0 | 0 | 0 |
| Moore, Chris | 1 | 1 | 0 | 0 | 0 | 0 |
| Jefferson, Tony | 0 | 0 | 0 | 0 | 0 | 1 |
| Totals | 74 | 61 | 13 | 0 | 0 | 1 |

Defense and special teams statistics reflect press box stats.

RAVENS COACHES

John Harbaugh, Head Coach; **Jerry Rosburg**, Special Teams Coordinator/Associate Head Coach; **Marty Mornhinweg**, Offensive Coordinator; **Dean Pees**, Defensive Coordinator; **Richard Angulo**, Assistant Offensive Line; **Juney Barnett**, Strength & Conditioning; **Andy Bischoff**, Offensive Assistant; **Randy Brown**, Kicking Consultant; **Scott Cohen**, Opponent Analyst; **Joe Cullen**, Defensive Line; **Joe D'Alessandris**, Offensive Line; **Bobby Engram**, Wide Receivers; **Thomas Hammock**, Running Backs; **Chris Hewitt**, Secondary; **Chris Horton**, Assistant Special Teams; **Sterling Lucas**, Admin. Assistant-Defense; **Mike Macdonald**, Defensive Backs; **Don Martindale**, Linebackers; **Megan McLaughlin**, Football Information Manager; **Jesse Minter**, Admin. Assistant-Defense; **Dan Parsons**, Assistant to the Head Coach; **Greg Roman**, Senior Offensive Assistant/Tight Ends; **Eugene Shen**, Director of Coaching Analytics; **Steve Saunders**, Director of Performance; **Ron Shrift**, Admin. Assistant-Performance; **Travis Switzer**, Admin. Assistant-Performance; **Craig Ver Steeg**, Offensive Assistant/Quarterbacks; **Matt Weiss**, Offensive Assistant; **Drew Wilkins**, Asst. Defensive Line

USUAL STARTING LINEUPS

| WR | LT | LG | C | RG | RT | TE | WR | QB | RB | OTHER |
|-----------------------------|------------|-----------|------------|-------------|-------------|-------------|------------|------------|--------------|------------------|
| Offense: J. Maclin | R. Stanley | J. Hurst | R. Jensen | M. Skura | A. Howard | B. Watson | M. Wallace | J. Flacco | A. Collins | M. Williams (TE) |
| DT | DE | NT | SAM | MIKE | WILL | RUSH | RCB | LCB | SS | FS |
| Defense: B. Williams | C. Davis | M. Pierce | M. Judon | C. Mosley | P. Onwuasor | T. Suggs | J. Smith | B. Carr | T. Jefferson | E. Weddle |

RAVENS HONOR ROLL

AP All-Pro:

ILB C.J. Mosley (2nd Team)
K Justin Tucker (2nd Team)

PFWA Awards:

WR/RS Michael Campanaro (All-AFC, punt returner), G/T Jermaine Eluemunor (All-Rookie Team), LB C.J. Mosley (All-AFC), K Justin Tucker (All-AFC), S Eric Weddle (All-AFC)

Pro Bowl:

ILB C.J. Mosley, OLB Terrell Suggs, S Eric Weddle

AFC Players of the Week:

P Sam Koch (Week 12 & 15) - Special Teams
OLB Matthew Judon (Week 11) - Defense

AFC Player of the Month:

K Justin Tucker (November) - Special Teams

NFL Walter Payton Man of the Year Finalist: TE Benjamin Watson

Bart Starr NFL Award Winner: TE Benjamin Watson

Pepsi Rookie of the Week: OLB Tyus Bowser (Week 2)

Team MVP (Baltimore Media): OLB Terrell Suggs

Media Good Guy (Baltimore Media): S Eric Weddle


Ed Block Courage Award: TE Benjamin Watson

Ravens Roost Unsung Hero: OLB Matthew Judon

Ravens Roost Extra Effort: GM Ozzie Newsome

RAVENS SEASON TRENDS

| | Record | | Record |
|-----------------------------------|--------|--|--------|
| Record | 9-7 | Positive or Even Turnover Ratio | 9-2 |
| vs. AFC North | 3-3 | Negative Turnover Ratio | 0-5 |
| vs. AFC | 7-5 | Winning Penalty Ratio | 5-4 |
| vs. NFC | 2-2 | Losing Penalty Ratio | 4-3 |
| Home | 5-3 | Overtime | 0-1 |
| Away | 4-4 | With a 100-Yard Rusher | 1-1 |
| On Grass | 8-6 | Without a 100-Yard Rusher | 8-6 |
| Artificial Turf | 1-1 | With a 100-Yard Receiver | 2-0 |
| Outdoors | 9-6 | Without a 100-Yard Receiver | 7-7 |
| Indoors | 0-1 | With a 300-Yard Passer | 0-0 |
| Leading at Halftime | 9-0 | Without a 300-Yard Passer | 9-7 |
| Trailing at Halftime | 0-7 | When Allowing a 100-Yard Rusher | 0-3 |
| Tied at Halftime | 0-0 | When Not Allowing a 100-Yard Rusher | 9-4 |
| Tied After 3 Quarters | 0-0 | When Allowing a 100-Yard Receiver | 3-1 |
| Leading After 3 Quarters | 9-1 | When Not Allowing a 100-Yard Receiver | 6-6 |
| Trailing After 3 Quarters | 0-6 | When Allowing a 300-Yard Passer | 0-1 |
| Decided by 7 Points or Less | 2-4 | When Not Allowing a 300-Yard Passer | 9-6 |
| Decided by 3 Points or Less | 0-3 | When Recording 3 or More Sacks | 6-3 |
| When Scoring First | 8-1 | When Holding an Opponent Under 250 Net Yards | 3-0 |
| When Not Scoring First | 1-6 | When Holding an Opponent Under 21 Points | 9-0 |
| | | When Holding an Opponent Under 15 Points | 5-0 |



JUSTIN TUCKER

ALL-TIME RANKINGS: OFFENSE

| YARDS PER GAME AVERAGE | | RUSHING YARDS/ ATTEMPT | | PCT. HAD INTERCEPTED | | 3RD DOWN EFFICIENCY | | KICK RETURN AVERAGE | | POINTS PER GAME AVERAGE | |
|------------------------|---------|-------------------------|---------|----------------------|--------|---------------------|---------|-----------------------|--------|--------------------------------|---------|
| 2018 - 9th | (374.9) | 2018 - 15th | (4.5) | 2018 - 5th | (1.6%) | 2018 - 6th | (45.0%) | 2018 - 18th | (22.1) | 2018 - 13th | (24.3) |
| 2017 - 27th | (305.4) | 2017 - 19th | (4.0) | 2017 - 13th | (2.3%) | 2017 - 27th | (34.1%) | 2017 - 1st | (27.5) | 2017 - 9th | (24.7) |
| 2016 - 17th | (347.7) | 2016 - 21st | (4.0) | 2016 - 18th | (2.4%) | 2016 - 24th | (36.9%) | 2016 - 12th | (22.7) | 2016 - 21st | (21.4) |
| 2015 - 14th | (359.3) | 2015 - 24th | (3.9) | 2015 - 29th | (3.1%) | 2015 - 23rd | (37.6%) | 2015 - 7th | (25.2) | 2015 - 25th | (20.5) |
| 2014 - 12th | (364.9) | 2014 - 7th | (4.5) | 2014 - 10th | (2.2%) | 2014 - 14th | (41.0%) | 2014 - 1st | (28.3) | 2014 - 8th | (25.6) |
| 2013 - 29th | (307.4) | 2013 - 32nd | (3.1) | 2013 - 28th | (3.7%) | 2013 - 20th | (36.4%) | 2013 - 2nd | (26.4) | 2013 - 25th | (20.0) |
| 2012 - 16th | (352.5) | 2012 - 12th | (4.3) | 2012 - 6th | (2.0%) | 2012 - 20thT | (36.9%) | 2012 - 1st | (27.3) | 2012 - 10th | (24.9) |
| 2011 - 15th | (338.7) | 2011 - 12th | (4.3) | 2011 - 9th | (2.2%) | 2011 - 7th | (42.4%) | 2011 - 9th | (24.9) | 2011 - 12th | (23.6) |
| 2010 - 22nd | (322.9) | 2010 - 28th | (3.8) | 2010 - 6th | (2.0%) | 2010 - 16th | (39.0%) | 2010 - 6th | (24.7) | 2010 - 16th | (22.3) |
| 2009 - 13th | (351.2) | 2009 - 4th | (4.7) | 2009 - 10th | (2.5%) | 2009 - 11thT | (41.6%) | 2009 - 2nd | (26.2) | 2009 - 9th | (24.4) |
| 2008 - 18th | (324.0) | 2008 - 22nd | (4.0) | 2008 - 16th | (2.8%) | 2008 - 15th | (40.9%) | 2008 - 31st | (20.1) | 2008 - 11th | (24.1) |
| 2007 - 22nd | (302.0) | 2007 - 17th | (4.0) | 2007 - 6th | (2.5%) | 2007 - 18th | (38.5%) | 2007 - 10th | (23.5) | 2007 - 24th | (17.2) |
| 2006 - 17th | (317.0) | 2006 - 31st | (3.4) | 2006 - 10th | (2.7%) | 2006 - 9th | (41.2%) | 2006 - 10th | (23.2) | 2006 - 12thT | (22.1) |
| 2005 - 24th | (293.3) | 2005 - 27th | (3.6) | 2005 - 28th | (3.7%) | 2005 - 16th | (39.1%) | 2005 - 22nd | (21.5) | 2005 - 25th | (16.6) |
| 2004 - 31st | (273.4) | 2004 - 15th | (4.2) | 2004 - 6th | (2.7%) | 2004 - 22nd | (35.1%) | 2004 - 21st | (20.7) | 2004 - 20th | (19.8) |
| 2003 - 21st | (308.1) | 2003 - 3rd | (4.8) | 2003 - 32nd | (4.5%) | 2003 - 27th | (31.9%) | 2003 - 15th | (21.4) | 2003 - 8th | (24.7) |
| 2002 - 26th | (289.9) | 2002 - 14th | (4.2) | 2002 - 15th | (2.9%) | 2002 - 24th | (37.7%) | 2002 - 19th | (21.1) | 2002 - 23rd | (19.7) |
| 2001 - 14th | (320.3) | 2001 - 25th | (3.7) | 2001 - 18thT | (3.9%) | 2001 - 19th | (35.7%) | 2001 - 3rd | (23.6) | 2001 - 18th | (19.9) |
| 2000 - 16th | (313.4) | 2000 - 8th | (4.3) | 2000 - 21st | (3.8%) | 2000 - 11th | (40.3%) | 2000 - 12th | (22.3) | 2000 - 14th | (20.8) |
| 1999 - 24th | (298.6) | 1999 - 10th | (4.1) | 1999 - 23rd | (3.7%) | 1999 - 31st | (28.4%) | 1999 - 19th | (20.3) | 1999 - 14th | (20.3) |
| 1998 - 26th | (281.1) | 1998 - 15th | (4.0) | 1998 - 16th | (3.1%) | 1998 - 28th | (30.9%) | 1998 - 4th | (24.6) | 1998 - 26th | (16.8) |
| 1997 - 9th | (330.7) | 1997 - 19th | (3.8) | 1997 - 13th | (2.7%) | 1997 - 20th | (36.1%) | 1997 - 27th | (20.2) | 1997 - 16th | (20.4) |
| 1996 - 3rd | (357.7) | 1996 - 7th | (4.2) | 1996 - 19th | (3.5%) | 1996 - 3rd | (43.8%) | 1996 - 26th | (20.2) | 1996 - 6th | (23.2) |
| YARDS PER PLAY AVERAGE | | PASS NET YARDS/ GAME | | SACKS PER PASS PLAY | | 4TH DOWN EFFICIENCY | | GROSS PUNTING AVERAGE | | RED ZONE SCORING TD PERCENTAGE | |
| 2018 - 25th | (5.3) | 2018 - 22nd | (222.4) | 2018 - 7th | (.054) | 2018 - 14th | (59.1%) | 2018 - 4th | (46.6) | 2018 - 20th | (55.9%) |
| 2017 - 31st | (4.6) | 2017 - 29th | (189.4) | 2017 - 7th | (.045) | 2017 - 4th | (62.5%) | 2017 - 21st | (44.3) | 2017 - 10th | (57.7%) |
| 2016 - 24th | (5.2) | 2016 - 12th | (256.3) | 2016 - 7th | (.046) | 2016 - 24thT | (42.1%) | 2016 - 14th | (45.8) | 2016 - 20th | (52.2%) |
| 2015 - 22nd | (5.3) | 2015 - 8th | (266.9) | 2015 - 1st | (.034) | 2015 - 15thT | (50.0%) | 2015 - 7th | (46.7) | 2015 - 26th | (48.9%) |
| 2014 - 9th | (5.7) | 2014 - 13th | (238.7) | 2014 - 2nd | (.033) | 2014 - 11thT | (50.0%) | 2014 - 1st | (47.4) | 2014 - 19th | (52.4%) |
| 2013 - 32nd | (4.5) | 2013 - 18th | (224.4) | 2013 - 20th | (.072) | 2013 - 22nd | (37.5%) | 2013 - 13th | (45.5) | 2013 - 31st | (46.2%) |
| 2012 - 16th | (5.4) | 2012 - 15th | (233.7) | 2012 - 17th | (.063) | 2012 - 22nd | (42.9%) | 2012 - 8th | (47.1) | 2012 - 11th | (57.1%) |
| 2011 - 18th | (5.2) | 2011 - 19th | (213.9) | 2011 - 13th | (.057) | 2011 - 6thT | (57.1%) | 2011 - 9th | (46.5) | 2011 - 17th | (51.0%) |
| 2010 - 23rd | (5.1) | 2010 - 20th | (208.4) | 2010 - 25th | (.075) | 2010 - 21stT | (40.0%) | 2010 - 16th | (43.6) | 2010 - 22nd | (49.0%) |
| 2009 - 14th | (5.5) | 2009 - 18th | (213.7) | 2009 - 20th | (.066) | 2009 - 19th | (46.2%) | 2009 - 19th | (43.1) | 2009 - 11th | (52.6%) |
| 2008 - 25th | (4.9) | 2008 - 28th | (175.5) | 2008 - 22nd | (.071) | 2008 - 6th | (63.6%) | 2008 - 8th | (45.0) | 2008 - 25th | (47.1%) |
| 2007 - 28th | (4.6) | 2007 - 23rd | (189.7) | 2007 - 19th | (.065) | 2007 - 13th | (52.4%) | 2007 - 15th | (43.0) | 2007 - 27th | (42.2%) |
| 2006 - 22nd | (5.0) | 2006 - 11th | (214.7) | 2006 - 2nd | (.031) | 2006 - 2nd | (72.7%) | 2006 - 18th | (43.0) | 2006 - 28th | (42.3%) |
| 2005 - 27th | (4.4) | 2005 - 22nd | (193.0) | 2005 - 20th | (.069) | 2005 - 9th | (57.9%) | 2005 - 16th | (42.8) | 2005 - 28thT | (38.1%) |
| 2004 - 28th | (4.4) | 2004 - 31st | (144.5) | 2004 - 19th | (.070) | 2004 - 30th | (26.7%) | 2004 - 22nd | (40.6) | 2004 - 20th | (50.0%) |
| 2003 - 18th | (5.1) | 2003 - 32nd | (140.9) | 2003 - 31st | (.092) | 2003 - 4th | (63.6%) | 2003 - 17th | (40.8) | 2003 - 29th | (42.0%) |
| 2002 - 25th | (4.9) | 2002 - 27th | (177.9) | 2002 - 26th | (.079) | 2002 - 15th | (53.8%) | 2002 - 19th | (40.5) | 2002 - 21st | (50.0%) |
| 2001 - 23rd | (4.7) | 2001 - 16th | (207.1) | 2001 - 14th | (.067) | 2001 - 30th | (23.1%) | 2001 - 31st | (38.0) | 2001 - 26th | (41.1%) |
| 2000 - 21st | (4.7) | 2000 - 22nd | (175.9) | 2000 - 21st | (.079) | 2000 - 31st | (16.7%) | 2000 - 20th | (40.2) | 2000 - 26th | (40.0%) |
| 1999 - 24th | (4.6) | 1999 - 25th | (189.0) | 1999 - 27th | (.093) | 1999 - 28th | (27.3%) | 1999 - 13th | (41.9) | 1999 - 30th | (34.1%) |
| 1998 - 19th | (4.9) | 1998 - 25th | (179.3) | 1998 - 19th | (.079) | 1998 - 18thT | (40.0%) | 1998 - 16th | (42.9) | 1998 - 30th | (37.5%) |
| 1997 - 12th | (5.1) | 1997 - 5th | (231.4) | 1997 - 8th | (.059) | 1997 - 7thT | (57.1%) | 1997 - 14th | (42.7) | 1997 - 20th | (47.6%) |
| 1996 - 1st | (5.6) | 1996 - 2nd | (248.6) | 1996 - 14th | (.063) | 1996 - 25thT | (40.0%) | 1996 - 14th | (43.2) | 1996 - 4th | (60.0%) |
| RUSHING YARDS/ GAME | | NET YARDS PER PASS PLAY | | 1ST DOWNS PER GAME | | PUNT RETURN AVERAGE | | NET PUNTING AVERAGE | | FIELD GOAL PERCENTAGE | |
| 2018 - 2nd | (152.6) | 2018 - 23rd | (6.3) | 2018 - 7thT | (22.9) | 2018 - 5th | (11.5) | 2018 - 16th | (39.8) | 2018 - 8th | (89.7%) |
| 2017 - 11th | (116.0) | 2017 - 32nd | (5.1) | 2017 - 15thT | (19.4) | 2017 - 5th | (10.1) | 2017 - 20th | (39.9) | 2017 - 6th | (91.9%) |
| 2016 - 28th | (91.4) | 2016 - 26th | (5.8) | 2016 - 21st | (19.8) | 2016 - 21st | (7.7) | 2016 - 16th | (39.9) | 2016 - 1st | (97.4%) |
| 2015 - 26th | (92.4) | 2015 - 22nd | (6.1) | 2015 - 16th | (20.2) | 2015 - 3rd | (11.3) | 2015 - 2nd | (42.9) | 2015 - 21st | (82.5%) |
| 2014 - 8th | (126.2) | 2014 - 12th | (6.7) | 2014 - 10th | (21.6) | 2014 - 14th | (9.1) | 2014 - 1st | (43.3) | 2014 - 15th | (85.3%) |
| 2013 - 30th | (83.0) | 2013 - 30th | (5.4) | 2013 - 24th | (18.4) | 2013 - 3rd | (14.2) | 2013 - 22nd | (38.9) | 2013 - 6thT | (92.7%) |
| 2012 - 11th | (118.8) | 2012 - 15th | (6.2) | 2012 - 15th | (19.6) | 2012 - 16th | (9.4) | 2012 - 6th | (40.8) | 2012 - 6th | (90.9%) |
| 2011 - 10th | (124.8) | 2011 - 19th | (6.3) | 2011 - 15thT | (19.5) | 2011 - 19th | (9.6) | 2011 - 18th | (38.6) | 2011 - 26th | (76.9%) |
| 2010 - 14th | (114.4) | 2010 - 13th | (6.8) | 2010 - 18th | (18.9) | 2010 - 24th | (7.4) | 2010 - 4th | (39.2) | 2010 - 6th | (89.7%) |
| 2009 - 5th | (137.5) | 2009 - 13th | (6.7) | 2009 - 13th | (20.0) | 2009 - 20th | (7.4) | 2009 - 19th | (37.3) | 2009 - 27th | (70.0%) |
| 2008 - 4th | (148.5) | 2008 - 17th | (6.5) | 2008 - 14th | (18.8) | 2008 - 19th | (8.6) | 2008 - 5th | (39.9) | 2008 - 24thT | (80.0%) |
| 2007 - 16th | (112.3) | 2007 - 29th | (5.4) | 2007 - 20th | (18.2) | 2007 - 9th | (9.7) | 2007 - 24th | (35.5) | 2007 - 17th | (84.4%) |
| 2006 - 25th | (102.3) | 2006 - 8th | (6.6) | 2006 - 22ndT | (17.6) | 2006 - 25thT | (7.8) | 2006 - 10th | (37.6) | 2006 - 1st | (93.3%) |
| 2005 - 21st | (100.3) | 2005 - 27th | (5.5) | 2005 - 19th | (17.9) | 2005 - 1st | (11.1) | 2005 - 24th | (35.2) | 2005 - 9th | (85.7%) |
| 2004 - 9th | (128.9) | 2004 - 31st | (5.0) | 2004 - 30th | (16.3) | 2004 - 7th | (10.3) | 2004 - 23rd | (34.6) | 2004 - 3rd | (90.6%) |
| 2003 - 1st | (167.1) | 2003 - 27th | (5.4) | 2003 - 27th | (16.2) | 2003 - 24th | (7.7) | 2003 - 11th | (34.9) | 2003 - 9th | (85.0%) |
| 2002 - 16th | (112.0) | 2002 - 25th | (5.9) | 2002 - 27th | (16.3) | 2002 - 8th | (11.8) | 2002 - 20th | (32.9) | 2002 - 10th | (80.7%) |
| 2001 - 11th | (113.1) | 2001 - 20th | (5.9) | 2001 - 8th | (18.7) | 2001 - 5th | (11.7) | 2001 - 29th | (32.9) | 2001 - 5th | (85.7%) |
| 2000 - 5th | (137.4) | 2000 - 24th | (5.6) | 2000 - 18th | (18.0) | 2000 - 1st | (15.8) | 2000 - 21st | (33.9) | 2000 - 4th | (89.7%) |
| 1999 - 16th | (109.6) | 1999 - 28th | (5.5) | 1999 - 27th | (16.2) | 1999 - 24th | (7.7) | 1999 - 15th | (35.1) | 1999 - 7th | (84.8%) |
| 1998 - 20th | (101.8) | 1998 - 21st | (6.0) | 1998 - 30th | (15.2) | 1998 - 5th | (12.6) | 1998 - 6th | (37.5) | 1998 - 21stT | (75.0%) |
| 1997 - 22nd | (99.3) | 1997 - 11th | (6.3) | 1997 - 17th | (18.3) | 1997 - 2nd | (13.4) | 1997 - 9th | (36.6) | 1997 - 19thT | (76.5%) |
| 1996 - 14th | (109.1) | 1996 - 4th | (7.0) | 1996 - 2ndT | (21.1) | 1996 - 18th | (9.4) | 1996 - 6th | (37.2) | 1996 - 22nd | (76.0%) |

ALL-TIME RANKINGS: DEFENSE

| YARDS PER GAME AVERAGE | | RUSHING YARDS/ ATTEMPT | | PCT. OF PASSES INTERCEPTED | | 3RD DOWN EFFICIENCY | | KICK RETURN AVERAGE | | POINTS PER GAME AVERAGE | |
|------------------------|---------|-------------------------|---------|----------------------------|--------|---------------------|---------|-----------------------|--------|--------------------------------|---------|
| 2018 - 1st | (292.9) | 2018 - 3rd | (3.7) | 2018 - 22nd | (2.1%) | 2018 - 3rd | (34.1%) | 2018 - 19th | (23.3) | 2018 - 2nd | (17.9) |
| 2017 - 12th | (325.1) | 2017 - 16th | (4.1) | 2017 - 2nd | (3.9%) | 2017 - 10th | (36.9%) | 2017 - 1st | (18.6) | 2017 - 6th | (18.9) |
| 2016 - 7th | (322.1) | 2016 - 5th | (3.7) | 2016 - 1st | (3.1%) | 2016 - 2nd | (35.0%) | 2016 - 10th | (20.7) | 2016 - 9th | (20.1) |
| 2015 - 8th | (337.4) | 2015 - 10th | (4.0) | 2015 - 32nd | (1.1%) | 2015 - 19th | (39.8%) | 2015 - 23rd | (25.4) | 2015 - 24th | (25.1) |
| 2014 - 8th | (336.9) | 2014 - 3rd | (3.6) | 2014 - 26th | (1.8%) | 2014 - 17th | (40.3%) | 2014 - 14th | (23.1) | 2014 - 6th | (18.9) |
| 2013 - 12th | (335.5) | 2013 - 5th | (3.8) | 2013 - 12th | (2.9%) | 2013 - 3rd | (33.5%) | 2013 - 16th | (23.0) | 2013 - 12th | (22.0) |
| 2012 - 17th | (350.9) | 2012 - 8th | (4.0) | 2012 - 19th | (2.3%) | 2012 - 7th | (35.8%) | 2012 - 13th | (23.2) | 2012 - 12thT | (21.5) |
| 2011 - 3rd | (288.9) | 2011 - 2nd | (3.5) | 2011 - 19th | (2.8%) | 2011 - 2nd | (32.1%) | 2011 - 31st | (29.2) | 2011 - 3rd | (16.6) |
| 2010 - 10th | (318.9) | 2010 - 8th | (3.9) | 2010 - 13th | (3.2%) | 2010 - 15th | (38.0%) | 2010 - 32nd | (26.0) | 2010 - 3rd | (16.9) |
| 2009 - 3rd | (300.5) | 2009 - 1st | (3.4) | 2009 - 6th | (4.2%) | 2009 - 11th | (36.7%) | 2009 - 4th | (20.3) | 2009 - 3rd | (16.3) |
| 2008 - 2nd | (261.1) | 2008 - 5th | (3.6) | 2008 - 2nd | (4.9%) | 2008 - 3rd | (33.5%) | 2008 - 15th | (22.6) | 2008 - 3rd | (15.3) |
| 2007 - 6th | (301.6) | 2007 - 1st | (2.8) | 2007 - 10th | (3.5%) | 2007 - 7th | (36.6%) | 2007 - 24th | (23.7) | 2007 - 22ndT | (24.0) |
| 2006 - 1st | (264.1) | 2006 - 2nd | (3.3) | 2006 - 1st | (5.5%) | 2006 - 1st | (28.8%) | 2006 - 13th | (21.8) | 2006 - 1st | (12.6) |
| 2005 - 5th | (284.7) | 2005 - 8th | (3.7) | 2005 - 27th | (2.1%) | 2005 - 10th | (36.1%) | 2005 - 16th | (21.8) | 2005 - 10th | (18.7) |
| 2004 - 6th | (300.2) | 2004 - 2nd | (3.6) | 2004 - 3rd | (4.2%) | 2004 - 8th | (34.4%) | 2004 - 27th | (23.2) | 2004 - 6th | (16.8) |
| 2003 - 3rd | (281.0) | 2003 - 3rd | (3.4) | 2003 - 4th | (4.5%) | 2003 - 2nd | (29.4%) | 2003 - 16th | (21.4) | 2003 - 6th | (17.6) |
| 2002 - 22nd | (334.6) | 2002 - 2nd | (3.7) | 2002 - 4th | (4.4%) | 2002 - 21st | (40.3%) | 2002 - 25th | (22.6) | 2002 - 19th | (22.1) |
| 2001 - 2nd | (277.9) | 2001 - 3rd | (3.4) | 2001 - 21st | (2.9%) | 2001 - 3rd | (30.8%) | 2001 - 19th | (21.8) | 2001 - 4th | (16.6) |
| 2000 - 2nd | (247.9) | 2000 - 1st | (2.7) | 2000 - 4th | (4.4%) | 2000 - 5th | (34.1%) | 2000 - 10th | (21.3) | 2000 - 1st | (10.3) |
| 1999 - 2nd | (263.9) | 1999 - 2nd | (3.1) | 1999 - 14th | (3.5%) | 1999 - 12th | (34.1%) | 1999 - 16th | (21.1) | 1999 - 6th | (17.3) |
| 1998 - 22nd | (331.1) | 1998 - 6th | (3.6) | 1998 - 19th | (3.2%) | 1998 - 22nd | (39.2%) | 1998 - 10th | (20.5) | 1998 - 16th | (20.9) |
| 1997 - 25th | (335.2) | 1997 - 5th | (3.6) | 1997 - 14th | (3.1%) | 1997 - 23rd | (40.3%) | 1997 - 20th | (22.8) | 1997 - 18th | (21.6) |
| 1996 - 30th | (368.1) | 1996 - 15th | (3.8) | 1996 - 20th | (2.8%) | 1996 - 30th | (48.2%) | 1996 - 4th | (20.0) | 1996 - 28th | (27.6) |
| YARDS PER PLAY AVERAGE | | PASS NET YARDS/ GAME | | SACKS PER PASS PLAY | | 4TH DOWN EFFICIENCY | | GROSS PUNTING AVERAGE | | RED ZONE SCORING TD PERCENTAGE | |
| 2018 - 2nd | (4.8) | 2018 - 5th | (210.0) | 2018 - 13th | (.069) | 2018 - 10thT | (50.0%) | 2018 - 8th | (43.7) | 2018 - 24th | (63.4%) |
| 2017 - 7th | (5.0) | 2017 - 10th | (213.8) | 2017 - 11th | (.067) | 2017 - 11th | (37.5%) | 2017 - 9th | (44.6) | 2017 - 11th | (48.9%) |
| 2016 - 8th | (5.2) | 2016 - 9th | (232.8) | 2016 - 24th | (.051) | 2016 - 25thT | (68.8%) | 2016 - 13th | (44.9) | 2016 - 18th | (55.3%) |
| 2015 - 13th | (5.4) | 2015 - 10th | (233.6) | 2015 - 13th | (.064) | 2015 - 10thT | (44.4%) | 2015 - 24th | (45.9) | 2015 - 11th | (53.2%) |
| 2014 - 8th | (5.2) | 2014 - 23rd | (248.7) | 2014 - 7th | (.076) | 2014 - 8th | (35.7%) | 2014 - 26th | (45.9) | 2014 - 2nd | (42.6%) |
| 2013 - 12th | (5.2) | 2013 - 12th | (230.1) | 2013 - 11th | (.068) | 2013 - 23rdT | (57.1%) | 2013 - 22nd | (45.8) | 2013 - 7th | (48.8%) |
| 2012 - 10th | (5.2) | 2012 - 17th | (228.1) | 2012 - 17th | (.062) | 2012 - 17thT | (50.0%) | 2012 - 26th | (46.2) | 2012 - 2nd | (43.4%) |
| 2011 - 2nd | (4.6) | 2011 - 4th | (196.3) | 2011 - 3rd | (.082) | 2011 - 21st | (47.6%) | 2011 - 8th | (43.6) | 2011 - 1st | (38.1%) |
| 2010 - 6th | (5.1) | 2010 - 21st | (224.9) | 2010 - 32nd | (.043) | 2010 - 17thT | (50.0%) | 2010 - 17th | (43.5) | 2010 - 5th | (42.5%) |
| 2009 - 3rd | (4.9) | 2009 - 8thT | (207.3) | 2009 - 20th | (.058) | 2009 - 6th | (41.2%) | 2009 - 13th | (43.4) | 2009 - 4th | (41.9%) |
| 2008 - 3rd | (4.5) | 2008 - 2nd | (179.7) | 2008 - 14th | (.060) | 2008 - 1st | (18.8%) | 2008 - 9th | (42.8) | 2008 - 2nd | (35.9%) |
| 2007 - 10th | (5.0) | 2007 - 20th | (222.3) | 2007 - 16th | (.061) | 2007 - 18thT | (53.8%) | 2007 - 17th | (43.1) | 2007 - 3rd | (42.3%) |
| 2006 - 1st | (4.5) | 2006 - 6th | (188.2) | 2006 - 1st | (.105) | 2006 - 7th | (39.1%) | 2006 - 29th | (44.9) | 2006 - 1st | (33.3%) |
| 2005 - 3rd | (4.6) | 2005 - 8th | (184.9) | 2005 - 11th | (.074) | 2005 - 5thT | (33.3%) | 2005 - 7th | (40.5) | 2005 - 5th | (45.2%) |
| 2004 - 5th | (4.8) | 2004 - 10th | (195.1) | 2004 - 12th | (.072) | 2004 - 2nd | (25.0%) | 2004 - 3rd | (40.1) | 2004 - 2nd | (40.0%) |
| 2003 - 1st | (4.4) | 2003 - 4th | (175.3) | 2003 - 1st | (.081) | 2003 - 3rd | (29.4%) | 2003 - 9th | (40.1) | 2003 - 13th | (48.5%) |
| 2002 - 10th | (5.1) | 2002 - 26th | (224.4) | 2002 - 23rd | (.054) | 2002 - 29th | (71.4%) | 2002 - 14th | (42.5) | 2002 - 9th | (47.2%) |
| 2001 - 1st | (4.4) | 2001 - 8th | (189.7) | 2001 - 9th | (.075) | 2001 - 11thT | (40.0%) | 2001 - 14th | (41.6) | 2001 - 4th | (39.0%) |
| 2000 - 2nd | (4.3) | 2000 - 8th | (187.3) | 2000 - 22nd | (.062) | 2000 - 4th | (21.1%) | 2000 - 31st | (44.5) | 2000 - 2nd | (29.6%) |
| 1999 - 1st | (4.1) | 1999 - 6th | (186.9) | 1999 - 9th | (.076) | 1999 - 19th | (46.7%) | 1999 - 21st | (42.9) | 1999 - 16th | (47.6%) |
| 1998 - 18th | (5.0) | 1998 - 24th | (224.5) | 1998 - 20th | (.067) | 1998 - 8th | (36.4%) | 1998 - 10th | (42.5) | 1998 - 13th | (48.7%) |
| 1997 - 18th | (5.0) | 1997 - 28th | (229.6) | 1997 - 18th | (.070) | 1997 - 17thT | (50.0%) | 1997 - 25th | (44.0) | 1997 - 17th | (52.1%) |
| 1996 - 29th | (5.5) | 1996 - 30th | (248.1) | 1996 - 26th | (.053) | 1996 - 18th | (53.8%) | 1996 - 13th | (42.4) | 1996 - 24th | (56.7%) |
| RUSHING YARDS/ GAME | | NET YARDS PER PASS PLAY | | 1ST DOWNS PER GAME | | PUNT RETURN AVERAGE | | NET PUNTING AVERAGE | | FIELD GOAL PERCENTAGE | |
| 2018 - 4th | (82.9) | 2018 - 2nd | (5.4) | 2018 - 2nd | (17.9) | 2018 - 25th | (10.2) | 2018 - 7th | (38.2) | 2018 - 6th | (76.9%) |
| 2017 - 15th | (111.3) | 2017 - 4th | (5.6) | 2017 - 9th | (18.5) | 2017 - 20th | (8.1) | 2017 - 11th | (40.2) | 2017 - 14thT | (84.8%) |
| 2016 - 5th | (89.4) | 2016 - 10th | (6.1) | 2016 - 3rdT | (18.4) | 2016 - 29th | (11.4) | 2016 - 15th | (40.0) | 2016 - 4th | (72.7%) |
| 2015 - 12th | (103.8) | 2015 - 16th | (6.4) | 2015 - 12th | (19.4) | 2015 - 2nd | (5.0) | 2015 - 12th | (39.1) | 2015 - 14thT | (83.3%) |
| 2014 - 4th | (88.3) | 2014 - 12th | (6.2) | 2014 - 14thT | (19.4) | 2014 - 9th | (7.2) | 2014 - 20th | (40.0) | 2014 - 16th | (83.3%) |
| 2013 - 11th | (105.4) | 2013 - 16th | (6.2) | 2013 - 6thT | (17.8) | 2013 - 17th | (9.1) | 2013 - 4th | (37.5) | 2013 - 25th | (91.4%) |
| 2012 - 20th | (122.8) | 2012 - 16th | (6.1) | 2012 - 21stT | (20.4) | 2012 - 7th | (7.8) | 2012 - 27th | (41.2) | 2012 - 32nd | (94.9%) |
| 2011 - 2nd | (92.6) | 2011 - 3rd | (5.9) | 2011 - 4th | (16.8) | 2011 - 24th | (11.9) | 2011 - 14th | (38.4) | 2011 - 29th | (90.3%) |
| 2010 - 5th | (93.9) | 2010 - 7th | (6.0) | 2010 - 10thT | (17.7) | 2010 - 11th | (8.1) | 2010 - 27th | (39.1) | 2010 - 19th | (84.4%) |
| 2009 - 5th | (93.3) | 2009 - 14th | (6.3) | 2009 - 7thT | (17.5) | 2009 - 10th | (7.6) | 2009 - 11th | (37.2) | 2009 - 30th | (88.9%) |
| 2008 - 3rd | (81.4) | 2008 - 3rd | (5.4) | 2008 - 1st | (14.3) | 2008 - 6th | (6.4) | 2008 - 11th | (36.6) | 2008 - 30th | (95.5%) |
| 2007 - 2nd | (79.3) | 2007 - 30th | (7.3) | 2007 - 2ndT | (16.1) | 2007 - 21st | (9.9) | 2007 - 18th | (37.4) | 2007 - 21st | (86.0%) |
| 2006 - 2nd | (75.9) | 2006 - 2nd | (5.9) | 2006 - 1st | (14.8) | 2006 - 20th | (9.2) | 2006 - 28th | (38.3) | 2006 - 8th | (73.9%) |
| 2005 - 9th | (99.4) | 2005 - 2nd | (5.6) | 2005 - 10th | (17.3) | 2005 - 22nd | (8.7) | 2005 - 1st | (33.0) | 2005 - 31st | (93.5%) |
| 2004 - 8thT | (105.1) | 2004 - 9th | (6.2) | 2004 - 6th | (17.1) | 2004 - 14th | (7.8) | 2004 - 3rd | (33.1) | 2004 - 17th | (83.9%) |
| 2003 - 6th | (96.0) | 2003 - 1st | (5.3) | 2003 - 3rd | (15.5) | 2003 - 10th | (8.4) | 2003 - 13th | (34.0) | 2003 - 30th | (90.3%) |
| 2002 - 13th | (110.1) | 2002 - 20th | (6.3) | 2002 - 23rd | (19.8) | 2002 - 24th | (11.8) | 2002 - 10th | (32.8) | 2002 - 29thT | (87.9%) |
| 2001 - 4th | (88.2) | 2001 - 2nd | (5.5) | 2001 - 3rdT | (16.4) | 2001 - 3rd | (5.5) | 2001 - 4th | (33.6) | 2001 - 2nd | (87.6%) |
| 2000 - 1st | (60.6) | 2000 - 7th | (5.7) | 2000 - 2nd | (13.5) | 2000 - 13th | (9.3) | 2000 - 5th | (33.1) | 2000 - 9th | (83.3%) |
| 1999 - 2nd | (76.9) | 1999 - 1st | (4.9) | 1999 - 5thT | (16.2) | 1999 - 25th | (10.9) | 1999 - 29th | (36.9) | 1999 - 11thT | (76.0%) |
| 1998 - 16th | (106.6) | 1998 - 23rd | (6.7) | 1998 - 17th | (18.6) | 1998 - 4th | (7.1) | 1998 - 2nd | (33.6) | 1998 - 25thT | (86.7%) |
| 1997 - 10th | (105.6) | 1997 - 23rd | (6.6) | 1997 - 23rd | (19.1) | 1997 - 11th | (8.7) | 1997 - 11th | (35.5) | 1997 - 6th | (70.6%) |
| 1996 - 23rd | (120.0) | 1996 - 29th | (7.4) | 1996 - 29th | (21.9) | 1996 - 16th | (10.1) | 1996 - 16th | (35.6) | 1996 - 27th | (90.3%) |

YEAR-BY-YEAR TOTALS/RANKINGS

OFFENSE

| YEAR | TOTAL PLAYS | 1ST DOWNS | NET RUSH YARDS | LEAGUE RANK | NET PASS YARDS | LEAGUE RANK | TOTAL NET YARDS | LEAGUE RANK | TOTAL POINTS |
|------|-------------|-----------|----------------|-------------|----------------|-------------|-----------------|-------------|------------------|
| 1996 | 1,024 | 338 | 1,745 | 14 | 3,978 | 2 | 5,723 | 3 | 371 |
| 1997 | 1,043 | 292 | 1,589 | 22 | 3,702 | 5 | 5,291 | 9 | 326 |
| 1998 | 926 | 243 | 1,629 | 20 | 2,869 | 25 | 4,498 | 26 | 269 |
| 1999 | 1,033 | 259 | 1,754 | 16 | 3,024 | 25 | 4,778 | 24 | 324 |
| 2000 | 1,058 | 288 | 2,199 | 5 | 2,815 | 22 | 5,014 | 16 | 333 |
| 2001 | 1,080 | 299 | 1,810 | 11 | 3,314 | 16 | 5,124 | 14 | 303 |
| 2002 | 947 | 261 | 1,792 | 16 | 2,847 | 27 | 4,639 | 26 | 316 |
| 2003 | 1,009 | 259 | 2,674 | 1 | 2,255 | 32 | 4,929 | 21 | 391 |
| 2004 | 991 | 260 | 2,063 | 9 | 2,312 | 31 | 4,375 | 31 | 317 |
| 2005 | 1,056 | 286 | 1,605 | 21 | 3,088 | 22 | 4,693 | 24 | 265 |
| 2006 | 1,017 | 282 | 1,637 | 25 | 3,435 | 11 | 5,072 | 17 | 353 |
| 2007 | 1,042 | 291 | 1,797 | 16 | 3,035 | 23 | 4,832 | 22 | 275 |
| 2008 | 1,058 | 300 | 2,376 | 4 | 2,808 | 28 | 5,184 | 18 | 385 |
| 2009 | 1,014 | 320 | 2,200 | 5 | 3,419 | 18 | 5,619 | 13 | 391 |
| 2010 | 1,018 | 303 | 1,831 | 14 | 3,335 | 20 | 5,166 | 22 | 357 |
| 2011 | 1,036 | 312 | 1,996 | 10 | 3,423 | 19 | 5,419 | 15 | 378 |
| 2012 | 1,042 | 314 | 1,901 | 11 | 3,739 | 15 | 5,640 | 16 | 398 |
| 2013 | 1,090 | 295 | 1,328 | 30 | 3,590 | 18 | 4,918 | 29 | 320 |
| 2014 | 1,022 | 345 | 2,019 | 8 | 3,819 | 13 | 5,838 | 12 | 409 [^] |
| 2015 | 1,083 | 323 | 1,478 | 26 | 4,271 | 8 | 5,749 | 14 | 328 |
| 2016 | 1,079 | 316 | 1,463 | 28 | 4,100 | 12 | 5,563 | 17 | 343 |
| 2017 | 1,054 | 311 | 1,856 | 11 | 3,030 | 29 | 4,886 | 27 | 395 |
| 2018 | 1,135 | 367 | 2,441 | 2 | 3,558 | 22 | 5,999 | 9 | 389 |

DEFENSE

| YEAR | TOTAL PLAYS | 1ST DOWNS | NET RUSH YARDS | LEAGUE RANK | NET PASS YARDS | LEAGUE RANK | TOTAL NET YARDS | LEAGUE RANK | TOTAL POINTS |
|------|-------------|-----------|----------------|-------------|----------------|-------------|-----------------|-------------|--------------|
| 1996 | 1,075 | 351 | 1,920 | 23 | 3,969 | 30 | 5,889 | 30 | 441 |
| 1997 | 1,068 | 306 | 1,690 | 10 | 3,673 | 28 | 5,363 | 25 | 345 |
| 1998 | 1,050 | 298 | 1,705 | 16 | 3,592 | 24 | 5,297 | 22 | 335 |
| 1999 | 1,040 | 260 | 1,231 | 2 | 2,991 | 6 | 4,222 | 2 | 277 |
| 2000 | 924 | 216 | 970 | 1 | 2,997 | 8 | 3,967 | 2 | 165* |
| 2001 | 1,010 | 262 | 1,411 | 4 | 3,035 | 8 | 4,446 | 2 | 265 |
| 2002 | 1,077 | 316 | 1,762 | 13 | 3,591 | 26 | 5,353 | 22 | 354 |
| 2003 | 1,026 | 248 | 1,536 | 6 | 2,805 | 4 | 4,341 | 3 | 281 |
| 2004 | 1,009 | 273 | 1,681 | 8T | 3,122 | 10 | 4,803 | 6 | 268 |
| 2005 | 998 | 277 | 1,591 | 9 | 2,964 | 8 | 4,555 | 5 | 299 |
| 2006 | 936 | 236 | 1,214 | 2 | 3,011 | 6 | 4,225 | 1 | 201 |
| 2007 | 968 | 258 | 1,268 | 2 | 3,557 | 20 | 4,825 | 6 | 384 |
| 2008 | 928 | 228 | 1,302 | 3 | 2,875 | 2 | 4,177 | 2 | 244 |
| 2009 | 991 | 280 | 1,492 | 5 | 3,316 | 8T | 4,808 | 3 | 261 |
| 2010 | 1,007 | 284 | 1,503 | 5 | 3,599 | 21 | 5,102 | 10 | 270 |
| 2011 | 1,002 | 269 | 1,482 | 2 | 3,140 | 4 | 4,622 | 3 | 266 |
| 2012 | 1,086 | 326 | 1,965 | 20 | 3,650 | 17 | 5,615 | 17 | 344 |
| 2013 | 1,032 | 284 | 1,687 | 11 | 3,681 | 12 | 5,368 | 12 | 352 |
| 2014 | 1,034 | 311 | 1,412 | 4 | 3,979 | 23 | 5,391 | 8 | 302 |
| 2015 | 1,000 | 311 | 1,661 | 12 | 3,737 | 10 | 5,398 | 8 | 401 |
| 2016 | 993 | 294 | 1,430 | 5 | 3,724 | 9 | 5,154 | 7 | 321 |
| 2017 | 1,045 | 296 | 1,780 | 15 | 3,421 | 10 | 5,201 | 12 | 303 |
| 2018 | 974 | 286 | 1,327 | 4 | 3,360 | 5 | 4,687 | 1 | 287 |

* 16-game NFL record ^ Franchise record

DEFENSIVE DOMINANCE

Entering the 2019 season, the Ravens' defense ranks in the Top 3 in several major defensive categories dating back to its 2000 Super Bowl-winning campaign. Below is where Baltimore's stout unit stands since 2000.

POINTS PER GAME ALLOWED (2000-18)

1. Baltimore 18.3
2. Pittsburgh 18.4
3. New England 18.8

OPPONENT QB RATING (2000-18)

1. Baltimore 76.1
2. Pittsburgh 79.4
3. Buffalo 80.6

NET YARDS ALLOWED (2000-18)

1. Pittsburgh 297.9
2. Baltimore 302.7
3. Denver 322.2

RUSHING YPG ALLOWED (2000-18)

1. Pittsburgh 92.3
2. Baltimore 93.7
3. Minnesota 104.1

SERVICE/SCORING RECORDS

SERVICE RECORDS

MOST SEASONS

| | |
|-----------|-------------------------------------|
| 17 | Ray Lewis (1996-2012) |
| 16 | Terrell Suggs (2003-present) |
| 13 | Sam Koch (2006-present) |
| | Matt Stover (1996-2008) |
| 12 | Marshal Yanda (2007-present) |
| | Jonathan Ogden (1996-2007) |
| 11 | Joe Flacco (2008-present) |
| | Ed Reed (2002-12) |
| | Mike Flynn (1997-2007) |

MOST CONSECUTIVE STARTS

| | |
|-----|-----------------------------|
| 122 | Joe Flacco (2008-15) |
| 80 | Michael Oher (2009-13) |
| | Jarret Johnson (2007-11) |
| 73 | Michael McCrary (1997-2001) |
| | Jamie Sharper (1997-2001) |
| 64 | Matt Birk (2009-12) |
| | Rod Woodson (1998-2001) |

MOST GAMES PLAYED

| | |
|------------|-------------------------------------|
| 229 | Terrell Suggs (2003-2018) |
| 228 | Ray Lewis (1996-2012) |
| 208 | Sam Koch (2006-present) |
| 207 | Matt Stover (1996-2008) |
| 177 | Jonathan Ogden (1996-2007) |
| 163 | Joe Flacco (2008-2018) |
| 162 | Marshal Yanda (2007-present) |
| 160 | Ed Reed (2002-12) |

MOST CONSECUTIVE GAMES PLAYED

| | |
|------------|-------------------------------------|
| 208 | Sam Koch (2006-present) |
| 129 | Jarret Johnson (2003-11) |
| 122 | Joe Flacco (2008-15) |
| 112 | Justin Tucker (2012-present) |
| 111 | Peter Boulware (1997-2003) |
| 110 | Matt Stover (2002-08) |
| 105 | Terrell Suggs (2003-09) |
| 97 | Matt Stover (1996-2002) |

SCORING RECORDS

MOST POINTS SCORED

| | |
|---------------|---|
| CAREER | 1,464 Matt Stover (402 PATs, 354 FGs), 1996-2008 |
| 952 | Justin Tucker (241 PATs, 237 FGs), 2012-18 |
| 294 | Billy Cundiff (96 PATs, 66 FGs), 2009-11 |

SEASON

| | |
|------------|--|
| 141 | Justin Tucker (36 PATs, 35 FGs), 2018 |
| | Justin Tucker (39 PATs, 34 FGs), 2017 |
| | Justin Tucker (27 PATs, 38 FGs), 2016 |
| 140 | Justin Tucker (26 PATs, 38 FGs), 2013 |
| 135 | Matt Stover (30 PATs, 35 FGs), 2000 |

GAME

| | |
|-----------|---|
| 24 | Marcus Robinson (11/23/03 vs. Sea.), 4 TDs |
| 18 | Justin Tucker (12/16/13 at Det.), 6 FGs |
| | Ray Rice (10/30/11 vs. Ari.), 3 TDs |
| | Torrey Smith (9/25/11 at STL), 3 TDs |
| | Anquan Boldin (9/26/10 vs. Cle.), 3 TDs |
| | Willis McGahee (1/3/10 at Oak.), 3 TDs |
| | Jamal Lewis (twice, 11/19/06 vs. Atl.; 12/7/03 vs. Cin.), 3 TDs |
| | Matt Stover (9/21/97 at Ten.), 5 FGs, 3 PATs |
| | Qadry Ismail (12/12/99 at Pit.), 3 TDs |
| | Jermaine Lewis (12/7/97 vs. Sea.), 3 TDs |
| | Michael Jackson (12/22/96 vs. Hou.), 3 TDs |

MOST POINTS BY A ROOKIE

SEASON

| | |
|------------|--|
| 132 | Justin Tucker (2012), 30 FGs, 42 PATs |
| 44 | Marlon Brown (2013), 7 TDs, 1 (2-pt.) |
| 42 | Torrey Smith (2011), 7 TDs |
| 38 | Jamal Lewis (2000), 6 TDs, 1 (2-pt.) |

GAME

| | |
|-----------|---|
| 18 | Torrey Smith (9/25/11 at STL), 3 TDs |
| 15 | Justin Tucker (12/23/12 vs. NYG), 4 FGs, 3 PATs |
| 14 | Marlon Brown (11/3/13 at Cle.), 2 TDs, 1 2-pt. |
| 14 | Justin Tucker (9/10/12 vs. Cin.), 3 FGs, 5 PATs |
| 13 | Justin Tucker (11/11/12 vs. Oak.), 2 FGs, 7 PATs |

MOST CONSECUTIVE GAMES SCORING

| | |
|------------|--|
| 112 | Justin Tucker (9/10/12-present) |
| 92 | Matt Stover (9/30/02-12/16/07) |

MOST TOUCHDOWNS

CAREER

| | |
|----|---|
| 47 | Jamal Lewis (2000-06), 45 rush, 2 rec. |
| 43 | Ray Rice (2008-13), 37 rush, 6 rec. |
| 41 | Todd Heap (2001-10), 41 rec. |
| 35 | Willis McGahee (2007-10), 31 rush, 4 rec. |

SEASON

| | |
|----|--|
| 15 | Ray Rice (2011), 12 rush, 3 rec. |
| 14 | Willis McGahee (2009), 12 rush, 2 rec. |
| | Jamal Lewis (2003), 14 rush |
| | Michael Jackson (1996), 14 rec. |
| 11 | Torrey Smith (2014), 11 rec. |
| | LeRon McClain (2008), 10 rush, 1 rec. |

GAME

| | |
|---|--|
| 4 | Marcus Robinson (11/23/03 vs. Sea.), 4 rec. |
| 3 | Ray Rice (10/30/11 vs. Ari.), 3 rush |
| | Torrey Smith (9/25/11 at STL), 3 rec. |
| | Anquan Boldin (9/26/10 vs. Cle.), 3 rec. |
| | Willis McGahee (1/3/10 at Oak.), 3 rush |
| | Jamal Lewis (twice, 11/19/06 vs. Atl.; 12/7/03 vs. Cin.), 3 rush |
| | Qadry Ismail (12/12/99 at Pit.), 3 rec. |
| | Jermaine Lewis (12/7/97 vs. Sea.), 2 PR, 1 rec. |
| | Michael Jackson (12/22/96 vs. Hou.), 3 rec. |

MOST TOUCHDOWNS, ROOKIE SEASON

| | |
|---|-----------------------------|
| 7 | Marlon Brown (2013), 7 rec. |
| | Torrey Smith (2011), 7 rec. |
| 6 | Jamal Lewis (2000), 6 rush |

MOST CONSECUTIVE GAMES SCORING A TD

| | |
|---|------------------------------------|
| 7 | Willis McGahee, 2007 (games 6-12) |
| 5 | Ray Rice, 2009 (games 5-9) |
| | Michael Jackson, 1996 (games 7-11) |
| 4 | Alex Collins, 2017 (games 10-13) |
| | Willis McGahee, 2009 (games 1-4) |
| | Jamal Lewis, 2003 (games 1-4) |

MOST (KICKING) PAT ATTEMPTED

CAREER

| | |
|------------|--------------------------------|
| 403 | Matt Stover (1996-2008) |
| 242 | Justin Tucker (2012-18) |
| 96 | Billy Cundiff (2009-11) |

SEASON

| | |
|-----------|---|
| 42 | Justin Tucker (2014, 2012) |
| 41 | Matt Stover (2008) |
| 39 | Justin Tucker (2017); Billy Cundiff (2010) |

GAME

| | |
|----------|--|
| 7 | Justin Tucker (11/11/12 vs. Oak.) |
| 6 | Justin Tucker (10/12/14 at TB) |
| | Billy Cundiff (12/13/09 vs. Det.) |
| | Matt Stover (12/19/05 vs. GB) |

MOST (KICKING) PAT MADE

CAREER

| | |
|------------|--------------------------------|
| 402 | Matt Stover (1996-2008) |
| 241 | Justin Tucker (2012-18) |
| 96 | Billy Cundiff (2009-11) |

SEASON

| | |
|-----------|---|
| 42 | Justin Tucker (2014, 2012) |
| 41 | Matt Stover (2008) |
| 39 | Justin Tucker (2017); Billy Cundiff (2010) |

GAME

| | |
|----------|--|
| 7 | Justin Tucker (11/11/12 vs. Oak.) |
| 6 | Justin Tucker (10/12/14 at TB) |
| | Billy Cundiff (12/13/09 vs. Det.) |
| | Matt Stover (12/19/05 vs. GB) |

MOST CONSECUTIVE (KICKING) PAT MADE

| | |
|-----|---------------------------------|
| 389 | Matt Stover (10/27/96-12/28/08) |
|-----|---------------------------------|

HIGHEST (KICKING) PAT PERCENTAGE

CAREER (MIN. 40 ATT.)

| | |
|-------------|--|
| 1.000 | Billy Cundiff (2009-11, 96 of 96) |
| .998 | Matt Stover (1996-2008, 402 of 403) |
| .996 | Justin Tucker (2012-18, 241 of 242) |

MOST 2-POINT CONVERSIONS

CAREER

| | |
|---|---------------------------|
| 5 | Todd Heap (2001-10) |
| 3 | Michael Jackson (1996-98) |

SEASON

| | |
|----|---|
| *4 | Todd Heap (2003) |
| 2 | Steve Smith Sr. (2016) |
| | Floyd Turner (1998), Michael Jackson (1996) |

GAME

| | |
|-----|----------------------------------|
| **2 | Todd Heap (10/19/03 at Cin.) |
| | Michael Jackson (10/6/96 vs. NE) |

MOST FIELD GOALS ATTEMPTED

CAREER

| | |
|------------|--------------------------------|
| 418 | Matt Stover (1996-2008) |
| 263 | Justin Tucker (2012-18) |
| 83 | Billy Cundiff (2009-11) |

SEASON

| | |
|-----------|---|
| 41 | Justin Tucker (2013) |
| 40 | Justin Tucker (2015) |
| 39 | Justin Tucker (2018, 2016), Matt Stover (2000) |

GAME

| | |
|----------|---|
| 6 | Justin Tucker (12/16/13 at Det.) |
| | Billy Cundiff (11/22/09 vs. Ind.) |
| | Matt Stover (9/21/97 at Ten.) |

MOST FIELD GOALS MADE

CAREER

| | |
|------------|--------------------------------|
| 354 | Matt Stover (1996-2008) |
| 237 | Justin Tucker (2012-18) |
| 66 | Billy Cundiff (2009-11) |

SEASON

| | |
|-----------|---|
| 38 | Justin Tucker (2016, 2013) |
| 35 | Justin Tucker (2018), Matt Stover (2000) |

GAME

| | |
|----------|---|
| 6 | Justin Tucker (12/16/13 at Det.) |
| 5 | 8 times, last by |
| | Justin Tucker (11/11/15 vs. SD) |

MOST CONSECUTIVE FIELD GOALS MADE

| | |
|-----------|--|
| 36 | Matt Stover (10/31/05-11/19/06) |
| 35 | Justin Tucker (12/13/15-12/12/16) |
| 33 | Justin Tucker (9/22/13-12/16/13) |
| 23 | Justin Tucker (11/5/17-9/23/18) |
| 22 | Matt Stover (11/7/99-9/17/00) |

MOST FIELD GOALS, 1 QUARTER

| | |
|----------|---|
| 3 | Justin Tucker (9/30/18 at Pit. - 4th qrt) |
| | Justin Tucker (1/3/16 at Cin. - 2nd qrt) |
| | Justin Tucker (9/11/14 vs. Pit. - 4th qrt) |
| | Justin Tucker (12/16/13 at Det. - 2nd qrt) |
| | Matt Stover, 8 times, last on |
| | 11/18/07 vs. Cle. - 4th qrt |

MOST CONSECUTIVE GAMES SCORING FGs

| | |
|-----|----------------------------------|
| *38 | Matt Stover (10/31/99 - 12/2/01) |
|-----|----------------------------------|

LONGEST FIELD GOAL MADE

| | |
|-----------|---|
| 61 | Justin Tucker (12/16/13 at Det.) |
| 57 | Justin Tucker (10/22/17 at Min.) |
| | Justin Tucker (11/27/16 vs. Cin.) |
| 56 | Justin Tucker, 3 times, last (12/22/18 at LAC) |
| | Wade Richey (9/14/03 vs. Cle.) |

LONGEST FIELD GOAL ATTEMPTED

| | |
|-------------|--|
| 65SH | Justin Tucker (12/22/18 at LAC) |
| 64B | Justin Tucker (10/12/14 at TB) |
| 62SH | Justin Tucker (10/11/17 vs. Pit.) |
| 61G | Justin Tucker (12/16/13 at Det.) |

HIGHEST FIELD GOAL PERCENTAGE

CAREER (MIN. 50 ATT.)

| | |
|-------------|--|
| 90.1 | Justin Tucker (2012-18), 237 of 263 |
| 84.7 | Matt Stover (1996-2008), 354 of 418 |
| 79.5 | Billy Cundiff (2009-11), 66 of 83 |

SEASON (MIN. 16 ATT.)

| | |
|-------------|------------------------------------|
| 97.4 | Justin Tucker (2016), 38-39 |
| 93.3 | Matt Stover (2006), 28-30 |
| 92.7 | Justin Tucker (2013), 38-41 |

MOST SAFETIES

CAREER

| | |
|---|-----------------------------|
| 2 | Jameel McClain (2008-13) |
| 1 | Terrell Suggs (2003-18) |
| | Ed Reed (2002-12) |
| | Adalius Thomas (2000-06) |
| | Michael McCrary (1997-2002) |
| | Ray Lewis (1996-2012) |
| | Rob Burnett (1996-2001) |

SEASON

| | |
|---|------------------------|
| 2 | Jameel McClain (2008) |
| 1 | Terrell Suggs (2014) |
| | Ed Reed (2006) |
| | Adalius Thomas (2006) |
| | Michael McCrary (2000) |
| | Ray Lewis (1999) |
| | Rob Burnett (1998) |

GAME

| | |
|---|--|
| 1 | 8 times, last by Terrell Suggs (10/19/14 vs. Atl.) |
|---|--|

* NFL Record

** Ties NFL Record

ALL-TIME SCORING

| RK | NAME (SEASONS) | TOUCHDOWNS | | | | PATS | | FIELD GOALS | | | 2PT | S | PTS |
|----|-----------------------------------|------------|----------|----------|----------|------------|------------|-------------|------------|----------|----------|------------|-----|
| | | TOTAL | RUN | REC | RET | MADE | ATT | MADE | ATT | | | | |
| 1 | Matt Stover (1996-2008) | 0 | 0 | 0 | 0 | 402 | 403 | 354 | 418 | 0 | 0 | 1,464 | |
| 2 | Justin Tucker (2012-18) | 0 | 0 | 0 | 0 | 241 | 242 | 237 | 263 | 0 | 0 | 952 | |
| 3 | Billy Cundiff (2009-11) | 0 | 0 | 0 | 0 | 96 | 96 | 66 | 83 | 0 | 0 | 294 | |
| 4 | Jamal Lewis (2000-06) | 47 | 45 | 2 | 0 | 0 | 0 | 0 | 0 | 1 | 0 | 284 | |
| 5 | Ray Rice (2008-13) | 43 | 37 | 6 | 0 | 0 | 0 | 0 | 0 | 1 | 0 | 260 | |
| 6 | Todd Heap (2001-10) | 41 | 0 | 41 | 0 | 0 | 0 | 0 | 0 | 5 | 0 | 256 | |
| 7 | Willis McGahee (2007-10) | 35 | 31 | 4 | 0 | 0 | 0 | 0 | 0 | 0 | 0 | 210 | |
| 8 | Torrey Smith (2011-14) | 30 | 0 | 30 | 0 | 0 | 0 | 0 | 0 | 1 | 0 | 182 | |
| 9 | Derrick Mason (2005-10) | 29 | 0 | 29 | 0 | 0 | 0 | 0 | 0 | 1 | 0 | 176 | |
| 10 | Jermaine Lewis (1996-2001) | 22 | 0 | 16 | 6 | 0 | 0 | 0 | 0 | 0 | 0 | 132 | |
| 11 | Michael Jackson (1996-98) | 18 | 0 | 18 | 0 | 0 | 0 | 0 | 0 | 3 | 0 | 114 | |
| 12 | Derrick Alexander (1996-97) | 18 | 0 | 18 | 0 | 0 | 0 | 0 | 0 | 1 | 0 | 110 | |
| | Qadry Ismail (1999-2001) | 18 | 0 | 18 | 0 | 0 | 0 | 0 | 0 | 1 | 0 | 110 | |
| 14 | Joe Flacco (2008-18) | 16 | 16 | 0 | 0 | 0 | 0 | 0 | 0 | 0 | 0 | 96 | |
| 15 | Travis Taylor (2000-04) | 15 | 0 | 15 | 0 | 0 | 0 | 0 | 0 | 0 | 0 | 90 | |
| 16 | Steve Smith Sr. (2014-16) | 14 | 0 | 14 | 0 | 0 | 0 | 0 | 0 | 2 | 0 | 88 | |
| 17 | Anquan Boldin (2010-12) | 14 | 0 | 14 | 0 | 0 | 0 | 0 | 0 | 1 | 0 | 86 | |
| 18 | Javorius Allen (2015-18) | 14 | 8 | 6 | 0 | 0 | 0 | 0 | 0 | 0 | 0 | 84 | |
| | Mark Clayton (2005-09) | 14 | 2 | 12 | 0 | 0 | 0 | 0 | 0 | 0 | 0 | 84 | |
| | Alex Collins (2017-18) | 14 | 13 | 1 | 0 | 0 | 0 | 0 | 0 | 0 | 0 | 84 | |
| | Le'Ron McClain (2007-10) | 14 | 12 | 2 | 0 | 0 | 0 | 0 | 0 | 0 | 0 | 84 | |
| 22 | Ed Reed (2002-12) | 13 | 0 | 0 | 13 | 0 | 0 | 0 | 0 | 0 | 1 | 80 | |
| 23 | Dennis Pitta (2010-16) | 13 | 0 | 13 | 0 | 0 | 0 | 0 | 0 | 0 | 0 | 78 | |
| 24 | Priest Holmes (1997-2000) | 11 | 10 | 1 | 0 | 0 | 0 | 0 | 0 | 0 | 0 | 66 | |
| 25 | Justin Forsett (2014-16) | 10 | 10 | 0 | 0 | 0 | 0 | 0 | 0 | 1 | 0 | 62 | |
| 26 | Kamar Aiken (2014-16) | 10 | 0 | 9 | 1 | 0 | 0 | 0 | 0 | 0 | 0 | 60 | |
| 27 | Steve Hauschka (2008-09) | 0 | 0 | 0 | 0 | 27 | 28 | 10 | 15 | 0 | 0 | 57 | |
| 28 | Bam Morris (1996-97) | 9 | 8 | 1 | 0 | 0 | 0 | 0 | 0 | 0 | 0 | 54 | |
| 29 | Mike Wallace (2016-17) | 8 | 0 | 8 | 0 | 0 | 0 | 0 | 0 | 1 | 0 | 50 | |
| 30 | Patrick Johnson (1998-2001, 2005) | 8 | 0 | 7 | 1 | 0 | 0 | 0 | 0 | 0 | 0 | 48 | |
| | Jacoby Jones (2012-14) | 8 | 0 | 3 | 5 | 0 | 0 | 0 | 0 | 0 | 0 | 48 | |
| | Terrance West (2015-17) | 8 | 7 | 1 | 0 | 0 | 0 | 0 | 0 | 0 | 0 | 48 | |
| | Daniel Wilcox (2004-08) | 8 | 0 | 8 | 0 | 0 | 0 | 0 | 0 | 0 | 0 | 48 | |
| 34 | Floyd Turner (1996, 1998) | 7 | 0 | 7 | 0 | 0 | 0 | 0 | 0 | 2 | 0 | 46 | |
| 35 | Marlon Brown (2013-15) | 7 | 0 | 7 | 0 | 0 | 0 | 0 | 0 | 1 | 0 | 44 | |
| | Chester Taylor (2002-05) | 7 | 4 | 3 | 0 | 0 | 0 | 0 | 0 | 1 | 0 | 44 | |
| 37 | Ed Dickson (2010-13) | 7 | 0 | 7 | 0 | 0 | 0 | 0 | 0 | 0 | 0 | 42 | |
| | Eric Green (1996-98) | 7 | 0 | 7 | 0 | 0 | 0 | 0 | 0 | 0 | 0 | 42 | |
| | Chris McAlister (1999-2008) | 7 | 0 | 0 | 7 | 0 | 0 | 0 | 0 | 0 | 0 | 42 | |
| | Chris Moore (2016-18) | 7 | 0 | 4 | 3 | 0 | 0 | 0 | 0 | 0 | 0 | 42 | |
| | Errict Rhett (1998-99) | 7 | 5 | 2 | 0 | 0 | 0 | 0 | 0 | 0 | 0 | 42 | |
| | Shannon Sharpe (2000-01) | 7 | 0 | 7 | 0 | 0 | 0 | 0 | 0 | 0 | 0 | 42 | |
| | Brandon Stokley (1999-2002, 2013) | 7 | 0 | 7 | 0 | 0 | 0 | 0 | 0 | 0 | 0 | 42 | |
| 44 | Kyle Juszczyk (2013-16) | 6 | 1 | 5 | 0 | 0 | 0 | 0 | 0 | 1 | 0 | 38 | |
| 45 | Crockett Gillmore (2014-17) | 6 | 0 | 6 | 0 | 0 | 0 | 0 | 0 | 0 | 0 | 36 | |
| | Marcus Robinson (2003) | 6 | 0 | 6 | 0 | 0 | 0 | 0 | 0 | 0 | 0 | 36 | |
| 47 | Earnest Byner (1996-97) | 5 | 4 | 1 | 0 | 0 | 0 | 0 | 0 | 1 | 0 | 32 | |
| | Clarence Moore (2004-06) | 5 | 0 | 5 | 0 | 0 | 0 | 0 | 0 | 1 | 0 | 32 | |
| | Adalius Thomas (2000-06) | 5 | 0 | 0 | 5 | 0 | 0 | 0 | 0 | 0 | 1 | 32 | |
| 50 | Jason Brookins (2001) | 5 | 5 | 0 | 0 | 0 | 0 | 0 | 0 | 0 | 0 | 30 | |
| | John Brown (2018) | 5 | 0 | 5 | 0 | 0 | 0 | 0 | 0 | 0 | 0 | 30 | |
| | Kenneth Dixon (2016-18) | 5 | 4 | 1 | 0 | 0 | 0 | 0 | 0 | 0 | 0 | 30 | |
| | Lamar Jackson (2018) | 5 | 5 | 0 | 0 | 0 | 0 | 0 | 0 | 0 | 0 | 30 | |
| | Terry Jones (2002-05) | 5 | 0 | 5 | 0 | 0 | 0 | 0 | 0 | 0 | 0 | 30 | |
| | Bernard Pierce (2012-14) | 5 | 5 | 0 | 0 | 0 | 0 | 0 | 0 | 0 | 0 | 30 | |
| | Lorenzo Taliaferro (2014-16) | 5 | 5 | 0 | 0 | 0 | 0 | 0 | 0 | 0 | 0 | 30 | |
| | Rod Woodson (1998-2001) | 5 | 0 | 0 | 5 | 0 | 0 | 0 | 0 | 0 | 0 | 30 | |
| 58 | Justin Armour (1999) | 4 | 0 | 4 | 0 | 0 | 0 | 0 | 0 | 0 | 0 | 24 | |
| | Obafemi Ayanbadejo (1999-2001) | 4 | 2 | 2 | 0 | 0 | 0 | 0 | 0 | 0 | 0 | 24 | |
| | Michael Campanaro (2014-17) | 4 | 1 | 2 | 1 | 0 | 0 | 0 | 0 | 0 | 0 | 24 | |
| | Owen Daniels (2014) | 4 | 0 | 4 | 0 | 0 | 0 | 0 | 0 | 0 | 0 | 24 | |
| | Randy Hymes (2002-05) | 4 | 0 | 4 | 0 | 0 | 0 | 0 | 0 | 0 | 0 | 24 | |
| | Alan Ricard (2001-05) | 4 | 2 | 0 | 2 | 0 | 0 | 0 | 0 | 0 | 0 | 24 | |
| | Musa Smith (2003-07) | 4 | 4 | 0 | 0 | 0 | 0 | 0 | 0 | 0 | 0 | 24 | |
| | Benjamin Watson (2016-17) | 4 | 0 | 4 | 0 | 0 | 0 | 0 | 0 | 0 | 0 | 24 | |
| | Demetrius Williams (2006-09) | 4 | 0 | 4 | 0 | 0 | 0 | 0 | 0 | 0 | 0 | 24 | |
| 67 | Ray Lewis (1996-2012) | 3 | 0 | 0 | 3 | 0 | 0 | 0 | 0 | 0 | 1 | 20 | |

ALL-TIME SCORING [CONT'D]

| RK | NAME (SEASONS) | -----TOUCHDOWNS----- | | | | -----PATS----- | | ---FIELD GOALS--- | | 2PT | S | PTS |
|-----|---------------------------------|----------------------|----------|----------|----------|----------------|----------|-------------------|----------|----------|----------|-----------|
| | | TOTAL | RUN | REC | RET | MADE | ATT | MADE | ATT | | | |
| | Terrell Suggs (2003-18) | 3 | 0 | 0 | 3 | 0 | 0 | 0 | 0 | 0 | 1 | 20 |
| 69 | Terry Allen (2001) | 3 | 3 | 0 | 0 | 0 | 0 | 0 | 0 | 0 | 0 | 18 |
| | Mark Andrews (2018) | 3 | 0 | 3 | 0 | 0 | 0 | 0 | 0 | 0 | 0 | 18 |
| | Stoney Case (1999) | 3 | 3 | 0 | 0 | 0 | 0 | 0 | 0 | 0 | 0 | 18 |
| | Dallas Clark (2013) | 3 | 0 | 3 | 0 | 0 | 0 | 0 | 0 | 0 | 0 | 18 |
| | Michael Crabtree (2018) | 3 | 0 | 3 | 0 | 0 | 0 | 0 | 0 | 0 | 0 | 18 |
| | Devard Darling (2004-07) | 3 | 0 | 3 | 0 | 0 | 0 | 0 | 0 | 0 | 0 | 18 |
| | Yamon Figurs (2007-08) | 3 | 0 | 1 | 2 | 0 | 0 | 0 | 0 | 0 | 0 | 18 |
| | T.J. Houshmandzadeh (2010) | 3 | 0 | 3 | 0 | 0 | 0 | 0 | 0 | 0 | 0 | 18 |
| | Dawan Landry (2006-10) | 3 | 0 | 0 | 3 | 0 | 0 | 0 | 0 | 0 | 0 | 18 |
| | Jeremy Maclin (2017) | 3 | 0 | 3 | 0 | 0 | 0 | 0 | 0 | 0 | 0 | 18 |
| | Breshad Perriman (2015-17) | 3 | 0 | 3 | 0 | 0 | 0 | 0 | 0 | 0 | 0 | 18 |
| | B.J. Sams (2004-07) | 3 | 1 | 0 | 2 | 0 | 0 | 0 | 0 | 0 | 0 | 18 |
| | Jimmy Smith (2011-18) | 3 | 0 | 0 | 3 | 0 | 0 | 0 | 0 | 0 | 0 | 18 |
| | Lardarius Webb (2009-17) | 3 | 0 | 0 | 3 | 0 | 0 | 0 | 0 | 0 | 0 | 18 |
| | Chad Williams (2002-05) | 3 | 0 | 0 | 3 | 0 | 0 | 0 | 0 | 0 | 0 | 18 |
| | Maxx Williams (2015-18) | 3 | 0 | 3 | 0 | 0 | 0 | 0 | 0 | 0 | 0 | 18 |
| 85 | Gus Edwards (2018) | 2 | 2 | 0 | 0 | 0 | 0 | 0 | 0 | 1 | 0 | 14 |
| | Vinny Testaverde (1996-97) | 2 | 2 | 0 | 0 | 0 | 0 | 0 | 0 | 1 | 0 | 14 |
| | Tavon Young (2016-18) | 2 | 0 | 0 | 2 | 0 | 0 | 0 | 0 | 1 | 0 | 14 |
| 88 | Kyle Boller (2003-07) | 2 | 2 | 0 | 0 | 0 | 0 | 0 | 0 | 0 | 0 | 12 |
| | Tandon Doss (2011-13) | 2 | 0 | 1 | 1 | 0 | 0 | 0 | 0 | 0 | 0 | 12 |
| | Sam Gash (2000-02) | 2 | 0 | 2 | 0 | 0 | 0 | 0 | 0 | 0 | 0 | 12 |
| | Jay Graham (1997-99) | 2 | 2 | 0 | 0 | 0 | 0 | 0 | 0 | 0 | 0 | 12 |
| | Corey Harris (1998-2001) | 2 | 0 | 0 | 2 | 0 | 0 | 0 | 0 | 0 | 0 | 12 |
| | Will Hill III (2014-15) | 2 | 0 | 0 | 2 | 0 | 0 | 0 | 0 | 0 | 0 | 12 |
| | Jarret Johnson (2003-11) | 2 | 0 | 0 | 2 | 0 | 0 | 0 | 0 | 0 | 0 | 12 |
| | Ron Johnson (2002-03) | 2 | 0 | 1 | 1 | 0 | 0 | 0 | 0 | 0 | 0 | 12 |
| | Brian Kinchen (1996-98) | 2 | 0 | 2 | 0 | 0 | 0 | 0 | 0 | 0 | 0 | 12 |
| | Vonta Leach (2011-13) | 2 | 1 | 1 | 0 | 0 | 0 | 0 | 0 | 0 | 0 | 12 |
| | C.J. Mosley (2014-18) | 2 | 0 | 0 | 2 | 0 | 0 | 0 | 0 | 0 | 0 | 12 |
| | Ovie Mughelli (2003-06) | 2 | 0 | 2 | 0 | 0 | 0 | 0 | 0 | 0 | 0 | 12 |
| | Jonathan Ogden (1996-07) | 2 | 0 | 2 | 0 | 0 | 0 | 0 | 0 | 0 | 0 | 12 |
| | Roosevelt Potts (1998) | 2 | 0 | 2 | 0 | 0 | 0 | 0 | 0 | 0 | 0 | 12 |
| | Patrick Ricard (2017-18) | 2 | 0 | 2 | 0 | 0 | 0 | 0 | 0 | 0 | 0 | 12 |
| | Troy Smith (2007-09) | 2 | 2 | 0 | 0 | 0 | 0 | 0 | 0 | 0 | 0 | 12 |
| | Darren Waller (2015-17) | 2 | 0 | 2 | 0 | 0 | 0 | 0 | 0 | 0 | 0 | 12 |
| | Kelley Washington (2009) | 2 | 0 | 2 | 0 | 0 | 0 | 0 | 0 | 0 | 0 | 12 |
| | Ricky Williams (2011) | 2 | 2 | 0 | 0 | 0 | 0 | 0 | 0 | 0 | 0 | 12 |
| 107 | Jameel McClain (2008-13) | 1 | 0 | 0 | 1 | 0 | 0 | 0 | 0 | 0 | 2 | 10 |
| 108 | Chuck Evans (1999-2000) | 1 | 0 | 1 | 0 | 0 | 0 | 0 | 0 | 1 | 0 | 8 |
| | Shayne Graham (2011) | 0 | 0 | 0 | 0 | 2 | 2 | 2 | 2 | 0 | 0 | 8 |
| | Sam Koch (2006-18) | 1 | 1 | 0 | 0 | 0 | 0 | 0 | 0 | 1 | 0 | 8 |
| 111 | Anthony Allen (2011-12) | 1 | 1 | 0 | 0 | 0 | 0 | 0 | 0 | 0 | 0 | 6 |
| | Mike Anderson (2006-07) | 1 | 1 | 0 | 0 | 0 | 0 | 0 | 0 | 0 | 0 | 6 |
| | Herman Arvie (1996) | 1 | 0 | 1 | 0 | 0 | 0 | 0 | 0 | 0 | 0 | 6 |
| | Jeff Blake (2002) | 1 | 1 | 0 | 0 | 0 | 0 | 0 | 0 | 0 | 0 | 6 |
| | Lamont Brightful (2002-03) | 1 | 0 | 0 | 1 | 0 | 0 | 0 | 0 | 0 | 0 | 6 |
| | Mike Caldwell (1996) | 1 | 0 | 0 | 1 | 0 | 0 | 0 | 0 | 0 | 0 | 6 |
| | Kaelin Clay (2015-16) | 1 | 0 | 0 | 1 | 0 | 0 | 0 | 0 | 0 | 0 | 6 |
| | Kenyon Cotton (1997-98) | 1 | 1 | 0 | 0 | 0 | 0 | 0 | 0 | 0 | 0 | 6 |
| | Randall Cunningham (2001) | 1 | 1 | 0 | 0 | 0 | 0 | 0 | 0 | 0 | 0 | 6 |
| | Greg DeLong (1999) | 1 | 0 | 1 | 0 | 0 | 0 | 0 | 0 | 0 | 0 | 6 |
| | Darnell Dinkins (2004-05) | 1 | 0 | 1 | 0 | 0 | 0 | 0 | 0 | 0 | 0 | 6 |
| | Dwan Edwards (2004-09) | 1 | 0 | 0 | 1 | 0 | 0 | 0 | 0 | 0 | 0 | 6 |
| | Chris Givens (2015) | 1 | 0 | 1 | 0 | 0 | 0 | 0 | 0 | 0 | 0 | 6 |
| | Elvis Grbac (2001) | 1 | 1 | 0 | 0 | 0 | 0 | 0 | 0 | 0 | 0 | 6 |
| | Hayden Hurst (2018) | 1 | 0 | 1 | 0 | 0 | 0 | 0 | 0 | 0 | 0 | 6 |
| | Kevin Johnson (2004) | 1 | 0 | 1 | 0 | 0 | 0 | 0 | 0 | 0 | 0 | 6 |
| | Cyrus Jones (2018) | 1 | 0 | 0 | 1 | 0 | 0 | 0 | 0 | 0 | 0 | 6 |
| | James Jones (1996-98) | 1 | 0 | 1 | 0 | 0 | 0 | 0 | 0 | 0 | 0 | 6 |
| | John Jones (2000-03) | 1 | 0 | 1 | 0 | 0 | 0 | 0 | 0 | 0 | 0 | 6 |
| | Antonio Langham (1996-97) | 1 | 0 | 0 | 1 | 0 | 0 | 0 | 0 | 0 | 0 | 6 |
| | Jim Leonhard (2008) | 1 | 0 | 0 | 1 | 0 | 0 | 0 | 0 | 0 | 0 | 6 |
| | Chris Matthews (2015-17) | 1 | 0 | 1 | 0 | 0 | 0 | 0 | 0 | 0 | 0 | 6 |
| | Vince Mayle (2017) | 1 | 1 | 0 | 0 | 0 | 0 | 0 | 0 | 0 | 0 | 6 |
| | Steve McNair (2006-07) | 1 | 1 | 0 | 0 | 0 | 0 | 0 | 0 | 0 | 0 | 6 |
| | Haloti Ngata (2006-14) | 1 | 0 | 0 | 1 | 0 | 0 | 0 | 0 | 0 | 0 | 6 |
| | Ronnie Prude (2006-07) | 1 | 0 | 0 | 1 | 0 | 0 | 0 | 0 | 0 | 0 | 6 |
| | Bobby Rainey (2017) | 1 | 0 | 0 | 1 | 0 | 0 | 0 | 0 | 0 | 0 | 6 |
| | David Reed (2010-12) | 1 | 0 | 0 | 1 | 0 | 0 | 0 | 0 | 0 | 0 | 6 |

ALL-TIME SCORING (CONT'D)

| RK | NAME (SEASONS) | TOUCHDOWNS | | | | PATS MADE | FIELD GOALS | | | 2PT | S | PTS |
|-----|-----------------------------------|------------|----------|----------|----------|--------------|-------------|----------|----------|----------|----------|----------|
| | | TOTAL | RUN | REC | RET | | ATT | MADE | ATT | | | |
| | James Roe (1996-98) | 1 | 0 | 1 | 0 | 0 | 0 | 0 | 0 | 0 | 0 | 6 |
| | Cory Ross (2006-07) | 1 | 1 | 0 | 0 | 0 | 0 | 0 | 0 | 0 | 0 | 6 |
| | Deion Sanders (2004-05) | 1 | 0 | 0 | 1 | 0 | 0 | 0 | 0 | 0 | 0 | 6 |
| | Jamie Sharper (1997-2001) | 1 | 0 | 0 | 1 | 0 | 0 | 0 | 0 | 0 | 0 | 6 |
| | Daryl Smith (2013-15) | 1 | 0 | 0 | 1 | 0 | 0 | 0 | 0 | 0 | 0 | 6 |
| | Willie Snead IV (2018) | 1 | 0 | 1 | 0 | 0 | 0 | 0 | 0 | 0 | 0 | 6 |
| | Duane Starks (1998-2001) | 1 | 0 | 0 | 1 | 0 | 0 | 0 | 0 | 0 | 0 | 6 |
| | Quinn Sypniewski (2006-07) | 1 | 0 | 1 | 0 | 0 | 0 | 0 | 0 | 0 | 0 | 6 |
| | Tyrod Taylor (2011-14) | 1 | 1 | 0 | 0 | 0 | 0 | 0 | 0 | 0 | 0 | 6 |
| | Eric Weddle (2016-18) | 1 | 0 | 0 | 1 | 0 | 0 | 0 | 0 | 0 | 0 | 6 |
| | Brandon Williams (2013-18) | 1 | 0 | 0 | 1 | 0 | 0 | 0 | 0 | 0 | 0 | 6 |
| | Calvin Williams (1996) | 1 | 0 | 1 | 0 | 0 | 0 | 0 | 0 | 0 | 0 | 6 |
| | Cary Williams (2009-12) | 1 | 0 | 0 | 1 | 0 | 0 | 0 | 0 | 0 | 0 | 6 |
| | Josh Wilson (2010) | 1 | 0 | 0 | 1 | 0 | 0 | 0 | 0 | 0 | 0 | 6 |
| 153 | Nick Boyle (2015-18) | 0 | 0 | 0 | 0 | 0 | 0 | 0 | 0 | 2 | 0 | 4 |
| 154 | Wade Richey (2003-04) | 0 | 0 | 0 | 0 | 0 | 0 | 1 | 2 | 0 | 0 | 3 |
| 155 | Rob Burnett (1996-2001) | 0 | 0 | 0 | 0 | 0 | 0 | 0 | 0 | 0 | 1 | 2 |
| | Ben Coates (2000) | 0 | 0 | 0 | 0 | 0 | 0 | 0 | 0 | 1 | 0 | 2 |
| | Carwell Gardner (1996) | 0 | 0 | 0 | 0 | 0 | 0 | 0 | 0 | 1 | 0 | 2 |
| | Justin Green (2005-07) | 0 | 0 | 0 | 0 | 0 | 0 | 0 | 0 | 1 | 0 | 2 |
| | Michael McCrary (1997-2002) | 0 | 0 | 0 | 0 | 0 | 0 | 0 | 0 | 0 | 1 | 2 |

ALL-TIME DEFENSIVE TDs (65 REGULAR SEASON, 5 POSTSEASON)

1996

- LB Mike Caldwell 45 INT return; 11/24 vs. Jax.

1997

- CB Antonio Langham 40 INT return; 11/30 at Jax.

1998

- S Rod Woodson 60 INT return; 9/13 at NYJ
- S Rod Woodson 18 INT return; 11/8 vs. Oak.

1999

- S Rod Woodson 66 INT return; 11/7 at Cle.
- CB Duane Starks 43 INT return; 11/21 at Cin.
- S Rod Woodson 47 INT return; 12/5 vs. Ten.
- S Corey Harris 24 INT return; 12/19 vs. NO

2000

- CB Chris McAlister 98 INT return; 12/24 vs. NYJ

2000 POSTSEASON

- LB Ray Lewis 50 INT return; 1/7/01 at Ten.
- CB Duane Starks 49 INT return; 1/28/01 vs. NYG

2001

- S Rod Woodson 47 INT return; 12/2 vs. Ind.
- LB Jamie Sharper 8 FR; 1/7/02 vs. Min.

2002

- LB Adalius Thomas 25 INT return; 11/10 vs. Cin.
- S Chad Williams 98 INT return; 12/1 at Cin.

2003

- S Ed Reed 54 INT return; 9/14 vs. Cle.
- CB Chris McAlister 83 INT return; 10/12 at Ari.
- LB Ray Lewis 29 INT return; 11/30 vs. SF
- S Chad Williams 52 INT return; 12/21 at Cle.

2003 POSTSEASON

- S Will Demps 56 INT return; 1/3/04 vs. Ten.

*NFL Record

#Own FR following S Ed Reed fumble after INT

2004 (TIED CHI. FOR NFL LEAD IN DEFENSIVE TDs)

- CB Chris McAlister 51 INT return; 9/19 vs. Pit.
- S Ed Reed 22 FR; 10/10 at Was.
- S Deion Sanders 48 INT return; 10/24 vs. Buf.
- S Ed Reed 106 INT return; 11/7 vs. Cle.
- S Chad Williams 44 INT return; 11/21 vs. Dal.
- CB Chris McAlister 64 FR; 12/5 vs. Cin.#
- OLB Jarret Johnson 6 INT return; 1/2/05 vs. Mia.

2005

- LB Adalius Thomas 20 INT return; 12/4 vs. Hou.
- LB Adalius Thomas 35 FR; 12/19 vs. GB
- LB Adalius Thomas 9 FR; 1/1/06 at Cle.

2006 (RAVENS LED NFL IN DEFENSIVE TDs)

- CB Chris McAlister 60 INT return; 9/10 at TB
- CB Ronnie Prude 12 INT return; 10/29 at NO
- S Dawan Landry 12 INT return; 10/29 at NO
- S Ed Reed 25 INT (CB Samari Rolle lateral); 11/5 vs. Cin
- LB Adalius Thomas 57 FR; 11/26 vs. Pit.
- CB Chris McAlister 31 INT return; 12/31 vs. Buf.

2007

- LB Ray Lewis 35 INT return; 11/18 vs. Cle.

2008

- S Ed Reed 32 INT return; 9/21 vs. Cle.
- OLB Terrell Suggs 44 INT return; 10/19 at Mia.
- OLB Terrell Suggs 42 INT return; 11/2 at Cle.
- S Ed Reed 107 INT return; 11/23 vs. Phi.*
- S Jim Leonhard 35 INT return; 11/30 at Cin.
- S Ed Reed 22 FR; 12/7 vs. Was.

2008 POSTSEASON

- S Ed Reed 64 INT return; 1/4/09 at Mia.

2009

- DE Dwan Edwards FR in end zone; 10/4 at NE
- S Ed Reed 52 INT return; 10/11 vs. Cin.
- S Dawan Landry 48 INT return; 11/16 at Cle.

2010

- LB Ray Lewis 24 INT return; 11/21 at Car.
- S Dawan Landry 23 INT (S Ed Reed lateral); 11/21 at Car.
- CB Josh Wilson 12 INT return in OT; 12/13 at Hou.

2010 POSTSEASON

- DE Cory Redding 13 FR; 1/15/11 at Pit.

2011

- DT Haloti Ngata 28 FR; 9/25 at STL
- LB Jameel McClain 6 FR; 10/2 vs. NYJ
- LB Jarret Johnson 26 FR; 10/2 vs. NYJ
- CB Lardarius Webb 73 INT return; 10/2 vs. NYJ

2012

- S Ed Reed 34 INT return; 9/10 vs. Cin.
- CB Cary Williams 63 INT return; 9/27 vs. Cle.

2013

- LB Daryl Smith 37 INT return; 9/22 vs. Hou.

2014

- S Will Hill III 44 INT return; 11/24 at NO

2015

- **CB Jimmy Smith 24 INT return; 9/13 at Den.**
- LB C.J. Mosley 41 FR; 9/27 vs. Cin.

2016

- **WR Chris Moore 0 FR (muffed punt snap in end zone); 10/23 at NYJ**

2017

- **CB Jimmy Smith 47 FR; 10/8 at Oak.**
- LB C.J. Mosley 63 INT return; 10/26 vs. Mia.
- **CB Jimmy Smith 50 INT return; 10/26 vs. Mia.**
- S Eric Weddle 45 INT return; 12/3 vs. Det.
- **DT Brandon Williams 1 FR; 12/17 at Cle.**

2018

- OLB Terrell Suggs 43 FR; 11/25 vs. Oak.
- **CB Tavon Young 12 FR; 12/2 at Atl.**
- **CB Tavon Young 62 FR; 12/22 at LAC**

PASSING RECORDS

CAREER PASSING YARDS

| RK | NAME (SEASONS) | ATT. | CMP. | PCT. | YDS. | AVG./ | | PCT | INT. | PCT | SACKS/ | YDS./LST | RATE |
|----|-----------------------------------|------------|-----------|--------------|--------------|--------------|----------|------------|----------|------------|-----------|--------------|--------------|
| | | | | | | ATT. | TD | | | | | | |
| 1 | Flacco, Joe (2008-18) | 5,670 | 3,499 | 61.7 | 38,245 | 6.75 | 212 | 3.7 | 136 | 2.4 | 95t | 333/2,360 | 84.1 |
| 2 | Boller, Kyle (2003-08) | 1,311 | 746 | 56.9 | 7,846 | 5.98 | 45 | 3.4 | 44 | 3.4 | 77t | 102/660 | 71.9 |
| 3 | Testaverde, Vinny (1996-97) | 1,019 | 596 | 58.5 | 7,148 | 7.01 | 51 | 5.0 | 34 | 3.3 | 86t | 54/399 | 82.8 |
| 4 | McNair, Steve (2006-07) | 673 | 428 | 63.6 | 4,163 | 6.19 | 18 | 2.7 | 16 | 2.4 | 87t | 25/169 | 79.9 |
| 5 | Banks, Tony (1999-2000) | 594 | 319 | 53.7 | 3,714 | 6.25 | 25 | 4.2 | 16 | 2.7 | 76t | 53/342 | 75.7 |
| 6 | Grbac, Elvis (2001) | 467 | 265 | 56.7 | 3,033 | 6.49 | 15 | 3.2 | 18 | 3.9 | 77t | 28/215 | 71.1 |
| 7 | Wright, Anthony (2002-05) | 444 | 258 | 58.1 | 2,781 | 6.26 | 15 | 3.4 | 17 | 3.8 | 64 | 38/272 | 71.9 |
| 8 | Zeier, Eric (1996-98) | 318 | 184 | 57.9 | 2,367 | 7.44 | 12 | 3.8 | 5 | 1.6 | 92 | 39/262 | 87.3 |
| 9 | Blake, Jeff (2002) | 295 | 165 | 55.9 | 2,084 | 7.06 | 13 | 4.4 | 11 | 3.7 | 77t | 30/203 | 77.3 |
| 10 | Harbaugh, Jim (1998) | 293 | 164 | 56.0 | 1,839 | 6.28 | 12 | 4.1 | 11 | 3.8 | 66t | 23/145 | 72.9 |
| 11 | Dilfer, Trent (2000) | 226 | 134 | 59.3 | 1,502 | 6.65 | 12 | 5.3 | 11 | 4.9 | 59t | 23/135 | 76.6 |
| 12 | Jackson, Lamar (2018) | 170 | 99 | 58.2 | 1,201 | 7.06 | 6 | 3.5 | 3 | 1.8 | 74 | 16/71 | 84.5 |
| 13 | Redman, Chris (2000-03) | 198 | 106 | 53.5 | 1,111 | 5.61 | 7 | 3.5 | 5 | 2.5 | 36 | 17/113 | 71.3 |
| 14 | Case, Stoney (1999) | 170 | 77 | 45.3 | 988 | 5.81 | 3 | 1.8 | 8 | 4.7 | 54t | 17/116 | 50.3 |
| 15 | Mallett, Ryan (2015-17) | 119 | 70 | 58.8 | 648 | 5.45 | 4 | 3.4 | 3 | 2.5 | 39 | 2/19 | 74.5 |
| 16 | Cunningham, Randall (2001) | 89 | 54 | 60.7 | 573 | 6.44 | 3 | 3.4 | 2 | 2.2 | 30 | 12/66 | 81.3 |
| 17 | Smith, Troy (2007-09) | 89 | 48 | 53.9 | 558 | 6.27 | 3 | 3.4 | 1 | 1.1 | 79t | 5/30 | 79.7 |
| 18 | Clausen, Jimmy (2015) | 85 | 49 | 57.6 | 555 | 6.53 | 2 | 2.4 | 3 | 3.5 | 48t | 3/8 | 70.5 |
| 19 | Schaub, Matt (2015) | 80 | 52 | 65.0 | 540 | 6.75 | 3 | 3.8 | 4 | 5.0 | 48 | 3/27 | 76.0 |
| 20 | Mitchell, Scott (1999) | 56 | 24 | 42.9 | 236 | 4.21 | 1 | 1.8 | 4 | 7.1 | 28t | 6/30 | 31.5 |
| 21 | Taylor, Tyrod (2011-14) | 35 | 19 | 54.3 | 199 | 5.69 | 0 | 0.0 | 2 | 5.7 | 25 | 5/33 | 47.2 |
| 22 | Koch, Sam (2006-18) | 5 | 5 | 100.0 | 69 | 13.80 | 0 | 0.0 | 0 | 0.0 | 22 | 0/0 | 118.8 |
| 23 | Clayton, Mark (2005-09) | 5 | 2 | 40.0 | 32 | 6.40 | 1 | 20.0 | 0 | 0.0 | 32t | 0/0 | 101.7 |
| 24 | Griffin III, Robert (2018) | 6 | 2 | 33.3 | 21 | 3.50 | 0 | 0.0 | 0 | 0.0 | 14 | 0/0 | 44.4 |
| 25 | Lewis, Jermaine (1996-2001) | 1 | 1 | 100.0 | 3 | 3.00 | 0 | 0.0 | 0 | 0.0 | 3 | 0/0 | 79.2 |
| 26 | Rice, Ray (2008-13) | 2 | 1 | 50.0 | 1 | 0.50 | 1 | 50.0 | 0 | 0.0 | 1t | 0/0 | 95.8 |
| | Richardson, Wally (1997-98) | 2 | 1 | 50.0 | 1 | 0.50 | 0 | 0.0 | 0 | 0.0 | 1 | 0/0 | 56.3 |
| 28 | Heap, Todd (2001-10) | 1 | 0 | 0.0 | 0 | 0.00 | 0 | 0.0 | 0 | 0.0 | 0 | 0/0 | 39.6 |
| | Holmes, Priest (1997-2000) | 1 | 0 | 0.0 | 0 | 0.00 | 0 | 0.0 | 1 | 100.0 | 0 | 0/0 | 0.0 |
| | Hymes, Randy (2002-05) | 3 | 0 | 0.0 | 0 | 0.00 | 0 | 0.0 | 0 | 0.0 | 0 | 0/0 | 39.6 |
| | Tucker, Justin (2012-18) | 1 | 0 | 0.0 | 0 | 0.00 | 0 | 0.0 | 0 | 0.0 | 0 | 0/0 | 39.6 |
| | Zastudil, Dave (2002-05) | 1 | 0 | 0.0 | 0 | 0.00 | 0 | 0.0 | 0 | 0.0 | 0 | 0/0 | 39.6 |
| 33 | Boldin, Anquan (2010-12) | 1 | 1 | 100.0 | (-6) | -6.00 | 0 | 0.0 | 0 | 0.0 | -6 | 0/0 | 79.2 |
| 34 | Richardson, Kyle (1997-2001) | 1 | 1 | 100.0 | (-11) | -11.00 | 0 | 0.0 | 0 | 0.0 | -11 | 0/0 | 79.2 |

LONGEST PASS PLAYS

| | |
|-----|---|
| 95t | Joe Flacco to Mike Wallace vs. Pit., 11/6/16 |
| 92 | Eric Zeier to Derrick Alexander vs. Sea., 12/7/97 |
| 87t | Steve McNair to Mark Clayton at KC, 12/10/06 |
| 86t | Vinny Testaverde to Michael Jackson vs. Hou., 12/22/96 |
| 83t | Eric Zeier to Derrick Alexander at Cin., 12/21/97 |
| 80t | Joe Flacco to Steve Smith Sr. vs. Cin., 9/7/14 |
| 79t | Troy Smith to Derrick Mason at Sea., 12/23/07 |
| 77t | Kyle Boller to Demetrius Williams vs. Cle., 12/17/06 |
| 77t | Jeff Blake to Jamal Lewis vs. NO, 12/8/02 |
| 77t | Elvis Grbac to Qadry Ismail vs. Ten., 10/7/01 |
| 76t | Tony Banks to Qadry Ismail at Pit., 12/12/99 |
| 76t | Tony Banks to Patrick Johnson vs. Ten., 12/5/99 |
| 74 | Lamar Jackson to Mark Andrews vs. Oak., 11/25/18 |
| 74 | Joe Flacco to Torrey Smith at Buf., 9/29/13 |
| 74t | Joe Flacco to Torrey Smith at STL, 9/25/11 |
| 73t | Kyle Boller to Travis Taylor at Cin., 10/19/03 |
| 73 | Tony Banks to Billy Davis at Cin., 11/21/99 |
| 73t | Eric Zeier to Jermaine Lewis vs. Cin., 9/27/98 |
| 72t | Joe Flacco to Derrick Mason vs. Cle., 9/27/09 |
| 71 | Joe Flacco to John Brown at Pit., 9/30/18 |
| 70 | Joe Flacco to Mike Wallace at NYG, 10/16/16 |
| 70t | Joe Flacco to Mark Clayton at Cin., 11/30/08 |
| 70t | Joe Flacco to Demetrius Williams vs. Oak., 10/26/08 |
| 68t | Lamar Jackson to Mark Andrews at LAC, 12/22/18 |
| 67 | Joe Flacco to Donte Stallworth vs. Pit., 12/5/10 |
| 66 | Joe Flacco to Mike Wallace vs. Det., 12/3/17 |
| 66t | Joe Flacco to Mike Wallace vs. Buf., 9/11/16 |
| 66t | Joe Flacco to Jacoby Jones vs. NYJ, 11/24/13 |
| 66t | Jim Harbaugh to Floyd Turner at Ten., 12/6/98 |
| 65t | Joe Flacco to Todd Heap vs. TB, 11/28/10 |
| 65t | Steve McNair to Mark Clayton at Ten., 11/12/06 |
| 65t | V. Testaverde to Michael Jackson at SF, 11/17/96 |
| 64 | Anthony Wright to Travis Taylor vs. Cin., 12/7/03 |
| 64 | Jeff Blake to Travis Taylor at Atl., 11/3/02 |
| 64 | Tony Banks to Patrick Johnson vs. Cin., 12/26/99 |
| 64t | Eric Zeier to Jermaine Lewis vs. Pit., 9/6/98 |
| 64t | Vinny Testaverde to Derrick Alexander vs. NO, 9/29/96 |
| 63 | Joe Flacco to Tandon Doss vs. GB, 10/13/13 |
| 63 | Joe Flacco to Ray Rice at Min., 10/18/09 |
| 63 | Elvis Grbac to Travis Taylor at Den., 9/30/01 |
| 62t | Joe Flacco to Derrick Mason vs. Det., 12/13/09 |
| 62t | Kyle Boller to Mark Clayton vs. Car., 10/15/06 |
| 61t | Joe Flacco to Steve Smith Sr. vs. Car., 9/28/14 |
| 61t | Joe Flacco to Dennis Pitta vs. Den., 12/16/12 |
| 61 | Joe Flacco to Anquan Boldin vs. Pit., 12/5/10 |

| | |
|-----|---|
| 60 | Joe Flacco to Torrey Smith vs. NYJ, 11/24/13 |
| 59 | Joe Flacco to Marlon Brown vs. GB, 10/13/13 |
| 59t | Trent Dilfer to Shannon Sharpe vs. Dal., 11/19/00 |
| 59t | Tony Banks to Qadry Ismail at Pit., 12/12/99 |
| 59t | Joe Flacco to Ed Dickson vs. Den., 10/10/10 |
| 58t | Jim Harbaugh to Jermaine Lewis at SD, 11/15/98 |
| 57t | Kyle Boller to Randy Hymes vs. KC, 10/4/04 |
| 57t | Elvis Grbac to Qadry Ismail at Ten., 11/12/01 |
| 56 | Joe Flacco to John Brown vs. NO, 10/21/18 |
| 56t | Joe Flacco to Steve Smith Sr. at TB, 10/12/14 |
| 56 | Joe Flacco to Anquan Boldin vs. Hou., 10/16/11 |
| 56t | Joe Flacco to T.J. Houshmandzadeh at Car., 11/21/10 |
| 56t | Eric Zeier to Jermaine Lewis at Jax., 9/20/98 |
| 56 | Jim Harbaugh to Eric Green at Jax., 9/20/98 |
| 54 | Joe Flacco to Mike Wallace at Oak., 10/8/17 |
| 54 | Joe Flacco to Mike Wallace vs. Phi., 12/18/16 |
| 54 | Joe Flacco to Torrey Smith vs. Pit., 11/28/13 |
| 54 | Joe Flacco to Torrey Smith at SD, 11/25/12 |
| 54 | Joe Flacco to Mark Clayton vs. Pit., 11/29/09 |
| 54 | Joe Flacco to Derrick Mason at Ind., 10/12/08 |
| 54t | Tony Banks to Qadry Ismail at Pit., 12/12/99 |
| 54 | Tony Banks to Qadry Ismail vs. Ten., 12/5/99 |
| 54t | Stoney Case to Justin Armour at Atl., 10/3/99 |
| 54t | Vinny Testaverde to Michael Jackson vs. Jax., 8/31/97 |
| 53t | Joe Flacco to Breshad Perriman vs. Mia., 12/4/16 |
| 53 | Joe Flacco to Mike Wallace at NYJ, 10/23/16 |
| 53 | Joe Flacco to Torrey Smith vs. Cle., 12/28/14 |
| 53t | Joe Flacco to Mark Clayton vs. Phi., 11/23/08 |
| 53 | Kyle Boller to Devard Darling vs. NE, 12/3/07 |
| 53t | Tony Banks to Qadry Ismail at Pit., 9/3/00 |
| 53 | Jim Harbaugh to Jermaine Lewis vs. Ind., 11/29/98 |
| 53 | Jim Harbaugh to Michael Jackson at GB, 10/25/98 |
| 53 | Vinny Testaverde to Derrick Alexander vs. Pit., 12/1/96 |
| 52 | Joe Flacco to Mike Wallace at Oak., 10/8/17 |
| 52t | Joe Flacco to Steve Smith Sr. vs. Oak., 10/2/16 |
| 52 | Joe Flacco to Torrey Smith vs. Cin., 9/10/12 |
| 52 | Joe Flacco to Ray Rice vs. NYJ, 10/2/11 |
| 52 | Kyle Boller to Mark Clayton vs. NE, 12/3/07 |
| 52 | Kyle Boller to Clarence Moore at Phi., 10/31/04 |
| 52t | Vinny Testaverde to Bam Morris at Jax., 11/10/96 |
| 52t | Stoney Case to Patrick Johnson at Atl., 10/3/99 |
| 51 | Joe Flacco to Torrey Smith vs. Hou., 10/16/11 |
| 50t | Joe Flacco to Steve Smith Sr. vs. Cin., 9/27/15 |
| 50t | Anthony Wright to Marcus Robinson vs. Sea., 11/23/03 |

ALL 300-YARD GAMES

| | |
|-----|--|
| 429 | Vinny Testaverde vs. STL, 10/27/96 (31 of 51) |
| 389 | Joe Flacco at STL, 9/25/11 (27 of 48) |
| 385 | Joe Flacco at Min., 10/18/09 (28 of 43) |
| 384 | Joe Flacco at Oak., 9/20/15 (32 of 45) |
| 382 | Joe Flacco vs. NE, 9/23/12 (28 of 39) |
| 381 | Joe Flacco vs. Mia., 12/4/16 (36 of 47) |
| 376 | Joe Flacco at Cin., 9/13/18 (32 of 55) |
| 373 | Steve McNair at Ten., 11/12/06 (29 of 47) |
| 366 | Vinny Testaverde vs. Jax., 11/24/96 (31 of 50) |
| 363 | Joe Flacco at Pit., 9/30/18 (28 of 42) |
| 362 | Joe Flacco vs. Cin., 9/27/15 (32 of 49) |
| 362 | Joe Flacco at Den., 9/5/13 (34 of 62) |
| 356 | Joe Flacco vs. Cle., 9/27/12 (28 of 46) |
| 355 | Joe Flacco at SD, 11/25/12 (30 of 51) |
| 353 | Vinny Testaverde vs. NE, 10/6/96 (29 of 45) |
| 349 | Eric Zeier at Cin., 12/21/97 (32 of 41) |
| 347 | Joe Flacco at Buf., 9/29/13 (25 of 50) |
| 345 | Joe Flacco vs. Cin., 9/7/14 (35 of 62) |
| 343 | Joe Flacco at SF, 10/18/15 (33 of 53) |
| 342 | Joe Flacco vs. GB, 10/13/13 (20 of 34) |
| 342 | Joe Flacco vs. Cle., 9/27/09 (25 of 35) |
| 341 | Joe Flacco vs. Oak., 11/11/12 (21 of 33) |
| 338 | Vinny Testaverde at Den., 10/20/96 (27 of 45) |
| 336 | Joe Flacco vs. Ari., 10/30/11 (31 of 51) |
| 336 | Jeff Blake at Pit., 12/29/02 (19 of 26) |
| 332 | Tony Banks vs. Ten., 9/25/99 (18 of 31) |
| 331 | Vinny Testaverde vs. Mia., 10/19/97 (32 of 47) |
| 327 | Joe Flacco vs. Car., 9/28/14 (22 of 31) |
| 326 | Elvis Grbac at Cin., 9/23/01 (33 of 63) |
| 324 | Joe Flacco at NE, 12/12/16 (37 of 52) |
| 322 | Vinny Testaverde vs. Jax., 8/31/97 (24 of 41) |
| 319 | Joe Flacco vs. SD, 11/1/15 (25 of 37) |
| 319 | Anthony Wright vs. Sea., 11/23/03 (20 of 37) |
| 318 | Vinny Testaverde at Ten., 9/21/97 (23 of 37) |
| 316 | Joe Flacco vs. Jax., 11/15/15 (34 of 45) |
| 316 | Jeff Blake vs. NO, 12/8/02 (18 of 39) |
| 312 | Joe Flacco vs. Cle., 12/28/14 (22 of 36) |
| 309 | Joe Flacco vs. NYG, 12/23/12 (25 of 36) |
| 308 | Matt Schaub at Mia., 12/6/15 (32 of 46) |
| 307 | Joe Flacco at NYG, 10/16/16 (26 of 48) |
| 307 | Joe Flacco vs. KC, 9/13/09 (26 of 43) |
| 307 | Steve McNair at Cle., 9/30/07 (34 of 53) |
| 307 | Vinny Testaverde vs. Hou., 12/22/96 (23 of 32) |
| 306 | Joe Flacco at TB, 10/12/14 (21 of 28) |
| 305 | Joe Flacco vs. Hou., 10/16/11 (20 of 33) |
| 303 | Joe Flacco at Pit., 11/2/14 (30 of 45) |
| 302 | Joe Flacco at Cle., 9/18/16 (25 of 45) |
| 302 | Kyle Boller at Cin., 10/19/03 (15 of 27) |
| 302 | Eric Zeier vs. Sea., 12/7/97 (17 of 28) |
| 301 | Joe Flacco at Car., 11/21/10 (24 of 33) |
| 300 | Joe Flacco at Pit., 11/6/11 (28 of 47) |

Current Ravens in Bold



Joe Flacco

PASSING RECORDS

PASSING RECORDS

HIGHEST QUARTERBACK PASSER RATING

CAREER (MIN. 450 ATT.)

| | |
|------|----------------------------|
| 84.1 | Joe Flacco (2008-18) |
| 82.8 | Vinny Testaverde (1996-97) |
| 79.9 | Steve McNair (2006-07) |

SEASON (MIN. 300 ATT.)

| | |
|------|-------------------|
| 93.6 | Joe Flacco (2010) |
| 91.0 | Joe Flacco (2014) |
| 88.9 | Joe Flacco (2009) |

GAME (MIN. 15 ATT.)

| | |
|-------|-------------------------------|
| 149.7 | Joe Flacco (10/12/14 at TB) |
| 137.4 | Joe Flacco (9/28/14 vs. Car.) |
| 136.8 | Kyle Boller (12/19/05 vs. GB) |

MOST PASS ATTEMPTS

CAREER

| | |
|-------|----------------------------|
| 5,670 | Joe Flacco (2008-18) |
| 1,311 | Kyle Boller (2003-08) |
| 1,019 | Vinny Testaverde (1996-97) |

SEASON

| | |
|-----|-------------------|
| 672 | Joe Flacco (2016) |
| 614 | Joe Flacco (2013) |
| 554 | Joe Flacco (2014) |

GAME

| | |
|----|-------------------------------|
| 63 | Elvis Grbac (9/23/01 at Cin.) |
| 62 | Joe Flacco (9/7/14 vs. Cin.) |
| | Joe Flacco (9/5/13 at Den.) |

MOST PASS COMPLETIONS

CAREER

| | |
|-------|----------------------------|
| 3,499 | Joe Flacco (2008-18) |
| 746 | Kyle Boller (2003-08) |
| 596 | Vinny Testaverde (1996-97) |

SEASON

| | |
|-----|-------------------|
| 436 | Joe Flacco (2016) |
| 362 | Joe Flacco (2013) |
| 352 | Joe Flacco (2017) |

GAME

| | |
|----|--------------------------------|
| 37 | Joe Flacco (12/12/16 at NE) |
| 36 | Joe Flacco (12/4/16 vs. Mia.) |
| 35 | Joe Flacco (9/7/14 vs. Cin.) |
| 34 | Joe Flacco (11/5/17 at Ten.) |
| | Joe Flacco (11/15/15 vs. Jax.) |
| | Joe Flacco (9/5/13 at Den.) |
| | Steve McNair (9/30/07 at Cle.) |

MOST PASSING YARDAGE

CAREER

| | |
|--------|----------------------------|
| 38,245 | Joe Flacco (2008-18) |
| 7,846 | Kyle Boller (2003-08) |
| 7,148 | Vinny Testaverde (1996-97) |

SEASON

| | |
|-------|-------------------------|
| 4,317 | Joe Flacco (2016) |
| 4,177 | Vinny Testaverde (1996) |
| 3,986 | Joe Flacco (2014) |

GAME

| | |
|-----|--|
| 429 | Vinny Testaverde (10/27/96 vs. STL - OT) |
| 389 | Joe Flacco (9/25/11 at STL) |
| 385 | Joe Flacco (10/18/09 at Min.) |
| 384 | Joe Flacco (9/20/15 at Oak.) |

MOST 400-YARD PASSING GAMES

CAREER

| | |
|---|----------------------------|
| 1 | Vinny Testaverde (1996-97) |
|---|----------------------------|

SEASON

| | |
|---|-------------------------|
| 1 | Vinny Testaverde (1996) |
|---|-------------------------|

MOST 300-YARD PASSING GAMES

CAREER

| | |
|----|----------------------------|
| 32 | Joe Flacco (2008-18) |
| 8 | Vinny Testaverde (1996-97) |
| 2 | Steve McNair (2006-07) |
| | Jeff Blake (2002) |
| | Eric Zeier (1996-97) |

SEASON

| | |
|---|---------------------------------------|
| 5 | Joe Flacco (2015, 2014, 2012) |
| | Vinny Testaverde (1996) |
| 4 | Joe Flacco (2016, 2011) |
| 3 | Joe Flacco (2013, 2009) |
| | Vinny Testaverde (1997) |
| 2 | Joe Flacco (2018); Jeff Blake (2002); |
| | Eric Zeier (1997) |

LONGEST COMPLETION

| | |
|-----|---|
| 95t | Joe Flacco to Mike Wallace (11/6/16 vs. Pit.) |
| 92 | Eric Zeier to Derrick Alexander (12/7/97 vs. Sea.) |
| 87t | Steve McNair to Mark Clayton (12/10/06 at KC) |
| 86t | Vinny Testaverde to Michael Jackson (12/22/96 vs. Hou.) |

HIGHEST COMPLETION PERCENTAGE

CAREER (MIN. 400 ATT.)

| | |
|------|----------------------------|
| 63.6 | Steve McNair (2006-07) |
| 61.7 | Joe Flacco (2008-18) |
| 58.5 | Vinny Testaverde (1996-97) |

SEASON (MIN. 225 ATT.)

| | |
|------|---------------------|
| 64.9 | Joe Flacco (2016) |
| 64.4 | Joe Flacco (2015) |
| 64.1 | Joe Flacco (2017) |
| 63.1 | Joe Flacco (2009) |
| 63.0 | Steve McNair (2006) |

GAME (MIN. 20 ATT.)

| | |
|------|---|
| 80.0 | Joe Flacco (11/1/09 vs. Den.), 20 of 25 |
| | Elvis Grbac (10/21/01 at Cle.), 16 of 20 |
| | Elvis Grbac (9/9/01 vs. Chi.), 24 of 30 |
| 79.4 | Jim Harbaugh (11/1/98 vs. Jax.), 27 of 34 |

HIGHEST AVERAGE GAIN PER ATTEMPT

CAREER (MIN. 400 ATT.)

| | |
|------|----------------------------|
| 7.01 | Vinny Testaverde (1996-97) |
| 6.75 | Joe Flacco (2008-18) |
| 6.49 | Elvis Grbac (2001) |

SEASON (MIN. 225 ATT.)

| | |
|------|-------------------------|
| 7.61 | Vinny Testaverde (1996) |
| 7.41 | Joe Flacco (2010) |
| 7.24 | Joe Flacco (2009) |

GAME (MIN. 15 ATT.)

| | |
|-------|--|
| 12.92 | Jeff Blake (12/29/02 at Pit.), 26-336 |
| 12.91 | Joe Flacco (12/28/08 vs. Jax.), 23-297 |
| 12.70 | Eric Zeier (9/27/98 vs. Cin.), 20-254 |

MOST TOUCHDOWNS PASSING

CAREER

| | |
|-----|----------------------------|
| 212 | Joe Flacco (2008-18) |
| 51 | Vinny Testaverde (1996-97) |
| 45 | Kyle Boller (2003-08) |

SEASON

| | |
|----|-------------------------|
| 33 | Vinny Testaverde (1996) |
| 27 | Joe Flacco (2014) |
| 25 | Joe Flacco (2010) |

GAME

| | |
|---|-------------------------------------|
| 5 | Joe Flacco (10/12/14 at TB) |
| | Tony Banks (9/10/00 vs. Jax.) |
| 4 | Joe Flacco (12/4/16 vs. Mia.) |
| | Joe Flacco (12/20/09 vs. Chi.) |
| | Kyle Boller (12/12/04 vs. NYG) |
| | Anthony Wright (11/23/03 vs. Sea.) |
| | Tony Banks (12/5/99 vs. Ten.) |
| | Vinny Testaverde (10/20/96 at Den.) |

MOST GAMES, 4 OR MORE TD PASSES

CAREER

| | |
|---|----------------------------|
| 3 | Joe Flacco (2008-18) |
| 2 | Tony Banks (1999-2000) |
| 1 | Kyle Boller (2003-08) |
| | Anthony Wright (2002-05) |
| | Vinny Testaverde (1996-97) |

SEASON

| | |
|---|-------------------------------|
| 1 | Joe Flacco (2016, 2014, 2009) |
| | Kyle Boller (2004) |
| | Anthony Wright (2003) |
| | Tony Banks (2000, 1999) |
| | Vinny Testaverde (1996) |

MOST GAMES, 3 OR MORE TD PASSES

CAREER

| | |
|----|----------------------------|
| 17 | Joe Flacco (2008-18) |
| 10 | Vinny Testaverde (1996-97) |
| 5 | Kyle Boller (2003-08) |

SEASON

| | |
|---|-------------------------|
| 7 | Vinny Testaverde (1996) |
| 3 | Joe Flacco (2012, 2010) |
| | Kyle Boller (2005) |
| | Tony Banks (1999) |

MOST CONSECUTIVE GAMES, 3 OR MORE TD PASSES

| | |
|---|----------------------------------|
| 4 | Vinny Testaverde (5th-8th, 1996) |
| 3 | Tony Banks (12th-14th, 1999) |

MOST CONSECUTIVE GAMES, TD PASSES

| | |
|-----|--|
| 13 | Vinny Testaverde (13th, 1996-9th, 1997) |
| *11 | Joe Flacco (2nd-10th, 2015 - 1st-2nd, 2016) |
| 10 | Joe Flacco (6th-15th, 2010) |
| | Vinny Testaverde (2nd-11th, 1996) |
| 9 | Joe Flacco (12th-16th, 2017 - 1st-4th, 2018) |

MOST CONSECUTIVE PASSES ATTEMPTED NOT INTERCEPTED

| | |
|-----|----------------------------------|
| 176 | Joe Flacco (9/25/16-10/23/16) |
| 175 | Eric Zeier (11/9/97-9/20/98) |
| 162 | Steve McNair (11/12/06-12/24/06) |
| 137 | Joe Flacco (10/3/10-11/11/10) |
| 134 | Joe Flacco (12/10/17-12/31/17) |
| 126 | Joe Flacco (11/2/14-12/7/14) |
| | Joe Flacco (11/11/12-12/2/12) |

MOST CONSECUTIVE PASSES COMPLETED

| | |
|----|---|
| 21 | Joe Flacco (9/25/16 at Jax.) |
| 14 | Joe Flacco (11/1/09 vs. Den.) |
| 12 | Joe Flacco (9/9/18 vs. Buf.) |
| | Matt Schaub (12/6/15 at Mia.) |
| | Joe Flacco (10/5/08 vs. Ten.) |
| 11 | Joe Flacco (10/21/18 vs. NO - 10/28/18 at Car.) |
| | Joe Flacco (9/7/14 vs. Cin. - 9/11/14 vs. Pit.) |
| | Joe Flacco (10/12/08 at Ind.) |

MOST PASSES HAD INTERCEPTED

CAREER

| | |
|-----|----------------------------|
| 136 | Joe Flacco (2008-18) |
| 44 | Kyle Boller (2003-08) |
| 34 | Vinny Testaverde (1996-97) |

SEASON

| | |
|----|-------------------------|
| 22 | Joe Flacco (2013) |
| 19 | Vinny Testaverde (1996) |
| 18 | Elvis Grbac (2001) |

GAME

| | |
|---|---|
| 5 | Joe Flacco (9/29/13 at Buf.) |
| 4 | Joe Flacco (9/19/10 at Cin.) |
| | Elvis Grbac (11/18/01 vs. Cle.) |
| | Vinny Testaverde (11/3/96 at Ind. Cin.) |

MOST PASS ATTEMPTS, NO INTERCEPTIONS

GAME

| | |
|----|--------------------------------------|
| 52 | Joe Flacco (10/2/16 vs. Oak.) |
| 51 | Joe Flacco (11/25/12 at SD) |
| 50 | Vinny Testaverde (11/24/96 vs. Jax.) |
| 48 | Joe Flacco (10/16/16 at NYG) |
| | Joe Flacco (9/25/11 at STL) |

LOWEST PCT. PASSES HAD INTERCEPTED

CAREER (MIN. 450 ATT.)

| | |
|-----|------------------------|
| 2.4 | Joe Flacco (2008-18) |
| | Steve McNair (2006-07) |
| 2.7 | Tony Banks (1999-2000) |

SEASON (MIN. 225 ATT.)

| | |
|-----|-------------------------------|
| 1.6 | Joe Flacco (2018) |
| 1.9 | Joe Flacco (2012) |
| 2.0 | Joe Flacco (2010) |
| 2.2 | Joe Flacco (2016, 2014, 2011) |

MOST TIMES SACKED

CAREER

| | |
|-----|----------------------------|
| 333 | Joe Flacco (2008-18) |
| 102 | Kyle Boller (2003-08) |
| 54 | Vinny Testaverde (1996-97) |

SEASON

| | |
|----|-------------------|
| 48 | Joe Flacco (2013) |
| 40 | Joe Flacco (2010) |
| 36 | Joe Flacco (2009) |

GAME

| | |
|---|-------------------------------|
| 7 | Jeff Blake (11/17/02 at Mia.) |
| | Tony Banks (11/21/99 at Cin.) |
| | Eric Zeier (12/21/97 at Cin.) |

* Flacco missed the final 6 games of 2015 on IR

RECEIVING RECORDS

TOP 10 CAREER RECEIVING YARDS

| RANK | NAME (SEASONS) | REC | YDS | AVG | LG | TD |
|------|----------------------------|-----|-------|------|-----|----|
| 1 | Mason, Derrick (2005-10) | 471 | 5,777 | 12.3 | 79t | 29 |
| 2 | Heap, Todd (2001-10) | 467 | 5,492 | 11.8 | 65t | 41 |
| 3 | Smith, Torrey (2011-14) | 213 | 3,591 | 16.9 | 74t | 30 |
| 4 | Clayton, Mark (2005-09) | 234 | 3,116 | 13.3 | 87t | 12 |
| 5 | Rice, Ray (2008-13) | 369 | 3,034 | 8.2 | 63 | 6 |
| 6 | Ismail, Qadry (1999-2001) | 191 | 2,819 | 14.8 | 77t | 18 |
| 7 | Taylor, Travis (2000-04) | 204 | 2,758 | 13.5 | 73t | 15 |
| 8 | Boldin, Anquan (2010-12) | 186 | 2,645 | 14.2 | 61 | 14 |
| 9 | Jackson, Michael (1996-98) | 183 | 2,596 | 14.2 | 86t | 18 |
| 10 | Smith Sr., Steve (2014-16) | 195 | 2,534 | 13.0 | 80t | 14 |

RECEIVING RECORDS

MOST RECEPTIONS

CAREER

| | |
|-----|-------------------------|
| 471 | Derrick Mason (2005-10) |
| 467 | Todd Heap (2001-10) |
| 369 | Ray Rice (2008-13) - RB |

SEASON

| | |
|-----|------------------------|
| 103 | Derrick Mason (2007) |
| 86 | Dennis Pitta (2016) |
| | Derrick Mason (2005) |
| 80 | Derrick Mason (2008) |
| 79 | Steve Smith Sr. (2014) |

GAME

| | |
|----|--|
| 13 | Steve Smith Sr. (9/27/15 vs. Cin.) |
| | Priest Holmes (10/11/98 vs. Ten.) - RB |
| 12 | Javorius Allen (12/6/15 at Mia.) - RB |
| 11 | Dennis Pitta (1/11/17 at Cin.) |
| | Derrick Mason (10/7/07 at SF) |
| 10 | Mike Wallace (10/23/16 at NYJ) |
| | Steve Smith Sr. (9/20/15 at Oak.) |
| | Dennis Pitta (9/7/14 vs. Cin.) |
| | Ed Dickson (11/13/11 at Sea.) |
| | Ray Rice (10/18/09 at Min.) - RB |
| | Derrick Mason (9/30/07 at Cle.) |
| | Floyd Turner (12/13/98 vs. Min.) |

MOST SEASONS, 50 OR MORE RECEPTIONS

| | |
|---|--|
| 6 | Derrick Mason (2005-10) |
| 5 | Ray Rice (2009-13) |
| | Todd Heap (2009, 2006, 2005, 2003, 2002) |
| 3 | Anquan Boldin (2010-12) |

MOST CONSECUTIVE GAMES W/ A RECEPTION

| | |
|----|-------------------------|
| 74 | Todd Heap (2002-07) |
| 46 | Derrick Mason (2006-09) |
| 43 | Anquan Boldin (2010-12) |

MOST RECEIVING YARDAGE

CAREER

| | |
|-------|-----------------------------------|
| 5,777 | Derrick Mason (2005-10), 471 rec. |
| 5,492 | Todd Heap (2001-10), 467 rec. |
| 3,591 | Torrey Smith (2011-14), 213 rec. |

SEASON

| | |
|-------|---------------------------------|
| 1,201 | Michael Jackson (1996), 76 rec. |
| 1,128 | Torrey Smith (2013), 65 rec. |
| 1,105 | Qadry Ismail (1999), 68 rec. |

GAME

| | |
|-----|--|
| 258 | Qadry Ismail (12/12/99 at Pit.), 6 rec. |
| 198 | Derrick Alexander (12/1/96 vs. Pit.), 7 rec. |
| 186 | Steve Smith Sr. (9/27/15 vs. Cin.), 13 rec. |

MOST RECEIVING YARDAGE IN A HALF

| | |
|-----|--|
| 210 | Qadry Ismail (12/12/99 at Pit.), 4 rec. |
| 166 | Derrick Alexander (12/1/96 vs. Pit.), 5 rec. |
| 150 | Steve Smith Sr. (9/22/15 vs. Cin.), 8 rec. |
| 144 | Torrey Smith (9/25/11 at STL), 4 rec. |

MOST SEASONS, 1,000 OR MORE YARDS, RECEIVING

| | |
|---|--|
| 4 | Derrick Mason (2009, 2008, 2007, 2005) |
| 2 | Qadry Ismail (2001, 1999) |
| | Derrick Alexander (1997, 1996) |

MOST 100-YARD RECEIVING GAMES

CAREER

| | |
|---|-----------------------------|
| 9 | Mark Clayton (2005-09) |
| 8 | Steve Smith Sr. (2014-16) |
| 7 | Derrick Mason (2005-10) |
| 6 | Torrey Smith (2011-14) |
| | Anquan Boldin (2010-12) |
| | Derrick Alexander (1996-97) |

SEASON

| | |
|---|--------------------------------|
| 4 | Steve Smith Sr. (2014) |
| | Mark Clayton (2006) |
| | Michael Jackson (1996) |
| 3 | Steve Smith Sr. (2015) |
| | Anquan Boldin (2010) |
| | Qadry Ismail (1999) |
| | Derrick Alexander (1997, 1996) |

MOST CONSECUTIVE GAMES, AT LEAST 100 YARDS, RECEIVING

| | |
|---|------------------------------|
| 3 | Qadry Ismail (1999) |
| 2 | Mike Wallace (2016) |
| | Steve Smith Sr. (2015, 2014) |
| | Torrey Smith (2013) |
| | Floyd Turner (1998, 1996) |
| | Michael Jackson (1997, 1996) |

LONGEST PASS RECEPTION

| | |
|-----|--------------------------------------|
| 95t | Mike Wallace (11/6/16 vs. Pit.) |
| 92 | Derrick Alexander (12/7/97 vs. Sea.) |
| 87t | Mark Clayton (12/10/06 at KC) |

AVERAGE GAIN PER RECEPTION

| | |
|------|--|
| 16.9 | Torrey Smith (2011-14), 213-3,591 |
| 16.6 | Derrick Alexander (1996-97), 127-2,108 |
| 16.0 | Demetrius Williams (2006-09), 63-1,008 |

SEASON (MIN. 25 RECEPTIONS)

| | |
|------|------------------------------------|
| 19.1 | Jermaine Lewis (1998), 41-784 |
| 18.1 | Patrick Johnson (1999), 29-526 |
| 17.7 | Derrick Alexander (1996), 62-1,099 |

GAME (MIN. 3 RECEPTIONS)

| | |
|------|--|
| 44.3 | Mike Wallace (10/8/17 at Oak.), 3-133 |
| 43.0 | Qadry Ismail (12/12/99 at Pit.), 6-258 |
| 38.7 | John Brown (9/30/18 at Pit.), 3-116 |

MOST TD RECEPTIONS

CAREER

| | |
|----|-------------------------|
| 41 | Todd Heap (2001-10) |
| 30 | Torrey Smith (2011-14) |
| 29 | Derrick Mason (2005-10) |

SEASON

| | |
|----|--------------------------------|
| 14 | Michael Jackson (1996) |
| 11 | Torrey Smith (2014) |
| 9 | Derrick Alexander (1997, 1996) |
| 8 | Torrey Smith (2012) |
| 7 | Marlon Brown (2013) |
| | Dennis Pitta (2012) |
| | Torrey Smith (2011) |
| | Derrick Mason (2010, 2009) |
| | Anquan Boldin (2010) |
| | Todd Heap (2005) |
| | Qadry Ismail (2001) |

GAME

| | |
|---|---|
| 4 | Marcus Robinson (11/23/03 vs. Sea.) |
| 3 | Torrey Smith (9/25/11 at STL) |
| | Anquan Boldin (9/26/10 vs. Cle.) |
| | Qadry Ismail (12/12/99 at Pit.) |
| | Michael Jackson (12/22/96 vs. Hou.) |
| 2 | 39 times, last by Dennis Pitta (12/4/16 vs. Mia.) |

MOST CONSECUTIVE GAMES, TD RECEPTIONS

| | |
|---|---|
| 5 | Michael Jackson (1996, 7th-11th games) |
| 4 | Derrick Alexander (1997, 6th-9th games) |
| 3 | Todd Heap (2006, 2nd-4th games) |

ALL 100-YARD GAMES

| | |
|-----|--|
| 258 | Qadry Ismail at Pit., 12/12/99 (6 rec.) |
| 198 | Derrick Alexander vs. Pit., 12/1/96 (7 rec.) |
| 186 | Steve Smith Sr. vs. Cin., 9/27/15 (13 rec.) |
| 166 | Torrey Smith at Buf., 9/29/13 (5 rec.) |
| 165 | Torrey Smith vs. Cin., 11/20/11 (6 rec.) |
| 164 | Mark Clayton at Cin., 11/30/08 (5 rec.) |
| 152 | Torrey Smith at STL, 9/25/11 (5 rec.) |
| 150 | Steve Smith Sr. at Oak., 9/20/15 (10 rec.) |
| 150 | Derrick Alexander vs. Sea., 12/7/97 (6 rec.) |
| 150 | Michael Jackson vs. Jax., 11/24/96 (9 rec.) |
| 147 | Floyd Turner vs. Min., 12/13/98 (10 rec.) |
| 146 | Todd Heap at Pit., 12/29/02 (7 rec.) |
| 145 | Anquan Boldin vs. Ari., 10/30/11 (7 rec.) |
| 144 | Torrey Smith at SD, 11/25/12 (7 rec.) |
| 143 | Michael Jackson vs. Jax., 8/31/97 (8 rec.) |
| 142 | Anquan Boldin vs. Cle., 9/26/10 (8 rec.) |
| 142 | Derrick Mason vs. Ind., 11/22/09 (9 rec.) |
| 139 | Steve Smith Sr. vs. Car., 9/28/14 (7 rec.) |
| 138 | Travis Taylor at Cin., 10/19/03 (4 rec.) |
| 137 | Steve Smith Sr. at SF, 10/18/15 (7 rec.) |
| 137 | Derrick Mason at Pit., 9/29/08 (8 rec.) |
| 136 | Derrick Mason at Cle., 11/2/08 (9 rec.) |
| 134 | John Brown vs. NO, 10/21/18 (7 rec.) |
| 133 | Mike Wallace at Oak., 10/8/17 (3 rec.) |
| 132 | Anquan Boldin vs. Hou., 10/16/11 (8 rec.) |
| 132 | Derrick Mason at Cle., 9/24/06 (7 rec.) |
| 131 | Anquan Boldin vs. Cle., 9/27/12 (9 rec.) |
| 131 | Marcus Robinson vs. Sea., 11/23/03 (7 rec.) |
| 129 | Mark Clayton vs. Pit., 11/29/09 (7 rec.) |
| 129 | Todd Heap at Cin., 10/19/03 (7 rec.) |
| 129 | Qadry Ismail at Ten., 11/12/01 (8 rec.) |
| 128 | Kamar Aiken vs. KC, 12/20/15 (8 rec.) |
| 128 | Mark Clayton vs. Jax., 12/28/08 (4 rec.) |
| 128 | Michael Jackson vs. NE, 10/6/96 (8 rec.) |
| 127 | Torrey Smith vs. NE, 9/23/12 (6 rec.) |
| 127 | Travis Taylor at Atl., 11/3/02 (4 rec.) |
| 126 | Derrick Alexander at Den., 10/20/96 (6 rec.) |
| 125 | Dennis Pitta vs. Den., 12/16/12 (7 rec.) |
| 125 | Mark Clayton at Ten., 11/12/06 (7 rec.) |
| 124 | Mike Wallace vs. Pit., 11/6/16 (4 rec.) |
| 124 | Jermaine Lewis at Ten., 9/21/97 (8 rec.) |
| 123 | Derrick Alexander vs. NE, 10/6/96 (6 rec.) |
| 122 | Jermaine Lewis vs. Cin., 9/27/98 (4 rec.) |
| 121 | Torrey Smith at Mia., 10/6/13 (6 rec.) |
| 120 | Mike Wallace at NYJ, 10/23/16 (10 rec.) |
| 118 | Anquan Boldin vs. Pit., 12/5/10 (5 rec.) |
| 118 | Derrick Mason vs. Cle., 9/27/09 (5 rec.) |
| 118 | Steve Smith Sr. vs. Cin., 9/7/14 (7 rec.) |
| 117 | Ray Rice at Min., 10/18/09 (10 rec.) |
| 117 | Jermaine Lewis at Jax., 9/20/98 (4 rec.) |
| 117 | Michael Jackson vs. Hou., 12/22/96 (5 rec.) |
| 116 | John Brown at Pit., 9/30/18 (3 rec.) |
| 116 | Mike Wallace vs. Det., 12/3/17 (5 rec.) |
| 115 | Qadry Ismail vs. NO, 12/19/99 (7 rec.) |
| 114 | Patrick Johnson at NE, 1/2/00 (9 rec.) |
| 113 | Qadry Ismail vs. Ten., 12/5/99 (5 rec.) |
| 113 | Michael Jackson vs. STL, 10/27/96 (7 rec.) |
| 112 | Mark Clayton at KC, 12/10/06 (5 rec.) |
| 111 | Steve Smith Sr. vs. Oak., 10/2/16 (8 rec.) |
| 111 | Derrick Alexander at Cin., 12/21/97 (5 rec.) |
| 110 | Steve Smith Sr. at TB, 10/12/14 (5 rec.) |
| 110 | Anquan Boldin at NYJ, 9/13/10 (7 rec.) |
| 110 | Todd Heap vs. GB, 12/19/05 (9 rec.) |
| 108 | Mark Clayton at Pit., 12/24/06 (7 rec.) |
| 108 | Jamal Lewis vs. NO, 12/8/02 (4 rec.) |
| 108 | Floyd Turner at Ten., 12/6/98 (4 rec.) |
| 108 | Floyd Turner vs. STL, 10/27/96 (6 rec.) |
| 107 | Javorius Allen at Mia., 12/6/15 (12 rec.) |
| 107 | Mark Clayton vs. Cin., 11/11/07 (8 rec.) |
| 107 | Devard Darling vs. Cle., 11/18/07 (4 rec.) |
| 105 | Mark Clayton at Den., 12/11/05 (7 rec.) |
| 105 | Jermaine Lewis vs. Mia., 10/19/97 (6 rec.) |
| 104 | Shannon Sharpe vs. Ten., 10/22/00 (8 rec.) |
| 104 | Derrick Alexander vs. Cin., 9/7/97 (8 rec.) |
| 104 | Floyd Turner vs. Cin., 11/3/96 (6 rec.) |
| 103 | Jacoby Jones vs. NYJ, 11/24/13 (4 rec.) |
| 103 | Derrick Mason vs. Min., 12/25/05 (9 rec.) |
| 102 | Dennis Pitta at Cle., 9/18/16 (9 rec.) |
| 102 | Marcus Robinson vs. Pit., 12/28/03 (6 rec.) |
| 102 | Qadry Ismail at Pit., 9/3/00 (7 rec.) |
| 101 | Crockett Gillmore vs. STL, 11/22/15 (5 rec.) |
| 101 | Steve Smith Sr. at Cle., 9/21/14 (5 rec.) |
| 101 | Mark Clayton vs. Car., 10/15/06 (5 rec.) |
| 101 | Shannon Sharpe vs. Dal., 11/19/00 (5 rec.) |
| 100 | Derrick Mason at NE, 10/17/10 (8 rec.) |
| 100 | Demetrius Williams vs. Cle., 12/17/06 (2 rec.) |

Current Ravens in Bold

RUSHING RECORDS

TOP 10 CAREER RUSHING YARDS

| RANK | NAME (SEASONS) | ATT | YDS | AVG | LG | TD |
|------|-------------------------------|-------|-------|-----|-----|----|
| 1 | Lewis, Jamal (2000-06) | 1,822 | 7,801 | 4.3 | 82t | 45 |
| 2 | Rice, Ray (2008-13) | 1,430 | 6,180 | 4.3 | 70t | 37 |
| 3 | McGahee, Willis (2007-10) | 673 | 2,802 | 4.2 | 77t | 31 |
| 4 | Holmes, Priest (1997-2000) | 459 | 2,102 | 4.6 | 72 | 10 |
| 5 | Forsett, Justin (2014-16) | 417 | 2,005 | 4.8 | 52 | 10 |
| 6 | Taylor, Chester (2002-05) | 373 | 1,599 | 4.3 | 52 | 4 |
| 7 | Morris, Byron "Bam" (1996-97) | 376 | 1,511 | 4.0 | 25 | 8 |
| 8 | Collins, Alex (2017-18) | 326 | 1,384 | 4.3 | 50 | 13 |
| 9 | Pierce, Bernard (2012-14) | 353 | 1,334 | 3.8 | 78 | 5 |
| 10 | Allen, Javorius (2015-18) | 340 | 1,249 | 3.7 | 44 | 8 |

RUSHING RECORDS

MOST RUSHING ATTEMPTS

| CAREER | NAME (SEASONS) | ATTEMPTS |
|--------|-------------------------------------|----------|
| 1,822 | Jamal Lewis (2000-06) | |
| 1,430 | Ray Rice (2008-13) | |
| 673 | Willis McGahee (2007-10) | |
| SEASON | NAME (SEASON) | ATTEMPTS |
| 387 | Jamal Lewis (2003) | |
| 314 | Jamal Lewis (2006) | |
| 309 | Jamal Lewis (2000) | |
| GAME | NAME (DATE) | ATTEMPTS |
| 36 | Priest Holmes (11/22/98 at Cin.) | |
| | Bam Morris (10/26/97 at Was.) | |
| 35 | Jay Graham (11/16/97 vs. Phi. - OT) | |

MOST YARDAGE

| CAREER | NAME (SEASONS) | YARDS |
|--------|----------------------------------|-------|
| 7,801 | Jamal Lewis (2000-06) | |
| 6,180 | Ray Rice (2008-13) | |
| 2,802 | Willis McGahee (2007-10) | |
| SEASON | NAME (SEASON) | YARDS |
| 2,066 | Jamal Lewis (2003) | |
| 1,364 | Ray Rice (2011) | |
| | Jamal Lewis (2000) | |
| 1,339 | Ray Rice (2009) | |
| 1,327 | Jamal Lewis (2002) | |
| 1,266 | Justin Forsett (2014) | |
| GAME | NAME (DATE) | YARDS |
| 295 | Jamal Lewis (9/14/03 vs. Cle.) | |
| 227 | Priest Holmes (11/22/98 at Cin.) | |
| 205 | Jamal Lewis (12/21/03 at Cle.) | |
| 204 | Ray Rice (12/4/11 at Cle.) | |
| 191 | Ray Rice (1/1/12 at Cin.) | |

MOST 100-YARD RUSHING GAMES

| CAREER | NAME (SEASONS) | GAMES |
|--------|--------------------------|-------|
| 30 | Jamal Lewis (2000-06) | |
| 18 | Ray Rice (2008-13) | |
| 9 | Willis McGahee (2007-10) | |
| SEASON | NAME (SEASON) | GAMES |
| 12 | Jamal Lewis (2003) | |
| 6 | Ray Rice (2011) | |
| 5 | Justin Forsett (2014) | |
| | Willis McGahee (2007) | |
| | Jamal Lewis (2002) | |
| | Jamal Lewis (2000) | |
| 4 | Ray Rice (2012, 2009) | |
| | Jamal Lewis (2004) | |
| | Errict Rhett (1999) | |
| | Priest Holmes (1998) | |

LONGEST RUN FROM SCRIMMAGE

| | |
|-----|-----------------------------------|
| 82t | Le'Ron McClain (12/20/08 at Dal.) |
| | Jamal Lewis (9/14/03 vs. Cle.) |
| 78 | Bernard Pierce (12/23/12 vs. NYG) |
| 77t | Willis McGahee (1/3/10 at Oak.) |
| | Willis McGahee (12/20/08 at Dal.) |

MOST RUSHING TOUCHDOWNS

| CAREER | NAME (SEASONS) | TOUCHDOWNS |
|--------|--|------------|
| 45 | Jamal Lewis (2000-06) | |
| 37 | Ray Rice (2008-13) | |
| 31 | Willis McGahee (2007-10) | |
| 16 | Joe Flacco (2008-18) | |
| SEASON | NAME (SEASON) | TOUCHDOWNS |
| 14 | Jamal Lewis (2003) | |
| 12 | Ray Rice (2011), Willis McGahee (2009) | |
| 10 | Le'Ron McClain (2008) | |
| GAME | NAME (DATE) | TOUCHDOWNS |
| 3 | Ray Rice (10/30/11 vs. Ari.) | |
| | Willis McGahee (1/3/10 at Oak.) | |
| | Jamal Lewis (twice, 11/19/06 vs. Atl.; 12/7/03 vs. Cin.) | |
| 2 | 35 times (last by Lamar Jackson 12/30/18 vs. Cle.) | |

MOST CONSECUTIVE GAMES W/ A RUSHING TD

| | |
|---|--|
| 7 | Willis McGahee (2007) |
| 4 | Alex Collins (2017) |
| | Ray Rice (2009) |
| | Jamal Lewis (2003) |
| 3 | Alex Collins (2018) |
| | Javorius Allen (2018) |
| | Willis McGahee (twice in 2009, once in 2010) |
| | Le'Ron McClain (2008) |
| | Jamal Lewis (2006, 2004, 2000) |

HIGHEST RUSHING AVERAGE

| CAREER (MIN. 350 CARRIES) | NAME (SEASONS) | AVERAGE |
|---------------------------|-------------------------------------|---------|
| 4.8 | Justin Forsett (2014-16) | |
| 4.6 | Priest Holmes (1997-2000) | |
| 4.3 | Ray Rice (2008-13) | |
| | Jamal Lewis (2000-06) | |
| | Chester Taylor (2002-05) | |
| SEASON (MIN. 100 CARRIES) | NAME (SEASON) | AVERAGE |
| 5.4 | Justin Forsett (2014) | |
| 5.3 | Ray Rice (2009); Jamal Lewis (2003) | |
| 5.2 | Gus Edwards (2018) | |
| 5.0 | Willis McGahee (2009) | |
| GAME (MIN. 10 CARRIES) | NAME (DATE) | AVERAGE |
| 12.8 | Ray Rice (12/13/09 vs. Det.) | |
| 10.4 | Willis McGahee (1/3/10 at Oak.) | |
| 10.3 | Jamal Lewis (9/26/04 at Cin.) | |

LONGEST RUNS

| | | | |
|-----|----------------------------------|-----|-----------------------------------|
| 82t | Le'Ron McClain at Dal., 12/20/08 | 59t | Ray Rice vs. Det., 12/13/09 |
| 82t | Jamal Lewis vs. Cle., 9/14/03 | 56 | Priest Holmes at Cin., 11/22/98 |
| 78 | Bernard Pierce vs. NYG, 12/23/12 | 55 | Moe Williams vs. Ind., 12/2/01 |
| 77t | Willis McGahee at Oak., 1/3/10 | 53 | Ray Rice at STL, 9/25/11 |
| 77t | Willis McGahee at Dal., 12/20/08 | 52 | Justin Forsett at TB, 10/12/14 |
| 75t | Jamal Lewis at Cin., 9/26/04 | 52 | Ray Rice vs. Det., 12/13/09 |
| 75 | Jamal Lewis at Cle., 10/6/02 | 52 | Jamal Lewis vs. Cle., 12/17/06 |
| 72t | Jamal Lewis at Cle., 12/21/03 | 52 | Jamal Lewis at Ari., 10/12/03 |
| 72 | Priest Holmes vs. Ten., 12/5/99 | 52t | Errict Rhett at Cle., 11/7/99 |
| 70t | Ray Rice at Cin., 1/1/12 | 52 | Chester Taylor vs. Cle., 10/16/05 |
| 67 | Ray Rice at Cle., 12/4/11 | 51t | Ray Rice at Cin., 1/11/12 |
| 64t | Priest Holmes at Pit., 12/12/99 | 50 | Alex Collins vs. Pit., 10/11/17 |
| 63t | Jamal Lewis vs. Cle., 9/14/03 | 50 | Ray Rice vs. NO., 12/19/10 |
| 60 | Ray Rice at Cle., 11/2/08 | 50 | Ray Rice at NE, 10/4/09 |
| 59 | Ray Rice vs. Cin., 11/20/11 | | |

ALL 100-YARD GAMES

| | |
|-----|---|
| 295 | Jamal Lewis vs. Cle., 9/14/03 (30 car.) |
| 227 | Priest Holmes at Cin., 11/22/98 (36 car.) |
| 205 | Jamal Lewis at Cle., 12/21/03 (22 car.) |
| 204 | Ray Rice at Cle., 12/4/11 (29 car.) |
| 191 | Ray Rice at Cin., 1/1/12 (24 car.) |
| 187 | Jamal Lewis at Cle., 10/6/02 (26 car.) |
| 187 | Jamal Lewis vs. Dal., 11/19/00 (28 car.) |
| 186 | Jamal Lewis at Cin., 9/26/04 (18 car.) |
| 182 | Justin Forsett at NO., 11/24/14 (22 car.) |
| 180 | Jamal Lewis vs. Cin., 12/7/03 (30 car.) |
| 176 | Bam Morris at Was., 10/26/97 (36 car.) |
| 173 | Priest Holmes vs. Cin., 9/27/98 (27 car.) |
| 170 | Jamal Lewis vs. Cle., 11/26/00 (30 car.) |
| 167 | Willis McGahee at Oak., 1/3/10 (16 car.) |
| 167 | Jamal Lewis vs. Mia., 1/2/05 (34 car.) |
| 166 | Ray Rice vs. Det., 12/13/09 (13 car.) |
| 154 | Ray Rice at Cle., 11/2/08 (21 car.) |
| 154 | Jay Graham vs. Phi., 11/16/97 (35 car.) |
| 153 | Ray Rice vs. NO., 12/19/10 (31 car.) |
| 150 | Justin Forsett at Pit., 10/1/15 (27 car.) |
| 149 | Earnest Byner vs. NO., 9/29/96 (24 car.) |
| 141 | Ray Rice at Pit., 12/27/09 (30 car.) |
| 139 | Le'Ron McClain at Dal., 12/20/08 (22 car.) |
| 139 | Chester Taylor vs. Cin., 12/5/04 (23 car.) |
| 138 | Willis McGahee vs. NE, 12/3/07 (30 car.) |
| 136 | Errict Rhett at Atl., 10/3/99 (27 car.) |
| 135 | Jamal Lewis vs. Cin., 11/10/02 (21 car.) |
| 134 | Jamal Lewis vs. Den., 10/26/03 (32 car.) |
| 133 | Ray Rice vs. Den., 10/10/10 (27 car.) |
| 133 | Terry Allen vs. Min., 1/7/02 (23 car.) |
| 132 | Jamal Lewis at SD, 9/21/03 (23 car.) |
| 132 | Priest Holmes vs. Det., 12/27/98 (28 car.) |
| 131 | Ray Rice at Chi., 11/17/13 (25 car.) |
| 131 | Jamal Lewis at Ari., 10/12/03 (21 car.) |
| 130 | Jamal Lewis at Ind., 12/19/04 (20 car.) |
| 130 | Priest Holmes at Pit., 12/12/99 (18 car.) |
| 130 | Bam Morris at NYJ, 11/2/97 (31 car.) |
| 126 | Jamal Lewis at Ari., 12/17/00 (29 car.) |
| 125 | Jamal Lewis at Oak., 12/14/03 (24 car.) |
| 123 | Bernard Pierce vs. NYG, 12/23/12 (14 car.) |
| 121 | Justin Forsett vs. Cle., 10/11/15 (21 car.) |
| 121 | Ray Rice at Was., 12/9/12 (20 car.) |
| 121 | Jamal Lewis at Cin., 12/1/02 (22 car.) |
| 120 | Alex Collins at Pit., 12/10/17 (18 car.) |
| 119 | Lamar Jackson vs. Cin., 11/18/18 (26 car.) |
| 119 | Justin Forsett vs. Cle., 12/28/14 (17 car.) |
| 119 | Jamal Lewis vs. Jax., 10/20/02 (28 car.) |
| 119 | Priest Holmes at Pit., 9/3/00 (27 car.) |
| 118 | Gus Edwards vs. Oak., 11/25/18 (23 car.) |
| 117 | Kenneth Dixon vs. Cle., 12/30/18 (12 car.) |
| 117 | Jamal Lewis vs. Sea., 11/23/03 (26 car.) |
| 117 | Errict Rhett at Cle., 11/7/99 (17 car.) |
| 117 | Bam Morris at Cin., 12/8/96 (21 car.) |
| 116 | Jamal Lewis at Was., 10/10/04 (28 car.) |
| 116 | Jamal Lewis vs. Cin., 9/24/00 (25 car.) |
| 115 | Gus Edwards vs. Cin., 11/18/18 (17 car.) |
| 115 | Jamal Lewis vs. KC, 9/28/03 (26 car.) |
| 114 | Willis McGahee at Buf., 10/21/07 (19 car.) |
| 114 | Jamal Lewis vs. Pit., 12/28/03 (27 car.) |
| 113 | Alex Collins vs. Mia., 10/26/17 (18 car.) |
| 113 | Terrance West vs. Oak., 10/2/16 (21 car.) |
| 113 | Jamal Lewis at Cin., 11/27/05 (23 car.) |
| 113 | Errict Rhett vs. Cle., 9/26/99 (22 car.) |
| 112 | Willis McGahee at Hou., 11/9/08 (25 car.) |
| 112 | Justin Forsett vs. Ten., 11/9/14 (20 car.) |
| 111 | Justin Forsett at TB, 10/12/14 (14 car.) |
| 111 | Jamal Lewis at STL, 11/9/03 (27 car.) |
| 111 | Moe Williams vs. Ind., 12/2/01 (24 car.) |
| 109 | Jamal Lewis vs. Cle., 12/17/06 (22 car.) |
| 109 | Jamal Lewis at NO, 10/29/06 (31 car.) |
| 109 | Jamal Lewis at Cin., 11/5/00 (22 car.) |
| 109 | Bam Morris at Jax., 11/10/96 (26 car.) |
| 108 | Ray Rice vs. KC, 9/13/09 (19 car.) |
| 108 | Willis McGahee at Dal., 12/20/08 (8 car.) |
| 108 | Terry Allen vs. Ten., 10/7/01 (22 car.) |
| 107 | Ray Rice vs. NYG, 12/23/12 (24 car.) |
| 107 | Ray Rice vs. Pit., 9/11/11 (19 car.) |
| 106 | Justin Forsett vs. SD, 11/30/14 (24 car.) |
| 106 | Willis McGahee at Mia., 10/19/08 (19 car.) |
| 105 | Jamal Lewis vs. GB, 12/19/05 (22 car.) |
| 104 | Gus Edwards vs. TB, 12/16/18 (19 car.) |
| 104 | Ray Rice vs. Cin., 11/20/11 (20 car.) |
| 104 | Willis McGahee at Mia., 12/16/07 (29 car.) |
| 104 | Willis McGahee at Cle., 9/30/07 (14 car.) |
| 104 | Chester Taylor vs. NYG, 12/12/04 (25 car.) |
| 103 | Ray Rice vs. Ind., 12/11/11 (26 car.) |
| 103 | Ray Rice at NE, 10/4/09 (11 car.) |
| 103 | Priest Holmes vs. Ind., 11/29/98 (22 car.) |
| 102 | Ray Rice at KC, 10/7/12 (17 car.) |
| 102 | Willis McGahee vs. Cle., 11/18/07 (21 car.) |
| 101 | Ray Rice vs. NE, 9/23/12 (20 carries) |
| 101 | Ray Rice vs. Hou., 10/16/11 (23 carries) |
| 101 | Jamal Lewis at Cin., 10/19/03 (19 car.) |
| 101 | Errict Rhett vs. Pit., 9/19/99 (22 car.) |
| 100 | Jamal Lewis vs. Cle., 12/22/02 (21 car.) |
| 100 | Priest Holmes vs. Ten., 12/5/99 (9 car.) |
| 100 | Bam Morris vs. Pit., 12/1/96 (28 car.) |

Current Ravens in Bold

SCRIMMAGE/COMBINED YARDS

TOP 10 CAREER SCRIMMAGE YARDS

| RANK | NAME (SEASONS) | RUSH | RUSH YDS | REC | REC YDS | TOTAL ATT | SCRIM YDS |
|------|----------------------------|-------|----------|-----|---------|-----------|-----------|
| 1 | Rice, Ray (2008-13) | 1,430 | 6,180 | 369 | 3,034 | 1,799 | 9,214 |
| 2 | Lewis, Jamal (2000-06) | 1,822 | 7,801 | 160 | 1,365 | 1,982 | 9,166 |
| 3 | Mason, Derrick (2005-10) | 3 | 1 | 471 | 5,777 | 474 | 5,778 |
| 4 | Heap, Todd (2001-10) | 8 | 61 | 467 | 5,492 | 475 | 5,553 |
| 5 | Smith, Torrey (2011-14) | 7 | 48 | 213 | 3,591 | 220 | 3,639 |
| 6 | McGahee, Willis (2007-10) | 673 | 2,802 | 96 | 544 | 769 | 3,346 |
| 7 | Clayton, Mark (2005-09) | 25 | 112 | 234 | 3,116 | 259 | 3,228 |
| 8 | Taylor, Travis (2000-04) | 29 | 224 | 204 | 2,758 | 233 | 2,982 |
| 9 | Ismail, Qadry (1999-2001) | 1 | 4 | 191 | 2,819 | 192 | 2,823 |
| 10 | Holmes, Priest (1997-2000) | 459 | 2,102 | 88 | 585 | 547 | 2,687 |

SCRIMMAGE YARDS RECORDS

MOST ATTEMPTS

| CAREER | SEASON | GAME |
|------------------------------|------------------------|-----------------------------------|
| 1,982 Jamal Lewis (2000-06) | 413 Jamal Lewis (2003) | 40 Jay Graham (11/16/97 vs. Phi.) |
| 1,799 Ray Rice (2008-13) | 370 Ray Rice (2010) | 38 Bam Morris (10/26/97 at Was.) |
| 769 Willis McGahee (2007-10) | 367 Ray Rice (2011) | 36 Ray Rice (12/19/10 vs. NO) |
| | 355 Jamal Lewis (2002) | Ray Rice (10/17/10 at NE) |
| | | Priest Holmes (11/22/98 at Cin.) |

MOST YARDAGE GAINED

| CAREER | SEASON | GAME |
|-------------------------------|--------------------------|-------------------------------------|
| 9,214 Ray Rice (2008-13) | 2,271 Jamal Lewis (2003) | 295 Jamal Lewis (9/14/03 vs. Cle.) |
| 9,166 Jamal Lewis (2000-06) | 2,068 Ray Rice (2011) | 258 Qadry Ismail (12/12/99 at Pit.) |
| 5,778 Derrick Mason (2005-10) | 2,041 Ray Rice (2009) | 233 Ray Rice (12/19/10 vs. NO) |
| | 1,776 Ray Rice (2010) | |

TOP 10 CAREER COMBINED YARDS

RECEIVING, RUSHING, KICKOFF RETURN, PUNT RETURN AND FUMBLE RECOVERY YARDS

| RANK | NAME (SEASONS) | NO | YDS | AVG | TD |
|------|-----------------------------|-------|-------|------|----|
| 1 | Rice, Ray (2008-13) | 1,807 | 9,377 | 5.2 | 43 |
| 2 | Lewis, Jamal (2000-06) | 1,982 | 9,166 | 4.6 | 47 |
| 3 | Lewis, Jermaine (1996-2001) | 532 | 8,001 | 15.0 | 22 |
| 4 | Mason, Derrick (2005-10) | 474 | 5,778 | 12.2 | 29 |
| 5 | Heap, Todd (2001-10) | 475 | 5,553 | 11.7 | 41 |
| 6 | Jones, Jacoby (2012-14) | 269 | 4,904 | 18.2 | 8 |
| 7 | Sams, B.J. (2004-07) | 264 | 4,502 | 17.1 | 3 |
| 8 | Smith, Torrey (2011-14) | 221 | 3,663 | 16.6 | 30 |
| 9 | Taylor, Chester (2002-05) | 523 | 3,273 | 6.3 | 7 |
| 10 | Clayton, Mark (2005-09) | 266 | 3,270 | 12.3 | 14 |

COMBINED YARDS RECORDS

RECEIVING, RUSHING, KICKOFF RETURN, PUNT RETURN AND FUMBLE RECOVERY YARDS

MOST ATTEMPTS

| CAREER | SEASON | GAME |
|-------------------------------|------------------------|-----------------------------------|
| 1,982 Jamal Lewis (2000-06) | 413 Jamal Lewis (2003) | 40 Jay Graham (11/16/97 vs. Phi.) |
| 1,807 Ray Rice (2008-13) | 370 Ray Rice (2010) | 38 Bam Morris (10/26/97 at Was.) |
| 551 Priest Holmes (1997-2000) | 367 Ray Rice (2011) | 36 Ray Rice (12/19/10 vs. NO) |
| | 355 Jamal Lewis (2002) | Ray Rice (10/17/10 at NE) |
| | | Priest Holmes (11/22/98 at Cin.) |

MOST YARDAGE GAINED

| CAREER | SEASON | GAME |
|----------------------------------|-----------------------------|---------------------------------------|
| 9,377 Ray Rice (2008-13) | 2,271 Jamal Lewis (2003) | 308 Jermaine Lewis (12/7/97 vs. Sea.) |
| 9,166 Jamal Lewis (2000-06) | 2,068 Ray Rice (2011) | 295 Jamal Lewis (9/14/03 vs. Cle.) |
| 8,001 Jermaine Lewis (1996-2001) | 2,043 Ray Rice (2009) | 258 Qadry Ismail (12/12/99 at Pit.) |
| | 2,025 Jermaine Lewis (1997) | |

YARDS FROM SCRIMMAGE [ALL 150-YARD GAMES]

| | |
|-----|-------------------------------------|
| 295 | Jamal Lewis vs. Cle., 9/14/03 |
| 258 | Qadry Ismail at Pit., 12/12/99 |
| 233 | Ray Rice vs. NO, 12/19/10 |
| 232 | Jamal Lewis at Cin., 9/26/04 |
| 227 | Priest Holmes at Cin., 11/22/98 |
| 226 | Jamal Lewis at Cle., 12/21/03 |
| 219 | Ray Rice vs. Det., 12/13/09 |
| 214 | Ray Rice at Cle., 12/4/11 |
| 213 | Jamal Lewis at Cle., 10/6/02 |
| 207 | Jamal Lewis vs. Dal., 11/19/00 |
| 199 | Ray Rice at Cin., 1/1/12 |
| 198 | Derrick Alexander vs. Pit., 12/1/96 |
| 194 | Ray Rice at Min., 10/18/09 |
| 190 | Justin Forsett at NO, 11/24/14 |
| 186 | Steve Smith Sr. vs. Cin., 9/27/15 |
| 184 | Bam Morris at Was., 10/26/97 |
| 182 | Bam Morris at Jax., 11/10/96 |
| 180 | Ray Rice vs. Mia., 11/7/10 |
| 180 | Jamal Lewis vs. Cin., 12/7/03 |
| 179 | Jamal Lewis at Cin., 11/5/00 |
| 178 | Priest Holmes vs. Cin., 9/27/98 |
| 176 | Ray Rice at Cle., 11/2/08 |
| 170 | Javorius Allen at Mia., 12/6/15 |
| 170 | Justin Forsett vs. Cle., 10/11/15 |
| 170 | Jamal Lewis vs. Cle., 11/26/00 |
| 169 | Jay Graham vs. Phi., 11/16/97 |
| 167 | Jamal Lewis vs. Mia., 1/2/05 |
| 167 | Willis McGahee at Oak., 1/3/10 |
| 166 | Alex Collins at Pit., 12/10/17 |
| 166 | Torrey Smith at Buf., 9/29/13 |
| 166 | Travis Taylor at Atl., 11/3/02 |
| 165 | Torrey Smith vs. Cin., 11/20/11 |
| 164 | Ray Rice at SD, 11/25/12 |
| 164 | Ray Rice at STL, 9/25/11 |
| 164 | Mark Clayton at Cin., 11/30/08 |
| 164 | Chester Taylor vs. Cin., 12/5/04 |
| 162 | Torrey Smith at STL, 9/25/11 |
| 162 | Jamal Lewis vs. Den., 10/26/03 |
| 161 | Ray Rice vs. Hou., 10/16/11 |
| 160 | Jamal Lewis vs. Sea., 11/23/03 |
| 159 | Ray Rice vs. Den., 10/10/10 |
| 159 | Willis McGahee vs. NE, 12/3/07 |
| 159 | Jamal Lewis vs. KC, 9/28/03 |
| 158 | Ray Rice vs. NYG, 12/23/12 |
| 156 | Jamal Lewis vs. NO, 12/8/02 |
| 155 | Ray Rice at Pit., 12/27/09 |
| 155 | Ray Rice vs. Pit., 11/29/09 |
| 152 | Ray Rice at Phi., 9/16/12 |
| 152 | Willis McGahee at Mia., 10/19/08 |
| 152 | Ray Rice at NE, 10/4/09 |
| 151 | Priest Holmes at Pit., 9/3/00 |
| 150 | Justin Forsett at Pit., 10/1/15 |
| 150 | Steve Smith Sr. at Oak., 9/20/15 |
| 150 | Derrick Alexander vs. Sea., 12/7/97 |
| 150 | Ray Rice vs. NE, 9/23/12 |
| 150 | Michael Jackson vs. Jax., 11/24/96 |

Current Ravens in Bold



Ray Rice

INTERCEPTIONS RECORDS

TOP CAREER INTERCEPTIONS

| RANK | NAME (SEASONS) | NO | YDS | AVG | LG | TD |
|------|--------------------------------|-----------|------------|-------------|------------|----------|
| 1 | Reed, Ed (2002-12) | 61 | 1,541 | 25.3 | 107t* | 7 |
| 2 | Lewis, Ray (1996-2012) | 31 | 503 | 16.2 | 64 | 3 |
| 3 | McAlister, Chris (1999-2008) | 26 | 486 | 18.7 | 98t | 5 |
| 4 | Starks, Duane (1998-2001) | 20 | 196 | 9.8 | 64 | 1 |
| | Woodson, Rod (1998-2001) | 20 | 380 | 19.0 | 66t | 5 |
| 6 | Webb, Lardarius (2009-17) | 15 | 153 | 10.2 | 73t | 1 |
| 7 | Smith, Jimmy (2011-18) | 13 | 165 | 12.7 | 50t | 2 |
| 8 | Weddle, Eric (2016-18) | 10 | 177 | 17.7 | 53 | 1 |
| 9 | Mosley, C.J. (2014-18) | 9 | 157 | 17.4 | 63t | 1 |
| | Landry, Dawan (2006-10) | 9 | 213 | 23.7 | 48t | 3 |
| 11 | Langham, Antonio (1996-97) | 8 | 99 | 12.4 | 40t | 1 |
| | Rolle, Samari (2005-09) | 8 | 76 | 9.5 | 44 | 0 |
| | Williams, Chad (2002-05) | 8 | 320 | 40.0 | 98t | 3 |
| 14 | Suggs, Terrell (2003-18) | 7 | 144 | 20.6 | 44t | 2 |
| 15 | Carr, Brandon (2017-18) | 6 | 83 | 13.8 | 33 | 0 |
| | Graham, Corey (2012-13) | 6 | 48 | 8.0 | 28 | 0 |
| | Thomas, Adalius (2000-06) | 6 | 120 | 20.0 | 32 | 2 |
| 18 | Baxter, Gary (2001-04) | 5 | 74 | 14.8 | 34 | 0 |
| | Harris, Corey (1998-2001) | 5 | 69 | 13.8 | 42 | 1 |
| | Moore, Stevon (1996-99) | 5 | 66 | 13.2 | 38 | 0 |
| | Ngata, Haloti (2006-14) | 5 | 84 | 16.8 | 60 | 0 |
| | Sanders, Deion (2004-05) | 5 | 144 | 28.8 | 48t | 1 |
| | Smith, Daryl (2013-15) | 5 | 40 | 8.0 | 37t | 1 |
| | Staten, Ralph (1997-98) | 5 | 37 | 7.4 | 14 | 0 |
| | Turner, Eric (1996) | 5 | 1 | 0.2 | 1 | 0 |

* NFL Record

INTERCEPTIONS RECORDS

MOST INTERCEPTIONS

| CAREER | SEASON | GAME |
|--------------------------------|------------------------|---|
| 61 Ed Reed (2002-12) | 9 Ed Reed (2008, 2004) | 2 29 times by 16 players, last by Jimmy Smith (12/30/18 vs. Cle.) |
| 31 Ray Lewis (1996-2012) | 8 Ed Reed (2010) | |
| 26 Chris McAlister (1999-2008) | 7 Ed Reed (2007, 2003) | |
| 20 Duane Starks (1998-2001) | Rod Woodson (1999) | |
| | 6 Eric Weddle (2017) | |
| | Ray Lewis (2003) | |
| | Chris McAlister (2006) | |
| | Duane Starks (2000) | |
| | Rod Woodson (1998) | |

MOST CONSECUTIVE GAMES WITH AN INTERCEPTION

| |
|--|
| 5 Eric Turner (10/27/96-11/24/96) |
| 3 8 times by 5 players, last by Cary Williams (9/27/12-10/14/12) |

MOST YARDS GAINED AFTER INTERCEPTIONS

| CAREER | SEASON |
|---------------------------------|--------|
| 1,541 Ed Reed (2002-12) | |
| 503 Ray Lewis (1996-2012) | |
| 486 Chris McAlister (1999-2008) | |
| 380 Rod Woodson (1998-2001) | |
| 358 Ed Reed (2004) | |
| 264 Ed Reed (2008) | |
| 195 Rod Woodson (1999) | |
| 183 Ed Reed (2010) | |

GAME

| |
|---------------------------------------|
| 150 Ed Reed (11/23/08 vs. Phi.) |
| 106 Ed Reed (11/07/04 vs. Cle.) |
| 98 Chris McAlister (12/24/00 vs. NYJ) |
| Chad Williams (12/1/02 at Cin.) |

LONGEST INTERCEPTION RETURN

| |
|--|
| *107t Ed Reed (11/23/08 vs. Phi.) |
| 106t Ed Reed (11/7/04 vs. Cle.) |
| 98t Chris McAlister (12/24/00 vs. NYJ) |
| Chad Williams (12/1/02 at Cin.) |

HIGHEST AVERAGE ON INTERCEPTION RETURNS

| CAREER (MIN. 8 INTs) |
|-------------------------------------|
| 40.0 Chad Williams (2002-05, 8-320) |
| 25.3 Ed Reed (2002-12, 61-1,541) |
| 23.7 Dawan Landry (2006-10, 9-213) |

MOST TDs ON INTERCEPTION RETURNS

| CAREER | SEASON |
|-------------------------------|--------|
| 7 Ed Reed# (2002-12) | |
| 5 Chris McAlister (1999-2008) | |
| Rod Woodson (1998-2001) | |
| 3 Three players | |
| 2 Ed Reed (2008) | |
| Terrell Suggs (2008) | |
| Chris McAlister (2006) | |
| Rod Woodson (1999, 1998) | |

GAME

| |
|--|
| 1 47 times by 24 players, last by Eric Weddle (12/3/17 vs. Det.) |
|--|

* NFL Record

1 Received Lateral for INT-TD Return, 11/5/06

50-YARD INT RETURNS

| |
|---|
| 107t* Ed Reed vs. Phi., 11/23/08 |
| 106t Ed Reed vs. Cle., 11/7/04 |
| 98t Chad Williams at Cin., 12/1/02 |
| 98t Chris McAlister vs. NYJ, 12/24/00 |
| 94 Chad Williams vs. Buf., 10/24/04 |
| 83t Chris McAlister at Ari., 10/12/03 |
| 78 Ed Reed at NYJ, 11/14/04 |
| 73t Lardarius Webb vs. NYJ, 10/2/11 |
| 66t Rod Woodson at Cle., 11/7/99 |
| 64 Ray Lewis vs. Cin., 12/23/01 |
| 64 Duane Starks vs. NYJ, 12/24/00 |
| 63t C.J. Mosley vs. Mia., 10/26/17 |
| 63t Cary Williams vs. Cle., 9/27/12 |
| 60t Chris McAlister at TB, 9/10/06 |
| 60 Haloti Ngata at TB, 9/10/06 |
| 60 Ray Lewis at STL, 9/12/99 |
| 60t Rod Woodson at NYJ, 9/13/98 |
| 59 Eric Reed at Cle., 10/6/02 |
| 54 Ronnie Prude vs. Oak., 9/17/06 |
| 54 Will Demps vs. Cin., 12/7/03 |
| 54t Ed Reed vs. Cle., 9/14/03 |
| 53 Eric Weddle vs. Mia., 12/4/16 |
| 52t Ed Reed vs. Cin., 10/11/09 |
| 52t Chad Williams at Cle., 12/21/03 |
| 51t Chris McAlister vs. Pit., 9/19/04 |
| 50t Jimmy Smith vs. Mia., 10/26/17 |
| 50 Ed Reed at Cin., 9/26/04 |

* NFL Record

Current Ravens in Bold



Ed Reed

TACKLES/SACKS/FUMBLES RECORDS

TACKLES RECORDS

MOST TACKLES

| CAREER | SEASON |
|---------------------------------|----------------------------------|
| 2,643 Ray Lewis (1996-2012) | 225 Ray Lewis (2003) |
| 941 Terrell Suggs (2003-18) | 210 Ray Lewis (1997) |
| 721 Kelly Gregg (2001-10) | 200 Ray Lewis (2004) |
| 661 Ed Reed (2002-12) | 198 Ray Lewis (1999) |
| 574 C.J. Mosley (2014-18) | 196 Ray Lewis (2001) |
| 528 Haloti Ngata (2006-14) | GAME |
| 523 Jarret Johnson (2003-11) | 25 Ray Lewis (9/14/97 at NYG) |
| 522 Jamie Sharper (1997-2001) | 23 Ray Lewis (11/18/07 vs. Cle.) |
| 508 Bart Scott (2002-08) | 22 Ray Lewis (10/1/06 vs. SD) |
| 502 Peter Boulware (1997-2005) | Ray Lewis (12/14/97 vs. Ten.) |
| 490 Chris McAlister (1999-2008) | 20 Ray Lewis (9/30/02 vs. Den.) |
| 473 Lardarius Webb (2009-17) | Ray Lewis (10/15/00 at Was.) |
| 472 Ed Hartwell (2001-04) | 19 Ray Lewis (9/30/07 at Cle.) |
| 457 Michael McCrary (1997-2002) | Bart Scott (10/1/06 vs. SD) |
| 436 Adalius Thomas (2000-06) | Ray Lewis (11/30/03 vs. SF) |
| 387 Dawan Landry (2006-10) | Ray Lewis (9/28/03 vs. KC) |
| 386 Rob Burnett (1996-2001) | Ray Lewis (9/15/02 vs. TB) |
| 371 Daryl Smith (2013-15) | Ray Lewis (10/10/99 at Ten.) |
| 340 Rod Woodson (1998-2001) | |
| 338 Jameel McClain (2008-13) | |

LONGEST FUMBLE RETURNS

| | |
|-----|-----------------------------------|
| 62t | Tavon Young at LAC, 12/22/18 |
| 59 | Kelly Gregg vs. Oak., 9/17/06 |
| 57t | Adalius Thomas vs. Pit., 11/26/06 |
| 47t | Jimmy Smith at Oak., 10/8/17 |
| 43t | Terrell Suggs vs. Oak., 11/25/18 |
| 41t | C.J. Mosley vs. Cin., 9/27/15 |
| 39 | Daryl Smith at Cin., 10/26/14 |
| 36 | Anthony Pleasant at SF, 11/17/96 |
| 35t | Adalius Thomas vs. GB, 12/19/05 |
| 32 | Ed Reed at Pit., 12/24/06 |
| 28t | Haloti Ngata at STL, 9/25/11 |
| 27 | Robert Bailey at Jax., 10/8/00 |
| 26 | Jarret Johnson vs. NYJ, 10/2/11 |
| 24 | Terrell Suggs vs. Pit., 9/19/04 |
| 22t | Ed Reed vs. Was., 12/7/08 |
| 22 | Jarret Johnson vs. Phi., 11/23/08 |
| 22 | Will Demps at Ten., 9/18/05 |
| 22 | Ed Reed vs. Cin., 12/5/04 |
| 22t | Ed Reed at Was., 10/10/04 |

Current Ravens in Bold

SACKS RECORDS

MOST SACKS

| CAREER | SEASON | GAME |
|----------------------------------|--|--------------------------------------|
| 132.5 Terrell Suggs (2003-18) | 17.0 Elvis Dumervil (2014) | 4.0 Peter Boulware (1/7/02 vs. Min.) |
| 70.0 Peter Boulware (1997-2005) | 15.0 Peter Boulware (2001) | Michael McCrary (11/8/98 vs. Oak.) |
| 51.0 Michael McCrary (1997-2002) | 14.5 Michael McCrary (1998) | 3.5 Elvis Dumervil (12/7/14 at Mia.) |
| 41.5 Ray Lewis (1996-2012) | 14.0 Terrell Suggs (2011) | Jamie Sharper (11/12/01 at Ten.) |
| 38.5 Adalius Thomas (2000-06) | 13.0 Trevor Pryce (2006) | |
| | 12.0 Terrell Suggs (2014 & 2003, rookie) | |
| | 11.5 Peter Boulware (1997, rookie) | |
| | Michael McCrary (1999) | |

| | |
|-----|--|
| 3.0 | Michael McCrary (12/5/99 vs. Ten.) |
| | Matthew Judon (11/25/18 vs. Oak.) |
| | Za'Darius Smith (10/14/18 at Ten.) |
| | Elvis Dumervil (11/10/13 vs. Cin.) |
| | Terrell Suggs (10/6/13 at Mia.) |
| | Terrell Suggs (12/11/11 vs. Ind.) |
| | Terrell Suggs (11/24/11 vs. SF) |
| | Terrell Suggs (9/11/11 vs. Pit.) |
| | Terrell Suggs (12/4/05 vs. Hou.) |
| | Michael McCrary (12/26/99 vs. Cin.) |
| | Michael McCrary (11/16/97 vs. Phi.) |
| | Bennie Thompson (11/10/96 at Jax.) |

| 120.5 | Michael McCrary (1998) |
|-------|---------------------------------------|
| 113.5 | Trevor Pryce (2006) |
| 97 | Terrell Suggs (2003, rookie) |
| 91 | Terrell Suggs (2011) |
| GAME | |
| 35 | Michael McCrary (11/8/98 vs. Oak.) |
| 29.5 | Adalius Thomas (12/2/01 vs. Ind.) |
| 27 | Michael McCrary (11/16/97 vs. Phi.) |
| 25 | Matthew Judon (11/19/17 at GB) |
| | Elvis Dumervil (12/7/14 at Mia.) |
| | Terrell Suggs (9/11/11 vs. Pit.) |
| | Ray Lewis (11/26/00 vs. Cle.) |

MOST CONSECUTIVE GAMES WITH A SACK

| CAREER | GAME |
|--|--|
| 5 Terrell Suggs (6.5 sacks - 11/5/17-12/10/17) | 35 Michael McCrary (11/8/98 vs. Oak.) |
| Terrell Suggs (7.5 sacks - 11/9/14-12/14/14) | 29.5 Adalius Thomas (12/2/01 vs. Ind.) |
| Terrell Suggs (7 sacks - 9/5/13-10/6/13) | 27 Michael McCrary (11/16/97 vs. Phi.) |
| Paul Kruger (6.5 sacks - 11/11/12-12/9/12) | 25 Matthew Judon (11/19/17 at GB) |
| Adalius Thomas (5 sacks - 10/9/06-11/12/06) | Elvis Dumervil (12/7/14 at Mia.) |
| Adalius Thomas (5 sacks - 12/4/05-1/1/06) | Terrell Suggs (9/11/11 vs. Pit.) |
| | Ray Lewis (11/26/00 vs. Cle.) |

FUMBLES RECORDS

FUMBLES

| CAREER | SEASON | GAME |
|--------------------------|----------------------------|---|
| 80 Joe Flacco (2008-18) | 12 Lamar Jackson (2018) | 3 11 times, last by Lamar Jackson (12/2/18 at Atl.) |
| 36 Kyle Boller (2003-08) | 11 Joe Flacco (2011, 2008) | |
| 33 Jamal Lewis (2000-06) | Kyle Boller (2004) | |
| | Tony Banks (1999) | |
| | Vinny Testaverde (1997) | |

FUMBLES LOST

| CAREER | SEASON | GAME |
|-------------------------------|-------------------------|-------------------------------------|
| 26 Joe Flacco (2008-18) | 7 Steve McNair (2007) | 3 Steve McNair (9/10/07 at Cin.) |
| 22 Jamal Lewis (2000-06) | Kyle Boller (2004) | Vinny Testaverde (11/10/96 at Jax.) |
| 19 Kyle Boller (2003-08) | Jamal Lewis (2002) | |
| 10 Vinny Testaverde (1996-97) | Vinny Testaverde (1996) | |

MOST OPPONENT FUMBLES FORCED

| CAREER | SEASON | GAME |
|-----------------------------|------------------------------|-------------------------------------|
| 37 Terrell Suggs (2003-18) | 7 Terrell Suggs (2011) | 3 Terrell Suggs (12/11/11 vs. Ind.) |
| 20 Ray Lewis (1996-2012) | 6 Terrell Suggs (2005, 2003) | |
| 17 Adalius Thomas (2000-06) | 5 Jamie Sharper (2000) | |

MOST OPPONENT FUMBLES RECOVERED

| CAREER | SEASON | GAME |
|----------------------------|------------------------|-----------------------------------|
| 20 Ray Lewis (1996-2012) | 5 Rob Burnett (2000) | 2 Haloti Ngata (9/11/11 vs. Pit.) |
| 13 Terrell Suggs (2003-18) | 4 Terrell Suggs (2003) | Ray Lewis (12/28/08 vs. Jax.) |
| 10 Ed Reed (2002-12) | Adalius Thomas (2005) | Kelly Gregg (9/17/06 vs. Oak.) |
| | Corey Harris (2001) | Fernando Smith (10/3/99 at Atl.) |
| | Rod Woodson (2000) | |

LONGEST FUMBLE RETURN (OPP. FUMBLE)

| CAREER | SEASON |
|--------------------------------|---------------------------|
| 62t Tavon Young (2016-18) | 62t Tavon Young (2018) |
| 59 Kelly Gregg (2001-10) | 59 Kelly Gregg (2006) |
| 57t Adalius Thomas (2000-2006) | 57t Adalius Thomas (2006) |

| GAME |
|--|
| 62t Tavon Young (12/22/18 at LAC) |
| 59 Kelly Gregg (9/17/06 vs. Oak.) |
| 57t Adalius Thomas (11/26/06 vs. Pit.) |

MOST TDs ON OPP. FUMBLE RECOVERY RETURNS

| CAREER | SEASON | GAME |
|----------------------------|-------------------------|--|
| 3 Adalius Thomas (2000-06) | 2 Tavon Young (2018) | 1 17 times, last by Tavon Young (62t yards) on 12/22/18 at LAC |
| 2 Tavon Young (2016-18) | Ed Reed (2002-12) | |
| 1 Terrell Suggs (2003-18) | 1 Terrell Suggs (2018) | |
| Brandon Williams (2013-18) | Brandon Williams (2017) | |
| Jimmy Smith (2011-18) | Jimmy Smith (2017) | |
| Chris Moore (2016-18) | Chris Moore (2016) | |
| C.J. Mosley (2014-18) | C.J. Mosley (2015) | |
| Dwan Edwards (2004-09) | Jarret Johnson (2011) | |
| Jarret Johnson (2003-11) | Jameel McClain (2011) | |
| Jameel McClain (2008-13) | Haloti Ngata (2011) | |
| Haloti Ngata (2006-14) | Ed Reed (2008, 2004) | |
| Jamie Sharper (1997-2001) | Dwan Edwards (2009) | |
| | Adalius Thomas (2006) | |
| | Jamie Sharper (2001) | |

PUNT RETURN RECORDS

TOP 10 CAREER PUNT RETURN YARDS

| RANK | NAME (SEASONS) | NO | FC | YDS | AVG | LG | TD |
|------|------------------------------|-----|----|-------|------|-----|----|
| 1 | Lewis, Jermaine (1996-2001) | 231 | 72 | 2,730 | 11.8 | 89t | 6 |
| 2 | Sams, B.J. (2004-07) | 121 | 26 | 1,320 | 10.9 | 78t | 2 |
| 3 | Jones, Jacoby (2012-14) | 86 | 35 | 853 | 9.9 | 63t | 1 |
| 4 | Brightful, Lamont (2002-03) | 60 | 30 | 592 | 9.9 | 95t | 1 |
| 5 | Webb, Lardarius (2009-17) | 59 | 63 | 547 | 9.3 | 68t | 1 |
| 6 | Campanaro, Michael (2014-17) | 37 | 25 | 420 | 11.4 | 77t | 1 |
| 7 | Doss, Tandon (2011-13) | 27 | 11 | 412 | 15.3 | 82t | 1 |
| 8 | Figurs, Yamon (2007-08) | 39 | 20 | 309 | 7.9 | 75t | 1 |
| 9 | Carr, Chris (2009-11) | 37 | 19 | 285 | 7.7 | 34 | 0 |
| 10 | Jones, Cyrus (2018) | 18 | 19 | 259 | 14.4 | 70t | 1 |

PUNT RETURN RECORDS

MOST PUNT RETURNS

| CAREER | NAME (SEASONS) |
|--------|----------------------------|
| 231 | Jermaine Lewis (1996-2001) |
| 121 | B.J. Sams (2004-07) |
| 86 | Jacoby Jones (2012-14) |
| 60 | Lamont Brightful (2002-03) |

| SEASON | NAME (SEASONS) |
|--------|-------------------------|
| 57 | Jermaine Lewis (1999) |
| 55 | B.J. Sams (2004) |
| 45 | Lamont Brightful (2003) |

| GAME | NAME (SEASONS) |
|------|--|
| 7 | 6 times, last by Jacoby Jones (12/23/12 vs. NYG) |

MOST FAIR CATCHES

| CAREER | NAME (SEASONS) |
|--------|----------------------------|
| 72 | Jermaine Lewis (1996-2001) |
| 63 | Lardarius Webb (2009-17) |
| 35 | Jacoby Jones (2012-14) |
| 30 | Lamont Brightful (2002-03) |

| SEASON | NAME (SEASONS) |
|--------|---------------------------|
| 20 | Lardarius Webb (2011) |
| | Lamont Brightful (2003) |
| 19 | Cyrus Jones (2018) |
| 18 | Michael Campanaro (2017) |
| | Jermaine Lewis (1999) |

| GAME | NAME (SEASONS) |
|------|--|
| 5 | Yamon Figurs (11/30/08 at Cin.) |
| 4 | 9 times, last by Tim White (9/30/18 at Pit.) |

MOST YARDS GAINED ON PUNT RETURNS

| CAREER | NAME (SEASONS) |
|--------|----------------------------|
| 2,730 | Jermaine Lewis (1996-2001) |
| 1,320 | B.J. Sams (2004-07) |
| 853 | Jacoby Jones (2012-14) |

| SEASON | NAME (SEASONS) |
|--------|-----------------------|
| 578 | Jermaine Lewis (2000) |
| 575 | B.J. Sams (2004) |
| 519 | Jermaine Lewis (2001) |

GAME

| | |
|-----|---------------------------------------|
| 184 | Jermaine Lewis (12/7/97 vs. Sea.) |
| 173 | Jermaine Lewis (12/24/00 vs. NYJ) |
| 132 | Michael Campanaro (10/15/17 vs. Chi.) |
| 121 | B.J. Sams (11/19/06 vs. Atl.) |

LONGEST PUNT RETURN

| | |
|-----|--------------------------------------|
| 95t | Lamont Brightful (11/10/02 vs. Cin.) |
| 89t | Jermaine Lewis (12/24/00 vs. NYJ) |
| | Jermaine Lewis (12/7/97 vs. Sea.) |

HIGHEST AVERAGE

| CAREER (MIN. 60 RETURNS) | NAME (SEASONS) |
|--------------------------|----------------------------|
| 11.8 | Jermaine Lewis (1996-2001) |
| 10.9 | B.J. Sams (2004-07) |
| 9.9 | Jacoby Jones (2012-14) |
| | Lamont Brightful (2002-03) |

| SEASON (MIN. 15 RETURNS) | NAME (SEASONS) |
|--------------------------|-------------------------|
| 16.1 | Lamont Brightful (2002) |
| | Jermaine Lewis (2000) |
| 15.6 | Tandon Doss (2013) |
| | Jermaine Lewis (1997) |

GAME (MIN. 3 RETURNS)

| | |
|------|-----------------------------------|
| 43.3 | Jermaine Lewis (12/24/00 vs. NYJ) |
| 40.3 | B.J. Sams (11/19/06 vs. Atl.) |
| 36.8 | Jermaine Lewis (12/7/97 vs. Sea.) |

MOST TOUCHDOWNS

| CAREER | NAME (SEASONS) |
|--------|----------------------------|
| 6 | Jermaine Lewis (1996-2001) |
| 2 | B.J. Sams (2004-07) |

| SEASON | NAME (SEASONS) |
|--------|-----------------------------------|
| 2 | B.J. Sams (2004) |
| | Jermaine Lewis (2000, 1998, 1997) |

| GAME | NAME (SEASONS) |
|------|-----------------------------------|
| 2 | Jermaine Lewis (12/24/00 vs. NYJ) |
| | Jermaine Lewis (12/7/97 vs. Sea.) |

50-YARD PUNT RETURNS

| | |
|-----|---------------------------------------|
| 95t | Lamont Brightful vs. Cin., 11/10/02 |
| 89t | Jermaine Lewis vs. NYJ, 12/24/00 |
| 89t | Jermaine Lewis vs. Sea., 12/7/97 |
| 87t | Jermaine Lewis vs. Sea., 9/27/98 |
| 82t | Kaelin Clay at Cle., 11/30/15 |
| 82t | Tandon Doss vs. Hou., 9/22/13 |
| 78t | B.J. Sams at Was., 10/10/04 |
| 77t | Michael Campanaro vs. Chi., 10/15/17 |
| 75t | Yamon Figurs vs. Ari., 9/23/07 |
| 70t | Cyrus Jones vs. Oak., 11/25/18 |
| 69t | Jermaine Lewis at NYJ, 9/13/98 |
| 68t | Lardarius Webb at Cle., 12/4/11 |
| 66t | Jermaine Lewis vs. Sea., 12/7/97 |
| 65 | B.J. Sams vs. Atl., 11/19/06 |
| 63t | Jacoby Jones at Pit., 11/18/12 |
| 63t | Ed Reed at Cin., 9/10/07 |
| 63 | B.J. Sams at Cin., 9/26/04 |
| 62 | Jermaine Lewis vs. Pit., 12/16/01 |
| 59 | B.J. Sams vs. Atl., 11/19/06 |
| 58t | B.J. Sams vs. KC, 10/4/04 |
| 55 | Cyrus Jones at KC, 12/9/18 |
| 54t | Jermaine Lewis vs. NYJ, 12/24/00 |
| 51 | Janarion Grant vs. Buf., 9/9/18 |
| 51 | B.J. Sams vs. Cle., 10/16/05 |

Current Ravens in Bold



Lardarius Webb

KICK RETURN RECORDS

TOP 10 CAREER KICK RETURN YARDS

| RANK | NAME (SEASONS) | NO | YDS | AVG | LG | TD |
|------|-------------------------------|-----------|------------|-------------|-----------|----------|
| 1 | Sams, B.J. (2004-07) | 138 | 3,161 | 22.9 | 87 | 0 |
| 2 | Lewis, Jermaine (1996-2001) | 139 | 3,153 | 22.7 | 76 | 0 |
| 3 | Jones, Jacoby (2012-14) | 101 | 3,037 | 30.1 | 108t | 4 |
| 4 | Harris, Corey (1998-2001) | 123 | 2,950 | 24.0 | 95t | 1 |
| 5 | Figurs, Yamon (2007-08) | 75 | 1,746 | 23.3 | 94t | 1 |
| 6 | Brightful, Lamont (2002-03) | 63 | 1,417 | 22.5 | 75 | 0 |
| 7 | Reed, David (2010-12) | 39 | 1,150 | 29.5 | 103t | 1 |
| 8 | Moore, Chris (2016-18) | 42 | 999 | 23.8 | 87 | 0 |
| 9 | Webb, Lardarius (2009-17) | 38 | 985 | 25.9 | 95t | 1 |
| 10 | Taylor, Chester (2002-05) | 45 | 937 | 20.8 | 54 | 0 |

KICKOFF RETURN RECORDS

MOST KICKOFF RETURNS

CAREER

| | |
|-----|----------------------------|
| 139 | Jermaine Lewis (1996-2001) |
| 138 | B.J. Sams (2004-07) |
| 123 | Corey Harris (1998-2001) |

SEASON

| | |
|----|---------------------|
| 59 | B.J. Sams (2004) |
| 46 | Yamon Figurs (2007) |
| 44 | B.J. Sams (2005) |

GAME

| | |
|---|--|
| 8 | B.J. Sams (11/27/05 at Cin.) Corey Harris (12/13/98 vs. Min.) |
| 7 | 4 times, last by Lardarius Webb (10/18/09 at Min.) |

MOST YARDS GAINED ON KICKOFF RETURNS

CAREER

| | |
|-------|----------------------------|
| 3,161 | B.J. Sams (2004-07) |
| 3,153 | Jermaine Lewis (1996-2001) |
| 3,037 | Jacoby Jones (2012-14) |

SEASON

| | |
|-------|---------------------|
| 1,251 | B.J. Sams (2004) |
| 1,167 | Jacoby Jones (2012) |
| 1,138 | Yamon Figurs (2007) |

GAME

| | |
|-----|--|
| 243 | Corey Harris (12/13/98 vs. Min.) |
| 233 | David Reed (12/13/10 at Hou.) |
| 196 | Jacoby Jones (10/21/12 at Hou.) Yamon Figurs (12/9/07 vs. Ind.) |

LONGEST KICKOFF RETURN

| | |
|------|---|
| 108t | Jacoby Jones (11/2/14 at Pit.) Jacoby Jones (10/14/12 vs. Dal.) |
| 105t | Jacoby Jones (11/11/12 vs. Oak.) |
| 103t | David Reed (12/13/10 at Hou.) |
| 97t | Patrick Johnson (12/13/98 vs. Min.) |
| 96t | Bobby Rainey (10/15/17 vs. Chi.) |
| 95t | Lardarius Webb (11/1/09 vs. Den.) Corey Harris (12/13/98 vs. Min.) |

HIGHEST AVERAGE

CAREER (MIN. 40 RETURNS)

| | |
|-------------|--------------------------------------|
| 30.1 | Jacoby Jones (2012-14), 101-3,037 |
| 24.0 | Corey Harris (1998-2001), 123-2,950 |
| 23.8 | Chris Moore (2016-18), 42-999 |
| 23.3 | Yamon Figurs (2007-08), 75-1,746 |

SEASON (MIN. 20)

| | |
|------|-------------------------------|
| 30.7 | Jacoby Jones (2012), 38-1,167 |
| 30.6 | Jacoby Jones (2014), 32-978 |
| 29.3 | David Reed (2010), 21-616 |
| 28.8 | Jacoby Jones (2013), 31-892 |

GAME (MIN. 3 RETURNS)

| | |
|------|---|
| 53.0 | Jacoby Jones (10/14/12 vs. Dal.), 3-159 |
| 47.0 | Jacoby Jones (11/2/14 at Pit.), 4-188 |
| 46.7 | B.J. Sams (12/11/05 at Den.), 3-140 |
| 45.0 | David Reed (11/21/10 at Car.), 3-135 |

MOST TOUCHDOWNS

CAREER

| | |
|---|--|
| 4 | Jacoby Jones (2012-14) |
| 1 | Bobby Rainey (2017) Lardarius Webb (2009-17) David Reed (2010-12) Yamon Figurs (2007-08) Corey Harris (1998-2001) Patrick Johnson (1998-2001, 2005) |

SEASON

| | |
|---|---|
| 2 | Jacoby Jones (2012) |
| 1 | Bobby Rainey (2017) Jacoby Jones (2014) Jacoby Jones (2013) David Reed (2010) Lardarius Webb (2009) Yamon Figurs (2007) Corey Harris (1998) Patrick Johnson (1998) |

GAME

| | |
|---|--|
| 1 | 10 times, last by Bobby Rainey (10/15/17 vs. Chi., 96 yards) |
|---|--|

COMBINED KICK RETURN RECORDS

MOST COMBINED KICK RETURNS

CAREER

| | |
|-----|----------------------------|
| 370 | Jermaine Lewis (1996-2001) |
| 259 | B.J. Sams (2004-07) |

SEASON

| | |
|-----|-----------------------|
| 114 | B.J. Sams (2004) |
| 84 | Jermaine Lewis (2001) |

GAME

| | |
|----|--|
| 11 | B.J. Sams (11/14/04 at NYJ) Lamont Brightful (11/9/03 at STL) |
|----|--|

MOST COMBINED KICK RETURN YARDAGE

CAREER

| | |
|-------|----------------------------|
| 5,883 | Jermaine Lewis (1996-2001) |
| 4,481 | B.J. Sams (2004-07) |
| 3,890 | Jacoby Jones (2012-14) |

SEASON

| | |
|-------|-----------------------|
| 1,826 | B.J. Sams (2004) |
| 1,558 | Jermaine Lewis (2001) |
| 1,508 | Jacoby Jones (2012) |

GAME

| | |
|-----|-----------------------------------|
| 275 | Jermaine Lewis (12/7/97 vs. Sea.) |
| 250 | B.J. Sams (10/4/04 vs. KC) |
| 243 | Corey Harris (12/13/98 vs. Min.) |

MOST COMBINED KICK RETURN TOUCHDOWNS

CAREER

| | |
|---|--|
| 6 | Jermaine Lewis, 6 PR (1996-2001) |
| 5 | Jacoby Jones, 4 KOR & 1 PR (2012-14) |
| 2 | Lardarius Webb, 1 PR & 1 KOR (2009-16) Yamon Figurs, 1 PR & 1 KOR (2007) B.J. Sams, 2 PR (2004-07) |

SEASON

| | |
|---|--|
| 3 | Jacoby Jones, 2 KOR & 1 PR (2012) |
| 2 | Yamon Figurs, 1 PR & 1 KOR (2007) B.J. Sams, 2 PR (2004) Jermaine Lewis, 2 PR (2000, 1998, 1997) |

GAME

| | |
|---|--|
| 2 | Jermaine Lewis, 2 PR (12/24/00 vs. NYJ) Jermaine Lewis, 2 PR (12/7/97 vs. Sea.) |
|---|--|

LONGEST KICKOFF RETURNS

| | |
|-----------|---------------------------------------|
| 108t | Jacoby Jones at Pit., 11/2/14 |
| 108t | Jacoby Jones vs. Dal., 10/14/12 |
| 105t | Jacoby Jones vs. Oak., 11/11/12 |
| 103t | David Reed at Hou., 12/13/10 |
| 97t | Patrick Johnson vs. Min., 12/13/98 |
| 96t | Bobby Rainey vs. Chi., 10/15/17 |
| 95t | Lardarius Webb vs. Den., 11/1/09 |
| 95t | Corey Harris vs. Min., 12/13/98 |
| 94t | Yamon Figurs vs. Ind., 12/9/07 |
| 87 | Chris Moore vs. Cin., 12/31/17 |
| 87 | B.J. Sams at Den., 12/11/05 |
| 84 | David Reed at Car., 11/21/10 |
| 77t | Jacoby Jones vs. Min., 12/8/13 |
| 77 | David Reed at Ten., 9/18/11 |
| 76 | Jermaine Lewis at Ten., 11/12/01 |
| 75 | Lamont Brightful vs. SF, 11/30/03 |
| 73 | Jacoby Jones vs. Pit., 11/28/13 |
| 73 | Lamont Brightful at Mia., 11/16/03 |
| 72 | Jacoby Jones vs. SD, 11/30/14 |
| 72 | B.J. Sams vs. Oak., 9/17/06 |
| 68 | Lardarius Webb at GB, 12/7/09 |
| 66 | Corey Harris vs. Jax., 11/28/99 |
| 64 | B.J. Sams at Ind., 12/19/04 |
| 64 | Robert Tate vs. Den., 9/30/02 |
| 64 | Jermaine Lewis vs. Ind., 12/2/01 |
| 63 | Javin Hunter at Ind., 10/13/02 |
| 63 | Corey Harris vs. Pit., 9/19/99 |
| 61 | Yamon Figurs vs. NYJ, 9/16/07 |
| 60 | Devin Hester Sr. vs. Oak., 10/2/16 |
| 59 | B.J. Sams vs. Atl., 11/19/06 |
| 58 | Jacoby Jones at TB, 10/12/14 |
| 58 | Lamont Brightful vs. Jax., 11/2/03 |
| 57 | Yamon Figurs at SD, 11/25/07 |
| 55 | Corey Harris vs. Ind., 11/29/98 |

LONGEST MISSED FG RETURN

| | |
|------|-----------------------------------|
| 107t | Chris McAlister vs. Den., 9/30/02 |
|------|-----------------------------------|

BLOCKED FG RETURN TDs

| | |
|-----|---|
| 64t | Will Hill III at Cle., 11/30/15 (block by Brent Urban) |
|-----|---|

Current Ravens in Bold



Jacoby Jones

PUNTING/KICKING RECORDS

CAREER GROSS PUNTING

| RANK | NAME (SEASONS) | NO | YDS | AVG | TB | IN 20 | LG | NET | BK |
|------|------------------------------|--------------|---------------|-------------|-----------|------------|-----------|-------------|----------|
| 1 | Koch, Sam (2006-18) | 1,006 | 45,596 | 45.3 | 77 | 384 | 74 | 39.5 | 5 |
| 2 | Richardson, Kyle (1998-2001) | 364 | 15,069 | 41.4 | 35 | 128 | 67 | 35.4 | 5 |
| 3 | Zastudil, Dave (2002-05) | 327 | 13,618 | 41.6 | 32 | 89 | 67 | 34.8 | 3 |
| 4 | Montgomery, Greg (1996-97) | 151 | 6,520 | 43.2 | 7 | 47 | 67 | 37.2 | 1 |
| 5 | Murphy, Nick (2004) | 18 | 777 | 43.2 | 2 | 6 | 54 | 36.6 | 0 |
| 6 | Stewart, Kordell (2004-05) | 5 | 177 | 35.4 | 0 | 2 | 42 | 31.2 | 0 |
| 7 | Stover, Matt (1996-2008) | 3 | 100 | 33.3 | 2 | 1 | 34 | 20.0 | 0 |
| 8 | Elling, Aaron (2005) | 1 | 32 | 32.0 | 0 | 1 | 32 | 32.0 | 0 |
| 9 | Boller, Kyle (2003-08) | 1 | 29 | 29.0 | 0 | 0 | 29 | 29.0 | 0 |

PUNTING RECORDS

MOST PUNTS

| CAREER | SEASON | GAME |
|---------------------------------|----------------------------|------------------------------------|
| 1,006 Sam Koch (2006-18) | 103 Kyle Richardson (1999) | 10 Sam Koch (11/05/07 at Pit.) |
| 364 Kyle Richardson (1998-2001) | 90 Sam Koch (2013) | Nick Murphy (11/28/04 at NE) |
| 327 Dave Zastudil (2002-05) | Kyle Richardson (1998) | Kyle Richardson (12/24/00 vs. NYJ) |
| | 89 Dave Zastudil (2003) | Kyle Richardson (9/20/98 at Jax.) |

LONGEST PUNT

| |
|-------------------------------------|
| 74 Sam Koch (11/9/08 at Hou.) |
| 73 Sam Koch (11/24/14 at NO) |
| 69 Sam Koch (11/9/14 vs. Ten.) |
| Sam Koch (10/5/14 at Ind.) |
| Sam Koch (12/8/13 vs. Min.) |
| 68 Sam Koch (1/1/17 at Cin.) |
| Sam Koch (10/9/16 vs. Was.) |
| 67 Sam Koch (10/15/17 vs. Chi.) |
| Sam Koch (9/24/17 at Jax. - London) |
| Sam Koch (12/6/15 at Mia.) |
| Sam Koch (10/19/08 at Mia.) |
| Dave Zastudil (9/28/03 vs. KC) |
| Kyle Richardson (12/27/98 vs. Det.) |
| Greg Montgomery (9/29/96 vs. NO) |

HIGHEST GROSS PUNTING AVERAGE

| CAREER (MIN. 100) |
|--------------------------------|
| 45.3 Sam Koch (2006-18) |
| 43.2 Greg Montgomery (1996-97) |
| 41.6 Dave Zastudil (2002-05) |

SEASON (MIN. 40 PUNTS)

| |
|----------------------------|
| 47.4 Sam Koch (2018, 2014) |
| 47.1 Sam Koch (2012) |
| 46.7 Sam Koch (2015) |

GAME (MIN. 4 PUNTS)

| |
|--|
| 55.0 Sam Koch (10/15/17 vs. Chi.), 7-385 |
| 54.7 Sam Koch (12/8/13 vs. Min.), 6-328 |
| 53.4 Sam Koch (12/6/15 at Mia.), 5-267 |
| 53.0 Sam Koch (12/22/13 vs. NE), 4-212 |
| 52.5 Sam Koch (11/11/12 vs. Oak.), 4-210 |
| Dave Zastudil (9/30/02 vs. Den.), 6-315 |
| 52.2 Sam Koch (10/24/11 at Jax.), 9-470 |
| Sam Koch (12/20/08 at Dal.), 5-261 |

HIGHEST NET PUNTING AVERAGE

| CAREER (MIN. 100) |
|----------------------------------|
| 39.5 Sam Koch (2006-18) |
| 37.2 Greg Montgomery (1996-97) |
| 35.4 Kyle Richardson (1998-2001) |

SEASON (MIN. 40 PUNTS)

| |
|----------------------------|
| 43.3 Sam Koch (2014) |
| 42.9 Sam Koch (2015) |
| 40.8 Sam Koch (2012) |
| 40.3 Sam Koch (2017) |
| 39.9 Sam Koch (2016, 2008) |

GAME (MIN. 4 PUNTS)

| |
|--|
| 52.5 Sam Koch (11/11/12 vs. Oak.), 4-210 |
| 49.2 Sam Koch (10/11/15 vs. Cle.), 6-297 |
| 48.9 Sam Koch (10/15/17 vs. Chi.), 7-385 |
| 48.8 Sam Koch (12/2/12 vs. Pit.), 5-253 |
| Sam Koch (10/21/12 at Hou.), 5-253 |
| 48.3 Sam Koch (9/13/15 at Den.), 6-310 |
| 47.8 Sam Koch (11/27/17 vs. Hou.) 6-308 |
| Sam Koch (10/23/16 at NYJ), 6-305 |
| 47.6 Sam Koch (9/9/18 vs. Buf.), 5-257 |

MOST PUNTS INSIDE THE 20

| CAREER | SEASON | GAME |
|---------------------------------|---------------------------|-------------------------------------|
| 384 Sam Koch (2006-18) | 40 Sam Koch (2017) | 6 Sam Koch (10/7/18 at Cle.) |
| 128 Kyle Richardson (1998-2001) | 39 Sam Koch (2010) | 5 Sam Koch (11/27/17 vs. Hou.) |
| 89 Dave Zastudil (2002-05) | Kyle Richardson (1999) | Sam Koch (11/19/17 at GB) |
| | 37 Sam Koch (2016) | Sam Koch (11/6/16 vs. Pit.) |
| | 35 Kyle Richardson (2000) | Sam Koch (11/2/14 at Pit.) |
| | 34 Sam Koch (2008) | Sam Koch (12/13/10 at Hou.) |
| | | Sam Koch (10/17/10 at NE) |
| | | Dave Zastudil (11/17/02 at Mia.) |
| | | Kyle Richardson (12/23/01 vs. Cin.) |

MOST CONSECUTIVE PUNTS, NONE BLOCKED

| |
|--------------------------------------|
| 376 Sam Koch (9/5/13-12/23/17) |
| 313 Sam Koch (9/13/09-9/5/13) |
| 186 Dave Zastudil (12/15/02-9/11/05) |

MOST PUNTS HAD BLOCKED

| CAREER | SEASON | GAME |
|-----------------------------|------------------------------|---|
| 5 Sam Koch (2006-18) | 2 Dave Zastudil (2002) | 2 Dave Zastudil (12/8/02 vs. NO) |
| Kyle Richardson (1998-2001) | Kyle Richardson (2001, 1998) | 1 12 times, last by Sam Koch (9/23/18 vs. Den.) |
| 3 Dave Zastudil (2002-05) | | |

LONGEST PUNTS

| |
|---------------------------------------|
| 74 Sam Koch at Hou., 11/9/08 |
| 73 Sam Koch at NO, 11/24/14 |
| 69 Sam Koch vs. Ten., 11/9/14 |
| 69 Sam Koch at Ind., 10/5/14 |
| 69 Sam Koch vs. Min., 12/8/13 |
| 68 Sam Koch at Cin., 1/1/17 |
| 68 Sam Koch vs. Was., 10/9/16 |
| 67 Sam Koch vs. Chi., 10/15/17 |
| 67 Sam Koch at Jax., 9/24/17 - London |
| 67 Sam Koch at Mia., 12/6/15 |
| 67 Sam Koch at Mia., 10/19/08 |
| 67 Dave Zastudil vs. KC, 9/28/03 |
| 67 Kyle Richardson vs. Det., 12/27/98 |
| 67 Greg Montgomery vs. NO, 9/29/96 |
| 66 Sam Koch vs. Min., 12/8/13 |
| 65 Sam Koch at Atl., 12/2/18 |
| 65 Sam Koch at NE, 12/12/16 |
| 65 Kyle Richardson at Den., 9/30/01 |
| 65 Kyle Richardson at Ten., 12/6/98 |
| 64 Sam Koch vs. NE, 12/22/13 |
| 64 Sam Koch vs. NYJ, 11/24/13 |
| 64 Sam Koch vs. STL, 10/14/07 |
| 64 Greg Montgomery at Pit., 9/8/96 |
| 64 Kyle Richardson at NYJ, 9/13/98 |
| 64 Kyle Richardson vs. Ten., 10/11/98 |
| 63 Sam Koch vs. Buf., 9/9/18 |
| 63 Sam Koch vs. Cle., 9/17/17 |
| 63 Sam Koch vs. Cin., 11/27/16 |
| 63 Sam Koch at TB, 10/12/14 |
| 63 Sam Koch at Cin., 1/1/12 |
| 63 Kyle Richardson at NE, 1/2/00 |
| 63 Kyle Richardson at STL, 9/12/99 |
| 63 Kyle Richardson vs. Oak., 11/8/98 |

LONGEST FIELD GOALS

| |
|--|
| 61 Justin Tucker at Det., 12/16/13 (game-winner) |
| 57 Justin Tucker at Min., 10/22/17 |
| 57 Justin Tucker vs. Cin., 11/27/16 |
| 56 Justin Tucker at LAC, 12/22/18 |
| 56 Justin Tucker vs. Cin., 11/18/18 |
| 56 Justin Tucker at Phi., 9/16/12 |
| 56 Wade Richey vs. Cle., 9/14/03 |
| 55 Justin Tucker at Cin., 9/13/18 |
| 55 Justin Tucker vs. Mia., 10/26/17 |
| 55 Justin Tucker vs. Mia., 12/4/16 |
| 55 Justin Tucker at NO, 11/24/14 |
| 54 Justin Tucker vs. Cin., 11/27/16 |
| 54 Justin Tucker at Hou., 10/21/12 |
| 54 Steve Hauschka at Hou., 11/9/08 |
| 53 Justin Tucker vs. Hou., 11/27/17 |
| 53 Justin Tucker vs. Phi., 12/18/16 |
| 53 Justin Tucker at Jax., 9/25/16 (game-winner) |
| 53 Justin Tucker at Cin., 10/26/14 |
| 53 Justin Tucker at Det., 12/16/13 |
| 53 Justin Tucker vs. NYJ, 11/24/13 |
| 52 Justin Tucker vs. Den., 9/23/18 |
| 52 Justin Tucker vs. Den., 9/23/18 |
| 52 Justin Tucker vs. Cin., 11/27/16 |
| 52 Justin Tucker at Cle., 9/18/16 |
| 52 Justin Tucker at Pit., 10/1/15 (game-winner) |
| 52 Justin Tucker at Den., 9/13/15 |
| 52 Justin Tucker at Ind., 10/5/14 |
| 52 Justin Tucker at Chi., 11/17/13 |
| 52 Matt Stover at Cle., 9/24/06 (game-winner) |
| 51 Justin Tucker vs. Det., 12/3/17 |
| 51 Justin Tucker at Cle., 11/3/13 |
| 51 Justin Tucker at Hou., 10/21/12 |
| 51 Justin Tucker at Phi., 9/16/12 |
| 51 Billy Cundiff at Pit., 11/6/11 |
| 51 Matt Stover at Was., 10/15/00 |
| 51 Matt Stover vs. Pit., 10/29/00 |
| 51 Matt Stover at Ind., 10/13/02 |
| 50 Justin Tucker vs. Chi., 10/15/17 |
| 50 Justin Tucker at NE, 12/12/16 |
| 50 Justin Tucker at NYJ, 10/23/16 |
| 50 Justin Tucker vs. Buf., 9/11/16 |
| 50 Justin Tucker at Cin., 1/3/16 |
| 50 Justin Tucker vs. Pit., 12/27/15 |
| 50 Justin Tucker at Cin., 10/26/14 |
| 50 Justin Tucker at Mia., 10/6/13 |
| 50 Matt Stover vs. Dal., 11/21/04 |
| 50 Matt Stover vs. KC, 10/4/04 |
| 50 Matt Stover vs. STL, 10/27/96 |
| 50 Matt Stover at Ten., 10/10/99 |
| 50 Matt Stover at Cin., 11/21/99 (game-winner) |

Current Ravens in Bold

Please see "Scoring Records" on the first page of this section for the Ravens' field goal and PAT records.

TEAM RECORDS

VICTORIES

MOST GAMES WON, SEASON

| | |
|----|------------------------------|
| 13 | 2006 |
| 12 | 2011, 2010, 2000 |
| 11 | 2008 |
| 10 | 2018, 2014, 2012, 2003, 2001 |

MOST CONSECUTIVE GAMES WON

| | |
|---|-------------------------------|
| 8 | 2000-01 (final 7 through 1st) |
| 7 | 2000 |
| 5 | 2010-11 (final 4 through 1st) |
| | 2006 |

MOST HOME GAMES WON, SEASON

| | |
|---|---|
| 8 | 2011 |
| 7 | 2010, 2006, 2003 |
| 6 | 2018, 2016, 2012-14, 2009, 2008, 2005, 2004, 2001, 2000 |

MOST CONSECUTIVE HOME GAMES WON

| | |
|----|--------------------------------|
| 15 | 2010-12 (last 2 through 1st 5) |
| 8 | 2006-07 (last 5 through 1st 3) |
| 7 | 2009-10 (last 2 through 1st 5) |
| | 2000-01 (last 4 through 1st 3) |

MOST AWAY GAMES WON, SEASON

| | |
|---|------------------------------------|
| 6 | 2006, 2000 |
| 5 | 2010, 2008 |
| 4 | 2018, 2017, 2014, 2012, 2011, 1999 |

MOST CONSECUTIVE AWAY GAMES WON

| | |
|---|------------------------------|
| 3 | 2012, 2010, 2008, 2001, 2000 |
|---|------------------------------|

DEFEATS

MOST GAMES LOST, SEASON

| | |
|----|------------|
| 12 | 1996 |
| 11 | 2015, 2007 |

MOST CONSECUTIVE GAMES LOST

| | |
|---|------|
| 9 | 2007 |
|---|------|

MOST HOME GAMES LOST, SEASON

| | |
|---|------------------------------------|
| 5 | 2015 |
| 4 | 2007, 2002, 1999, 1998, 1997, 1996 |

MOST CONSECUTIVE HOME GAMES LOST

| | |
|---|------|
| 4 | 2007 |
| 3 | 1999 |

MOST AWAY GAMES LOST, SEASON

| | |
|---|------------|
| 8 | 2005, 1996 |
| 7 | 2007 |

MOST CONSECUTIVE AWAY GAMES LOST

| | |
|----|---------------------------------|
| 11 | 2004-05 (final 3 through all 8) |
| 8 | 2005, 1996 |
| 7 | 2007-08 (final 5 through 1st 2) |

SCORING

MOST POINTS SCORED

| | |
|--------|------|
| SEASON | |
| 409 | 2014 |
| 398 | 2012 |
| 395 | 2017 |

| | |
|------|------------------------|
| GAME | |
| 55 | 11/11/12 vs. Oak. |
| 48 | 10/12/14 at TB |
| | 12/13/09 vs. Det. |
| | 12/19/05 vs. GB |
| 47 | 9/9/18 vs. Buf. |
| 44 | 12/3/17 vs. Det. |
| | 9/10/12 vs. Cin. |
| | 11/30/03 vs. SF |
| | 11/23/03 vs. Sea. - OT |
| | 11/26/00 vs. Cle. |

MOST POINTS SCORED BY OPPONENTS

| | |
|--------|------|
| SEASON | |
| 441 | 1996 |
| 401 | 2015 |
| 384 | 2007 |

| | |
|------|------------------|
| GAME | |
| 49 | 9/5/13 at Den. |
| 46 | 10/6/96 vs. NE |
| 45 | 11/1/98 vs. Jax. |
| | 10/20/96 at Den. |

MOST POINTS SCORED, BOTH TEAMS

| | |
|--------|--|
| SEASON | |
| 812 | 1996 |
| 742 | 2012 |
| 729 | 2015 |
| GAME | |
| 85 | 11/23/03, Bal. (44) vs. Sea. (41) - OT |
| 84 | 10/6/96, Bal. (38) vs. NE (46) |
| 79 | 10/20/96, Bal. (34) at Den. (45) |

FEWEST POINTS SCORED

| | |
|--------|---------------------------------|
| SEASON | |
| 265 | 2005 |
| 269 | 1998 |
| 275 | 2007 |
| GAME | |
| 0 | 11/9/97 at Pit.; 9/15/02 vs. TB |
| 3 | 9 times, last 10/12/08 at Ind. |

FEWEST POINTS SCORED BY OPPONENT

| | |
|--------|---------------------------------|
| SEASON | |
| *165 | 2000 |
| 201 | 2006 |
| 244 | 2008 |
| GAME | |
| 0 | 14 times, last 10/14/18 at Ten. |
| 3 | 11 times, last 9/9/18 vs. Buf. |

FEWEST POINTS SCORED, BOTH TEAMS

| | |
|--------|---------------------------------|
| SEASON | |
| 498 | 2000 |
| 554 | 2006 |
| 564 | 2005 |
| GAME | |
| 9 | 11/14/99, Bal. (3) at Jax. (6) |
| 13 | 10/15/00, Bal. (3) at Was. (10) |
| 15 | 10/7/12, Bal. (9) at KC (6) |
| | 10/29/00, Bal. (6) vs. Pit. (9) |
| | 11/16/03, Bal. (6) at Mia. (9) |

MOST POINTS OVERCOME TO WIN GAME

| | |
|----|---|
| 21 | 10/30/11 vs. Ari. (trailed 24-3, won 30-27) |
| 20 | 9/18/16 at Cle. (trailed 20-0, won 25-20) |
| 19 | 11/12/06 at Ten. (trailed 26-7, won 27-26) |
| 17 | 11/23/03 vs. Sea. (trailed 41-24, won 44-41 in OT) |

LARGEST BLOWN LEAD TO LOSE GAME

| | |
|----|---|
| 21 | 10/5/97 vs. Pit. (led 21-0, lost 42-34) |
| 18 | 11/3/96 vs. Cin. (led 21-3, lost 24-21) |
| 17 | 12/5/04 vs. Cin. (led 20-3, lost 27-26) |

MOST POINTS, EACH HALF

| | |
|-----|------------------------------------|
| 1ST | |
| 38 | at TB (10/12/14) |
| 31 | vs. Cle. (11/26/00) |
| | vs. Den. (9/30/02) |
| 2ND | |
| 38 | vs. Sea. (11/23/03) (plus 3 in OT) |
| 32 | vs. Jax. (9/10/00) |
| 30 | vs. Dal. (11/21/04) |

MOST POINTS, BOTH TEAMS, HALF

| | |
|-----|---|
| 1ST | |
| 55 | 11/1/98, Bal. (13) vs. Jax. (42) |
| 45 | 9/8/96, Bal. (17) at Pit. (28) |
| 44 | 10/2/11, Bal. (27) vs. NYJ (17) |
| | 10/24/10, Bal. (20) vs. Buf. (24) |
| | 12/9/07, Bal. (7) vs. Ind. (37) |
| 2ND | |
| 62 | 11/23/03, Bal. (38, 3 in OT) vs. Sea (24) |
| 54 | 11/27/05, Bal. (29) at Cin. (25) |
| 50 | 10/6/96, Bal. (24) vs. NE (26) |

MOST POINTS SCORED, EACH QUARTER

| | |
|-----|--------------------------------|
| 1ST | |
| 28 | 10/12/14 at TB |
| 21 | 9/25/11 at STL |
| 17 | 10/2/11 vs. NYJ |
| 2ND | |
| 31 | 9/30/02 vs. Den. |
| 24 | 11/26/00 vs. Cle. |
| 21 | 4 times, last 9/28/14 vs. Car. |

| | |
|-----|---------------------------------|
| 3RD | |
| 21 | 6 times, last 11/11/12 vs. Oak. |

| | |
|-----|-------------------------------------|
| 4TH | |
| 24 | 12/3/17 vs. Det.; 11/23/08 vs. Phi. |
| 22 | 12/8/13 vs. Min.; 11/9/08 at Hou. |
| 21 | 3 times, last 10/18/09 at Min. |

| | |
|----|------------------|
| OT | |
| 6 | 12/13/10 at Hou. |
| | 10/3/99 at Atl. |
| | 10/27/96 vs. STL |

MOST POINTS ALLOWED, EACH QUARTER

| | |
|-----|---------------------------------|
| 1ST | |
| 23 | 12/9/07 vs. Ind. |
| 20 | 9/18/16 at Cle. |
| 17 | 3 times, last 10/12/08 at Ind. |
| 2ND | |
| 28 | 11/1/98 vs. Jax. |
| 22 | 11/2/14 at Pit.; 11/25/07 at SD |
| 21 | 4 times, last 10/30/11 vs. Ari. |
| 3RD | |
| 21 | 9/5/13 at Den. |
| 17 | 11/27/05 at Cin. |
| | 11/23/03 vs. Sea. |
| | 12/2/01 vs. Ind. |

| | |
|-----|--------------------------------|
| 4TH | |
| 24 | 12/5/04 vs. Cin. |
| 23 | 11/28/99 vs. Jax. |
| 21 | 7 times, last 12/25/16 at Pit. |

| | |
|----|-----------------------------------|
| OT | |
| 6 | 12/16/07 at Mia. |
| 3 | 11 times, last 12/9/18 at KC - OT |

MOST POINTS, BOTH TEAMS, EACH QUARTER

| | |
|-----|-----------------------------------|
| 1ST | |
| 28 | 10/12/14, Bal. (28) at TB (0) |
| 2ND | |
| 34 | 11/1/98, Bal. (6) vs. Jax. (28) |
| 3RD | |
| 38 | 11/23/03, Bal. (21) vs. Sea. (17) |
| 4TH | |
| 42 | 12/8/13, Bal. (22) vs. Min. (20) |

MOST CONSECUTIVE GAMES SCORING

| | |
|-----|----------------------------------|
| 270 | 2002 (final 14) - present |
| 71 | 1997 (final 6) - 2002 (1st game) |
| 25 | 1996 (all 16) - 1997 (1st 9) |

MOST TOUCHDOWNS

| | |
|--------|---------------------------------|
| SEASON | |
| 47 | 2009 |
| 46 | 2014 |
| 45 | 1996 |
| GAME | |
| 7 | 11/11/12 vs. Oak. |
| 6 | 9/9/18 vs. Buf. |
| | 10/12/14 at TB |
| | 12/13/09 vs. Det. |
| | 12/19/05 vs. GB |
| 5 | 20 times, last 12/10/17 at Pit. |

FEWEST TOUCHDOWNS

| | |
|--------|-------------------------------------|
| SEASON | |
| 25 | 2005 |
| 28 | 2007 |
| 29 | 2013, 1998 |
| GAME | |
| 0 | 29 times, last 10/7/18 at Cle. - OT |

MOST TOUCHDOWNS BY OPPONENTS

| | |
|--------|------------------|
| SEASON | |
| 50 | 1996 |
| 45 | 2015 |
| 39 | 2016, 2007, 1997 |
| GAME | |
| 7 | 9/5/13 at Den. |

FEWEST TOUCHDOWNS BY OPPONENTS

| | |
|--------|---------------------------------|
| SEASON | |
| 18 | 2000 |
| 21 | 2006 |
| 26 | 2011, 2008 |
| GAME | |
| 0 | 46 times, last 10/14/18 at Ten. |

*16-Game NFL Record

TEAM RECORDS

MOST CONSECUTIVE GAMES SCORING TDs

55 2012 (5) - 2015 (12)

MOST (1-POINT) PAT MADE

SEASON

46 2009
42 2014, 2012
41 2008

GAME

7 11/11/12 vs. Oak.
6 10/12/14 at TB
12/13/09 vs. Det.
12/19/05 vs. GB
5 15 times, last 9/9/18 vs. Buf.

MOST (1-POINT) PAT MADE BY OPPONENTS

SEASON

41 1996
37 2015
35 2007, 1998

GAME

7 9/5/13 at Den.

FEWEST (1-POINT) PAT MADE

SEASON

23 2005
24 1998
25 2001

FEWEST (1-POINT) PAT MADE BY OPPONENTS

SEASON

15 2000
20 2006
24 2004

MOST (2-POINT) PAT

SEASON

5 1996
4 2016, 2003
3 2013

GAME

3 10/6/96 vs. NE
2 10/19/03 at Cin.
1 30 times, last 11/18/18 vs. Cin.

MOST (2-POINT) PAT BY OPPONENT

SEASON

7 1996
4 1999
2 2015, 2014, 2002, 1997

GAME

2 11/28/99 vs. Jax.
10/6/96 vs. NE
1 24 times, last 9/30/18 at Pit.

MOST FIELD GOALS ATTEMPTED

SEASON

41 2013
40 2015, 2003
39 2018, 2016, 2011, 2000

GAME

6 12/16/13 at Det.
11/22/09 vs. Ind.
9/21/97 at Ten.
5 18 times, last 12/22/18 at LAC

MOST FIELD GOALS MADE

SEASON

38 2016, 2013
35 2018, 2000
34 2017, 2003

GAME

6 12/16/13 at Det.
5 8 times, last 11/1/15 vs. SD

FEWEST FIELD GOALS ATTEMPTED

SEASON

25 1996
26 2002
28 1998

FEWEST FIELD GOALS MADE

SEASON

19 1996
21 2009, 2002, 1998
26 2010, 1997

MOST FIELD GOALS ATTEMPTED BY OPPONENT

SEASON

43 2007
39 2012
36 2015, 2014

GAME

7 11/11/07 vs. Cin.
6 3 times, last 10/22/17 at Min.

MOST FIELD GOALS MADE BY OPPONENT

SEASON

37 2012, 2007
32 2013
30 2015, 2014

GAME

7 11/11/07 vs. Cin.
6 3 times, last 10/22/17 at Min.
5 8 times, last 9/7/14 vs. Cin.

FEWEST FIELD GOALS ATTEMPTED BY OPPONENT

SEASON

19 2000
22 2016, 2008
23 2006

FEWEST FIELD GOALS MADE BY OPPONENT

SEASON

14 2000
16 2016
17 2006
19 2001, 1999

MOST CONSECUTIVE GAMES SCORING FIELD GOALS

38 1999 (final 6) - 2001

MOST CONSECUTIVE GAMES SCORING FIELD GOALS, BY OPPONENT

15 2002 (final game) - 2003 (1st 14 games)
1996 (2nd-16th game)

MOST SAFETIES

SEASON

3 2008

GAME

1 11 times, last 10/19/14 vs. Atl.

MOST SAFETIES BY OPPONENT

SEASON

2 2016, 2002
1 2012, 2007, 2006, 2005, 2004, 1997, 1996

GAME

1 11 times, last 12/12/16 at NE

FIRST DOWNS

MOST FIRST DOWNS

SEASON

367 2018
345 2014
338 1996

GAME

32 9/13/09 vs. KC
30 10/30/11 vs. Ari.
29 11/10/16 vs. Cle.
9/20/15 at Oak.
11/24/96 vs. Jax.
28 6 times, last 9/13/18 at Cin.

FEWEST FIRST DOWNS

SEASON

243 1998
259 2003, 1999
260 2004

GAME

5 11/5/07 at Pit.
12/24/00 vs. NYJ

MOST FIRST DOWNS BY OPPONENT

SEASON

351 1996
326 2012
316 2002

GAME

33 9/23/12 vs. NE
11/3/96 vs. Cin.
31 12/10/17 at Pit.; 11/30/14 vs. SD
30 12/9/18 at KC - OT; 10/14/12 vs. Dal.;
9/30/02 vs. Den.

FEWEST FIRST DOWNS BY OPPONENT

SEASON

216 2000
228 2008
236 2006

GAME

5 11/26/00 vs. Cle.
6 3 times, last 9/13/10 at NYJ

MOST FIRST DOWNS RUSHING

SEASON

153 2018
132 2008
116 2000
115 2009, 2003

GAME

17 10/10/10 vs. Den.
16 3 times, last on 12/30/18 vs. Cle.
15 11/18/18 vs. Cin.; 11/19/00 vs. Dal.
14 3 times, last on 12/13/09 vs. Det.

FEWEST FIRST DOWNS RUSHING

SEASON

68 2013
79 2016
86 2006, 1998

GAME

0 10/23/16 at NYJ
12/13/15 vs. Sea.
9/29/13 at Buf.
9/18/05 at Ten.
1 9 times, last 12/21/14 at Hou.

MOST FIRST DOWNS RUSHING BY OPPONENT

SEASON

115 1996
105 2012
101 1997

GAME

15 11/3/96 vs. Cin.
14 9/8/96 at Pit.
13 12/18/16 vs. Phi.

FEWEST FIRST DOWNS RUSHING BY OPPONENT

SEASON

58 2008
59 2006, 2000
69 2007

GAME

0 5 times, last 10/16/16 at NYG

MOST FIRST DOWNS PASSING

SEASON

211 2015
208 1996
205 2016

GAME

20 3 times, last 9/13/18 at Cin.
19 6 times, last 11/5/17 at Ten.

FEWEST FIRST DOWNS PASSING

SEASON

121 2003
135 2004
140 1998

GAME

3 11/9/97 at Pit.
4 10 times, last 9/24/17 at Jax. - London

MOST FIRST DOWNS PASSING BY OPPONENT

SEASON

213 1996
205 2014
190 2016, 2002

GAME

23 12/10/17 at Pit.
21 12/13/10 at Hou.
10/24/10 vs. Buf.
20 5 times, last 11/30/14 vs. SD

TEAM RECORDS

FEWEST FIRST DOWNS PASSING BY OPPONENT

| | |
|---------------|------|
| SEASON | |
| 135 | 2000 |
| 144 | 2003 |
| 151 | 2006 |

| | |
|-------------|-------------------------------------|
| GAME | |
| 2 | 9/13/10 at NYJ 11/26/00 vs. Cle. |
| 3 | 5 times, last 12/6/15 at Mia. |

MOST FIRST DOWNS BY PENALTY

| | |
|---------------|--------------|
| SEASON | |
| 38 | 2014 2013 |
| 34 | 2012 |

| | |
|-------------|-------------------------------------|
| GAME | |
| 6 | 11/10/13 vs. Cin. 9/13/10 at NYJ |
| 5 | 12 times, last 10/16/16 at NYG |

FEWEST FIRST DOWNS BY PENALTY

| | |
|---------------|------------------|
| SEASON | |
| 16 | 2000 |
| 17 | 2006, 1998, 1997 |
| 18 | 2009 |

MOST FIRST DOWNS BY PENALTY BY OPPONENT

| | |
|---------------|------------|
| SEASON | |
| 42 | 2015 |
| 37 | 2005 |
| 34 | 2012, 2009 |

| | |
|-------------|-----------------------------------|
| GAME | |
| 8 | 9/23/12 vs. NE 10/9/05 at Det. |
| 7 | 11/15/98 at SD |
| 6 | 5 times, last 11/15/15 vs. Jax. |

FEWEST FIRST DOWNS BY PENALTY BY OPP.

| | |
|---------------|------------|
| SEASON | |
| 18 | 2010, 2008 |
| 20 | 2001 |
| 22 | 2000 |

NET YARDS

MOST NET YARDS (RUSHING AND PASSING)

| | |
|---------------|------|
| SEASON | |
| 5,999 | 2018 |
| 5,838 | 2014 |
| 5,749 | 2015 |

| | |
|-------------|-------------------|
| GAME | |
| 553 | 9/25/11 at STL |
| 548 | 12/13/09 vs. Det. |
| 533 | 12/23/12 vs. NYG |
| 503 | 9/23/12 vs. NE |
| 501 | 9/13/09 vs. KC |
| 496 | 12/4/16 vs. Mia. |

FEWEST NET YARDS (RUSHING AND PASSING)

| | |
|---------------|------|
| SEASON | |
| 4,375 | 2004 |
| 4,498 | 1998 |
| 4,639 | 2002 |

| | |
|-------------|------------------|
| GAME | |
| 104 | 11/5/07 at Pit. |
| 124 | 11/28/04 at NE |
| 142 | 12/24/00 vs. NYJ |

MOST NET YARDS BY OPP. (RUSHING AND PASSING)

| | |
|---------------|------|
| SEASON | |
| 5,889 | 1996 |
| 5,615 | 2012 |
| 5,398 | 2015 |
| 5,391 | 2014 |

| | |
|-------------|-------------------|
| GAME | |
| 548 | 10/20/96 at Den. |
| 545 | 12/10/17 at Pit. |
| 540 | 11/29/98 vs. Ind. |
| 525 | 11/24/14 at NO |
| 524 | 12/24/00 vs. NYJ |

FEWEST NET YARDS BY OPP. (RUSHING AND PASSING)

| | |
|---------------|------|
| SEASON | |
| 3,967 | 2000 |
| 4,177 | 2008 |
| 4,222 | 1999 |

| | |
|-------------|------------------|
| GAME | |
| 94 | 9/24/00 vs. Cin. |
| 106 | 10/14/18 at Ten. |
| 107 | 10/10/04 at Was. |

MOST TOTAL NET YARDS, BOTH TEAMS

| | |
|-------------|---|
| GAME | |
| 974 | 11/24/14, Bal. (449) at NO (525) |
| 964 | 10/27/96, Bal. (478) vs. STL (486) - OT |
| 958 | 12/10/17, Bal. (413) at Pit. (545) |

FEWEST TOTAL NET YARDS, BOTH TEAMS

| | |
|-------------|------------------------------------|
| GAME | |
| 339 | 10/10/04, Bal. (232) at Was. (107) |
| 351 | 10/24/11, Bal. (146) at Jax. (205) |
| 364 | 11/15/98, Bal. (161) at SD (203) |

RUSHING

MOST RUSHING ATTEMPTS

| | |
|---------------|------|
| SEASON | |
| 592 | 2008 |
| 552 | 2003 |
| 547 | 2018 |

| | |
|-------------|--------------------------------------|
| GAME | |
| 55 | 12/4/11 at Cle. |
| 53 | 11/18/18 vs. Cin. |
| 51 | 11/26/00 vs. Cle. |
| 49 | 12/16/18 vs. TB; 12/2/18 at Atl. |
| 47 | 12/30/18 vs. Cle.; 10/10/10 vs. Den. |

FEWEST RUSHING ATTEMPTS

| | |
|---------------|------|
| SEASON | |
| 367 | 2016 |
| 383 | 2015 |
| 408 | 1998 |

| | |
|-------------|--------------------------------------|
| GAME | |
| 9 | 9/29/13 at Buf. |
| 11 | 10/23/16 at NYJ |
| 12 | 3 times, last 10/21/12 at Hou. |
| 13 | 9/18/05 at Ten. 12/16/01 vs. Pit. |

MOST RUSHING ATTEMPTS BY OPPONENT

| | |
|---------------|------|
| SEASON | |
| 508 | 1996 |
| 492 | 2012 |
| 472 | 1998 |

| | |
|-------------|------------------------|
| GAME | |
| 55 | 9/29/13 at Buf. |
| 54 | 10/15/17 vs. Chi. - OT |
| 51 | 10/7/12 at KC |
| 47 | 10/27/96 vs. STL - OT |

FEWEST RUSHING ATTEMPTS BY OPPONENT

| | |
|---------------|------|
| SEASON | |
| 354 | 2018 |
| 361 | 2000 |
| 366 | 2008 |

| | |
|-------------|--|
| GAME | |
| 11 | 9/30/18 at Pit. 10/6/13 at Mia. 11/26/06 vs. Pit. |
| 13 | 11/10/16 vs. Cle. 10/10/10 vs. Den. 9/10/06 at TB 10/1/00 at Cle. |

MOST YARDS GAINED RUSHING

| | |
|---------------|------|
| SEASON | |
| 2,674 | 2003 |
| 2,441 | 2018 |
| 2,376 | 2008 |

| | |
|-------------|-------------------|
| GAME | |
| 343 | 9/14/03 vs. Cle. |
| 308 | 12/13/09 vs. Det. |
| 296 | 12/30/18 vs. Cle. |
| 290 | 12/4/11 at Cle. |
| 276 | 12/21/03 at Cle. |

FEWEST YARDS GAINED RUSHING

| | |
|---------------|------|
| SEASON | |
| 1,328 | 2013 |
| 1,463 | 2016 |
| 1,478 | 2015 |

| | |
|-------------|-------------------------------------|
| GAME | |
| 11 | 10/23/16 at NYJ |
| 14 | 9/18/05 at Ten. |
| 24 | 9/29/13 at Buf. 12/20/98 at Chi. |

MOST YARDS GAINED RUSHING BY OPPONENT

| | |
|---------------|------|
| SEASON | |
| 1,965 | 2012 |
| 1,920 | 1996 |
| 1,780 | 2017 |

| | |
|-------------|-----------------------------------|
| GAME | |
| 231 | 10/15/17 vs. Chi. - OT |
| 227 | 10/14/12 vs. Dal. |
| 222 | 10/20/96 at Den. |
| 214 | 10/7/12 at KC 10/5/97 vs. Pit. |

FEWEST YARDS GAINED RUSHING BY OPPONENT

| | |
|---------------|------|
| SEASON | |
| 970 | 2000 |
| 1,214 | 2006 |
| 1,231 | 1999 |

| | |
|-------------|-------------------|
| GAME | |
| 4 | 9/24/00 vs. Cin. |
| 11 | 12/19/99 vs. NO |
| 19 | 9/30/18 at Pit. |
| 21 | 11/26/06 vs. Pit. |

HIGHEST AVERAGE GAIN, RUSHING

| | |
|---------------|------------|
| SEASON | |
| 4.8 | 2003 |
| 4.7 | 2009 |
| 4.5 | 2018, 2014 |

LOWEST AVERAGE GAIN, RUSHING

| | |
|---------------|------|
| SEASON | |
| 3.1 | 2013 |
| 3.4 | 2006 |
| 3.6 | 2005 |

HIGHEST AVERAGE GAIN, RUSHING BY OPPONENT

| | |
|---------------|------------|
| SEASON | |
| 4.1 | 2017 |
| 4.0 | 2015, 2012 |
| 3.9 | 2010 |
| 3.8 | 2013, 1996 |

LOWEST AVERAGE GAIN, RUSHING BY OPPONENT

| | |
|---------------|------|
| SEASON | |
| 2.7 | 2000 |
| 2.8 | 2007 |
| 3.1 | 1999 |

MOST TOUCHDOWNS RUSHING

| | |
|---------------|------|
| SEASON | |
| 22 | 2009 |
| 20 | 2008 |
| 19 | 2018 |

| | |
|-------------|--------------------------------|
| GAME | |
| 5 | 12/13/09 vs. Det. |
| 4 | 10/10/10 vs. Den. |
| 3 | 14 times, last 9/9/18 vs. Buf. |

FEWEST TOUCHDOWNS RUSHING

| | |
|---------------|------------------|
| SEASON | |
| 5 | 2005 |
| 7 | 2013, 1998, 1997 |
| 8 | 2015 |

MOST TOUCHDOWNS RUSHING BY OPPONENT

| | |
|---------------|------------|
| SEASON | |
| 18 | 1996 |
| 17 | 2002, 1997 |
| 15 | 2012 |
| 12 | 2017, 1998 |

| | |
|-------------|--------------------------------|
| GAME | |
| 4 | 10/9/05 at Det. |
| 3 | 9 times, last 10/26/14 at Cin. |

TEAM RECORDS

FEWEST TOUCHDOWNS RUSHING BY OPPONENT

| SEASON | |
|--------|------------------|
| 4 | 2008 |
| 5 | 2010, 2006, 2000 |
| 6 | 2003, 1999 |

PASSING

MOST PASSING ATTEMPTS

| SEASON | |
|--------|------|
| 679 | 2016 |
| 676 | 2015 |
| 619 | 2013 |

| GAME | |
|------|---------------------------------|
| 64 | 9/23/01 at Cin. |
| 62 | 9/7/14 vs. Cin.; 9/5/13 at Den. |
| 57 | 10/7/18 at Cle. - OT |

FEWEST PASSING ATTEMPTS

| SEASON | |
|--------|------|
| 415 | 2003 |
| 433 | 2008 |
| 465 | 2004 |

| GAME | |
|------|--------------------------------|
| 17 | 3 times, last 9/10/17 at Cin. |
| 18 | 6 times, last 10/10/04 at Was. |

MOST PASSING ATTEMPTS BY OPPONENT

| SEASON | |
|--------|------|
| 599 | 1999 |
| 596 | 2010 |
| 595 | 2014 |

| GAME | |
|------|------------------|
| 69 | 12/24/00 vs. NYJ |
| 66 | 12/10/17 at Pit. |
| 62 | 12/13/10 at Hou. |

FEWEST PASSING ATTEMPTS BY OPPONENT

| SEASON | |
|--------|------|
| 490 | 2007 |
| 501 | 2004 |
| 509 | 2006 |

| GAME | |
|------|--------------------------------------|
| 15 | 10/14/18 at Ten. 10/13/96 at Ind. |
| 16 | 9/17/00 vs. Mia. 10/21/99 vs. KC |

MOST PASS COMPLETIONS

| SEASON | |
|--------|------------|
| 439 | 2016 |
| 426 | 2015 |
| 363 | 2017, 2013 |

| GAME | |
|------|---|
| 37 | 12/12/16 at NE 12/4/16 vs. Mia. |
| 35 | 11/5/17 at Ten. 9/7/14 vs. Cin. |
| 34 | 11/15/15 vs. Jax. 9/5/13 at Den. 9/30/07 at Cle. 9/11/05 vs. Ind. 9/23/01 at Cin. |

FEWEST PASS COMPLETIONS

| SEASON | |
|--------|------|
| 217 | 2003 |
| 258 | 2004 |
| 261 | 2008 |

| GAME | |
|------|--------------------------------------|
| 7 | 9/14/03 vs. Cle. |
| 8 | 12/7/03 vs. Cin. 12/12/99 at Pit. |

MOST PASS COMPLETIONS BY OPPONENT

| SEASON | |
|--------|------|
| 382 | 2014 |
| 369 | 2016 |
| 360 | 2002 |

| GAME | |
|------|---|
| 44 | 12/10/17 at Pit. |
| 36 | 10/11/15 vs. Cle. 12/24/00 vs. NYJ |
| 35 | 12/9/18 at KC - OT; 11/24/14 at NO; 9/30/02 vs. Den. |

FEWEST PASS COMPLETIONS BY OPPONENT

| SEASON | |
|--------|------------|
| 276 | 2008, 2004 |
| 279 | 2006 |
| 288 | 2011 |

GAME
9 8 times, last 10/15/17 vs. Chi. - OT

MOST NET YARDS GAINED, PASSING

| SEASON | |
|--------|------|
| 4,271 | 2015 |
| 4,100 | 2016 |
| 3,978 | 1996 |

GAME
404 10/27/96 vs. STL - OT
386 12/4/16 vs. Mia.
385 9/25/11 at STL
384 9/20/15 at Oak.
382 9/23/12 vs. NE

FEWEST NET YARDS GAINED, PASSING

| SEASON | |
|--------|------|
| 2,255 | 2003 |
| 2,312 | 2004 |
| 2,808 | 2008 |

GAME
37 12/17/00 at Ari.
40 11/5/07 at Pit.
47 11/28/04 at NE

MOST NET YARDS GAINED, PASSING BY OPPONENT

| SEASON | |
|--------|------|
| 3,979 | 2014 |
| 3,969 | 1996 |
| 3,737 | 2015 |

| GAME | |
|------|------------------|
| 486 | 12/10/17 at Pit. |
| 473 | 12/24/00 vs. NYJ |
| 445 | 9/5/13 at Den. |

FEWEST NET YARDS GAINED, PASSING BY OPPONENT

| SEASON | |
|--------|------|
| 2,805 | 2003 |
| 2,875 | 2008 |
| 2,958 | 2005 |

GAME
51 10/14/18 at Ten.
55 10/10/04 at Was.
60 9/13/10 at NYJ

MOST TIMES SACKED

| SEASON | |
|--------|------|
| 56 | 1999 |
| 48 | 2013 |
| 43 | 2000 |

GAME
7 8 times, last 12/18/11 at SD

FEWEST TIMES SACKED

| SEASON | |
|--------|------|
| 17 | 2006 |
| 19 | 2014 |
| 24 | 2015 |

MOST TIMES OPPONENTS SACKED

| SEASON | |
|--------|------------|
| 60 | 2006 |
| 49 | 2014, 1999 |
| 48 | 2011 |

GAME
11 10/14/18 at Ten.
9 11/24/11 vs. SF
11/26/06 vs. Pit.
11/16/97 vs. Phi. - OT
8 12/14/14 vs. Jax.
7 9/24/06 at Cle.
12/26/99 vs. Cin.

FEWEST TIMES OPPONENTS SACKED

| SEASON | |
|--------|------------|
| 27 | 2010 |
| 30 | 1996 |
| 31 | 2016 |
| 32 | 2009, 2007 |

MOST CONSECUTIVE GAMES OPPONENTS SACKED

| | |
|----|---|
| 22 | (6th game in 2012 - 11th game in 2013) (9th game in 2000 - 14th in 2001) |
| 21 | (5th game in 2008 - 9th game in 2009) (15th game in 2005 - 3rd in 2007) (8th game in 1997 - 12th in 1998) |

HIGHEST COMPLETION PERCENTAGE

| SEASON | |
|--------|----------------|
| 64.7 | 2016 (439-679) |
| 64.0 | 2017 (363-567) |
| 63.0 | 2015 (426-676) |

GAME
80.0 11/1/09 vs. Den. (20-25)
9/9/01 vs. Chi. (24-30)
79.4 11/1/98 vs. Jax. (27-34)
78.9 1/1/12 at Cin. (15-19)
78.6 11/19/17 at GB (22-28)
77.8 12/10/06 at KC (21-27)
11/26/06 vs. Pit. (21-27)

LOWEST COMPLETION PERCENTAGE

| SEASON | |
|--------|----------------|
| 49.5 | 1999 (270-546) |
| 52.3 | 2003 (217-415) |
| 54.7 | 2002 (262-479) |

GAME
30.8 12/12/99 at Pit. (8-26)
32.3 10/2/11 vs. NYJ (10-31)
35.3 11/15/98 at SD (12-34)

HIGHEST COMPLETION PERCENTAGE BY OPPONENT

| SEASON | |
|--------|--------------------------------|
| 65.2 | 1996 (350-537) |
| 64.2 | 2015 (350-545), 2014 (382-595) |
| 63.8 | 2016 (369-578) |

| GAME | |
|------|--------------------------|
| 84.0 | 12/20/15 vs. KC (21-25) |
| 83.9 | 11/17/96 at SF (26-31) |
| 80.6 | 12/5/04 vs. Cin. (29-36) |

LOWEST COMPLETION PERCENTAGE BY OPPONENT

| SEASON | |
|--------|--------------------------------|
| 52.3 | 2008 (276-528) |
| 53.8 | 2011 (288-535) |
| 54.8 | 2006 (279-509), 1999 (328-599) |

| GAME | |
|------|-------------------------|
| 31.4 | 10/2/11 vs. NYJ (11-35) |
| 33.3 | 9/9/18 vs. Buf. (11-33) |
| 35.7 | 11/15/98 at SD (15-42) |

MOST TOUCHDOWNS PASSING

| SEASON | |
|--------|------------|
| 34 | 1996 |
| 27 | 2014 |
| 25 | 2010, 1997 |
| 22 | 2012 |

| GAME | |
|------|----------------------------------|
| 5 | 10/12/14 at TB; 9/10/00 vs. Jax. |
| 4 | 6 times, last 12/4/16 vs. Mia. |

FEWEST TOUCHDOWNS PASSING

| SEASON | |
|--------|------------------|
| 13 | 2007, 2004 |
| 16 | 2008, 2003, 1998 |
| 17 | 2005 |

MOST TOUCHDOWNS PASSING BY OPPONENT

| SEASON | |
|--------|------------|
| 30 | 2015 |
| 28 | 2016 |
| 27 | 2007, 1996 |
| 25 | 2013 |

| GAME | |
|------|-----------------|
| 7 | 9/5/13 at Den. |
| 6 | 11/2/14 at Pit. |

FEWEST TOUCHDOWNS PASSING BY OPPONENT

| SEASON | |
|--------|------------|
| 11 | 2011, 2000 |
| 14 | 2004 |
| 15 | 2012 |

TEAM RECORDS

MOST PASSES HAD INTERCEPTED

| |
|---------------------|
| SEASON |
| 23 2013 |
| 21 2015, 2005 |
| 20 2001, 1999, 1996 |

| |
|---------------------------------|
| GAME |
| 5 9/29/13 at Buf. |
| 4 6 times, last 9/19/10 at Cin. |

FEWEST PASSES HAD INTERCEPTED

| |
|---------------|
| SEASON |
| 9 2018 |
| 10 2010 |
| 11 2012, 2004 |

PUNTING

MOST PUNTS

| |
|---------------|
| SEASON |
| 104 1999 |
| 97 2004 |
| 92 1998 |

| |
|---------------------------------|
| GAME |
| 10 6 times, last 9/5/13 at Den. |

FEWEST PUNTS

| |
|---------------|
| SEASON |
| 60 2014 |
| 61 2018 |
| 69 1996 |

| |
|---------------------------------------|
| GAME |
| 0 11/7/10 vs. Mia. 9/30/07 at Cle. |
| 1 6 times, last 11/30/14 vs. SD |

MOST PUNTS BY OPPONENT

| |
|---------------|
| SEASON |
| 115 1999 |
| 105 2003 |
| 98 2013, 2001 |

| |
|--|
| GAME |
| 11 11/30/08 at Cin. 12/19/99 vs. NO |
| 10 5 times, last 11/6/16 vs. Pit. |

FEWEST PUNTS BY OPPONENT

| |
|---------------|
| SEASON |
| 68 1996 |
| 76 2014, 2007 |
| 77 2017 |

| |
|--|
| GAME |
| 0 12/18/11 at SD 12/26/04 at Pit. |
| 1 11/30/14 vs. SD 10/20/13 at Pit. 10/14/12 vs. Dal. |

HIGHEST GROSS PUNTING AVERAGE

| |
|---------------|
| SEASON |
| 47.4 2014 |
| 47.1 2012 |
| 46.7 2015 |

LOWEST GROSS PUNTING AVERAGE

| |
|---------------|
| SEASON |
| 38.0 2001 |
| 40.2 2000 |
| 40.5 2002 |

HIGHEST GROSS PUNTING AVERAGE BY OPPONENT

| |
|-----------------|
| SEASON |
| 46.2 2012 |
| 45.9 2015, 2014 |
| 45.8 2013 |

LOWEST GROSS PUNTING AVERAGE BY OPPONENT

| |
|-----------------|
| SEASON |
| 40.1 2004, 2003 |
| 40.5 2005 |
| 40.8 2002 |

HIGHEST NET PUNTING AVERAGE

| |
|---------------|
| SEASON |
| 43.3 2014 |
| 42.9 2015 |
| 40.8 2012 |

LOWEST NET PUNTING AVERAGE

| |
|-----------------|
| SEASON |
| 32.9 2002, 2001 |
| 33.9 2000 |
| 34.6 2004 |

HIGHEST NET PUNTING AVERAGE BY OPPONENT

| |
|-----------------|
| SEASON |
| 41.2 2012 |
| 40.5 2016, 2014 |
| 40.2 2017 |

LOWEST NET PUNTING AVERAGE BY OPPONENT

| |
|-----------------|
| SEASON |
| 32.8 2002 |
| 33.0 2005 |
| 33.1 2004, 2000 |

PUNT RETURNS

MOST PUNT RETURNS

| |
|---------------|
| SEASON |
| 60 2004 |
| 59 1999 |
| 53 2003 |

| |
|----------------------------------|
| GAME |
| 9 11/26/00 vs. Cle. |
| 8 11/25/12 at SD |
| 7 6 times, last 12/23/12 vs. NYG |

FEWEST PUNT RETURNS

| |
|---------------------|
| SEASON |
| 32 2017, 2016, 2014 |
| 34 2002 |
| 35 2018, 2007 |

MOST PUNT RETURNS BY OPPONENT

| |
|---------------|
| SEASON |
| 55 2005 |
| 53 1997 |
| 49 2012 |

| |
|------------------------------------|
| GAME |
| 7 2 times, last 12/4/05 vs. Hou. |
| 6 17 times, last 11/10/13 vs. Cin. |

FEWEST PUNT RETURNS BY OPPONENT

| |
|---------------|
| SEASON |
| 23 2014 |
| 27 1996 |
| 31 2018 |

MOST FAIR CATCHES

| |
|---------------|
| SEASON |
| 29 2018 |
| 27 2017, 2011 |
| 26 2012, 2010 |

| |
|----------------------------------|
| GAME |
| 5 11/30/08 at Cin. |
| 4 11 times, last 9/30/18 at Pit. |

MOST FAIR CATCHES BY OPPONENT

| |
|---------------|
| SEASON |
| 28 1999 |
| 24 1998 |
| 23 2000 |

| |
|---------------------------------|
| GAME |
| 6 12/19/99 vs. NO |
| 4 5 times, last 11/2/14 at Pit. |

MOST YARDS, PUNT RETURNS

| |
|---------------|
| SEASON |
| 713 2000 |
| 616 2004 |
| 609 2013 |

| |
|----------------------------|
| GAME |
| 184 12/7/97 vs. Sea. |
| 173 12/24/00 vs. NYJ |
| 132 10/15/17 vs. Chi. - OT |

FEWEST YARDS, PUNT RETURNS

| |
|---------------|
| SEASON |
| 246 2016 |
| 290 2009 |
| 292 2014 |

MOST YARDS, PUNT RETURNS BY OPPONENT

| |
|---------------|
| SEASON |
| 481 2005 |
| 471 2002 |
| 468 1999 |

| |
|-------------------------|
| GAME |
| 117 11/2/97 at NYJ - OT |
| 112 10/30/11 vs. Ari. |
| 110 11/23/97 vs. Ari. |

FEWEST YARDS, PUNT RETURNS BY OPPONENT

| |
|---------------|
| SEASON |
| 166 2014 |
| 176 2015 |
| 183 2001 |

HIGHEST AVERAGE, PUNT RETURNS

| |
|--------------------|
| SEASON |
| 15.8 2000 (45-713) |
| 14.2 2013 (43-609) |
| 13.4 1997 (42-564) |

LOWEST AVERAGE, PUNT RETURNS

| |
|---|
| SEASON |
| 7.4 2010 (43-319), 2009 (39-290) |
| 7.7 2016 (32-246), 2003 (53-410), 1999 (59-452) |
| 7.8 2006 (45-351) |

HIGHEST AVERAGE, PUNT RETURNS BY OPPONENT

| |
|--------------------|
| SEASON |
| 11.9 2011 (33-392) |
| 11.8 2002 (40-471) |
| 11.4 2016 (33-375) |

LOWEST AVERAGE, PUNT RETURNS BY OPPONENT

| |
|-------------------|
| SEASON |
| 5.0 2015 (35-176) |
| 5.5 2001 (33-183) |
| 6.4 2008 (38-245) |

MOST TOUCHDOWNS ON PUNT RETURNS

| |
|--|
| SEASON |
| 2 2007, 2004, 2000, 1998, 1997 |
| 1 2018, 2017, 2015, 2013, 2012, 2011, 2002 |

| |
|--|
| GAME |
| 2 12/24/00 vs. NYJ 12/7/97 vs. Sea. |
| 1 13 times, last 11/25/18 vs. Oak. |

MOST TDs ON PUNT RETURNS BY OPPONENT

| |
|--------------------------------|
| SEASON |
| 2 2011, 2002 |
| 1 2016, 2009, 2005, 1999, 1998 |

| |
|----------------------------------|
| GAME |
| 1 9 times, last 10/9/16 vs. Was. |

KICKOFF RETURNS

MOST KICKOFF RETURNS

| |
|---------------|
| SEASON |
| 86 1996 |
| 71 1997 |
| 69 1998 |

| |
|----------------------------------|
| GAME |
| 10 12/13/98 vs. Min. |
| 9 9/10/00 vs. Jax. |
| 8 6 times, last 10/18/09 at Min. |

FEWEST KICKOFF RETURNS

| |
|---------------|
| SEASON |
| 28 2016 |
| 32 2018 |
| 34 2017, 2015 |
| 38 2014 |
| 42 2011 |
| 44 2013 |

TEAM RECORDS

MOST KICKOFF RETURNS BY OPPONENT

| |
|--|
| SEASON |
| 77 2009 |
| 76 2008 |
| 75 2006 |
| GAME |
| 9 12/13/09 vs. Det. 12/19/05 vs. GB 12/2/01 vs. Ind. |

FEWEST KICKOFF RETURNS BY OPPONENT

| |
|---------------|
| SEASON |
| 9 2015 |
| 26 2014 |
| 27 2016 |

MOST YARDS, KICKOFF RETURNS

| |
|--|
| SEASON |
| 1,734 1996 |
| 1,700 1998 |
| 1,636 2012 |
| GAME |
| 367 12/13/98 vs. Min. 233 12/13/10 at Hou. 204 11/2/14 at Pit. |

FEWEST YARDS, KICKOFF RETURNS

| |
|---------------------------------------|
| SEASON |
| 636 2016 |
| 707 2018 |
| 857 2015 |
| GAME |
| 0 20 times, last 10/7/18 at Cle. - OT |

MOST YARDS, KICKOFF RETURNS BY OPPONENT

| |
|--|
| SEASON |
| 1,720 2008 |
| 1,636 2006 |
| 1,565 2009 |
| GAME |
| 245 11/18/07 vs. Cle. 244 11/10/02 vs. Cin. 237 11/2/08 at Cle. 1/2/05 vs. Mia. |

FEWEST YARDS, KICKOFF RETURNS BY OPP.

| |
|-------------------------------------|
| SEASON |
| 229 2015 |
| 559 2016 |
| 601 2014 |
| GAME |
| 0 26 times, last 12/9/18 at KC - OT |

HIGHEST AVERAGE, KICKOFF RETURNS

| |
|----------------------|
| SEASON |
| 28.3 2014 (38-1,077) |
| 27.5 2017 (34-936) |
| 27.3 2012 (60-1,636) |

LOWEST AVERAGE, KICKOFF RETURNS

| |
|---------------------------------------|
| SEASON |
| 20.1 2008 (50-1,007) |
| 20.2 1997 (71-1,435), 1996 (86-1,734) |
| 20.3 1999 (54-1,098) |

HIGHEST AVERAGE, KICKOFF RETURNS BY OPPONENT

| |
|----------------------|
| SEASON |
| 29.2 2011 (36-1,050) |
| 26.0 2010 (38-987) |
| 25.4 2015 (9-229) |

LOWEST AVERAGE, KICKOFF RETURNS BY OPPONENT

| |
|----------------------|
| SEASON |
| 18.6 2017 (33-615) |
| 20.0 1996 (70-1,402) |
| 20.3 2009 (77-1,565) |

MOST TOUCHDOWNS ON KICKOFF RETURNS

| |
|--|
| SEASON |
| 2 2012, 1998 |
| GAME |
| *2 12/13/98 vs. Min. * Ties NFL Record |

MOST TDs ON KICKOFF RETURNS BY OPPONENT

| |
|----------------------------------|
| SEASON |
| 2 2008, 2004, 1998 |
| 1 2011, 2003, 2002, 1997 |
| GAME |
| 1 10 times, last 10/2/11 vs. NYJ |

FUMBLES

MOST FUMBLES

| |
|--|
| SEASON |
| 37 2003, 1997 |
| 35 2007 |
| 34 2002 |
| GAME |
| 7 10/13/02 at Ind. 10/22/00 vs. Ten. 5 10 times, last 12/20/08 at Dal. |

FEWEST FUMBLES

| |
|---------------|
| SEASON |
| 13 2015 |
| 14 2012 |
| 15 2013 |

MOST FUMBLES BY OPPONENT

| |
|---|
| SEASON |
| 45 2000 |
| 29 2003 |
| 28 2005 |
| GAME |
| 8 10/8/00 at Jax. 5 7 times, last 11/22/15 vs. STL |

FEWEST FUMBLES BY OPPONENT

| |
|---------------|
| SEASON |
| 12 2007 |
| 15 2018 |
| 17 1998 |

MOST FUMBLES LOST

| |
|--|
| SEASON |
| 26 2007 |
| 19 2003 |
| 18 2002 |
| GAME |
| 5 12/13/98 vs. Min. 4 4 times, last 11/11/07 vs. Cin. |

FEWEST FUMBLES LOST

| |
|--------------------|
| SEASON |
| 4 2017 |
| 5 2012 |
| 6 2013 |
| 7 2016, 2015, 2000 |

MOST FUMBLES LOST BY OPPONENT

| |
|----------------------------------|
| SEASON |
| 26 2000 |
| 17 2003 |
| 15 2005 |
| GAME |
| 4 5 times, last 11/22/15 vs. STL |

FEWEST FUMBLES LOST BY OPPONENT

| |
|--------------------------|
| SEASON |
| 5 2018 |
| 6 2007, 2002, 1998 |
| 7 1996 |
| 8 2015, 2013, 2010, 2008 |

MOST OWN FUMBLES RECOVERED

| |
|---------------|
| SEASON |
| 20 1997 |
| 19 2008, 2000 |
| 18 2003 |

FEWEST OWN FUMBLES RECOVERED

| |
|--------------------------|
| SEASON |
| 6 2015 |
| 9 2014, 2013, 2012, 2007 |

MOST OPPONENTS FUMBLES RECOVERED

| |
|----------------------------------|
| SEASON |
| 26 2000 |
| 17 2003 |
| 15 2005 |
| GAME |
| 4 5 times, last 11/22/15 vs. STL |

FEWEST OPPONENTS FUMBLES RECOVERED

| |
|---------------|
| SEASON |
| 5 2018, 1998 |
| 6 2007, 2002 |
| 7 1996 |

MOST TDs, FUMBLES RECOVERED, OWN & OPPONENT

| |
|--|
| SEASON |
| 3 2018, 2017, 2011 |
| 2 2005, 2004 |
| 1 2016, 2015, 2009, 2008, 2006, 2003, 2002, 2001 |
| GAME |
| 2 10/2/11 vs. NYJ |
| 1 19 times, last 12/22/18 at LAC (CB Tavon Young) |

MOST TDs, OWN FUMBLES RECOVERED

| |
|--|
| SEASON |
| 1 2017, 2004, 2003, 2002 |
| GAME |
| 1 10/26/17 vs. Mia. 12/5/04 vs. Cin. 9/21/03 at SD 12/29/02 at Pit. |

MOST TDs, OPPONENTS FUMBLES RECOVERED

| |
|--|
| SEASON |
| 3 2018, 2011 |
| 2 2017, 2005 |
| 1 2016, 2015, 2009, 2008, 2006, 2004, 2001 |
| GAME |
| 2 10/2/11 vs. NYJ |
| 1 15 times, last 12/22/18 at LAC (CB Tavon Young) |

INTERCEPTIONS

MOST INTERCEPTIONS

| |
|---|
| SEASON |
| 28 2006 |
| 26 2008 |
| 25 2002 |
| GAME |
| 5 10/14/07 vs. STL 4 13 times, last 9/17/17 vs. Cle. |

FEWEST INTERCEPTIONS

| |
|---------------|
| SEASON |
| 6 2015 |
| 11 2014, 2005 |
| 12 2018 |

MOST INTERCEPTIONS BY OPPONENT

| |
|--|
| SEASON |
| 23 2013 |
| 21 2015, 2005 |
| 20 2001, 1999, 1996 |
| GAME |
| 5 9/29/13 at Buf. 4 6 times, last 9/19/10 at Cin. |

FEWEST INTERCEPTIONS BY OPPONENT

| |
|---------------|
| SEASON |
| 9 2018 |
| 10 2010 |
| 11 2012, 2004 |

MOST CONSECUTIVE GAMES W/ INTERCEPTIONS

| |
|---|
| 10 2005-06 (game 16 in '05 through 1st 9 in '06) |
| 9 2010-11 (game 12 in '10 through 1st 4 in '11) 2006 (games 1-9) |

TEAM RECORDS

MOST CONSECUTIVE GAMES W/ INTs BY OPPONENT

| | |
|----|---|
| 10 | 2016-17 (last 6 through 1st 4) |
| 9 | 2001 (games 5-13) |
| 7 | 1998 (games 5-11) 1996-97 (last 4 through 1st 3) |

MOST INTERCEPTION YARDS

| SEASON | 700 2004 |
|----------|----------|
| 544 2006 | |
| 511 2003 | |

| GAME | 183 12/24/00 vs. NYJ |
|-----------------------|----------------------|
| 162 11/23/08 vs. Phi. | |
| 156 10/24/04 vs. Buf. | |

FEWEST INTERCEPTION YARDS

| SEASON | 51 2015 |
|----------|---------|
| 99 2018 | |
| 135 2014 | |

MOST INTERCEPTION YARDS BY OPPONENT

| SEASON | 349 1996 |
|----------------|----------|
| 340 2017, 2015 | |
| 331 2001 | |

| GAME | 142 10/15/17 vs. Chi. - OT |
|----------------------|----------------------------|
| 108 10/21/99 vs. KC | |
| 103 12/19/04 at Ind. | |

FEWEST INTERCEPTION YARDS BY OPPONENT

| SEASON | 39 2018 |
|----------|---------|
| 104 2008 | |
| 118 1997 | |

MOST TDs ON INTERCEPTIONS

| SEASON | 5 2008, 2006, 2004 |
|--------------|--------------------|
| 4 2003, 1999 | |
| 3 2017, 2010 | |

| GAME | 2 10/26/17 vs. Mia. 11/21/10 at Car. 10/29/06 at NO |
|-----------------------------------|---|
| 1 41 times, last 12/3/17 vs. Det. | |

MOST TDs ON INTERCEPTIONS BY OPPONENT

| SEASON | 4 2015, 2013 |
|--------------------------------|--------------|
| 3 2012, 2005, 2001, 1999, 1996 | |
| 2 2017, 2000 | |

| GAME | 2 10/21/99 vs. KC |
|------------------------------------|-------------------|
| 1 29 times, last 12/31/17 vs. Cin. | |

PENALTIES

FEWEST PENALTIES

| SEASON | 89 2001 |
|---------|---------|
| 90 2010 | |
| 91 2017 | |

| GAME | 1 6 times, last 10/8/17 at Oak. |
|------|---------------------------------|
|------|---------------------------------|

MOST PENALTIES

| SEASON | 139 2005 |
|----------------|----------|
| 126 2003 | |
| 125 2016, 1999 | |

| GAME | 21 10/9/05 at Det. |
|----------------------------------|--------------------|
| 15 10/16/16 at NYG | |
| 14 4 times, last 11/30/14 vs. SD | |

FEWEST PENALTIES BY OPPONENT

| SEASON | 79 2006 |
|---------------|---------|
| 84 2007, 2000 | |
| 88 2009 | |

| GAME | 0 12/23/07 at Sea. |
|--|--------------------|
| 1 11/11/10 at Atl. 12/20/09 vs. Chi. 12/8/96 at Cin. | |

MOST PENALTIES BY OPPONENT

| SEASON | 126 2013 |
|----------------|----------|
| 122 1999, 1998 | |
| 117 2010 | |

| GAME | 16 9/20/15 at Oak. 11/15/98 at SD |
|---|--------------------------------------|
| 15 10/10/99 at Ten. 11/21/99 at Cin. | |

FEWEST PENALTIES, BOTH TEAMS

| GAME | 3 12/26/10, Bal. (1) at Cle. (2) |
|--|----------------------------------|
| 4 10/8/17, Bal. (1) at Oak. (3) 9/8/96, Bal. (1) at Pit. (3) | |
| 5 12/20/09, Bal. (4) vs. Chi. (1) 12/16/07, Bal. (1) at Mia. (4) 12/8/96, Bal. (4) at Cin. (1) | |

MOST PENALTIES, BOTH TEAMS

| GAME | 30 11/15/98, Bal. (14) at SD (16) |
|------------------------------------|-----------------------------------|
| 28 10/9/05, Bal. (21) at Det. (7) | |
| 26 9/20/15, Bal. (10) at Oak. (16) | |

FEWEST YARDS PENALIZED

| SEASON | 673 2010 |
|--|--|
| 728 2001 | |
| 730 2000 | |
| GAME | 5 10/8/17 at Oak. 12/26/10 at Cle. 12/16/07 at Mia. 11/10/02 vs. Cin. |
| 10 11/29/98 vs. Ind. 9/8/96 at Pit. | |

MOST YARDS PENALIZED

| SEASON | 1,153 2015 |
|------------|------------|
| 1,127 2012 | |
| 1,111 2016 | |

| GAME | 147 10/9/05 at Det. |
|----------------------|---------------------|
| 146 10/6/96 vs. NE | |
| 137 11/22/15 vs. STL | |
| 136 11/20/16 at Dal. | |

FEWEST YARDS OPPONENT PENALIZED

| SEASON | 535 2000 |
|----------|----------|
| 580 2006 | |
| 728 2007 | |

| GAME | 0 12/23/07 at Sea. |
|---------------------------------------|--------------------|
| 5 11/11/10 at Atl. 12/8/96 at Cin. | |
| 9 12/20/09 vs. Chi. | |

MOST YARDS OPPONENT PENALIZED

| SEASON | 1,196 2013 |
|--------------------|----------------------|
| 1,118 1999 | |
| 1,032 2011 | |
| GAME | 212 10/10/99 at Ten. |
| 175 12/7/09 at GB | |
| 146 11/15/98 at SD | |

FEWEST YARDS PENALIZED, BOTH TEAMS

| GAME | 25 12/26/10, Bal. (5) at Cle. (20) |
|---|------------------------------------|
| 29 10/8/17, Bal. (5) at Oak. (24) | |
| 30 12/16/07, Bal. (5) at Mia. (25) 9/8/96, Bal. (10) at Pit. (20) | |
| 35 12/20/09, Bal. (26) vs. Chi. (9) 12/10/00, Bal. (15) vs. SD (20) 11/16/97, Bal. (15) vs. Phi. (20) | |

MOST YARDS PENALIZED, BOTH TEAMS

| GAME | 310 12/7/09, Bal. (135) at GB (175) |
|---------------------------------------|-------------------------------------|
| 293 10/10/99, Bal. (81) at Ten. (212) | |
| 252 11/15/98, Bal. (106) at SD (146) | |

TURNOVERS

MOST TURNOVERS

| SEASON | 40 2007 |
|---------------|---------|
| 38 2003 | |
| 36 2005, 2001 | |

| GAME | 7 11/9/03 at STL 11/9/97 at Pit. |
|-----------------------------------|-------------------------------------|
| 6 4 times, last 11/11/07 vs. Cin. | |

FEWEST TURNOVERS

| SEASON | 16 2012 |
|---------------------|---------|
| 17 2017 | |
| 20 2018, 2014, 2010 | |

MOST TURNOVERS BY OPPONENT

| SEASON | 49 2000 |
|---------|---------|
| 41 2003 | |
| 40 2006 | |

| GAME | 7 9/11/11 vs. Pit. |
|-----------------------------------|--------------------|
| 6 6 times, last 12/20/09 vs. Chi. | |

FEWEST TURNOVERS BY OPPONENT

| SEASON | 14 2015 |
|---------------|---------|
| 17 2018 | |
| 22 2014, 1996 | |
| 23 2007, 1998 | |

MOST TURNOVERS, BOTH TEAMS

| SEASON | 79 2003 |
|---------|---------|
| 75 2000 | |
| 64 2001 | |

| GAME | 11 11/9/03, Bal. (7) at STL (4) |
|------|---------------------------------|
|------|---------------------------------|

MOST TDs BY RAVENS OFF TURNOVERS

| SEASON | 7 2004 (5 INTs, 2 FRs) |
|---|------------------------|
| 6 2008 (5 INTs, 1 FR) 2006 (5 INTs, 1 FR) | |
| 5 2017 (3 INTs, 2 FRs), 4 2011 (3 FRs, 1 INT), 2003 (4 INTs), 1999 (4 INTs) | |

| GAME | 3 10/2/11 vs. NYJ (2 FRs, 1 INT) |
|--|----------------------------------|
| 2 10/26/17 vs. Mia. (2 INTs) 11/21/10 at Car. (2 INTs) 10/29/06 at NO (2 INTs) | |
| 1 50 times, last 12/22/18 at LAC (1 FR) (CB Tavon Young) | |

MOST TDs BY OPPONENT OFF TURNOVERS

| SEASON | 5 2015 (4 INTs, 1 FR) 2013 (4 INTs, 1 FR) |
|---|--|
| 4 1999 (3 INTs, 1 FR), 1996 (3 INTs, 1 FR) | |
| 3 2012 (3 INTs), 2008 (2 FRs, 1 INT), 2007 (2 FRs, 1 INT), 2005 (3 INTs), 2001 (3 INTs) | |

| GAME | 2 12/20/15 vs. KC (1 INT, 1 FR) 12/22/13 vs. NE (1 INT, 1 FR) 10/21/99 vs. KC (2 INTs) |
|---|--|
| 1 41 times, last 12/2/18 at Atl. (1 FR) (DE Vic Beasley Jr.) | |

OPPONENT SINGLE-GAME BESTS

SCORING

MOST POINTS

- 21 Shayne Graham 11/11/07 vs. Cin. (7 FGs)
- 20 Gary Anderson 12/13/98 vs. Min. (6 FGs, 2 PATs)
- 19 Randy Bullock 12/21/14 at Hou. (6 FGs, 1 PAT)

MOST TOUCHDOWNS

- 3 A.J. Green 9/13/18 at Cin. (3 receiving)
- Le'Veon Bell 12/10/17 at Pit. (2 rush, 1 rec.)
- Mercedes Lewis 9/24/17 at Jax. - London (3 rec.)
- Michael Crabtree 10/2/16 vs. Oak. (3 receiving)
- Doug Baldwin 12/13/15 vs. Sea. (3 receiving)
- Lee Evans 10/24/10 vs. Buf. (3 receiving)
- Joseph Addai 12/9/07 vs. Ind. (2 rush, 1 receiving)
- Deuce McAllister 12/8/02 vs. NO (3 rushing)
- Jimmy Smith 9/10/00 vs. NYJ (3 receiving)
- Karim Abdul-Jabbar 10/19/97 vs. Mia. (3 rushing)
- Tony Martin 9/28/97 at SD (3 receiving)
- Ed McCaffrey 10/20/96 at Den. (3 receiving)

MOST PATs ATTEMPTED

- 7 Matt Prater 9/5/13 at Den.
- 6 4 times, last by Adam Vinatieri 12/9/07 vs. Ind.

MOST PATs MADE

- 7 Matt Prater 9/5/13 at Den.
- 6 4 times, last by Adam Vinatieri 12/9/07 vs. Ind.

MOST FGs ATTEMPTED

- 7 Shayne Graham 11/11/07 vs. Cin.
- 6 4 times, last by Kai Forbath 10/22/17 at Min.
- 5 14 times, last by Adam Vinatieri 12/23/17 vs. Ind.

MOST FGs MADE

- 7 Shayne Graham 11/11/07 vs. Cin.
- 6 Kai Forbath 10/22/17 at Min.
- Randy Bullock 12/21/14 at Hou.
- Gary Anderson 12/13/98 vs. Min.
- 5 8 times by 6 different players, last by Mike Nugent 9/7/14 vs. Cin.

LONGEST FG ATTEMPTED

- 60 Adam Vinatieri 12/23/17 vs. Ind.
- John Hall 9/13/98 at NYJ
- 57 Brandon McManus 9/13/15 at Den.
- Matt Bryant 10/19/14 vs. Atl.
- Caleb Sturgis 10/6/13 at Mia.
- Mike Vanderjagt 10/13/02 at Ind.
- 56 Dustin Hopkins 10/9/16 vs. Was.
- Brandon McManus 9/13/15 at Den.

LONGEST FG MADE

- 57 Brandon McManus 9/13/15 at Den.
- 56 Brandon McManus 9/13/15 at Den.
- 54 Graham Gano 10/28/18 at Car.
- Josh Scobee (2) 10/24/11 at Jax.
- Phil Dawson 11/2/08 at Cle.
- Nate Kaeding 10/1/06 vs. SD
- 53 Cairo Santos 12/20/15 vs. KC
- Jason Myers 11/15/15 vs. Jax.
- Phil Dawson 10/18/15 at SF
- Josh Scobee 12/14/14 vs. Jax.
- Ryan Succop 9/13/09 vs. KC
- Mike Vanderjagt 11/29/98 vs. Ind.

RUSHING

MOST RUSHING ATTEMPTS

- 36 Jordan Howard 10/15/17 vs. Chi. - OT
- Ricky Williams 11/16/03 at Mia.
- 35 Le'Veon Bell 10/1/17 vs. Pit.
- 34 Cedric Benson 11/8/09 at Cin.

MOST YARDS RUSHING

- 194 Terrell Davis 10/20/96 at Den.
- 192 Marshall Faulk 11/29/98 vs. Ind.
- 167 Jordan Howard 10/15/17 vs. Chi. - OT
- 163 James Allen 12/20/98 at Chi.
- 155 Domanick Davis (Williams) 12/4/05 vs. Hou.

HIGHEST RUSHING AVERAGE (MIN. 10 CARRIES)

- 11.3 Marshall Faulk 11/29/98 vs. Ind.
- 7.4 Isaiah Crowell 9/18/16 at Cle.
- Sammy Morris 1/2/05 vs. Mia.
- 7.1 James Allen 12/20/98 at Chi.
- 6.9 Terrell Davis 10/20/96 at Den.
- 6.8 Chris Johnson 10/26/15 at Ari.

LONGEST RUSH FROM SCRIMMAGE

- 857 Isaiah Crowell 9/18/16 at Cle.
- 77 Ahmad Bradshaw 11/16/08 at NYG
- 77 Shawn Bryson 10/9/05 at Det.
- 74 Kordell Stewart 10/5/97 vs. Pit
- 71 Terrell Davis 10/20/96 at Den.

MOST RUSHING TDs

- 3 Deuce McAllister 12/8/02 vs. NO
- Karim Abdul-Jabbar 10/19/97 vs. Mia.
- 2 24 times by 22 players, last by Le'Veon Bell 12/10/17 at Pit.

PASSING

MOST PASSING ATTEMPTS

- 69 Vinny Testaverde 12/24/00 vs. NYJ
- 66 Ben Roethlisberger 12/10/17 at Pit.
- 62 Matt Schaub 12/13/10 at Hou.
- 55 Randall Cunningham 12/13/98 vs. Min.

MOST PASS COMPLETIONS

- 44 Ben Roethlisberger 12/10/17 at Pit.
- 36 Josh McCown 10/11/15 vs. Cle.
- Vinny Testaverde 12/24/00 vs. NYJ
- 35 Patrick Mahomes 12/9/18 at KC - OT
- Drew Brees 11/24/14 at NO
- Brian Griese 9/30/02 vs. Den.
- 34 Philip Rivers 11/30/14 vs. SD

MOST YARDS PASSING

- 506 Ben Roethlisberger 12/10/17 at Pit.
- 481 Vinny Testaverde 12/24/00 vs. NYJ
- 462 Peyton Manning 9/5/13 at Den.
- 457 Josh McCown 10/11/15 vs. Cle.
- 436 Philip Rivers 9/20/09 at SD

HIGHEST COMPLETION PERCENTAGE

- 84.0 Alex Smith 12/20/15 vs. KC (21-25)
- 83.9 Elvis Grbac 11/17/96 at SF (26-31)
- 83.3 Rob Johnson 8/31/97 vs. Jax. (20-24)
- 82.8 Matthew Stafford 12/3/17 vs. Det. (24-29)

LONGEST COMPLETION

- 90t Kordell Stewart to Bobby Shaw 12/16/01 vs. Pit.
- 88t Brian St. Pierre to David Gettis 11/21/10 at Car.
- 82t Jon Kitna to Chad Johnson 10/19/03 at Cin.
- 81t Philip Rivers to Darren Sproles 9/20/09 at SD
- 81t Josh Miller to Chris Hope 12/28/03 vs. Pit.

MOST TD PASSES

- 7 Peyton Manning 9/5/13 at Den.
- 6 Ben Roethlisberger 11/2/14 at Pit.
- 5 Russell Wilson 12/13/15 vs. Sea.
- Ben Roethlisberger 11/5/07 at Pit.
- Matt Hasselbeck 11/23/03 vs. Sea.

MOST INTERCEPTIONS THROWN

- 5 Gus Frette 10/14/07 vs. STL
- 4 5 times, last by Andy Dalton 9/10/17 at Cin.

RECEIVING

MOST RECEPTIONS

- 15 Jimmy Smith 9/10/00 vs. Jax.
- 14 Anquan Boldin 9/23/07 vs. Ari.
- 13 Dez Bryant 10/14/12 vs. Dal.

HIGHEST AVG. GAIN PER RECEPTION (MIN. 3)

- 38.8 Tony Martin 9/28/97 at SD (4-155)
- 36.5 Chris Chambers 1/2/05 vs. Mia. (4-146)
- 36.3 Greg Camarillo 12/16/07 at Mia. (3-109)
- 32.7 Larry Fitzgerald 10/30/11 vs. Ari. (3-98)
- 32.3 Braylon Edwards 9/30/07 at Cle. (3-97)
- Plaxico Burress 12/26/04 at Pit. (3-97)

MOST RECEIVING YARDS

- 291 Jimmy Smith 9/10/00 vs. Jax.
- 229 Isaac Bruce 10/27/96 vs. STL - OT
- 227 A.J. Green 9/27/15 vs. Cin.
- 222 Odell Beckham Jr. 10/16/16 at NYG
- 213 Antonio Brown 12/10/17 at Pit.
- 189 Steve Smith 10/15/06 vs. Car.

MOST TOUCHDOWN RECEPTIONS

- 3 A.J. Green 9/13/18 at Cin.
- Mercedes Lewis 9/24/17 at Jax. - London
- Michael Crabtree 10/2/16 vs. Oak.
- Doug Baldwin 12/13/15 vs. Sea.
- Lee Evans 10/24/10 vs. Buf.
- Jimmy Smith 9/10/00 vs. Jax.
- Tony Martin 9/28/97 at SD
- Ed McCaffrey 10/20/96 at Den.

INTERCEPTIONS

MOST INTERCEPTIONS

- 3 Anthony Henry 11/18/01 vs. Cle.
- 2 28 times, last by Kevin Byard 11/5/17 at Ten.

MOST INTERCEPTION RETURN YARDAGE

- 100 Brodney Pool 11/18/07 vs. Cle. (1 TD ret.)
- 98 Chris Harris 12/16/12 vs. Den. (1 TD ret.)
- 97 Derrick Brooks 9/15/02 vs. TB (1 TD ret.)
- 93 Marcus Peters 12/20/15 vs. KC (1 TD ret.)

HIGHEST AVG. ON INT. RETURN YARDAGE (MIN. 2)

- 46.5 Marcus Peters 12/20/15 vs. KC (2-93)
- 37.0 Gary Brackett 12/9/07 vs. Ind. (2-74)
- 30.0 Aaron Ross 11/16/08 at NYG (2-60)

LONGEST INTERCEPTION RETURN

- 100t Brodney Pool 11/18/07 vs. Cle.
- 98t Chris Harris 12/16/12 vs. Den.
- 97t Derrick Brooks 9/15/02 vs. TB

INTERCEPTION RETURN TOUCHDOWNS

- 1 31 times, last by Darqueze Dennard 12/31/17 vs. Cin.

SACKS

MOST SACKS

- 4 Antwan Barnes 12/18/11 at SD
- 3.5 James Harrison 11/5/07 at Pit.
- Gerald Dixon 12/21/97 at Cin.
- 3 13 times, last by Vincent Rey 11/10/13 vs. Cin.

MOST SACK YARDAGE

- 30.0 James Harrison 9/29/08 at Pit. (2.5 sacks)
- 25.5 James Harrison 11/5/07 at Pit. (3.5 sacks)
- 25.0 Robert Mathis 10/12/08 at Ind. (3 sacks)
- Kenard Lang 9/12/04 at Cle. (3 sacks)

PUNTING

MOST PUNTS

- 11 Kyle Larson 11/30/08 at Cin.
- Tommy Barnhardt 12/19/99 vs. NO
- 10 4 times, last by Craig Hentrich 10/7/01 vs. Ten

HIGHEST GROSS PUNTING AVERAGE (4 PUNTS)

- 57.6 Andy Lee 11/24/11 vs. SF (5 punts)
- 54.8 Tim Masthay 10/13/13 vs. GB (6 punts)
- Shane Lechler 11/11/12 vs. Oak. (4 punts)
- 53.8 Mike Scifres 10/1/06 vs. SD (5 punts)

LONGEST PUNT

- 74 Andy Lee 10/7/07 at SF
- 71 Mike Scifres 10/1/06 vs. SD
- 70 Marquette King 9/20/15 at Oak.
- Mike Scifres 11/25/07 at SD

MOST PUNTS INSIDE 20

- 8 Bryan Barker 11/14/99 at Jax.
- 5 Britton Colquitt 9/5/13 at Den.
- Matt Turk 11/16/03 at Mia.

PUNT RETURNS

MOST PUNT RETURNS

- 7 Alvin Pearman 11/13/05 at Jax.
- 6 12 times, last by Mike Thomas 10/24/11 at Jax.

MOST PUNT RETURN YARDAGE

- 117 Leon Johnson 11/2/97 at NYJ - OT
- 112 Patrick Peterson 10/30/11 vs. Ari.
- 110 Kevin Williams 11/23/97 vs. Ari.

HIGHEST PUNT RETURN AVERAGE (3 RETURNS)

- 33.3 Richard Crawford 12/9/12 at Was. (3 returns)
- 30.7 Avion Black 12/15/02 at Hou. (3 returns)
- 28.0 Patrick Peterson 10/30/11 vs. Ari. (4 returns)

LONGEST PUNT RETURN

- 86t Craig Yeast 11/21/99 at Cin.
- 85t Jamison Crowder 10/9/16 vs. Was.
- 84t Joshua Cribbs 12/24/11 vs. Cle.
- 82t Patrick Peterson 10/30/11 vs. Ari.

TDs

- 1 9 times, last by Jamison Crowder 10/9/16 vs. Was. (85)

KICKOFF RETURNS

MOST KICKOFF RETURNS

- 8 Terrence Wilkins 12/2/01 vs. Ind.
- 7 7 times, last by Joshua Cribbs 11/2/08 at Cle.

MOST KICKOFF RETURN YARDAGE

- 245 Joshua Cribbs 11/18/07 vs. Cle. (7 ret.)
- 237 Joshua Cribbs 11/2/08 at Cle. (7 ret.)
- 228 Brandon Bennett 11/10/02 vs. Cin. (6 ret.)

HIGHEST KICKOFF RETURN AVERAGE (3 RETURNS)

- 44.3 Quintin Demps 11/23/08 vs. Phi. (4-177)
- 43.0 Will Blackwell 10/5/97 vs. Pit. (3-129)
- 40.3 Dante Hall 9/28/03 vs. KC (3-121)

LONGEST KICKOFF RETURN

- 107t Joe McKnight 10/2/11 vs. NYJ
- 100t Quintin Demps 11/23/08 vs. Phi.
- 97t 3 times, last by Dante Hall 9/28/03 vs. KC

TDs

- 1 10 times, last by Joe McKnight 10/2/11 vs. NYJ (107)

POSTSEASON RECORDS

SERVICE/SCORING RECORDS

ABBREVIATIONS

WC - WILD CARD
D - DIVISIONAL PLAYOFF
A - AFC CHAMPIONSHIP
SB - SUPER BOWL

SERVICE

MOST GAMES PLAYED

| | |
|----|--|
| 21 | Ray Lewis, 2008-12, 2006, 2003, 2000-01 |
| 18 | Terrell Suggs, 2018, 2014, 2008-12, 2006, 2003 |
| 17 | Sam Koch, 2018, 2014, 2008-12, 2006 |
| 16 | Haloti Ngata, 2014, 2008-12, 2006 |
| 15 | Joe Flacco, 2014, 2008-12 |
| | Ed Reed, 2008-12, 2006, 2003 |
| 13 | Marshal Yanda, 2018, 2014, 2008-12 |
| 12 | Ray Rice, 2008-12 |
| 11 | Brendon Ayanbadejo, 2008-12 |
| | Todd Heap, 2008-10, 2006, 2003, 2001 |
| | Jarret Johnson, 2008-11, 2006, 2003 |
| | Matt Stover, 2008, 2006, 2003, 2000-01 |

MOST GAMES, HEAD COACH

| | |
|----|---|
| 16 | John Harbaugh, 2018, 2014, 2008-12 |
| 8 | Brian Billick, 2006, 2003, 2000-01 |

MOST GAMES WON, HEAD COACH

| | |
|----|---|
| 10 | John Harbaugh, 2018, 2014, 2008-12 |
| 5 | Brian Billick, 2006, 2003, 2000-01 |

MOST GAMES LOST, HEAD COACH

| | |
|---|---|
| 6 | John Harbaugh, 2018, 2014, 2008-12 |
| 3 | Brian Billick, 2006, 2003, 2000-01 |

SCORING

MOST POINTS SCORED

| | |
|---------------|--|
| Career | |
| 70 | Matt Stover (22-22 PATs, 16-19 FGs), 2008, 2006, 2003, 2000-01 |
| 52 | Justin Tucker (25-25 PATs, 9-10 FGs), 2018, 2014, 2012 |
| 46 | Billy Cundiff (13-13 PATs, 11-12 FGs), 2009-11 |
| 36 | Anquan Boldin (6 TDs), 2010-12 |
| | Ray Rice (6 TDs), 2008-12 |
| Game | |
| 12 | Michael Crabtree (1/6/19 vs. LAC) - WC |
| | Justin Tucker (1/3/15 at Pit.) - WC |
| | Anquan Boldin (1/20/13 at NE) - A |
| | Billy Cundiff (1/9/11 at KC) - WC |
| | Jacoby Jones (2/3/13 at SF) - SB |
| | Jamal Lewis (12/31/00 vs. Den.) - WC |
| | Willis McGahee (1/18/09 at Pit.) - A |
| | Ray Rice (1/10/10 at NE) - WC |
| | Torrey Smith (1/12/13 at Den.) - D |

MOST POINTS BY A ROOKIE

| | |
|---------------|--|
| Season | |
| 28 | Justin Tucker (16-16 PATs, 4-4 FGs), 2012 |
| Game | |
| 12 | Jamal Lewis (12/31/00 vs. Den.) - WC |

MOST CONSECUTIVE GAMES SCORING

11 Matt Stover, 2008, 2006, 2003, 2000-01

MOST TOUCHDOWNS

| | |
|---------------|--|
| Career | |
| 6 | Anquan Boldin, 2010-12 |
| | Ray Rice, 2008-12 |
| 4 | Torrey Smith, 2014, 2011-12 |
| | Jamal Lewis, 2006, 2003, 2000 |
| | Willis McGahee, 2008-10 |
| | Dennis Pitta, 2014, 2011-12 |
| Game | |
| 2 | Michael Crabtree (1/6/19 vs. LAC) - WC |
| | Anquan Boldin (1/20/13 at NE) - A |
| | Jacoby Jones (2/3/13 at SF) - SB |
| | Jamal Lewis (12/31/00 vs. Den.) - WC |
| | Willis McGahee (1/18/09 at Pit.) - A |
| | Ray Rice (1/10/10 at NE) - WC |
| | Torrey Smith (1/12/13 at Den.) - D |

MOST TOUCHDOWNS BY A ROOKIE

| | |
|---------------|--------------------------------------|
| Season | |
| 4 | Jamal Lewis, 2000 |
| Game | |
| 2 | Jamal Lewis (12/31/00 vs. Den.) - WC |

MOST CONSECUTIVE GAMES SCORING A TD

2 Seven times, last by
Anquan Boldin (1/20/13 at NE) - A
through (2/3/13 at SF) - SB
Dennis Pitta (1/20/13 at NE) - A
through (2/3/13 at SF) - SB

MOST (KICKING) PAT ATTEMPTED

| | |
|---------------|---|
| Career | |
| 25 | Justin Tucker, 2018, 2014, 2012 |
| 22 | Matt Stover, 2008, 2006, 2003, 2000-01 |
| 13 | Billy Cundiff, 2009-11 |
| Game | |
| 5 | Justin Tucker (1/12/13 at Den.) - D |
| 4 | 4 times, last by Justin Tucker (1/10/15 at NE) - D |

MOST (KICKING) PAT MADE

| | |
|---------------|---|
| Career | |
| 25 | Justin Tucker, 2018, 2014, 2012 |
| 22 | Matt Stover, 2008, 2006, 2003, 2000-01 |
| 13 | Billy Cundiff, 2009-11 |
| Game | |
| 5 | Justin Tucker (1/12/13 at Den.) - D |
| 4 | 4 times, last by Justin Tucker (1/10/15 at NE) - D |

MOST CONSECUTIVE (KICKING) PAT

25 **Justin Tucker, 2018, 2014, 2012**
22 Matt Stover, 2008, 2006, 2003, 2000-01
13 Billy Cundiff, 2009-11

HIGHEST (KICKING) PAT PERCENTAGE

| | |
|---------------|--|
| Career | |
| 1.000 | Justin Tucker (25-25), 2018, 2014, 2012 |
| | Billy Cundiff (13-13), 2009-11 |
| | Matt Stover (22-22), 2008, 2006, 2003, 2000-01 |

MOST 2-POINT CONVERSIONS

| | |
|---------------|--|
| Career | |
| None | |
| Game | |
| None | |

MOST FIELD GOALS ATTEMPTED

| | |
|---------------|--|
| Career | |
| 19 | Matt Stover, 2008, 2006, 2003, 2000-01 |
| 12 | Billy Cundiff, 2009-11 |
| 10 | Justin Tucker, 2018, 2014, 2012 |
| Game | |
| 4 | Matt Stover (1/14/01 at Oak.) - A |
| 3 | Justin Tucker (1/3/15 at Pit.) - WC |
| | Billy Cundiff (1/22/12 at NE) - A |
| | Billy Cundiff (1/9/11 at KC) - WC |
| | Matt Stover (1/13/02 at Mia.) - D |
| | Matt Stover (1/28/01 at NYG) - SB |

MOST FIELD GOALS MADE

| | |
|---------------|--|
| Career | |
| 16 | Matt Stover, 2008, 2006, 2003, 2000-01 |
| 11 | Billy Cundiff, 2009-11 |
| 9 | Justin Tucker, 2018, 2014, 2012 |
| Game | |
| 3 | Justin Tucker (1/3/15 at Pit.) - WC |
| | Billy Cundiff (1/9/11 at KC) - WC |
| | Matt Stover (1/14/01 at Oak.) - A |

LONGEST FIELD GOAL

| | |
|----|--|
| 52 | Justin Tucker (1/3/15 at Pit.) - WC |
| 51 | Matt Stover (1/13/07 vs. Ind.) - D |
| 48 | Billy Cundiff (1/15/12 vs. Hou.) - D |
| 47 | Justin Tucker (1/12/13 at Den.) - D (2OT) |
| 47 | Matt Stover (1/28/01 at NYG) - SB |

LONGEST FIELD GOAL ATTEMPTED

| | |
|----|--|
| 52 | Justin Tucker (1/3/15 at Pit.) - WC |
| 51 | Matt Stover (1/13/07 vs. Ind.) - D |
| 50 | Justin Tucker (1/6/19 vs. LAC) - WC |
| 48 | Billy Cundiff (1/15/12 vs. Hou.) - D |

HIGHEST FIELD GOAL PERCENTAGE

| | |
|---------------------------------|--|
| Career (min. 5 attempts) | |
| .917 | Billy Cundiff (11-12), 2009-11 |
| .900 | Justin Tucker (9-10), 2018, 2014, 2012 |
| .842 | Matt Stover (16-19), 2008, 2006, 2003, 2000-01 |

MOST SAFETIES

| | |
|---------------|--|
| Career | |
| None | |
| Game | |
| None | |



Ed Reed



John Harbaugh



Ray Lewis

POSTSEASON PASSING RECORDS

TOP CAREER PASSING YARDS

| RK | NAME (SEASONS) | ATT | CMP | PCT | YDS | AVG./ | | PCT | | PCT | | SACKS/ | |
|----|------------------------------|-----------|-----------|-------------|------------|-------------|----------|------------|----------|------------|-----------|-------------|-------------|
| | | | | | | ATT | TD | TD | INT | INT | LG | YDSLOST | RATE |
| 1 | Flacco, Joe (2014, 2008-12) | 447 | 253 | 56.6 | 3,223 | 7.21 | 25 | 5.6 | 10 | 2.2 | 70t | 28/184 | 88.6 |
| 2 | Dilfer, Trent (2000) | 73 | 35 | 47.9 | 590 | 8.08 | 3 | 4.1 | 1 | 1.4 | 96t | 10/82 | 83.7 |
| 3 | Grbac, Elvis (2001) | 55 | 30 | 54.5 | 286 | 5.20 | 1 | 1.8 | 3 | 5.5 | 45 | 4/37 | 52.5 |
| 4 | Wright, Anthony (2003) | 37 | 20 | 54.1 | 214 | 5.78 | 1 | 2.7 | 2 | 5.4 | 35t | 2/13 | 57.7 |
| 5 | Jackson, Lamar (2018) | 29 | 14 | 48.4 | 194 | 6.69 | 2 | 6.9 | 1 | 3.4 | 39 | 7/55 | 78.8 |
| 6 | McNair, Steve (2006) | 29 | 18 | 62.1 | 173 | 5.97 | 0 | 0.0 | 2 | 6.9 | 23 | 2/12 | 49.9 |

LONGEST PASS PLAYS

| | | | |
|-----|--|-----|--|
| 96t | Trent Dilfer to Shannon Sharpe at Oak., 1/14/01 - A | 48t | Joe Flacco to Derrick Mason at Ten., 1/10/09 - D |
| 70t | Joe Flacco to Jacoby Jones at Den., 1/12/13 - D | 47 | Joe Flacco to Ray Rice vs. Ind., 1/6/13 - WC |
| 59t | Joe Flacco to Torrey Smith at Den., 1/12/13 - D | 46 | Joe Flacco to Anquan Boldin vs. Ind., 1/6/13 - WC |
| 58t | Trent Dilfer to Shannon Sharpe vs. Den., 12/31/00 - WC | 45 | Elvis Grbac to Travis Taylor at Mia., 1/13/02 - WC |
| 56t | Joe Flacco to Jacoby Jones at SF, 2/3/13 - SB | 44 | Trent Dilfer to Qadry Ismail at NYG, 1/28/01 - SB |
| 56 | Trent Dilfer to Shannon Sharpe at Ten., 1/7/01 - D | 42 | Joe Flacco to Torrey Smith at NE, 1/22/12 - A |
| 50 | Joe Flacco to Anquan Boldin vs. Ind., 1/6/13 - WC | | |

PASSING RECORDS

HIGHEST QUARTERBACK PASSER RATING

Career (min. 60 attempts)

| | |
|------|---------------------------|
| 88.6 | Joe Flacco, 2014, 2008-12 |
| 83.7 | Trent Dilfer, 2000 |

Game (min. 20 attempts)

| | |
|-------|-----------------------------------|
| 125.6 | Joe Flacco (1/6/13 vs. Ind.) - WC |
| 124.2 | Joe Flacco (2/3/13 at SF) - SB |

MOST PASS ATTEMPTS

Career

| | |
|-----|---------------------------|
| 447 | Joe Flacco, 2014, 2008-12 |
| 73 | Trent Dilfer, 2000 |

Game

| | |
|----|---------------------------------------|
| 45 | Joe Flacco (1/10/15 at NE) - D |
| 37 | Elvis Grbac (1/20/02 at Pit.) - D |
| | Anthony Wright (1/3/04 vs. Ten.) - WC |
| 36 | Joe Flacco (1/20/13 at NE) - A |
| | Joe Flacco (1/22/12 at NE) - A |

MOST PASS COMPLETIONS

Career

| | |
|-----|---------------------------|
| 253 | Joe Flacco, 2014, 2008-12 |
| 35 | Trent Dilfer, 2000 |

Game

| | |
|----|--------------------------------|
| 28 | Joe Flacco (1/10/15 at NE) - D |
| 25 | Joe Flacco (1/9/11 at KC) - WC |
| 22 | Joe Flacco (2/3/13 at SF) - SB |
| | Joe Flacco (1/22/12 at NE) - A |

MOST PASSING YARDAGE

Career

| | |
|-------|---------------------------|
| 3,223 | Joe Flacco, 2014, 2008-12 |
| 590 | Trent Dilfer, 2000 |

Game

| | |
|-----|----------------------------------|
| 331 | Joe Flacco (1/12/13 at Den.) - D |
| 306 | Joe Flacco (1/22/12 at NE) - A |
| 292 | Joe Flacco (1/10/15 at NE) - D |

MOST 300-YARD PASSING GAMES

Career

| | |
|---|---------------------------|
| 2 | Joe Flacco, 2014, 2008-12 |
|---|---------------------------|

LONGEST COMPLETION

| | |
|-----|------------------------------------|
| 96t | Trent Dilfer (1/14/01 at Oak.) - A |
| 70t | Joe Flacco (1/12/13 at Den.) - D |

HIGHEST COMPLETION PERCENTAGE

Career

| | |
|------|---------------------------|
| 62.1 | Steve McNair, 2006 |
| 56.6 | Joe Flacco, 2014, 2008-12 |

Game (min. 20 attempts)

| | |
|------|--------------------------------|
| 73.5 | Joe Flacco (1/9/11 at KC) - WC |
| 66.7 | Joe Flacco (2/3/13 at SF) - SB |

HIGHEST AVERAGE GAIN PER ATTEMPT

Career

| | |
|------|---------------------------|
| 8.08 | Trent Dilfer, 2000 |
| 7.21 | Joe Flacco, 2014, 2008-12 |

Game (min. 20 attempts)

| | |
|-------|-----------------------------------|
| 12.26 | Joe Flacco (1/6/13 vs. Ind.) - WC |
| 9.74 | Joe Flacco (1/12/13 at Den.) - D |

MOST PASSING TOUCHDOWNS

Career

| | |
|----|---------------------------|
| 25 | Joe Flacco, 2014, 2008-12 |
| 3 | Trent Dilfer, 2000 |

Game

| | |
|---|---|
| 4 | Joe Flacco (1/10/15 at NE) - D |
| 3 | Joe Flacco (2/3/13 at SF) - SB |
| | Joe Flacco (1/20/13 at NE) - A |
| | Joe Flacco (1/12/13 at Den.) - D |
| 2 | 6 times, last by Lamar Jackson (1/6/19 vs. LAC) - WC |

MOST GAMES, 4 TD PASSES

Career

| | |
|---|---------------------------|
| 1 | Joe Flacco, 2014, 2008-12 |
|---|---------------------------|

MOST GAMES, 3 OR MORE TD PASSES

Career

| | |
|---|---------------------------|
| 4 | Joe Flacco, 2014, 2008-12 |
|---|---------------------------|

MOST CONSECUTIVE GAMES, TD PASSES

| | |
|----|--|
| 10 | Joe Flacco (1/9/11 at KC) - WC through (1/10/15 at NE) - D |
| 2 | Trent Dilfer (1/14/01 at Oak.) - A through (1/28/01 at NYG) - SB |

MOST CONSECUTIVE PASSES ATTEMPTED, NONE INTERCEPTED

| | |
|------|--|
| *197 | Joe Flacco (1/22/12 at NE) - A through (1/10/15 at NE) - D |
| 60 | Joe Flacco (1/15/11 at Pit.) - D through (1/22/12 at NE) - A |

MOST PASSES HAD INTERCEPTED

Career

| | |
|----|---------------------------|
| 10 | Joe Flacco, 2014, 2008-12 |
| 3 | Elvis Grbac, 2001 |

Game

| | |
|---|-----------------------------------|
| 3 | Joe Flacco (1/18/09 at Pit.) - A |
| | Elvis Grbac (1/20/02 at Pit.) - D |

MOST PASS ATTEMPTS, NO INTERCEPTIONS

Game

| | |
|----|----------------------------------|
| 36 | Joe Flacco (1/20/13 at NE) - A |
| 34 | Joe Flacco (1/12/13 at Den.) - D |
| | Joe Flacco (1/9/11 at KC) - WC |

LOWEST PERCENTAGE, PASSES HAD INTERCEPTED

Career

| | |
|-----|---------------------------------------|
| 1.4 | Trent Dilfer (1 in 73), 2000 |
| 2.2 | Joe Flacco (10 in 447), 2014, 2008-12 |

MOST TIMES SACKED

Career

| | |
|----|---------------------------|
| 28 | Joe Flacco, 2014, 2008-12 |
| 10 | Trent Dilfer, 2000 |

Game

| | |
|---|--|
| 7 | Lamar Jackson (1/6/19 vs. LAC) - WC |
| 5 | Joe Flacco (1/15/12 vs. Hou.) - D |
| | Joe Flacco (1/15/11 at Pit.) - D |

ALL 200-YARD GAMES

| | |
|-----|---|
| 331 | Joe Flacco at Den, 1/12/13 (18 of 34) - D |
| 306 | Joe Flacco at NE, 1/22/12 (22 of 36) - A |
| 292 | Joe Flacco at NE, 1/10/15 (28 of 45) - D |
| 287 | Joe Flacco at SF, 2/3/13 (22 of 33) - SB |
| 282 | Joe Flacco vs. Ind., 1/6/13 (12 of 23) - WC |
| 265 | Joe Flacco at KC, 1/9/11 (25 of 34) - WC |
| 259 | Joe Flacco at Pit., 1/3/15 (18 of 29) - WC |
| 240 | Joe Flacco at NE, 1/20/13 (21 of 36) - A |
| 214 | Anthony Wright vs. Ten., 1/3/04 (20 of 37) - WC |

Current Ravens in Bold



Joe Flacco

*Third-longest streak in NFL postseason history (Tom Brady, 237; Drew Brees, 226)

POSTSEASON RECEIVING RECORDS

TOP 10 CAREER RECEIVING YARDS

| RANK | NAME (SEASONS) | REC | YDS | AVG | LG | TD |
|------|--|-----|-----|------|-----|----|
| 1 | Boldin, Anquan (2010-12) | 38 | 616 | 16.2 | 50 | 6 |
| 2 | Smith, Torrey (2014, 2011-12) | 20 | 414 | 20.7 | 59t | 4 |
| 3 | Heap, Todd (2008-10, 2006, 2003, 2001) | 32 | 385 | 12.0 | 35t | 2 |
| 4 | Sharpe, Shannon (2000-01) | 15 | 309 | 20.6 | 96t | 2 |
| 5 | Rice, Ray (2008-12) | 37 | 296 | 8.0 | 47 | 1 |
| 6 | Mason, Derrick (2008-10, 2006) | 20 | 289 | 14.5 | 48t | 1 |
| 7 | Pitta, Dennis (2014, 2010-12) | 21 | 233 | 11.1 | 24 | 4 |
| 8 | Ismail, Qadry (2000-01) | 11 | 174 | 15.8 | 44 | 0 |
| 9 | Clayton, Mark (2008-09, 2006) | 13 | 169 | 13.0 | 37 | 0 |
| 10 | Taylor, Travis (2003, 2001) | 13 | 158 | 12.2 | 45 | 1 |

ALL 100-YARD GAMES

| | |
|-----|--------------------------------------|
| 145 | Anquan Boldin vs. Ind., 1/6/13 - WC |
| 108 | Todd Heap at KC, 1/9/11 - WC |
| 104 | Anquan Boldin at SF, 2/3/13 - SB |
| 101 | Steve Smith Sr. at Pit., 1/3/15 - WC |
| 101 | Anquan Boldin at NE, 1/22/12 - A |

Current Ravens in Bold

LONGEST RECEPTIONS

| | | | |
|-----|--|-----|--|
| 96t | Trent Dilfer to Shannon Sharpe at Oak., 1/14/01 - A | 48t | Joe Flacco to Derrick Mason at Ten., 1/10/09 - D |
| 70t | Joe Flacco to Jacoby Jones at Den., 1/12/13 - D | 47 | Joe Flacco to Ray Rice vs. Ind., 1/6/13 - WC |
| 59t | Joe Flacco to Torrey Smith at Den., 1/12/13 - D | 46 | Joe Flacco to Anquan Boldin vs. Ind., 1/6/13 - WC |
| 58t | Trent Dilfer to Shannon Sharpe vs. Den., 12/31/00 - WC | 45 | Elvis Grbac to Travis Taylor at Mia., 1/13/02 - WC |
| 56t | Joe Flacco to Jacoby Jones at SF, 2/3/13 - SB | 44 | Trent Dilfer to Qadry Ismail at NYG, 1/28/01 - SB |
| 56 | Trent Dilfer to Shannon Sharpe at Ten., 1/7/01 - D | 42 | Joe Flacco to Torrey Smith at NE, 1/22/12 - A |
| 50 | Joe Flacco to Anquan Boldin vs. Ind., 1/6/13 - WC | | |

RECEIVING RECORDS

MOST RECEPTIONS

| | |
|---------------|--------------------------------------|
| Career | |
| 38 | Anquan Boldin, 2010-12 |
| 37 | Ray Rice, 2008-12 |
| 32 | Todd Heap, 2008-10, 2006, 2003, 2001 |
| Game | |
| 10 | Todd Heap (1/9/11 at KC) - WC |
| 9 | Ray Rice (1/16/10 at Ind.) - D |
| 7 | Ray Rice (1/15/11 at Pit.) - D |
| | Travis Taylor (1/3/04 vs. Ten.) - WC |

MOST RECEIVING YARDAGE

| | |
|---------------|--------------------------------------|
| Career | |
| 616 | Anquan Boldin, 2010-12 |
| 414 | Torrey Smith, 2014, 2011-12 |
| 385 | Todd Heap, 2008-10, 2006, 2003, 2001 |
| Game | |
| 145 | Anquan Boldin (1/6/13 vs. Ind.) - WC |
| 108 | Todd Heap (1/9/11 at KC) - WC |
| 104 | Anquan Boldin (2/3/13 at SF) - SB |

MOST GAMES, 100 OR MORE YARDS, RECEIVING

| | |
|---------------|--|
| Career | |
| 3 | Anquan Boldin, last 2/3/13 at SF - SB |
| 1 | Todd Heap (108 yards, 1/9/11 at KC) - WC |
| 1 | Steve Smith Sr. (101 yards, 1/3/15 at Pit.) - WC |

LONGEST PASS RECEPTION

| | |
|-----|--------------------------------------|
| 96t | Shannon Sharpe (1/14/01 at Oak.) - A |
| 70t | Jacoby Jones (1/12/13 at Den.) - D |
| 59t | Torrey Smith (1/12/13 at Den.) - D |

AVERAGE GAIN PER RECEPTION

| | |
|------------------------------|---|
| Career (Min. 10 rec.) | |
| 20.7 | Torrey Smith (20-414), 2014, 2011-12 |
| 20.6 | Shannon Sharpe (15-309), 2000-01 |
| 16.2 | Anquan Boldin (38-616), 2010-12 |
| Game (min. 3 rec.) | |
| 32.7 | Torrey Smith (3-98, 1/12/13 at Den.) - D |
| 29.0 | Anquan Boldin (5-145, 1/6/13 vs. Ind.) - WC |
| 27.3 | Torrey Smith (3-82, 1/22/12 at NE) - A |
| 24.3 | Shannon Sharpe (3-73, 12/31/00 vs. Den.) - WC |

MOST TD RECEPTIONS

| | |
|---------------|--|
| Career | |
| 6 | Anquan Boldin, 2010-12 |
| 4 | Torrey Smith, 2014, 2011-12 |
| | Dennis Pitta, 2014, 2010-12 |
| 2 | Michael Crabtree, 2018 |
| | Todd Heap, 2008-10, 2006, 2003, 2001 |
| | Jacoby Jones, 2012 |
| | Shannon Sharpe, 2000-01 |
| Game | |
| 2 | Michael Crabtree (1/6/19 vs. LAC) - WC |
| | Anquan Boldin (1/20/13 at NE) - A |
| | Torrey Smith (1/12/13 at Den.) - D |



Anquan Boldin

POSTSEASON RUSHING RECORDS

TOP 10 CAREER RUSHING YARDS

| RANK | NAME (SEASONS) | ATT | YDS | AVG | LG | TD |
|------|---------------------------------------|----------|-----------|------------|-----------|----------|
| 1 | Rice, Ray (2008-12) | 191 | 750 | 3.9 | 83t | 5 |
| 2 | Lewis, Jamal (2006, 2003, 2001, 2000) | 130 | 426 | 3.3 | 27t | 4 |
| 3 | McGahee, Willis (2008-10) | 75 | 271 | 3.6 | 48 | 4 |
| 4 | Pierce, Bernard (2014, 2012) | 41 | 209 | 5.1 | 43 | 1 |
| 5 | Forsett, Justin (2014) | 40 | 169 | 4.2 | 19 | 0 |
| 6 | Allen, Terry (2001) | 29 | 120 | 4.1 | 13 | 1 |
| 7 | McClain, Le'Ron (2008-10) | 39 | 102 | 2.6 | 11 | 2 |
| 8 | Flacco, Joe (2014, 2008-12) | 50 | 87 | 1.7 | 14 | 1 |
| 9 | Brookins, Jason (2001) | 14 | 71 | 5.1 | 18 | 0 |
| 10 | Jackson, Lamar (2018) | 9 | 54 | 6.0 | 17 | 0 |

ALL 100-YARD GAMES

| | |
|-----|--|
| 159 | Ray Rice at NE, 1/10/10 (22 car.) - WC |
| 131 | Ray Rice at Den., 1/12/13 (30 car.) - D |
| 129 | Justin Forsett at NE, 1/10/15 (24 car.) - D |
| 110 | Jamal Lewis vs. Den., 12/31/00 (30 car.) - WC |
| 109 | Terry Allen at Mia., 1/13/02 (25 car.) - WC |
| 103 | Bernard Pierce vs. Ind., 1/6/13 (13 car.) - WC |
| 102 | Jamal Lewis at NYG, 1/28/01 (27 car.) - SB |

Current Ravens in Bold

LONGEST RUNS

| | | | |
|-----|--------------------------------------|-----|-------------------------------------|
| 83t | Ray Rice at NE, 1/10/10 - WC | 27t | Jamal Lewis vs. Den., 12/31/00 - WC |
| 48 | Willis McGahee at Mia., 1/4/09 - WC | 25t | Willis McGahee at KC, 1/9/11 - WC |
| 43 | Bernard Pierce vs. Ind., 1/6/13 - WC | 20 | Ray Rice at Den., 1/12/13 - D |
| 32 | Ray Rice at Den., 1/12/13 - D | 20 | Ray Rice at Ind., 1/16/10 - D |

RUSHING RECORDS

MOST RUSHING ATTEMPTS

| | |
|---------------|--------------------------------------|
| Career | |
| 191 | Ray Rice, 2008-12 |
| 130 | Jamal Lewis, 2006, 2003, 2000 |
| Game | |
| 30 | Ray Rice (1/12/13 at Den.) - D |
| | Jamal Lewis (12/31/00 vs. Den.) - WC |

MOST YARDAGE

| | |
|---------------|--------------------------------|
| Career | |
| 750 | Ray Rice, 2008-12 |
| 426 | Jamal Lewis, 2006, 2003, 2000 |
| Game | |
| 159 | Ray Rice (1/10/10 at NE) - WC |
| 131 | Ray Rice (1/12/13 at Den.) - D |

MOST 100-YARD RUSHING GAMES

| | |
|---------------|----------------------------|
| Career | |
| 2 | Ray Rice, 2008-12 |
| 2 | Jamal Lewis, 2003, 2000 |
| 1 | Justin Forsett, 2014 |
| | Terry Allen, 2001 |
| | Bernard Pierce, 2014, 2012 |

LONGEST RUN FROM SCRIMMAGE

| | |
|-----|--------------------------------------|
| 83t | Ray Rice (1/10/10 at NE) - WC |
| 48 | Willis McGahee (1/4/09 at Mia.) - WC |

MOST RUSHING TOUCHDOWNS

| | |
|---------------|--------------------------------------|
| Career | |
| 5 | Ray Rice (2008-12) |
| 4 | Jamal Lewis, 2006, 2003, 2000 |
| | Willis McGahee, 2008-10 |
| Game | |
| 2 | Jamal Lewis (12/31/00 vs. Den.) - WC |
| | Willis McGahee (1/18/09 at Pit.) - A |
| | Ray Rice (1/10/10 at NE) - WC |

MOST CONSECUTIVE GAMES WITH A RUSHING TOUCHDOWN

| | |
|---|--------------------------------------|
| 2 | Ray Rice (1/12/13 at Den.) - D |
| | through (1/20/13 at NE) - A |
| | Jamal Lewis (12/31/00 vs. Den.) - WC |
| | through (1/07/01 at Ten.) - D |
| | Willis McGahee (1/18/09 at Pit.) - A |
| | through (1/10/10 at NE) - WC |

HIGHEST RUSHING AVERAGE

| | |
|---------------------------------|---------------------------------------|
| Career (min. 30 carries) | |
| 5.1 | Bernard Pierce, 2014, 2012 |
| 4.2 | Justin Forsett, 2014 |
| 3.9 | Ray Rice, 2008-12 |
| Game (min. 10 carries) | |
| 7.9 | Bernard Pierce (1/6/13 vs. Ind.) - WC |
| 7.2 | Ray Rice (1/10/10 at NE) - WC |



Jamal Lewis

POSTSEASON SCRIMMAGE/COMBINED YARDS RECORDS

TOP 5 CAREER SCRIMMAGE YARDS

| RANK | NAME (SEASONS) | RUSH | RUSH YDS | REC | REC YDS | TOTAL ATT | SCRM YDS |
|------|--|------|----------|-----|---------|-----------|----------|
| 1 | Rice, Ray (2008-12) | 191 | 750 | 37 | 296 | 228 | 1,046 |
| 2 | Boldin, Anquan (2010-12) | 0 | 0 | 38 | 616 | 38 | 616 |
| 3 | Lewis, Jamal (2006, 2003, 2000-01) | 130 | 426 | 10 | 68 | 140 | 494 |
| 4 | Smith, Torrey (2014, 2011-12) | 1 | 0 | 20 | 414 | 21 | 414 |
| 5 | Heap, Todd (2008-10, 2006, 2003, 2001) | 0 | 0 | 32 | 385 | 32 | 385 |

SCRIMMAGE YARDS RECORDS

MOST ATTEMPTS

| CAREER | SEASON | GAME |
|----------------------------|--------------------------|---|
| 228 Ray Rice, 2008-12 | 140 Jamal Lewis, 2000-06 | 32 Jamal Lewis (1/14/01 at Oak.) - A |
| 85 Willis McGahee, 2008-10 | 108 Jamal Lewis, 2000 | 31 Jamal Lewis (12/31/00 vs. Den.) - WC |
| | 92 Ray Rice, 2012 | 30 Ray Rice (1/12/13 at Den.) - D |
| | 47 Ray Rice, 2011 | |

MOST YARDAGE GAINED

| CAREER | SEASON | GAME |
|----------------------------|-------------------------|--|
| 1,046 Ray Rice, 2008-12 | 394 Ray Rice, 2012 | 159 Ray Rice (1/10/10 at NE) - WC |
| 616 Anquan Boldin, 2010-12 | 380 Anquan Boldin, 2012 | 146 Justin Forsett (1/10/15 at NE) - D |
| 494 Jamal Lewis, 2000-06 | 378 Jamal Lewis, 2000 | 145 Anquan Boldin (1/6/13 vs. Ind.) - WC |

TOP 5 CAREER COMBINED YARDS

| RANK | NAME (SEASONS) | NO | YDS | AVG | TD |
|------|------------------------------------|-----|-------|------|----|
| 1 | Rice, Ray (2008-12) | 230 | 1,079 | 4.7 | 6 |
| 2 | Jones, Jacoby (2014, 2012) | 42 | 907 | 21.6 | 3 |
| 3 | Boldin, Anquan (2010-12) | 38 | 616 | 16.2 | 6 |
| 4 | Lewis, Jermaine (2000-01) | 33 | 534 | 16.2 | 2 |
| 5 | Lewis, Jamal (2006, 2003, 2000-01) | 140 | 494 | 3.5 | 4 |

COMBINED YARDS RECORDS

MOST ATTEMPTS

| CAREER | SEASON | GAME |
|----------------------------|-----------------------|---|
| 230 Ray Rice, 2008-12 | 108 Jamal Lewis, 2000 | 32 Jamal Lewis (1/14/01 at Oak.) - A |
| 140 Jamal Lewis, 2000-06 | 92 Ray Rice, 2012 | 31 Jamal Lewis (12/31/00 vs. Den.) - WC |
| 85 Willis McGahee, 2008-10 | 47 Ray Rice, 2011 | 30 Ray Rice (1/12/13 at Den.) - D |

MOST YARDAGE GAINED

| CAREER | SEASON | GAME |
|------------------------------|-------------------------|--|
| 1,079 Ray Rice, 2008-12 | 619 Jacoby Jones, 2012 | *290 Jacoby Jones (2/3/13 at SF) - SB |
| 907 Jacoby Jones, 2014, 2012 | 394 Ray Rice, 2012 | 181 Jermaine Lewis (1/20/02 at Pit.) - D |
| 616 Anquan Boldin, 2010-12 | 380 Anquan Boldin, 2012 | 168 Jacoby Jones (1/10/15 at NE) - D |

* Super Bowl Record

YARDS FROM SCRIMMAGE ALL 100-YARD GAMES

| | |
|-----|--------------------------------------|
| 159 | Ray Rice at NE, 1/10/10 - WC |
| 146 | Justin Forsett at NE, 1/10/15 - D |
| 145 | Anquan Boldin vs. Ind., 1/6/13 - WC |
| 131 | Ray Rice at Den., 1/12/13 - D |
| 127 | Ray Rice at Ind., 1/16/10 - D |
| 125 | Jamal Lewis vs. Den., 12/31/00 - WC |
| 117 | Ray Rice vs. Ind., 1/6/13 - WC |
| 109 | Terry Allen at Mia., 1/13/02 - WC |
| 108 | Todd Heap at KC, 1/9/11 - WC |
| 106 | Jamal Lewis at NYG, 1/28/01 - SB |
| 104 | Anquan Boldin at SF, 2/3/13 - SB |
| 103 | Bernard Pierce vs. Ind., 1/6/13 - WC |
| 101 | Steve Smith Sr. at Pit., 1/3/15 - WC |
| 101 | Anquan Boldin at NE, 1/22/12 - A |
| 100 | Jamal Lewis at Oak., 1/14/01 - A |

Current Ravens in Bold



Jacoby Jones

POSTSEASON DEFENSIVE RECORDS

TOP 5 CAREER INTERCEPTIONS

| RANK | NAME (SEASONS) | NO | YDS | AVG | LG | TD |
|------|---|----|-----|------|-----|----|
| 1 | Reed, Ed (2008-12, 2006, 2003) | 9 | 168 | 18.7 | 64t | 1 |
| 2 | Starks, Duane (2000-01) | 4 | 119 | 29.8 | 49t | 1 |
| 3t | McAlister, Chris (2006, 2003, 2000-01) | 3 | 22 | 7.3 | 18 | 0 |
| | Webb, Lardarius (2014, 2009-12) | 3 | 1 | 0.3 | 1 | 0 |
| 5t | Graham, Corey (2012) | 2 | 39 | 19.5 | 39t | 1 |
| | Landry, Dawan (2008-10, 2006) | 2 | 76 | 38.0 | 42 | 0 |
| | Lewis, Ray (2008-12, 2006, 2003, 2000-01) | 2 | 54 | 27.0 | 50t | 1 |
| | Sharper, Jamie (2000-01) | 2 | 19 | 9.5 | 15 | 0 |
| | Williams, Cary (2009-12) | 2 | 41 | 20.5 | 41 | 0 |

50-YARD INT RETURNS

| | |
|-----|----------------------------------|
| 64t | Ed Reed at Mia., 1/4/09 - WC |
| 56t | Will Demps vs. Ten., 1/3/04 - WC |
| 50t | Ray Lewis at Ten., 1/7/01 - D |

Current Ravens in Bold

*Ties NFL Postseason Record
(Ronnie Lott, Bill Simpson & Charlie Waters)

INTERCEPTIONS RECORDS

MOST INTERCEPTIONS

| | |
|---------------|--|
| Career | |
| *9 | Ed Reed, 2008-12, 2006, 2003 |
| 4 | Duane Starks, 2000-01 |
| 3 | Chris McAlister, 2006, 2003, 2000-01 |
| | Lardarius Webb, 2014, 2009-12 |
| Game | |
| 2 | Corey Graham (1/12/13 at Den.) - D |
| | Ed Reed (1/4/09 at Mia.) - WC |
| | Ed Reed (1/13/07 vs. Ind.) - D |
| | Duane Starks (1/14/01 at Oak.) - A |
| | Lardarius Webb (1/15/12 vs. Hou.) - D |
| 1 | 33 times, last by Daryl Smith (1/10/15 at NE) - D |
| | Joe Flacco |

MOST YARDS GAINED AFTER INTERCEPTIONS

| | |
|---------------|------------------------------|
| Career | |
| 168 | Ed Reed, 2008-12, 2006, 2003 |
| 119 | Duane Starks, 2000-01 |
| 76 | Dawan Landry, 2009-10, 2006 |

*Ties NFL Postseason Record
(Ronnie Lott, Bill Simpson & Charlie Waters)

Game

| | |
|-----|--|
| 76 | Ed Reed, 2 INTs, incl. a 64-yard TD (1/4/09 at Mia.) - WC |
| 67 | Dawan Landry, 42-yard INT & 25-yard lateral from Ed Reed (1/10/10 at NE) - WC |
| 56t | Will Demps (1/3/04 vs. Ten.) - WC |

LONGEST INTERCEPTION RETURN

| | |
|-----|-----------------------------------|
| 64t | Ed Reed (1/4/09 at Mia.) - WC |
| 56t | Will Demps (1/3/04 vs. Ten.) - WC |
| 50t | Ray Lewis (1/7/01 at Ten.) - D |

HIGHEST AVG. ON INTERCEPTION RETURNS

| | |
|------------------------|--------------------------------------|
| Career (min. 3) | |
| 29.8 | Duane Starks (4-119), 2000-01 |
| 18.7 | Ed Reed (9-168), 2008-12, 2006, 2003 |

MOST TDs ON INTERCEPTION RETURNS

| | |
|---------------|------------------------------------|
| Career | |
| 1 | Will Demps (1/3/04 vs. Ten.) - WC |
| | Corey Graham (1/12/13 at Den.) - D |
| | Ray Lewis (1/7/01 at Ten.) - D |
| | Ed Reed (1/4/09 at Mia.) - WC |
| | Duane Starks (1/28/01 at NYG) - SB |

FUMBLES RECORDS

MOST FUMBLES

| | |
|---------------|-------------------------------------|
| Career | |
| 6 | Joe Flacco, 2014, 2008-12 |
| | Ray Rice, 2008-12 |
| Game | |
| 3 | Lamar Jackson (1/6/19 vs. LAC) - WC |
| 2 | Ray Rice (1/6/13 vs. Ind.) - WC |
| | Jim Leonhard (1/18/09 at Pit.) - A |

MOST FUMBLES LOST

| | |
|---------------|---------------------------------|
| Career | |
| 5 | Ray Rice, 2008-12 |
| 3 | Joe Flacco, 2014, 2008-12 |
| Game | |
| 2 | Ray Rice (1/6/13 vs. Ind.) - WC |

MOST OPPONENTS FUMBLES RECOVERED

| | |
|---------------|--|
| Career | |
| 2 | Arthur Jones, 2010-12 |
| | Jim Leonhard, 2008 |
| | Terrell Suggs, 2014, 2008-12, 2006, 2003 |
| Game | |
| 1 | 18 times, last by C.J. Mosley (1/6/19 vs. LAC) - WC |

MOST OPPONENTS FUMBLES FORCED

| | |
|---------------|---|
| Career | |
| 6 | Ray Lewis, 2008-12, 2006, 2003, 2000-01 |
| 4 | Terrell Suggs, 2014, 2008-12, 2006, 2003 |
| Game | |
| 2 | Daryl Smith (1/3/15 at Pit.) - WC |
| | Ray Lewis (1/20/02 at Pit.) - D |
| 1 | 25 times, last by Patrick Onwuasor (1/6/19 vs. LAC) - WC |

LONGEST FUMBLE RETURN

| | |
|---------------|------------------------------------|
| Career | |
| 13t | Cory Redding, 2010 |
| Game | |
| 13t | Cory Redding (1/15/11 at Pit.) - D |

MOST TDs ON FUMBLE RETURNS (OPPONENT FUMBLE)

| | |
|---------------|------------------------------------|
| Career | |
| 1 | Cory Redding, 2010 |
| Game | |
| 1 | Cory Redding (1/15/11 at Pit.) - D |



C.J. Mosley

SACKS RECORDS

MOST SACKS

| | |
|---------------|--|
| Career | |
| 12.5 | Terrell Suggs, 2014, 2008-12, 2006, 2003 |
| 6 | Paul Kruger, 2009-12 |
| 6 | Michael McCrary, 2000 |
| Game | |
| 3 | Michael McCrary (12/31/00 vs. Den.) - WC |
| | Terrell Suggs (1/15/11 at Pit.) - D |
| 2.5 | Paul Kruger (1/6/13 vs. Ind.) - WC |
| 2 | 7 times, last by Elvis Dumervil (1/3/15 at Pit.) - WC |

MOST SACK YARDAGE

| | |
|---------------|--|
| Career | |
| 79 | Terrell Suggs, 2014, 2008-12, 2006, 2003 |
| 44 | Michael McCrary, 2000-01 |
| 37.5 | Paul Kruger, 2009-12 |
| Game | |
| 23 | Michael McCrary (12/31/00 vs. Den.) - WC |
| 18 | Elvis Dumervil (1/3/15 at Pit.) - WC |
| | Paul Kruger (1/6/13 vs. Ind.) - WC |
| | Terrell Suggs (1/15/11 at Pit.) - D |
| 17 | Terrell Suggs (1/18/09 at Pit.) - A |

POSTSEASON PUNT RETURN RECORDS

TOP 5 CAREER PUNT RETURN YARDS

| RANK | NAME (SEASONS) | NO | FC | YDS | AVG | LG | TD |
|------|---------------------------------|----|----|-----|------|-----|----|
| 1 | Lewis, Jermaine (2000-01) | 16 | 11 | 224 | 14.0 | 88t | 1 |
| 2 | Jones, Jacoby (2014, 2012) | 11 | 3 | 130 | 11.8 | 34 | 0 |
| 3 | Leonhard, Jim (2008) | 9 | 2 | 115 | 12.8 | 45 | 0 |
| 4 | Webb, Lardarius (2014, 2009-12) | 3 | 5 | 41 | 13.7 | 36 | 0 |
| 5 | Carr, Chris (2009-11) | 3 | 3 | 34 | 11.3 | 34 | 0 |

LONGEST PUNT RETURNS

| | |
|-----|-------------------------------------|
| 88t | Jermaine Lewis at Pit., 1/20/02 - D |
| 45 | Jim Leonhard at Pit., 1/18/09 - A |
| 38 | Jermaine Lewis at Oak., 1/14/01 - A |
| 36 | Lardarius Webb at Pit., 1/15/11 - D |
| 34 | Jacoby Jones vs. Ind., 1/6/13 - WC |
| 34 | Chris Carr at NE, 1/10/10 - WC |
| 34 | Jermaine Lewis at NYG, 1/28/01 - SB |

Current Ravens in Bold

PUNT RETURN RECORDS

MOST PUNT RETURNS

Career

| | |
|----|--------------------------|
| 16 | Jermaine Lewis, 2000-01 |
| 11 | Jacoby Jones, 2014, 2012 |

Game

| | |
|---|---|
| 6 | Jim Leonhard (1/18/09 at Pit.) - A |
| 4 | Jacoby Jones (1/6/13 vs. Ind.) - WC |
| | Jermaine Lewis (12/31/00 vs. Den.) - WC |

MOST FAIR CATCHES

Career

| | |
|----|-------------------------------|
| 11 | Jermaine Lewis, 2000-01 |
| 5 | Lardarius Webb, 2014, 2009-12 |

Game

| | |
|---|---------------------------------------|
| 4 | Jermaine Lewis (1/28/01 at NYG) - SB |
| | Lardarius Webb (1/15/12 vs. Hou.) - D |
| 3 | Ed Reed (1/20/13 at NE) - A |
| | Chris Carr (1/16/10 at Ind.) - D |
| | Jermaine Lewis (1/7/01 at Ten.) - D |

MOST YARDS GAINED ON PUNT RETURNS

Career

| | |
|-----|--------------------------|
| 224 | Jermaine Lewis, 2000-01 |
| 130 | Jacoby Jones, 2014, 2012 |

Game

| | |
|----|--------------------------------------|
| 99 | Jermaine Lewis (1/20/02 at Pit.) - D |
| 65 | Jim Leonhard (1/18/09 at Pit.) - A |

LONGEST PUNT RETURN

| | |
|-----|--------------------------------------|
| 88t | Jermaine Lewis (1/20/02 at Pit.) - D |
| 45 | Jim Leonhard (1/18/09 at Pit.) - A |

HIGHEST AVERAGE

Career (min. 8 returns)

| | |
|------|-------------------------|
| 14.0 | Jermaine Lewis, 2000-01 |
| 12.8 | Jim Leonhard, 2008 |

Game (min. 3 returns)

| | |
|------|--|
| 33.0 | Jermaine Lewis (3-99, 1/20/02 at Pit.) - D |
| 19.3 | Jermaine Lewis (3-58, 1/14/01 at Oak.) - A |


MOST TOUCHDOWNS

Career

| | |
|---|-------------------------|
| 1 | Jermaine Lewis, 2000-01 |
|---|-------------------------|

Game

| | |
|---|--------------------------------------|
| 1 | Jermaine Lewis (1/20/02 at Pit.) - D |
|---|--------------------------------------|



Jermaine Lewis

POSTSEASON KICKOFF RETURN RECORDS

TOP 5 CAREER KICKOFF RETURN YARDS

| RANK | NAME (SEASONS) | NO | YDS | AVG | LG | TD |
|------|----------------------------|----|-----|------|-------|----|
| 1 | Jones, Jacoby (2014, 2012) | 25 | 627 | 25.1 | *108t | 1 |
| 2 | Lewis, Jermaine (2000-01) | 11 | 293 | 26.6 | 84t | 1 |
| 3 | Parmele, Jalen (2009-10) | 8 | 162 | 20.3 | 29 | 0 |
| 4 | Ross, Cory (2006) | 6 | 124 | 20.7 | 27 | 0 |
| 5 | Zbikowski, Tom (2008-11) | 5 | 118 | 23.6 | 31 | 0 |

KICKOFF RETURN RECORDS

MOST KICKOFF RETURNS

| Career | Game |
|-----------------------------|---------------------------------------|
| 25 Jacoby Jones, 2014, 2012 | 6 Ty Montgomery (1/6/19 vs. LAC) - WC |
| 11 Jermaine Lewis, 2000-01 | Jacoby Jones (1/10/15 at NE) - D |
| | Cory Ross (1/13/07 vs. Ind.) - D |
| | 5 Jacoby Jones (1/3/15 at Pit.) - WC |
| | Jacoby Jones (2/3/13 at SF) - SB |

MOST YARDS GAINED ON KICKOFF RETURNS

| Career | Game |
|-----------------------------|--------------------------------------|
| 627 Jacoby Jones, 2012 | 206 Jacoby Jones (2/3/13 at SF) - SB |
| 293 Jermaine Lewis, 2000-01 | 148 Jacoby Jones (1/10/15 at NE) - D |
| | 124 Cory Ross (1/13/07 vs. Ind.) - D |

* NFL Postseason Record

LONGEST KICKOFF RETURN

| |
|--|
| *108t Jacoby Jones (2/3/13 at SF) - SB |
| 84t Jermaine Lewis (1/28/01 at NYG) - SB |

HIGHEST AVERAGE

| Career (min. 5 returns) | Game (min. 2 returns) |
|-------------------------------|---|
| 26.6 Jermaine Lewis, 2000-01 | 55.5 Jermaine Lewis (1/28/01 at NYG) - SB |
| 25.1 Jacoby Jones, 2014, 2012 | 41.2 Jacoby Jones (2/3/13 at SF) - SB |
| | 30.0 Jacoby Jones (1/6/13 vs. Ind.) - WC |

MOST TOUCHDOWNS

| Career | Game |
|----------------------------|--------------------------------------|
| 1 Jacoby Jones, 2014, 2012 | 1 Jacoby Jones (2/3/13 at SF) - SB |
| Jermaine Lewis, 2000-01 | Jermaine Lewis (1/28/01 at NYG) - SB |

LONGEST KICKOFF RETURNS

| |
|---|
| *108t Jacoby Jones at SF, 2/3/13 - SB |
| 84t Jermaine Lewis at NYG, 1/28/01 - SB |
| 38 Lardarius Webb at Pit., 1/15/11 - D |
| 37 Jacoby Jones vs. Ind., 1/6/13 - WC |
| 31 Tom Zbikowski at Mia., 1/4/09 - WC |
| 30 Jacoby Jones at SF, 2/3/13 - SB |
| 30 Tom Zbikowski at NE, 1/10/10 - WC |

Current Ravens in Bold

* NFL Postseason Record

COMBINED KICK RETURN RECORDS

MOST COMBINED KICK RETURNS

| CAREER | SEASON | GAME |
|-----------------------------|-------------------------|--------------------------------------|
| 36 Jacoby Jones, 2014, 2012 | 22 Jacoby Jones, 2012 | 9 Jacoby Jones (1/10/15 at NE) - D |
| 27 Jermaine Lewis, 2000-01 | 16 Jermaine Lewis, 2000 | 8 Cory Ross (1/13/07 vs. Ind.) - D |
| | 14 Jacoby Jones, 2014 | 7 Jacoby Jones (2/3/13 at SF) - SB |
| | | Jermaine Lewis (1/20/02 at Pit.) - D |

MOST COMBINED KICK RETURN YARDAGE

| CAREER | SEASON |
|------------------------------|--------------------------|
| 757 Jacoby Jones, 2014, 2012 | 472 Jacoby Jones, 2012 |
| 517 Jermaine Lewis, 2000-01 | 311 Jermaine Lewis, 2000 |
| 162 Jalen Parmele, 2009-10 | 285 Jacoby Jones, 2014 |

| GAME |
|--|
| 234 Jacoby Jones (2/3/13 at SF) - SB |
| 181 Jermaine Lewis (1/20/02 at Pit.) - D |
| 168 Jacoby Jones (1/10/15 at NE) - D |
| 154 Cory Lewis (1/13/07 vs. Ind.) - D |
| 145 Jermaine Lewis (1/28/01 at NYG) - SB |

MOST COMBINED KICK RETURN TOUCHDOWNS

| CAREER | SEASON | GAME |
|---|-----------------------------|---|
| 2 Jermaine Lewis, 1 PR & 1 KOR, 2000-01 | 1 Jacoby Jones, 1 KOR, 2012 | 1 Jacoby Jones, 1 KOR (2/3/13 at SF) - SB |
| | Jermaine Lewis, 1 PR, 2001 | Jermaine Lewis, 1 PR (1/20/02 at Pit.) - D |
| | Jermaine Lewis, 1 KOR, 2000 | Jermaine Lewis, 1 KOR (1/28/01 at NYG) - SB |



Jacoby Jones

POSTSEASON PUNTING RECORDS

TOP 3 CAREER GROSS PUNTING

| RANK | NAME (SEASONS) | NO | YDS | AVG | TB | IN 20 | LG | NET | BK |
|------|---|----|-------|------|----|-------|----|------|----|
| 1 | Koch, Sam (2018, '14, '08-12, '06) | 86 | 3,836 | 44.6 | 10 | 26 | 64 | 36.8 | 1 |
| 2 | Richardson, Kyle (2000-01) | 45 | 1,799 | 40.0 | 4 | 15 | 66 | 33.4 | 2 |
| 3 | Zastudil, Dave (2003) | 8 | 390 | 48.8 | 0 | 0 | 56 | 40.0 | 0 |

PUNTING RECORDS

MOST PUNTS

Career

- 86 **Sam Koch, 218, 2014, 2008-12, 2006**
- 45 Kyle Richardson, 2000-01

Game

- 10 Kyle Richardson (1/28/01 at NYG) - SB
- Kyle Richardson (12/31/00 vs. Den.) - WC

LONGEST PUNT

- 66 Kyle Richardson (12/31/00 vs. Den.) - WC
- 64 **Sam Koch (1/15/12 vs. Hou.) - D**

HIGHEST GROSS PUNTING AVERAGE

Career (min. 8 punts)

- 48.8 Dave Zastudil, 2003
- 44.6 **Sam Koch, 2018, 2014, 2008-12, 2006**

Game (min. 4 punts)

- 53.8 **Sam Koch (1/15/11 at Pit.) - D**
- 50.3 **Sam Koch (1/10/15 at NE) - D**

HIGHEST NET PUNTING AVERAGE

Career (min. 8 punts)

- 40.0 Dave Zastudil, 2003
- 36.8 **Sam Koch, 2018, 2014, 2008-12, 2006**

Game (min. 4 punts)

- 44.4 **Sam Koch (1/15/12 vs. Hou.) - D**
- 43.3 **Sam Koch (1/15/11 at Pit.) - D**

MOST PUNTS INSIDE THE 20

Career

- 26 **Sam Koch, 2018, 2014, 2008-12, 2006**
- 15 Kyle Richardson, 2000-01

Game

- 6 **Sam Koch (1/12/13 at Den.) - D (2 OT)**
- 4 Kyle Richardson (1/28/01 at NYG) - SB
- Kyle Richardson (1/14/01 at Oak.) - A
- Kyle Richardson (12/31/00 vs. Den.) - WC

MOST PUNTS HAD BLOCKED

Career

- 2 Kyle Richardson, 2000-01

Game

- 2 Kyle Richardson (1/7/01 at Ten.) - D

LONGEST PUNTS

- 66 Kyle Richardson vs. Den., 12/31/00 - WC
- 64 **Sam Koch vs. Hou., 1/15/12 - D**
- 61 **Sam Koch at Pit., 1/15/11 - D**
- 60 **Sam Koch vs. Ind., 1/6/13 - WC**
- 59 **Sam Koch vs. LAC, 1/6/19 - WC**
- 59 **Sam Koch at NE, 1/20/13 - A**
- 59 **Sam Koch at Ind., 1/16/10 - D**
- 58 **Sam Koch at Den., 1/12/13 - D**
- 56 **Sam Koch at SF, 2/3/13 - SB**
- 56 Dave Zastudil vs. Ten., 1/3/04 - WC

LONGEST FIELD GOALS

- 52 **Justin Tucker at Pit., 1/3/15 - WC**
- 51 Matt Stover vs. Ind., 1/13/07 - D
- 48 Billy Cundiff vs. Hou., 1/15/12 - D
- 47 **Justin Tucker at Den., 1/12/13 - D (2OT)**
- 47 Matt Stover at NYG, 1/28/01 - SB
- 45 **Justin Tucker at Pit., 1/3/15 - WC**
- 43 Matt Stover vs. Ten., 1/3/04 - WC
- 43 Matt Stover at Ten., 1/10/09 - D
- 40 Matt Stover at Mia., 1/13/02 - WC

Current Ravens in Bold



Sam Koch

Please see "Scoring Records" on the first page of of the Postseason Records section for the Ravens' field goal and PAT records.

POSTSEASON TEAM RECORDS

WINS/LOSSES

ALL-TIME POSTSEASON RECORD

15-9

ALL-TIME POSTSEASON HOME RECORD

3-3

ALL-TIME POSTSEASON ROAD RECORD

10-6

ALL-TIME POSTSEASON NEUTRAL SITE RECORD

2-0 (Super Bowl XXXV & Super Bowl XLVII)

MOST CONSECUTIVE GAMES WON

5 2012-14, 2000-01

SCORING

MOST POINTS SCORED

38 1/12/13 at Den. - D (2OT)
34 2/3/13 at SF - SB
1/28/01 at NYG - SB

MOST POINTS ALLOWED

35 1/10/15 at NE - D; 1/12/13 at Den. - D (2OT)
31 2/3/13 at SF - SB
1/15/11 at Pit. - D

MOST POINTS SCORED, BOTH TEAMS

73 1/12/13 at Den. - D (2OT) (Bal. 38, Den. 35)
66 1/10/15 at NE - D (Bal. 31, NE 35)
65 2/3/13 at SF - SB (Bal. 34, SF 31)

FEWEST POINTS SCORED

3 1/16/10 at Ind. - D
6 1/13/07 vs. Ind. - D
10 1/20/02 at Pit. - D

FEWEST POINTS ALLOWED

3 1/13/02 at Mia. - WC
1/14/01 at Oak. - A
12/31/00 vs. Den. - WC

FEWEST POINTS SCORED, BOTH TEAMS

19 1/14/01 at Oak. - A (Bal. 16, Oak. 3)
21 1/13/07 vs. Ind. - D (Ind. 15, Bal. 6)
23 1/16/10 at Ind. - D (Ind. 20, Bal. 3)
1/10/09 at Ten. - D (Bal. 13, Ten. 10)
1/13/02 at Mia. - WC (Bal. 20, Mia. 3)

MOST POINTS OVERCOME TO WIN GAME

7 1/12/13 at Den. - D (trailed by 7, three times)
1/7/01 at Ten. - D (trailed 0-7, won 24-10)

LARGEST BLOWN LEAD TO LOSE GAME

14 1/10/15 at NE - D (led 14-0 & 28-14, lost 31-35)
1/15/11 at Pit. - D (led 21-7, lost 24-31)

MOST POINTS SCORED, EACH HALF

1ST

24 1/10/10 at NE - D

2ND

24 1/28/01 at NYG - SB

MOST POINTS SCORED, EACH QUARTER

1ST

24 1/10/10 at NE - WC

2ND

14 2/3/13 at SF - SB; 12/31/00 vs. Den. - WC

3RD

14 1/28/01 at NYG - SB

4TH

14 1/6/19 vs. LAC - WC; 1/20/13 at NE - A;
1/7/01 at Ten. - D

OT

3 1/12/13 at Den. - D (2OT)

MOST POINTS ALLOWED, EACH QUARTER

1ST

14 1/12/13 at Den. - D (2OT)

2ND

14 1/16/10 at Ind. - D

3RD

17 2/3/13 at SF - SB

4TH

11 1/6/19 vs. LAC - WC

OT

None

MOST CONSECUTIVE GAMES SCORING

24 2018, 2014, 2008-12, 2006, 2003, 2000-01

MOST TDs

5 1/12/13 at Den. - D (2OT)

FEWEST TDs

0 1/16/10 at Ind. - D
1/13/07 vs. Ind. - D

MOST TDs BY OPPONENT

5 1/10/15 at NE - D; 1/12/13 at Den. - D (2OT)

FEWEST TDs BY OPPONENT

0 5 times, last 1/6/13 vs. Ind. - WC

MOST CONSECUTIVE GAMES SCORING TDs

11 1/9/11 at KC - WC - present

MOST (1-POINT) PATs

5 1/12/13 at Den. - D (2OT)

MOST (1-POINT) PATs BY OPPONENTS

5 1/10/15 at NE - D; 1/12/13 at Den. - D (2OT)

MOST (2-POINT) PATs

None

MOST (2-POINT) PATs BY OPPONENT

1 1/6/19 vs. LAC - WC

MOST FIELD GOALS ATTEMPTED

4 1/14/01 at Oak. - A

MOST FIELD GOALS MADE

3 1/3/15 at Pit. - WC
1/9/11 at KC - WC
1/14/01 at Oak. - A

MOST FIELD GOALS ATTEMPTED BY OPPONENT

6 1/6/19 vs. LAC - WC

MOST FIELD GOALS MADE BY OPPONENT

5 1/6/19 vs. LAC - WC; 1/13/07 vs. Ind. - D

MOST SAFETIES

None

MOST SAFETIES BY OPPONENT

1 1/3/15 at Pit. - WC, 2/3/13 at SF - SB

FIRST DOWNS

MOST FIRST DOWNS

28 1/10/15 at NE - D
26 1/9/11 at KC - WC
25 1/20/13 at NE - A

FEWEST FIRST DOWNS

6 1/7/01 at Ten. - D
7 1/20/02 at Pit. - D
9 1/10/09 at Ten. - D

MOST FIRST DOWNS BY OPPONENT

30 1/12/13 at Den. - D (2OT)
29 1/10/15 at NE - D
28 1/20/13 at NE - A

FEWEST FIRST DOWNS BY OPPONENT

8 1/9/11 at KC - WC
9 1/13/02 at Mia. - WC
12/31/00 vs. Den. - WC

MOST FIRST DOWNS RUSHING

13 1/10/10 at NE - WC
12 1/13/02 at Mia. - WC
10 1/10/15 at NE - D

FEWEST FIRST DOWNS RUSHING

0 1/20/02 at Pit. - D
1 1/3/04 vs. Ten. - WC
2 1/15/12 vs. Hou. - D
1/15/11 at Pit. - D
1/16/10 at Ind. - D
1/7/01 at Ten. - D

MOST FIRST DOWNS RUSHING BY OPPONENT

11 1/20/02 at Pit. - D
1/7/01 at Ten. - D
10 1/3/04 at Ten. - D

FEWEST FIRST DOWNS RUSHING BY OPPONENT

1 1/18/09 at Pit. - A
1/13/02 at Mia. - WC
12/31/00 vs. Den. - WC

MOST FIRST DOWNS PASSING

19 1/9/11 at KC - WC
16 1/10/15 at NE - D
15 1/20/13 at NE - A

FEWEST FIRST DOWNS PASSING

3 1/10/10 at NE - WC
4 1/7/01 at Ten. - D
5 1/10/09 at Ten. - D
1/14/01 at Oak. - A

MOST FIRST DOWNS PASSING BY OPPONENT

22 1/10/15 at NE - D
19 1/20/13 at NE - A
16 1/6/13 vs. Ind. - WC
1/16/10 at Ind. - D
1/10/09 at Ten. - D

FEWEST FIRST DOWNS PASSING BY OPPONENT

2 1/9/11 at KC - WC
6 1/3/04 vs. Ten. - WC
1/13/02 at Mia. - WC
1/28/01 at NYG - SB

MOST FIRST DOWNS BY PENALTY

3 1/3/15 at Pit. - WC
1/12/13 at Den. - D (2OT)
1/9/11 at KC - WC
2 5 times, last 1/10/15 at NE - D

FEWEST FIRST DOWNS BY PENALTY

0 7 times, last 1/6/19 vs. LAC - WC

MOST FIRST DOWNS BY PENALTY BY OPPONENT

6 1/12/13 at Den. - D (2OT)
3 7 times, last 1/6/19 vs. LAC - WC

FEWEST FIRST DOWNS BY PENALTY BY OPPONENT

0 5 times, last 1/15/12 vs. Hou. - D

NET YARDS

MOST TOTAL NET YARDS (RUSHING AND PASSING)

479 1/12/13 at Den. - D (2OT)
439 1/6/13 vs. Ind. - WC
428 1/10/15 at NE - D

FEWEST TOTAL NET YARDS (RUSHING AND PASSING)

126 1/15/11 at Pit. - D
134 1/7/01 at Ten. - D
150 1/20/02 at Pit. - D

MOST TOTAL NET YARDS BY OPP. (RUSHING AND PASSING)

468 2/3/13 at SF - SB
428 1/20/13 at NE - A
422 1/10/15 at NE - D

FEWEST TOTAL NET YARDS BY OPP. (RUSHING AND PASSING)

151 1/13/02 at Mia. - WC
152 1/28/01 at NYG - SB
161 1/9/11 at KC - WC

RUSHING

MOST RUSHING ATTEMPTS

52 1/10/10 at NE - WC
50 1/13/02 at Mia. - WC
46 1/14/01 at Oak. - A

FEWEST RUSHING ATTEMPTS

11 1/20/02 at Pit. - D
16 1/3/04 vs. Ten. - WC
18 1/15/11 at Pit. - D

POSTSEASON TEAM RECORDS

MOST RUSHING ATTEMPTS BY OPPONENT

49 1/20/02 at Pit. - D
41 1/12/13 at Den. - D (2OT)
40 1/3/04 vs. Ten. - WC

FEWEST RUSHING ATTEMPTS BY OPPONENT

13 1/10/15 at NE - D
15 1/13/02 at Mia. - WC
16 1/28/01 at NYG - SB

MOST YARDS GAINED RUSHING

234 1/10/10 at NE - WC
226 1/13/02 at Mia. - WC
170 1/6/13 vs. Ind. - WC

FEWEST YARDS GAINED RUSHING

22 1/20/02 at Pit. - D
35 1/15/11 at Pit. - D
49 1/7/01 at Ten. - D

MOST YARDS GAINED RUSHING BY OPPONENT

182 2/3/13 at SF - SB
165 1/3/04 vs. Ten. - WC
154 1/20/02 at Pit. - D

FEWEST YARDS GAINED RUSHING BY OPPONENT

14 1/10/15 at NE - D
24 1/14/01 at Oak. - A
42 1/16/10 at Ind. - D
12/31/00 vs. Den. - WC

HIGHEST AVERAGE GAIN, RUSHING

5.4 1/6/13 vs. Ind. - WC, 32 for 172 yards
4.9 1/10/15 at NE - D, 28 for 136 yards
4.6 1/16/10 at Ind. - D, 19 for 87 yards
1/4/09 at Mia. - WC, 33 for 151 yards

LOWEST AVERAGE GAIN, RUSHING

1.7 1/10/09 at Ten. - D, 30 for 50 yards
1.9 1/15/11 at Pit. - D, 18 for 35 yards
2.0 1/20/02 at Pit. - D, 11 for 22 yards

HIGHEST AVERAGE GAIN, RUSHING BY OPPONENT

6.3 2/3/13 at SF - SB, 29 for 182 yards
5.7 1/9/11 at KC - WC, 19 for 108 yards
5.1 1/6/13 vs. Ind. - WC, 30 for 152 yards

LOWEST AVERAGE GAIN, RUSHING BY OPPONENT

1.1 1/10/15 at NE - D, 13 for 14 yards
1.4 1/14/01 at Oak. - A, 17 for 24 yards
1.7 1/16/10 at Ind. - D, 25 for 42 yards

MOST TDs RUSHING

4 1/10/10 at NE - WC
2 1/18/09 at Pit. - A
1/4/09 at Mia. - WC
12/31/00 vs. Den. - WC

FEWEST TDs RUSHING

0 11 times, last 1/6/19 vs. LAC - WC

MOST TDs RUSHING BY OPPONENT

2 4 times, last 2/3/13 at SF - SB
1 7 times, last 1/6/19 vs. LAC - WC

FEWEST TDs RUSHING BY OPPONENT

0 13 times, last 1/3/15 at Pit. - WC

PASSING

MOST PASSING ATTEMPTS

45 1/10/15 at NE - D
37 1/3/04 vs. Ten. - WC
1/20/02 at Pit. - D
36 1/20/13 at NE - A
1/22/12 at NE - A

FEWEST PASSING ATTEMPTS

10 1/10/10 at NE - WC
15 12/31/00 vs. Den. - WC
17 1/7/01 at Ten. - D

MOST PASSING ATTEMPTS BY OPPONENT

54 1/20/13 at NE - A; 1/6/13 vs. Ind. - WC
51 1/10/15 at NE - D
48 1/3/15 at Pit. - WC

FEWEST PASSING ATTEMPTS BY OPPONENT

18 1/9/11 at KC - WC
22 1/20/02 at Pit. - D
23 1/3/04 vs. Ten. - W

MOST PASS COMPLETIONS

28 1/10/15 at NE - D
25 1/9/11 at KC - WC
22 2/3/13 at SF - SB
1/22/12 at NE - A

FEWEST PASS COMPLETIONS

4 1/10/10 at NE - WC
5 1/7/01 at Ten. - D
9 3 times, last 1/4/09 at Mia. - WC

MOST PASS COMPLETIONS BY OPPONENT

34 1/10/15 at NE - D
33 1/3/15 at Pit. - WC
30 1/16/10 at Ind. - D

FEWEST PASS COMPLETIONS BY OPPONENT

9 1/9/11 at KC - WC
12 1/20/02 at Pit. - D
14 1/3/04 vs. Ten. - WC

MOST NET YARDS GAINED, PASSING

324 1/12/13 at Den. - D (2OT)
292 1/10/15 at NE - D
282 1/22/12 at NE - A

FEWEST NET YARDS GAINED, PASSING

34 1/10/10 at NE - WC
85 1/7/01 at Ten. - D
91 1/15/11 at Pit. - D

MOST NET YARDS GAINED, PASSING BY OPPONENT

408 1/10/15 at NE - D
320 1/20/13 at NE - A
319 1/3/15 at Pit. - WC

FEWEST NET YARDS GAINED, PASSING BY OPPONENT

53 1/9/11 at KC - WC
86 1/28/01 at NYG - SB
105 1/13/02 at Mia. - WC

MOST TIMES SACKED

7 1/6/19 vs. LAC - WC
5 1/15/12 vs. Hou. - D; 1/15/11 at Pit. - D
4 1/9/11 at KC - WC

FEWEST TIMES SACKED

0 1/10/15 at NE - D
1/10/10 at NE - WC
1/10/09 at Ten. - D
1/4/09 at Mia. - WC

MOST TIMES OPPONENTS SACKED

6 1/15/11 at Pit. - D
5 1/3/15 at Pit. - WC
12/31/00 vs. Den. - WC
4 3 times, last 1/18/09 at Pit. - A

FEWEST TIMES OPPONENTS SACKED

0 3 times, last 1/20/13 at NE - A
1 5 times, last 1/6/19 vs. LAC - WC

HIGHEST COMPLETION PERCENTAGE

73.5 1/9/11 at KC - WC, 25 of 34
66.7 2/3/13 at SF - SB, 22 of 33
1/13/02 vs. Mia. - WC, 12 of 18

HIGHEST COMPLETION PERCENTAGE BY OPPONENT

68.8 1/6/19 vs. LAC - WC (22 of 32)
1/3/15 at Pit. - WC (33 of 48)
68.2 1/16/10 at Ind. - D (30 of 44)
66.7 1/10/15 at NE - D (34 of 51)

MOST TDs PASSING

4 1/10/15 at NE - D
3 2/3/13 at SF - SB
1/20/13 at NE - A
1/12/13 at Den. - D

MOST TDs PASSING BY OPPONENT

4 1/10/15 at NE - D
3 1/12/13 at Den. - D (2OT)
2 1/15/11 at Pit. - D
1/16/10 at Ind. - D
1/10/10 at NE - WC

MOST PASSES HAD INTERCEPTED

3 1/18/09 at Pit. - A
1/20/02 at Pit. - D
2 4 times, last 1/10/15 at NE - D

MOST OPPONENT PASSES INTERCEPTED

4 1/4/09 at Mia. - WC
1/28/01 at NYG - SB
1/14/01 at Oak. - A

PUNTING

MOST PUNTS

10 1/28/01 at NYG - SB
12/31/00 vs. Den. - WC
9 1/15/12 vs. Hou. - D

FEWEST PUNTS

2 1/3/15 at Pit. - WC, 1/9/11 at KC - WC
3 2/3/13 at SF - SB
4 6 times, last 1/10/15 at NE - D

MOST PUNTS BY OPPONENT

11 1/28/01 at NYG - SB
9 12/31/00 vs. Den. - WC
7 1/18/09 at Pit. - A; 1/14/01 at Oak. - A

FEWEST PUNTS BY OPPONENT

2 1/22/12 at NE - A
3 4 times, last 1/3/15 at Pit. - WC
4 4 times, last 1/6/13 vs. Ind. - WC

HIGHEST PUNTING AVERAGE

53.8 1/15/11 at Pit. - D
50.3 1/10/15 at NE - D
49.3 1/15/12 vs. Hou. - D

LOWEST PUNTING AVERAGE

24.5 1/3/15 at Pit. - WC
27.6 1/7/01 at Ten. - D
31.0 1/9/11 at KC - WC

HIGHEST PUNTING AVERAGE BY OPPONENT

53.3 1/10/09 at Ten. - D
53.0 2/3/13 at SF - SB
51.0 1/9/11 at KC - WC
48.8 1/12/13 at Den. - D (2OT)

LOWEST PUNTING AVERAGE BY OPPONENT

35.4 1/6/19 vs. LAC - WC
35.8 1/20/13 at NE - A
37.7 1/18/09 at Pit. - A

PUNT RETURNS

MOST PUNT RETURNS

6 1/18/09 at Pit. - A
4 3 times, last 1/10/15 at NE - D
3 4 times, last 1/12/13 at Den. - D (2OT)

FEWEST PUNT RETURNS

0 4 times, last 1/6/19 vs. LAC - WC
1 1/20/13 at NE - A
1/22/12 at NE - A
1/10/09 at Ten. - D
1/7/01 at Ten. - D

MOST PUNT RETURNS BY OPPONENT

6 1/15/12 vs. Hou. - D
1/3/04 vs. Ten. - WC
5 3 times, last 1/18/09 at Pit. - A

POSTSEASON TEAM RECORDS

FEWEST PUNT RETURNS BY OPPONENT

- 0 3 times, last 1/3/15 at Pit. - WC
- 1 2/3/13 at SF - SB; 1/10/10 at NE - WC
- 2 4 times, last 1/4/09 at Mia. - WC

MOST FAIR CATCHES

- 4 3 times, last 1/20/13 at NE - A
- 3 1/16/10 at Ind. - D
- 1/7/01 at Ten. - D

MOST FAIR CATCHES BY OPPONENT

- 3 1/10/09 at Ten. - D
- 1/28/01 at NYG - SB
- 2 1/12/13 at Den. - D (2OT); 1/10/10 at NE - WC

MOST YARDS, PUNT RETURNS

- 99 1/20/02 at Pit. - D
- 65 1/18/09 at Pit. - A
- 58 1/14/01 at Oak. - A

MOST YARDS, PUNT RETURNS BY OPPONENT

- 90 1/12/13 at Den. - D (2OT)
- 70 1/3/04 vs. Ten. - WC
- 67 1/20/02 at Pit. - D

HIGHEST AVERAGE, PUNT RETURNS

- 33.0 1/20/02 at Pit. - D
- 29.0 1/10/09 at Ten. - D
- 19.3 1/14/01 at Oak. - A

HIGHEST AVERAGE, PUNT RETURNS BY OPPONENT

- 32.0 2/3/13 at SF - SB
- 30.0 1/12/13 at Den. - D (2OT)
- 28.0 1/10/10 at NE - WC

MOST TDs ON PUNT RETURNS

- 1 1/20/02 at Pit. - D

MOST TDs ON PUNT RETURNS BY OPPONENT

- 1 1/12/13 at Den. - D (2OT)

KICKOFF RETURNS

MOST KICKOFF RETURNS

- 6 6 times, last 1/6/19 vs. LAC - WC

FEWEST KICKOFF RETURNS

- 1 4 times, last 1/22/12 at NE - A
- 2 6 times, last 1/6/13 vs. Ind. - WC

MOST KICKOFF RETURNS BY OPPONENT

- 7 1/28/01 at NYG - SB
- 6 1/10/10 at NE - WC
- 5 3 times, last 1/10/15 at NE - D

FEWEST KICKOFF RETURNS BY OPPONENT

- 0 1/6/13 vs. Ind. - WC
- 1 1/16/10 at Ind. - D
- 2 1/6/19 vs. LAC - WC

MOST YARDS, KICKOFF RETURNS

- 206 2/3/13 at SF - SB
- 148 1/10/15 at NE - D
- 124 1/13/07 vs. Ind. - D

FEWEST YARDS, KICKOFF RETURNS

- 15 1/10/09 at Ten. - D
- 20 1/22/12 at NE - A
- 22 1/13/02 at Mia. - WC

MOST YARDS, KICKOFF RETURNS BY OPPONENT

- 171 1/12/13 at Den. - D (2OT); 1/28/01 at NYG - SB
- 133 1/15/12 vs. Hou. - D
- 125 1/10/15 at NE - D

FEWEST YARDS, KICKOFF RETURNS BY OPPONENT

- 0 1/6/13 vs. Ind. - WC
- 14 1/16/10 at Ind. - D
- 43 12/31/00 vs. Den. - WC

HIGHEST AVERAGE, KICKOFF RETURNS

- 55.5 1/28/01 at NYG - SB
- 41.2 2/3/13 at SF - SB
- 30.0 1/6/13 vs. Ind. - WC

LOWEST AVERAGE, KICKOFF RETURNS

- 10.7 1/20/13 at NE - A
- 11.0 1/13/02 at Mia. - WC
- 11.5 12/31/00 vs. Den. - WC

HIGHEST AVERAGE, KICKOFF RETURNS BY OPPONENT

- 42.8 1/12/13 at Den. - D (2OT)
- 39.0 1/6/19 vs. LAC - WC
- 33.7 1/22/12 at NE - A

LOWEST AVERAGE, KICKOFF RETURNS BY OPPONENT

- 0.0 1/6/13 vs. Ind. - WC
- 13.8 1/7/01 at Ten. - D
- 14.0 1/16/10 at Ind. - D

MOST TDs ON KICKOFF RETURNS

- 1 2/3/13 at SF - SB; 1/28/01 at NYG - SB

MOST TDs ON KICKOFF RETURNS BY OPPONENT

- 1 1/12/13 at Den. - D (2OT); 1/28/01 at NYG - SB

MOST TDs ON KICKOFF RETURNS, BOTH TEAMS

- *2 1/28/01 at NYG - SB, Bal. (1), NYG (1)

* Super Bowl Record

FUMBLES

MOST FUMBLES

- 4 1/6/19 vs. LAC - WC
- 3 1/15/12 vs. Hou. - D
- 1/9/11 at KC - WC
- 1/16/10 at Ind. - D
- 1/18/09 at Pit. - A

FEWEST FUMBLES

- 0 1/10/09 at Ten. - D
- 1/7/01 at Ten. - D

MOST FUMBLES BY OPPONENT

- 5 1/10/09 at Ten. - D
- 3 4 times, last 1/15/12 vs. Hou. - D

FEWEST FUMBLES BY OPPONENT

- 0 4 times, last 1/16/10 at Ind. - D

MOST FUMBLES LOST

- 2 6 times, last 1/6/19 vs. LAC - WC

FEWEST FUMBLES LOST

- 0 9 times, last 1/10/15 at NE - D

MOST FUMBLES LOST BY OPPONENT

- 2 4 times, last 1/15/11 at Pit. - D

FEWEST FUMBLES LOST BY OPPONENT

- 0 7 times, last 1/10/15 at NE - D

MOST FUMBLES RECOVERED, OWN

- 3 1/15/12 vs. Hou. - D
- 2 1/6/19 vs. LAC - WC
- 1/18/09 at Pit. - A
- 1/28/01 at NYG - SB
- 1 7 times, last 1/3/15 at Pit. - WC

MOST FUMBLES RECOVERED, OPPONENTS

- 2 1/10/09 at Ten. - D
- 1/13/02 at Mia. - WC
- 1 13 times, last 1/6/19 vs. LAC - WC

MOST TDs, OWN FUMBLES RECOVERED

None

MOST TDs, OPPONENTS FUMBLES RECOVERED

- 1 1/15/11 at Pit. - D
- Cory Redding 13-yard FR-TD

TURNOVERS

MOST TURNOVERS

- 4 4 times, last 1/16/10 at Ind. - D

FEWEST TURNOVERS

- 0 6 times, last 1/20/13 at NE - A

MOST TURNOVERS BY OPPONENT

- 5 4 times, last 1/9/11 at KC - WC

FEWEST TURNOVERS BY OPPONENT

- 1 7 times, last 1/6/19 vs. LAC - WC

MOST TURNOVERS, BOTH TEAMS

- 7 1/9/11 at KC - WC, Bal. (2), KC (5)
- 1/14/01 at Oak. - A, Bal. (2), Oak. (5)
- 6 1/10/10 at NE - WC, Bal. (2), NE (4)
- 1/4/09 at Mia. - WC, Bal. (1), Mia. (5)
- 1/13/07 vs. Ind. - D, Bal. (4), Ind. (2)

MOST TDs BY RAVENS OFF TURNOVERS

- 1 6 times, last 1/12/13 at Den. - D (2OT)
- Corey Graham 39-yard INT-TD

MOST TDs BY OPPONENT OFF TURNOVERS

- 1 1/18/09 at Pit. - A
- Troy Polamalu 40-yard INT-TD

PENALTIES

FEWEST PENALTIES

- 0 1/15/12 vs. Hou. - D
- 2 3 times, last 1/3/15 at Pit. - WC
- 3 1/10/10 at NE - WC
- 4 12/31/00 vs. Den. - WC

MOST PENALTIES

- 10 1/14/01 at Oak. - A
- 9 1/6/13 vs. Ind. - WC
- 1/20/02 at Pit. - D
- 1/28/01 at NYG - SB

FEWEST PENALTIES BY OPPONENT

- 1 1/22/12 at NE - A
- 3 1/15/12 vs. Hou. - D
- 1/13/07 vs. Ind. - D
- 4 1/20/13 at NE - A
- 1/16/10 at Ind. - D
- 1/4/09 at Mia. - WC

MOST PENALTIES BY OPPONENT

- 12 1/10/09 at Ten. - D
- 10 1/12/13 at Den. - D (2OT)
- 9 1/15/11 at Pit. - D
- 8 1/3/15 at Pit. - WC

FEWEST PENALTIES, BOTH TEAMS

- 3 1/15/12, Bal. (0) vs. Hou. (3) - D
- 7 2/3/13, Bal. (2) at SF (5) - SB
- 1/22/12, Bal. (6) at NE (1) - A
- 1/9/11, Bal. (2) at KC (5) - WC

MOST PENALTIES, BOTH TEAMS

- 20 1/10/09, Bal. (8) at Ten. (12) - D
- 18 1/12/13, Bal. (8) at Den. (10) - D (2OT)
- 15 1/15/11, Bal. (6) at Pit. (9) - D
- 1/28/01, Bal. (9) at NYG (6) - SB
- 1/14/01, Bal. (10) at Oak. (5) - A

FEWEST YARDS PENALIZED

- 0 1/15/12 vs. Hou. - D
- 14 1/3/15 at Pit. - WC
- 15 1/10/10 at NE - WC

MOST YARDS PENALIZED

- 95 1/14/01 at Oak. - A
- 74 1/15/11 at Pit. - D
- 70 3 times, last 1/6/13 vs. Ind. - WC

FEWEST YARDS OPPONENT PENALIZED

- 5 1/22/12 at NE - A
- 19 1/13/07 vs. Ind. - D
- 20 1/15/12 vs. Hou. - D

POSTSEASON TEAM RECORDS

MOST YARDS OPPONENT PENALIZED

- 114 1/3/15 at Pit. - WC
- 93 1/15/11 at Pit. - D
- 89 1/10/09 at Ten. - D

FEWEST YARDS PENALIZED, BOTH TEAMS

- 20 1/15/12, Bal. (0) vs. Hou. (20) - D
- 38 1/22/12, Bal. (33) at NE (5) - A
- 53 2/3/13, Bal. (20) at SF (33) - SB

MOST YARDS PENALIZED, BOTH TEAMS

- 167 1/15/11, Bal. (74) at Pit. (93) - D
- 143 1/12/13, Bal. (56) at Den. (87) - D (2OT)
- 131 1/14/01, Bal. (95) at Oak. (36) - A

INTERCEPTIONS

MOST INTERCEPTIONS

- 4 1/4/09 at Mia. - WC
- 1/28/01 at NYG - SB
- 1/14/01 at Oak. - A

FEWEST INTERCEPTIONS

- 0 1/6/19 vs. LAC - WC
- 1/15/11 at Pit. - D
- 1/18/09 at Pit. - A
- 1 9 times, last 1/10/15 at NE - D

MOST INTERCEPTIONS BY OPPONENT

- 3 1/18/09 at Pit. - A
- 1/20/02 at Pit. - D
- 2 1/10/15 at NE - D
- 1/16/10 at Ind. - D
- 1/13/07 vs. Ind. - D
- 1/3/04 vs. Ten. - WC

FEWEST INTERCEPTIONS BY OPPONENT

- 0 13 times, last 1/3/15 at Pit. - WC

MOST CONSECUTIVE GAMES WITH INTERCEPTIONS

- 10 12/31/00 vs. Den. - WC
- through 1/10/09 at Ten. - D

MOST CONSECUTIVE GAMES WITH INTs BY OPPONENT

- 3 1/18/09 at Pit. - A
- through 1/16/10 at Ind. - D
- 1/20/02 at Pit. - D
- through 1/13/07 vs. Ind. - D

MOST INTERCEPTION YARDS

- 108 1/4/09 at Mia. - WC (4 INTs)
- 95 1/10/10 at NE - WC (3 INTs)
- 79 1/3/04 vs. Ten. - WC (3 INTs)

MOST INTERCEPTION YARDS BY OPPONENT

- 51 1/20/02 at Pit. - D (3 INTs)
- 47 1/18/09 at Pit. - A (3 INTs)
- 19 1/22/12 at NE - A (1 INT)

MOST TDs ON INTERCEPTIONS

- 1 1/12/13 at Den. - D (2OT) (Corey Graham)
- 1/4/09 at Mia. - WC (Ed Reed)
- 1/3/04 vs. Ten. - WC (Will Demps)
- 1/28/01 at NYG - SB (Duane Starks)
- 1/7/01 at Ten. - D (Ray Lewis)

MOST TDs ON INTERCEPTIONS BY OPPONENT

- 1 1/18/09 at Pit. - A (Troy Polamalu)




On Feb. 3, 2013, Baltimore defeated San Francisco, 34-31, in Super Bowl XLVII at the Mercedes-Benz Superdome in New Orleans. The victory clinched the Ravens' second Lombardi Trophy in 17 seasons. LB Ray Lewis (above right) closed out his storied NFL career alongside longtime teammate and fellow defensive starter S Ed Reed (above left).



On Jan. 12, 2013, the Ravens traveled to Denver for a Divisional Round matchup in which they knocked off the AFC's top seed in a 38-35 double-overtime thriller. CB Corey Graham (above) picked off two QB Peyton Manning passes, one of which he returned 39 yards for a touchdown.



In the Wild Card round at New England (1/10/10), RB Ray Rice ran 83 yards for a touchdown on the opening play from scrimmage, producing the second-longest rush in NFL postseason history. Rice finished with a Ravens' postseason record 159 rushing yards, adding 2 TDs, en route to a 33-14 victory.



BRANDON WILLIAMS

M&T BANK STADIUM

M&T Bank Stadium is where NFL excitement begins any given Sunday. And that's because Baltimore Ravens home games and M&T Bank Stadium have become synonymous with winning.

Since earning their first Super Bowl title in 2000, the Ravens have posted an impressive home record of 111-41, the NFL's second-best winning percentage (.730), entering 2019.

Located at the south point of Camden Yards, M&T Bank Stadium stands as a premier NFL sports facility. Fans – proud of their Baltimore heritage – enjoy the latest technology, including stunning 4K ultra-high definition displays on the RavensVision video boards, a high-density Wi-Fi network, state-of-the-art concourse designs and new LED Sports Lights. Combined with these exclusive amenities, the game's excitement gives fans, friends and families an opportunity to enjoy the day together. With a capacity of 71,008, this impressive structure draws its distinctive design from the best of Baltimore's architecture.



Completed in 1998 at a cost of \$220 million, the stadium has 133 suites and 8,196 club seats. HOK architects designed both Oriole Park at Camden Yards and the Ravens' home. The latter was completed in less than two years and funded through a combination of proceeds generated from debt service paid by lottery proceeds, the sale of tax-exempt revenue bonds and the Ravens.

PREMIER EVENTS HELD AT M&T BANK STADIUM



- Army-Navy Football – 2000, 2007, 2014, 2016
- Maryland vs. Georgia Tech Football – 1998
- Maryland vs. Navy Football – 2005, 2010
- Morgan State Football – 1998-2000
- Navy vs. Notre Dame Football – 2002, 2006, 2008
- Maryland vs. West Virginia Football – 2013
- Navy vs. Ohio State Football – 2014
- Maryland vs. Penn State Football – 2015
- Salisbury vs. Frostburg Football – 1999
- Baltimore Bayhawks Lacrosse – 2002 Season
- ACC Lacrosse Tournaments – 2005-06
- Day of Rivals Lacrosse Classic – 2009-10
- Inside Lacrosse Faceoff Classic – 2007-13
- NCAA Lacrosse Championships – '03, '04, '07, '10, '11, '14
- Calvert Hall-Loyola & City-Poly Football
- MPSSAA* State HS FB Champ. – 2002-15
- Chelsea vs. AC Milan International Soccer – 2009

- Man City vs. Inter Milan International Soccer – 2010
- Tottenham vs. Liverpool International Soccer – 2012
- CONCACAF Gold Cup – 2013, 2015
- Dew Tour – 2007-08
- Monster Jam – 2011-13
- HFSival – 1999 (Red Hot Chili Peppers), 2005 (Foo Fighters)
- Metallica "Summer Sanitarium Tour" – 2000
- Kenny Chesney Concert – 2008
- U2 360° Tour Concert – 2011
- Jay-Z/Justin Timberlake "Legends of The Summer" – 2013
- Jay-Z & Beyonce "On The Run" – 2014
- Billy Joel in Concert – 2015
- One Direction "On The Road Again" – 2015
- Beyonce "The Formation World Tour" – 2016
- Metallica "WorldWired Tour" – 2017

* Maryland Public Secondary Schools Athletic Association

M&T BANK STADIUM

M&T BANK STADIUM ENHANCEMENTS

In 2019, the Ravens completed a three-year, approximately \$120 million self-funded investment that enhanced the fan experience at M&T Bank Stadium. Demonstrating a continued commitment to create an exceptional gameday atmosphere, the improvements included new 4K ultra-high definition video displays, escalators and elevators to the upper deck, a new sound system, upgraded kitchen facilities, a redesigned club level, updated suites and LED Sports Lights.

“Not only do these improvements keep the stadium fresh, but they enrich our gameday experience by delivering added convenience, entertainment and excitement,” Ravens president Dick Cass stated. “We constantly strive to create a ‘wow’ factor for our fans.”

The stadium, which originally cost \$220 million to build, opened in 1998. Since then, the Ravens have spent approximately \$100 million on past enhancements, including a \$45 million investment from 2013-15 to install Wi-Fi capabilities, advanced LED video displays, redesigned concession stands and upgraded concourses.

PHASE ONE

Phase One of the three-year project was completed prior to the 2017 season and was highlighted by two dramatic, 4K ultra-high definition video displays (*see photo below*), which doubled the width of the stadium’s previous standard HD boards. The boards, measuring approximately 200 feet wide and 36 feet high, equal the highest resolution and clearest picture of any stadium video display in the U.S.

The Ravens also expanded the audio/video control room and installed 4K cameras, lenses and control equipment. An investment was also made in 11 manned cameras and additional robotic cameras, which provide fans with more angles of live action, statistics and replays than ever before.

New LED ribbon displays were also installed around the seating bowl’s suite level. In total, the Ravens installed more than 28,000 square feet of video displays.

PHASES TWO & THREE

Phases Two and Three of the M&T Bank Stadium enhancements project continued following the 2018 season and continued into the spring/summer of 2019. These improvements include the following:

Escalators & Elevators:

Escalators and elevators to the 500 level were installed to improve crowd flow and ensure convenience for fans accessing seats in the stadium’s upper level. (The first escalator to the upper concourse opened in November of the 2018 season.)

“Corner Notch” Suites & Video Boards:

New suites were built into each open notch of the stadium’s upper bowl. Large 4K ultra-high definition video boards, measuring approximately 33 feet wide and 44 feet high, were installed atop each of the four suites, providing fans with additional in-game content, NFL highlights/scores, statistics and fantasy information.

Club Level:

All concessions stands and bar/lounge areas on the stadium’s club level received upgrades. These developments enhanced the area’s general design/comfort, audio/visual capabilities, quality of service and food options.

Improved Kitchen Facilities:

The stadium underwent kitchen renovations to include new equipment improving the quality of food and providing more options at concessions stands throughout the entire venue.

Sound System:

A new sound system in the seating bowl was installed just prior to the start of the 2018 NFL season.



M&T BANK STADIUM

VIDEO SCREENS, WI-FI AND NEW LED SPORTS LIGHTS

• In 2017, the Ravens made an investment to create a more immersive gameday experience for their fans. Designed and created by Prismview, a Samsung Electronics Company, the updated and enhanced RavensVision ultra-HD 4K video screens each measure 36 feet high and 201 feet wide. Each display is the equivalent of a 2,448-inch flat panel television. It would take over 1,000 40-inch flat screen TVs to equal one of these giant LED (light emitting diode) displays. Each display has extreme contrast face plastics combined with over 6 million individual LED pixels providing brilliant images in bright sunlight and during night events.

• The high definition resolution allows for some of the best graphics and game action video in the league, live game highlights from around the NFL, instant replays, scores, statistics, plus player updates and features.

• The two giant screens are made up of modular LED panels – 13 inches wide by 6.5 inches tall. Each of these premium LED modules contain 512 pixels, spaced only 10mm - 0.39" - apart. Due to the massive size of these displays, these panels were assembled from 50 sections. Each display weighs in at an amazing 76,500 pounds.

• In a historic launch of in-venue video technology, in 2017, the Ravens became the first team to have a permanently installed SkyCam. Typically reserved for the NFL's largest broadcasts, including the Super Bowl and other primetime games, SkyCam delivers its immersive and signature "Quarterback View" for every home game. Its nearly invisible support cables can withstand over 800 pounds each, while the camera system can reach speeds over 25 miles per hour.

• In addition to the main video boards, in 2018, the Ravens installed four new corner displays to add to the fan viewing experience. Each of the four LED video displays measure over 34 feet wide by 44 feet high – a bonus of over 6,081 square feet of screens.

• In cooperation with WJHW, VPC and the Ravens' production team, BeckTV, a leader in broadcast design and installation, created a leading-edge production facility for M&T Bank Stadium. The brand new control room includes state-of-the-art systems for 4K/HD replay, graphics and cameras to help produce world class programming. In addition to 11 manned cameras, the Ravens have 15 robotic cameras contributing to the gameday production.



• The 2017 addition of four LED ribbon boards on the Club Level and Suite Level fascia further elevate the in-stadium atmosphere. These dynamic displays measure a combined 2,373 feet with almost three times the pixel resolution over the previous ribbon boards, providing amazing clarity throughout the stadium. This improvement adds excitement and aims to increase fan engagement.

• With over 28,000 square feet of total display area, the RavensVision displays, corner displays and LED ribbons combine over 20 million pixels to create one of the most captivating experiences in the NFL.

• Two high definition video boards measuring 8 feet high and 30 feet wide were installed at the concourse entrances of Gates A and D in 2013. (Approximately 60 percent of fans enter Gate A for all stadium events.)

• Prior to the 2015 season, the Ravens invested \$5 million in a project to install Wi-Fi access for fans at M&T Bank Stadium. From 2015-17, the throughput capability was 2 gigabits per second (GBPS). In 2018, the stadium boasted a throughput capability of 10 GBPS, or an increase in capability that is five times greater than the previous three seasons.

• Additionally, in 2015, the Ravens installed the capability to show 360-degree replays with a newly-implemented and upgraded Intel freeD system. By using 38 cameras placed around the stadium, fans can view angles of action previously impossible to see. The Ravens were the first NFL franchise capable of providing 360-degree shots, and the technology won a Sports Emmy Award for best in Technical Achievement from Super Bowl 50.

• Lastly, in 2019, the top of the stadium was furnished with new LED Sports Lights. These lights provide more energy efficiency and the capability to instantly switch on and off. In all, Musco Sports Lighting installed 416 new light fixtures atop the stadium that produce a brighter light with less glare and the ability to create dynamic light shows.

M&T BANK STADIUM

SIGHTLINES

- Front row seating in the lower level is 6 feet above the grass playing field, high enough to eliminate any issue with obstructed views. In addition, the front row is only a short distance of 50 feet from the playing field sidelines and 20 feet from the back of the end zones.

SEATING

- With a seating capacity of 71,008, the stadium is substantially larger than its sister baseball park to the north. At 1.6 million square feet, it is nearly double Oriole Park at Camden Yards' size. ADA seating is located on every level.
- The 8,196 club seats at M&T Bank Stadium offer extra-wide comfort, plus VIP parking, access to the club lounges serving specialty foods, fully-staffed bars, concierge services and scenic views of downtown Baltimore.
- Each of the stadium's 133 suites are between 20-24 ticketed premier areas. Each features upscale lounge furniture, a private kitchen, high-definition TVs, Wi-Fi, a private restroom, VIP parking and personal catering. Many other exclusive amenities and events are also available to suite owners.

AMENITIES/DESIGN

- As part of a two-year, \$35 million investment in 2013, the Ravens enhanced the fan experience with improvements to video boards, concessions stands and all concourses.
- All 16 lower concourse concessions stands were upgraded, with these enhancements improving the speed of service, and also the freshness and quality of food, much of which is prepared directly in front of fans.
- Additional concession stand improvements included digital menu boards and full upgrades to all condiment counters. Renovations to the 24 upper concourse concessions stands were completed prior to the 2014 NFL season.
- Additionally, in 2013 and 2014, all concourses were redesigned with a "Ravenized" theme, influenced by the brick and steel look of M&T Bank Stadium's exterior and buildings on the Camden Yards complex. These features include support columns wrapped in brick, purple accent lighting and enhanced directional signage throughout each of the venue's concourses.
- Extra-wide concourses (44-64 ft.) allow easier fan movement. Eight public elevators, numerous ramps and two escalators (to club level) assist the fan traffic. Two additional escalators (to upper concourse) opened in 2018 and 2019, respectively, to provide guests with easier accessibility to the upper level of the stadium.
- There are 44 concessions stands, including 601 total points of sale, in the upper, lower and club levels with gameday fare, including Baltimore's signature favorites, such as crab cakes.
- Club level decor features a historical perspective of football in Baltimore highlighting great games, teams and players from the area's rich football history.

TRANSPORTATION AND STADIUM SITE

- Located at 1101 Russell Street, M&T Bank Stadium is surrounded on all sides by the following elevated roadways: I-95 and the Hamburg St. bridge to the north; I-95 and I-395 (plus Light Rail line) to the east; the Ostend St. bridge to the south; and the Russell St. viaduct to the west.
- Fans can easily access the stadium using mass transit. The Light Rail has a drop-off point located directly outside Gate B and the transit system has stops within walking distance.
- Parking in stadium lots is limited to permit holders, but downtown garages are available for gameday parking, just a short walk away. Parking in offsite lots can be reserved in advance with Parking Panda at www.baltimore Ravens.com/stadium/directions-parking.
- For a safe and convenient ride, fans may take advantage of two Lyft pick up zones. If exiting near Gate A, walk up Ravens Walk, cross Lee Street and meet a Lyft driver at Home Plate Plaza. If exiting near Gate D, head down Warner Street and meet a driver at the Horseshoe Casino pickup lane.
- Tailgating is welcomed in select lots at M&T Bank Stadium. For complete Tailgate Lot information, call the Ravens' Ticket Office at (410) 261-7283.



- In October 2002, after the passing of iconic QB Johnny Unitas, the Ravens erected a statue (left) of the Colts' legend outside Gate A. The piece was sculpted by local artist Frederick Kail, who was commissioned by a grassroots group that

included donations from the Steve Bisciotti family, the Art Modell family, the Baltimore Orioles and numerous others. One of the signature elements of the bronze work is the famous black high tops – John's favorite football shoe. Many Ravens fans touch the left shoe of the statue for good luck prior to every game.



- In 2014, the Ravens unveiled in this plaza area a second statue (left) – one of former LB Ray Lewis, another Baltimore icon and perhaps the greatest defender in NFL history. Original PSL season ticket holders also have the opportunity to locate

their names etched in one of two PSL Walls of Honor. These names are a tribute to the great Ravens football fans who have supported the team that has brought Baltimore and Maryland two Super Bowl Championships (2000 and 2012).

IN-GAME ENTERTAINMENT



MASCOT POE

The gameday experience at M&T Bank Stadium is designed to offer Ravens fans a festive and colorful atmosphere by providing a variety of entertainment and excitement. And it wouldn't be complete without the Ravens' fun-loving mascot, Poe. If you would like to book Poe to fly into your next function, please visit: www.baltimoreravens.com/mascots.



RAVENS CHEERLEADERS

The Ravens' cheerleading squad has 15 members on the dance team and 40 members on the stunt team. The cheerleading squad is the only NFL team with both a dance and co-ed stunt team. Cheerleaders also spend time in our community helping raise funds for charities and foundations in the Baltimore area. To schedule an appearance, visit: www.baltimoreravens.com/cheerleaders.



BALTIMORE'S MARCHING RAVENS

Over 153 musicians and crew members comprise Baltimore's Marching Ravens. John Ziemann directed the Colts' Marching Band, which evolved into the Ravens' current musical performers. BMR is deeply involved in charitable causes and raises funds to help support the Baltimore community. For information on scheduling these dynamic performers, visit: www.baltimoreravens.com/band.



LIVE RAVENS

The Ravens' live mascots, Rise and Conquer, live at the Maryland Zoo in Baltimore and can be visited by fans. Fans also have an opportunity to see the birds appear at home games and a number of different Ravens events throughout the calendar year. For more information, visit: www.baltimoreravens.com/mascots.

M&T BANK STADIUM PLAYING SURFACE



In May of 2016, the Ravens switched from artificial turf to natural grass at M&T Bank Stadium. As team president Dick Cass stated, "The players really wanted to play on grass, and that was a key consideration." Baltimore had natural grass in the stadium when it first opened in 1998, but the Ravens changed to an artificial turf from Sportex Momentum Turf for the 2003 season, and then replaced that with a newer Shaw Momentum 51 turf prior to the start of 2010. The Ravens now play on this new strain of grass, developed on a sod farm in North Carolina, that is a mixture of Bermuda and some rye. Officials believe it is more robust than what was previously played on in the stadium. The Ravens also use special artificial lights/lamps to keep grass growing where the field is shaded, particularly during the winter months.

M&T BANK STADIUM



On May 21, 2014, M&T Bank and the Baltimore Ravens announced a 10-year, \$60 million extension of their partnership, which includes the continuation of naming rights to M&T Bank Stadium and an array of community-focused programs, including a new initiative focused on helping at-risk children in Baltimore.

The partnership, which began as a 15-year agreement in 2003 and was extended through 2027, has proven to reach far beyond the stadium and into the community through a range of joint initiatives.

“M&T Bank’s partnership with the Ravens isn’t about a name on a building – it’s about combining the strengths of our two teams to build a better, stronger Baltimore,” said the late M&T Bank president and COO Mark Czarnecki.

Founded in 1856, M&T Bank Corp. is a regional financial company that provides banking, insurance, investments, mortgage and commercial services in over 750 branches and 1,800 ATMs. The bank serves customers in New York, Maryland, New Jersey, Pennsylvania, Delaware, Connecticut, Virginia, West Virginia and Washington, D.C.

“Our partnership with M&T is based on shared values and has produced impact on both companies and this community,” said Ravens owner Steve Bisciotti. “This agreement is a natural extension of our strong relationship and mutual

commitment to pursuing excellence and strengthening this region. We look forward to continuing to work with M&T and helping those in need.”

A component of the partnership was the initiative to establish a Judith P. Hoyer Early Child Care and Family Education Center (Judy Center), which provides comprehensive services to increase school readiness for at-risk children under age five and their families. The Judy Center is located at Arundel Elementary/Middle School in the Cherry Hill section of Baltimore City and is being organized through the Baltimore Community Foundation (BCF). The Ravens and M&T provided a total of \$600,000 in funding for the project.



M&T BANK HONOR ROWS

Since 2003, M&T Bank and the Baltimore Ravens have honored over 13,000 young people from a range of organizations, including Big Brothers Big Sisters of the Greater Chesapeake, recognizing their outstanding volunteer work. For each Ravens home game, 100 young people receive tickets, Honor Rows t-shirts, a pre-game on-field visit and official in-game recognition on the RavensVision HD video screens.

M&T BANK STADIUM



M&T BANK TOUCHDOWN FOR TEACHERS

The Touchdown for Teachers program recognizes local teachers for outstanding service to their schools and communities. Three finalists are chosen annually based on their involvement in the school or community, degree of positive impact and their demonstrated commitment to education. The 2019 grand prize was awarded to Rickey Solomon (below), who is a 6th-8th grade theater arts teacher at The Stadium School in Baltimore. The three finalists each received a personalized Ravens jersey and an award plaque. The runners-up were also awarded \$1,000 in grant funds, while Solomon was presented with a check for \$4,000 in grant funds and received a classroom visit from TE Hayden Hurst.



RAVENS FOUNDATION PARTNER

Since the inception of the partnership in 2003, more than \$1 million has been allocated from M&T to the Ravens Foundation, Inc. to support a range of community initiatives. Each year, M&T Bank employees volunteer to help at Ravens community events, including food drives, Habitat for Humanity builds, playground builds, back-to-school supply distributions and Earth Day clean-ups.

In June 2019, the Ravens and M&T Bank joined forces to fund and refurbish a Boys & Girls Club in Baltimore. The week-long project was aided by over 225 staff members from M&T Bank and the Ravens, including players and coaches.

PARTNERSHIP FACTS

On gameday, M&T Bank is featured on an array of interior and exterior stadium signage and branding, seen by 71,008 fans and millions more on TV. As the Ravens' official bank, M&T Bank provides banking services through nine ATMs located throughout the stadium and an M&T booth on RavensWalk. The partnership is based on shared values and reaches far beyond the stadium and into the community through a range of joint initiatives combining the strengths of the two organizations to build a better, stronger Baltimore.

THE M&T ADVANTAGE

Simply put, the Baltimore Ravens have been dominant at home since the day they arrived in Charm City. Below are the Ravens' respective home records and corresponding NFL rankings during several periods, entering 2019.

RAVENS HOME RECORDS (NFL Rankings)

| Time Period (Milestone) | Record | NFL Rank |
|--------------------------------------|----------|----------|
| Since 2010 (Past Nine Seasons) | 53-19 | 3t |
| Since 2008 (John Harbaugh Arrival) | 65-23 | 2t |
| Since 2000 (First Super Bowl Season) | 111-41 | 2 |
| Since 1998 (M&T Bank Stadium Opened) | 119-49 | 3 |
| Since 1996 (Team's Inception) | 126-57-1 | 5 |

Under John Harbaugh, the Ravens are 65-23 in games played in Baltimore, tying (GB) for the league's second-best home mark since the 2008 NFL campaign began.

NFL's BEST REGULAR SEASON HOME RECORDS (John Harbaugh Era / 2008-18)

| Rk. | Team | Record | Pct. |
|-----|-------------------------|--------------|-------------|
| 1. | New England Patriots | 76-12 | .864 |
| 2. | Baltimore Ravens | 65-23 | .739 |
| | Green Bay Packers | 64-22-2 | .739 |
| 4. | Pittsburgh Steelers | 63-25 | .716 |
| 5. | New Orleans Saints | 61-27 | .693 |



M&T BANK STADIUM: THE GOLD STANDARD



In 2013, the Ravens, in partnership with the Maryland Stadium Authority (MSA), earned a LEED-certified Gold designation for M&T Bank Stadium from the U.S. Green Building Council (USGBC). The venue then received LEED Gold re-certification in 2019.

LEED (Leadership in Energy and Environmental Design) strives to deliver energy- and water-efficient, healthy, environmentally-friendly, cost-savings buildings, homes and communities.

M&T Bank Stadium became the first existing outdoor professional sports facility in the United States – including all NFL and Major League Baseball stadiums – to receive USGBC's Gold rating. A LEED certification is recognized across the globe as the premier mark of achievement in green building.

WHAT'S THE GOOD WORD?

"I'm pleased to celebrate the LEED-certified Gold designation with our World Champions. Working together, we're meeting some of the most ambitious energy reduction goals in the nation, fostering innovation and job creation that will lead to a better, more sustainable future for our children."

- Former Maryland Governor Martin O'Malley

"The Ravens attempt to set a standard in everything they do, both on and off the field. Working hard to stay green and sustainable at M&T Bank Stadium is another example of the Ravens doing the right thing in their community at a consistently-high level."

- NFL Commissioner Roger Goodell

"In conjunction with and support from the Maryland Stadium Authority, the Ravens wanted to step forward as a leader in the stadium industry by pushing the envelope with efficiency and sustainability. Our staff, headed by Roy Sommerhof, used creative strategies that produced significant energy and maintenance efficiencies and cost savings."

- Baltimore Ravens President Dick Cass

"Achieving LEED status does more than showcase our commitment to the environment. This standard of excellence enhances the value of our stadium. For many sports and entertainment entities, sustainability is a key factor in selecting venues. This designation improves our chances to attract these events."

- Maryland Stadium Authority Chairman John Morton III

SUSTAINABILITY FACTS FOR M&T BANK STADIUM

- All construction associated with M&T Bank Stadium's \$120 million improvement project from 2017-19 was designed using LEED standards.
- The 2019 change from metal halide sports lights to LED sports lights will reduce energy consumption by 50%.
- The stadium's efficient irrigation system and adaptive vegetation reduces 30% of its potable water for outside irrigation.
- Electricity at the stadium was reduced from 15,952,984 kilowatt hours in 2005 to 10,881,579 in 2012.
- The electricity savings of 5,071,405 kilowatt hours can heat about 440 homes for a year.
- Installation of waterless urinals & water-efficient restroom fixtures saves over 3 million gallons of water per year.
- There is a 43% water reduction in the stadium with the installation of over 400 waterless urinals.
- 38% of M&T Bank Stadium staff use alternative transportation to work, contributing to the stadium's carbon footprint reduction of 123,070 metric tons of greenhouse gas emissions per year.
- 71% of regularly-occupied spaces have access to outdoor views of Baltimore.
- The stadium is 27% above the national average in energy efficiency.
- The stadium recycles 31% of its regular waste.



Ravens president Dick Cass (left) and former Maryland governor Martin O'Malley (right) accept the LEED-certified Gold designation from Jason Hartke (center) of the U.S. Green Building Council.

M&T BANK STADIUM MAP



GAMEDAY BROADCAST TEAM



Pictured above is the Ravens' 2019 radio team featuring Gerry Sandusky (right) with former Ravens OLB Jarret Johnson. Sandusky, WBAL-TV 11's sports director, delivers the play-by-play for the broadcast team, while Johnson serves as a color analyst. The duo brings a wealth of football knowledge and experience to game broadcasts on WBAL Radio 1090 AM/101.5 FM and 98Rock WIYY FM (and streamed live on baltimoreravens.com).

All Ravens games can be heard on 98Rock WIYY (97.9 FM), WBAL 1090 AM/101.5 FM, baltimoreravens.com, in the Ravens mobile app (when fans are in Baltimore) and on 28 regional affiliates (listed below). This network broadcasts each game and spans three states – Maryland, Pennsylvania and Delaware – and Washington, D.C.



Ravens preseason games are called by Sandusky, the "Voice of the Ravens," with analysis provided by former Ravens head coach and Super Bowl XXXV Champion Brian Billick and sideline reporting from CBS Sports' Evan Washburn (see right). The Emmy Award-winning preseason broadcasts and pre-game shows are produced by Ravens Productions, led by coordinating producer Matt Brevet, producer Andy Bock and director Dan Reagan. They air on WBAL-TV, WJLA (Washington, D.C.), WGAL (York/Lancaster/Harrisburg, Pa.), WFXR (Roanoke, Va.), WWCW (Roanoke, Va.), WUPV (Richmond, Va.) and WMDT (Delmarva area). Broadcasts are simulcast on all radio affiliates.

RAVENS RADIO AFFILIATES

MARYLAND

Annapolis

WNAV • 1430 AM / 99.9 FM

Baltimore

WBAL • 101.5 FM / 1090 AM

WIYY • 97.9 FM

Cambridge

WCEN • 106.3 FM / 1240 AM

Chestertown

WCTR • 106.9 FM / 96.1 FM / 1530 AM

Cumberland

WCBC • 107.1 FM

Hagerstown

WARK • 1490 AM / 98.9 FM

Rehoboth Beach/Ocean City

WGMD • 92.7 FM

Salisbury

WTGM • 960 AM

WBOC • 1240 AM

Thurmont

WTHU • 1450 AM

Westminster

WTTR • 1470 AM / 102.3 FM

PENNSYLVANIA

Williamsport

WYLC • 1050 AM

92.7 FM & 104.1 FM

York

WSBA • 910 AM/93.9 FM

DELAWARE

Newark

WWTX • 1290 AM

WASHINGTON, D.C.

WWDC • 104.7 FM

101.1's HD-2

La Nueva • 87.7 FM

(Spanish radio)



RAVENS RADIO LOCKER ROOM SHOW runs 30 minutes after each Ravens game throughout the season. This gameday wrap-up features the live post-game press conferences of head coach John Harbaugh (pictured above with play-by-play announcer Gerry Sandusky) and is followed by several player interviews.

TURN ON. TUNE IN. TEAM UP WITH **THE RAVENS**



RAVENS REPORT

PRESENTED BY



Ravens Report is the Emmy Award winning flagship program of the Baltimore Ravens that showcases life in the NFL. This magazine-style show features behind-the-scenes access to players and coaches as they prepare for each week's opponent.

**SATURDAYS 7:00 PM AND
AFTER SATURDAY NIGHT LIVE**



The Ravens Unscripted panel tackles the latest headlines and hottest topics in this weekly studio show. Each episode features a special guest, including prominent sports media, front office staff, players or other Ravens insiders.

SATURDAYS 7:30 PM



RAVENS REPORT AND RAVENS UNSCRIPTED WILL ALSO AIR ON:

WGAL (HARRISBURG, PA) • NBC SPORTS WASHINGTON • WJLA (WASHINGTON, DC) • WMDT (DELMARVA AREA) • WWCW (ROANOKE, VA) • WFXR (ROANOKE, VA)



ATTENTION CORD CUTTERS!

ORIGINAL SHOWS
BEHIND-THE-SCENES FEATURES
ON-DEMAND VIDEOS

FROM THE COMFORT
OF YOUR COUCH

Roku

BROUGHT TO YOU BY



RAVENS PRODUCTIONS

2019 NFL SCHEDULE

ALL TIMES EASTERN

WEEK 1

THURSDAY, SEPTEMBER 5

Green Bay Packers at Chicago Bears# 8:20p

SUNDAY, SEPTEMBER 8

Los Angeles Rams at Carolina Panthers 1:00p

Tennessee Titans at Cleveland Browns 1:00p

Kansas City Chiefs at Jacksonville Jaguars 1:00p

Baltimore Ravens at Miami Dolphins 1:00p

Atlanta Falcons at Minnesota Vikings 1:00p

Buffalo Bills at New York Jets 1:00p

Washington Redskins at Philadelphia Eagles 1:00p

Indianapolis Colts at Los Angeles Chargers 4:05p

Cincinnati Bengals at Seattle Seahawks 4:05p

Detroit Lions at Arizona Cardinals 4:25p

New York Giants at Dallas Cowboys 4:25p

San Francisco 49ers at Tampa Bay Buccaneers 4:25p

Pittsburgh Steelers at New England Patriots 8:20p

MONDAY, SEPTEMBER 9

Houston Texans at New Orleans Saints 7:10p

Denver Broncos at Oakland Raiders 10:20p

WEEK 2

THURSDAY, SEPTEMBER 12

Tampa Bay Buccaneers at Carolina Panthers 8:20p

SUNDAY, SEPTEMBER 15

Arizona Cardinals at Baltimore Ravens 1:00p

San Francisco 49ers at Cincinnati Bengals 1:00p

Los Angeles Chargers at Detroit Lions 1:00p

Minnesota Vikings at Green Bay Packers 1:00p

Jacksonville Jaguars at Houston Texans 1:00p

New England Patriots at Miami Dolphins 1:00p

Buffalo Bills at New York Giants 1:00p

Seattle Seahawks at Pittsburgh Steelers 1:00p

Indianapolis Colts at Tennessee Titans 1:00p

Dallas Cowboys at Washington Redskins 1:00p

Kansas City Chiefs at Oakland Raiders 4:05p

Chicago Bears at Denver Broncos 4:25p

New Orleans Saints at Los Angeles Rams 4:25p

Philadelphia Eagles at Atlanta Falcons 8:20p

MONDAY, SEPTEMBER 16

Cleveland Browns at New York Jets# 8:15p

WEEK 3

THURSDAY, SEPTEMBER 19

Tennessee Titans at Jacksonville Jaguars 8:20p

SUNDAY, SEPTEMBER 22

Cincinnati Bengals at Buffalo Bills 1:00p

Miami Dolphins at Dallas Cowboys# 1:00p

Denver Broncos at Green Bay Packers 1:00p

Atlanta Falcons at Indianapolis Colts 1:00p

Baltimore Ravens at Kansas City Chiefs 1:00p

Oakland Raiders at Minnesota Vikings 1:00p

New York Jets at New England Patriots 1:00p

Detroit Lions at Philadelphia Eagles 1:00p

Carolina Panthers at Arizona Cardinals 4:05p

New York Giants at Tampa Bay Buccaneers 4:05p

Houston Texans at Los Angeles Chargers 4:25p

New Orleans Saints at Seattle Seahawks 4:25p

Pittsburgh Steelers at San Francisco 49ers 4:25p

Los Angeles Rams at Cleveland Browns 8:20p

MONDAY, SEPTEMBER 23

Chicago Bears at Washington Redskins 8:15p

WEEK 4

(BYES: NYJ, SF)

THURSDAY, SEPTEMBER 26

Philadelphia Eagles at Green Bay Packers 8:20p

SUNDAY, SEPTEMBER 29

Tennessee Titans at Atlanta Falcons 1:00p

Cleveland Browns at Baltimore Ravens 1:00p

New England Patriots at Buffalo Bills 1:00p

Kansas City Chiefs at Detroit Lions 1:00p

Carolina Panthers at Houston Texans 1:00p

Oakland Raiders at Indianapolis Colts 1:00p

Los Angeles Chargers at Miami Dolphins# 1:00p

Washington Redskins at New York Giants 1:00p

Seattle Seahawks at Arizona Cardinals 4:05p

Tampa Bay Buccaneers at Los Angeles Rams 4:05p

Minnesota Vikings at Chicago Bears 4:25p

Jacksonville Jaguars at Denver Broncos 4:25p

Dallas Cowboys at New Orleans Saints 8:20p

MONDAY, SEPTEMBER 30

Cincinnati Bengals at Pittsburgh Steelers 8:15p

WEEK 5

(BYES: DET, MIA)

THURSDAY, OCTOBER 3

Los Angeles Rams at Seattle Seahawks 8:20p

SUNDAY, OCTOBER 6

Jacksonville Jaguars at Carolina Panthers 1:00p

Arizona Cardinals at Cincinnati Bengals 1:00p

Atlanta Falcons at Houston Texans 1:00p

Tampa Bay Buccaneers at New Orleans Saints 1:00p

Minnesota Vikings at New York Giants 1:00p

Chicago Bears at Oakland Raiders (London) 1:00p

New York Jets at Philadelphia Eagles 1:00p

Baltimore Ravens at Pittsburgh Steelers 1:00p

Buffalo Bills at Tennessee Titans# 1:00p

New England Patriots at Washington Redskins 1:00p

Denver Broncos at Los Angeles Chargers 4:05p

Green Bay Packers at Dallas Cowboys 4:25p

Indianapolis Colts at Kansas City Chiefs* 8:20p

MONDAY, OCTOBER 7

Cleveland Browns at San Francisco 49ers 8:15p

WEEK 6

(BYES: BUF, CHI, IND, OAK)

THURSDAY, OCTOBER 10

New York Giants at New England Patriots# 8:20p

SUNDAY, OCTOBER 13

Carolina Panthers at Tampa Bay Buccaneers (London) 9:30a

Cincinnati Bengals at Baltimore Ravens 1:00p

Seattle Seahawks at Cleveland Browns 1:00p

New Orleans Saints at Jacksonville Jaguars 1:00p

Houston Texans at Kansas City Chiefs 1:00p

Washington Redskins at Miami Dolphins 1:00p

Philadelphia Eagles at Minnesota Vikings 1:00p

Atlanta Falcons at Arizona Cardinals 4:05p

San Francisco 49ers at Los Angeles Rams 4:05p

Tennessee Titans at Denver Broncos 4:25p

Dallas Cowboys at New York Jets 4:25p

Pittsburgh Steelers at Los Angeles Chargers* 8:20p

MONDAY, OCTOBER 14

Detroit Lions at Green Bay Packers 8:15p

2019 NFL SCHEDULE

ALL TIMES EASTERN

WEEK 7

(BYES: CAR, CLE, TB, PIT)

THURSDAY, OCTOBER 17

Kansas City Chiefs at Denver Broncos 8:20p

SUNDAY, OCTOBER 20

Los Angeles Rams at Atlanta Falcons 1:00p

Miami Dolphins at Buffalo Bills 1:00p

Jacksonville Jaguars at Cincinnati Bengals 1:00p

Minnesota Vikings at Detroit Lions 1:00p

Oakland Raiders at Green Bay Packers# 1:00p

Houston Texans at Indianapolis Colts 1:00p

Arizona Cardinals at New York Giants 1:00p

San Francisco 49ers at Washington Redskins 1:00p

Los Angeles Chargers at Tennessee Titans 4:05p

New Orleans Saints at Chicago Bears 4:25p

Baltimore Ravens at Seattle Seahawks **4:25p**

Philadelphia Eagles at Dallas Cowboys* 8:20p

MONDAY, OCTOBER 21

New England Patriots at New York Jets 8:15p

WEEK 8

(BYES: BAL, DAL)

THURSDAY, OCTOBER 24

Washington Redskins at Minnesota Vikings 8:20p

SUNDAY, OCTOBER 27

Seattle Seahawks at Atlanta Falcons 1:00p

Philadelphia Eagles at Buffalo Bills 1:00p

Los Angeles Chargers at Chicago Bears 1:00p

New York Giants at Detroit Lions 1:00p

Oakland Raiders at Houston Texans 1:00p

New York Jets at Jacksonville Jaguars 1:00p

Cincinnati Bengals at Los Angeles Rams (London) 1:00p

Arizona Cardinals at New Orleans Saints 1:00p

Tampa Bay Buccaneers at Tennessee Titans 1:00p

Carolina Panthers at San Francisco 49ers 4:05p

Denver Broncos at Indianapolis Colts 4:25p

Cleveland Browns at New England Patriots 4:25p

Green Bay Packers at Kansas City Chiefs*# 8:20p

MONDAY, OCTOBER 28

Miami Dolphins at Pittsburgh Steelers 8:15p

WEEK 9

(BYES: ATL, CIN, NO, LAR)

THURSDAY, OCTOBER 31

San Francisco 49ers at Arizona Cardinals 8:20p

SUNDAY, NOVEMBER 3

Houston Texans at Jacksonville Jaguars (London) 9:30a

Washington Redskins at Buffalo Bills 1:00p

Tennessee Titans at Carolina Panthers 1:00p

Minnesota Vikings at Kansas City Chiefs# 1:00p

New York Jets at Miami Dolphins 1:00p

Chicago Bears at Philadelphia Eagles 1:00p

Indianapolis Colts at Pittsburgh Steelers 1:00p

Detroit Lions at Oakland Raiders 4:05p

Tampa Bay Buccaneers at Seattle Seahawks 4:05p

Cleveland Browns at Denver Broncos 4:25p

Green Bay Packers at Los Angeles Chargers 4:25p

New England Patriots at Baltimore Ravens* **8:20p**

MONDAY, NOVEMBER 4

Dallas Cowboys at New York Giants 8:15p

WEEK 10

(BYES: DEN, HOU, JAX, NE, PHI, WAS)

THURSDAY, NOVEMBER 7

Los Angeles Chargers at Oakland Raiders 8:20p

SUNDAY, NOVEMBER 10

Detroit Lions at Chicago Bears 1:00p

Baltimore Ravens at Cincinnati Bengals **1:00p**

Buffalo Bills at Cleveland Browns 1:00p

Carolina Panthers at Green Bay Packers 1:00p

Atlanta Falcons at New Orleans Saints# 1:00p

New York Giants at New York Jets 1:00p

Arizona Cardinals at Tampa Bay Buccaneers 1:00p

Kansas City Chiefs at Tennessee Titans 1:00p

Miami Dolphins at Indianapolis Colts 4:05p

Los Angeles Rams at Pittsburgh Steelers 4:25p

Minnesota Vikings at Dallas Cowboys* 8:20p

MONDAY, NOVEMBER 11

Seattle Seahawks at San Francisco 49ers 8:15p

WEEK 11

(BYES: GB, NYG, TEN, SEA)

THURSDAY, NOVEMBER 14

Pittsburgh Steelers at Cleveland Browns 8:20p

SUNDAY, NOVEMBER 17

Houston Texans at Baltimore Ravens **1:00p**

Atlanta Falcons at Carolina Panthers 1:00p

Dallas Cowboys at Detroit Lions 1:00p

Jacksonville Jaguars at Indianapolis Colts 1:00p

Buffalo Bills at Miami Dolphins 1:00p

Denver Broncos at Minnesota Vikings 1:00p

New Orleans Saints at Tampa Bay Buccaneers 1:00p

New York Jets at Washington Redskins 1:00p

Arizona Cardinals at San Francisco 49ers 4:05p

Cincinnati Bengals at Oakland Raiders 4:25p

New England Patriots at Philadelphia Eagles# 4:25p

Chicago Bears at Los Angeles Rams* 8:20p

MONDAY, NOVEMBER 18

Kansas City Chiefs at Los Angeles Chargers (Mexico) 8:15p

WEEK 12

(BYES: ARI, KC, LAC, MIN)

THURSDAY, NOVEMBER 21

Indianapolis Colts at Houston Texans 8:20p

SUNDAY, NOVEMBER 24

Tampa Bay Buccaneers at Atlanta Falcons 1:00p

Denver Broncos at Buffalo Bills 1:00p

New York Giants at Chicago Bears 1:00p

Pittsburgh Steelers at Cincinnati Bengals 1:00p

Miami Dolphins at Cleveland Browns 1:00p

Carolina Panthers at New Orleans Saints 1:00p

Oakland Raiders at New York Jets# 1:00p

Detroit Lions at Washington Redskins 1:00p

Jacksonville Jaguars at Tennessee Titans 4:05p

Dallas Cowboys at New England Patriots 4:25p

Green Bay Packers at San Francisco 49ers 4:25p

Seattle Seahawks at Philadelphia Eagles* 8:20p

MONDAY, NOVEMBER 25

Baltimore Ravens at Los Angeles Rams **8:15p**

2019 NFL SCHEDULE

ALL TIMES EASTERN

WEEK 13

THURSDAY, NOVEMBER 28

| | |
|--|--------|
| Chicago Bears at Detroit Lions..... | 12:30p |
| Buffalo Bills at Dallas Cowboys..... | 4:30p |
| New Orleans Saints at Atlanta Falcons..... | 8:20p |

SUNDAY, DECEMBER 1

| | |
|--|--------------|
| San Francisco 49ers at Baltimore Ravens#..... | 1:00p |
| Washington Redskins at Carolina Panthers..... | 1:00p |
| New York Jets at Cincinnati Bengals..... | 1:00p |
| Tennessee Titans at Indianapolis Colts..... | 1:00p |
| Tampa Bay Buccaneers at Jacksonville Jaguars..... | 1:00p |
| Oakland Raiders at Kansas City Chiefs..... | 1:00p |
| Philadelphia Eagles at Miami Dolphins..... | 1:00p |
| Green Bay Packers at New York Giants..... | 1:00p |
| Los Angeles Rams at Arizona Cardinals..... | 4:05p |
| Los Angeles Chargers at Denver Broncos..... | 4:25p |
| Cleveland Browns at Pittsburgh Steelers..... | 4:25p |
| New England Patriots at Houston Texans*..... | 8:20p |

MONDAY, DECEMBER 2

| | |
|--|-------|
| Minnesota Vikings at Seattle Seahawks..... | 8:15p |
|--|-------|

WEEK 14

THURSDAY, DECEMBER 5

| | |
|--------------------------------------|-------|
| Dallas Cowboys at Chicago Bears..... | 8:20p |
|--------------------------------------|-------|

SUNDAY, DECEMBER 8

| | |
|---|--------------|
| Carolina Panthers at Atlanta Falcons..... | 1:00p |
| Baltimore Ravens at Buffalo Bills..... | 1:00p |
| Cincinnati Bengals at Cleveland Browns#..... | 1:00p |
| Washington Redskins at Green Bay Packers..... | 1:00p |
| Denver Broncos at Houston Texans..... | 1:00p |
| Detroit Lions at Minnesota Vikings..... | 1:00p |
| San Francisco 49ers at New Orleans Saints..... | 1:00p |
| Miami Dolphins at New York Jets..... | 1:00p |
| Indianapolis Colts at Tampa Bay Buccaneers..... | 1:00p |
| Los Angeles Chargers at Jacksonville Jaguars..... | 4:05p |
| Pittsburgh Steelers at Arizona Cardinals..... | 4:25p |
| Kansas City Chiefs at New England Patriots..... | 4:25p |
| Tennessee Titans at Oakland Raiders..... | 4:25p |
| Seattle Seahawks at Los Angeles Rams*..... | 8:20p |

MONDAY, DECEMBER 9

| | |
|---|-------|
| New York Giants at Philadelphia Eagles..... | 8:15p |
|---|-------|

WEEK 15

THURSDAY, DECEMBER 12

| | |
|---|--------------|
| New York Jets at Baltimore Ravens..... | 8:20p |
|---|--------------|

SUNDAY, DECEMBER 15

| | |
|---|-------|
| Seattle Seahawks at Carolina Panthers..... | 1:00p |
| New England Patriots at Cincinnati Bengals..... | 1:00p |
| Tampa Bay Buccaneers at Detroit Lions..... | 1:00p |
| Chicago Bears at Green Bay Packers..... | 1:00p |
| Denver Broncos at Kansas City Chiefs..... | 1:00p |
| Miami Dolphins at New York Giants..... | 1:00p |
| Buffalo Bills at Pittsburgh Steelers..... | 1:00p |
| Houston Texans at Tennessee Titans..... | 1:00p |
| Philadelphia Eagles at Washington Redskins..... | 1:00p |
| Cleveland Browns at Arizona Cardinals..... | 4:05p |
| Jacksonville Jaguars at Oakland Raiders..... | 4:05p |
| Los Angeles Rams at Dallas Cowboys..... | 4:25p |
| Atlanta Falcons at San Francisco 49ers..... | 4:25p |
| Minnesota Vikings at Los Angeles Chargers*..... | 8:20p |

MONDAY, DECEMBER 16

| | |
|--|-------|
| Indianapolis Colts at New Orleans Saints#..... | 8:15p |
|--|-------|

WEEK 16

SATURDAY, DECEMBER 21

| | |
|----------|-------|
| TBD..... | 1:00p |
| TBD..... | 4:30p |
| TBD..... | 8:15p |

DATE AND TIME TBD

| | |
|---|-----|
| Detroit Lions at Denver Broncos..... | TBD |
| Oakland Raiders at Los Angeles Chargers#..... | TBD |
| Buffalo Bills at New England Patriots..... | TBD |
| Los Angeles Rams at San Francisco 49ers..... | TBD |
| Houston Texans at Tampa Bay Buccaneers..... | TBD |

SUNDAY, DECEMBER 22

| | |
|--|--------------|
| Jacksonville Jaguars at Atlanta Falcons..... | 1:00p |
| Baltimore Ravens at Cleveland Browns..... | 1:00p |
| Carolina Panthers at Indianapolis Colts..... | 1:00p |
| Cincinnati Bengals at Miami Dolphins..... | 1:00p |
| Pittsburgh Steelers at New York Jets..... | 1:00p |
| New Orleans Saints at Tennessee Titans..... | 1:00p |
| New York Giants at Washington Redskins..... | 1:00p |
| Dallas Cowboys at Philadelphia Eagles..... | 4:25p |
| Arizona Cardinals at Seattle Seahawks..... | 4:25p |
| Kansas City Chiefs at Chicago Bears*..... | 8:20p |

MONDAY, DECEMBER 23

| | |
|---|-------|
| Green Bay Packers at Minnesota Vikings..... | 8:15p |
|---|-------|

WEEK 17

SUNDAY, DECEMBER 29

| | |
|---|--------------|
| Pittsburgh Steelers at Baltimore Ravens..... | 1:00p |
| New York Jets at Buffalo Bills..... | 1:00p |
| New Orleans Saints at Carolina Panthers..... | 1:00p |
| Cleveland Browns at Cincinnati Bengals..... | 1:00p |
| Washington Redskins at Dallas Cowboys..... | 1:00p |
| Green Bay Packers at Detroit Lions..... | 1:00p |
| Tennessee Titans at Houston Texans..... | 1:00p |
| Indianapolis Colts at Jacksonville Jaguars..... | 1:00p |
| Los Angeles Chargers at Kansas City Chiefs..... | 1:00p |
| Chicago Bears at Minnesota Vikings..... | 1:00p |
| Miami Dolphins at New England Patriots..... | 1:00p |
| Philadelphia Eagles at New York Giants..... | 1:00p |
| Atlanta Falcons at Tampa Bay Buccaneers..... | 1:00p |
| Oakland Raiders at Denver Broncos..... | 4:25p |
| Arizona Cardinals at Los Angeles Rams..... | 4:25p |
| San Francisco 49ers at Seattle Seahawks..... | 4:25p |

NFL POSTSEASON

SATURDAY, JANUARY 4 / SUNDAY, JANUARY 5

AFC and NFC Wild Card Playoffs

SATURDAY, JANUARY 11 / SUNDAY, JANUARY 12

AFC and NFC Divisional Playoffs

SUNDAY, JANUARY 19

AFC and NFC Championship Games

SUNDAY, JANUARY 26

Pro Bowl in Orlando

SUNDAY, FEBRUARY 2

Super Bowl LIV in Miami (FOX)

* - Sunday night games in Weeks 5-16 subject to change

- NFL 100 Game of the Week

2019-20 IMPORTANT NFL DATES / DEADLINES



July 22: At 4:00 p.m., New York time, signing period ends for Transition Players with outstanding tenders. After this date and until 4:00 p.m., NY time, on the Tuesday following the 10th weekend of the regular season, prior club has exclusive negotiating rights.

July 22*: At 4:00 p.m., New York time, signing period ends for unrestricted free agents to whom a "May 7 Tender" was made by prior club. After this date and until 4:00 p.m., New York time, on the Tuesday following the 10th weekend of the regular season, prior club has exclusive negotiating rights.

*or the first scheduled day of the first NFL training camp, whichever is later.

Aug. 6: Deadline for players under contract to report to their clubs to earn an accrued season for free agency. If a drafted rookie has not signed with his club by this date, he cannot be traded to any other club in 2019 and may sign a player contract only with the drafting club until the day of the Draft in the 2020 League Year.

Aug. 31: Prior to 4:00 p.m., New York time, clubs must reduce rosters to a maximum of 53 players on the Active/Inactive List.

Simultaneously with the cut-down to 53, clubs that have players in the categories of Active/Physically Unable to Perform or Active/Non-Football Injury or Illness must select one of the following options: place player on Reserve/Physically Unable to Perform or Reserve/Non-Football Injury or Illness, whichever is applicable; request waivers; terminate contract; trade contract; or continue to count the player on the Active List.

Sept. 1: Upon receipt of the Personnel Notice at approximately 1:00 p.m., New York time, clubs may establish a Practice Squad of 10 players (clubs participating in the International Player Development Program may sign one additional international player to a Practice Player Contract.)

Sept. 2-7: In accordance with the Personnel (Injury) Report Policy, each club is required to file a Practice Report with the NFL Communications department by 4:00 p.m., New York time, (or as soon as possible after the completion of practice) every Wednesday, Thursday and Friday for a regular season Sunday game; Monday, Tuesday, and Wednesday for a Thursday game; Thursday, Friday, and Saturday for a Monday game; and Tuesday, Wednesday, and Thursday for a Saturday game.

Each club must also file a weekly regular season Game Status Report with the NFL Communications department by 4:00 p.m., New York time (or as soon as possible after the completion of practice) on Wednesday for a Thursday game, Friday for a Sunday game, Saturday for a Monday game, and Thursday for a Saturday game. An update must be reported if there is any change in a player's condition after the initial Game Status Report is filed. At 12:00 a.m., New York time, the Top 51 Rule expires for all NFL clubs.

Mid-Oct.: Beginning on the sixth calendar day prior to a club's seventh regular season game (including any bye week) clubs are permitted to begin practicing players on Reserve/Physically Unable to Perform and Reserve/Non-Football Injury or Illness for a period not to exceed 21 days. Players may be activated during the 21-day practice period, or prior to 4:00 p.m., New York time, on the day after the conclusion of the 21-day period, provided that no player may be activated to participate in a Week 6 game.

At any time after six weeks have elapsed since a player was placed on Reserve/Injured or Reserve/Non-Football Injury/Illness, each club is permitted to designate two players for return from either list to the club's 53-player Active/Inactive List.

A player who is "Designated For Return" must have suffered a major football-related injury or non-football-related injury or illness after reporting to training camp and passing his preseason physical examination and must have been placed on the applicable Reserve List after 4:00 p.m., New York time, on the day after the final roster reduction.

A player whom the club wishes to designate for return is permitted to return to practice for a period not to exceed 21 days. The club is required to notify the League office that the player has been "Designated For Return" on the first day the player begins to practice. The player cannot be returned to the Active/Inactive List until eight weeks have elapsed since the date he was placed on Reserve.

Oct. 15-16: Fall League Meeting, Fort Lauderdale, Florida.

Oct. 29: All trading ends for 2019 at 4:00 p.m., New York time.

Oct. 30: Players with at least four previous pension-credited seasons are subject to the waiver system for remainder of regular season and postseason.

Nov. 12: At 4:00 p.m., New York time, signing period ends for Franchise Players who are eligible to receive offer sheets.

Prior to 4:00 p.m., New York time, deadline for clubs to sign their unsigned Franchise and Transition Players, including Franchise Players who were eligible to receive offer sheets until this date. If still unsigned after this date, such players are prohibited from playing in the NFL in 2019.

Prior to 4:00 p.m., New York time, deadline for clubs to sign their unrestricted free agents to whom the "May 7 Tender" was made. If still unsigned after this date, such players are prohibited from playing in the NFL in 2019.

Prior to 4:00 p.m., New York time, deadline for clubs to sign their restricted free agents, including those to whom the "June 1 Tender" was made. If such players remain unsigned after this date, they are prohibited from playing in the NFL in 2019.

Prior to 4:00 p.m., New York time, deadline for clubs to sign their drafted rookies. If such players remain unsigned after this date, they are prohibited from playing in the NFL in 2019.

Dec. 12: League Meeting, Las Colinas, Texas.

Dec. 30: Earliest permissible date for clubs to renegotiate or extend the rookie contract of a drafted rookie who was selected in any round of the 2017 NFL Draft or any undrafted rookie signed in 2018. Any permissible renegotiated or extended player contract will not be considered a rookie contract and will not be subject to the rules that limit rookie contracts.

Option exercise period begins for Fifth-Year Option for First-Round Selections from the 2017 NFL Draft. To exercise the option, the club must give written notice to the player on or after December 30, 2019, but prior to May 5, 2020.

Jan. 5, 2020: Assistant coaches under contract to playoff clubs that have byes in Wild Card weekend may be interviewed for head coaching positions through the conclusion of the Wild Card games.

Jan. 12: Assistant coaches under contract to playoff clubs that won their Wild Card games may be interviewed for head coaching positions through the conclusion of Divisional Playoff games.

Jan. 20: Deadline for college players who are underclassmen to apply for Special Eligibility. A list of underclassmen who have been approved for entry into the 2020 College Draft will be sent to clubs on January 24.

An assistant, whose team is participating in the Super Bowl, who has previously interviewed for another club's head coach job may have a second interview with such club no later than Sunday preceding the Super Bowl.

Feb. 24-March 2: NFL Scouting Combine, Lucas Oil Stadium, Indianapolis.

Feb. 25: First day for clubs to designate Franchise or Transition Players.

March 10: Prior to 4:00 p.m., New York time, deadline for clubs to designate Franchise or Transition Players.

March 16-18: During the period beginning at 12:00 noon, New York time, on March 16 and ending at 3:59:59 p.m., NY time, on March 18, clubs are permitted to contact, and enter into contract negotiations with, the certified agents of players who will become Unrestricted Free Agents upon the expiration of 2019 Player Contracts at 4:00 p.m., NY time, on March 18.

March 18: The 2020 League Year and Free Agency period begin at 4:00 p.m., New York time. Trading period for 2020 begins at 4:00 p.m., New York time, after expiration of all 2019 contracts.

March 29-April 1: Annual League Meeting, Palm Beach, Florida.

April 6: Clubs that hired a new head coach after the end of the 2019 regular season may begin offseason workout programs.

April 17: Deadline for restricted free agents to sign offer sheets

April 20: Clubs with returning head coaches may begin offseason workouts.

April 22: Deadline for prior club to exercise right of first refusal to restricted free agents.

April 23-25: NFL Draft, Las Vegas, Nevada.

INDEX

A-I

| | | | |
|---|-----|---|-------|
| "20/20 Club" | 60 | Ed Block Courage Award Winners | 187 |
| Abato, Theresa | 72 | Edwards, Gus | 119 |
| Adeboyejo, Quincy | 87 | Rookie Runners | 119 |
| All Community Team | 83 | Ravens Set Offensive Mark | 120 |
| All-Time Coaches | 49 | Eller, Bob | 69 |
| All-Time Rankings, Defense | 404 | Elliott, DeShon | 121 |
| All-Time Rankings, Offense | 403 | Eluemunor, Jermaine | 122 |
| All-Time Results | 336 | Engram, Bobby | 33 |
| All-Time Win/Loss | 333 | Ervin, Tyler | 124 |
| Andres, Michelle | 69 | Etheridge, Brandon | 68 |
| Andrews, Mark | 88 | Extra Effort Award | 223 |
| Ravens Rookie Tight Ends | 89 | Facility, Under Armour Performance Center | 1, 80 |
| Angulo, Richard | 27 | Ferguson, Jaylon | 239 |
| Attendance, All-Time | 331 | Firsts, M&T Bank Stadium | 101 |
| Attendance Records | 335 | Firsts, Ravens Franchise | 115 |
| Averett, Anthony | 90 | Floyd, Michael | 126 |
| Azevedo, Mark | 57 | Foundation, Ravens | 83 |
| Ravens Rookie Free Agent Success | 57 | Frazier, Corey | 63 |
| Baltimore Football History | 292 | Fusee, Nick | 73 |
| Baltimore Ravens History | 292 | Game-by-Game Defense, 2018 | 268 |
| Band, Marching Ravens | 445 | Game-by-Game Offense, 2018 | 267 |
| Berning, Brandon | 58 | Game-by-Game Summaries, 2018 | 269 |
| Bethel, Justin | 92 | Goering, Jeff | 70 |
| Bischoff, Andy | 28 | Griffin III, Robert | 129 |
| Bisciotti, Steve | 6 | Harbaugh, John | 12 |
| Super Bowl Success | 7 | Ravens Under Harbaugh | 13 |
| Blackburn, David | 58 | Harbaugh Immortalized with Statue at Alma Mater | 14 |
| Board, Chris | 95 | Making His Mark | 15 |
| Bowser, Tyus | 97 | Harbaugh in the Playoffs | 16 |
| Boykin, Miles | 240 | Harbaugh Quick Hits | 16 |
| Boyle, Nick | 99 | Harbaugh Year-by-Year | 17 |
| Bozeman, Bradley | 102 | Henry Jr., Willie | 132 |
| Brigance, O.J. | 65 | Hewitt, Chris | 35 |
| Brown Jr., Orlando | 103 | Top 10 Pass Defenses | 36 |
| Brown, Marquise | 238 | Turnovers At Home | 36 |
| Brown, Randy | 29 | Hill, Justice | 241 |
| Byrne, Kevin | 66 | Honor Roll, 2018 | 258 |
| Canady, Maurice | 105 | Honor Rows | 446 |
| Carr, Brandon | 107 | Honors, Ravens, All-Time | 313 |
| Carr Is The Iron Horse: Consecutive Games Started | 110 | Honors, Ravens, 2018 | 266 |
| Cass, Dick | 8 | Hortiz, Joe | 54 |
| Cheerleaders | 445 | Ravens Numbers To Rave About | 54 |
| Clark, Chuck | 112 | Horton, Chris | 22 |
| Cleary, Joey | 59 | How the 2018 Ravens Were Built | 265 |
| Coaches, All-Time | 49 | Humphrey, Marlon | 134 |
| Coaching Tree | 49 | No. 1 Defense | 135 |
| Support Staff | 48 | Hurst, Hayden | 137 |
| Cohen, Scott | 47 | Draft, First-Round Finds | 138 |
| Coller, Jim | 72 | Hurst, James | 139 |
| Comeback Victories | 154 | Important Dates, NFL, 2019-20 | 455 |
| Community | 83 | Individual Records | 406 |
| Cox, Morgan | 114 | Combined Kick Returns | 418 |
| Cullen, Joe | 30 | Combined Yards Gained | 414 |
| A Disruptive Defense | 31 | Field Goals, Longest | 419 |
| Culley, David | 20 | Fumbles | 416 |
| Snead IV Leads Ravens Wideouts | 21 | Interceptions | 415 |
| D'Alessandris, Joe | 32 | Kickoff Returns | 418 |
| DeCosta, Eric | 9 | Passing | 410 |
| DeCosta's Ravens Journey | 9 | Punt Returns | 417 |
| Success Across the Board | 11 | Punting | 419 |
| Defensive Numbers To Rave About, 2018 | 221 | Receiving | 412 |
| Defensive TDs, All-Time | 409 | Rushing | 413 |
| Dixon, Kenneth | 117 | Sacks | 416 |
| Downs, Brad | 72 | Scoring | 406 |
| Draft Choices, 2019 | 237 | Scrimmage Yards | 414 |
| All-Time | 327 | Service | 406 |
| College | 330 | Tackles | 416 |
| Undrafted Gems | 189 | Ingram II, Mark | 141 |
| Dubé, Jon | 67 | INT Returns for TDs, All-Time | 261 |

INDEX

J-P

| | | | |
|--|----------|---|-----|
| Jackson, Bennett | 145 | Ozzie Newsome Career Snapshot | 50 |
| Jackson, Lamar | 146 | Newsome's First-Round Picks | 51 |
| Rookie QB Wins | 147 | Top Ravens Honors Under Newsome | 52 |
| QB Rushing TDs | 147 | Newsome, Vincent | 56 |
| Jankowski, Bill | 73 | Super Bowls Since 2000 | 56 |
| Jean-Baptiste, Stanley | 150 | NFL Important Dates, 2019-20 | 455 |
| Jefferson, Tony | 151 | NFL Rankings, 2018 | 286 |
| DB TFL Rankings | 152 | NFL Schedule, 2019 | 452 |
| Johnny Unitas Statue | 444 | NFL Standings, 2018 | 287 |
| Jones, Cyrus | 155 | O'Brien, Jay | 74 |
| Punt Return Average Rankings | 156 | Ogden, Jonathan (Ravens Legend & Hall of Famer) | 307 |
| Jones, Dwaune | 59 | Onwuasor, Patrick | 179 |
| Judon, Matthew | 158 | Opponents, Ravens vs. NFL | 342 |
| Ravens Sack Leaders | 159 | Opponents, Single-Game Bests | 427 |
| Koch, Sam | 161 | Overtime Games, All-Time | 333 |
| Punts Inside the 20 | 161, 165 | Parsons, Dan | 47 |
| Kokinis, George | 55 | Pierce, Michael | 182 |
| Ravens: A History Of Draft Wizardry | 55 | Players, 2019 | 87 |
| Koppelman, Baker | 70 | Draft Choices | 237 |
| Lasley, Jordan | 166 | First-Year Players | 247 |
| LEED Environmental Award | 448 | Undrafted Rookie Free Agents | 249 |
| Levine Sr., Anthony | 167 | Veterans | 87 |
| Lewis, Alex | 171 | Player Honors, 2018 | 266 |
| Lewis, Ray (Ravens Legend & Hall of Famer) | 308 | Player Honors, All-Time | 313 |
| Lewis, Ray (Statue) | 444 | Player Participation, 2018 | 262 |
| Lucas, Sterling | 37 | Player Personnel Staff | 63 |
| Onwuasor Among Ravens Tackle Leaders | 37 | Postseason Individual Records | 428 |
| M&T Bank Stadium | 441 | Combined Kick Returns | 435 |
| Amenities | 444 | Combined Yards Gained | 432 |
| Coldest Home Games | 341 | Fumbles | 433 |
| Enhancements | 442 | Interceptions | 433 |
| Entertainment | 445 | Kickoff Returns | 435 |
| Events | 441 | Passing | 429 |
| History | 441 | Punt Returns | 434 |
| Johnny Unitas Statue | 444 | Punting | 436 |
| M&T Bank/Ravens Partnership | 447 | Receiving | 430 |
| Playing Surface | 445 | Rushing | 431 |
| RavensVision Video Screens/WiFi | 443 | Sacks | 433 |
| Ray Lewis Statue | 444 | Scoring | 428 |
| Seating | 444 | Scrimmage Yards | 432 |
| Seating Chart | 449 | Service | 428 |
| Tailgating | 444 | Tackles | 433 |
| The M&T Advantage | 447 | Postseason Road Records | 123 |
| Transportation | 444 | Postseason Team Records | 437 |
| Macdonald, Mike | 38 | First Downs | 437 |
| Mack, Daylon | 244 | Fumbles | 439 |
| Man of the Year, Ravens | 316 | Interceptions | 440 |
| Marshall, Iman | 243 | Kickoff Returns | 439 |
| Martindale, Don | 23 | Net Yards | 437 |
| Ravens "D" Under Harbaugh | 24 | Passing | 438 |
| Mascot | 445 | Penalties | 439 |
| Matteo, Nick | 63 | Punt Returns | 438 |
| McClain, Jameel | 63 | Punting | 438 |
| McDonald, David | 64 | Rushing | 437 |
| McLaughlin, Megan | 47 | Scoring | 437 |
| McPhee, Pernell | 173 | Turnovers | 439 |
| McSorley, Trace | 245 | Wins/Losses | 437 |
| Mearman, Elizabeth | 73 | Postseason Win Percentage | 123 |
| Medical Team | 82 | Powers, Ben | 242 |
| Medlin, Ron | 67 | Preseason Results, All-Time | 334 |
| Minter, Jesse | 39 | Primetime Ravens | 332 |
| Moore, Chris | 176 | Pro Bowl Ravens, 2018 | 258 |
| Moriarty, Pat | 53 | Pro Bowl Ravens, All-Time | 315 |
| Newsome, Ozzie | 50 | Pronunciation Guide | 172 |

INDEX

R-Z

| | | | |
|--|--------|--|-----|
| Radio Affiliates | 450 | Super Bowl XLVII | 289 |
| Rankings, Ravens, All-Time | 403 | Team Records | 420 |
| Rankings, Ravens Year-by-Year Totals | 405 | Defeats | 420 |
| Defensive Dominance | 405 | First Downs | 421 |
| Rankings, Top 2018 Ravens | 286 | Fumbles | 425 |
| Raphael, Andrew | 60 | Interceptions | 425 |
| The 20/20 Club | 60 | Kickoff Returns | 424 |
| Baltimore Ravens Personnel Staff Photo | 60 | Net Yards | 422 |
| Ravens Foundation, Inc. | 83 | Passing | 423 |
| Ravens History | 292 | Penalties | 426 |
| Ravens Radio Network/Affiliates | 450 | Punt Returns | 424 |
| Ray Lewis Statue | 444 | Punting | 424 |
| Ray, Shane | 185 | Rushing | 422 |
| Records, Individual | 406 | Scoring | 420 |
| Records, Opponents (Single-Game) | 427 | Turnovers | 426 |
| Records, Team | 420 | Victories | 420 |
| Reed, Ed (Ravens Legend & Hall of Famer) | 5, 310 | Television Programming | 451 |
| Results, All-Time | 336 | Thomas III, Earl | 207 |
| Ricard, Patrick | 188 | Thomas, Matthew | 211 |
| Ring of Honor | 316 | Top 10 Offensive/Defensive Games | 169 |
| Roberts, Seth | 190 | Touchdown For Teachers | 447 |
| Rochlitz, Kevin | 71 | Trades, All-Time | 312 |
| Roman, Greg | 25 | Tucker, Justin | 212 |
| Ravens Set Offensive Mark | 26 | Six Seasons With 30 FGs | 213 |
| Roster, All-Time | 317 | Tucker's No. 1 All Time | 214 |
| Rosters, 2019 | 255 | Tucker's Game-Winners | 214 |
| Sanders, Darren | 74 | Turner, De'Lance | 218 |
| Saunders, Steve | 40 | Turnover Table 2000-18 | 233 |
| Schedule & Team Information, 2019 | 1 | Under Armour Performance Center | 80 |
| Schedule, NFL, 2019 | 452 | Unitas, Johnny (Statue) | 444 |
| Scoring, All-Time | 407 | Unsung Hero Award | 128 |
| Scott, Jaleel | 193 | Urban, James | 41 |
| Season Trends, 2018 | 258 | Jackson's Starting Debut | 42 |
| Seating Chart, M&T Bank Stadium | 449 | Action Jackson | 42 |
| Senat, Greg | 194 | Vega, Bobby | 61 |
| Sheridan, William | 68 | Ver Steeg, Craig | 43 |
| Shutouts, All-Time | 331 | Watson, Anthony | 40 |
| Sieler, Zach | 195 | Weidl, Kevin | 61 |
| Skura, Matt | 197 | Weiss, Matt | 44 |
| Smith, Jimmy | 199 | Weist, T.J. | 45 |
| Snead IV, Willie | 203 | Wilkins, Drew | 46 |
| Snyder, Sarah | 64 | Williams, Brandon | 219 |
| Sommerhof, Roy | 71 | 2018 Defensive Numbers To Rave About | 221 |
| Special Teams: Seven Straight in The Top 6 | 96 | Williams Anchors Run "D" | 221 |
| Stadium | 441 | Williams, Darrell | 223 |
| Staff Directory | 3 | Williams, Patrick | 63 |
| Staff Photos | 75 | Williams, Tim | 224 |
| Stanley, Ronnie | 205 | Wormley, Chris | 226 |
| Starters, Game-by-Game, 2018 | 264 | Yanda, Marshal | 228 |
| Statistics, Cumulative, 1996-2017 | 349 | Most Pro Bowls: Active Offensive Linemen | 229 |
| Statistics, Defensive/Special Teams, 2018 | 258 | Standing Guard: Pro Bowls & Games Played | 229 |
| Statistics, Postseason, 2018 | 259 | Young, Kenny | 232 |
| Statistics, Preseason, 2018 | 260 | Young, Lonnie | 62 |
| Statistics, Regular Season, 2018 | 257 | Matthew Judon: A D-II Discovery | 62 |
| Steele, Chad | 74 | Young, Tavon | 234 |
| Super Bowl XXXV | 291 | 2018 NFL Defensive TDs | 235 |



JUSTIN, SCOTT & SPIEGEL
WEEKDAYS 5-10AM

WBAL

NEWSRADIO

1090 AM / 101.5 FM

EXPECT MORE



is important.

Show your Ravens pride with EZChoice Checking.



When you open an EZChoice Checking account at M&T Bank, you'll be free from a monthly maintenance fee¹ and free from a minimum balance requirement. And the best part? You can get it with the exclusive Ravens Debit Card. So you'll be free to show off your purple pride anytime, anywhere. Plus, it comes with access to special offers, like discounts² at the Ravens Team Store. Rush in to any M&T Bank branch today.

mtb.com/ravens

M&T Bank
Official Bank of the Baltimore Ravens

¹Other transaction and service fees, including insufficient funds (NSF) and overdraft fees, may apply to this account.

²Receive 10% discount on regular-priced merchandise. Discount is valid for in-store purchases only. Additional restrictions may apply.

Visa® is a registered trademark of Visa International Service Association.

Unless otherwise specified, all advertised offers and terms and conditions of accounts and services are subject to change at any time without notice. After an account is opened or service begins, it is subject to its features, conditions and terms, which are subject to change at any time in accordance with applicable laws and agreements. Please contact an M&T representative for full details.

©2019 M&T Bank. Member FDIC. 21160 (5/19)