



BALTIMORE RAVENS GAME RELEASE

UNDER ARMOUR PERFORMANCE CENTER | 1 WINNING DRIVE | OWINGS MILLS, MD

PH: 410-701-4000 | BALTIMORERAVENS.COM | TWITTER: @RAVENS

WORLD CHAMPIONS: SUPER BOWL XXXV (2000) & SUPER BOWL XLVII (2012)



BALTIMORE RAVENS AT HOUSTON TEXANS



[1-0] NFL WEEK 2 – SEPT. 20, 2020 [0-1]
4:25 P.M. ET – NRG STADIUM (72,220)

QUICK HITS

- The Baltimore Ravens (1-0) play their first road game of the 2020 campaign when they face the Texans (0-1) in an AFC showdown at NRG Stadium (4:25 p.m. ET). Last Sunday, Baltimore defeated the visiting Browns, 38-6, after the Texans opened the NFL season at Kansas City on Thursday night with a 34-20 loss.
- In the win over Cleveland, **QB Lamar Jackson** completed 20-of-25 (80%) passes for 275 yards and 3 TDs, producing a 152.1 passer rating. **WR Marquise Brown** produced his second-career regular season 100-yard receiving game (101 on 5 catches), while **TE Mark Andrews** registered 2 TD catches, finishing with 5 receptions for 58 yards. Additionally, rookie **RB J.K. Dobbins** posted 2 rushing scores. Baltimore's defense limited Cleveland to 0-for-3 on fourth down and 3-of-12 (25%) on third down.
- Baltimore leads the regular season series with Houston, 8-2. Under head coach **John Harbaugh**, the Ravens are 7-2 overall (1-0 playoffs).
- The Ravens last played Houston in 2019, winning 41-7 in Baltimore. During that game, the Ravens racked up 491 yards of offense, including 263 on the ground. Baltimore was led by **QB Lamar Jackson**, who threw 4 TDs and produced a 139.2 rating. Baltimore's defense was superb, registering a season-high 7 sacks and 2 takeaways (1 FR & 1 INT), while limiting the Texans' attack to a season-low 232 yards.
- Dating back to 2019, the Ravens have won 13-straight regular season games. Not since Carolina (18-straight during the 2014-15 seasons) has an NFL team won as many regular season games in a row.

WEEKLY SCHEDULE

- Wed. Sept. 16:** 11:15 a.m. Zoom Pressers: Coach Harbaugh & Players
1:10 p.m. Practice / Media Viewing
- Thur. Sept. 17:** 11:15 a.m. Zoom Pressers: Three Coordinators & Player
1:10 p.m. Practice / Media Viewing
- Fri. Sept. 18:** 11:05 a.m. Practice / Media Viewing
12:50 p.m. Zoom Pressers: Coach Harbaugh & Player

WEDNESDAY CONFERENCE CALLS

John Harbaugh at 11:45 a.m. ET & Bill O'Brien at 10:35 a.m. ET

CALLING THE ACTION

- Television: CBS – WJZ Ch. 13 (Baltimore)**
- Kevin Harlan (PBP) - Trent Green (analyst) - Melanie Collins (reporter)
- Ken Mack (producer) - Suzanne Smith (director)
- Local Radio: WBAL (1090 AM/101.5 FM) & 98 Rock (97.9 FM)**
- Gerry Sandusky (PBP) - Femi Ayanbadejo (analyst)
- Spanish Radio: WDCN La Nueva 87.7 FM (Washington, D.C.)**
- David Andrade (PBP) - Gustavo Salazar (analyst)

COACH HARBAUGH SAYS

JOHN HARBAUGH ON THE RAVENS ADJUSTING TO A UNIQUE GAMEDAY SETTING:

"I felt like we handled the situation well. It was just a different kind of situation. We hadn't played yet without fans; I felt the difference. It was a little bit off-putting, in a way, and we had to deal with that and try to find a way to make sure we manufactured our energy throughout all of that. That's just different for us to deal with. We handled the situation well. Now, we have our feet in the ground. We understand what it is, and where we're at and where we're going. Hopefully, we have the chance to accelerate a little bit and improve as a football team."

INJURY UPDATE

Starting **LT Ronnie Stanley** (ankle) left the Browns game and did not return. **RB Justice Hill** (thigh), **DT Justin Madubuike** (knee) and **WR Chris Moore** (broken finger) were all inactive in Week 1.

NOTE THE QUOTE

DE CALAIS CAMPBELL ON QB LAMAR JACKSON:

"The guy is special. What he does out there, I've never seen it before. The way he moves with the ball in his hand, and then while he's moving, running full speed in a different direction, throws the ball on a tight rope and puts it right on the money – it's just like, 'Wow!' You don't really see that too often. I'm excited for him, because he's only getting better; he's getting wiser. Every rep he takes, he's becoming more polished."

WHAT'S GOING ON?

Week 1 vs. Browns:
20-of-25 Passing, 275 Yards, 3 TDs, 152.1 Rating
45 Yards Rushing (6.4 avg.)

- X 20-3 Regular Season Record as a Starter**
(Most Wins by a QB Since Jackson's First Start in Week 11 of 2018)
- X 39 Passing TDs**
(NFL's Most Since 2019)
- X 115.8 Passer Rating**
(NFL's Best Since 2019)

MOST GAMES W/ 3+ TD PASSES
(Since 2019)

1. Lamar Jackson (Bal.) 9
2. Drew Brees (NO) 7
3. Patrick Mahomes (KC) 6
Dak Prescott (Dal.) 6
5. Matthew Stafford (Det.) 5
Mitchell Trubisky (Chi.) 5
Deshaun Watson (Hou.) 5
Jameis Winston (NO) 5



RAVENS INFORMATION

2020 SCHEDULE / RESULTS

Date	Opponent	Time / Result
Sun. Sept. 13	Cleveland Browns	W, 38-6
Sun. Sept. 20	at Houston Texans	4:25 p.m.
Mon. Sept. 28	Kansas City Chiefs	8:15 p.m. (ESPN)
Sun. Oct. 4	at Washington Redskins	1 p.m.
Sun. Oct. 11*	Cincinnati Bengals	1 p.m.
Sun. Oct. 18*	at Philadelphia Eagles	1 p.m.
Sun. Oct. 25*	Pittsburgh Steelers	1 p.m.
Sun. Nov. 1	Bye Week	
Sun. Nov. 8*	at Indianapolis Colts	1 p.m.
Sun. Nov. 15*	at New England Patriots	8:20 p.m. (NBC)
Sun. Nov. 22*	Tennessee Titans	1 p.m.
Thurs. Nov. 26	at Pittsburgh Steelers	8:20 p.m. (NBC)
Thurs. Dec. 3	Dallas Cowboys	8:20 p.m. (FOX/NFLN)
Mon. Dec. 14	at Cleveland Browns	8:15 p.m. (ESPN)
Sun. Dec. 20*	Jacksonville Jaguars	1 p.m.
Sun. Dec. 27*	New York Giants	1 p.m.
Sun. Jan. 3*	at Cincinnati Bengals	1 p.m.

* Flexible Scheduling Games All Times Eastern

NUMBERS TO RAVE ABOUT

1 – Quarterback in NFL history (**QB Lamar Jackson**) to produce at least three games with 3-plus TD passes & a 150-plus passer rating during his first three seasons.

2 – Rushing TDs by rookie second-round draft pick **RB J.K. Dobbins** in Week 1's win vs. Cleveland. He is one of 12 rookies in league history to post 2 rushing TDs in a Week 1 debut, also becoming the only Ravens rookie to do so.

8 – Tackles (a team high), including 1 sack and 1 FF, by first-round draft pick rookie **LB Patrick Queen** last Sunday vs. Cleveland. Queen (21 years, 1 month) became the second-youngest Raven ever to start a game. Only RB Jamal Lewis (21 years, 18 days) was younger, doing so in 2000.

12 – An NFL-high receiving TDs by **TE Mark Andrews** since the 2019 season began. The Pro Bowler posted 10 last year and 2 in last week's win vs. Cleveland.

NOTE OF THE WEEK

The Ravens have won 13-consecutive regular season games (dating back to 2019). Not since Carolina (18-straight during the 2014-15 seasons) has an NFL team won as many regular season games in a row. Below are the NFL's active regular season winning streaks, which date back to last season.

ACTIVE REGULAR SEASON WINNING STREAKS (Since 2019)

Rk.	Team	Consecutive Reg. Season Wins
1.	Baltimore Ravens	13
2.	Kansas City Chiefs	7
3.	Green Bay Packers	6
4.	New Orleans Saints	4

2020 KEY ADDITIONS & LOSSES

Key Veteran Additions

2019 GP/GS

DT Calais Campbell – Trd. (Jax.) (one-year extension) . . . 16/16

• A five-time Pro Bowler, he has recorded 11-straight seasons with at least 5 sacks, the longest active streak in the NFL.

• Since 2008, Campbell's 151 TFL rank No. 2 in the NFL, trailing only J.J. Watt (158).

• During his 13-year career, he has played in 187 games (169 starts), which both rank as the most among active NFL D-linemen.

DE Derek Wolfe – UFA (Den.) (one-year contract) 12/12

• Wolfe owns 302 tackles, 33 sacks, 15 PD, 1 INT, 1 FF and 2 FRs in nine NFL seasons.

• In 2019, he posted a career-best 7 sacks, to go along with 34 tackles (22 solo), 1 PD and 1 FF in 12 games for Denver.

G D.J. Fluker – UFA (Sea.) (one-year contract) 14/14

• Entering his eighth NFL season, Fluker has appeared in 93 games (88 starts) on the offensive line for the Chargers (2013-16), Giants (2017), Seahawks (2018-19) and Ravens (2020).

Key Free Agents Retained

OLB Matthew Judon – UFA (franchise tag) 16/16

OLB Pernell McPhee – UFA (one-year contract) 7/7

CB Jimmy Smith – UFA (one-year contract) 9/5

DE Jihad Ward – UFA (one-year contract) 14/0

Key Players Lost

ILB Josh Bynes – UFA (Cin.) 12/7

DB Brandon Carr – Option not picked up (Dal.) 16/16

TE Hayden Hurst – Traded (Atl.) 16/4

ILB Patrick Onwuasor – UFA (NYJ) 14/6

NT Michael Pierce – UFA (Min.) 14/14

S Earl Thomas III – Released (FA) 15/15

DE Chris Wormley – Traded (Pit.) 16/7

G Marshal Yanda – Retired 15/15

2020 DRAFT CLASS

Rd.	Pick	Name	Pos.	Ht.	Wt.	College
1	28	Patrick Queen*	ILB	6-0	232	LSU
2	55	J.K. Dobbins^	RB	5-10	212	Ohio State
3a	71	Justin Madubuike	DT	6-3	300	Texas A&M
3b	92	Devin Duvernay	WR	5-11	200	Texas
3c	98	Malik Harrison*	ILB	6-3	247	Ohio State
3d	106	Tyre Phillips*	G/T	6-5	330	Mississippi St.
4	143	Ben Bredeson	G	6-5	315	Michigan
5	170	Broderick Washington	DT	6-2	305	Texas Tech
6	201	James Proche II	WR	5-11	201	SMU
7	219	Geno Stone	S	5-11	207	Iowa

* started Week 1 vs. Cle. ^ 2 rushing TDs Week 1 vs. Cle.

2020 AFC NORTH STANDINGS

Team	W	L	T	Home	Road	Div.	Con.	PF	PA	Strk.
Baltimore	1	0	0	1-0	0-0	1-0	1-0	38	6	W1
Pittsburgh	1	0	0	0-0	1-0	0-0	1-0	26	16	W1
Cincinnati	0	1	0	0-1	0-0	0-0	0-1	13	16	L1
Cleveland	0	1	0	0-0	0-1	0-1	0-1	6	38	L1

RAVENS / TEXANS INFORMATION

2020 NFL RANKINGS

OFFENSE

Category	--Ravens--		--Texans--	
	Stats	Rank	Stats	Rank
Total Offense	377.0	12t	360.0	19
Rush Offense	107.0	19t	118.0	18
Pass Offense	270.0	7	242.0	15
Points Per Game	38.0	2t	20.0	19
3rd-Down Off. %	54.5	1t	40.0	17
4th-Down Off. %	0.0	25t	100.0	1t
Red Zone Off. (TD%)	83.3	7	100.0	1t

DEFENSE

Category	--Ravens--		--Texans--	
	Stats	Rank	Stats	Rank
Total Defense	306.0	9	369.0	18
Rush Defense	138.0	23t	166.0	30
Pass Defense	168.0	4	203.0	9
Points Per Game	6.0	1	34.0	26t
3rd-Down Def. %	25.0	3t	53.8	28t
4th-Down Def. %	0.0	9t	100.0	23t
Red Zone Def. (TD%)	100.0	27t	60.0	16

TEAM

Category	--Ravens--		--Texans--	
	Stats	Rank	Stats	Rank
Turnover Ratio	+2	3t	-1	19t
Penalties	7	23t	5	8t
Penalty Yards	66	23	37	9t

RAVENS-TEXANS SERIES HISTORY

- **Regular Season:** Ravens lead series, 8-2.
- **Postseason:** Ravens lead, 1-0.
- **Under John Harbaugh:** Ravens are 7-2 (1-0 playoffs).

Date	Location	Result	Attendance
12/15/02	Houston	Ravens, 23-19	70,108
12/04/05	Baltimore	Ravens, 16-15	69,909
11/09/08	Houston	Ravens, 41-13	70,552
12/13/10	Houston	Ravens, 34-28 (OT)	71,413
10/16/11	Baltimore	Ravens, 29-14	71,154
01/15/12*	Baltimore	Ravens, 20-13	71,547
10/21/12	Houston	Texans, 43-13	71,708
09/22/13	Baltimore	Ravens, 30-9	71,168
12/21/14	Houston	Texans, 25-13	71,771
11/27/17	Baltimore	Ravens, 23-16	70,357
11/17/19	Baltimore	Ravens, 41-7	70,731

* Divisional Playoff

SEPTEMBER SUCCESS

Under John Harbaugh (since 2008), Baltimore is 28-14 at in the month of September, ranking as the NFL's second-best mark.

NFL'S BEST RECORDS IN SEPTEMBER (John Harbaugh Era / Since 2008)

Rk.	Team	Record	Pct.
1.	New England Patriots	31-11	.738
2.	Baltimore Ravens	28-14	.667
3.	Green Bay Packers	28-14-1	.663

2020 RAVENS / TEXANS LEADERS

PASSING YARDS (TDs/INTs)

Lamar Jackson275 (3/0)	Deshaun Watson253 (1/1)
Robert Griffin III9 (0/0)	N/A (N/A)

RUSHING YARDS (AVG.)

Lamar Jackson45 (6.4)	David Johnson77 (7.0)
Mark Ingram II29 (2.9)	Deshaun Watson27 (4.5)

RECEIVING YARDS (CATCHES)

Marquise Brown101 (5)	Will Fuller V112 (8)
Willie Snead IV64 (4)	Jordan Akins39 (2)
Mark Andrews58 (5)	David Johnson32 (3)

POINTS

Mark Andrews12	Jordan Akins6
J.K. Dobbins12	David Johnson6
Justin Tucker8	Deshaun Watson6

INTERCEPTIONS (YARDS)

Marlon Humphrey1 (8)	N/A (N/A)
--------------------------------	---------------------

SACKS (YARDS)

Tyus Bowser1 (-14)	Jacob Martin10 (-8)
Patrick Queen1 (-7)	N/A (N/A)

TACKLES

Patrick Queen8	Zach Cunningham8
Chuck Clark6	Benardrick McKinney7
L.J. Fort6	Eric Murray7
Jihad Ward6	Bradley Roby6

GROSS PUNTING (NET)

Sam Koch41.7 (41.3)	Bryan Anger41.0 (41.0)
-------------------------------	----------------------------------

FIELD GOALS (PCT.)

Justin Tucker1/1 (100.0)	Ka'imi Fairbairn0/1 (0.0)
------------------------------------	-------------------------------------

PUNT RETURN YARDS (AVG.)

James Proche II26 (13.0)	DeAndre Carter19 (19.0)
------------------------------------	-----------------------------------

KICKOFF RETURN YARDS (AVG.)

Devin Duvernay64 (32.0)	DeAndre Carter66 (22.0)
-----------------------------------	-----------------------------------

2020 TALE OF THE TAPE

Category	Ravens	Texans
Record	1-0	0-1
Best Streak	Won 1	Lost 1
Points Scored	38	20
TDs Scored	5	3
Rushing TDs Scored	2	2
Passing TDs Scored	3	1
TDs on Returns	0	0
Points Against	6	34
TDs Allowed	1	4
Rushing TDs Allowed	0	1
Passing TDs Allowed	1	3
TDs on Returns Allowed	0	0
Time of Poss. Avg.	29:58	25:13
KOR Avg. For.	32.0	22.0
KOR Avg. Against.	0.0	24.0
PR Avg. For	13.0	19.0
PR Avg. Against	1.0	0.0
Sacks	2	1
Sacks Allowed	2	4
Interceptions	1	0
Interceptions Thrown	0	1
Fumbles Lost/Recovered	1/2	0/0

RAVENS / TEXANS INFORMATION

RAVENS / TEXANS CONNECTIONS

Franchise Connections

- Ravens offensive coordinator **Greg Roman** served as the Texans' tight ends coach from 2002-03 and quarterbacks coach from 2004-05.
- Houston defensive coordinator/defensive line **Anthony Weaver** was selected by the Ravens in the second round (52nd overall) of the 2002 NFL Draft. Weaver played in Baltimore for four seasons (2002-05), totaling 139 tackles (117 solo), 14.5 sacks, 5 FFs, 4 FRs, 1 INT and 14 PD.
- Ravens Midwest area scout **Dwaune Jones** participated in Houston's training camp as a wide receiver in 2002.
- Texans **WR DeAndre Carter** began his NFL career in Baltimore, spending the 2015 offseason with the Ravens before being waived after training camp.
- Texans senior corporate communications manager **Allie LeClair** started her career as an intern for the Ravens in the public relations department (2012).

Local Connections

- Texans head coach **Bill O'Brien** was the running backs coach at Maryland from 2003-04.
- Ravens assistant head coach/pass coord./WRs coach **David Culley** coached in Texas as the offensive coordinator/RBs/WRs coach at Texas-El Paso from 1989-90 and then as the wide receivers coach at Texas A&M from 1991-93.
- Baltimore offensive line coach **Joe D'Alessandris** coached the offensive line at Texas A&M in 1994.
- Ravens senior advisor to player engagement **O.J. Brigance** was a three-year starter at Rice and was born in Houston.
- The following Ravens players hail from Texas and played their college football in the Lone Star State: **ILB Otaro Alaka** (Houston; Texas A&M), **OLB Tyus Bowser** (Tyler; University of Houston), **WR Devin Duvernay** (Sachse; University of Texas), **S DeShon Elliott** (Dallas; University of Texas), **QB Robert Griffin III** (Copperas Cove; Baylor), **DT Justin Madubuike** (McKinney; Texas A&M), **WR James Proche II** (Dallas; Southern Methodist) and **K Justin Tucker** (Austin; University of Texas).

LAST GAME VS. TEXANS: 2019

RAVENS 41, TEXANS 7

M&T Bank Stadium • Nov. 17, 2019 • Week 11

In a showdown of AFC division leaders, the Ravens dominated the Texans, drubbing the visitors 41-7 at M&T Bank Stadium. QB Lamar Jackson exploded to a spectacular 139.2 QB rating. The second-year standout threw 4 TD passes, completing 13-straight passes after a slow start, and rushed for 86 yards on just 9 carries. Jackson finished 17-of-24 for 222 yards and no INTs. Impressively, the Ravens produced 7 sacks, 6 against the elusive QB Deshaun Watson. OLBs Matthew Judon and Tyus Bowser each garnered 2 sacks, while Judon added a forced fumble. Watson was 18-of-29 for just 169 yards. His favorite target was WR DeAndre Hopkins, who caught 7 for 80 yards. For the Ravens, RB Gus Edwards rushed for 112 yards, and RB Mark Ingram II added 48 – plus 3 catches for 37 more yards. Baltimore's "D" allowed only 232 yards.

2020 SCHEDULE FACTS

During the NFL's 2020 regular season, the Baltimore Ravens are scheduled to play five primetime games, including two at home and three on the road.

- Baltimore hosts the reigning Super Bowl champion Kansas City Chiefs in Week 3 on Monday Night Football and then welcomes the Dallas Cowboys to Charm City for a Thursday night showdown in Week 13.
- The Ravens' primetime road games include a Sunday night battle at New England (Week 10), a Thanksgiving night contest at Pittsburgh (Week 12) and a Monday night tilt at Cleveland (Week 14).
- Baltimore plays four primetime games during a five-week span (Weeks 10-14). This five-week slate includes three opponents (at New England, vs. Tennessee and vs. Dallas) that all made the playoffs during the 2019 season and two road divisional contests (at Pittsburgh and at Cleveland).
- The Ravens will play three-straight primetime games from Weeks 12-14: at Pittsburgh (Thanksgiving night), vs. Dallas (Thursday night) and at Cleveland (Monday night).
- Baltimore has not played five primetime regular season games since 2011, and 2020 marks just the second such instance in franchise history.
- The Ravens last hosted a Monday Night Football game in 2017 (vs. Houston) and will play at home on Monday night for just the third time since head coach John Harbaugh's 2008 Baltimore arrival. (The Ravens have been given 13 road Monday night games, including in 2020 at Cleveland, during Harbaugh's 13-year tenure.)
- In primetime home games during the John Harbaugh Era (since 2008), Baltimore has posted a 14-1 record, winning 12-straight contests. The Ravens are 7-0 at home on Thursday Night Football and 2-0 at home on Monday Night Football under Harbaugh.

RAVENS RADIO BROADCASTS

- The Ravens' 2020 radio team features Gerry Sandusky, with former Ravens FB Femi Ayanbadejo and TE Dennis Pitta. (Each will join Sandusky in the booth for eight games.) Sandusky, WBAL-TV 11's sports director, delivers the play-by-play for the broadcast team, while Ayanbadejo and Pitta serve as color analysts.
- Games can be heard on 98Rock WIIY (97.9 FM), WBAL 1090 AM/101.5 FM, baltimore Ravens.com and in the Ravens mobile app (when in Baltimore). The network broadcasts each game with 30 affiliates spanning five states – Maryland, Delaware, Kentucky, Pennsylvania and West Virginia – and Washington, D.C.
- Additionally, Ravens games can be heard in Spanish on WDCN La Nueva 87.7 FM in the D.C. area. Games are called by David Andrade and Gustavo Salazar, with Ximena Lugo-Latorre serving as producer.



RAVENS WINNING WAYS

TOP FRANCHISES / SINCE 2000

TOTAL WINS

1. New England Patriots . . . 268
2. Pittsburgh Steelers . . . 221
3. Green Bay Packers . . . 211
4. Indianapolis Colts . . . 210
- 5. BALTIMORE RAVENS . . . 206**
6. Philadelphia Eagles . . . 204

SUPER BOWL BERTHS

1. New England Patriots . . . 9
2. New York Giants . . . 3
- Pittsburgh Steelers . . . 3
- Seattle Seahawks . . . 3
- 5. BALTIMORE RAVENS . . . 2**
- Car., Den., Ind., Phi., SF . . 2

SUPER BOWL TITLES

1. New England Patriots . . . 6
- 2. BALTIMORE RAVENS . . . 2**
- New York Giants . . . 2
- Pittsburgh Steelers . . . 2
- Den., GB, Ind., KC, 1
- NO, Phi., Sea., TB 1

CONF. TITLE GAMES

1. New England Patriots . . 13
- Philadelphia Eagles 6
- Pittsburgh Steelers 6
- Green Bay Packers 5
- 5. BALTIMORE RAVENS 4**
- Ind. & SF 4

WINNING SEASONS

1. New England Patriots . . 19
2. Pittsburgh Steelers 15
- 3. Baltimore Ravens 14**
- Green Bay, Indy 14
- Seattle 14

PLAYOFF BERTHS

1. New England Patriots . . 17
2. Green Bay Packers 14
- Indianapolis Colts 14
4. Philadelphia & Seattle . . 13
- 6. BALTIMORE & Pittsburgh . 12**

PLAYOFF GAMES

1. New England Patriots . . 41
2. Green Bay, Indianapolis . . 26
- Philadelphia, Seattle . . . 26
- 6. BALTIMORE RAVENS . . . 25**
- Pittsburgh Steelers 25

PLAYOFF WINS

1. New England Patriots . . 30
- 2. BALTIMORE RAVENS . . . 15**
- Pittsburgh Steelers 15
4. Philadelphia Eagles . . . 14
- Seattle Seahawks 14

PLAYOFF PERFORMERS



In a magnificent effort showcasing thrilling performances by their defense, offense and special teams units, the Baltimore Ravens won Super Bowl XXXV with a 34-7 victory over the New York Giants. Allowing the Giants a meager 152 total net yards, New York's attack crossed midfield just twice, while Baltimore's "D" posted 4 INTs. LB Ray Lewis was named the game's MVP, capping an accolade-filled season in which he was also tabbed the NFL's Defensive Player of the Year.

Baltimore defeated San Francisco, 34-31, in Super Bowl XLVII, capturing the franchise's second World Championship. After an amazing first-half performance, the Ravens took a commanding 28-6 lead. But following a bizarre, 34-minute power outage that halted play, the 49ers stormed back into contention. Clinging to a 34-29 edge late in the game, the Ravens stood firm on a pivotal goal-line stand, jamming SF on four-straight plays inside the 7-yard line. QB Joe Flacco was named the game's MVP.

PLAYOFF PERFORMERS

FRANCHISE PLAYOFF WINNING PERCENTAGES (Since 1970 Merger)

Rk.	Team	Record	Pct.
1.	New England Patriots*****	36-20	.643
2.	New York Giants****	20-12	.625
3.	San Francisco 49ers*****	32-20	.615
4.	Baltimore Ravens**	15-10	.600
	Pittsburgh Steelers*****	36-24	.600

* Number of Super Bowl Titles

JOHN HARBAUGH ERA [SINCE 2008]

PLAYOFF BERTHS

1. New England Patriots . . 11
2. Green Bay Packers 9
- 3. BALTIMORE RAVENS 8**
- Seattle Seahawks 8
5. Indianapolis Colts 7
- Kansas City Chiefs 7
- New Orleans Saints 7
- Philadelphia Eagles 7
- Pittsburgh Steelers 7

TOTAL WINS

1. New England Patriots . . 163
2. Pittsburgh Steelers . . . 132
3. Green Bay Packers . . . 130
- 4. BALTIMORE RAVENS . . 129**
- New Orleans Saints . . . 129
6. Seattle Seahawks 120
7. Indianapolis Colts . . . 114
8. Atlanta Falcons 113
- Philadelphia Eagles . . . 113

PLAYOFF WINS

1. New England Patriots . . 16
- 2. BALTIMORE RAVENS . . . 10**
- Green Bay Packers 10
- Seattle Seahawks 10
5. Pittsburgh Steelers 8

PLAYOFF GAMES

1. New England Patriots . . 24
2. Green Bay Packers 18
- 3. BALTIMORE RAVENS . . . 17**
- Seattle Seahawks 17
5. Pittsburgh Steelers 14

AFC TITLE GAMES

1. New England Patriots . . 8
- 2. BALTIMORE RAVENS . . . 3**
- Pittsburgh Steelers 3
4. Denver Broncos 2
- Indianapolis Colts 2
- KC Chiefs, NY Jets 2

PLAYOFF ROAD WINS

- 1. BALTIMORE RAVENS 7**
2. Green Bay Packers 5
3. New York Jets 4
4. Philadelphia Eagles 3
- SF 49ers, Sea. Seahawks . . 3
- Tennessee Titans 3

REG. SEASON WINS

1. New England Patriots . . 147
2. Pittsburgh Steelers . . . 124
3. New Orleans Saints . . . 122
4. Green Bay Packers . . . 120
- 5. BALTIMORE RAVENS . . 119**
6. Seattle Seahawks 110
7. Atlanta Falcons 109

REG. SEASON HOME WINS

1. New England Patriots . . 83
- 2. BALTIMORE RAVENS . . . 73**
3. Green Bay Packers . . . 71
4. Pittsburgh Steelers . . . 68
5. New Orleans Saints . . . 68
6. Minnesota Vikings . . . 65
7. Seattle Seahawks 63

SUPER BOWL SUCCESS

The Baltimore Ravens are one of four franchises (New England, NY Giants and Pittsburgh) to win multiple Super Bowls since 2000.

HEAD COACH JOHN HARBAUGH

ALL-TIME RAVENS COACHING RECORDS

John Harbaugh is the third head coach in Baltimore Ravens history. He is the franchise's all-time winningest coach (129 total victories).

Coach	Seasons	Reg. Season	Playoffs	Total
John Harbaugh	2008-20	119-74	10-7	129-81
Brian Billick	1999-2007	80-64	5-3	85-67
Ted Marchibroda	1996-98	16-31-1	n/a	16-31-1

**SUPER BOWL
CHAMPION**

**2019 NFL
COACH OF
THE YEAR**



HARBAUGH COACHING RECORDS (2008-20)

- Overall Career Record . . . 129-81
- Regular Season Record . . . 119-74
- at Home 73-24
- on Road 46-50
- vs. AFC 90-55
- vs. AFC North 46-27
- vs. NFC 29-19
- Playoffs Record 10-7
- Home Playoff Games 2-2
- Road Playoff Games 7-5
- Super Bowl Record 1-0

RAVENS WINS UNDER HARBAUGH

TOTAL NFL WINS / INCLUDING PLAYOFFS / SINCE 2008

Rk.	Team	Total Wins
1.	New England Patriots	163
2.	Pittsburgh Steelers	132
3.	Green Bay Packers	130
4.	Baltimore Ravens	129
	New Orleans Saints	129

HARBS' RAVENS TENURE

Year	Record	Playoffs (Result)
2020	1-0	n/a
2019	14-2	0-1 (No. 1 Seed / Advanced to Div. Round)
2018	10-6	0-1 (Advanced to Wild Card Round)
2017	9-7	No Playoff Berth
2016	8-8	No Playoff Berth
2015	5-11	No Playoff Berth
2014	10-6	1-1 (Advanced to Divisional Round)
2013	8-8	No Playoff Berth
2012	10-6	4-0 (Won Super Bowl XLVII)
2011	12-4	1-1 (Advanced to AFC Championship)
2010	12-4	1-1 (Advanced to Divisional Round)
2009	9-7	1-1 (Advanced to Divisional Round)
2008	11-5	2-1 (Advanced to AFC Championship)

AN ELITE GROUP

MOST PLAYOFF WINS BY A COACH / FIRST 12 SEASONS / ALL TIME

Coach (Team)	Playoff Wins	Seasons
Joe Gibbs (Was.)	16	1981-92
Chuck Noll (Pit.)	14	1969-80
Bill Belichick (Cle. & NE)	13	1991-95, 2000-06
John Harbaugh (Bal.)	10	2008-19
Pete Carroll (NYJ, NE & Sea.)	10	1994, 1997-98, 2010-17
Mike McCarthy (GB)	10	2006-17
Bill Parcells (NYG)	10	1983-90, 1993-96
Andy Reid (Phi.)	10	1999-2010
George Seifert (SF & Car.)	10	1989-96, 1999-2001
Don Shula (Bal. & Mia.)	10	1963-74
Bill Walsh (SF)	10	1979-88

HARBAUGH FAST FACTS

In 2019, John Harbaugh became the first Ravens coach ever to win *The Associated Press* NFL Coach of the Year Award. Harbaugh has led the Ravens to a playoff berth in eight (2008-12, 2014 & 2018-19) of his 12 seasons, and in 2012, captured the franchise's second Super Bowl title.

Here are several more Harbaugh quick hits:

- In 2019, the Ravens posted a franchise-best 14-2 record. Baltimore won a team-record 12-straight games to close out the regular season, also earning the franchise's first-ever No. 1 playoff seed.
- Coach Harbaugh has led the Ravens to four AFC North Division titles (2011-12, 2018-19).
- Under Harbaugh, Baltimore is one of four NFL teams (NE, GB & Sea.) to earn a playoff berth in eight of the past 12 seasons.
- The Ravens' 10 playoff wins since 2008 tie (GB & Sea.) for second most in the NFL (New England - 16).
- Under "Harbs," the Ravens have secured an appearance in three AFC Championship games (2008, 2011 & 2012).
- "Harbs" is the only head coach in NFL history to win a playoff game in each of his first four and five seasons.
- John and his brother, Jim (formerly of the 49ers), are the only head coaches to advance to three conference title games in the first five years as NFL bosses.
- Harbaugh is the only coach in NFL history to win a playoff game in six of the first seven seasons of a coaching career.
- In 2012, Harbaugh became the third coach (with Bill Cowher & Chuck Knox) since the 1970 merger to guide his team to the playoffs in each of his first five seasons.
- With the Ravens' 2014 playoff berth, Harbaugh became one of eight coaches in NFL history to make the postseason in six of their first seven seasons coaching.
- Harbaugh, Tom Landry (Dal.) and Tom Coughlin (Jax./NYG) own the most road playoff wins (7) by a HC in NFL history.

HEAD COACH JOHN HARBAUGH

ACTIVE HEAD COACH WINNING PERCENTAGE

Baltimore Ravens head coach John Harbaugh owns the fourth-best winning percentage (.614) among active coaches (min. 75 games), compiling a strong 129-81 record (including playoffs).

ACTIVE HEAD COACHES / CAREER WINNING PERCENTAGE (Totals Include Regular Season and Playoff Games / Min. 75 Games)

Rk.	Coach	Team	Seasons	Record	Pct.
1.	Bill Belichick	Cle./NE	1991-95, 2000-20	305-139	.687
2.	Mike Tomlin	Steelers	2007-20	142-81-1	.636
3.	Sean Payton	Saints	2006-20	140-84	.625
4.	John Harbaugh	Ravens	2008-20	129-81	.614
5.	Andy Reid	Phi./KC	1999-2020	223-142-1	.611
6.	Mike McCarthy	GB/Dal.	2006-18, 2020	135-86-2	.610
7.	Pete Carroll	NYJ/NE/Sea.	'94, '97-99, '10-20	145-99-1	.594

HARBS' REG. SEASON TRENDS

On grass	59-36
Artificial turf	60-38
September	28-14
October	20-25
November	36-13
December	32-20
January	3-2
Leading at halftime	98-18
Leading after 3 quarters	105-16
When scoring first	88-25
Positive or even turnover ratio	95-31
Scoring 20 or more points	102-34
Scoring 30 or more points	46-5
Totaling 350 or more net yards	68-28
Rushing for 150 or more yards	45-9
Holding opp. under 250 net yards	44-6
Holding opp. under 21 points	98-15
Holding opp. under 15 points	68-7

POSTSEASON SUCCESS: ACTIVE COACHES

PLAYOFFS WIN PERCENTAGE (Min. 6 Games)

Rk.	Coach	Rec.	Pct.
1.	Bill Belichick	31-12	.721
2.	Doug Pederson	4-2	.667
3.	John Harbaugh	10-7	.588
4.	Jon Gruden	5-4	.556
	Mike McCarthy	10-8	.556
6.	Pete Carroll	11-9	.550

SUPER BOWL TITLES

1.	Bill Belichick	6
2.	John Harbaugh	1
	Pete Carroll	1
	Jon Gruden	1
	Sean Payton	1
	Doug Pederson	1
	Andy Reid	1
	Mike Tomlin	1

HARBAUGH'S CAREER STOPS

Team	Position	Years
Baltimore Ravens	Head Coach	2008-20
Philadelphia Eagles	Secondary	2007
Philadelphia Eagles	Special Teams Coord.	1998-2006
Indiana University	DBs/Special Teams Coord.	1997
University of Cincinnati	Assistant Head Coach	1995-96
University of Cincinnati	TEs/OLBs/RBs/Special Teams	1989-94
Morehead State	DBs/ST Coord./S&C Coach	1988
University of Pittsburgh	Tight Ends	1987
Western Michigan	Graduate Assistant	1984-86

RAVENS UNDER HARBAUGH: SINCE 2008

3	7	8	10	73	129
AFC TITLE GAMES 2nd Most, tied, Pit.	ROAD PLAYOFF WINS NFL High	PLAYOFF BERTHS 3rd Most, tied, Sea.	PLAYOFF WINS 2nd Most, tied, GB & Sea.	WINS AT HOME 2nd Most	TOTAL VICTORIES 4th Most, tied, NO

Ravens Set NFL Record for Season Opener Points Differential:

In last week's 38-6 win over Cleveland, Baltimore became the first team in NFL history to win three-straight season openers by 30-or-more points (+32 in 2020 vs. Cleveland, +49 in 2019 at Miami and +44 in 2018 vs. Buffalo). Under John Harbaugh, the Ravens are now 10-3 on Kickoff Weekend.



RAVENS SPECIAL TEAMS NOTES

A RICH HISTORY OF SPECIAL TEAMS

Following the retirement of longtime ST coordinator Jerry Rosburg, Chris Horton took over as the Ravens' special teams coach in 2019. Horton, who served as Rosburg's assistant for three seasons (2016-18), leads the standout special teams battery.

SIX PRO BOWLERS

• Six Ravens have earned 10 combined Pro Bowl honors during the John Harbaugh Era (since 2008): ST Brendon Ayanbadejo (2008), K Billy Cundiff (2010), RS Jacoby Jones (2012), K Justin Tucker (2013, 2016 & 2019), LS Morgan Cox (2015, 2016 & 2019) and P Sam Koch (2015).

PRIME KICKER & PUNTER

• Three-time Pro Bowl K Justin Tucker, who the Ravens signed as a rookie free agent, owns the NFL's most FGs (266) since entering the NFL in 2012. With a 90.8% career success mark, "Tuck" is the most accurate kicker in league history (266-of-293 on FGAs). Earning his first Pro Bowl nod in 2015, P Sam Koch's 46.7 gross average ranked No. 9 in the NFL that season, while his 42.9 net average was No. 2. In 2017, Koch led the NFL in both punts inside the 10 (16) and the 20 (a franchise-record 40).

RAVENS' PUNT RETURN MEN SOAR

• Dating back to 2011, six different Ravens have returned punts for touchdowns: WR Michael Campanaro, WR Kaelin Clay, WR Tandon Doss, CB Cyrus Jones, WR Jacoby Jones and DB Lardarius Webb.

RAVENS' BIG RETURNS IN JONES' MAGICAL SEASON

• Led by Pro Bowl RS Jacoby Jones in the 2012 Super Bowl season, Baltimore ranked first in the NFL in KOR average (27.3). Jones, who became the first player ever to record dual KORs of at least 105 yards in a career, tied for a league-leading 3 kick return TDs (2 KORs & 1 PR). He also tied an NFL record for longest KOR in a Super Bowl with his 108-yard KOR-TD. (In 2014's game at Pit., he added another 108-yarder to his resume, marking 4 total KOR-TDs over 100 yards in his career.)

BALTIMORE BLOCK PARTY

Since 2014, the Ravens own the NFL's third-most (tied) blocked kicks (15), including an NFL-high 4 (tied) in 2016.

BLOCKED KICKS / SINCE 2014

Rk.	Team	Blocks
1.	New England	18
2.	Philadelphia	17
3.	Baltimore	15
	Miami	15

MOST BLOCKED KICKS (2016 Season)

Rk.	Team	Blocks
1.	Baltimore	4
	Miami	4
3.	Five Teams	3

RAVENS' 15 BLOCKS: BREAKDOWN (SINCE 2014)

Total Blocks ... 15	1st Qtr. 4	When Losing... 8
FG Blocks ... 9	2nd Qtr. 2	When Winning.. 5
PAT Blocks ... 3	3rd Qtr. 3	When Tied..... 2
Punt Blocks... 3	4th Qtr. 6	Record11-4



Tucker FGs Made
NFL's Most Since '12

5

Ravens KOR-TDs
NFL's 2nd Most Since '11
(tied with KC)



Tucker Points Scored
NFL's Most Since 2012

6

Ravens PR-TDs
NFL's 2nd Most Since '11
(tied with Chi. & Det.)



Tucker Career FG %
Best in NFL History

11

Ravens Total Ret. TDs
NFL's 3rd Most Since '11

SEVEN STRAIGHT IN TOP 6

From 2012-18, in the annual special teams report from senior NFL writer Rick Gosselin, Baltimore ranked in the NFL's Top 6 for seven-straight seasons. (Gosselin's report is recognized by NFL teams as a special teams measuring stick.)

RAVENS SPECIAL TEAMS RANKINGS IN RICK GOSSELIN'S ANNUAL REPORT (2012-18 Seasons)

Season	Ranking
2018	6th
2017	4th
2016	5th
2015	1st
2014	5th
2013	5th
2012	2nd

No other NFL team was in the Top 6 (or even the Top 10) in each season from 2012-18.

TOP KOR AVERAGE

Since 2008, when John Harbaugh became the Ravens' head coach, Baltimore owns the NFL's No. 1 KOR average (24.8).

NFL KICKOFF RETURN AVERAGE (Since 2008 / Harbaugh's Baltimore Tenure)

Rk.	Team	KOR	Yards	Avg.	Long	TDs
1.	Baltimore Ravens	505	12,527	24.8	108t	7
2.	Minnesota Vikings	539	13,206	24.5	109t	10
3.	Atlanta Falcons	432	10,283	23.8	102t	1

RAVENS OFFENSIVE NOTES

2019 NFL ASSISTANT COACH OF THE YEAR

In his first season (2019) as the Ravens' offensive coordinator, Greg Roman led Baltimore's attack to record-setting heights, ultimately earning him 2019 NFL Assistant of Coach of the Year honors. (Following the 2018 season, the Ravens elevated Greg Roman to offensive coordinator.) Roman is a 22-year NFL coaching veteran who spent 2018 as the team's assistant HC/TEs coach. He joined John Harbaugh's staff in 2017 as a senior offensive assistant/TEs.

2019 ASSISTANT COACH OF THE YEAR



2019: A YEAR OF TEAM RECORDS

In 2019, Baltimore shattered single-season franchise records in total touchdowns (64), points (531), total net yards (6,521), rushing yards (3,296) and first downs (386).

TOTAL TDs		POINTS		NET YARDS		RUSHING YARDS					
Rk.	Year	TDs	Rk.	Year	Points	Rk.	Year	Yards	Rk.	Year	Yards
1.	2019	64	1.	2019	531	1.	2019	6,521	1.	2019	3,296
2.	2009	47	2.	2014	409	2.	2018	5,999	2.	2003	2,674
3.	2014	46	3.	2012	398	3.	2014	5,838	3.	2018	2,441

SINGLE-GAME RECORDS SET IN 2019

On 9/8/19 at Miami, the Ravens established team records for most points (59) and yards (643) in a game, beating the Dolphins 59-10.

MOST TOTAL NET YARDS / RAVENS SINGLE-GAME HISTORY

Rk.	Yards	Date/Opp.	Result
1.	643	9/8/19 at Mia.	W, 59-10
2.	553	9/25/11 at STL	W, 37-7
3.	548	12/13/09 vs. Det.	W, 48-3

MOST POINTS / RAVENS SINGLE-GAME HISTORY

Rk.	Points	Date/Opp.	Result
1.	59	9/8/19 at Mia.	W, 59-10
2.	55	11/11/12 vs. Oak.	W, 55-20
3.	49	11/10/19 at Cin.	W, 49-13

Two of Baltimore's Top 3 all-time scoring outputs occurred in 2019.

MAKING THE MOST OF IT

In 2019, Baltimore ranked first in the NFL in average time of possession, with a 34:37 mark. The Ravens also produced the NFL's most offensive drives resulting in touchdowns (58).

AVG. TIME OF POSS. / GAME

Rk.	Team	TOP
1.	Baltimore	34:37
2.	Philadelphia	32:56
3.	New Orleans	32:19

OFFENSIVE TD DRIVES

Rk.	Team	TD Drives
1.	Baltimore	58
2.	San Francisco	51
3.	Tennessee	50

RAVENS RUN GAME FAST FACTS

- Under John Harbaugh, when rushing for at least 125 yards, the Ravens have produced a 68-14 record. Baltimore is 45-9 when rushing for at least 150 yards and 23-2 when tallying at least 200 under "Harbs."
- Four of the Ravens' all-time Top 11 rushing outputs occurred in 2019: 285 at LAR (5th), 269 vs. Cin. (7th), 265 at Mia. (9th) & 263 vs. Hou. (11th).
- In 2019, Baltimore set a new NFL single-season rushing record (3,296 yards), topping the 1978 Patriots' mark of 3,165. The Ravens' 5.53 rushing average also set a new 16-game NFL single-season record.
- The 2019 Ravens (nine) became the first team since the 1978 Patriots (11) with at least nine games of 200-or-more rushing yards in a season.

2019 TOP OFFENSIVE RANKINGS

In 2019, Baltimore's offensive attack ranked No. 2 in yards per game and No. 1 in points per game.

2019 TOTAL OFFENSE		2019 SCORING OFFENSE			
Rk.	Team	YPG	Rk.	Team	PPG
1.	Dallas	431.5	1.	Baltimore	33.2
2.	Baltimore	407.6	2.	San Francisco	29.9
3.	Tampa Bay	397.9	3.	New Orleans	28.6
4.	San Francisco	381.1		Tampa Bay	28.6

BIG PLAY "O"

Baltimore's offense was explosive during the 2019 campaign, producing the NFL's most (142) big plays (any 10+ rush or 20+ pass completion).

TOTAL BIG PLAYS

Rk.	Team	Total Big Plays
1.	Baltimore	142 (98 rush, 44 pass)
2.	Dallas	128 (60 rush, 68 pass)
3.	San Francisco	126 (64 rush, 62 pass)

10+ YARD RUSHES

Rk.	Team	10+
1.	Baltimore	98
2.	San Francisco	64
3.	Tennessee	63

20+ YARD RUSHES

Rk.	Team	20+
1.	Baltimore	23
2.	Arizona	16
	San Francisco	16

MOST RUSHING YARDS 16-GAME NFL SINGLE-SEASON HISTORY

Rk.	Team (Year)	Yards	Avg.	Att.
1.	Baltimore (2019)	3,296	5.53	596
2.	New England (1978)	3,165	4.72	671
3.	Kansas City (1978)	2,986	4.50	663
4.	Chicago (1984)	2,974	4.41	674
5.	Atlanta (2006)	2,939	5.47	537

RAVENS DEFENSIVE NOTES

WINK IS THE D.C.

In his first year (2018) as Baltimore's D.C., Don "Wink" Martindale led the Ravens' unit to a No. 1-overall ranking, allowing an NFL-best 292.9 yards per game. Baltimore also permitted the league's second-fewest points per game (17.9), just behind Chicago's 17.7. For his coaching efforts, Martindale was recognized by *SI/MMQB* as the Assistant Coach of the Year and was the *AP* NFL runner-up (then-Bears' DC Vic Fangio) for the same award.

In 2019, Martindale led the Ravens' unit to strong rankings once again, finishing No. 3 in scoring defense (17.6 ppg) and No. 4 in total defense (300.6 ypg).



2019 "D" NUMBERS TO RAVE ABOUT

6 – Defensive TDs by the Ravens in 2019, tying for the second most in franchise single-season history: 2004 - 7, 2019 - 6, 2006 - 6, 2008 - 6 & 2015 - 5.

18 – Total TDs the Ravens allowed in their last 12 games, which were all wins. The 18 TDs were the NFL's fewest allowed since Week 5, when Baltimore's 12-game win streak began.

40.0 – Defensive red zone TD% permitted by the Ravens during their 12-game winning streak, ranking as the NFL's second-best mark since Week 5. (Denver, 30.3%.)

77.5 – Defensive passer rating for Baltimore in 2019, which stood as the NFL's second-best mark (NE, 62.8).

111 – QB hits by the Ravens' defense in 2019, ranking as the NFL's third most. Of these, OLB Matthew Judon had 33, which ranked fourth in the NFL.

268.9 – Average yards allowed by Baltimore in its last 12 games (all victories), ranking as the NFL's fewest since Week 5.

BALTIMORE: THE SHUTOUT CITY

Since 2017, 23 shutouts have been pitched by defenses throughout the NFL. Of those, a league-high 4 have come courtesy of the Ravens.

MOST SHUTOUTS (Since 1996 / Ravens' Inception)		MOST SHUTOUTS (Since 2017)	
Rk.	Team	Rk.	Team
1.	Baltimore Ravens	1.	Baltimore Ravens
2.	New England Patriots	2.	Den. / Jax.
	San Francisco 49ers		LAR / NE
	14		2
	12		2
	12		2

RAVENS ALL-TIME "D" COORDINATORS

Don Martindale joined a long line of great Ravens defensive coordinators, four of whom have gone on to become NFL head coaches: Marvin Lewis (1996-2001), Mike Nolan (2002-04), Rex Ryan (2005-08) and Chuck Pagano (2011).

Don Martindale (2018-20)	Rex Ryan (2005-08)
Dean Pees (2012-17)*	Mike Nolan (2002-04)
Chuck Pagano (2011)	Marvin Lewis (1996-2001)*
Greg Mattison (2009-10)	* Super Bowl-winning DC

2019 RANKINGS

2019 TOTAL DEFENSE

Rk.	Team	YPG
1.	New England	275.9
2.	San Francisco	281.3
3.	Buffalo	298.3
4.	Baltimore	300.6

2019 SCORING DEFENSE

Rk.	Team	PPG
1.	New England	14.1
2.	Buffalo	16.2
3.	Baltimore	17.6
4.	Chicago	18.6

MOST D-TDs / SINCE 2018

Rk.	Team	D-TDs
1.	Baltimore	9
2.	LA Rams	8
	New York Jets	8
4.	Four Teams	7

In 2019, Baltimore tied (TB) for the NFL lead with 6 defensive touchdowns (3 INTs & 3 FRs). Since Don "Wink" Martindale was named defensive coordinator in 2018, Baltimore has produced an NFL-best 9 defensive touchdowns.

RAVENS "D" UNDER HARBAUGH

Don Martindale leads a defensive unit that, during the John Harbaugh Era (2008-20), has been superb.

POINTS PER GAME ALLOWED

1.	Baltimore	18.9
	New England	18.9
3.	Pittsburgh	19.1

SCRIMMAGE TDs ALLOWED

1.	Baltimore	354
2.	Pittsburgh	372
3.	New England	389

TOTAL NET YARDS ALLOWED

1.	Pittsburgh	308.4
2.	Baltimore	314.3
3.	NY Jets	324.4

OPPONENT PASSER RATING

1.	Baltimore	79.1
2.	Buffalo	80.7
3.	Pittsburgh	82.4

RUSHING YARDS ALLOWED

1.	Pittsburgh	94.8
2.	Baltimore	96.8
3.	NY Jets	102.0

THIRD-DOWN DEFENSE

1.	Baltimore	36.0
2.	Denver	36.5
3.	Philadelphia	36.9

SACK CITY, USA

In 2018's Week 6 win at the Titans, Baltimore racked up a franchise-best 11 sacks, tying for the second most by a team in league history. They also stand as the most in an NFL game since 2012 (SD, 11).

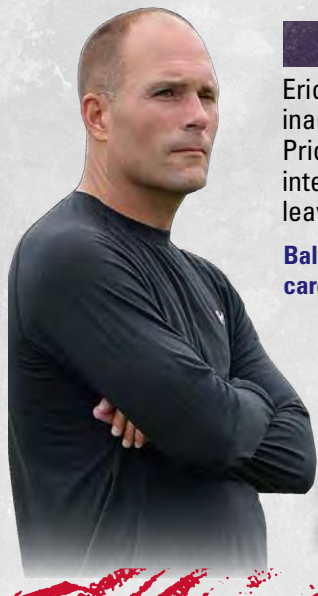
MOST SINGLE-GAME SACKS RAVENS HISTORY

10/14/18 at Ten.	11
11/24/11 vs. SF.	9
11/26/06 vs. Pit.	9
11/16/97 vs. Phi.	9

2019 Big-Play "D" Scores Big: Baltimore became the first team since 1970 to record a defensive TD of at least 65 yards in three-consecutive games: Marcus Peters 89 INT at Cin. (11/10), Marlon Humphrey 70 FR vs. NE (11/3) & Marcus Peters 67 INT at Sea. (10/20).

RAVENS PERSONNEL NOTES

EVP & GM ERIC DECOSTA



Eric DeCosta has been with the franchise since Day One, first beginning as an intern during the inaugural 1996 season and then ascending to the personnel department's chief decision-maker in 2019. Prior to being named EVP/GM – succeeding the legendary Ozzie Newsome – DeCosta, 49, received GM interview offers annually from multiple teams in recent years. However, he never seriously considered leaving Baltimore, which has always aligned perfectly with what he envisioned to be his dream job.

Baltimore's active roster includes 15 players (listed below) who have earned Pro Bowl honors during their NFL careers. Additionally, the Ravens have six players on their roster who've garnered AP first-team All-Pro accolades.

**25TH
RAVENS
SEASON**

MOST PRO BOWLERS ON A 2020 WEEK 1 NFL ROSTER

Rk.	Team	Pro Bowlers
1.	New Orleans	16
2.	Baltimore	15
3.	Chicago & Dallas	14

- X Mark Andrews
- X Orlando Brown Jr.
- X Calais Campbell*
- X Morgan Cox
- X Robert Griffin III
- X Marlon Humphrey*
- X Mark Ingram II
- X Lamar Jackson*

MOST FIRST-TEAM ALL-PROS ON A 2020 WEEK 1 NFL ROSTER

Rk.	Team	1st All-Pros
1.	Chicago	7
2.	Baltimore	6
	Ari., KC, NO & TB	6

- X Matthew Judon
 - X Sam Koch
 - X Marcus Peters*
 - X Patrick Ricard
 - X Ronnie Stanley*
 - X Justin Tucker*
 - X Brandon Williams
- * First-Team All-Pro

FIRST-ROUND FINDS

The Ravens have tabbed 25 players in the first round. These picks have earned 64 combined Pro Bowls, multiple POTY Awards, an NFL MVP honor, two Super Bowl MVPs and three HOF selections.

RAVENS ALL-TIME FIRST-ROUND DRAFT PICKS

Year	Name	Pick	Pro Bowls
1996	T Jonathan Ogden* –	4	11
1996	LB Ray Lewis* ++ ~ –	26	13
1997	LB Peter Boulware*	4	4
1998	CB Duane Starks*	10	
1999	CB Chris McAlister*	10	3
2000	RB Jamal Lewis*=	5	1
2000	WR Travis Taylor	10	
2001	TE Todd Heap*	31	2
2002	S Ed Reed*+ –	24	9
2003	OLB Terrell Suggs*+	10	7
2003	QB Kyle Boller	19	
2005	WR Mark Clayton*	22	
2006	DT Haloti Ngata*	12	5
2007	G Ben Grubbs*	29	2
2008	QB Joe Flacco^ ~	18	
2009	T Michael Oher*	23	
2011	CB Jimmy Smith	27	
2013	S Matt Elam	32	
2014	LB C.J. Mosley*	17	4
2015	WR Breshad Perriman	26	
2016	T Ronnie Stanley	6	1
2017	CB Marlon Humphrey	16	1
2018	TE Hayden Hurst	25	
2018	QB Lamar Jackson%	32	1
2019	WR Marquise Brown	25	
2020	LB Patrick Queen	28	

% NFL MVP ~ Super Bowl MVP + Defensive Player of the Year
 = Offensive Player of the Year – Pro Football Hall of Fame
 * All-Rookie Team ^ NFL Rookie of the Year (Fan Vote)

Baltimore has drafted three players (Ogden, Lewis & Reed) who were selected to the Pro Football Hall of Fame. For Ogden & Lewis, it was the first time ever two players were drafted in the same round (1st in 1996) by a team and reached the HOF in their initial year of eligibility.

HOMEGROWN PRO BOWLERS

Year Drafted (Rd.)	Name	Pro Bowls
1996 (1st)	LB Ray Lewis	13
1996 (1st)	T Jonathan Ogden	11
2002 (1st)	S Ed Reed	9
2007 (3rd)	G Marshal Yanda	8
2003 (1st)	OLB Terrell Suggs	7
2006 (1st)	DT Haloti Ngata	5
1997 (1st)	OLB Peter Boulware	4
2014 (1st)	LB C.J. Mosley	4
2015 (RFA)	LS Morgan Cox #	3
1999 (1st)	CB Chris McAlister	3
2008 (2nd)	RB Ray Rice	3
2012 (RFA)	K Justin Tucker #	3
2001 (1st)	TE Todd Heap	2
1996 (5th)	WR/RS Jermaine Lewis	2
2007 (4th)	FB Le'Ron McClain	2
2000 (6th)	OLB Adalius Thomas	2
2018 (3rd)	TE Mark Andrews	1
2018 (3rd)	T Orlando Brown Jr.	1
2007 (1st)	G Ben Grubbs	1
2017 (1st)	CB Marlon Humphrey	1
2018 (1st)	QB Lamar Jackson	1
2016 (5th)	OLB Matthew Judon	1
2013 (4th)	FB Kyle Juszczyk	1
2006 (6th)	P Sam Koch	1
2000 (1st)	RB Jamal Lewis	1
2017 (RFA)	FB Patrick Ricard #	1
2002 (RFA)	LB Bart Scott #	1
2016 (1st)	T Ronnie Stanley	1
2013 (3rd)	DT Brandon Williams	1

Undrafted rookie free agent **Bold indicates 2019 Pro Bowler**

29

Homegrown Ravens
Pro Bowlers

25

Drafted Ravens
To Earn Pro Bowl
Honors

4

Undrafted Rookies
To Earn Pro Bowl
Honors

RAVENS PERSONNEL NOTES

RAVENS DRAFT SUCCESS ACROSS THE BOARD

- 1ST** → Jonathan Ogden ('96), Ray Lewis ('96), Peter Boulware ('97), Chris McAlister ('99), Jamal Lewis ('00), Todd Heap ('01), Ed Reed ('02), Terrell Suggs ('03), Haloti Ngata ('06), Joe Flacco ('08), Jimmy Smith ('11), C.J. Mosley ('14), Ronnie Stanley ('16), Marlon Humphrey ('17), Lamar Jackson ('18)
- 2ND** → Jamie Sharper ('97), Ray Rice ('08), Torrey Smith ('11), Courtney Upshaw ('12), Kelechi Osemele ('12), Timmy Jernigan ('14)
- 3RD** → Casey Rabach ('01), Marshal Yanda ('07), Lardarius Webb ('09), Brandon Williams ('13), Orlando Brown Jr. ('18), Mark Andrews ('18)
- 4TH** → Edwin Mulitalo ('99), Jarret Johnson ('03), Le'Ron McClain ('07), Dennis Pitta ('10), Kyle Juszczyk ('13), Za'Darius Smith ('15), Tavon Young ('16)
- 5TH** → Jermaine Lewis ('96), Dawan Landry ('06), Arthur Jones ('10), Pernell McPhee ('11), Rick Wagner ('13), Matthew Judon ('16)
- 6TH** → Adalius Thomas ('00), Chester Taylor ('02), Sam Koch ('06), Haruki Nakamura ('08), Tyrod Taylor ('11), Chuck Clark ('17), Bradley Bozeman ('18)
- 7TH** → DeAngelo Tyson ('12), Michael Campanaro ('14), Zach Sieler ('18)
- RFA** → Mike Flynn ('97), Priest Holmes ('97), Will Demps ('02), Bart Scott ('02), Ma'ake Kemoeatu ('02), Jameel McClain ('08), Dannell Ellerbe ('09), Morgan Cox ('10), Justin Tucker ('12), James Hurst ('14), Zach Orr ('14), Patrick Onwuasor ('16), Michael Pierce ('16), Matt Skura ('16), Patrick Ricard ('17), Gus Edwards ('18)

RAVENS 20/20 CLUB

The Ravens' "20/20 Club" includes members of the personnel staff who started with as young assistants and grew into evaluators with more input. The term "20/20" refers to hiring 20-year-olds for \$20,000. But according to Ozzie Newsome: "The guys actually started when they were a little older than 20 and for more than \$20,000, but that's what we call them."

RAVENS "20/20 CLUB" GRADUATES / CURRENT SCOUTS

Name	Joined Ravens	Current Title
George Kokinis	1991 (w/ Browns)	Dir. of Player Personnel
Eric DeCosta	1996	EVP & General Manager
Joe Hortiz	1998	Dir. of Player Personnel
Mark Azevedo	2005	Asst. Dir. of Col. & Pro Pers.
David Blackburn	2007	National Scout
Andrew Raphael	2013	Southeast Area Scout
Brandon Berning	2015	Midwest/SW Area Scout
Joey Cleary	2015	West Area Scout
Patrick Williams	2016	College & Pro Scout
Corey Frazier	2017	Pro Scout
"Q" Attenoukon	2017	College & Pro Scout
Patrick McDonough	2018	College & Pro Scout
Chas Stallard	2018	College & Pro Scout

ALL-PRO DRAFT PICKS

The success the Ravens have had drafting standout players since their 1996 Baltimore arrival cannot be ignored. Over the past 24 years, led by **Ozzie Newsome** and now **Eric DeCosta**, the Ravens have drafted an NFL-best 15 players who went on to earn AP first-team All-Pro honors. When including undrafted rookie **K Justin Tucker**, Baltimore has produced 16 "homegrown" AP first-team All-Pro selections.

MOST DRAFT CHOICES TO EARN AP FIRST-TEAM ALL-PRO (Since 1996 / Ravens Inception)

Rk.	Team	Players
1.	Baltimore Ravens	15
2.	Carolina Panthers	13
3.	Kansas City, New England & Tennessee	12

X Marlon Humphrey^ (1)	X Chris McAlister (1)	X Ed Reed (5)
X Lamar Jackson^ (1)	X Le'Ron McClain (1)	X Ronnie Stanley^ (1)
X Jamal Lewis (1)	X Haloti Ngata (2)	X Terrell Suggs (1)
X Jermaine Lewis (1)	X Jonathan Ogden (4)	X Adalius Thomas (1)
X Ray Lewis (7)	X Kelechi Osemele* (1)	X Marshal Yanda (2)
(1st-Team All-Pro)	(* w/ Raiders)	(^ Current Raven)

THE WIZARDRY OF OZ

Ozzie Newsome's legacy is unlike any the game has seen. Known throughout all of sports as a premier leader, Newsome is a Hall of Fame player, the architect of Baltimore's 2000 and 2012 Super Bowl championship teams and an elite evaluator who became the NFL's first African American GM. In 2019, his longtime top lieutenant, Eric DeCosta, took over as the Ravens' EVP & GM. However, Newsome maintains a significant role within the organization as its executive VP.

OZZIE NEWSOME CAREER SNAPSHOT

- NFL's first African American General Manager (promoted in 2002)
- Architect of Ravens 2000 & 2012 Super Bowl Championship Teams
- NFL Executive of the Year (2000) • Pro Football Hall of Fame (class of 1999)
- State of Alabama Hall of Fame (class of 1995)
- National Football Foundation College Hall of Fame and NCAA Hall of Fame (class of 1994)
- 13-Year NFL Tight End with Browns (1978-90) • Three-Time Pro Bowler (1981, 1984-85)
- Four-Time Cleveland Touchdown Club Offensive Player of the Year
- Member of Three Major NFL Policy-Making Groups: Competition Committee, Diversity Committee & Player Care Foundation Board



IRONMEN / TURNOVERS NOTES

KOCH'S GAMES STREAK

P Sam Koch has played in 225 consecutive games, ranking as the NFL's second-longest streak among active players. Koch has never missed a game since being drafted by the Ravens in 2006.

NFL CONSECUTIVE GAMES PLAYED / ACTIVE STREAKS

Rk.	Player	Games
1.	QB Philip Rivers (Ind.)	226
2.	P Sam Koch (Bal.)	225
3.	K Mason Crosby (GB)	209
4.	P Brett Kern (Ten.)	193
5.	P Dustin Colquitt (KC)	185

RAVENS IRONMEN

RAVENS CONSECUTIVE GAMES PLAYED / ACTIVE STREAKS

Rk.	Player	Games
1.	Sam Koch	225
2.	Justin Tucker	129
3.	Anthony Levine Sr.	113

RAVENS CONSECUTIVE GAMES PLAYED / ALL-TIME STREAKS

Rk.	Player	Games	Years
1.	Sam Koch	225	2006-present
2.	Justin Tucker	129	2012-present
	Jarret Johnson	129	2003-11
4.	Joe Flacco	122	2008-2015
5.	Anthony Levine Sr.	113	2013-present
6.	Peter Boulware	111	1997-2003

RAVENS ALL-TIME GAMES PLAYED

Rk.	Player	Games	Years
1.	Terrell Suggs	229	2003-18
2.	Ray Lewis	228	1996-2012
3.	Sam Koch	225	2006-present
4.	Matt Stover	207	1996-2008
5.	Jonathan Ogden	177	1996-2007
	Marshal Yanda	177	2007-19
7.	Joe Flacco	163	2008-18
8.	Ed Reed	160	2002-12
9.	Morgan Cox	151	2010-present
10.	Jarret Johnson	143	2003-11
11.	Chris McAlister	135	1999-2008
	Haloti Ngata	135	2006-14
13.	Kelly Gregg	134	2001-10
14.	Mike Flynn	133	1998-2007
	Todd Heap	133	2001-10

TWO DURABLE RAVENS

Among active NFL players, P Sam Koch (225) & K Justin Tucker (129) rank at or near the top of respective positions for current streaks of most consecutive games played.

CONSECUTIVE GAMES PLAYED / CURRENT NFL STREAKS

PUNTERS

1.	Sam Koch (Bal.)	225
2.	Brett Kern (Ten.)	193
3.	Dustin Colquitt (KC)	185

KICKERS

1.	Mason Crosby (GB)	209
2.	Stephen Hauschka (FA)	148
3.	Justin Tucker (Bal.)	129

TURNOVER MARGIN SINCE 2008

Since John Harbaugh's 2008 Baltimore arrival, the Ravens have produced the NFL's fifth-best turnover differential (+55).

NFL's TOP TURNOVER DIFFERENTIALS

(Since 2008 / John Harbaugh Era)

Rk.	Team	Takeaways	Giveaways	Turnover Diff.
1.	New England	346	190	+155
2.	Green Bay	320	214	+106
3.	Seattle	317	245	+72
4.	Kansas City	308	241	+67
5.	Baltimore	311	256	+55
6.	Atlanta	286	257	+29

Note: The Ravens (+10) were sixth in the NFL in 2019.

TURNOVER MARGIN AT HOME

Baltimore owns a +58 differential at home during the John Harbaugh Era, ranking as the league's third-best mark.

NFL's TOP TURNOVER DIFFERENTIALS / AT HOME

(Since 2008 / John Harbaugh Era)

Rk.	Team	Takeaways	Giveaways	Turnover Diff.
1.	Green Bay	181	95	+86
2.	New England	179	95	+84
3.	Baltimore	171	113	+58
4.	Seattle	169	116	+53

TURNOVER TABLE SINCE 2000

Year	TA/TO	Plus/Minus	Record
2020	3/1	+2	1-0
2019	25/15	+10	14-2
2018	17/20	-3	10-6
2017	34/17	+17	9-7
2016	28/23	+5	8-8
2015	14/28	-14	5-11
2014	22/20	+2	10-6
2013	24/29	-5	8-8
2012	25/16	+9	10-6
2011	26/24	+2	12-4
2010	27/20	+7	12-4
2009	32/22	+10	9-7
2008	34/21	+13	11-5
2007	23/40	-17	5-11
2006	40/23	+17	13-3
2005	26/36	-10	6-10
2004	34/23	+11	9-7
2003	41/38	+3	10-6
2002	31/32	-1	7-9
2001	28/36	-8	10-6
2000	49/26	+23	12-4
Total	583/510	+73	191-130

THE RAVENS ARE...

Since 2000, here are the Ravens' records in a game:

When turnover ratio is +2 or better	85-5
When turnover ratio is +1 or better	120-17
When turnover ratio is even	38-25
When turnover ratio is negative	32-86

THAT M&T MAGIC

HOME UNDER HARBS

Under John Harbaugh (since 2008) the Ravens own the NFL's second-best home winning percentage (.753), going 73-24 at M&T Bank Stadium.

NFL'S BEST REGULAR SEASON HOME RECORDS (John Harbaugh Era / Since 2008)

Rk.	Team	Record	Pct.
1.	New England Patriots	83-14	.856
2.	Baltimore Ravens	73-24	.753
3.	Green Bay Packers	71-23-2	.750
4.	Pittsburgh Steelers	68-28	.708
5.	New Orleans Saints	68-29	.701

RAVENS DEFEND THE BANK

The Ravens have been outstanding at home since they arrived in Baltimore. Below are their respective home records and corresponding NFL rankings during several periods.

RAVENS HOME RECORDS / NFL RANKINGS

Time Period (Milestone)	Record	NFL Rank
Since 2010 (Past 10-Plus Seasons)	61-20	2t
Since 2008 (John Harbaugh's Arrival)	73-24	2
Since 2000 (First Super Bowl Season)	119-42	2
Since 1998 (M&T Bank Stadium Opened)	127-50	3
Since 1996 (Team's Inception)	134-58-1	4

HOME "D" UNDER HARBS (SINCE 2008)

16.7	74.5	300.5
POINTS ALLOWED PER GAME (NFL'S BEST)	OPPONENT PASSER RATING (NFL'S BEST)	YARDS ALLOWED PER GAME (NFL'S BEST)

Dating back to 2008, the Ravens have outscored opponents 2,482 to 1,620 at home. In their 73 wins during this span, the margin of victory has been 14.4 points per game.

The Ravens own a +862 point differential at home under John Harbaugh, ranking No. 2 in the NFL (NE is +1,201).

Baltimore is 35-0 under Harbaugh when allowing 12 points or fewer at home.

HOME "D" DOMINANCE DATES WAY BACK

The Ravens' "D" has been stout at home for many seasons. Since 2003, Baltimore ranks at the top in several key categories:

BEST NFL DEFENSES AT HOME / SINCE 2003

POINTS PER GAME (Fewest Allowed)	TOTAL DEFENSE (Fewest Yards Allowed)
1. Baltimore 16.5	1. Baltimore 294.5
2. New England 16.9	2. Pittsburgh 298.1
3. Pittsburgh 18.2	3. NY Jets 312.9
INTERCEPTIONS	SACKS
1. New England 166	1. Minnesota 389
2. Baltimore 163	2. Pittsburgh 371
3. Green Bay 160	3. Baltimore 358

HOME FAST FACTS

- Under John Harbaugh, the Ravens are 19-3 in September home games. The Ravens have won 22 of their past 25 home games in the month of September (dating back to 2006).
- Under Harbaugh, the Ravens are 22-4 in November home games, producing the NFL's best such record. The Ravens have won 20 of their past 23 home games during the month.
- The Ravens are 21-8 at home in the month of December under Harbaugh and 41-16 in such games during their history.
- Under Harbaugh (since 2008), Baltimore has gone 19-5 against NFC teams at M&T Bank Stadium, producing the best home record by an AFC squad vs. the "other" conference.
- Baltimore has won 22 of its last 27 home games vs. NFC teams.
- In their history, the Ravens have hosted 19 games when the temperature was below 40 degrees. Baltimore is 16-3 in such games.
- Baltimore is 8-1 at home in November against AFC North foes under Harbaugh. Overall under Harbaugh, the Ravens are 24-10 in home games played against AFC North foes.
- Baltimore has won 21 of its last 29 home games vs. AFC North foes.
- The Ravens are 14-3 at home all time against teams from the West Coast (Oak. - 6-1, SD - 3-1, SF - 3-0 and Sea. - 2-1).

BEST HOME DEFENSE

Baltimore has permitted an NFL-best 16.7 ppg at home during the John Harbaugh Era. Under "Harbs," the Ravens are 33-0 at home when allowing 10 points or fewer. In 21 of those games, the Ravens gave up no more than 7 points.

FEWEST POINTS/GAME ALLOWED AT HOME (Since 2008 / John Harbaugh Era)

Rk.	Team	PPG
1.	Baltimore	16.7
2.	New England	18.0
3.	Pittsburgh	18.6



ALL-TIME RESULTS / TRENDS

RAVENS REGULAR SEASON RECORDS

	Overall Record	Home	Away
Overall	215-169-1	134-58-1	81-111
In M&T Bank Stadium (since 1998)	127-50	127-50	n/a
Coached by Ted Marchibroda	16-31-1	11-12-1	5-19
Coached by Brian Billick	80-64	50-22	30-42
Coached by John Harbaugh	119-74	73-24	46-50
vs. AFC Teams	161-130	99-48	62-82
vs. AFC North	64-45	38-17	26-28
vs. AFC Central (1996-2001)	26-28	13-14	13-14
vs. AFC East	27-20	19-5	8-15
vs. AFC South	19-17	13-5	6-12
vs. AFC West	25-20	16-7	9-13
vs. NFC Teams	54-39-1	35-10-1	19-29
vs. NFC North	8-8	6-2	2-6
vs. NFC Central (1996-2001)	3-5	3-1	0-4
vs. NFC East	13-9-1	8-2-1	5-7
vs. NFC South	12-8	6-4	6-4
vs. NFC West	18-9	12-1	6-8
On Monday Night Football	13-11	5-2	8-9
On Thursday Night Football	8-5	7-1	1-4
On Saturday	4-1	2-0	2-1
On Sunday Night Football	15-13	9-3	6-10
In Overtime	13-13-1	7-4-1	6-9
Ravens Shutout Wins	14-0	6-0	8-0
In Season Openers	14-11	9-4	5-7
Indoors	6-15	n/a	6-15

Note: Baltimore has played in Houston's Reliant/NRG Stadium five times (3-2), Indy's Lucas Oil Stadium twice (0-2), Dallas' Texas Stadium once (1-0) and Atlanta's Mercedes-Benz Stadium once (1-0). Three of those games at Reliant Stadium (12/13/10, 10/21/12 & 12/21/14) came when the roof was closed, meaning those games were "indoors," while the other games listed are considered "outdoors" due to open roofs.

In August	0-1	0-1	0-0
In September	51-32	33-8	18-24
In October	39-52	20-20	19-32
In November	61-39-1	37-13-1	24-26
In December	59-41	41-16	18-25
In January	5-4	3-0	2-4

RAVENS REGULAR SEASON RESULTS WHEN...

Team	Since 2000	Since 2008	2020	Offense	Since 2000	Since 2008	2020
Record	191-130	119-74	1-0	Scoring 20 or more points	153-49	102-34	1-0
vs. AFC North (since 2002)	64-45	46-27	1-0	Scoring 30 or more points	66-7	46-5	1-0
vs. AFC	144-98	90-55	1-0	Having 20 or more first downs	94-52	72-33	1-0
vs. NFC	47-32	29-19	0-0	Totaling 350 or more net yards	93-43	68-28	1-0
Home	119-42	74-24	1-0	At least 35 minutes time of poss.	56-7	36-5	0-0
Away	72-88	46-50	0-0	Rushing for 150 or more yards	70-17	45-9	0-0
On grass	97-72	59-36	1-0	When not throwing an INT	109-24	71-17	1-0
Artificial turf	94-58	60-38	0-0	With a 100-yard rusher	65-22	37-9	0-0
Outdoors	186-118	113-66	1-0	Without a 100-yard rusher	126-108	82-65	1-0
Indoors	5-12	4-7	0-0	With a 100-yard receiver	41-23	28-16	1-0
September	43-25	28-14	1-0	Without a 100-yard receiver	150-107	92-58	0-0
October	36-41	20-25	0-0	With a 300-yard passer	23-19	20-14	0-0
November	56-27	36-13	0-0	Without a 300-yard passer	168-111	99-60	1-0
December	51-34	32-20	0-0	Defense	Since 2000	Since 2008	2020
January	5-3	3-2	0-0	When scoring a defensive TD	49-7	27-5	0-0
Leading at halftime	153-24	98-18	1-0	When returning an INT for a TD	35-3	17-2	0-0
Trailing at halftime	27-93	14-51	0-0	When returning a fumble for a TD	16-4	12-3	0-0
Tied at halftime	11-13	7-5	0-0	Recording 3 or more sacks	100-39	54-25	0-0
Tied after 3 quarters	5-7	3-3	0-0	Holding opp. under 250 net yards	60-6	44-6	0-0
Leading After 3 quarters	163-18	105-16	1-0	Holding opp. under 21 points	154-36	98-15	1-0
Trailing after 3 quarters	24-104	11-58	0-0	Holding opp. under 15 points	116-16	68-7	1-0
Decided by 7 points or fewer	77-72	46-48	0-0	Allowing a 100-yard rusher	19-29	12-18	0-0
Decided by 3 points or fewer	43-40	27-26	0-0	Not allowing a 100-yard rusher	171-102	107-56	1-0
When scoring first	134-40	88-25	1-0	Allowing a 100-yard receiver	38-41	21-25	0-0
When not scoring first	58-90	31-49	0-0	Not allowing a 100-yard receiver	154-88	98-49	1-0
Positive or even turnover ratio	159-43	95-31	1-0	Allowing a 300-yard passer	24-29	16-21	0-0
Negative turnover ratio	32-87	24-43	0-0	Not allowing a 300-yard passer	166-101	103-53	1-0
Winning penalty ratio	84-54	53-28	1-0				
Losing penalty ratio	91-66	54-38	0-0				
Overtime	10-11	7-8	0-0				
When returning a KOR for a TD	5-3	5-2	0-0				
When returning a PR for a TD	9-3	5-1	0-0				

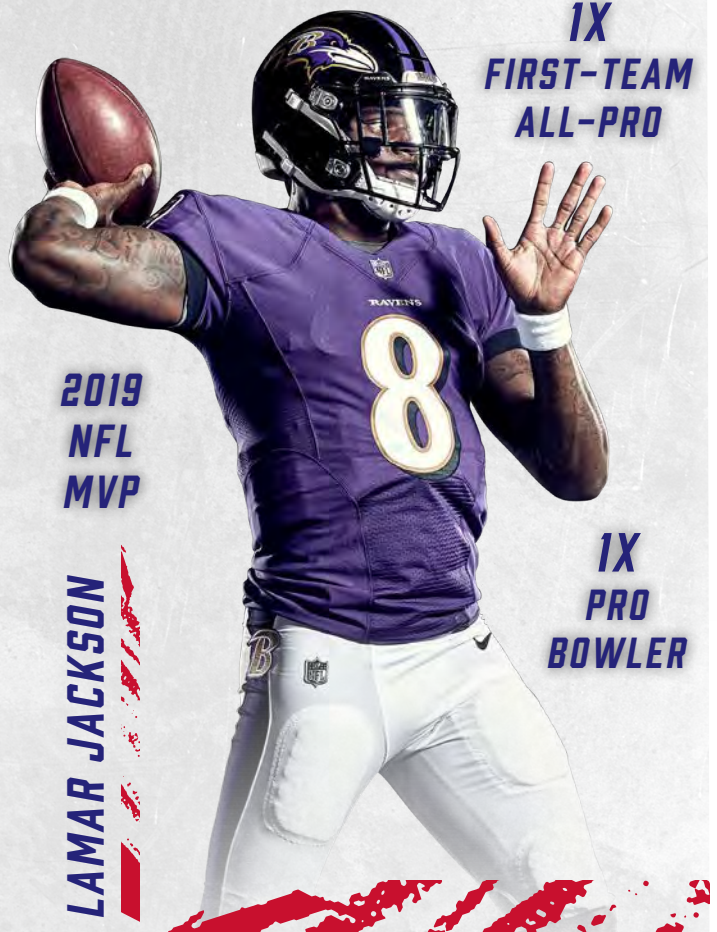
LAMAR JACKSON NOTES

UNANIMOUS NFL MVP

- X Baltimore is 20-3 with Jackson as its starter. Since his first NFL start (Week 11 of 2018), Jackson's 20 regular season wins rank as the most among all NFL starting QBs.
- X Jackson is the only QB in NFL history to produce at least 3,000 passing yards and 1,000 rushing yards in a single season. (He had 3,127 passing & 1,206 rushing yards in 2019.)
- X Jackson (36/7) is the third QB in NFL history to produce at least 35 passing TDs & 7 rushing TDs in a season. Steve Young (35/7 in 1994) & Cam Newton (35/10 in 2015) also accomplished this feat and won the NFL's MVP honor.
- X Jackson was responsible for an NFL-best 43 total TDs (36 passing & 7 rushing) in 2019. His 36 TD passes led the NFL and are the most in franchise single-season history.
- X In his final eight games of 2019 (he sat out Week 17), Jackson threw 25 TDs and 1 INT, completing 69.4% of his passes for 1,477 yards and a 130.3 rating. He had 630 rushing yards & 4 rush TDs.
- X Jackson rushed for 1,206 yards in 2019, marking the most by a quarterback in NFL single-season history. (The 1,206 ranked sixth overall in the NFL in 2019.)
- X In Week 15 vs. NYJ, Jackson produced his third game of 2019 (at Mia. & at LAR) with 5 passing TDs, becoming the sixth QB in NFL history with at least three 5-TD passing games in a season.
- X Jackson threw at least 4 TDs in an NFL-best four games in 2019. He also threw at least 3 TDs in an NFL-best eight games.
- X In 2019's Week 15 win vs. NYJ, Jackson rushed for at least 85 yards while throwing for 5 TDs for the second time in his career. (He also did this on 11/25/19 at LAR.) Cam Newton is the only other player in NFL history to accomplish the 85 rushing yards/5 passing TDs feat in a game, doing so in 2015.
- X Jackson posted two perfect passer ratings in 2019 (at Cin. & Mia.), making him one of two QBs in NFL history (Ben Roethlisberger, 2007) to attain the 158.3 mark twice in a season.
- X In Weeks 11 (vs. Hou) and 12 (at LAR), Jackson became the first NFL player ever to throw at least 4 passing TDs and have at least 50 yards rushing in back-to-back games.
- X Jackson owns the NFL single-season record for most 100-yard rushing games (5 in 2019) by a quarterback.
- X Jackson registered at least 60 rushing yards in nine-straight games (4-12) in 2019, ranking as the most consecutive 60+ rushing outputs by a QB in NFL single-season history.
- X In 2019's Week 6 victory over Cincinnati, Jackson became the first player ever to pass for 200 yards (236) and rush for 150 yards (152) in a regular season game. (Colin Kaepernick also accomplished this feat in a 2013 playoff game.)
- X In 2019's Week 2 win over Arizona, Jackson became the only player in NFL history to throw for at least 250 yards and rush for at least 120 yards in a regular season game.
- X In the 2019 Divisional Playoff vs. Tennessee, Jackson became the first player in NFL history with at least 350 passing yards and 100 rushing yards in a game. (This includes both regular season and playoff games.) He finished with 365 passing yards and 143 rushing yards on the night.

JACKSON'S 2019 NFL RANKINGS

- X 43 total touchdowns – 1st
- X 36 passing touchdowns – 1st
- X 9.0 passing touchdown pct. – 1st
- X 6.9 rushing average – 1st
- X 113.3 passer rating – 3rd
- X 1,206 rushing yards – 6th
- X Starting QB wins (13) – 1st (tied)
- X Games w/ 5 TD passes (3) – 1st
- X Games w/ 4+ TD passes (4) – 1st
- X Games w/ 3+ TD passes (8) – 1st
- X Perfect passer rating games (2) – 1st
- X 100-yard rush games (5) – 1st (by a QB)



LAMAR JACKSON NOTES

WHAT A START

In 2019's Week 1 win at Miami, QB Lamar Jackson completed 17 of 20 passes for 324 yards, 5 TDs and 0 INTs for a 158.3 passer rating. He is one of nine QBs in NFL history with at least 300 passing yards, 5 TDs and a perfect rating in a game.

QUARTERBACKS w/ 300 YARDS, 5 TDs & A 158.3 RATING (NFL History)

Player	Date/Opp.	Cmp-Att.	Pct.	Yards	TDs
Aaron Rodgers	10/20/19 vs. Oak.	25-31	80.6	429	5
Deshaun Watson	10/6/19 vs. Atl.	28-33	84.8	426	5
Lamar Jackson	9/8/19 at Mia.	17-20	85.0	324	5
Ben Roethlisberger	11/8/18 vs. Car.	22-25	88.0	328	5
Jared Goff	9/27/18 vs. Min.	26-33	78.8	465	5
Nick Foles	11/3/13 at Oak.	22-28	78.6	406	7
Drew Brees	11/30/09 vs. NE	18-23	78.3	371	5
Tom Brady	10/21/07 at Mia.	21-25	84.0	354	6
Peyton Manning	9/28/03 at NO	20-25	80.0	314	6

PASSING TOUCHDOWNS

RAVENS SINGLE-GAME HISTORY

Quarterback/Date/Opp.	TDs
Lamar Jackson, 12/12/19 vs. NYJ	5
Lamar Jackson, 11/25/19 at LAR	5
Lamar Jackson, 9/8/19 at Mia	5
Joe Flacco, 10/12/14 at TB.....	5
Tony Banks, 9/10/00 vs. Jax.....	5

COMPLETION PCT.

RAVENS SINGLE-GAME HISTORY

Quarterback/Date/Opp.	Pct.
Lamar Jackson, 11/10/19 at Cin	88.2
Lamar Jackson, 9/8/19 at Mia	85.0
Joe Flacco, 11/1/09 vs. Den.....	80.0

PASSER RATING

RAVENS SINGLE-GAME HISTORY

Quarterback/Date/Opp.	Rate
Lamar Jackson, 11/10/19 at Cin	158.3
Lamar Jackson, 9/8/19 at Mia	158.3
Joe Flacco, 10/12/14 at TB.....	149.7

JACKSON IS THE YOUNGEST QB IN NFL HISTORY TO PRODUCE A PERFECT PASSER RATING. INCREDIBLY, HE'S DONE IT TWICE.

CONSECUTIVE PASSES, NO INTs

RAVENS ALL-TIME HISTORY

Quarterback/Dates	Passes
Lamar Jackson, 11/25/18-9/29/19	248
Lamar Jackson, 10/6/19-12/8/19	181
Joe Flacco, 9/25/16-10/23/16.....	176

JACKSON'S TOP 2019 AWARDS

- X NFL MVP (Associated Press & PFWA)
- X Offensive Player of the Year (PFWA)
- X First-Team All-Pro (Associated Press & PFWA)
- X All-NFL Team (PFWA)
- X AFC Offensive Player of the Year (NFL 101 Awards)
- X Bert Bell Pro Player of the Year (Maxwell FB Club)
- X FedEx Air Player of the Year
- X Pro Bowler and Pro Bowl Offensive MVP
- X AFC Offensive Player of the Month (November)
- X Five-Time AFC Offensive Player of the Week
- X Three-Time FedEx Air Player of the Week
- X One-Time FedEx Ground Player of the Week

PASSING TOUCHDOWNS

RAVENS SINGLE-SEASON HISTORY

Rk.	Quarterback (Year)	TDs
1.	Lamar Jackson (2019)	36
2.	Vinny Testaverde (1996).....	33
3.	Joe Flacco (2014).....	27
4.	Joe Flacco (2010).....	25
5.	Joe Flacco (2012).....	22

PASSER RATING

RAVENS SINGLE-SEASON HISTORY

Rk.	Quarterback (Year)	Rate
1.	Lamar Jackson (2019)	113.3
2.	Joe Flacco (2010).....	93.6
3.	Joe Flacco (2014).....	91.0
4.	Joe Flacco (2009).....	88.9
5.	Vinny Testaverde (1996).....	88.7

TD PASS PERCENTAGE

RAVENS SINGLE-SEASON HISTORY

Rk.	Quarterback (Year)	TD%
1.	Lamar Jackson (2019)	9.0
2.	Vinny Testaverde (1996).....	6.0
3.	Tony Banks (1999).....	5.3
	Trent Dilfer (2000).....	5.3
5.	Joe Flacco (2010).....	5.1

MOST REG. SEASON WINS BY A STARTING QB (SINCE WEEK 11 OF 2018 / JACKSON'S FIRST NFL START)

Rk.	Quarterback	Record
1.	Lamar Jackson (Bal.)	20-3
2.	Russell Wilson (Sea.).....	18-6
3.	Tom Brady (NE/TB).....	16-7
	Aaron Rodgers (GB).....	16-8

LAMAR JACKSON NOTES

100-YARD RUSHING GAMES (Quarterbacks / Single-Season NFL History)

1. Lamar Jackson (2019) 5
2. Russell Wilson (2014) 3
- Michael Vick (2006) 3
- Michael Vick (2004) 3

CAREER 100-YARD RUSHING GAMES (Quarterbacks / NFL History)

1. Michael Vick 10
2. Lamar Jackson 6
3. Russell Wilson 4
4. R. Cunningham, B. Douglass 3
- D. McNabb, C. Newton & T. Rote 3

MOST CAREER GAMES w/ 5 TD PASSES & 85+ YARDS RUSHING YARDS (NFL History)

1. Lamar Jackson 2
2. Cam Newton 1

Note: Newton's "5/85" game came during his 2015 NFL MVP campaign.

MOST GAMES w/ 5 TD PASSES (NFL Single-Season History)

1. Peyton Manning (2004)* 4
2. Lamar Jackson (2019)* 3
- Cam Newton (2015)* 3
- Drew Brees (2011) 3
- Tom Brady (2007)* 3
- Daunte Culpepper (2004) 3

* Won NFL MVP

MOST GAMES w/ 4+ TD PASSES (2019 Season)

1. Lamar Jackson (Bal.) 4
2. Jimmy Garoppolo (SF) 3
- Daniel Jones (NYG) 3
- Jameis Winston (TB) 3

MOST GAMES w/ 3+ TD PASSES (2019 Season)

1. Lamar Jackson (Bal.) 8
2. Drew Brees (NO) 7
3. Dak Prescott (Dal.) 6
4. Patrick Mahomes (KC) 5
- Matthew Stafford (Det.) 5
- Deshaun Watson (Hou.) 5
- Jameis Winston (TB) 5

TOTAL TOUCHDOWNS / 2019

1. Lamar Jackson (Bal.) 43
2. Russell Wilson (Sea.) 34
- Jameis Winston (TB) 34

PASSING TOUCHDOWNS / 2019

1. Lamar Jackson (Bal.) 36
2. Jameis Winston (TB) 33
3. Russell Wilson (Sea.) 31

NFL PASSER RATING / 2019

1. Ryan Tannehill (Ten.) 117.5
2. Drew Brees (NO) 116.3
3. Lamar Jackson (Bal.) 113.3

MOST RUSHING YARDS

(Quarterbacks / Single-Season NFL History)

1. Lamar Jackson (2019) 1,206
2. Michael Vick (2006) 1,039
3. Bobby Douglass (1972) 968
4. Randall Cunningham (1990) 942
5. Michael Vick (2004) 902

2019 NFL RUSHING LEADERS

In 2019, QB Lamar Jackson ranked sixth in the NFL in rushing yards (1,206), while RB Mark Ingram II (1,018) was No. 14.

MOST NFL RUSHING YARDS / 2019 SEASON

Rk.	Player	Att.	Yards	Avg.	TDs	LG
1.	Derrick Henry (Ten.)	303	1,540	5.08	16	74
2.	Nick Chubb (Cle.)	298	1,494	5.01	8	88
3.	Christian McCaffrey (Car.)	287	1,387	4.83	15	84
4.	Ezekiel Elliott (Dal.)	301	1,357	4.51	12	33
5.	Chris Carson (Sea.)	278	1,230	4.42	7	59
6.	Lamar Jackson (Bal.)	176	1,206	6.85	7	47
7.	Leonard Fournette (Jax.)	265	1,152	4.35	3	81
8.	Josh Jacobs (Oak.)	242	1,150	4.75	7	51
9.	Joe Mixon (Cin.)	278	1,137	4.09	5	41
10.	Dalvin Cook (Min.)	250	1,135	4.54	13	75
11.	Marlon Mack (Ind.)	247	1,091	4.42	8	63
12.	Aaron Jones (GB)	236	1,084	4.59	16	56
13.	Carlos Hyde (Hou.)	245	1,070	4.37	6	58
14.	Mark Ingram II (Bal.)	202	1,018	5.04	10	53

ESPN: The Undefeated's William Rhoden

"Get rid of distinctions, stereotypes and labels that limit, marginalize and underestimate. Lamar Jackson is a quarterback – not a running quarterback, or an athletic quarterback or a dual-threat quarterback. He is a winning quarterback. That's the only distinction that matters."

ESPN.com's Michael Wilbon

"This guy is that good on his feet. He is Fred Astaire and Bo Jackson in concert. He's that good."

MARK INGRAM II NOTES



**3X
PRO BOWLER**

INGRAM II'S YPC RANKS NO. 1

Since 2014, RB Mark Ingram II's 4.75 YPC average ranks first among active RBs (min. 600 attempts).

NFL YARDS-PER-CARRY AVERAGE / SINCE 2014

Rk.	Player	Att.	Yards	Avg.	TDs	LG
1.	Mark Ingram II (Bal.)	1,177	5,592	4.75	49	75
2.	Derrick Henry (Ten.)	835	3,949	4.73	38	99
3.	Chr. McCaffrey (Car.)	646	3,016	4.67	26	84
4.	Ezekiel Elliott (Dal.)	1,191	5,501	4.62	41	60
5.	Lamar Miller (NE)	1,126	4,905	4.36	29	97

In 2019 at KC, RB Mark Ingram II produced 3 rushing TDs for the second time (11/12/17) in his standout career. It marked the fifth 3-TD rushing performance ever by a Raven, as Ray Rice (2011), Willis McGahee (2010) and Jamal Lewis (2006 & 2003) also accomplished the feat.

TOUCHDOWN MACHINE

Among active RBs, Mark Ingram II's 49 rushing scores since 2014 are the league's second most (Todd Gurley – 59). Among active RBs overall, his 60 rushing TDs rank as the league's fourth most.

RUSHING TOUCHDOWNS (Active RBs / Since 2014)

- Todd Gurley (Atl.) 59
- Mark Ingram II (Bal.) 49**
- Ezekiel Elliott (Dal.) 41
- Latavius Murray (NO) 39
- Derrick Henry (Ten.) 38

RUSHING TOUCHDOWNS (Active Running Backs)

- Adrian Peterson (Det.) 111
- Frank Gore (NYJ) 80
- LeSean McCoy (TB) 73
- Mark Ingram II (Bal.) 60**
- Todd Gurley (Atl.) 59

2019 NFL RUSHING LEADERS

In 2019, QB Lamar Jackson ranked sixth in the NFL in rushing yards (1,206), while RB Mark Ingram II (1,018) was No. 14.

MOST NFL RUSHING YARDS / 2019 SEASON

Rk.	Player	Att.	Yards	Avg.	TDs	LG
1.	Derrick Henry (Ten.)	303	1,540	5.08	16	74
2.	Nick Chubb (Cle.)	298	1,494	5.01	8	88
3.	Christian McCaffrey (Car.)	287	1,387	4.83	15	84
4.	Ezekiel Elliott (Dal.)	301	1,357	4.51	12	33
5.	Chris Carson (Sea.)	278	1,230	4.42	7	59
6.	Lamar Jackson (Bal.)	176	1,206	6.85	7	47
7.	Leonard Fournette (Jax.)	265	1,152	4.35	3	81
8.	Josh Jacobs (Oak.)	242	1,150	4.75	7	51
9.	Joe Mixon (Cin.)	278	1,137	4.09	5	41
10.	Dalvin Cook (Min.)	250	1,135	4.54	13	75
11.	Marlon Mack (Ind.)	247	1,091	4.42	8	63
12.	Aaron Jones (GB)	236	1,084	4.59	16	56
13.	Carlos Hyde (Hou.)	245	1,070	4.37	6	58
14.	Mark Ingram II (Bal.)	202	1,018	5.04	10	53

X Ingram II has produced at least 6 rushing TDs in six-straight seasons, marking the NFL's longest active streak. Not since Adrian Peterson (seven, from 2007-13) has an NFL player scored at least 6 rushing TDs in six-straight seasons.

X Ingram II tallied four 100-yard rushing games in 2019 and now has 19 overall for his career. In Week 16 at Cleveland, he surpassed the 1,000-yard rushing milestone for the third time in his career.

2019 NFL RUSHING TDs

Rk.	Player	TDs
1.	Derrick Henry (Ten.)	16
	Aaron Jones (GB)	16
3.	Christian McCaffrey (Car.)	15
4.	Dalvin Cook (Min.)	13
	Ezekiel Elliott (Dal.)	12
	Todd Gurley (LAR)	12
7.	Mark Ingram II (Bal.)	10

2019 NFL SCRIMMAGE TDs

Rk.	Player	TDs
1.	Aaron Jones (GB)	19
	Christian McCaffrey (Car.)	19
3.	Derrick Henry (Ten.)	18
4.	Mark Ingram II (Bal.)	15

RAVENS SCRIMMAGE TDs

Rk.	Player	TDs
1.	Mark Ingram II (2019)	15
	Ray Rice (2011)	15
3.	Michael Jackson (1996)	14
	Jamal Lewis (2003)	14
	Willis McGahee (2009)	14



MARK INGRAM II

MARK ANDREWS & MARQUISE BROWN NOTES

THE 2019 ANDREWS IMPACT

2019 NFL RECEIVING LEADERS / TIGHT ENDS

RECEIVING YARDS

Rk.	Tight End	Yards
1.	Travis Kelce	1,229
2.	Darren Waller	1,145
3.	George Kittle	1,053
4.	Zach Ertz	.916
5.	Mark Andrews	.852
6.	Austin Hooper	.787
7.	Tyler Higbee	.734

RECEPTIONS

Rk.	Tight End	Rec.
1.	Travis Kelce	97
2.	Darren Waller	90
3.	Zach Ertz	88
4.	George Kittle	85
5.	Austin Hooper	75
6.	Tyler Higbee	69
7.	Mark Andrews	64

REC. TOUCHDOWNS

Rk.	Tight End	TDs
1.	Mark Andrews	10
2.	Jared Cook	9
3.	Darren Fells	7

20+ YARD RECEPTIONS

Rk.	Tight End	20+ Rec.
1.	Mark Andrews	16
	George Kittle	16
3.	Jared Cook	15

TE Mark Andrews owns the two longest receptions by a TE in Ravens history: 74-yarder vs. Oak. (11/25/18) & 68-yarder at LAC (12/22/18).

ALL-TIME GREAT SEASON BY A RAVENS' TE

TE Mark Andrews' 10 TD catches in 2019 ranked No. 1 by a tight end in Ravens single-season history, while his 852 receiving yards were second.

MOST RAVENS RECEIVING YARDS (Single-Season / Tight Ends)

1.	Todd Heap (2005)	.855
2.	Mark Andrews (2019)	.852
3.	Todd Heap (2002)	.836

MOST RAVENS RECEIVING TDS (Single-Season / Tight Ends)

1.	Mark Andrews (2019)	10
2.	Todd Heap (2005)	7
	Dennis Pitta (2012)	7

ANDREWS TOP 3 IN TD CATCHES

Only three Ravens players have ever posted at least 10 receiving TDs in a season, including TE Mark Andrews, whose 2019 Pro Bowl campaign was spectacular.

MOST RAVENS RECEIVING TOUCHDOWNS (Single-Season History)

Rk.	Player (Season)	Rec. TDs
1.	Michael Jackson (1996)	14
2.	Torrey Smith (2014)	11
3.	Mark Andrews (2019)	10

ANDREWS HAS EYES FOR END ZONE

TE Mark Andrews has posted an NFL-high 12 receiving TDs since the 2019 season began. Nine of Andrews' scores came in the red zone, also the NFL's most during that span.

NFL RECEIVING TOUCHDOWNS / SINCE 2019

Rk.	Player (Team)	Rec. TDs
1.	Mark Andrews (Bal.)	12
2.	Kenny Golladay (Det.)	11
3.	Cooper Kupp (LAR)	10
	Darius Slayton (NYG)	10

ROOKIE BROWN WAS A TD MACHINE

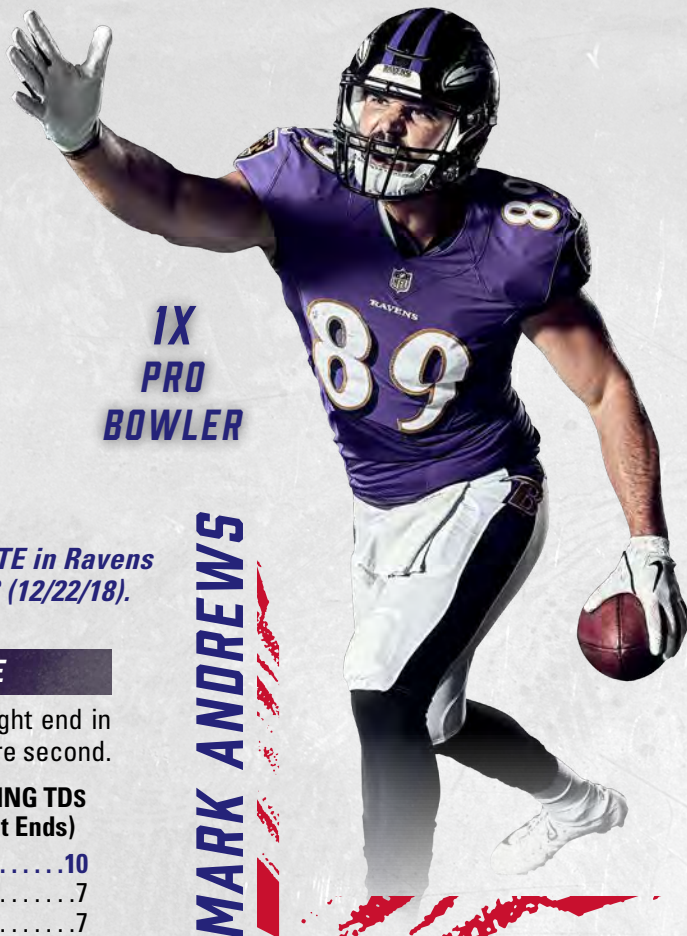
WR Marquise Brown posted 7 TD receptions in 2019, a mark that tied for third among all NFL rookies and ties for first on the Ravens' single-season rookie franchise record list.

RECEIVING TDS (NFL Rookies / 2019)

1.	A.J. Brown (Ten.)	8
	Darius Slayton (NYG)	8
3.	Marquise Brown (Bal.)	7
	Terry McLaurin (Was.)	7
	D.K. Metcalf (Sea.)	7

RAVENS TOUCHDOWNS (Rookies / Single Season)

1.	Marquise Brown (2019)	7
	Marlon Brown (2013)	7
	Torrey Smith (2011)	7
4.	Jamal Lewis (2000)	6



MARK ANDREWS

MARQUISE BROWN



CALAIS CAMPBELL NOTES

BEHIND ENEMY LINES

DE Calais Campbell has played in 187 games, with 169 starts. Campbell ranks first in both categories among active defensive linemen in the league.

MOST GAMES PLAYED / ACTIVE NFL DEFENSIVE LINEMEN

Rk.	Player (Teams)	Games Played
1.	Calais Campbell (Ari./Jax./Bal.)	187
2.	Ndamukong Suh (Det./Mia./LAR/TB)	159
3.	Tyson Alualu (Jax./Pit.)	158
4.	Geno Atkins (Cin.)	153
5.	Carlos Dunlap (Cin.)	149

MOST GAMES STARTED / ACTIVE NFL DEFENSIVE LINEMEN

Rk.	Player (Teams)	Games Started
1.	Calais Campbell (Ari./Jax./Bal.)	169
2.	Ndamukong Suh (Det./Mia./LAR/TB)	159
3.	Cameron Jordan (NO)	144
4.	Jurrell Casey (Ten./Den.)	138
5.	Linval Joseph (Min./LAC)	135
5.	Geno Atkins (Cin.)	134

CALAIS CAMPBELL



1X
FIRST-TEAM
ALL-PRO

3X
SECOND-TEAM
ALL-PRO

5X
PRO BOWLER

2017
PFWA NFL
DEFENSIVE PLAYER
OF THE YEAR

2019
WALTER PAYTON
MAN OF THE YEAR

TACKLES FOR LOSS

Since being drafted in 2008, DE Calais Campbell's 151 tackles for loss rank second in the NFL, trailing only Houston DE J.J. Watt's 158 TFL during that span.

MOST TACKLES FOR LOSS / ACTIVE NFL DEFENDERS

Rk.	Player (Teams)	TFL
1.	J.J. Watt (Hou.)	158
2.	Calais Campbell (Bal.)	151
3.	Von Miller (Den.)	135
4.	Aaron Donald (LAR)	118
	Lavonte David (TB)	118

DE Calais Campbell has posted eight multi-sack games since the start of the 2017 season, ranking sixth most in the NFL during that span.

MOST MULTI-SACK GAMES SINCE 2017 ACTIVE NFL DEFENDERS

Rk.	Player (Team)	Games
1.	Aaron Donald (LAR)	14
2.	Cameron Jordan (NO)	13
3.	Chandler Jones (Ari.)	11
4.	Ryan Kerrigan (Was.)	10
5.	Yannick Ngakoue (Min.)	9
6.	Calais Campbell (Bal.)	8

FIVE-SACK SEASONS

CONSECUTIVE SEASONS WITH AT LEAST 5.0 SACKS ACTIVE NFL DEFENDERS

Rk.	Player (Team)	Seasons
1.	Calais Campbell (Bal.)	11(2009-19)
2.	Von Miller (Den.)	9 (2011-19)
	Ryan Kerrigan (Was.)	9 (2011-19)

**Head Coach John Harbaugh on
Calais Campbell Receiving a
Week 1 Game Ball:**

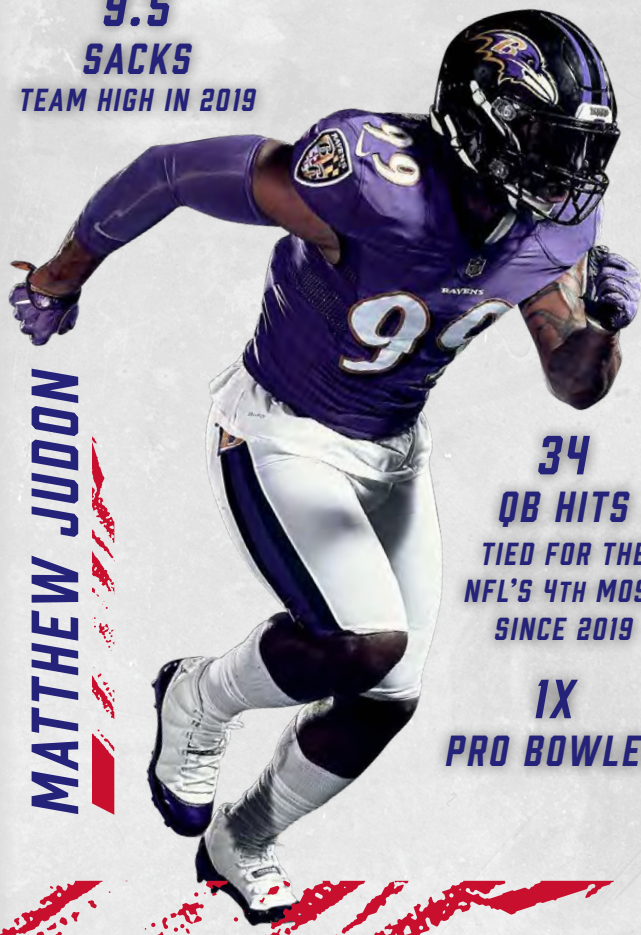
"On defense, it went to Calais Campbell. Calais, he turned the tide there a little bit. It wasn't just Calais, obviously, it was a team effort. But [he] made a couple big plays that got us going there a little bit."

DID YOU KNOW?

- Since 2017, DE Calais Campbell is the only defender in the NFL to register at least 190 tackles and 30.0 sacks.
- In Campbell's 2008 rookie campaign, his team (Ari.) reached the Super Bowl, and in 2017, he played in the AFC Championship game (Jax.).

MATTHEW JUDON & MARCUS PETERS NOTES

**9.5
SACKS**
TEAM HIGH IN 2019



MATTHEW JUDON

**34
QB HITS**
TIED FOR THE
NFL'S 4TH MOST
SINCE 2019

**1X
PRO BOWLER**

ALL-AROUND DEFENDERS

OLB Matthew Judon is one of four NFL defenders to register at least 150 tackles, 70 QB hits, 40 TFL and 20 sacks since 2017.

SINCE 2017 / NFL DEFENDERS WITH AT LEAST 150 TACKLES, 70 QB HITS, 40 TFL & 20 SACKS

Defender	Tackles	Sacks	TFL	QB Hits
Calais Campbell (Bal.)	196	31.5	44	77
Chandler Jones (Ari.)	163	50.0	52	79
Cameron Jordan (NO)	168	40.5	51	75
Matthew Judon (Bal.)	160	24.5	42	72

Note: The 2019 Pro Bowler Judon was one of three NFL defenders (Shaquil Barrett & T.J. Watt) to tally at least 50 tackles, 9 sacks, 30 QB hits & 4 FFs in 2019.

BACKFIELD DISTURBANCE

OLB Matthew Judon has 24.5 sacks since the 2017 campaign, ranking as Baltimore's most. Judon has also posted the Ravens' most QB hits (72) over the past three seasons.

RAVENS SACKS (Since 2017)

1. Matthew Judon 24.5
2. Terrell Suggs 18
3. Za'Darius Smith 12
4. Patrick Onwuasor 9.5

(Purple Indicates Current Raven)

RAVENS QB HITS (Since 2017)

1. Matthew Judon 72
2. Za'Darius Smith 41
3. Terrell Suggs 35
4. Patrick Onwuasor 19

PICK ARTIST

Since entering the NFL in 2015, CB Marcus Peters' 6 INT-TDs rank No. 1 among all defenders, as do his 27 INTs. In 2019, Peters produced an NFL-best 3 INT-TDs, 2 of which came with Baltimore after his trade from LAR.

NFL INTERCEPTION LEADERS (Since 2015 / Active Players)

1. Marcus Peters (Bal.) 27
2. Stephon Gilmore (NE) 19
3. Janoris Jenkins (NO) 17
- Darius Slay (Phi.) 17
- Kevin Byard (Ten.) 17

NFL INT-TD LEADERS (Since 2015 / Active Players)

1. Marcus Peters (Bal.) 6
2. Deion Jones (Atl.) 4
3. Three Players 3

TAKEAWAY MACHINE

- A 2019 first-team All-Pro DB and Pro Bowler, Peters had 5 INTs, tying for the NFL's fourth most. (He had 3 picks with Baltimore & 2 with LAR.)
- Peters has scored 7-career defensive TDs (6 INT & 1 FR), which stand as the NFL's most since 2015.
- Peters has posted 33 total takeaways (27 INTs & 6 FRs) during his career.
- Peters' 6 INT-TDs tie Hall of Famer Lem Barney for the second most by a player in his first five seasons. Only HOFer Ken Houston (9) had more.

**2X
FIRST-TEAM
ALL-PRO**

**2X
SECOND-TEAM
ALL-PRO**

**3X
PRO
BOWLER**



MARCUS PETERS

BRANDON WILLIAMS & MARLON HUMPHREY NOTES

WILLIAMS ANCHORS RUN "D"

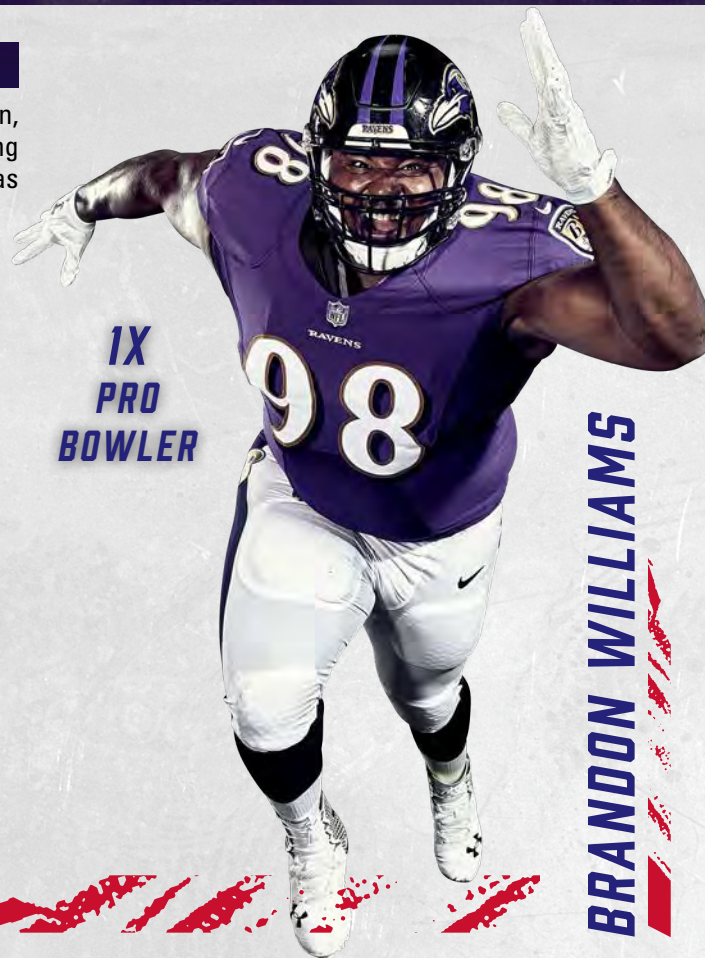
Pro Bowl DT Brandon Williams is one of the NFL's top D-linemen, helping Baltimore regularly produce a stout run defense. Dating back to '14, when he became a full-time starter, Baltimore has been especially stout vs. opposing ground games.

NFL RUSHING YARDS ALLOWED PER GAME (Since 2014)

1. Baltimore Ravens	95.3
2. Seattle Seahawks	99.8
Pittsburgh Steelers	99.8
4. New York Jets	101.1
5. Dallas Cowboys	102.1

NFL RUSHING AVG. YARDS PER CARRY ALLOWED (Since 2014)

1. New York Jets	3.85
2. Denver Broncos	3.89
3. Baltimore Ravens	3.94
4. Tampa Bay Buccaneers	3.97
5. Tennessee Titans	4.02



1X
PRO
BOWLER

BRANDON WILLIAMS

1X
PRO BOWLER



MARLON HUMPHREY

1X
FIRST-TEAM
ALL-PRO

RAVENS PASS DEFENDERS SINCE 2019

INTERCEPTIONS

1. Marlon Humphrey	4
2. Marcus Peters	3
3. Josh Byner	2
Earl Thomas III	2

PASSES DEFENSED

1. Marlon Humphrey	15
2. Marcus Peters	11
3. Chuck Clark	9
4. Brandon Carr	6
Jimmy Smith	6

MARLON MAKES PLAYS

- X Humphrey, the Ravens' 2017 first-round pick, produced 14 PD in 2019, tying for the NFL's eighth most by a CB. Humphrey earned first-team All-Pro honors at DB and his first Pro Bowl accolade.
- X In 2019, Humphrey had 3 INTs, 14 PD, 2 FFs and 3 FRs, two of which he returned for TDs (70-yarder vs. NE & 18-yarder at Sea.).
- X Humphrey's 70-yard FR-TD vs. NE in Week 9 of the 2019 season is the longest fumble recovery return in Ravens franchise history.
- X On 10/6 at Pittsburgh (2019), Humphrey made a clutch forced fumble on WR JuJu Smith-Schuster and recovered the ball, helping set up K Justin Tucker's game-winning, 46-yard FG in Baltimore's 26-23 OT victory.
- X Humphrey was one of three NFL defenders (Minkah Fitzpatrick & Harrison Smith) to post at least 3 INTs, 2 FFs and 2 FRs (3) in 2019.

JUSTIN TUCKER NOTES

TUCKER RANKS NO. 1

K Justin Tucker, the most accurate kicker ever, owns a 90.8% success mark. In 2019, for the fourth-consecutive season, he scored exactly 141 points. The four 141-point outputs by Tucker tie for the Ravens' single-season scoring record and make him the NFL's only kicker to surpass the 140 mark in each of the past four years (2016-19).

BEST CAREER FIELD GOAL PERCENTAGE (NFL History / Min. 100 Att.)

Rk.	Player	FGM	FGA	Pct.
1.	Justin Tucker (Bal.)	266	293	90.8
2.	Harrison Butker (KC)	98	109	89.9
3.	Josh Lambo (Jax.)	125	141	88.7
4.	Wil Lutz (NO)	121	138	87.7
5.	Stephen Gostkowski (Ten.)	375	432	86.8

TUCKER TIDBITS

- Since PATs were moved back to the 15-yard line in 2015, Tucker (193-of-196) has produced the NFL's best PAT percentage (98.4).
- Tucker's 93.0 career FG% when kicking on grass (159-of-171) ranks as the NFL's best of all time.
- Tucker's 94.2 career FG% in the second half/OT (131-of-139) ranks as the NFL's best second half/OT mark of all time.
- Tucker is a seven-time AFC Special Teams Player of the Month, ranking four more than legends S Ed Reed & K Matt Stover for the most POM awards in Ravens history. (Tucker has also earned a team-record 11 AFC ST Player of the Week honors.)
- Tucker's 6 FGs on 12/16/13 at Detroit set a team record and a single-game NFL high in 2013. He became the first NFL kicker ever to connect from the 20-, 30-, 40-, 50- & 60-yard range in a game.

7X
AFC ST PLAYER
OF THE MONTH

TUCKER'S GAME-WINNERS

15

CAREER GAME-WINNING FGs BY K JUSTIN TUCKER

- 2019: Week 13 vs. SF, 49 yds
- 2019: Week 5 at Pit., 46 yds OT
- 2018: Week 11 vs. Cin., 24 yds
- 2016: Week 3 at Jax., 53 yds
- 2016: Week 2 at Cle., 49 yds
- 2015: Week 11 vs. STL, 47 yds
- 2015: Week 8 vs. SD, 39 yds
- 2015: Week 4 at Pit., 52 yds OT
- 2014: Week 3 at Cle., 32 yds
- 2013: Week 15 at Det., 61 yds
- 2013: Week 10 vs. Cin., 46 yds OT
- 2013: Week 5 at Mia., 44 yds
- 2012: Div. at Den., 47 yds 2OT
- 2012: Week 12 at SD, 38 yds OT
- 2012: Week 3 vs. NE, 27 yds

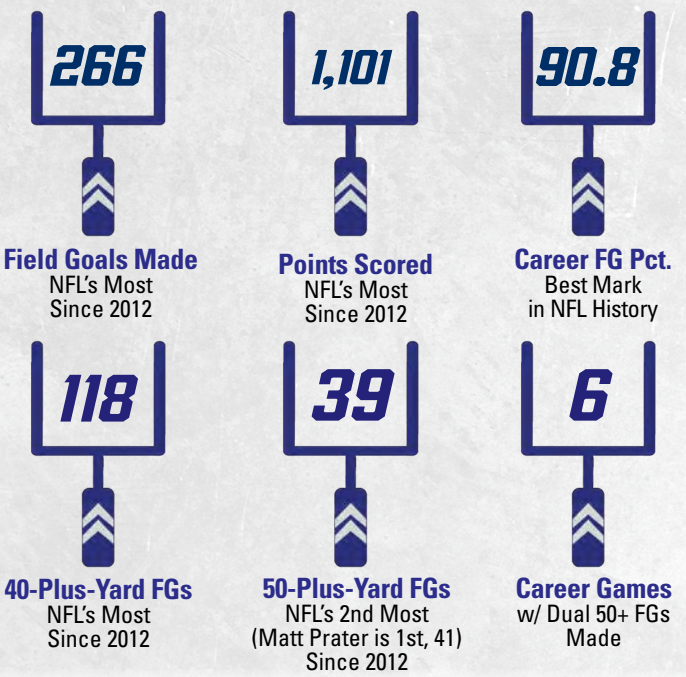


JUSTIN TUCKER

4X
FIRST-TEAM
ALL-PRO

1X
SECOND-TEAM
ALL-PRO

3X
PRO BOWLER



JUSTIN TUCKER NOTES

TUCK'S CHART TALK

MOST FIELD GOALS MADE / SINCE 2012

Rk.	Player (Team)	FGM
1.	Justin Tucker (Bal.)	266
2.	Stephen Gostkowski (Ten.)	234
3.	Stephen Hauschka (FA)	223
4.	Matt Prater (Det.)	212
	Adam Vinatieri (FA)	212

MOST NFL POINTS / SINCE 2012

Rk.	Player (Team)	Points
1.	Justin Tucker (Bal.)	1,101
2.	Stephen Gostkowski (Ten.)	1,067
3.	Matt Prater (Det.)	961
4.	Stephen Hauschka (FA)	953
5.	Mason Crosby (GB)	937

CONSECUTIVE FIELD GOALS MADE (All-Time NFL Streaks)

Rk.	Kicker (Years)	FGs Made
1.	Adam Vinatieri (2015-16)	44
2.	Mike Vanderjagt (2002-04)	42
3.	Gary Anderson (1997-98)	40
4.	Matt Stover (2005-06)	36
5.	Justin Tucker (2015-16)	35
	Adam Vinatieri (2013-14)	35

BEST NFL FIELD GOAL PERCENTAGE (2019 Season)

Rk.	Player (Team)	FGM-FGA	Pct.
1.	Josh Lambo (Jax.)	33-34	97.1
2.	Justin Tucker (Bal.)	28-29	96.6
3.	Chris Boswell (Pit.)	29-31	93.5
4.	Dan Bailey (Min.)	27-29	93.1
5.	Mason Crosby (GB)	22-24	91.7
6.	Harrison Butker (KC)	34-38	89.5

BEST FIELD GOAL PERCENTAGE / ROOKIES (NFL History)

Rk.	Player (Year)	FGM-FGA	Pct.
1.	Michael Badgley (2018)	15-16	93.8
2.	Blair Walsh (2012)	35-38	92.1
3.	Justin Tucker (2012)	30-33	90.9
4.	Harrison Butker (2017)	38-42	90.5
5.	Jason Sanders (2018)	18-20	90.0
6.	Two Players	n/a	88.9

BEST FIELD GOAL PERCENTAGE (Ravens Single-Season History)

Rk.	Player (Year)	FGM-FGA	Pct.
1.	Justin Tucker (2016)	38-39	97.4
2.	Justin Tucker (2019)	28-29	96.6
3.	Matt Stover (2006)	28-30	93.3
4.	Justin Tucker (2013)	38-41	92.7
5.	Justin Tucker (2017)	34-37	91.9

(min. 16 att.)

2016: PERHAPS THE BEST SEASON EVER

- In 2016, All-Pro K Justin Tucker connected on 38 of 39 FGAs (lone miss was a block), posting the fifth-best pct. (97.4) in NFL single-season history. In addition to making 35-straight FGs at one point (tied for fifth-best streak ever), here are facts about his remarkable season, arguably the best ever by a kicker:
- Tucker's 38 FGs made ranked No. 1 in the NFL. He was also 27-of-27 on PATs. An NFL single-season record 24 of Tucker's 38 FGs made in 2016 came from 40 yards or beyond.
- Tucker's 10 FGs of 50-plus yards are a Ravens' single-season record. They tie (Blair Walsh, 2012) for the most in NFL history. (Tucker was a perfect 10-for-10 from 50 yards and out during the 2016 season.)
- Tucker's 141 points ranked second in the league only behind Atlanta's Matt Bryant (158).
- In Week 12 of 2016 vs. Cincy, Tucker became just the ninth kicker in league history to make 3 FGs of 50-plus yards in a single game (52, 57 & 54). He is also the first kicker in NFL history to make 3 FGs of 50-plus yards in the first half of a game. (These feats earned him AFC ST POW honors.)

BEST FG PERCENTAGE / NFL SINGLE-SEASON HISTORY

Rk.	Player (Team)	FGM	FGA	Pct.
1.	Gary Anderson (1998)	35	35	100.0
	Mike Vanderjagt (2003)	37	37	100.0
	Jeff Wilkins (2000)	17	17	100.0
	Tony Zendejas (1991)	17	17	100.0
5.	Justin Tucker (2016)	38	39	97.4

MOST PLAYER OF THE MONTH AWARDS (All NFL Players / Since Award Inception)

Rk.	Player	No.
1.	Tom Brady	10
2.	Peyton Manning	8
	Aaron Rodgers	8
4.	Justin Tucker	7
5.	Brett Favre	6
	Barry Sanders	6
	Bruce Smith	6
	J.J. Watt	6
	Steve Young	6



SIX SEASONS WITH 30 FGs

In 2018, K Justin Tucker became the first kicker in NFL history to produce six seasons with 30-or-more FGs made. He made 35 FGs in 2018. In 2019, he fell just short of 30 with 28 FGs made.

MOST SEASONS WITH 30-PLUS FGs MADE / NFL HISTORY

Rk.	Kicker	Seasons
1.	Justin Tucker (Bal.)	6
2.	David Akers (Phi. & SF)	5
	John Carney (SD, NO & NYG)	5
	Stephen Gostkowski (NE)	5

1,000 Points: In Week 6's 23-17 victory over Cincinnati, K Justin Tucker became the fastest kicker in league history to reach the 1,000-point milestone, doing so in 118 games. (Stephen Gostkowski held the previous record at 119 games.)

SAM KOCH NOTES

SAM IN THE 20

P Sam Koch is the Ravens' all-time leader in punts inside the 20 (407). In 2017, he posted a franchise-record 40 boots inside the 20, which ranked as the NFL's most.

PUNTS INSIDE THE 20 (Ravens All-Time History)

Rk.	Player	In 20
1.	Sam Koch	407
2.	Kyle Richardson	128
3.	Dave Zastudil	89

PUNTS INSIDE THE 20 (Ravens Single Seasons)

Rk.	Player (Year)	In 20
1.	Sam Koch (2017)*	40
2.	Sam Koch (2010)	39
	Kyle Richardson (1999)	39

* In 2017, Koch's 40 punts in the 20 ranked No. 1 in the NFL.

KOCH DOMINATED IN 2017

No punter in 2017 was more dominant at pinning opponents deep in their own territory than P Sam Koch.

PUNTS INSIDE 20

1.	Sam Koch	40
2.	Chris Jones	34
3.	Two Players	33

PUNTS INSIDE 10

1.	Sam Koch	16
2.	Marquette King	14
3.	Three Players	13

PUNTS INSIDE 5

1.	Andy Lee	6
2.	Sam Koch	5
	Three Others	5

RAVENS IRONMAN

RAVENS CONSECUTIVE GAMES PLAYED / ALL-TIME STREAKS

Rk.	Player	Games	Years
1.	Sam Koch	225	2006-present
2.	Jarret Johnson	129	2003-11
3.	Joe Flacco	122	2008-15

BALTIMORE RAVENS MOST ALL-TIME GAMES PLAYED

Rk.	Player	Games	Years
1.	Terrell Suggs	229	2003-2018
2.	Ray Lewis	228	1996-2012
3.	Sam Koch	225	2006-present
4.	Matt Stover	207	1996-2008
5.	Jonathan Ogden	177	1996-2007
	Marshal Yanda	177	2007-2019

ESPN's Kevin Seifert on Koch's arsenal of punts:

"Some are designed to hook toward the sideline with maximum hang time. Others use an intentionally low trajectory to aid coverage teams. He has a knuckler and one kick that drops, from the returner's perspective, roughly in the shape of the letter 'S.' He's debuted a 'boomerang' punt that does just what you would imagine it might. Most, but not all, of these punts are intended to discourage a clean catch and minimize the return. ... Sam Koch and the Ravens have introduced a new way to punt."

RAVENS ALL-TIME LEADER

P Sam Koch owns a 45.4 career gross average and 39.5 career net, both marks that rank first in Ravens history. In 2014, he posted a career-high and team-record 47.4-yard gross (matched again in 2018) and 43.3-yard net average.

CAREER GROSS AVG. (Ravens History)

Rk.	Player	Avg.
1.	Sam Koch	45.4
2.	Greg Montgomery	43.2
3.	Dave Zastudil	41.6

CAREER NET AVG. (Ravens History)

Rk.	Player	Avg.
1.	Sam Koch	39.5
2.	Greg Montgomery	37.2
3.	Kyle Richardson	35.4

PINNING 'EM DEEP

Dating back to 2006, when he entered the NFL, P Sam Koch's 407 punts inside the 20 rank second in the NFL.

NFL PUNTS INSIDE THE 20 / SINCE 2006

Rk.	Player	In 20
1.	Dustin Colquitt (Pit.)	436
2.	Sam Koch (Bal.)	407
3.	Andy Lee (Ari.)	386

1X
PRO BOWLER

1X
SECOND-TEAM
ALL-PRO

SAM KOCH



ALPHABETICAL ROSTER

NO.	NAME	POS.	HT.	WT.	AGE	EXP.	COLLEGE	HOMETOWN	HOW ACQ.
50	Alaka, Otaru	ILB	6-3	239	24	2	Texas A&M	Houston, TX	FA '19
89	Andrews, Mark	TE	6-5	256	25	3	Oklahoma	Scottsdale, AZ	D3b '18
23	Averett, Anthony	CB	5-11	184	25	3	Alabama	Woodbury, NJ	D4a '18
49	Board, Chris	ILB	6-2	237	25	3	North Dakota State	Orlando, FL	FA '18
54	Bowser, Tyus	OLB	6-3	242	25	4	Houston	Tyler, TX	D2 '17
80	Boykin, Miles	WR	6-4	220	23	2	Notre Dame	New Lenox, IL	D3b '19
86	Boyle, Nick	TE	6-4	270	27	6	Delaware	Sussex, NJ	D5a '15
77	Bozeman, Bradley	G/C	6-3	317	25	3	Alabama	Roanoke, AL	D6c '18
67	Bredeson, Ben	G	6-5	315	22	R	Michigan	Hartland, WI	D4 '20
15	Brown, Marquise	WR	5-9	180	23	2	Oklahoma	Hollywood, FL	D1 '19
78	Brown Jr., Orlando	T	6-8	355	24	3	Oklahoma	Baltimore, MD	D3a '18
93	Campbell, Calais	DE	6-8	300	34	13	Miami (Fla.)	Denver, CO	TR (Jax.) '20
36	Clark, Chuck	S	6-0	205	25	4	Virginia Tech	Suffolk, VA	D6 '17
46	Cox, Morgan	LS	6-4	235	34	11	Tennessee	Collierville, TN	FA '10
27	Dobbins, J.K.	RB	5-10	212	21	R	Ohio State	La Grange, TX	D2 '20
13	Duvernay, Devin	WR	5-11	200	23	R	Texas	Sachse, TX	D3b '20
35	Edwards, Gus	RB	6-1	238	25	3	Rutgers	Staten Island, NY	FA '18
32	Elliott, DeShon	S	6-1	210	23	3	Texas	Dallas, TX	D6a '18
71	Ellis, Justin	DT	6-2	350	29	7	Louisiana Tech	Neville, LA	FA '19
45	Ferguson, Jaylon	OLB	6-5	270	24	2	Louisiana Tech	St. Francisville, LA	D3a '19
70	Fluker, D.J.	G	6-5	342	29	8	Alabama	New Orleans, LA	FA '20
58	Fort, L.J.	ILB	6-0	232	30	6	Northern Iowa	Waynesville, MO	FA '19
3	Griffin III, Robert	QB	6-2	213	30	8	Baylor	Copperas Cove, TX	FA '18
40	Harrison, Malik	ILB	6-3	247	22	R	Ohio State	Columbus, OH	D3c '20
43	Hill, Justice	RB	5-10	200	22	2	Oklahoma State	Tulsa, OK	D4a '19
44	Humphrey, Marlon	CB	6-0	197	24	4	Alabama	Hoover, AL	D1 '17
21	Ingram II, Mark	RB	5-9	210	30	10	Alabama	Flint, MI	UFA (NO) '19
8	Jackson, Lamar	QB	6-2	212	23	3	Louisville	Pompano Beach, FL	D1b '18
99	Judon, Matthew	OLB	6-3	261	28	5	Grand Valley State	West Bloomfield, MI	D5 '16
4	Koch, Sam	P	6-1	222	38	15	Nebraska	Seward, NE	D6a '06
41	Levine Sr., Anthony	DB/LB	5-11	207	33	9	Tennessee State	Abbeville, LA	FA '12
92	Madubuike, Justin	DT	6-3	300	22	R	Texas A&M	McKinney, TX	D3a '20
90	McPhee, Pernell	OLB	6-3	269	31	10	Mississippi State	Pahokee, FL	UFA '20
7	McSorley, Trace	QB	6-0	202	25	2	Penn State	Ashburn, VA	D6 '19
65	Mekari, Patrick	G/C	6-4	308	23	2	Cal-Berkeley	Westlake Village, CA	FA '19
10	Moore, Chris	WR/RS	6-1	200	27	5	Cincinnati	Tampa, FL	D4b '16
24	Peters, Marcus	CB	6-0	197	27	6	Washington	Oakland, CA	TR (LAR) '19
74	Phillips, Tyre	G/T	6-5	330	23	R	Mississippi State	Grenada, MS	D3d '20
72	Powers, Ben	G	6-4	310	23	2	Oklahoma	Wichita, KS	D4b '19
11	Proche II, James	WR	5-11	201	23	R	Southern Methodist	Dallas, TX	D6 '20
48	Queen, Patrick	ILB	6-0	232	21	R	Louisiana State	Ventress, LA	D1 '20
42	Ricard, Patrick	FB/DL	6-3	303	26	4	Maine	Spencer, MA	FA '17
68	Skura, Matt	C/G	6-3	313	27	4	Duke	Columbus, OH	FA '16
22	Smith, Jimmy	CB	6-2	210	32	10	Colorado	Colton, CA	D1 '11
83	Snead IV, Willie	WR/RS	5-11	200	27	6	Ball State	Muskegon, MI	RSFA NO '18
79	Stanley, Ronnie	T	6-6	315	26	5	Notre Dame	Las Vegas, NV	D1 '16
26	Stone, Geno	S	5-11	207	21	R	Iowa	New Castle, PA	D7 '20
9	Tucker, Justin	K	6-1	183	30	9	Texas	Austin, TX	FA '12
53	Ward, Jihad	DE	6-5	287	26	5	Illinois	Philadelphia, PA	FA '19
96	Washington, Broderick	DT	6-2	305	23	R	Texas Tech	Longview, TX	D5 '20
98	Williams, Brandon	DT	6-1	336	31	8	Missouri Southern St.	Kirkwood, MO	D3 '13
95	Wolfe, Derek	DE	6-5	285	30	9	Cincinnati	East Liverpool, OH	UFA (Den.) '20
25	Young, Tavon	CB	5-9	185	26	5	Temple	Oxon Hill, MD	D4a '16
Practice Squad (16)									
47	Adams, Jerell	TE	6-5	254	27	4	South Carolina	Pinewood, SC	FA '20
51	Adeoye, Aaron	OLB	6-6	250	27	1	Southeast Missouri State	Marion, IL	FA '19
38	Bonds, Terrell	CB	5-8	182	24	1	Tennessee State	Miami, FL	FA '19
63	Colon-Castillo, Trystan	C	6-3	313	22	R	Missouri	Webb City, MO	FA '20
69	Crawford, Aaron	DT	6-1	315	22	R	North Carolina	Ashburn, VA	FA '20
31	Dorsey, Khalil	CB	5-9	181	22	R	Northern Arizona	Ontario, CA	FA '20
66	Holden, Will	G	6-7	312	27	3	Vanderbilt	Green Cove Springs, FL	FA '19
2	Huntley, Tyler	QB	6-1	196	22	R	Utah	Hallandale Beach, FL	FA '20
81	Moore, Jaylon	WR	5-11	191	23	R	Tennessee-Martin	Memphis, TN	FA '20
60	Moore, Nick	LS	6-2	248	27	1	Georgia	Snellville, GA	FA '20
28	Richards, Jordan	S	5-11	215	27	6	Stanford	Folsom, CA	FA '19
97	Rivers, Chauncey	OLB	6-2	262	23	R	Mississippi State	Atlanta, GA	FA '20
39	Warrior, Nigel	S	6-1	197	22	R	Tennessee	College Park, GA	FA '20
57	Welch, Kristian	ILB	6-3	240	22	R	Iowa	Iola, WI	FA '20
34	Williams, Ty'Son	RB	6-0	220	23	R	BYU	Sumter, SC	FA '20
87	Wolf, Eli	TE	6-4	238	23	R	Georgia	Minster, OH	FA '20
Reserve/NFIN (1)									
88	Breeland, Jake	TE	6-6	252	23	R	Oregon	Rancho Santa Margarita, CA	FA '20
Injured Reserve (3)									
37	Marshall, Iman	CB	6-1	210	23	2	Southern California	Long Beach, CA	D4c '19
84	Wesley, Antoine	WR	6-4	206	22	1	Texas Tech	Las Vegas, NV	FA '19
18	White, DeAndrew	WR	6-0	195	28	2	Alabama	Houston, TX	FA '20



NUMERICAL ROSTER

NO.	NAME	POS.	HT.	WT.	AGE	EXP.	COLLEGE	HOMETOWN	HOW ACQ.
3	Griffin III, Robert	QB	6-2	213	30	8	Baylor	Copperas Cove, TX	FA '18
4	Koch, Sam	P	6-1	222	38	15	Nebraska	Seward, NE	D6a '06
7	McSorley, Trace	QB	6-0	202	25	2	Penn State	Ashburn, VA	D6 '19
8	Jackson, Lamar	QB	6-2	212	23	3	Louisville	Pompano Beach, FL	D1b '18
9	Tucker, Justin	K	6-1	183	30	9	Texas	Austin, TX	FA '12
10	Moore, Chris	WR/RS	6-1	200	27	5	Cincinnati	Tampa, FL	D4b '16
11	Proche II, James	WR	5-11	201	23	R	Southern Methodist	Dallas, TX	D6 '20
13	Duvernay, Devin	WR	5-11	200	23	R	Texas	Sachse, TX	D3b '20
15	Brown, Marquise	WR	5-9	180	23	2	Oklahoma	Hollywood, FL	D1 '19
21	Ingram II, Mark	RB	5-9	210	30	10	Alabama	Flint, MI	UFA (NO) '19
22	Smith, Jimmy	CB	6-2	210	32	10	Colorado	Colton, CA	D1 '11
23	Averett, Anthony	CB	5-11	184	25	3	Alabama	Woodbury, NJ	D4a '18
24	Peters, Marcus	CB	6-0	197	27	6	Washington	Oakland, CA	TR (LAR) '19
25	Young, Tavon	CB	5-9	185	26	5	Temple	Oxon Hill, MD	D4a '16
26	Stone, Geno	S	5-11	207	21	R	Iowa	New Castle, PA	D7 '20
27	Dobbins, J.K.	RB	5-10	212	21	R	Ohio State	La Grange, TX	D2 '20
32	Elliott, DeShon	S	6-1	210	23	3	Texas	Dallas, TX	D6a '18
35	Edwards, Gus	RB	6-1	238	25	3	Rutgers	Staten Island, NY	FA '18
36	Clark, Chuck	S	6-0	205	25	4	Virginia Tech	Suffolk, VA	D6 '17
40	Harrison, Malik	ILB	6-3	247	22	R	Ohio State	Columbus, OH	D3c '20
41	Levine Sr., Anthony	DB/LB	5-11	207	33	9	Tennessee State	Abbeville, LA	FA '12
42	Ricard, Patrick	FB/DL	6-3	303	26	4	Maine	Spencer, MA	FA '17
43	Hill, Justice	RB	5-10	200	22	2	Oklahoma State	Tulsa, OK	D4a '19
44	Humphrey, Marlon	CB	6-0	197	24	4	Alabama	Hoover, AL	D1 '17
45	Ferguson, Jaylon	OLB	6-5	270	24	2	Louisiana Tech	St. Francisville, LA	D3a '19
46	Cox, Morgan	LS	6-4	235	34	11	Tennessee	Collierville, TN	FA '10
48	Queen, Patrick	ILB	6-0	232	21	R	Louisiana State	Ventress, LA	D1 '20
49	Board, Chris	ILB	6-2	237	25	3	North Dakota State	Orlando, FL	FA '18
50	Alaka, Otaru	ILB	6-3	239	24	2	Texas A&M	Houston, TX	FA '19
53	Ward, Jihad	DE	6-5	287	26	5	Illinois	Philadelphia, PA	FA '19
54	Bowser, Tyus	OLB	6-3	242	25	4	Houston	Tyler, TX	D2 '17
58	Fort, L.J.	ILB	6-0	232	30	6	Northern Iowa	Waynesville, MO	FA '19
65	Mekari, Patrick	G/C	6-4	308	23	2	Cal-Berkeley	Westlake Village, CA	FA '19
67	Bredeson, Ben	G	6-5	315	22	R	Michigan	Hartland, WI	D4 '20
68	Skura, Matt	C/G	6-3	313	27	4	Duke	Columbus, OH	FA '16
70	Fluker, D.J.	G	6-5	342	29	8	Alabama	New Orleans, LA	FA '20
71	Ellis, Justin	DT	6-2	350	29	7	Louisiana Tech	Neville, LA	FA '19
72	Powers, Ben	G	6-4	310	23	2	Oklahoma	Wichita, KS	D4b '19
74	Phillips, Tyre	G/T	6-5	330	23	R	Mississippi State	Grenada, MS	D3d '20
77	Bozeman, Bradley	G/C	6-3	317	25	3	Alabama	Roanoke, AL	D6c '18
78	Brown Jr., Orlando	T	6-8	355	24	3	Oklahoma	Baltimore, MD	D3a '18
79	Stanley, Ronnie	T	6-6	315	26	5	Notre Dame	Las Vegas, NV	D1 '16
80	Boykin, Miles	WR	6-4	220	23	2	Notre Dame	New Lenox, IL	D3b '19
83	Snead IV, Willie	WR/RS	5-11	200	27	6	Ball State	Muskegon, MI	RSFA NO '18
86	Boyle, Nick	TE	6-4	270	27	6	Delaware	Sussex, NJ	D5a '15
89	Andrews, Mark	TE	6-5	256	25	3	Oklahoma	Scottsdale, AZ	D3b '18
90	McPhee, Pernell	OLB	6-3	269	31	10	Mississippi State	Pahokee, FL	UFA '20
92	Madubuike, Justin	DT	6-3	300	22	R	Texas A&M	McKinney, TX	D3a '20
93	Campbell, Calais	DE	6-8	300	34	13	Miami (Fla.)	Denver, CO	TR (Jax.) '20
95	Wolfe, Derek	DE	6-5	285	30	9	Cincinnati	East Liverpool, OH	UFA (Den.) '20
96	Washington, Broderick	DT	6-2	305	23	R	Texas Tech	Longview, TX	D5 '20
98	Williams, Brandon	DT	6-1	336	31	8	Missouri Southern St.	Kirkwood, MO	D3 '13
99	Judon, Matthew	OLB	6-3	261	28	5	Grand Valley State	West Bloomfield, MI	D5 '16
Practice Squad (16)									
2	Huntley, Tyler	QB	6-1	196	22	R	Utah	Hallandale Beach, FL	FA '20
28	Richards, Jordan	S	5-11	215	27	6	Stanford	Folsom, CA	FA '19
31	Dorsey, Khalil	CB	5-9	181	22	R	Northern Arizona	Ontario, CA	FA '20
34	Williams, Ty'Son	RB	6-0	220	23	R	BYU	Sumter, SC	FA '20
38	Bonds, Terrell	CB	5-8	182	24	1	Tennessee State	Miami, FL	FA '19
39	Warrior, Nigel	S	6-1	197	22	R	Tennessee	College Park, GA	FA '20
47	Adams, Jerell	TE	6-5	254	27	4	South Carolina	Pinewood, SC	FA '20
51	Adeoye, Aaron	OLB	6-6	250	27	1	Southeast Missouri State	Marion, IL	FA '19
57	Welch, Kristian	ILB	6-3	240	22	R	Iowa	Iola, WI	FA '20
60	Moore, Nick	LS	6-2	248	27	1	Georgia	Snellville, GA	FA '20
63	Colon-Castillo, Trystan	C	6-3	313	22	R	Missouri	Webb City, MO	FA '20
66	Holden, Will	G	6-7	312	27	3	Vanderbilt	Green Cove Springs, FL	FA '19
69	Crawford, Aaron	DT	6-1	315	22	R	North Carolina	Ashburn, VA	FA '20
81	Moore, Jaylon	WR	5-11	191	23	R	Tennessee-Martin	Memphis, TN	FA '20
87	Wolf, Eli	TE	6-4	238	23	R	Georgia	Minster, OH	FA '20
97	Rivers, Chauncey	OLB	6-2	262	23	R	Mississippi State	Atlanta, GA	FA '20
Reserve/NFIN (1)									
88	Breeland, Jake	TE	6-6	252	23	R	Oregon	Rancho Santa Margarita, CA	FA '20
Injured Reserve (3)									
18	White, DeAndrew	WR	6-0	195	28	2	Alabama	Houston, TX	FA '20
37	Marshall, Iman	CB	6-1	210	23	2	Southern California	Long Beach, CA	D4c '19
84	Wesley, Antoine	WR	6-4	206	22	1	Texas Tech	Las Vegas, NV	FA '19



POSITIONAL ROSTER

QUARTERBACKS (4)

NO.	NAME	POS.	HT.	WT.	AGE	EXP.	COLLEGE	HOMETOWN	HOW ACQ.
2	Tyler Huntley (PS)	QB	6-1	196	22	R	Utah	Hallandale Beach, FL	FA '20
3	Robert Griffin III	QB	6-2	213	30	8	Baylor	Copperas Cove, TX	FA '18
7	Trace McSorley	QB	6-0	202	25	2	Penn State	Ashburn, VA	D6 '19
8	Lamar Jackson	QB	6-2	212	23	3	Louisville	Pompano Beach, FL	D1b '18

RUNNING BACKS (6)

NO.	NAME	POS.	HT.	WT.	AGE	EXP.	COLLEGE	HOMETOWN	HOW ACQ.
21	Mark Ingram II	RB	5-9	210	30	10	Alabama	Flint, MI	UFA (NO) '19
27	J.K. Dobbins	RB	5-10	212	21	R	Ohio State	La Grange, TX	D2 '20
34	Ty'Son Williams (PS)	RB	6-0	220	23	R	BYU	Sumter, SC	FA '20
35	Gus Edwards	RB	6-1	238	25	3	Rutgers	Staten Island, NY	FA '18
42	Patrick Ricard	FB/DL	6-3	303	26	4	Maine	Spencer, MA	FA '17
43	Justice Hill	RB	5-10	200	22	2	Oklahoma State	Tulsa, OK	D4a '19

WIDE RECEIVERS (9)

NO.	NAME	POS.	HT.	WT.	AGE	EXP.	COLLEGE	HOMETOWN	HOW ACQ.
10	Chris Moore	WR/RS	6-1	200	27	5	Cincinnati	Tampa, FL	D4b '16
11	James Proche II	WR	5-11	201	23	R	Southern Methodist	Dallas, TX	D6 '20
13	Devin Duvernay	WR	5-11	200	23	R	Texas	Sachse, TX	D3b '20
15	Marquise Brown	WR	5-9	180	23	2	Oklahoma	Hollywood, FL	D1 '19
18	DeAndrew White (IR)	WR	6-0	195	28	2	Alabama	Houston, TX	FA '20
80	Miles Boykin	WR	6-4	220	23	2	Notre Dame	New Lenox, IL	D3b '19
81	Jaylon Moore (PS)	WR	5-11	191	23	R	Tennessee-Martin	Memphis, TN	FA '20
83	Willie Snead IV	WR/RS	5-11	200	27	6	Ball State	Muskegon, MI	RSFA NO '18
84	Antoine Wesley (IR)	WR	6-4	206	22	1	Texas Tech	Las Vegas, NV	FA '19

TIGHT ENDS (5)

NO.	NAME	POS.	HT.	WT.	AGE	EXP.	COLLEGE	HOMETOWN	HOW ACQ.
47	Jerell Adams (PS)	TE	6-5	254	27	4	South Carolina	Pinewood, SC	FA '20
86	Nick Boyle	TE	6-4	270	27	6	Delaware	Sussex, NJ	D5a '15
87	Eli Wolf (PS)	TE	6-4	238	23	R	Georgia	Minster, OH	FA '20
88	Jake Breeeland (R/NFIN)	TE	6-6	252	23	R	Oregon	Rancho Santa Margarita, CA	FA '20
89	Mark Andrews	TE	6-5	256	25	3	Oklahoma	Scottsdale, AZ	D3b '18

OFFENSIVE LINE (11)

NO.	NAME	POS.	HT.	WT.	AGE	EXP.	COLLEGE	HOMETOWN	HOW ACQ.
63	Trystan Colon-Castillo (PS)	C	6-3	313	22	R	Missouri	Webb City, MO	FA '20
65	Patrick Mekari	G/C	6-4	308	23	2	Cal-Berkeley	Westlake Village, CA	FA '19
66	Will Holden (PS)	G	6-7	312	27	3	Vanderbilt	Green Cove Springs, FL	FA '19
67	Ben Bredeson	G	6-5	315	22	R	Michigan	Hartland, WI	D4 '20
68	Matt Skura	C/G	6-3	313	27	4	Duke	Columbus, OH	FA '16
70	D.J. Fluker	G	6-5	342	29	8	Alabama	New Orleans, LA	FA '20
72	Ben Powers	G	6-4	310	23	2	Oklahoma	Wichita, KS	D4b '19
74	Tyre Phillips	G/T	6-5	330	23	R	Mississippi State	Grenada, MS	D3d '20
77	Bradley Bozeman	G/C	6-3	317	25	3	Alabama	Roanoke, AL	D6c '18
78	Orlando Brown Jr.	T	6-8	355	24	3	Oklahoma	Baltimore, MD	D3a '18
79	Ronnie Stanley	T	6-6	315	26	5	Notre Dame	Las Vegas, NV	D1 '16

LINEBACKERS (12)

NO.	NAME	POS.	HT.	WT.	AGE	EXP.	COLLEGE	HOMETOWN	HOW ACQ.
40	Malik Harrison	ILB	6-3	247	22	R	Ohio State	Columbus, OH	D3c '20
45	Jaylon Ferguson	OLB	6-5	270	24	2	Louisiana Tech	St. Francisville, LA	D3a '19
48	Patrick Queen	ILB	6-0	232	21	R	Louisiana State	Ventress, LA	D1 '20
49	Chris Board	ILB	6-2	237	25	3	North Dakota State	Orlando, FL	FA '18
50	Otaro Alaka	ILB	6-3	239	24	2	Texas A&M	Houston, TX	FA '19
51	Aaron Adeoye (PS)	OLB	6-6	250	27	1	Southeast Missouri State	Marion, IL	FA '19
54	Tyus Bowser	OLB	6-3	242	25	4	Houston	Tyler, TX	D2 '17
57	Kristian Welch (PS)	ILB	6-3	240	22	R	Iowa	Iola, WI	FA '20
58	L.J. Fort	ILB	6-0	232	30	6	Northern Iowa	Waynesville, MO	FA '19
90	Pernell McPhee	OLB	6-3	269	31	10	Mississippi State	Pahokee, FL	UFA '20
97	Chauncey Rivers (PS)	OLB	6-2	262	23	R	Mississippi State	Atlanta, GA	FA '20
99	Matthew Judon	OLB	6-3	261	28	5	Grand Valley State	West Bloomfield, MI	D5 '16

DEFENSIVE BACKS (14)

NO.	NAME	POS.	HT.	WT.	AGE	EXP.	COLLEGE	HOMETOWN	HOW ACQ.
22	Jimmy Smith	CB	6-2	210	32	10	Colorado	Colton, CA	D1 '11
23	Anthony Averett	CB	5-11	184	25	3	Alabama	Woodbury, NJ	D4a '18
24	Marcus Peters	CB	6-0	197	27	6	Washington	Oakland, CA	TR (LAR) '19
25	Tavon Young	CB	5-9	185	26	5	Temple	Oxon Hill, MD	D4a '16
26	Geno Stone	S	5-11	207	21	R	Iowa	New Castle, PA	D7 '20
28	Jordan Richards (PS)	S	5-11	215	27	6	Stanford	Folsom, CA	FA '19
31	Khalil Dorsey (PS)	CB	5-9	181	22	R	Northern Arizona	Ontario, CA	FA '20
32	DeShon Elliott	S	6-1	210	23	3	Texas	Dallas, TX	D6a '18
36	Chuck Clark	S	6-0	205	25	4	Virginia Tech	Suffolk, VA	D6 '17
37	Iman Marshall (IR)	CB	6-1	210	23	2	Southern California	Long Beach, CA	D4c '19
38	Terrell Bonds (PS)	CB	5-8	182	24	1	Tennessee State	Miami, FL	FA '19
39	Nigel Warrior (PS)	S	6-1	197	22	R	Tennessee	College Park, GA	FA '20
41	Anthony Levine Sr.	DB/LB	5-11	207	33	9	Tennessee State	Abbeville, LA	FA '12
44	Marlon Humphrey	CB	6-0	197	24	4	Alabama	Hoover, AL	D1 '17

DEFENSIVE LINE (8)

NO.	NAME	POS.	HT.	WT.	AGE	EXP.	COLLEGE	HOMETOWN	HOW ACQ.
53	Jihad Ward	DE	6-5	287	26	5	Illinois	Philadelphia, PA	FA '19
69	Aaron Crawford (PS)	DT	6-1	315	22	R	North Carolina	Ashburn, VA	FA '20
71	Justin Ellis	DT	6-2	350	29	7	Louisiana Tech	Neville, LA	FA '19
92	Justin Madubuike	DT	6-3	300	22	R	Texas A&M	McKinney, TX	D3a '20
93	Calais Campbell	DE	6-8	300	34	13	Miami (Fla.)	Denver, CO	TR (Jax.) '20
95	Derek Wolfe	DE	6-5	285	30	9	Cincinnati	East Liverpool, OH	UFA (Den.) '20
96	Broderick Washington	DT	6-2	305	23	R	Texas Tech	Longview, TX	D5 '20
98	Brandon Williams	DT	6-1	336	31	8	Missouri Southern St.	Kirkwood, MO	D3 '13

SPECIALISTS (4)

NO.	NAME	POS.	HT.	WT.	AGE	EXP.	COLLEGE	HOMETOWN	HOW ACQ.
4	Sam Koch	P	6-1	222	38	15	Nebraska	Seward, NE	D6a '06
9	Justin Tucker	K	6-1	183	30	9	Texas	Austin, TX	FA '12
46	Morgan Cox	LS	6-4	235	34	11	Tennessee	Collierville, TN	FA '10
60	Nick Moore (PS)	LS	6-2	248	27	1	Georgia	Snellville, GA	FA '20

DEPTH CHART

Compiled by Ravens PR staff on Sept. 15

OFFENSE

WR	83	Willie Snead IV	80	Miles Boykin	<u>13</u>	<u>Devin Duvernay</u>
WR	15	Marquise Brown	10	Chris Moore*	<u>11</u>	<u>James Proche II</u>
LT	79	Ronnie Stanley	<u>74</u>	<u>Tyre Phillips</u>		
LG	77	Bradley Bozeman	72	Ben Powers	<u>67</u>	<u>Ben Bredeson</u>
C	68	Matt Skura	65	Patrick Mekari		
RG	<u>74</u>	<u>Tyre Phillips</u>	70	D.J. Fluker		
RT	78	Orlando Brown Jr.	<u>74</u>	<u>Tyre Phillips</u>		
TE	89	Mark Andrews - or -	86	Nick Boyle		
QB	8	Lamar Jackson	3	Robert Griffin III	7	Trace McSorley
FB	42	Patrick Ricard				
RB	21	Mark Ingram II	35	Gus Edwards - or -	<u>27</u>	<u>J.K. Dobbins</u> 43 Justice Hill*

DEFENSE

DT	93	Calais Campbell	<u>92</u>	<u>Justin Madubuike*</u>	<u>96</u>	<u>Broderick Washington</u>
NT	98	Brandon Williams	71	Justin Ellis		
DE	95	Derek Wolfe	53	Jihad Ward		
RUSH	90	Pernell McPhee	45	Jaylon Ferguson		
MLB	<u>48</u>	<u>Patrick Queen</u>	50	Otaro Alaka		
WLB	58	L.J. Fort - or -	<u>40</u>	<u>Malik Harrison</u>	49	Chris Board
SAM	99	Matthew Judon	54	Tyus Bowser		
LCB	44	Marlon Humphrey	25	Tavon Young	23	Anthony Averett
SS	36	Chuck Clark	41	Anthony Levine Sr.		
FS	32	DeShon Elliott	<u>26</u>	<u>Geno Stone</u>		
RCB	24	Marcus Peters	22	Jimmy Smith		

SPECIAL TEAMS

P	4	Sam Koch				
K	9	Justin Tucker				
H	4	Sam Koch				
LS	46	Morgan Cox				
KOR	<u>13</u>	<u>Devin Duvernay</u>	10	Chris Moore*	43	Justice Hill* <u>11</u> <u>James Proche II</u>
PR	<u>11</u>	<u>James Proche II</u>	83	Willie Snead IV	15	Marquise Brown

All Rookies Underlined

PRONUNCIATIONS

PLAYERS: Aaron Adeoye (uh-DAY-oh-yay); Otaro Alaka (oh-TARE-oh); Calais Campbell (cuh-LAY-us); Khalil Dorsey (kuh-LIL); Devin Duvernay (DOO-ver-nay); Matthew Judon (JOO-don); Sam Koch (Cook); Anthony Levine Sr. (luh-VEEN); Justin Madubuike (mad-uh-BEE-kay); Patrick Mekari (muh-CARE-ee); James Proche (pro-SHAY); Matt Skura (SKUR-uh); Jihad Ward (JUH-hahd); Tavon Young (TAY-von) **COACHES:** Richard Angulo (an-GOO-low); Andy Bischoff (BISH-off); Joe D'Alessandris (dell-ah-SAN-dress); Craig Ver Steeg (ver-STEGG); T.J. Weist (WEEST)

COACHING STAFF

John Harbaugh - Head Coach	Chris Hewitt - Pass Defense Coordinator
Chris Horton - Special Teams Coordinator	Sterling Lucas - Defensive Asst./D-line
Don Martindale - Defensive Coordinator	Mike Macdonald - Linebackers Coach
Greg Roman - Offensive Coordinator	Jesse Minter - Defensive Backs Coach
David Culley - Asst. Head Coach/Pass Coord./WRs	Steve Saunders - Head Strength & Conditioning Coach
Richard Angulo - Asst. Offensive Line Coach	James Urban - Quarterbacks Coach
Andy Bischoff - Asst. Tight Ends Coach	Craig Ver Steeg - Sr. Assistant/RBs
Randy Brown - Special Teams Coach	Anthony Watson - Asst. Strength & Conditioning Coach
Joe Cullen - Defensive Line Coach	Matt Weiss - Running Backs Coach
Joe D'Alessandris - Offensive Line Coach	T.J. Weist - Asst. Special Teams Coach
Bobby Ingram - Tight Ends Coach	Drew Wilkins - Outside Linebackers Coach

HOW THE RAVENS ARE BUILT

YEAR	DRAFTEES (34)	FREE AGENTS (15)	ROOKIE FREE AGENT (22)	TRADES/WAIVERS (2)
2006	P Sam Koch (6a)			
2010			LS Morgan Cox (FA '10)	
2011	CB Jimmy Smith (1)			
2012		DB/LB Anthony Levine Sr. (FA '12)	K Justin Tucker (FA '12)	
2013	DT Brandon Williams (3)			
2015	TE Nick Boyle (5a)			
2016	T Ronnie Stanley (1) CB Tavon Young (4a) WR/RS Chris Moore (4b) OLB Matthew Judon (5)		C/G Matt Skura (FA '16)	
2017	CB Marlon Humphrey (1) OLB Tyus Bowser (2) S Chuck Clark (6)		FB/DL Patrick Ricard (FA '17)	
2018	QB Lamar Jackson (1b) T Orlando Brown Jr. (3a) TE Mark Andrews (3b) CB Anthony Averett (4a) S DeShon Elliott (6a) G/C Bradley Bozeman (6c)	QB Robert Griffin III (FA '18) WR/RS Willie Snead IV (RSFA NO '18)	ILB Chris Board (FA '18) RB Gus Edwards (FA '18)	
2019	WR Marquise Brown (1) OLB Jaylon Ferguson (3a) WR Miles Boykin (3b) RB Justice Hill (4a) G Ben Powers (4b) CB Iman Marshall (4c) * QB Trace McSorley (6)	DT Justin Ellis (FA '19) ILB L.J. Fort (FA '19) G Will Holden (FA '19) ^ RB Mark Ingram II (UFA NO '19) S Jordan Richards (FA '19) ^ DE Jihad Ward (FA '19)	OLB Aaron Adeoye (FA '19) ^ ILB Otaru Alaka (FA '19) CB Terrell Bonds (FA '19) ^ G/C Patrick Mekari (FA '19) WR Antoine Wesley (FA '19) *	CB Marcus Peters (TR LAR '19)
2020	ILB Patrick Queen (1) RB J.K. Dobbins (2) DT Justin Madubuike (3a) WR Devin Duvernay (3b) ILB Malik Harrison (3c) G/T Tyre Phillips (3d) G Ben Bredeson (4) DT Broderick Washington (5) WR James Proche II (6) S Geno Stone (7)	TE Jerell Adams (FA '20) ^ G D.J. Fluker (FA '20) OLB Pernell McPhee (UFA '20) LS Nick Moore (FA '20) ^ WR DeAndrew White (FA '20) * DE Derek Wolfe (UFA Den. '20)	TE Jake Breeland (FA '20) δ C Trystan Colon-Castillo (FA '20) ^ DT Aaron Crawford (FA '20) ^ CB Khalil Dorsey (FA '20) ^ QB Tyler Huntley (FA '20) ^ WR Jaylon Moore (FA '20) ^ OLB Chauncey Rivers (FA '20) ^ S Nigel Warrior (FA '20) ^ ILB Kristian Welch (FA '20) ^ RB Ty'Son Williams (FA '20) ^ TE Eli Wolf (FA '20) ^	DE Calais Campbell (TR Jax. '20)

Key: *Injured Reserve, ^Practice Squad, RFA = Rookie Free Agent, RSFA = Restricted Free Agent, TR = Trade, UFA = Unrestricted Free Agent, δ = Reserve/NFI

PARTICIPATION CHART

PLAYERS	CLE	@ HOU	KC	@ WAS	CIN	@ PHI	PIT	@ IND	@ NE	TEN	@ PIT	DAL	@ CLE	JAX	NYG	@ CIN	GP	GS	DNP	IN
Adams, Jerell	PS	-	-	-	-	-	-	-	-	-	-	-	-	-	-	-	0	0	0	0
Adeoye, Aaron	PS	-	-	-	-	-	-	-	-	-	-	-	-	-	-	-	0	0	0	0
Alaka, Otaru	P	-	-	-	-	-	-	-	-	-	-	-	-	-	-	-	1	0	0	0
Andrews, Mark	P	-	-	-	-	-	-	-	-	-	-	-	-	-	-	-	1	0	0	0
Averett, Anthony	P	-	-	-	-	-	-	-	-	-	-	-	-	-	-	-	1	0	0	0
Board, Chris	P	-	-	-	-	-	-	-	-	-	-	-	-	-	-	-	1	0	0	0
Bonds, Terrell	PS	-	-	-	-	-	-	-	-	-	-	-	-	-	-	-	0	0	0	0
Bowser, Tyus	P	-	-	-	-	-	-	-	-	-	-	-	-	-	-	-	1	0	0	0
Boykin, Miles	WR	-	-	-	-	-	-	-	-	-	-	-	-	-	-	-	1	1	0	0
Boyle, Nick	TE	-	-	-	-	-	-	-	-	-	-	-	-	-	-	-	1	1	0	0
Bozeman, Bradley	LG	-	-	-	-	-	-	-	-	-	-	-	-	-	-	-	1	1	0	0
Bredeson, Ben	N	-	-	-	-	-	-	-	-	-	-	-	-	-	-	-	0	0	0	1
Breeland, Jake	R/NFIN	-	-	-	-	-	-	-	-	-	-	-	-	-	-	-	0	0	0	0
Brown, Marquise	P	-	-	-	-	-	-	-	-	-	-	-	-	-	-	-	1	0	0	0
Brown Jr., Orlando	RT	-	-	-	-	-	-	-	-	-	-	-	-	-	-	-	1	1	0	0
Campbell, Calais	DT	-	-	-	-	-	-	-	-	-	-	-	-	-	-	-	1	1	0	0
Clark, Chuck	SS	-	-	-	-	-	-	-	-	-	-	-	-	-	-	-	1	1	0	0
Colon-Castillo, T.	PS	-	-	-	-	-	-	-	-	-	-	-	-	-	-	-	0	0	0	0
Cox, Morgan	P	-	-	-	-	-	-	-	-	-	-	-	-	-	-	-	1	0	0	0
Crawford, Aaron	PS	-	-	-	-	-	-	-	-	-	-	-	-	-	-	-	0	0	0	0
Dobbins, J.K.	P	-	-	-	-	-	-	-	-	-	-	-	-	-	-	-	1	0	0	0
Dorsey, Khalil	PS	-	-	-	-	-	-	-	-	-	-	-	-	-	-	-	0	0	0	0
Duvernay, Devin	P	-	-	-	-	-	-	-	-	-	-	-	-	-	-	-	1	0	0	0
Edwards, Gus	P	-	-	-	-	-	-	-	-	-	-	-	-	-	-	-	1	0	0	0
Elliott, DeShon	FS	-	-	-	-	-	-	-	-	-	-	-	-	-	-	-	1	1	0	0
Ellis, Justin	P	-	-	-	-	-	-	-	-	-	-	-	-	-	-	-	1	0	0	0
Ferguson, Jaylon	P	-	-	-	-	-	-	-	-	-	-	-	-	-	-	-	1	0	0	0
Fluker, D.J.	P	-	-	-	-	-	-	-	-	-	-	-	-	-	-	-	1	0	0	0
Fort, L.J.	P	-	-	-	-	-	-	-	-	-	-	-	-	-	-	-	1	0	0	0
Griffin III, Robert	P	-	-	-	-	-	-	-	-	-	-	-	-	-	-	-	1	0	0	0
Harrison, Malik	WLB	-	-	-	-	-	-	-	-	-	-	-	-	-	-	-	1	1	0	0
Hill, Justice	N	-	-	-	-	-	-	-	-	-	-	-	-	-	-	-	0	0	0	1
Holden, Will	PS	-	-	-	-	-	-	-	-	-	-	-	-	-	-	-	0	0	0	0
Humphrey, Marlon	LCB	-	-	-	-	-	-	-	-	-	-	-	-	-	-	-	1	1	0	0
Huntley, Tyler	PS	-	-	-	-	-	-	-	-	-	-	-	-	-	-	-	0	0	0	0
Ingram II, Mark	RB	-	-	-	-	-	-	-	-	-	-	-	-	-	-	-	1	1	0	0
Jackson, Lamar	QB	-	-	-	-	-	-	-	-	-	-	-	-	-	-	-	1	1	0	0
Judon, Matthew	SAM	-	-	-	-	-	-	-	-	-	-	-	-	-	-	-	1	1	0	0
Koch, Sam	P	-	-	-	-	-	-	-	-	-	-	-	-	-	-	-	1	0	0	0
Levine Sr., Anthony	P	-	-	-	-	-	-	-	-	-	-	-	-	-	-	-	1	0	0	0
Madubuike, Justin	N	-	-	-	-	-	-	-	-	-	-	-	-	-	-	-	0	0	0	1
Marshall, Iman	IR	-	-	-	-	-	-	-	-	-	-	-	-	-	-	-	0	0	0	0
McPhee, Pernell	RUSH	-	-	-	-	-	-	-	-	-	-	-	-	-	-	-	1	1	0	0
McSorley, Trace	N	-	-	-	-	-	-	-	-	-	-	-	-	-	-	-	0	0	0	1
Mekari, Patrick	P	-	-	-	-	-	-	-	-	-	-	-	-	-	-	-	1	0	0	0
Moore, Chris	N	-	-	-	-	-	-	-	-	-	-	-	-	-	-	-	0	0	0	1
Moore, Jaylon	PS	-	-	-	-	-	-	-	-	-	-	-	-	-	-	-	0	0	0	0
Moore, Nick	PS	-	-	-	-	-	-	-	-	-	-	-	-	-	-	-	0	0	0	0
Peters, Marcus	RCB	-	-	-	-	-	-	-	-	-	-	-	-	-	-	-	1	1	0	0
Phillips, Tyre	RG	-	-	-	-	-	-	-	-	-	-	-	-	-	-	-	1	1	0	0
Powers, Ben	P	-	-	-	-	-	-	-	-	-	-	-	-	-	-	-	1	0	0	0
Proche II, James	P	-	-	-	-	-	-	-	-	-	-	-	-	-	-	-	1	0	0	0
Queen, Patrick	MLB	-	-	-	-	-	-	-	-	-	-	-	-	-	-	-	1	1	0	0
Ricard, Patrick	FB	-	-	-	-	-	-	-	-	-	-	-	-	-	-	-	1	1	0	0
Richards, Jordan	P	-	-	-	-	-	-	-	-	-	-	-	-	-	-	-	1	0	0	0
Rivers, Chauncey	PS	-	-	-	-	-	-	-	-	-	-	-	-	-	-	-	0	0	0	0
Skura, Matt	C	-	-	-	-	-	-	-	-	-	-	-	-	-	-	-	1	1	0	0
Smith, Jimmy	P	-	-	-	-	-	-	-	-	-	-	-	-	-	-	-	1	0	0	0
Snead IV, Willie	WR	-	-	-	-	-	-	-	-	-	-	-	-	-	-	-	1	1	0	0
Stanley, Ronnie	LT	-	-	-	-	-	-	-	-	-	-	-	-	-	-	-	1	1	0	0
Stone, Geno	N	-	-	-	-	-	-	-	-	-	-	-	-	-	-	-	0	0	0	1
Tucker, Justin	P	-	-	-	-	-	-	-	-	-	-	-	-	-	-	-	1	0	0	0
Ward, Jihad	P	-	-	-	-	-	-	-	-	-	-	-	-	-	-	-	1	0	0	0
Warrior, Nigel	PS	-	-	-	-	-	-	-	-	-	-	-	-	-	-	-	0	0	0	0
Washington, B.	P	-	-	-	-	-	-	-	-	-	-	-	-	-	-	-	1	0	0	0
Welch, Kristian	PS	-	-	-	-	-	-	-	-	-	-	-	-	-	-	-	0	0	0	0
Wesley, Antoine	IR	-	-	-	-	-	-	-	-	-	-	-	-	-	-	-	0	0	0	0
Williams, Brandon	NT	-	-	-	-	-	-	-	-	-	-	-	-	-	-	-	1	1	0	0
Williams, Ty'Son	PS	-	-	-	-	-	-	-	-	-	-	-	-	-	-	-	0	0	0	0
Wolfe, Derek	DE	-	-	-	-	-	-	-	-	-	-	-	-	-	-	-	1	1	0	0
Wolf, Eli	PS	-	-	-	-	-	-	-	-	-	-	-	-	-	-	-	0	0	0	0
Young, Tavon	P	-	-	-	-	-	-	-	-	-	-	-	-	-	-	-	1	0	0	0

LEGEND:

CAPS=Starter, P=Player was a substitution, N=On Inactive List, PS=Practice Squad, NOT=Not on Roster, R/NFIN=Reserve/NFIN, IR=Injured Reserve, ^=With Other Team

GAME-BY-GAME STARTERS

OFFENSE											
DATE	OPPONENT	WR	LT	LG	C	RG	RT	TE	QB	FB	RB
9/13	Cleveland	W. Snead IV/ M. Boykin	R. Stanley	B. Bozeman	M. Skura	<u>T. Phillips</u>	O. Brown Jr.	N. Boyle	L. Jackson	P. Ricard	M. Ingram II
9/20	at Houston	--	--	--	--	--	--	--	--	--	--
9/28	Kansas City	--	--	--	--	--	--	--	--	--	--
10/4	at Washington	--	--	--	--	--	--	--	--	--	--
10/11	Cincinnati	--	--	--	--	--	--	--	--	--	--
10/18	at Philadelphia	--	--	--	--	--	--	--	--	--	--
10/25	Pittsburgh	--	--	--	--	--	--	--	--	--	--
11/8	at Indianapolis	--	--	--	--	--	--	--	--	--	--
11/15	at New England	--	--	--	--	--	--	--	--	--	--
11/22	Tennessee	--	--	--	--	--	--	--	--	--	--
11/26	at Pittsburgh	--	--	--	--	--	--	--	--	--	--
12/3	Dallas	--	--	--	--	--	--	--	--	--	--
12/14	at Cleveland	--	--	--	--	--	--	--	--	--	--
12/20	Jacksonville	--	--	--	--	--	--	--	--	--	--
12/27	N.Y. Giants	--	--	--	--	--	--	--	--	--	--
1/3	at Cincinnati	--	--	--	--	--	--	--	--	--	--

DEFENSE												
DATE	OPPONENT	DT	NT	DE	RUSH	MLB	WLB	SAM	LCB	SS	FS	RCB
9/13	Cleveland	C. Campbell	B. Williams	D. Wolfe	P. McPhee	<u>P. Queen</u>	<u>M. Harrison</u>	M. Judon	M. Humphrey	C. Clark	D. Elliott	M. Peters
9/20	at Houston	--	--	--	--	--	--	--	--	--	--	--
9/28	Kansas City	--	--	--	--	--	--	--	--	--	--	--
10/4	at Washington	--	--	--	--	--	--	--	--	--	--	--
10/11	Cincinnati	--	--	--	--	--	--	--	--	--	--	--
10/18	at Philadelphia	--	--	--	--	--	--	--	--	--	--	--
10/25	Pittsburgh	--	--	--	--	--	--	--	--	--	--	--
11/8	at Indianapolis	--	--	--	--	--	--	--	--	--	--	--
11/15	at New England	--	--	--	--	--	--	--	--	--	--	--
11/22	Tennessee	--	--	--	--	--	--	--	--	--	--	--
11/26	at Pittsburgh	--	--	--	--	--	--	--	--	--	--	--
12/3	Dallas	--	--	--	--	--	--	--	--	--	--	--
12/14	at Cleveland	--	--	--	--	--	--	--	--	--	--	--
12/20	Jacksonville	--	--	--	--	--	--	--	--	--	--	--
12/27	N.Y. Giants	--	--	--	--	--	--	--	--	--	--	--
1/3	at Cincinnati	--	--	--	--	--	--	--	--	--	--	--



TRANSACTIONS

DATE	POS.	PLAYER	TRANSACTION
1/6	WR	Antoine Wesley	Placed on the Practice Squad Injured list
1/6	RB	Paul Perkins	Signed to the practice squad
1/8	G	Parker Ehinger	Placed on Injured Reserve
1/8	T	Andre Smith	Signed to the 53-man roster
1/12	LB	Aaron Adeoye	Re-signed to Reserve/Future contract
1/12	DB	Terrell Bonds	Re-signed to Reserve/Future contract
1/12	G	Will Holden	Re-signed to Reserve/Future contract
1/12	DE	Ufomba Kamalu	Re-signed to Reserve/Future contract
1/12	WR	Sean Modster	Re-signed to Reserve/Future contract
1/12	DE	Mike Onuoha	Re-signed to Reserve/Future contract
1/12	T	R.J. Prince	Re-signed to Reserve/Future contract
1/12	TE	Charles Scarff	Re-signed to Reserve/Future contract
1/12	WR	Antoine Wesley	Re-signed to Reserve/Future contract
2/6	T	Andre Smith	Re-signed to a one-year contract
2/10	S	Chuck Clark	Signed to a three-year contract extension
2/13	DB	Jordan Richards	Re-signed to a one-year contract
2/14	S	Tony Jefferson	Contract terminated
3/11	G	Marshal Yanda	Placed on the Reserve/Retired list
3/13	OLB	Matthew Judon	Designated the 2020 franchise tag player
3/13	WR/RS	De'Anthony Thomas	Re-signed
3/16	G/T	James Hurst	Contract terminated
3/18	TE	Hayden Hurst	Traded with a 2020 fourth-round draft choice to Atlanta in exchange for second- and fifth-round selections in the 2020 draft
3/18	P	Sam Koch	Signed to a two-year contract extension
3/19	DE	Calais Campbell	Acquired from the Jacksonville Jaguars in exchange for a 2020 fifth-round draft choice
3/20	DE	Chris Wormley	Traded with a seventh-round pick in the 2021 Draft to Pittsburgh in exchange for a fifth-round pick in 2021
3/21	DE	Calais Campbell	Signed to a one-year contract extension
3/21	DT	Justin Ellis	Re-signed
3/21	DE	Jihad Ward	Re-signed
3/24	CB	Jimmy Smith	Re-signed
3/26	LB/DB	Anthony Levine Sr.	Re-signed
3/26	WR	Chris Moore	Re-signed
3/26	LS	Nick Moore	Signed
3/31	DE	Derek Wolfe	Signed
4/8	DE	Ufomba Kamalu	Contract terminated
4/10	C	Matt Skura	Re-signed to a restricted free agent offer sheet
4/30	C	Trystan Colon-Castillo	Signed
4/30	QB	Tyler Huntley	Signed
4/30	K	Nick Vogel	Signed
5/1	CB	Jeff Hector	Signed
5/1	FB	Bronson Rechsteiner	Signed
5/4	WR	Michael Dereus	Signed
5/4	C	Sean Pollard	Signed
5/4	OLB	Chauncey Rivers	Signed
5/4	LB	Jake Ryan	Signed
5/5	CB	Khalil Dorsey	Signed
5/5	WR	Jaylon Moore	Signed
5/5	CB	Josh Nurse	Signed
5/5	S	Nigel Warrior	Signed
5/5	OLB	Marcus Willoughby	Signed
5/5	TE	Eli Wolf	Signed
5/5	DT	Broderick Washington	Signed
5/6	TE	Jake Breeeland	Signed
5/6	OLB	John Daka	Signed
5/6	P	Dom Maggio	Signed
5/6	LB	Kristian Welch	Signed
5/6	G	Ben Bredeson	Signed
5/6	DT	Justin Madubuike	Signed
5/6	WR	James Proche II	Signed
5/7	G	Evan Adams	Signed
5/7	DT	Aaron Crawford	Signed
5/7	RB	J.K. Dobbins	Signed
5/7	S	Geno Stone	Signed
5/8	G	Tyre Phillips	Signed
5/9	G	Daishawn Dixon	Signed
5/11	G	D.J. Fluker	Signed
5/12	OLB	Pernell McPhee	Re-signed
5/12	WR	Sean Modster	Waived
7/14	OLB	Malik Harrison	Signed 2020 draft choice
7/23	WR	Devin Duvernay	Signed 2020 draft choice

7/23	LB	Patrick Queen	Signed 2020 draft choice
7/25	LB	Mike Onuoha	Waived
7/26	S	Nigel Warrior	Placed on Reserve/COVID-19
7/27	TE	Jake Breeeland	Placed on the Non-Football Injury (NFI) list
7/27	G	Evan Adams	Waived
7/27	G	Daishawn Dixon	Waived
7/27	G	R.J. Prince	Waived
7/27	K	Nick Vogel	Waived
7/27	WR/RS	De'Anthony Thomas	Placed on the Reserve/Voluntary Opt-Out list
7/28	RB	Gus Edwards	Re-signed exclusive rights free agent
7/28	G	Parker Ehinger	Signed
7/28	T	Andre Smith	Placed on the Reserve/Voluntary Opt-Out list
8/1	CB	Jeff Hector	Waived
8/1	DT	Daylon Mack	Waived
8/1	P	Dom Maggio	Waived
8/2	C/G	Matt Skura	Placed on the Physically Unable to Perform list
8/4	TE	Jake Breeeland	Waived, who reverted to Injured Reserve on Aug. 5
8/4	S	Nigel Warrior	Activated from the Reserve/COVID-19 list
8/10	FB	Bronson Rechsteiner	Waived
8/12	RB/RS	Kenjon Barner	Signed
8/16	C/G	Matt Skura	Activated off the Physically Unable to Perform List
8/17	CB	Iman Marshall	Placed on Injured Reserve
8/22	WR	Antoine Wesley	Placed on Injured Reserve
8/23	S	Earl Thomas III	Terminated the contract of vested veteran
8/25	P	Johnny Townsend	Signed free agent
8/25	WR	DeAndrew White	Signed free agent
8/29	RB	Ty'Son Williams	Signed
8/31	OLB	John Daka	Waived
8/31	WR	Michael Dereus	Waived
8/31	C	Sean Pollard	Waived
8/31	WR	DeAndrew White	Placed on Injured Reserve
9/5	TE	Jerell Adams	Terminated the contract of vested veteran
9/5	OLB	Aaron Adeoye	Waived
9/5	RB/RS	Kenjon Barner	Terminated the contract of vested veteran
9/5	CB	Terrell Bonds	Waived
9/5	C	Trystan Colon-Castillo	Waived
9/5	DT	Aaron Crawford	Waived
9/5	CB	Khalil Dorsey	Waived
9/5	G	Parker Ehinger	Terminated the contract of vested veteran
9/5	G	Will Holden	Waived
9/5	QB	Tyler Huntley	Waived
9/5	WR	Jaylon Moore	Waived
9/5	LS	Nick Moore	Waived
9/5	CB	Josh Nurse	Waived
9/5	S	Jordan Richards	Terminated the contract of vested veteran
9/5	OLB	Chauncey Rivers	Waived
9/5	TE	Charles Scarff	Waived
9/5	WR	Jaleel Scott	Waived
9/5	P	Johnny Townsend	Waived
9/5	S	Nigel Warrior	Waived
9/5	ILB	Kristian Welch	Waived
9/5	RB	Ty'Son Williams	Waived
9/5	OLB	Marcus Willoughby	Waived
9/5	TE	Eli Wolf	Waived
9/6	TE	Jerell Adams	Signed to practice squad
9/6	OLB	Aaron Adeoye	Signed to practice squad
9/6	CB	Terrell Bonds	Signed to practice squad
9/6	C	Trystan Colon-Castillo	Signed to practice squad
9/6	DT	Aaron Crawford	Signed to practice squad
9/6	CB	Khalil Dorsey	Signed to practice squad
9/6	G	Will Holden	Signed to practice squad
9/6	QB	Tyler Huntley	Signed to practice squad
9/6	WR	Jaylon Moore	Signed to practice squad
9/6	LS	Nick Moore	Signed to practice squad
9/6	S	Jordan Richards	Signed to practice squad
9/6	OLB	Chauncey Rivers	Signed to practice squad
9/6	S	Nigel Warrior	Signed to practice squad
9/6	RB	Kristian Welch	Signed to practice squad
9/6	RB	Ty'Son Williams	Signed to practice squad
9/6	TE	Eli Wolf	Signed to practice squad



2020 STATISTICS

WON 1, LOST 0 HEAD COACH: JOHN HARBAUGH
 09/13 W 38-6 Cleveland 0

TEAM STATISTICS	BAL	OPP.
FIRST DOWNS	23	20
Rushing	7	6
Passing	16	10
Penalty	0	4
Third Down-Made/Att	6/11	3/12
Third Down Efficiency	54.5%	25.0%
Fourth Down-Made/Att	0/0	0/3
Fourth Down Efficiency	0.0%	0.0%
TOTAL NET YARDS	377	306
Avg. Per Game	377.0	306.0
Total Plays	58	68
Avg. Per Play	6.5	4.5
NET YARDS RUSHING	107	138
Avg. Per Game	107.0	138.0
Total Rushes	30	27
Avg. Per Rush	3.6	5.1
NET YARDS PASSING	270	168
Avg. Per Game	270.0	168.0
Sacked/Yards Lost	2/14	2/21
Gross Yards	284	189
Attempts/Completions	26/21	39/21
Pct. of Completion	80.8%	53.8%
Had Intercepted	0	1
PUNTS/AVERAGE	3/41.7	3/45.7
Net Punting Average	41.3	37.0
PUNT RETURN/AVG.	2/13.0	1/1.0
KICKOFF RETURN/AVG.	2/32.0	0/0
INTERCEPTION RETURN/AVG.	1/8.0	0/0.0
PENALTIES/YARDS	7/66	8/80
FUMBLES/BALL LOST	2/1	3/2
TOUCHDOWNS	5	1
Rushing	2	0
Passing	3	1
Returns	0	0
EXTRA POINTS/ATTEMPTS	5/5	0/1
TWO POINT CONVERSION/ATT.	0/0	0/0
FIELD GOALS/ATTEMPTS	1/1	0/1
AVG. TIME OF POSSESSION	29:58	30:02

* SCORE BY PERIODS	Q1	Q2	Q3	Q4	OT	PTS
TEAM	10	14	7	7	0	38
OPPONENTS	6	0	0	0	0	6

SCORING	TD	RU	PA	RT	K-PAT	FG	2PT	S	PTS
M. Andrews	2	0	2	0	0/0	0/0	0	0	12
J. Dobbins	2	2	0	0	0/0	0/0	0	0	12
J. Tucker	0	0	0	0	5/5	1/1	0	0	8
W. Snead IV	1	0	1	0	0/0	0/0	0	0	6
TEAM	5	2	3	0	5/5	1/1	0	0	38
OPPONENTS	1	0	1	0	0/1	0/1	0	0	6

SACKS: T. Bowser 1.0, P. Queen 1.0, TM 2.0, OPP 2.0

* PASSING	ATT	CMP	YDS	CMP%	YDS/ATT	TD	TD%	INT	INT%	LONG	SACK/LOST	RATING
L. Jackson	25	20	275	80.0	11.0	3	12.0	0	0.0	47	2/14	152.1
R. Griffin III	1	1	9	100.0	9.0	0	0.0	0	0.0	9	0/0	104.2
TEAM	26	21	284	80.8	10.9	3	11.5	0	0.0	47	2/14	150.6
OPPONENTS	39	21	189	53.8	4.8	1	2.6	1	2.6	28	2/21	65.0

* RUSHING	NO.	YDS	AVG	LONG	TD
L. Jackson	7	45	6.4	16	0
M. Ingram II	10	29	2.9	8	0
J. Dobbins	7	22	3.1	12	2
G. Edwards	4	17	4.3	13	0
R. Griffin III	1	-1	-1.0	-1	0
P. Ricard	1	-5	-5.0	-5	0
TEAM	30	107	3.6	16	2
OPPONENTS	27	138	5.1	29	0

* RECEIVING	TAR	NO.	YDS	AVG	LONG	TD
M. Andrews	6	5	58	11.6	21	2
M. Brown	6	5	101	20.2	47	0
W. Snead IV	4	4	64	16.0	20	1
M. Boykin	4	3	37	12.3	25	0
N. Boyle	3	2	3	1.5	4	0
D. Duvernay	1	1	12	12.0	12	0
P. Ricard	1	1	9	9.0	9	0
TEAM	25	21	284	13.5	47	3
OPPONENTS	35	21	189	9.0	28	1

* INTERCEPTIONS	NO.	YDS	AVG	LONG	TD
M. Humphrey	1	8	8.0	8	0
TEAM	1	8	8.0	8	0

* FUMBLES	FUM	LST	REC	TD
P. Ricard	1	1	0	0
L. Jackson	1	0	0	0
M. Ingram II	0	0	1	0
TEAM	2	1	1	0
OPPONENTS	3	2	1	0

* PUNTING	NO.	YDS	AVG	NET	TB	IN	LG	B
S. Koch	3	125	41.7	41.3	0	2	49	0
TEAM	3	125	41.7	41.3	0	2	49	0
OPPONENTS	3	137	45.7	37.0	0	1	59	0

* PUNT RETURNS	RET	FC	YDS	AVG	LONG	TD
J. Proche II	2	0	26	13.0	17	0
TEAM	2	0	26	13.0	17	0
OPPONENTS	1	0	1	1.0	1	0

* KICKOFF RETURNS	NO.	YDS	AVG	LONG	TD
D. Duvernay	2	64	32.0	38	0
TEAM	2	64	32.0	38	0

* FIELD GOALS	1-19	20-29	30-39	40-49	50+
J. Tucker	0/0	0/0	0/0	1/1	0/0
TEAM	0/0	0/0	0/0	1/1	0/0
OPPONENTS	0/0	0/0	0/0	0/1	0/0

J. Tucker: (41G)
 OPP: (41WR)
 2-Pt Conv: TM 0-0 OPP 0-0

DEFENSIVE & SPECIAL TEAMS STATISTICS

2020 REGULAR SEASON BALTIMORE RAVENS DEFENSIVE STATS (THROUGH WEEK 1)

PLAYER	TOTAL	SOLO	ASST.	SACKS/YDS.	TFL	QBH	FR	FF	INT./YDS.	PD
Queen, Patrick	8	4	4	1.0/7.0	1	1	0	1	0/0	0
Clark, Chuck	6	4	2	0.0/0.0	0	0	0	1	0/0	0
Fort, L.J.	6	6	0	0.0/0.0	0	0	1	1	0/0	0
Ward, Jihad	6	1	5	0.0/0.0	0	0	0	0	0/0	0
Elliott, DeShon	5	2	3	0.0/0.0	0	0	0	0	0/0	0
Harrison, Malik	4	4	0	0.0/0.0	0	0	0	0	0/0	1
Judon, Matthew	4	2	2	0.0/0.0	1	1	0	0	0/0	0
McPhee, Pernell	4	2	2	0.0/0.0	0	0	0	0	0/0	0
Peters, Marcus	3	3	0	0.0/0.0	0	0	0	0	0/0	1
Williams, Brandon	3	1	2	0.0/0.0	0	0	0	0	0/0	0
Wolfe, Derek	3	1	2	0.0/0.0	0	2	0	0	0/0	0
Bowser, Tyus	2	2	0	1.0/14.0	1	1	0	0	0/0	1
Young, Tavon	2	2	0	0.0/0.0	0	0	0	0	0/0	0
Campbell, Calais	1	1	0	0.0/0.0	0	0	0	0	0/0	3
Ellis, Justin	1	0	1	0.0/0.0	0	0	0	0	0/0	0
Ferguson, Jaylon	1	1	0	0.0/0.0	0	1	0	0	0/0	0
Humphrey, Marlon	1	1	0	0.0/0.0	0	0	0	0	1/8	1
Smith, Jimmy	1	1	0	0.0/0.0	0	0	0	0	0/0	0
Washington, Broderick	1	0	1	0.0/0.0	0	0	0	0	0/0	0
Levine Sr., Anthony	0	0	0	0.0/0.0	0	0	1	0	0/0	0
TOTALS	62	38	24	2.0/21.0	3	6	2	3	1/8	7

ASST.=Assist, TFL=Tackle for a Loss, INT.=Interception, FR=Fumble Recovery, FF=Forced Fumble, PD=Pass Defense

2020 RAVENS SPECIAL TEAMS							
POS.	PLAYER	TTL.	SOLO	ASST.	FF	FR	BL
	TOTALS	--	--	--	--	--	--

DEFENSIVE STATS BY RANK									
SACKS		INTERCEPTIONS		TACKLES FOR LOSS		PASSES DEFENSED		QBH	
PLAYER	NO.	PLAYER	NO.	PLAYER	NO.	PLAYER	NO.	PLAYER	NO.
Bowser, Tyus	1.0	Humphrey, Marlon	1	Bowser, Tyus	1	Campbell, Calais	3	Wolfe, Derek	2
Queen, Patrick	1.0			Judon, Matthew	1	Bowser, Tyus	1	Bowser, Tyus	1
				Queen, Patrick	1	Harrison, Malik	1	Ferguson, Jaylon	1
						Humphrey, Marlon	1	Judon, Matthew	1
						Peters, Marcus	1	Queen, Patrick	1

FORCED FUMBLES		FUMBLE RECOVERIES	
PLAYER	NO.	PLAYER	NO.
Clark, Chuck	1	Fort, L.J.	1
Fort, L.J.	1	Levine Sr., Anthony	1
Queen, Patrick	1		

GAME-BY-GAME OFFENSE

2020 REGULAR SEASON RAVENS GAME-BY-GAME OFFENSE																Totals
09/13	09/20	09/28	10/04	10/11	10/18	10/25	11/08	11/15	11/22	11/26	12/03	12/14	12/20	12/27	01/03	
CLE	@ HOU	KC	@ WAS	CIN	@ PHI	PIT	@ IND	@ NE	TEN	@ PIT	DAL	@ CLE	JAX	NYG	@ CIN	
FIRST DOWNS																
Total	23															23
Rushing	7															7
Passing	16															16
Penalty	0															0
THIRD DOWNS																
Attempts	11															11
Converted	6															6
Percentage	54.5%															54.5%
FOURTH DOWNS																
Attempts	0															0
Converted	0															0
Percentage	0															0
TOT. OFFENSE																
Net Yards	377															377
Plays	58															58
Avg./Play	6.5															6.5
RUSHING																
Net Yards	107															107
Rush. Att.	30															30
Avg./Att.	3.6															3.6
PASSING																
Net Yards	270															270
Attempts	26															26
Completions	21															21
Completion Pct	80.8%															80.8%
Avg. Gain Per Pass	12.9															12.9
Intercepted	0															0
Gross Yards	284															284
Sacked	2.0															2.0
Yards Lost	14															14
PENALTIES																
Number	7															7
Yards	66															66
FUMBLES																
Number	2															2
Lost	1															1
PUNTING																
Net Yards	125															125
Punts	3															3
Net Avg.	41.3															33.0
Gross Avg.	41.7															41.7
Touchbacks	0															0
Punts Blocked	0															0
Punt Returns	2															2
Punt Return Yards	26															26
Punt Return Avg.	13.0															13.0
SCORING																
Points	38															38
Q1	10															10
Q2	14															14
Q3	7															7
Q4	7															7
OT	0															0
TD Rushing	2															2
TD Passing	3															3
TD KO Returns	0															0
TD Punt Returns	0															0
TD Sp. Teams	0															0
TD Def. Returns	0															0
Total TDs	5															5
PAT Attempts	5															5
PAT Made	5															5
FG Attempts	1															1
FG Made	1															1
Safety	0															0
2-Pt Attempts	0															0
2-Pt Made	0															0
Time of Possession	29:58															29:58
KICKOFFS																
Kickoff Returns	2															2
Kickoff Return Yards	64															64
Kickoff Return Avg.	32.0															32.0

GAME-BY-GAME DEFENSE

2020 REGULAR SEASON RAVENS GAME-BY-GAME DEFENSE

	09/13	09/20	09/28	10/04	10/11	10/18	10/25	11/08	11/15	11/22	11/26	12/03	12/14	12/20	12/27	01/03	Totals
	CLE	@ HOU	KC	@ WAS	CIN	@ PHI	PIT	@ IND	@ NE	TEN	@ PIT	DAL	@ CLE	JAX	NYG	@ CIN	
FIRST DOWNS																	
Total	20																20
Rushing	6																6
Passing	10																10
Penalty	4																4
THIRD DOWNS																	
Attempts	12																12
Converted	3																3
Percentage	25.0%																25.0%
FOURTH DOWNS																	
Attempts	3																3
Converted	0																0
Percentage	0.0%																0.0%
TOT. OFFENSE																	
Net Yards	306																306
Plays	68																68
Avg./Play	4.5																4.5
RUSHING																	
Net Yards	138																138
Rush. Att.	27																27
Avg./Att.	5.1																5.1
PASSING																	
Net Yards	168																168
Attempts	39																39
Completions	21																21
Completion Pct	53.8%																53.8%
Avg. Gain Per Pass	8.0																8.0
Intercepted	1																1
Gross Yards	189																189
Sacked	2.0																2.0
Yards Lost	21																21
PENALTIES																	
Number	8																8
Yards	80																80
FUMBLES																	
Number	3																3
Lost	2																2
PUNTING																	
Net Yards	137																137
Punts	3																3
Net Avg.	37.0																45.3
Gross Avg.	45.7																45.7
Touchbacks	0																0
Punts Blocked	0																0
Punt Returns	1																1
Punt Return Yards	1																1
Punt Return Avg.	1.0																1.0
SCORING																	
Points	6																6
Q1	6																6
Q2	0																0
Q3	0																0
Q4	0																0
OT	0																0
TD Rushing	0																0
TD Passing	1																1
TD KO Returns	0																0
TD Punt Returns	0																0
TD Sp. Teams	0																0
TD Def. Returns	0																0
Total TDs	1																1
PAT Attempts	1																1
PAT Made	0																0
FG Attempts	1																1
FG Made	0																0
Safety	0																0
2-Pt Attempts	0																0
2-Pt Made	0																0
Time of Possession	30:02																30:02
KICKOFFS																	
Kickoff Returns	0																0
Kickoff Return Yards	0																0
Kickoff Return Avg.	0																0