



BALTIMORE RAVENS GAME RELEASE

UNDER ARMOUR PERFORMANCE CENTER | 1 WINNING DRIVE | OWINGS MILLS, MD

PH: 410-701-4000 | BALTIMORERAVENS.COM | TWITTER: @RAVENS

WORLD CHAMPIONS: SUPER BOWL XXXV (2000) & SUPER BOWL XLVII (2012)



JACKSONVILLE JAGUARS VS. BALTIMORE RAVENS



(1-12) WEEK 15 – SUNDAY, DEC. 20, 2020 (8-5)

1 P.M. ET – M&T BANK STADIUM (70,745)

QUICK HITS

- Winners of two-straight games, the Baltimore Ravens (8-5) host the Jacksonville Jaguars (1-12) in a battle at M&T Bank Stadium. Baltimore has secured at least eight victories for the 12th time in head coach **John Harbaugh's** 13 seasons, and once again, is in the thick of the playoff race, looking to capture its third-straight postseason berth.
- In a battle for the ages and one of the best games ever played on Monday Night Football, the Ravens come off a thrilling 47-42 victory over the host Browns. Baltimore twice held 14-point leads, but the high-powered Cleveland attack kept climbing back, eventually taking a 35-34 edge midway through the fourth quarter after **QB Lamar Jackson** left the game with cramps. After Jackson's backup, **QB Trace McSorley**, went down with a knee injury with 2:12 remaining, No. 8 returned from the locker room on the ensuing 4th-and-5 play, ultimately connecting with **WR Marquise Brown** for an improbable 44-yard TD to give Baltimore the lead (a **RB J.K. Dobbins** 2-point conversion made the score 42-35). Cleveland then drove 75 yards in 47 seconds to tie the score, setting up Jackson's next drive (38 yards) that put **K Justin Tucker** in position to hit a game-winning 55-yard FG with :02 remaining. (A late safety by **CB Marlon Humphrey** on multiple desperation laterals by Cleveland led to the final score.) Jackson rushed for 2 TDs and 124 of the Ravens' 231 ground yards, also completing 11-of-17 passes for 163 yards and the TD to Brown. **TE Mark Andrews**, who made 3 clutch catches on the game-winning drive, hauled in 5 passes for 78 yards.
- Jacksonville leads the all-time series, 12-9. In Baltimore, the Ravens are 6-5, with the Jaguars winning the last game at M&T Bank Stadium (22-20 in 2015). The last time Baltimore and Jacksonville met was during the 2017 campaign, when the Jaguars prevailed, 44-7, in London. Under John Harbaugh, the Ravens are 3-3 vs. Jacksonville.

WEEKLY SCHEDULE

- Wed. Dec. 16:** Time TBD ... Zoom Pressers: Three Players
5:45 p.m. Zoom Presser: John Harbaugh
- Thu. Dec. 17:** 11:35 a.m. Zoom Pressers: Three Coordinators & Player
1:35 p.m. Media Practice Viewing
- Fri. Dec. 18:** 11:45 a.m. Media Practice Viewing
1:15 p.m. Zoom Pressers: Coach Harbaugh & Player

WEDNESDAY CONFERENCE CALLS

Doug Marrone at 2:15 p.m. / John Harbaugh at 6 p.m.

CALLING THE ACTION

- Television:** CBS / WJZ Ch. 13 (Baltimore)
- Andrew Catalon (PBP) - James Lofton (analyst)
- Sherree Burruss (reporter) - Steve McKee (prod.) - Andy Goldberg (dir.)
- Local Radio:** WBAL (1090 AM/101.5 FM) & 98 Rock (97.9 FM)
- Gerry Sandusky (PBP) - Femi Ayanbadejo (analyst)

COACH HARBAUGH SAYS

JOHN HARBAUGH ON HIS LOVE FOR THE RAVENS' PLAYERS:

"I love these guys, and it's not because they're football players or because they play for us. It's for who they are. They have the hearts of lions. For guys to be able to [win on Monday] and to make those plays at the end when it counted the most, it just says so much about their character and who they are, their trust and their belief – belief in what they believe in and believing in each other."

INJURY UPDATE

- Against the Browns, **CB Davontae Harris** (ankle), **QB Trace McSorley** (knee) and **CB Jimmy Smith** (shoulder) left the game and did not return. **CB Tramon Williams** (thigh) and **TE Luke Willson** (hip) did not play in the win over Cleveland. One player on the 53-man roster (**S Geno Stone**) is on Reserve/COVID-19.
- Two offensive starters are on Injured Reserve: **TE Nick Boyle** (knee) and All-Pro **LT Ronnie Stanley** (ankle).

NOTE THE QUOTE

USA TODAY'S MIKE JONES ON LAMAR JACKSON'S WEEK 14 PERFORMANCE:

"What's not hard to explain is the grit and level of special that Jackson possesses, and that on Monday night, he reached a new level of legendary. He showed once again why last season, he became only the second unanimous MVP in NFL history after transforming the Ravens into one of the most feared teams in the league."

NOTE OF THE WEEK

BALTIMORE GROUND & POUND

- ✗ Baltimore's rushing attack ranks No. 1 in the NFL, averaging 173.8 ypg.
- ✗ Lamar Jackson's 6.3 ypc average ranks No. 1 in the NFL, and his 793 rushing yards stand 10th overall (first among QBs).
- ✗ Rookie J.K. Dobbins' 5.3 ypc average stands as the NFL's fifth-best mark, while Gus Edwards' 5.0 ypc average ranks 12th.
- ✗ Baltimore is the only NFL team with three players to each have 500+ rushing yards: Jackson (793), Edwards (536) and Dobbins (504).
- ✗ The Ravens, Browns and Titans have all produced an NFL-high four games with 200+ rushing yards this season.



LAMAR JACKSON
27-7 RECORD AS
BALTIMORE'S STARTER
2,694 YARDS & 18 TDs
RUSHING IN HIS CAREER

RAVENS INFORMATION

2020 SCHEDULE / RESULTS

| Date | Opponent | Time / Result |
|---------------|-----------------------------|---------------|
| Sun. Sept. 13 | Cleveland Browns | W, 38-6 |
| Sun. Sept. 20 | at Houston Texans | W, 33-16 |
| Mon. Sept. 28 | Kansas City Chiefs | L, 20-34 |
| Sun. Oct. 4 | at Washington Football Team | W, 31-17 |
| Sun. Oct. 11 | Cincinnati Bengals | W, 27-3 |
| Sun. Oct. 18 | at Philadelphia Eagles | W, 30-28 |
| Sun. Oct. 25 | Bye Week | |
| Sun. Nov. 1 | Pittsburgh Steelers | L, 24-28 |
| Sun. Nov. 8 | at Indianapolis Colts | W, 24-10 |
| Sun. Nov. 15 | at New England Patriots | L, 17-23 |
| Sun. Nov. 22 | Tennessee Titans | L, 24-30 (OT) |
| Wed. Dec. 2 | at Pittsburgh Steelers | L, 14-19 |
| Tues. Dec. 8 | Dallas Cowboys | W, 34-17 |
| Mon. Dec. 14 | at Cleveland Browns | W, 47-42 |
| Sun. Dec. 20 | Jacksonville Jaguars | 1 p.m. |
| Sun. Dec. 27 | New York Giants | 1 p.m. |
| Sun. Jan. 3* | at Cincinnati Bengals | 1 p.m. |

* Flexible Scheduling Games All Times Eastern

PERFECTING THE PUNCH-OUT

Ravens CB Marlon Humphrey leads the NFL with 8 forced fumbles this season. Humphrey's 8 FFs also tie for the second most by a defensive back in an NFL single season since the stat began being tracked in 2000, and they are a Ravens' single-season record.

MOST FORCED FUMBLES / NFL DEFENDERS (2020 Season)

| Rk. | Player (Team.) | Forced Fumbles |
|-----|-------------------------------|----------------|
| 1. | Marlon Humphrey (Bal.) | 8 |
| 2. | Marcus Peters (Bal.) | 4 |
| | Aaron Donald (LAR) | 4 |
| | Myles Garrett (Cle.) | 4 |
| | Foyesade Oluokun (Atl.) | 4 |
| | Jason Pierre-Paul (TB) | 4 |

MOST FORCED FUMBLES BY A DEFENSIVE BACK (Single-Season Records / Since 2000)

| Rk. | Player (Year) | Forced Fumbles |
|-----|-------------------------------|----------------|
| 1. | Charles Tillman (2012) | 10 |
| 2. | Marlon Humphrey (2020) | 8 |
| | Chris Harris (2007) | 8 |

MOST FORCED FUMBLES (Ravens Single-Season History)

| Rk. | Player (Year) | Forced Fumbles |
|-----|-------------------------------|----------------|
| 1. | Marlon Humphrey (2020) | 8 |
| 2. | Terrell Suggs (2011) | 7 |
| 3. | Terrell Suggs (2003) | 6 |
| 4. | Jamie Sharper (2000) | 5 |
| 5. | Seven Players (n/a) | 4 |

NOTE OF THE WEEK

X Entering Week 15, the Ravens rank No. 1 in the NFL in forced fumbles and No. 2 in fumble recoveries (11). With three games to play, Baltimore's 24 FFs rank second in single-season franchise history, just 2 short of the record (26) set by the 2000 Ravens (XXXV Super Bowl champions).

MOST FORCED FUMBLES (2020 Season)

| Rk. | Team | Forced Fumbles |
|-----|-------------------------|----------------|
| 1. | Baltimore Ravens | 24 |
| 2. | Atlanta Falcons | 16 |
| | Cleveland Browns | 16 |

MOST FORCED FUMBLES (Ravens Single-Season History)

| Rk. | Year | Forced Fumbles |
|-----|--------------------|----------------|
| 1. | 2000 Ravens | 26 |
| 2. | 2020 Ravens | 24 |
| 3. | 2003 Ravens | 23 |

MOST FUMBLE RECOVERIES (2020 Season)

| Rk. | Team | Fumble Recov. |
|-----|-------------------------|---------------|
| 1. | Carolina Panthers | 13 |
| 2. | Baltimore Ravens | 11 |
| 3. | Cleveland & NY Giants | 10 |

RAVENS 100 RUSHING STREAK

Since QB Lamar Jackson became the Ravens' starter in Week 11 of 2018, Baltimore has rushed for at least 100 yards in 36-straight games, marking the third-longest streak in NFL history.

MOST CONSECUTIVE GAMES W/ 100+ RUSHING YARDS (NFL History)

| Rk. | Team | Consec. Games | Season Span |
|-----|-------------------------|---------------|---------------------|
| 1. | Pittsburgh Steelers | 43 | 1974-77 |
| 2. | Buffalo Bills | 37 | 1973-76 |
| 3. | Baltimore Ravens | 36 | 2018-present |
| 4. | Carolina Panthers | 30 | 2014-16 |

2020 AFC NORTH STANDINGS

| Team | W | L | T | Home | Road | Div. | Con. | PF | PA | Strk. |
|------------------|----------|----------|----------|------------|------------|------------|------------|------------|------------|-----------|
| Pittsburgh | 11 | 2 | 0 | 6-1 | 5-1 | 4-0 | 8-1 | 349 | 237 | L2 |
| Cleveland | 9 | 4 | 0 | 5-2 | 4-2 | 2-3 | 6-4 | 348 | 368 | L1 |
| Baltimore | 8 | 5 | 0 | 3-3 | 5-2 | 3-2 | 5-5 | 363 | 273 | W2 |
| Cincinnati | 2 | 10 | 1 | 2-4 | 0-6-1 | 0-4 | 2-7 | 244 | 338 | L2 |

2020 HONORS

- AFC Off. Player of the Week: Lamar Jackson (Week 1 vs. Cle.)
- AFC Def. Player of the Week: Patrick Queen (Week 5 vs. Cin.)
- AFC Def. Player of the Week: Calais Campbell (Week 6 at Phi.)

RAVENS / JAGUARS INFORMATION

2020 NFL RANKINGS

OFFENSE

| Category | --Ravens-- | | --Jaguars-- | |
|---------------------|------------|------|-------------|------|
| | Stats | Rank | Stats | Rank |
| Total Offense | 341.8 | 21 | 337.6 | 22 |
| Rush Offense | 173.8 | 1 | 102.2 | 23 |
| Pass Offense | 168.1 | 31 | 235.5 | 20 |
| Points Per Game | 27.9 | 8 | 20.1 | 28 |
| 3rd-Down Off. % | 44.3 | 8 | 41.1 | 19 |
| 4th-Down Off. % | 66.7 | 8t | 28.6 | 31 |
| Red Zone Off. (TD%) | 60.0 | 14 | 59.0 | 16t |

DEFENSE

| Category | --Ravens-- | | --Jaguars-- | |
|---------------------|------------|------|-------------|------|
| | Stats | Rank | Stats | Rank |
| Total Defense | 349.6 | 15 | 418.9 | 32 |
| Rush Defense | 113.6 | 13t | 145.5 | 30 |
| Pass Defense | 236.0 | 16 | 273.4 | 28 |
| Points Per Game | 21.0 | 5 | 29.5 | 28 |
| 3rd-Down Def. % | 36.3 | 3 | 42.1 | 19 |
| 4th-Down Def. % | 48.3 | 11 | 64.3 | 25 |
| Red Zone Def. (TD%) | 65.8 | 25 | 60.4 | 13 |

TEAM

| Category | --Ravens-- | | --Jaguars-- | |
|----------------|------------|------|-------------|------|
| | Stats | Rank | Stats | Rank |
| Turnover Ratio | +4 | 10t | -7 | 27t |
| Penalties | 84 | 25t | 87 | 29 |
| Penalty Yards | 807 | 29 | 835 | 31 |

SERIES HISTORY

- Overall Series: Jaguars lead series, 12-9.
- In Baltimore: Ravens are 6-5.
- Under John Harbaugh: Series is tied, 3-3.

ALL-TIME SERIES HISTORY & RESULTS

| Date | Location | Result | Attendance |
|----------|--------------|---------------------|------------|
| 11/10/96 | Jacksonville | Jaguars, 30-27 | 64,628 |
| 11/24/96 | Baltimore | Jaguars, 28-25 (OT) | 57,384 |
| 08/31/97 | Baltimore | Jaguars, 28-27 | 61,018 |
| 11/30/97 | Jacksonville | Jaguars, 29-27 | 63,712 |
| 09/20/98 | Jacksonville | Jaguars, 24-10 | 67,069 |
| 11/01/98 | Baltimore | Jaguars, 45-19 | 68,915 |
| 11/14/99 | Jacksonville | Jaguars, 6-3 | 67,391 |
| 11/28/99 | Baltimore | Jaguars, 30-23 | 68,428 |
| 09/10/00 | Baltimore | Ravens, 39-36 | 68,843 |
| 10/08/00 | Jacksonville | Ravens, 15-10 | 65,194 |
| 10/28/01 | Baltimore | Ravens, 18-17 | 69,439 |
| 11/25/01 | Jacksonville | Ravens, 24-21 | 53,530 |
| 10/20/02 | Baltimore | Ravens, 17-10 | 69,173 |
| 11/02/03 | Baltimore | Ravens, 24-17 | 69,486 |
| 11/13/05 | Jacksonville | Jaguars, 30-3 | 66,107 |
| 12/28/08 | Baltimore | Ravens, 27-7 | 71,366 |
| 10/24/11 | Jacksonville | Jaguars, 12-7 | 62,976 |
| 12/14/14 | Baltimore | Ravens, 20-12 | 70,801 |
| 11/15/15 | Baltimore | Jaguars, 22-20 | 70,837 |
| 09/25/16 | Jacksonville | Ravens, 19-17 | 60,127 |
| 09/24/17 | London | Jaguars, 44-7 | 84,592 |

2020 RAVENS / JAGUARS LEADERS

PASSING YARDS [TDs/INTs]

| | |
|-----------------------------------|------------------------------------|
| Lamar Jackson . . . 2,218 (18/7) | Gardner Minshew . . . 2,033 (14/5) |
| Trace McSorley 90 (1/0) | Jake Luton 624 (2/6) |

RUSHING YARDS [AVG.]

| | |
|-----------------------------------|-----------------------------------|
| Lamar Jackson 793 (6.3) | James Robinson . . . 1,035 (4.6) |
| Gus Edwards 536 (5.0) | Gardner Minshew . . . 144 (5.3) |
| J.K. Dobbins 504 (5.3) | Laviska Shenault 92 (6.1) |

RECEIVING YARDS [CATCHES]

| | |
|------------------------------------|-----------------------------------|
| Marquise Brown 605 (43) | D.J. Chark 591 (45) |
| Mark Andrews 532 (43) | Keelan Cole 571 (47) |
| Willie Snead IV 408 (31) | Laviska Shenault 441 (42) |

POINTS

| | |
|--------------------------------|-----------------------------|
| Justin Tucker 105 | James Robinson 56 |
| Andrews/Edwards/Jackson . . 36 | Keelan Cole 36 |
| J.K. Dobbins 34 | Chark/Rosas 24 |

INTERCEPTIONS [YARDS]

| | |
|--------------------------------|-------------------------------|
| Tyus Bowser 3 (53) | Joe Schobert 2 (45) |
| Marcus Peters 3 (17) | Sidney Jones 2 (1) |

SACKS [YARDS]

| | |
|----------------------------------|----------------------------------|
| Yannick Ngakoue 6 (34) | Dawuane Smoot 4.5 (23) |
| Campbell/Judon 4 (N/A) | Josh Allen 2.5 (7) |

TACKLES

| | |
|----------------------------|----------------------------|
| Patrick Queen 91 | Joe Schobert 113 |
| Chuck Clark 84 | Myles Jack 95 |

GROSS PUNTING [NET]

| | |
|--------------------------------|-----------------------------------|
| Sam Koch 44.9 (42.9) | Logan Cooke 47.6 (43.4) |
|--------------------------------|-----------------------------------|

FIELD GOALS [PCT.]

| | |
|--------------------------------------|-------------------------------------|
| Justin Tucker 22/24 (91.7) | Aldrick Rosas 7/10 (70.0) |
|--------------------------------------|-------------------------------------|

PUNT RETURN YARDS [AVG.]

| | |
|-------------------------------------|----------------------------------|
| James Proche II 175 (8.3) | Keelan Cole 140 (15.6) |
|-------------------------------------|----------------------------------|

KICKOFF RETURN YARDS [AVG.]

| | |
|-------------------------------------|-----------------------------------|
| Devin Duvernay 539 (28.4) | Chris Claybrooks . . . 191 (21.2) |
|-------------------------------------|-----------------------------------|

2020 TALE OF THE TAPE

| Category | Ravens | Jaguars |
|----------------------------------|--------|---------|
| Record | 8-5 | 1-12 |
| Best Streak | Won 3 | Won 1 |
| Points Scored | 363 | 261 |
| TDs Scored | 42 | 31 |
| Rushing TDs Scored | 19 | 9 |
| Passing TDs Scored | 19 | 19 |
| TDs on Returns | 4 | 3 |
| Points Against | 273 | 383 |
| TDs Allowed | 34 | 44 |
| Rushing TDs Allowed | 12 | 16 |
| Passing TDs Allowed | 19 | 28 |
| TDs on Returns Allowed | 3 | 0 |
| Time of Poss. Avg. | 30:19 | 27:43 |
| KOR Avg. For | 28.5 | 19.9 |
| KOR Avg. Against | 21.8 | 19.0 |
| PR Avg. For | 8.3 | 11.8 |
| PR Avg. Against | 4.8 | 6.4 |
| Sacks | 28 | 16 |
| Sacks Allowed | 31 | 32 |
| Interceptions | 8 | 9 |
| Interceptions Thrown | 9 | 14 |
| Fumbles Lost/Recovered | 6/11 | 7/5 |

RAVENS / JAGUARS INFORMATION

RAVENS / JAGUARS CONNECTIONS

Franchise Connections

- Baltimore **DE Calais Campbell** played for the Jaguars from 2017-19, earning Pro Bowl honors all three seasons and the NFL's Walter Payton Man of the Year award in 2019.
- Ravens **DE Yannick Ngakoue** was originally selected by Jacksonville in the third round (69th overall) of the 2016 NFL Draft and spent the first four seasons (2016-19) of his career as a Jaguar. During his tenure in Jacksonville, Ngakoue recorded 37.5 sacks, marking the second most in franchise history.
- Ravens practice squad **FB Tommy Bohanon** spent two seasons (2017-18) with the Jaguars, and in 2017, helped Jacksonville reach its first AFC Championship game since 1999.
- Baltimore assistant offensive line coach **Richard Angulo** played two seasons (2007-08) at TE for Jacksonville.
- Baltimore defensive line coach **Joe Cullen** served in the same role in Jacksonville from 2010-12.
- Ravens director of football research **Scott Cohen** served as the Jaguars assistant director of pro scouting from 1999-2000.
- Jaguars **LB Kamalei Correa** was originally selected by Baltimore in the second round (42nd overall) of the 2016 NFL Draft and spent the first three seasons (2016-18) of his career with the Ravens.
- Jaguars public relations assistant **David Wolf** began his NFL career as a Ravens' PR intern from 2016-17.

Local Connections

- Ravens assistant special teams coach **T.J. Weist** served as the co-offensive coordinator and interim head coach for South Florida University in 2016.
- Ravens coaching analyst – performance **Ron Shrift** was a strength and conditioning graduate assistant at Florida International University in 2012.
- Jaguars wide receivers coach **Keenan McCardell** served as the wide receivers coach at the University of Maryland from 2014-15.
- Jacksonville assistant special teams coordinator **Mike Mallory** served as the University of Maryland's linebackers coach in 2000.
- Jacksonville practice squad **CB Trevor Williams** is a Baltimore native. He prepped at Calvert Hall College (Towson) and then played collegiately at Towson University.
- Several Ravens hail from the state of Florida:
RB Tommy Bohanon (Cape Coral), **ILB Chris Board** (Orlando), **CB Terrell Bonds** (Miami), **WR Marquise Brown** (Hollywood), **TE Sean Culkin** (Indian Rocks Beach), **QB Tyler Huntley** (Hallandale Beach), **QB Lamar Jackson** (Pompano Beach), **OLB Pernell McPhee** (Pahokee) and **WR/RS Chris Moore** (Tampa)

2020 SCHEDULE FACTS

During the NFL's 2020 regular season, the Baltimore Ravens were scheduled to play five primetime games, including two at home and three on the road.

- Baltimore hosted the reigning Super Bowl champion Kansas City Chiefs in Week 3 on Monday Night Football and welcomed the Dallas Cowboys to Charm City for a Thursday night showdown in Week 13. (The game was then moved to the following Tuesday.)
- The Ravens' primetime road games included Week 10's defeat at New England, a Thanksgiving night contest at Pittsburgh (Week 12, which was moved Dec. 2 at 3:40 p.m.) and a Monday night tilt at Cleveland (Week 14).
- Baltimore had four primetime games during a five-week span (Weeks 10-14). This five-week slate includes three opponents (at New England, vs. Tennessee and vs. Dallas) that all made the playoffs during the 2019 season and two road divisional contests (at Pittsburgh and at Cleveland).
- The Ravens had three-straight primetime games from Weeks 12-14: at Pittsburgh (Thanksgiving, but was moved to 3:40 p.m. on Dec. 2), vs. Dallas (last Tuesday night) and at Cleveland (this past Monday night).
- Prior to this season, Baltimore had not played five primetime regular season games since 2011, and 2020 marks just the second such instance in franchise history.
- Prior to 2020, the Ravens last hosted a Monday Night Football game in 2017 (vs. Houston). With the KC matchup, Baltimore has now played at home on Monday night just three times since head coach John Harbaugh's 2008 arrival. (The Ravens have been given 13 road Monday night games, including in 2020 on 12/14 at Cleveland, during Harbaugh's 13-year tenure.)
- In primetime home games during the John Harbaugh Era (since 2008), Baltimore owns a 15-2 record, winning 13 of its last 14.

RAVENS RADIO BROADCASTS

- The Ravens' 2020 radio team features Gerry Sandusky, with former Ravens FB Femi Ayanbadejo and TE Dennis Pitta. (Each will join Sandusky in the booth for eight games.) Sandusky, WBAL-TV 11's sports director, delivers the play-by-play for the broadcast team, while Ayanbadejo and Pitta serve as color analysts.
- Games can be heard on 98Rock WIYY (97.9 FM), WBAL 1090 AM/101.5 FM, baltimore Ravens.com and in the Ravens mobile app (when in Baltimore). The network broadcasts each game with 30 affiliates spanning five states – Maryland, Delaware, Kentucky, Pennsylvania and West Virginia – and Washington, D.C.
- Additionally, Ravens games can be heard in Spanish on WDCN La Nueva 87.7 FM in the D.C. area. Games are called by David Andrade and Gustavo Salazar, with Ximena Lugo-Latorre serving as reporter and producer.



RAVENS WINNING WAYS

TOP FRANCHISES / SINCE 2000

TOTAL WINS

1. New England Patriots . . . 273
2. Pittsburgh Steelers . . . 231
3. Green Bay Packers . . . 220
4. Indianapolis Colts . . . 219
- 5. BALTIMORE RAVENS . . . 213**
6. Philadelphia Eagles . . . 208

SUPER BOWL BERTHS

1. New England Patriots . . . 9
2. New York Giants 3
- Pittsburgh Steelers 3
- Seattle Seahawks 3
- 5. BALTIMORE RAVENS 2**
- Car., Den., Ind., Phi., SF . . 2

SUPER BOWL TITLES

1. New England Patriots . . . 6
- 2. BALTIMORE RAVENS 2**
- New York Giants 2
- Pittsburgh Steelers 2
- Den., GB, Ind., KC, 1
- NO, Phi., Sea., TB 1

CONF. TITLE GAMES

1. New England Patriots . . 13
2. Philadelphia Eagles 6
- Pittsburgh Steelers 6
4. Green Bay Packers 5
- 5. BALTIMORE RAVENS 4**
- Ind. & SF 4

WINNING SEASONS

1. New England Patriots . . 19
2. Pittsburgh Steelers 16
3. Green Bay Packers 15
- Indianapolis, Seattle 15
- 6. Baltimore Ravens 14**

PLAYOFF BERTHS

1. New England Patriots . . 17
2. Green Bay Packers 15
3. Indianapolis Colts 14
4. Phi., Pit. & Sea 13
- 7. BALTIMORE RAVENS 12**

PLAYOFF GAMES

1. New England Patriots . . 41
2. Green Bay, Indianapolis . . 26
- Philadelphia, Seattle . . . 26
- 6. BALTIMORE RAVENS . . . 25**
- Pittsburgh Steelers 25

PLAYOFF WINS

1. New England Patriots . . 30
- 2. BALTIMORE RAVENS . . . 15**
- Pittsburgh Steelers 15
4. Philadelphia Eagles . . . 14
- Seattle Seahawks 14

TWO-TIME SUPER BOWL CHAMPIONS



In a magnificent effort showcasing thrilling performances by their defense, offense and special teams units, the Baltimore Ravens won Super Bowl XXXV with a 34-7 victory over the New York Giants. Allowing the Giants a meager 152 total net yards, New York's attack crossed midfield just twice, while Baltimore's "D" posted 4 INTs. LB Ray Lewis was named the game's MVP, capping an accolade-filled season in which he was also tabbed the NFL's Defensive Player of the Year.

Baltimore defeated San Francisco, 34-31, in Super Bowl XLVII, capturing the franchise's second World Championship. After an amazing first-half performance, the Ravens took a commanding 28-6 lead. But following a bizarre, 34-minute power outage that halted play, the 49ers stormed back into contention. Clinging to a 34-29 edge late in the game, the Ravens stood firm on a pivotal goal-line stand, jamming SF on four-straight plays inside the 7-yard line. QB Joe Flacco was named the game's MVP.

PLAYOFF PERFORMERS

FRANCHISE PLAYOFF WINNING PERCENTAGES (Since 1970 Merger)

| Rk. | Team | Record | Pct. |
|-----|---------------------------|--------------|-------------|
| 1. | New England Patriots***** | 36-20 | .643 |
| 2. | New York Giants**** | 20-12 | .625 |
| 3. | San Francisco 49ers***** | 32-20 | .615 |
| 4. | Baltimore Ravens** | 15-10 | .600 |
| | Pittsburgh Steelers***** | 36-24 | .600 |

* Number of Super Bowl Titles

JOHN HARBAUGH ERA [SINCE 2008]

PLAYOFF BERTHS

1. New England Patriots . . 11
2. Green Bay Packers 10
- 3. BALTIMORE RAVENS 8**
- Kansas City Chiefs 8
- New Orleans Saints 8
- Pittsburgh Steelers 8
- Seattle Seahawks 8
8. Indianapolis Colts 7
- Philadelphia Eagles 7

TOTAL WINS

1. New England Patriots . . 168
2. Pittsburgh Steelers . . . 142
3. Green Bay Packers . . . 139
4. New Orleans Saints . . . 138
- 5. BALTIMORE RAVENS . . . 136**
6. Seattle Seahawks 128
7. Indianapolis Colts . . . 123
8. Kansas City Chiefs . . . 119
9. Atlanta, Philadelphia . . 117

PLAYOFF WINS

1. New England Patriots . . 16
- 2. BALTIMORE RAVENS . . . 10**
- Green Bay Packers 10
- Seattle Seahawks 10
5. Pittsburgh Steelers 8

PLAYOFF GAMES

1. New England Patriots . . 24
2. Green Bay Packers 18
- 3. BALTIMORE RAVENS . . . 17**
- Seattle Seahawks 17
5. Pittsburgh Steelers 14

AFC TITLE GAMES

1. New England Patriots . . 8
- 2. BALTIMORE RAVENS . . . 3**
- Pittsburgh Steelers 3
4. Denver Broncos 2
- Indianapolis Colts 2
- KC Chiefs, NY Jets 2

PLAYOFF ROAD WINS

- 1. BALTIMORE RAVENS 7**
2. Green Bay Packers 5
3. New York Jets 4
4. Philadelphia Eagles 3
- SF 49ers, Sea. Seahawks . . 3
- Tennessee Titans 3

REG. SEASON WINS

1. New England Patriots . . 152
2. Pittsburgh Steelers . . . 134
3. New Orleans Saints . . . 131
4. Green Bay Packers . . . 129
- 5. BALTIMORE RAVENS . . . 126**
6. Seattle Seahawks 118
7. Indianapolis Colts . . . 117

REG. SEASON HOME WINS

1. New England Patriots . . 86
2. Green Bay Packers . . . 76
- 3. BALTIMORE RAVENS . . . 75**
4. Pittsburgh Steelers . . . 74
5. New Orleans Saints . . . 72
6. Seattle Seahawks 69
7. Minnesota Vikings 68

SUPER BOWL SUCCESS

The Baltimore Ravens are one of four franchises (New England, NY Giants and Pittsburgh) to win multiple Super Bowls since 2000.

HEAD COACH JOHN HARBAUGH

ALL-TIME RAVENS COACHING RECORDS

John Harbaugh is the third head coach in Baltimore Ravens history. He is the franchise's all-time winningest coach (136 total victories).

| Coach | Seasons | Reg. Season | Playoffs | Total |
|----------------------|----------------|---------------|-------------|---------------|
| John Harbaugh | 2008-20 | 126-79 | 10-7 | 136-86 |
| Brian Billick | 1999-2007 | 80-64 | 5-3 | 85-67 |
| Ted Marchibroda | 1996-98 | 16-31-1 | n/a | 16-31-1 |

**SUPER BOWL
CHAMPION**

**2019 NFL
COACH OF
THE YEAR**



HARBAUGH COACHING RECORDS (2008-20)

- Overall Career Record . . . 136-86
- Regular Season Record . . . 126-79
- at Home 75-27
- on Road 51-52
- vs. AFC 94-60
- vs. AFC North 48-29
- vs. NFC 32-19
- Playoffs Record 10-7
- Home Playoff Games 2-2
- Road Playoff Games 7-5
- Super Bowl Record 1-0
- vs. Jacksonville 3-3

RAVENS WINS UNDER HARBAUGH

TOTAL NFL WINS / INCLUDING PLAYOFFS / SINCE 2008

| Rk. | Team | Total Wins |
|-----|-------------------------|------------|
| 1. | New England Patriots | 168 |
| 2. | Pittsburgh Steelers | 142 |
| 3. | Green Bay Packers | 139 |
| 4. | New Orleans Saints | 138 |
| 5. | Baltimore Ravens | 136 |

HARBS' RAVENS TENURE

| Year | Record | Playoffs (Result) |
|------|--------|---|
| 2020 | 8-5 | n/a |
| 2019 | 14-2 | 0-1 (No. 1 Seed / Advanced to Div. Round) |
| 2018 | 10-6 | 0-1 (Advanced to Wild Card Round) |
| 2017 | 9-7 | No Playoff Berth |
| 2016 | 8-8 | No Playoff Berth |
| 2015 | 5-11 | No Playoff Berth |
| 2014 | 10-6 | 1-1 (Advanced to Divisional Round) |
| 2013 | 8-8 | No Playoff Berth |
| 2012 | 10-6 | 4-0 (Won Super Bowl XLVII) |
| 2011 | 12-4 | 1-1 (Advanced to AFC Championship) |
| 2010 | 12-4 | 1-1 (Advanced to Divisional Round) |
| 2009 | 9-7 | 1-1 (Advanced to Divisional Round) |
| 2008 | 11-5 | 2-1 (Advanced to AFC Championship) |

AN ELITE GROUP

MOST PLAYOFF WINS BY A COACH / FIRST 12 SEASONS / ALL TIME

| Coach (Team) | Playoff Wins | Seasons |
|-------------------------------|--------------|------------------------|
| Joe Gibbs (Was.) | 16 | 1981-92 |
| Chuck Noll (Pit.) | 14 | 1969-80 |
| Bill Belichick (Cle. & NE) | 13 | 1991-95, 2000-06 |
| John Harbaugh (Bal.) | 10 | 2008-19 |
| Pete Carroll (NYJ, NE & Sea.) | 10 | 1994, 1997-98, 2010-17 |
| Mike McCarthy (GB) | 10 | 2006-17 |
| Bill Parcells (NYG) | 10 | 1983-90, 1993-96 |
| Andy Reid (Phi.) | 10 | 1999-2010 |
| George Seifert (SF & Car.) | 10 | 1989-96, 1999-2001 |
| Don Shula (Bal. & Mia.) | 10 | 1963-74 |
| Bill Walsh (SF) | 10 | 1979-88 |

HARBAUGH FAST FACTS

In 2019, John Harbaugh became the first Ravens coach ever to win *The Associated Press* NFL Coach of the Year Award. Harbaugh has led the Ravens to a playoff berth in eight (2008-12, 2014 & 2018-19) of his 12 seasons, and in 2012, captured the franchise's second Super Bowl title.

Here are several more Harbaugh quick hits:

- In 2019, the Ravens posted a franchise-best 14-2 record. Baltimore won a team-record 12-straight games to close out the regular season, also earning the franchise's first-ever No. 1 playoff seed.
- Coach Harbaugh has led the Ravens to four AFC North Division titles (2011-12, 2018-19).
- Under Harbaugh, Baltimore is one of four teams (NE, GB & Sea.) to earn a playoff berth in eight of the past 12 full seasons.
- The Ravens' 10 playoff wins since 2008 tie (GB & Sea.) for second most in the NFL (New England - 16).
- Under "Harbs," the Ravens have secured an appearance in three AFC Championship games (2008, 2011 & 2012).
- "Harbs" is the only head coach in NFL history to win a playoff game in each of his first four and five seasons.
- John and his brother, Jim (formerly of the 49ers), are the only head coaches to advance to three conference title games in the first five years as NFL bosses.
- Harbaugh is the only coach in NFL history to win a playoff game in six of the first seven seasons of a coaching career.
- In 2012, Harbaugh became the third coach (with Bill Cowher & Chuck Knox) since the 1970 merger to guide his team to the playoffs in each of his first five seasons.
- With the Ravens' 2014 playoff berth, Harbaugh became one of eight coaches in NFL history to make the postseason in six of their first seven seasons coaching.
- Harbaugh, Tom Landry (Dal.) and Tom Coughlin (Jax./NYG) own the most road playoff wins (7) by a HC in NFL history.

HEAD COACH JOHN HARBAUGH

ACTIVE HEAD COACH WINNING PERCENTAGE

Baltimore Ravens head coach John Harbaugh owns the fifth-best winning percentage (.613) among active coaches (min. 75 games), compiling a strong 136-86 record (including playoffs).

ACTIVE HEAD COACHES / CAREER WINNING PERCENTAGE (Totals Include Regular Season and Playoff Games / Min. 75 Games)

| Rk. | Coach | Team | Seasons | Record | Pct. |
|-----|----------------------|---------------|---------------------|---------------|-------------|
| 1. | Bill Belichick | Cle./NE | 1991-95, 2000-20 | 310-146 | .680 |
| 2. | Mike Tomlin | Steelers | 2007-20 | 152-83-1 | .646 |
| 3. | Sean Payton | Saints | 2006-20 | 149-87 | .631 |
| 4. | Andy Reid | Phi./KC | 1999-2020 | 234-143-1 | .620 |
| 5. | John Harbaugh | Ravens | 2008-20 | 136-86 | .613 |
| 6. | Pete Carroll | NYJ/NE/Sea. | '94, '97-99, '10-20 | 153-103-1 | .597 |
| 7. | Mike McCarthy | GB/Dal. | 2006-18, 2020 | 139-94-2 | .596 |

HARBS' REG. SEASON TRENDS

| | |
|----------------------------------|--------|
| On grass | 64-40 |
| Artificial turf | 62-39 |
| September | 29-15 |
| October | 23-25 |
| November | 37-16 |
| December | 34-21 |
| January | 3-2 |
| Leading at halftime | 102-20 |
| Leading after 3 quarters | 112-14 |
| When scoring first | 92-27 |
| Positive or even turnover ratio | 101-34 |
| Scoring 20 or more points | 109-37 |
| Scoring 30 or more points | 51-5 |
| Totaling 350 or more net yards | 73-30 |
| Rushing for 150 or more yards | 50-11 |
| Holding opp. under 250 net yards | 45-7 |
| Holding opp. under 21 points | 103-16 |
| Holding opp. under 15 points | 70-7 |

POSTSEASON SUCCESS: ACTIVE COACHES

PLAYOFFS WIN PERCENTAGE (Min. 6 Games)

| Rk. | Coach | Rec. | Pct. |
|-----|----------------------|-------------|-------------|
| 1. | Bill Belichick | 31-12 | .721 |
| 2. | Doug Pederson | 4-2 | .667 |
| 3. | John Harbaugh | 10-7 | .588 |
| 4. | Jon Gruden | 5-4 | .556 |
| | Mike McCarthy | 10-8 | .556 |
| 6. | Pete Carroll | 11-9 | .550 |

SUPER BOWL TITLES

| | | |
|----|----------------------|----------|
| 1. | Bill Belichick | 6 |
| 2. | John Harbaugh | 1 |
| | Pete Carroll | 1 |
| | Jon Gruden | 1 |
| | Sean Payton | 1 |
| | Doug Pederson | 1 |
| | Andy Reid | 1 |
| | Mike Tomlin | 1 |

HARBAUGH'S CAREER STOPS

| Team | Position | Years |
|--------------------------|----------------------------|----------------|
| Baltimore Ravens | Head Coach | 2008-20 |
| Philadelphia Eagles | Secondary | 2007 |
| Philadelphia Eagles | Special Teams Coord. | 1998-2006 |
| Indiana University | DBs/Special Teams Coord. | 1997 |
| University of Cincinnati | Assistant Head Coach | 1995-96 |
| University of Cincinnati | TEs/OLBs/RBs/Special Teams | 1989-94 |
| Morehead State | DBs/ST Coord./S&C Coach | 1988 |
| University of Pittsburgh | Tight Ends | 1987 |
| Western Michigan | Graduate Assistant | 1984-86 |

RAVENS UNDER HARBAUGH: SINCE 2008

| | | | | | |
|--|--------------------------------------|--|---|---------------------------------|------------------------------------|
| 3 | 7 | 8 | 10 | 75 | 136 |
| AFC TITLE GAMES 2nd Most, tied, Pit. | ROAD PLAYOFF WINS NFL High | PLAYOFF BERTHS 3rd Most, tied, Sea. (2008-19) | PLAYOFF WINS 2nd Most, tied, GB & Sea. | WINS AT HOME 3rd Most | TOTAL VICTORIES 5th Most |

Coach Harbaugh Steady Throughout:

With the Ravens' 47-42 victory over Cleveland on Monday, the Ravens secured their eighth victory of the season. For the 12th time in head coach John Harbaugh's Baltimore tenure, the Ravens have produced at least eight wins in a season. Only once (2015) has Baltimore had a losing season under Harbaugh.



RAVENS SPECIAL TEAMS NOTES

A RICH HISTORY OF SPECIAL TEAMS

Following the retirement of longtime ST coordinator Jerry Rosburg, Chris Horton took over as the Ravens' special teams coach in 2019. Horton, who served as Rosburg's assistant for three seasons (2016-18), leads the standout special teams battery.

SIX PRO BOWLERS

• Six Ravens have earned 10 combined Pro Bowl honors during the John Harbaugh Era (since 2008): ST Brendon Ayanbadejo (2008), K Billy Cundiff (2010), RS Jacoby Jones (2012), K Justin Tucker (2013, 2016 & 2019), LS Morgan Cox (2015, 2016 & 2019) and P Sam Koch (2015).

PRIME KICKER & PUNTER

• Three-time Pro Bowl K Justin Tucker, who the Ravens signed as a rookie free agent, owns the NFL's most FGs (287) since entering the NFL in 2012. With a 90.8% career success mark, "Tuck" is the most accurate kicker in league history (287-of-316 on FGAs). Earning his first Pro Bowl nod in 2015, P Sam Koch's 46.7 gross average ranked No. 9 in the NFL that season, while his 42.9 net average was No. 2. In 2017, Koch led the NFL in both punts inside the 10 (16) and the 20 (a franchise-record 40).

RAVENS' PUNT RETURN MEN SOAR

• Dating back to 2011, six different Ravens have returned punts for touchdowns: WR Michael Campanaro, WR Kaelin Clay, WR Tandon Doss, CB Cyrus Jones, WR Jacoby Jones and DB Lardarius Webb.

DUVERNAY CONTINUES ROOKIE KOR-TD TREND

• In Week 3 vs. KC, rookie WR Devin Duvernay produced a 93-yard KOR-TD. It marked the NFL's first KOR-TD of 2020 and was the Ravens' sixth KOR-TD since 2011, tied with KC for the NFL's second most. Only the Vikings (7) have produced more KOR-TDs dating back to 2011. Duvernay became the fifth rookie in Ravens history to return a kickoff for a TD: Patrick Johnson (1998), Yamon Figurs (2007), Lardarius Webb (2009) and David Reed (2010).

BALTIMORE BLOCK PARTY

Since 2014, the Ravens own the NFL's fifth-most blocked kicks (15), including an NFL-high 4 (tied) in 2016.

BLOCKED KICKS / SINCE 2014

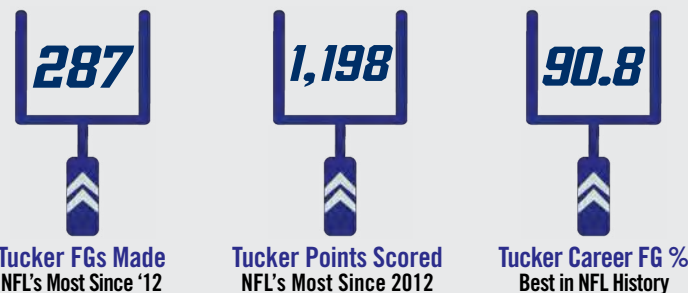
| Rk. | Team | Blocks |
|-----|----------------|--------|
| 1. | New England | 20 |
| 2. | Philadelphia | 19 |
| 3. | Denver & Miami | 16 |
| 5. | Baltimore | 15 |

MOST BLOCKED KICKS (2016 Season)

| Rk. | Team | Blocks |
|-----|------------|--------|
| 1. | Baltimore | 4 |
| | Miami | 4 |
| 3. | Five Teams | 3 |

RAVENS' 15 BLOCKS: BREAKDOWN (SINCE 2014)

| | | | | | |
|--------------|----|----------|---|--------------|------|
| Total Blocks | 15 | 1st Qtr. | 4 | When Losing | 8 |
| FG Blocks | 9 | 2nd Qtr. | 2 | When Winning | 5 |
| PAT Blocks | 3 | 3rd Qtr. | 3 | When Tied | 2 |
| Punt Blocks | 3 | 4th Qtr. | 6 | Record | 11-4 |



Tucker FGs Made
NFL's Most Since '12

Tucker Points Scored
NFL's Most Since 2012

Tucker Career FG %
Best in NFL History

6

6

12

Ravens KOR-TDs
NFL's 2nd Most Since '11
(tied with KC)

Ravens PR-TDs
NFL's 2nd Most Since '11
(tied w/ Chi., Den., Det. & Phi.)

Ravens Total Ret. TDs
NFL's 2nd Most Since '11
(tied with Min.)

SEVEN STRAIGHT IN TOP 6

From 2012-18, in the annual special teams report from senior NFL writer Rick Gosselin, Baltimore ranked in the NFL's Top 6 for seven-straight seasons. (Gosselin's report is recognized by NFL teams as a special teams measuring stick.)

RAVENS SPECIAL TEAMS RANKINGS IN RICK GOSSELIN'S ANNUAL REPORT (2012-18 Seasons)

| Season | Ranking |
|--------|---------|
| 2018 | 6th |
| 2017 | 4th |
| 2016 | 5th |
| 2015 | 1st |
| 2014 | 5th |
| 2013 | 5th |
| 2012 | 2nd |

No other NFL team was in the Top 6 (or even the Top 10) in each season from 2012-18.

TOP KOR AVERAGE

Since 2008, when John Harbaugh became the Ravens' head coach, Baltimore owns the NFL's No. 1 KOR average (24.9).

NFL KICKOFF RETURN AVERAGE (Since 2008 / Harbaugh's Baltimore Tenure)

| Rk. | Team | KOR | Yards | Avg. | Long | TDs |
|-----|--------------------|-----|--------|------|------|-----|
| 1. | Baltimore Ravens | 523 | 13,032 | 24.9 | 108t | 8 |
| 2. | Minnesota Vikings | 565 | 13,727 | 24.3 | 109t | 10 |
| 3. | New Orleans Saints | 476 | 11,277 | 23.7 | 106t | 2 |

RAVENS OFFENSIVE NOTES

2019 NFL ASSISTANT COACH OF THE YEAR

In his first season (2019) as the Ravens' offensive coordinator, Greg Roman led Baltimore's attack to record-setting heights, ultimately earning him 2019 NFL Assistant of Coach of the Year honors. (Following the 2018 season, the Ravens elevated Greg Roman to offensive coordinator.) Roman is a 22-year NFL coaching veteran who spent 2018 as the team's assistant HC/TEs coach. He joined John Harbaugh's staff in 2017 as a senior offensive assistant/TEs.

2019 ASSISTANT COACH OF THE YEAR



2019: A YEAR OF TEAM RECORDS

In 2019, Baltimore shattered single-season franchise records in total touchdowns (64), points (531), total net yards (6,521), rushing yards (3,296) and first downs (386).

| TOTAL TDs | | POINTS | | NET YARDS | | RUSHING YARDS | | | | | |
|-----------|------|--------|-----|-----------|--------|---------------|------|-------|-----|------|-------|
| Rk. | Year | TDs | Rk. | Year | Points | Rk. | Year | Yards | Rk. | Year | Yards |
| 1. | 2019 | 64 | 1. | 2019 | 531 | 1. | 2019 | 6,521 | 1. | 2019 | 3,296 |
| 2. | 2009 | 47 | 2. | 2014 | 409 | 2. | 2018 | 5,999 | 2. | 2003 | 2,674 |
| 3. | 2014 | 46 | 3. | 2012 | 398 | 3. | 2014 | 5,838 | 3. | 2018 | 2,441 |

SINGLE-GAME RECORDS SET IN 2019

On 9/8/19 at Miami, the Ravens established team records for most points (59) and yards (643) in a game, beating the Dolphins 59-10.

MOST TOTAL NET YARDS / RAVENS SINGLE-GAME HISTORY

| Rk. | Yards | Date/Opp. | Result |
|-----|-------|-------------------|----------|
| 1. | 643 | 9/8/19 at Mia. | W, 59-10 |
| 2. | 553 | 9/25/11 at STL | W, 37-7 |
| 3. | 548 | 12/13/09 vs. Det. | W, 48-3 |

MOST POINTS / RAVENS SINGLE-GAME HISTORY

| Rk. | Points | Date/Opp. | Result |
|-----|--------|-------------------|----------|
| 1. | 59 | 9/8/19 at Mia. | W, 59-10 |
| 2. | 55 | 11/11/12 vs. Oak. | W, 55-20 |
| 3. | 49 | 11/10/19 at Cin. | W, 49-13 |

Two of Baltimore's Top 3 all-time scoring outputs occurred in 2019.

200-YARD RUSHING OUTPUTS

Since QB Lamar Jackson became Baltimore's starter in Week 11 of 2019, the Ravens have rushed for at least 200 yards in 18 games.

MOST 200-YARD RUSHING OUTPUTS (Since Lamar Jackson's First NFL Start on 11/18/18)

| Rk. | Team | 200-Yard Rush Games |
|-----|-------------------|---------------------|
| 1. | Baltimore Ravens | 18 |
| 2. | Tennessee Titans | 9 |
| 3. | Minnesota Vikings | 6 |

RAVENS RUN GAME FAST FACTS

- Under John Harbaugh, when rushing for at least 125 yards, the Ravens have produced a 74-18 record. Baltimore is 50-11 when rushing for at least 150 yards and 26-3 when tallying at least 200 under "Harbs."
- Seven of the Ravens' all-time Top 12 rushing outputs have occurred since 2018, when QB Lamar Jackson became the starter: 296 at Cle. in 2018 (3rd), 294 vs. Dal. in 2020 (4th), 285 at LAR in 2019 (6th), 269 vs. Cin. in 2019 (8th), 267 vs. Cin. in 2018 (9th), 265 vs. Pit. in 2020 (10th) & 265 at Mia. in 2019 (10th).
- The 2019 Ravens (nine) became the first team since the 1978 Patriots (11) with at least nine games of 200-or-more rushing yards in a season.

20 / 100 STREAK IS BEST EVER

From Week 11 of 2018, when QB Lamar Jackson became the Ravens' starter, through Week 9 of 2020, Baltimore scored 20-plus points and rushed for at least 100 yards in 31-straight games. That mark, by far, is the NFL's longest such streak ever.

CONSECUTIVE GAMES W/ 20+ POINTS & 100 RUSH YARDS (NFL History)

| Rk. | Team | Dates | Consec. Games |
|-----|-----------|-----------------------|---------------|
| 1. | Baltimore | 11/18/2018-11/08/2020 | 31 |
| 2. | Carolina | 12/28/2014-12/20/2015 | 15 |
| 3. | San Fran. | 11/01/1953-11/07/1954 | 14 |

RAVENS SET NFL RECORD

From Week 11 of 2018, when QB Lamar Jackson became the Ravens' starter, through Week 9 of 2020, Baltimore scored 20+ points in 31-straight regular season games, marking the longest streak in NFL history.

CONSECUTIVE GAMES SCORING 20+ POINTS (NFL History)

| Rk. | Team | Dates | Consec. Games Scoring 20+ |
|-----|-----------|-----------------------|---------------------------|
| 1. | Baltimore | 11/18/2018-11/02/2020 | 31 |
| 2. | Denver | 12/02/2012-11/09/2014 | 30 |
| 3. | St. Louis | 09/12/1999-11/26/2000 | 28 |

MOST RUSHING YARDS 16-GAME NFL SINGLE-SEASON HISTORY

| Rk. | Team (Year) | Yards | Avg. | Att. |
|-----|--------------------|-------|------|------|
| 1. | Baltimore (2019) | 3,296 | 5.53 | 596 |
| 2. | New England (1978) | 3,165 | 4.72 | 671 |
| 3. | Kansas City (1978) | 2,986 | 4.50 | 663 |
| 4. | Chicago (1984) | 2,974 | 4.41 | 674 |

Note: Baltimore's 5.53 ypc average also set an NFL record.

RAVENS DEFENSIVE NOTES

WINK IS THE D.C.

In his first year (2018) as Baltimore's D.C., Don "Wink" Martindale led the Ravens' unit to a No. 1-overall ranking, allowing an NFL-best 292.9 yards per game. Baltimore also permitted the league's second-fewest points per game (17.9), just behind Chicago's 17.7. For his coaching efforts, Martindale was recognized by *SI/MMQB* as the Assistant Coach of the Year and was the *AP* NFL runner-up (then-Bears' DC Vic Fangio) for the same award.

In 2019, Martindale led the Ravens' unit to strong rankings once again, finishing No. 3 in scoring defense (17.6 ppg) and No. 4 in total defense (300.6 ypg).



2020 "D" NUMBERS TO RAVE ABOUT

1 – NFL defender (CB Marcus Peters) to register at least 3 FFs and 2 INTs entering Week 15.

3 – NFL defenders (Ravens S Chuck Clark & rookie LB Patrick Queen and Panthers LB Jeremy Chinn) to tally at least 2 FFs, 2 FRs and 1 D-TD entering Week 15.

5 – Takeaways (3 INTs & 2 FRs) by CB Marcus Peters, tying four players for the league's fourth most entering Week 15.

8 – An NFL-high FFs by CB Marlon Humphrey entering Week 15. He also now owns the Ravens' single-season record, formerly held by OLB Terrell Suggs (7 in 2011).

14 – Different Ravens to record at least a half-sack. Of Baltimore's 28 sacks, an NFL-high 8.5 (tied with Seattle) have come from defensive backs.

19 – Takeaways by Baltimore's defense entering Week 15, tying New England for the NFL's 11th most.

97 – QB hits by the Ravens' defense, the NFL's third most entering Week 15. Pittsburgh (119) ranks first and Philly (101) second.

BALTIMORE: THE SHUTOUT CITY

Since 2017, 25 shutouts have been pitched by defenses throughout the NFL. Of those, a league-high 4 have come courtesy of the Ravens.

| MOST SHUTOUTS (Since 1996 / Ravens' Inception) | | MOST SHUTOUTS (Since 2017) | |
|---|----------------------|-------------------------------|----------------------|
| Rk. | Team | Rk. | Team |
| 1. | Baltimore Ravens | 1. | Baltimore Ravens |
| 2. | New England Patriots | 2. | New England Patriots |
| 3. | San Francisco 49ers | 3. | Den. / Jax. / LAR |

RAVENS ALL-TIME "D" COORDINATORS

Don Martindale joined a long line of great Ravens defensive coordinators, four of whom have gone on to become NFL head coaches: Marvin Lewis (1996-2001), Mike Nolan (2002-04), Rex Ryan (2005-08) and Chuck Pagano (2011).

| | |
|--------------------------|---------------------------|
| Don Martindale (2018-20) | Rex Ryan (2005-08) |
| Dean Pees (2012-17)* | Mike Nolan (2002-04) |
| Chuck Pagano (2011) | Marvin Lewis (1996-2001)* |
| Greg Mattison (2009-10) | * Super Bowl-winning DC |

2020 RANKINGS

SCORING DEFENSE

| Rk. | Team | PPG |
|-----|-------------|------|
| 1. | Pittsburgh | 18.2 |
| 2. | Miami | 18.8 |
| 3. | LA Rams | 18.9 |
| 4. | New Orleans | 20.4 |
| 3. | Baltimore | 21.0 |

THIRD-DOWN DEFENSE

| Rk. | Team | Pct. |
|-----|-----------|------|
| 1. | Miami | 33.1 |
| 2. | LA Rams | 34.3 |
| 3. | Baltimore | 36.3 |

MOST D-TDs / SINCE 2018

| Rk. | Team | D-TDs |
|-----|---------------|-------|
| 1. | Baltimore | 12 |
| 2. | LA Rams | 11 |
| 3. | Kansas City | 9 |
| | New England | 9 |
| | New York Jets | 9 |
| | Pittsburgh | 9 |

In 2019, Baltimore tied (TB) for the NFL lead with 6 defensive TDs (3 INTs & 3 FRs). Since Don Martindale was named defensive coordinator in 2018, Baltimore has produced an NFL-best 12 D-TDs, including 3 FR-TDs (L.J. Fort, Patrick Queen & Chuck Clark) this year.

RAVENS "D" UNDER HARBAUGH

Don Martindale leads a defensive unit that, during the John Harbaugh Era (2008-20), has been superb.

POINTS PER GAME ALLOWED

| | | |
|----|-------------|------|
| 1. | Baltimore | 19.1 |
| | Pittsburgh | 19.1 |
| | New England | 19.1 |

TOTAL NET YARDS ALLOWED

| | | |
|----|------------|-------|
| 1. | Pittsburgh | 308.1 |
| 2. | Baltimore | 316.5 |
| 3. | NY Jets | 328.8 |

RUSHING YARDS ALLOWED

| | | |
|----|------------|-------|
| 1. | Pittsburgh | 95.5 |
| 2. | Baltimore | 97.6 |
| 3. | NY Jets | 102.7 |

SCRIMMAGE TDs ALLOWED

| | | |
|----|-------------|-----|
| 1. | Baltimore | 384 |
| 2. | Pittsburgh | 396 |
| 3. | New England | 417 |

OPPONENT PASSER RATING

| | | |
|----|------------|------|
| 1. | Baltimore | 79.9 |
| 2. | Buffalo | 81.4 |
| 3. | Pittsburgh | 81.9 |

THIRD-DOWN DEFENSE

| | | |
|----|--------------|------|
| 1. | Baltimore | 36.1 |
| 2. | Denver | 36.6 |
| 3. | Philadelphia | 37.0 |

SACK CITY, USA

In 2018's Week 6 win at the Titans, Baltimore racked up a franchise-best 11 sacks, tying for the second most by a team in league history. They also stand as the most in an NFL game since 2012 (SD, 11).

MOST SINGLE-GAME SACKS RAVENS HISTORY

| | |
|-------------------|----|
| 10/14/18 at Ten. | 11 |
| 11/24/11 vs. SF. | 9 |
| 11/26/06 vs. Pit. | 9 |
| 11/16/97 vs. Phi. | 9 |

RAVENS PERSONNEL NOTES

EVP & GM ERIC DECOSTA

Eric DeCosta has been with the franchise since Day One, first beginning as an intern during the inaugural 1996 season and then ascending to the personnel department's chief decision-maker in 2019. Prior to being named EVP/GM – succeeding the legendary Ozzie Newsome – DeCosta, 49, received GM interview offers annually from multiple teams in recent years. However, he never seriously considered leaving Baltimore, which has always aligned perfectly with what he envisioned to be his dream job.

Baltimore's active roster includes 15 players (listed below) who have earned Pro Bowl honors during their NFL careers. Additionally, the Ravens have six players on their roster who've garnered AP first-team All-Pro accolades.



**25TH
RAVENS
SEASON**

MOST PRO BOWLERS ON A 2020 WEEK 1 NFL ROSTER

| Rk. | Team | Pro Bowlers |
|-----|----------------------------|-------------|
| 1. | New Orleans | 16 |
| 2. | Baltimore | 15 |
| 3. | Chicago & Dallas | 14 |

- X Mark Andrews
- X Orlando Brown Jr.
- X Calais Campbell*
- X Morgan Cox
- X Robert Griffin III
- X Marlon Humphrey*
- X Mark Ingram II
- X Lamar Jackson*

MOST FIRST-TEAM ALL-PROS ON A 2020 WEEK 1 NFL ROSTER

| Rk. | Team | 1st All-Pros |
|-----|-----------------------------|--------------|
| 1. | Chicago | 7 |
| 2. | Baltimore | 6 |
| | Ari., KC, NO & TB | 6 |

- X Matthew Judon
 - X Sam Koch
 - X Marcus Peters*
 - X Patrick Ricard
 - X Ronnie Stanley*
 - X Justin Tucker*
 - X Brandon Williams
- * First-Team All-Pro

FIRST-ROUND FINDS

The Ravens have tabbed 25 players in the first round. These picks have earned 64 combined Pro Bowls, multiple POTY Awards, an NFL MVP honor, two Super Bowl MVPs and three HOF selections.

RAVENS ALL-TIME FIRST-ROUND DRAFT PICKS

| Year | Name | Pick | Pro Bowls |
|------|----------------------|------|-----------|
| 1996 | T Jonathan Ogden* – | 4 | 11 |
| 1996 | LB Ray Lewis* ++ ~ – | 26 | 13 |
| 1997 | LB Peter Boulware* | 4 | 4 |
| 1998 | CB Duane Starks* | 10 | |
| 1999 | CB Chris McAlister* | 10 | 3 |
| 2000 | RB Jamal Lewis*= | 5 | 1 |
| 2000 | WR Travis Taylor | 10 | |
| 2001 | TE Todd Heap* | 31 | 2 |
| 2002 | S Ed Reed*+ – | 24 | 9 |
| 2003 | OLB Terrell Suggs*+ | 10 | 7 |
| 2003 | QB Kyle Boller | 19 | |
| 2005 | WR Mark Clayton* | 22 | |
| 2006 | DT Haloti Ngata* | 12 | 5 |
| 2007 | G Ben Grubbs* | 29 | 2 |
| 2008 | QB Joe Flacco^ ~ | 18 | |
| 2009 | T Michael Oher* | 23 | |
| 2011 | CB Jimmy Smith | 27 | |
| 2013 | S Matt Elam | 32 | |
| 2014 | LB C.J. Mosley* | 17 | 4 |
| 2015 | WR Breshad Perriman | 26 | |
| 2016 | T Ronnie Stanley | 6 | 1 |
| 2017 | CB Marlon Humphrey | 16 | 1 |
| 2018 | TE Hayden Hurst | 25 | |
| 2018 | QB Lamar Jackson% | 32 | 1 |
| 2019 | WR Marquise Brown | 25 | |
| 2020 | LB Patrick Queen | 28 | |

% NFL MVP ~ Super Bowl MVP + Defensive Player of the Year
 = Offensive Player of the Year – Pro Football Hall of Fame
 * All-Rookie Team ^ NFL Rookie of the Year (Fan Vote)

Baltimore has drafted three players (Ogden, Lewis & Reed) who were selected to the Pro Football Hall of Fame. For Ogden & Lewis, it was the first time ever two players were drafted in the same round (1st in 1996) by a team and reached the HOF in their initial year of eligibility.

HOMEGROWN PRO BOWLERS

| Year Drafted (Rd.) | Name | Pro Bowls |
|--------------------|----------------------------|-----------|
| 1996 (1st) | LB Ray Lewis | 13 |
| 1996 (1st) | T Jonathan Ogden | 11 |
| 2002 (1st) | S Ed Reed | 9 |
| 2007 (3rd) | G Marshal Yanda | 8 |
| 2003 (1st) | OLB Terrell Suggs | 7 |
| 2006 (1st) | DT Haloti Ngata | 5 |
| 1997 (1st) | OLB Peter Boulware | 4 |
| 2014 (1st) | LB C.J. Mosley | 4 |
| 2015 (RFA) | LS Morgan Cox # | 3 |
| 1999 (1st) | CB Chris McAlister | 3 |
| 2008 (2nd) | RB Ray Rice | 3 |
| 2012 (RFA) | K Justin Tucker # | 3 |
| 2001 (1st) | TE Todd Heap | 2 |
| 1996 (5th) | WR/RS Jermaine Lewis | 2 |
| 2007 (4th) | FB Le'Ron McClain | 2 |
| 2000 (6th) | OLB Adalius Thomas | 2 |
| 2018 (3rd) | TE Mark Andrews | 1 |
| 2018 (3rd) | T Orlando Brown Jr. | 1 |
| 2007 (1st) | G Ben Grubbs | 1 |
| 2017 (1st) | CB Marlon Humphrey | 1 |
| 2018 (1st) | QB Lamar Jackson | 1 |
| 2016 (5th) | OLB Matthew Judon | 1 |
| 2013 (4th) | FB Kyle Juszczyk | 1 |
| 2006 (6th) | P Sam Koch | 1 |
| 2000 (1st) | RB Jamal Lewis | 1 |
| 2017 (RFA) | FB Patrick Ricard # | 1 |
| 2002 (RFA) | LB Bart Scott # | 1 |
| 2016 (1st) | T Ronnie Stanley | 1 |
| 2013 (3rd) | DT Brandon Williams | 1 |

Undrafted rookie free agent **Bold indicates 2019 Pro Bowler**

29

Homegrown Ravens
Pro Bowlers

25

Drafted Ravens
To Earn Pro Bowl
Honors

4

Undrafted Rookies
To Earn Pro Bowl
Honors

RAVENS PERSONNEL NOTES

RAVENS DRAFT SUCCESS ACROSS THE BOARD

- 1ST** → Jonathan Ogden ('96), Ray Lewis ('96), Peter Boulware ('97), Chris McAlister ('99), Jamal Lewis ('00), Todd Heap ('01), Ed Reed ('02), Terrell Suggs ('03), Haloti Ngata ('06), Joe Flacco ('08), Jimmy Smith ('11), C.J. Mosley ('14), Ronnie Stanley ('16), Marlon Humphrey ('17), Lamar Jackson ('18), Marquise Brown ('19), Patrick Queen ('20)
- 2ND** → Jamie Sharper ('97), Ray Rice ('08), Torrey Smith ('11), Courtney Upshaw ('12), Kelechi Osemele ('12), Timmy Jernigan ('14), J.K. Dobbins ('20)
- 3RD** → Casey Rabach ('01), Marshal Yanda ('07), Lardarius Webb ('09), Brandon Williams ('13), Orlando Brown Jr. ('18), Mark Andrews ('18)
- 4TH** → Edwin Mulitalo ('99), Jarret Johnson ('03), Le'Ron McClain ('07), Dennis Pitta ('10), Kyle Juszczyk ('13), Za'Darius Smith ('15), Tavon Young ('16)
- 5TH** → Jermaine Lewis ('96), Dawan Landry ('06), Arthur Jones ('10), Pernell McPhee ('11), Rick Wagner ('13), Matthew Judon ('16)
- 6TH** → Adalius Thomas ('00), Chester Taylor ('02), Sam Koch ('06), Haruki Nakamura ('08), Tyrod Taylor ('11), Chuck Clark ('17), Bradley Bozeman ('18)
- 7TH** → DeAngelo Tyson ('12), Michael Campanaro ('14), Zach Sieler ('18)
- RFA** → Mike Flynn ('97), Priest Holmes ('97), Will Demps ('02), Bart Scott ('02), Ma'ake Kemoeatu ('02), Jameel McClain ('08), Dannell Ellerbe ('09), Morgan Cox ('10), Justin Tucker ('12), James Hurst ('14), Zach Orr ('14), Patrick Onwuasor ('16), Michael Pierce ('16), Matt Skura ('16), Patrick Ricard ('17), Gus Edwards ('18)

RAVENS 20/20 CLUB

The Ravens' "20/20 Club" includes members of the personnel staff who started with as young assistants and grew into evaluators with more input. The term "20/20" refers to hiring 20-year-olds for \$20,000. But according to Ozzie Newsome: "The guys actually started when they were a little older than 20 and for more than \$20,000, but that's what we call them."

RAVENS "20/20 CLUB" GRADUATES / CURRENT SCOUTS

| Name | Joined Ravens | Current Title |
|-------------------|------------------|--------------------------------|
| George Kokinis | 1991 (w/ Browns) | Dir. of Player Personnel |
| Eric DeCosta | 1996 | EVP & General Manager |
| Joe Hortiz | 1998 | Dir. of Player Personnel |
| Mark Azevedo | 2005 | Asst. Dir. of Col. & Pro Pers. |
| David Blackburn | 2007 | National Scout |
| Andrew Raphael | 2013 | Southeast Area Scout |
| Brandon Berning | 2015 | Midwest/SW Area Scout |
| Joey Cleary | 2015 | West Area Scout |
| Patrick Williams | 2016 | College & Pro Scout |
| Corey Frazier | 2017 | Pro Scout |
| "Q" Attenoukon | 2017 | College & Pro Scout |
| Patrick McDonough | 2018 | College & Pro Scout |
| Chas Stallard | 2018 | College & Pro Scout |

ALL-PRO DRAFT PICKS

The success the Ravens have had drafting standout players since their 1996 Baltimore arrival cannot be ignored. Over the past 24 years, led by **Ozzie Newsome** and now **Eric DeCosta**, the Ravens have drafted an NFL-best 15 players who went on to earn *AP* first-team All-Pro honors. When including undrafted rookie **K Justin Tucker**, Baltimore has produced 16 "homegrown" *AP* first-team All-Pro selections.

MOST DRAFT CHOICES TO EARN AP FIRST-TEAM ALL-PRO (Since 1996 / Ravens Inception)

| Rk. | Team | Players |
|-----|--------------------------------------|---------|
| 1. | Baltimore Ravens | 15 |
| 2. | Carolina Panthers | 13 |
| 3. | Kansas City, New England & Tennessee | 12 |

| | | |
|------------------------|------------------------|-----------------------|
| ✗ Marlon Humphrey^ (1) | ✗ Chris McAlister (1) | ✗ Ed Reed (5) |
| ✗ Lamar Jackson^ (1) | ✗ Le'Ron McClain (1) | ✗ Ronnie Stanley^ (1) |
| ✗ Jamal Lewis (1) | ✗ Haloti Ngata (2) | ✗ Terrell Suggs (1) |
| ✗ Jermaine Lewis (1) | ✗ Jonathan Ogden (4) | ✗ Adalius Thomas (1) |
| ✗ Ray Lewis (7) | ✗ Kelechi Osemele* (1) | ✗ Marshal Yanda (2) |

(1st-Team All-Pro) (* w/ Raiders) (^ Current Raven)

THE WIZARDRY OF OZ

Ozzie Newsome's legacy is unlike any the game has seen. Known throughout all of sports as a premier leader, Newsome is a Hall of Fame player, the architect of Baltimore's 2000 and 2012 Super Bowl championship teams and an elite evaluator who became the NFL's first African American GM. In 2019, his longtime top lieutenant, Eric DeCosta, took over as the Ravens' EVP & GM. However, Newsome maintains a significant role within the organization as its executive VP.

OZZIE NEWSOME CAREER SNAPSHOT

- NFL's first African American General Manager (promoted in 2002)
- Architect of Ravens 2000 & 2012 Super Bowl Championship Teams
- NFL Executive of the Year (2000) • Pro Football Hall of Fame (class of 1999)
- State of Alabama Hall of Fame (class of 1995)
- National Football Foundation College Hall of Fame and NCAA Hall of Fame (class of 1994)
- 13-Year NFL Tight End with Browns (1978-90) • Three-Time Pro Bowler (1981, 1984-85)
- Four-Time Cleveland Touchdown Club Offensive Player of the Year
- Member of Three Major NFL Policy-Making Groups: Competition Committee, Diversity Committee & Player Care Foundation Board



IRONMEN / TURNOVERS NOTES

KOCH'S GAMES STREAK

P Sam Koch has played in 237 consecutive games, ranking as the NFL's third-longest streak among active players. Koch has never missed a game since being drafted by the Ravens in 2006.

NFL CONSECUTIVE GAMES PLAYED / ACTIVE STREAKS

| Rk. | Player | Games |
|-----|------------------------------------|------------|
| 1. | LS L.P. LaDouceur (Dal.) | 250 |
| 2. | QB Philip Rivers (Ind.) | 238 |
| 3. | P Sam Koch (Bal.) | 237 |
| 4. | K Mason Crosby (GB) | 221 |
| 5. | LS J.J. Jansen (Car.) | 189 |

RAVENS IRONMEN

RAVENS CONSECUTIVE GAMES PLAYED / ACTIVE STREAKS

| Rk. | Player | Games |
|-----|---------------|-------|
| 1. | Sam Koch | 237 |
| 2. | Justin Tucker | 141 |
| 3. | Chuck Clark | 52 |

RAVENS CONSECUTIVE GAMES PLAYED / ALL-TIME STREAKS

| Rk. | Player | Games | Years |
|-----|---------------------------|------------|---------------------|
| 1. | Sam Koch | 237 | 2006-present |
| 2. | Justin Tucker | 141 | 2012-present |
| 3. | Jarret Johnson | 129 | 2003-11 |
| 4. | Joe Flacco | 122 | 2008-2015 |
| 5. | Anthony Levine Sr. | 117 | 2013-20 |
| 6. | Peter Boulware | 111 | 1997-2003 |

RAVENS ALL-TIME GAMES PLAYED

| Rk. | Player | Games | Years |
|-----|----------------------|------------|---------------------|
| 1. | Sam Koch | 237 | 2006-present |
| 2. | Terrell Suggs | 229 | 2003-18 |
| 3. | Ray Lewis | 228 | 1996-2012 |
| 4. | Matt Stover | 207 | 1996-2008 |
| 5. | Jonathan Ogden | 177 | 1996-2007 |
| | Marshal Yanda | 177 | 2007-19 |
| 7. | Joe Flacco | 163 | 2008-18 |
| 8. | Morgan Cox | 162 | 2010-present |
| 9. | Ed Reed | 160 | 2002-12 |
| 10. | Jarret Johnson | 143 | 2003-11 |
| 11. | Justin Tucker | 141 | 2012-present |
| 12. | Chris McAlister | 135 | 1999-2008 |
| | Haloti Ngata | 135 | 2006-14 |
| 14. | Kelly Gregg | 134 | 2001-10 |
| 15. | Mike Flynn | 133 | 1998-2007 |
| | Todd Heap | 133 | 2001-10 |

TWO DURABLE RAVENS

Among active NFL players, P Sam Koch (237) & K Justin Tucker (141) rank at or near the top of respective positions for current streaks of most consecutive games played.

CONSECUTIVE GAMES PLAYED / CURRENT NFL STREAKS

| PUNTERS | | KICKERS | |
|---------|-----------------------------------|---------|---------------------------------------|
| 1. | Sam Koch (Bal.) | 1. | Mason Crosby (GB) |
| 2. | Britton Colquitt (Min.) | 2. | Justin Tucker (Bal.) |
| 3. | Johnny Hekker (LAR) | 3. | Brandon McManus (Den.) |

TURNOVER MARGIN SINCE 2008

Since John Harbaugh's 2008 Baltimore arrival, the Ravens have produced the NFL's fifth-best turnover differential (+57).

NFL's TOP TURNOVER DIFFERENTIALS (Since 2008 / John Harbaugh Era)

| Rk. | Team | Takeaways | Giveaways | Turnover Diff. |
|-----|------------------|------------|------------|----------------|
| 1. | New England | 362 | 207 | +155 |
| 2. | Green Bay | 332 | 223 | +109 |
| 3. | Kansas City | 327 | 253 | +74 |
| 4. | Seattle | 333 | 262 | +71 |
| 5. | Baltimore | 327 | 270 | +57 |
| 6. | Atlanta | 304 | 270 | +34 |

Note: The Ravens (+4) tie for 10th in the NFL in 2020.

TURNOVER MARGIN AT HOME

Baltimore owns a +57 differential at home during the John Harbaugh Era, tying for the league's third-best mark.

NFL's TOP TURNOVER DIFFERENTIALS / AT HOME (Since 2008 / John Harbaugh Era)

| Rk. | Team | Takeaways | Giveaways | Turnover Diff. |
|-----|------------------|------------|------------|----------------|
| 1. | Green Bay | 187 | 98 | +89 |
| 2. | New England | 188 | 105 | +83 |
| 3. | Baltimore | 178 | 121 | +57 |
| | Seattle | 178 | 121 | +57 |

TURNOVER TABLE SINCE 2000

| Year | TA/TO | Plus/Minus | Record |
|--------------|----------------|------------|----------------|
| 2020 | 19/15 | +4 | 8-5 |
| 2019 | 25/15 | +10 | 14-2 |
| 2018 | 17/20 | -3 | 10-6 |
| 2017 | 34/17 | +17 | 9-7 |
| 2016 | 28/23 | +5 | 8-8 |
| 2015 | 14/28 | -14 | 5-11 |
| 2014 | 22/20 | +2 | 10-6 |
| 2013 | 24/29 | -5 | 8-8 |
| 2012 | 25/16 | +9 | 10-6 |
| 2011 | 26/24 | +2 | 12-4 |
| 2010 | 27/20 | +7 | 12-4 |
| 2009 | 32/22 | +10 | 9-7 |
| 2008 | 34/21 | +13 | 11-5 |
| 2007 | 23/40 | -17 | 5-11 |
| 2006 | 40/23 | +17 | 13-3 |
| 2005 | 26/36 | -10 | 6-10 |
| 2004 | 34/23 | +11 | 9-7 |
| 2003 | 41/38 | +3 | 10-6 |
| 2002 | 31/32 | -1 | 7-9 |
| 2001 | 28/36 | -8 | 10-6 |
| 2000 | 49/26 | +23 | 12-4 |
| Total | 599/524 | +75 | 198-135 |

THE RAVENS ARE...

Since 2000, here are the Ravens' records in a game:
 When turnover ratio is +2 or better 87-5
 When turnover ratio is +1 or better 124-17
 When turnover ratio is even 39-28
 When turnover ratio is negative 33-88

THAT M&T MAGIC

HOME UNDER HARBS

Under John Harbaugh (since 2008) the Ravens own the NFL's third-best home winning percentage (.735), going 75-27 at M&T Bank Stadium.

NFL'S BEST REGULAR SEASON HOME RECORDS (John Harbaugh Era / Since 2008)

| Rk. | Team | Record | Pct. |
|-----|-------------------------|--------------|-------------|
| 1. | New England Patriots | 86-16 | .843 |
| 2. | Green Bay Packers | 76-24-2 | .755 |
| 3. | Baltimore Ravens | 75-27 | .735 |
| 4. | Pittsburgh Steelers | 74-29 | .718 |
| 5. | New Orleans Saints | 72-30 | .706 |

RAVENS DEFEND THE BANK

The Ravens have been outstanding at home since they arrived in Baltimore. Below are their respective home records and corresponding NFL rankings during several periods.

RAVENS HOME RECORDS / NFL RANKINGS

| Time Period (Milestone) | Record | NFL Rank |
|--------------------------------------|----------|----------|
| Since 2010 (Past 10-Plus Seasons) | 63-23 | 3 |
| Since 2008 (John Harbaugh's Arrival) | 75-27 | 3 |
| Since 2000 (First Super Bowl Season) | 121-45 | 2 |
| Since 1998 (M&T Bank Stadium Opened) | 129-53 | 3 |
| Since 1996 (Team's Inception) | 136-61-1 | 4 |

HOME "D" UNDER HARBS [SINCE 2008]

17.0

POINTS ALLOWED
PER GAME
[NFL'S BEST]

75.7

OPPONENT PASSER
RATING
[NFL'S BEST]

302.8

YARDS ALLOWED
PER GAME
[NFL'S BEST]

Dating back to 2008, the Ravens have outscored opponents 2,611 to 1,732 at home. In their 75 wins during this span, the margin of victory has been 14.6 points per game.

The Ravens own a +879 point differential at home under John Harbaugh, ranking No. 3 in the NFL (NE is +1,193, GB is +892).

Baltimore is 36-0 under Harbaugh when allowing 12 points or fewer at home.

HOME "D" DOMINANCE DATES WAY BACK

The Ravens' "D" has been stout at home for many seasons. Since 2003, Baltimore ranks at the top in several key categories:

BEST NFL DEFENSES AT HOME / SINCE 2003

POINTS PER GAME (Fewest Allowed)

| | |
|----------------|------|
| 1. Baltimore | 16.7 |
| 2. New England | 17.0 |
| 3. Pittsburgh | 18.2 |

TOTAL DEFENSE (Fewest Yards Allowed)

| | |
|---------------|-------|
| 1. Baltimore | 296.5 |
| 2. Pittsburgh | 297.4 |
| 3. NY Jets | 317.5 |

INTERCEPTIONS

| | |
|----------------|-----|
| 1. New England | 172 |
| 2. Baltimore | 166 |
| 3. Green Bay | 165 |
| 4. Cincinnati | 163 |

DEFENSIVE TDs

| | |
|--------------|----|
| 1. Arizona | 32 |
| 2. Baltimore | 31 |
| Green Bay | 31 |
| 4. Tennessee | 29 |

HOME FAST FACTS

- The Ravens are 22-8 at home in the month of December under John Harbaugh and 42-16 in such games during their history.
- Under Coach Harbaugh, the Ravens are 22-6 in November home games, producing the NFL's second best such record. The Ravens have won 20 of their past 25 home games during the month.
- Under Coach Harbaugh, the Ravens are 19-4 in September home games. The Ravens have won 22 of their past 26 home games in the month of September (dating back to 2006).
- Under Coach Harbaugh (since 2008), Baltimore has gone 20-5 against NFC teams at M&T Bank Stadium, producing the best home record by an AFC squad vs. the "other" conference.
- Baltimore has won 23 of its last 28 home games vs. NFC teams.
- In their history, the Ravens have hosted 20 games when the temperature was below 40 degrees. Baltimore is 17-3 in such games.
- Baltimore is 8-2 at home in November against AFC North foes under Harbaugh. Overall under Harbaugh, the Ravens are 26-12 in home games played against AFC North foes.
- Baltimore has won 22 of its last 31 home games vs. AFC North foes.
- The Ravens are 17-4 at home all time against teams from the West Coast (Ari. – 3-1, Oak. – 6-1, LAC – 3-1, SF – 3-0 and Sea. – 2-1).

BEST HOME DEFENSE

Baltimore has permitted an NFL-best 17.0 ppg at home during the John Harbaugh Era. Under "Harbs," the Ravens are 34-0 at home when allowing 10 points or fewer. In 22 of those games, the Ravens gave up no more than 7 points.

FEWEST POINTS/GAME ALLOWED AT HOME (Since 2008 / John Harbaugh Era)

| Rk. | Team | PPG |
|-----|------------------|-------------|
| 1. | Baltimore | 17.0 |
| 2. | New England | 18.1 |
| 3. | Pittsburgh | 18.6 |



ALL-TIME RESULTS / TRENDS

RAVENS REGULAR SEASON RECORDS

| | Overall Record | Home | Away |
|----------------------------------|----------------|----------|--------|
| Overall | 222-174-1 | 136-62-1 | 86-113 |
| In M&T Bank Stadium (since 1998) | 129-53 | 129-53 | n/a |
| Coached by Ted Marchibroda | 16-31-1 | 11-12-1 | 5-19 |
| Coached by Brian Billick | 80-64 | 50-22 | 30-42 |
| Coached by John Harbaugh | 126-79 | 75-28 | 51-52 |
| vs. AFC Teams | 165-135 | 100-52 | 65-84 |
| vs. AFC North | 66-47 | 39-19 | 27-29 |
| vs. AFC Central (1996-2001) | 26-28 | 13-14 | 13-14 |
| vs. AFC East | 27-21 | 19-5 | 8-16 |
| vs. AFC South | 21-18 | 13-6 | 8-12 |
| vs. AFC West | 25-21 | 16-8 | 9-13 |
| vs. NFC Teams | 57-39-1 | 36-10-1 | 21-29 |
| vs. NFC North | 8-8 | 6-2 | 2-6 |
| vs. NFC Central (1996-2001) | 3-5 | 3-1 | 0-4 |
| vs. NFC East | 16-9-1 | 10-2-1 | 7-7 |
| vs. NFC South | 12-8 | 6-4 | 6-4 |
| vs. NFC West | 18-9 | 12-1 | 6-8 |
| On Monday Night Football | 14-12 | 5-3 | 9-9 |
| On Tuesday | 1-0 | 1-0 | 0-1 |
| On Wednesday | 0-1 | 0-0 | 0-1 |
| On Thursday Night Football | 8-5 | 7-1 | 1-4 |
| On Saturday | 4-1 | 2-0 | 2-1 |
| On Sunday Night Football | 15-14 | 9-3 | 6-11 |
| In Overtime | 13-14-1 | 7-5-1 | 6-9 |
| Ravens Shutout Wins | 14-0 | 6-0 | 8-0 |
| In Season Openers | 14-11 | 9-4 | 5-7 |
| Indoors | 7-15 | n/a | 7-15 |

Note: Baltimore has played in Houston's Reliant/NRG Stadium six times (4-2), Indy's Lucas Oil Stadium three times (1-2), Dallas' Texas Stadium once (1-0) and Atlanta's Mercedes-Benz Stadium once (1-0). Four of those games at Reliant Stadium/NRG Stadium (12/13/10, 10/21/12, 12/21/14 & 9/20/20) came when the roof was closed, meaning those games were "indoors," while the other games listed are considered "outdoors" due to open roofs. One of these games at Lucas Oil Stadium (11/8/20) came when the roof was opened, deeming that an outdoor game.

| | | | |
|--------------|---------|---------|-------|
| In August | 0-1 | 0-1 | 0-0 |
| In September | 52-33 | 33-9 | 19-24 |
| In October | 42-52 | 21-20 | 21-32 |
| In November | 62-42-1 | 37-15-1 | 25-27 |
| In December | 61-42 | 42-16 | 19-26 |
| In January | 5-4 | 3-0 | 2-4 |

RAVENS REGULAR SEASON RESULTS WHEN...

| Team Record | Since 2000 | Since 2008 | 2020 | Offense | Since 2000 | Since 2008 | 2020 |
|---------------------------------|------------|------------|------|-----------------------------------|-------------------|-------------------|-------------|
| Record | 198-135 | 126-79 | 8-5 | Scoring 20 or more points | 160-52 | 109-37 | 8-3 |
| vs. AFC North (since 2002) | 66-47 | 48-29 | 3-2 | Scoring 30 or more points | 71-7 | 51-5 | 6-0 |
| vs. AFC | 148-103 | 94-60 | 5-5 | Having 20 or more first downs | 96-54 | 74-35 | 3-2 |
| vs. NFC | 50-32 | 32-19 | 3-0 | Totaling 350 or more net yards | 98-45 | 73-30 | 6-2 |
| Home | 121-45 | 76-27 | 3-3 | At least 35 minutes time of poss. | 57-8 | 37-6 | 1-1 |
| Away | 77-90 | 51-52 | 5-2 | Rushing for 150 or more yards | 75-19 | 50-11 | 5-2 |
| On grass | 102-76 | 64-40 | 6-4 | When not throwing an INT | 113-25 | 75-18 | 5-1 |
| Artificial turf | 96-59 | 62-39 | 2-1 | With a 100-yard rusher | 68-23 | 40-10 | 3-1 |
| Outdoors | 192-123 | 119-71 | 7-5 | Without a 100-yard rusher | 130-112 | 86-69 | 5-4 |
| Indoors | 6-12 | 5-7 | 1-0 | With a 100-yard receiver | 41-24 | 28-17 | 1-1 |
| September | 44-26 | 29-15 | 2-1 | Without a 100-yard receiver | 157-111 | 99-62 | 7-4 |
| October | 39-41 | 23-25 | 3-0 | With a 300-yard passer | 23-19 | 20-14 | 0-0 |
| November | 57-30 | 37-16 | 1-3 | Without a 300-yard passer | 175-116 | 106-65 | 8-5 |
| December | 53-35 | 34-21 | 2-1 | Defense | Since 2000 | Since 2008 | 2020 |
| January | 5-3 | 3-2 | 0-0 | When scoring a defensive TD | 52-7 | 30-5 | 3-0 |
| Leading at halftime | 157-26 | 102-20 | 7-2 | When returning an INT for a TD | 35-3 | 17-2 | 0-0 |
| Trailing at halftime | 28-96 | 15-54 | 1-3 | When returning a fumble for a TD | 19-4 | 15-3 | 3-0 |
| Tied at halftime | 11-13 | 7-5 | 0-0 | Recording 3 or more sacks | 104-39 | 58-25 | 4-0 |
| Tied after 3 quarters | 5-7 | 3-3 | 0-0 | Holding opp. under 250 net yards | 61-7 | 45-7 | 1-1 |
| Leading After 3 quarters | 170-19 | 112-17 | 8-1 | Holding opp. under 21 points | 159-37 | 103-16 | 6-1 |
| Trailing after 3 quarters | 24-108 | 11-62 | 0-4 | Holding opp. under 15 points | 118-16 | 70-7 | 3-0 |
| Decided by 7 points or fewer | 79-76 | 48-52 | 2-4 | Allowing a 100-yard rusher | 20-31 | 13-20 | 1-2 |
| Decided by 3 points or fewer | 44-40 | 28-26 | 1-0 | Not allowing a 100-yard rusher | 177-105 | 113-59 | 7-3 |
| When scoring first | 138-42 | 92-27 | 5-2 | Allowing a 100-yard receiver | 39-42 | 22-26 | 1-1 |
| When not scoring first | 61-93 | 34-52 | 3-3 | Not allowing a 100-yard receiver | 160-92 | 104-53 | 7-4 |
| Positive or even turnover ratio | 165-46 | 101-34 | 7-3 | Allowing a 300-yard passer | 26-30 | 18-22 | 2-1 |
| Negative turnover ratio | 33-89 | 25-45 | 1-2 | Not allowing a 300-yard passer | 171-105 | 108-57 | 6-4 |
| Winning penalty ratio | 87-54 | 56-28 | 4-0 | | | | |
| Losing penalty ratio | 95-70 | 58-42 | 4-5 | | | | |
| Overtime | 10-12 | 7-9 | 0-1 | | | | |
| When returning a KOR for a TD | 5-4 | 5-3 | 0-1 | | | | |
| When returning a PR for a TD | 9-3 | 5-1 | 0-0 | | | | |

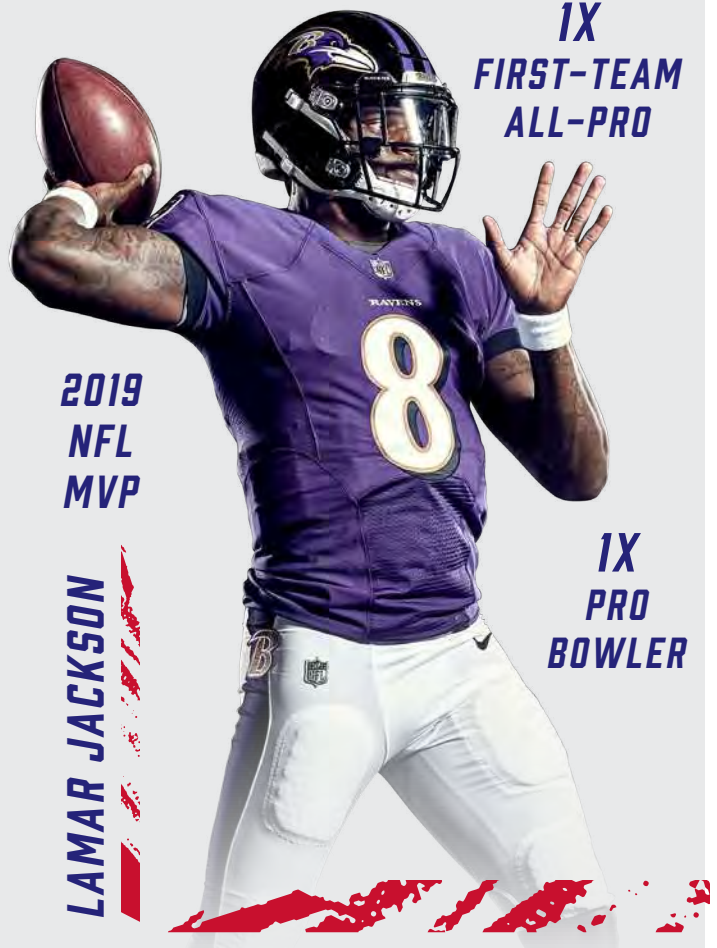
LAMAR JACKSON NOTES

JACKSON IS A RECORD-SETTER

- X Baltimore is 27-7 with Jackson as its starter. Since his first NFL start (Week 11 of 2018), Jackson's 27 regular season wins are the most among all NFL starting QBs.
- X Jackson is the fastest QB in league history (35 games) to reach 5,000 passing yards and 2,000 rushing yards. He's also the first player in NFL history to reach 5,000 passing yards and 2,500 rushing yards in the first three seasons of a career.
- X Jackson is the only QB in NFL history to produce at least 3,000 passing yards and 1,000 rushing yards in a single season (2019). (He had 3,127 passing & 1,206 rushing yards in '19.)
- X Jackson (36/7) is the third QB in NFL history to produce at least 35 passing TDs & 7 rushing TDs in a season. Steve Young (35/7 in 1994) & Cam Newton (35/10 in 2015) also accomplished this.
- X Jackson was responsible for an NFL-best 43 total TDs (36 passing & 7 rushing) in 2019. His 36 TD passes led the NFL and are the most in franchise single-season history.
- X In his final eight games of 2019 (he sat out Week 17), Jackson threw 25 TDs and 1 INT, completing 69.4% of his passes for 1,477 yards and a 130.3 rating. He had 630 rushing yards & 4 rush TDs.
- X Jackson rushed for 1,206 yards in 2019, marking the most by a quarterback in NFL single-season history.
- X Jackson threw at least 4 TDs in an NFL-best four games in 2019. He also threw at least 3 TDs in an NFL-best eight games.
- X In 2019's Week 15 win vs. NYJ, Jackson rushed for at least 85 yards while throwing for 5 TDs for the second time in his career. (He also did this on 11/25/19 at LAR.) Cam Newton is the only other player in NFL history to accomplish the 85 rushing yards/5 passing TDs feat in a game, doing so in 2015.
- X Jackson posted two perfect passer ratings in 2019 (at Cin. & Mia.), making him one of two QBs in NFL history (Ben Roethlisberger, 2007) to attain the 158.3 mark twice in a season.
- X In Weeks 11 (vs. Hou) and 12 (at LAR), Jackson became the first NFL player ever to throw at least 4 passing TDs and have at least 50 yards rushing in back-to-back games.
- X Jackson owns the NFL single-season record for most 100-yard rushing games (5 in 2019) by a quarterback.
- X Jackson registered at least 60 rushing yards in nine-straight games (4-12) in 2019, ranking as the most consecutive 60+ rushing outputs by a QB in NFL single-season history.
- X In 2019's Week 6 victory over Cincinnati, Jackson became the first player ever to pass for 200 yards (236) and rush for 150 yards (152) in a regular season game. (Colin Kaepernick also accomplished this feat in a 2013 playoff game.)
- X In 2019's Week 2 win over Arizona, Jackson became the only player in NFL history to throw for at least 250 yards and rush for at least 120 yards in a regular season game.
- X In the 2019 Divisional Playoff vs. Tennessee, Jackson became the first player in NFL history with at least 350 passing yards (365) and 100 rushing yards (143) in a game. (This includes both regular season and playoff games.)
- X Jackson (8), Michael Vick (8) and Russell Wilson (4) own the Top 3 "double-triples" (at least 100 rushing and passing yards in the same game) in league history.

JACKSON'S 2019 NFL RANKINGS

- X 43 total touchdowns – 1st
- X 36 passing touchdowns – 1st
- X 9.0 passing touchdown pct. – 1st
- X 6.9 rushing average – 1st
- X 113.3 passer rating – 3rd
- X 1,206 rushing yards – 6th
- X Starting QB wins (13) – 1st (tied)
- X Games w/ 5 TD passes (3) – 1st
- X Games w/ 4+ TD passes (4) – 1st
- X Games w/ 3+ TD passes (8) – 1st
- X Perfect passer rating games (2) – 1st
- X 100-yard rush games (5) – 1st (by a QB)



**1X
FIRST-TEAM
ALL-PRO**

**2019
NFL
MVP**

LAMAR JACKSON

**1X
PRO
BOWLER**

LAMAR JACKSON NOTES

In Week 9's 24-10 win at Indy, QB Lamar Jackson tied Hall of Famer Dan Marino for the most victories (25) in a QB's first 30 regular season starts. (Jackson is now 27-7 as a starter.)

BEST RECORD BY A QUARTERBACK IN HIS FIRST 30 NFL STARTS (Since 1970 Merger)

| Rk. | Quarterback | Record |
|-----|---------------|--------|
| 1. | Lamar Jackson | 25-5 |
| | Dan Marino | 25-5 |
| 3. | Kurt Warner | 24-6 |

PASSING TOUCHDOWNS

RAVENS SINGLE-GAME HISTORY

| Quarterback/Date/Opp. | TDs |
|---------------------------------|-----|
| Lamar Jackson, 12/12/19 vs. NYJ | 5 |
| Lamar Jackson, 11/25/19 at LAR | 5 |
| Lamar Jackson, 9/8/19 at Mia | 5 |
| Joe Flacco, 10/12/14 at TB | 5 |
| Tony Banks, 9/10/00 vs. Jax | 5 |

COMPLETION PCT.

RAVENS SINGLE-GAME HISTORY

| Quarterback/Date/Opp. | Pct. |
|---------------------------------|------|
| Lamar Jackson, 11/10/19 at Cin. | 88.2 |
| Lamar Jackson, 9/8/19 at Mia | 85.0 |
| Lamar Jackson, 9/13/20 vs. Cle. | 80.0 |
| Joe Flacco, 11/1/09 vs. Den. | 80.0 |

PASSER RATING

RAVENS SINGLE-GAME HISTORY

| Quarterback/Date/Opp. | Rate |
|---------------------------------|-------|
| Lamar Jackson, 11/10/19 at Cin. | 158.3 |
| Lamar Jackson, 9/8/19 at Mia | 158.3 |
| Joe Flacco, 10/12/14 at TB | 149.7 |

JACKSON IS THE YOUNGEST QB IN NFL HISTORY TO PRODUCE A PERFECT PASSER RATING. INCREDIBLY, HE'S DONE IT TWICE.

CONSECUTIVE PASSES, NO INTs

RAVENS ALL-TIME HISTORY

| Quarterback/Dates | Passes |
|---------------------------------|--------|
| Lamar Jackson, 11/25/18-9/29/19 | 248 |
| Lamar Jackson, 10/6/19-12/8/19 | 181 |
| Joe Flacco, 9/25/16-10/23/16 | 176 |

JACKSON'S TOP 2019 AWARDS

- X NFL MVP (Associated Press & PFWA)
- X Offensive Player of the Year (PFWA)
- X First-Team All-Pro (Associated Press & PFWA)
- X All-NFL Team (PFWA)
- X AFC Offensive Player of the Year (NFL 101 Awards)
- X Bert Bell Pro Player of the Year (Maxwell FB Club)
- X FedEx Air Player of the Year
- X Pro Bowler and Pro Bowl Offensive MVP
- X AFC Offensive Player of the Month (November)
- X Five-Time AFC Offensive Player of the Week
- X Three-Time FedEx Air Player of the Week
- X One-Time FedEx Ground Player of the Week

PASSING TOUCHDOWNS

RAVENS SINGLE-SEASON HISTORY

| Rk. | Quarterback (Year) | TDs |
|-----|-------------------------|-----|
| 1. | Lamar Jackson (2019) | 36 |
| 2. | Vinny Testaverde (1996) | 33 |
| 3. | Joe Flacco (2014) | 27 |
| 4. | Joe Flacco (2010) | 25 |
| 5. | Joe Flacco (2012) | 22 |

PASSER RATING

RAVENS SINGLE-SEASON HISTORY

| Rk. | Quarterback (Year) | Rate |
|-----|-------------------------|-------|
| 1. | Lamar Jackson (2019) | 113.3 |
| 2. | Joe Flacco (2010) | 93.6 |
| 3. | Joe Flacco (2014) | 91.0 |
| 4. | Joe Flacco (2009) | 88.9 |
| 5. | Vinny Testaverde (1996) | 88.7 |

TD PASS PERCENTAGE

RAVENS SINGLE-SEASON HISTORY

| Rk. | Quarterback (Year) | TD% |
|-----|-------------------------|-----|
| 1. | Lamar Jackson (2019) | 9.0 |
| 2. | Vinny Testaverde (1996) | 6.0 |
| 3. | Tony Banks (1999) | 5.3 |
| | Trent Dilfer (2000) | 5.3 |
| 5. | Joe Flacco (2010) | 5.1 |

MOST REG. SEASON WINS BY A STARTING QB (SINCE WEEK 11 OF 2018 / JACKSON'S FIRST NFL START)

| Rk. | Quarterback | Record |
|-----|-----------------------|--------|
| 1. | Lamar Jackson (Bal.) | 27-7 |
| 2. | Patrick Mahomes (KC) | 26-7 |
| | Russell Wilson (Sea.) | 26-10 |
| 4. | Aaron Rodgers (GB) | 25-11 |
| 5. | Tom Brady (NE/TB) | 24-11 |

LAMAR JACKSON NOTES

100-YARD RUSHING GAMES (Quarterbacks / Single-Season NFL History)

| | |
|--------------------------|---|
| 1. Lamar Jackson (2019) | 5 |
| 2. Russell Wilson (2014) | 3 |
| Michael Vick (2006) | 3 |
| Michael Vick (2004) | 3 |

CAREER 100-YARD RUSHING GAMES (Quarterbacks / NFL History)

| | |
|--------------------------------|----|
| 1. Michael Vick | 10 |
| 2. Lamar Jackson | 8 |
| 3. Russell Wilson | 4 |
| 4. R. Cunningham, B. Douglass | 3 |
| D. McNabb, C. Newton & T. Rote | 3 |

MOST CAREER GAMES w/ 5 TD PASSES & 85+ YARDS RUSHING YARDS (NFL History)

| | |
|------------------|---|
| 1. Lamar Jackson | 2 |
| 2. Cam Newton | 1 |

Note: Newton's "5/85" game came during his 2015 NFL MVP campaign, just as Jackson's did in 2019.

MOST GAMES w/ 5 TD PASSES (NFL Single-Season History)

| | |
|---------------------------|---|
| 1. Peyton Manning (2004)* | 4 |
| 2. Lamar Jackson (2019)* | 3 |
| Cam Newton (2015)* | 3 |
| Drew Brees (2011) | 3 |
| Tom Brady (2007)* | 3 |
| Daunte Culpepper (2004) | 3 |

* Won NFL MVP

MOST GAMES w/ 4+ TD PASSES (2019 Season)

| | |
|-------------------------|---|
| 1. Lamar Jackson (Bal.) | 4 |
| 2. Jimmy Garoppolo (SF) | 3 |
| Daniel Jones (NYG) | 3 |
| Jameis Winston (TB) | 3 |

MOST GAMES w/ 3+ TD PASSES (2019 Season)

| | |
|-------------------------|---|
| 1. Lamar Jackson (Bal.) | 8 |
| 2. Drew Brees (NO) | 7 |
| 3. Dak Prescott (Dal.) | 6 |
| 4. Patrick Mahomes (KC) | 5 |
| Matthew Stafford (Det.) | 5 |
| Deshaun Watson (Hou.) | 5 |
| Jameis Winston (TB) | 5 |

TOTAL TOUCHDOWNS / 2019

| | |
|--------------------------|----|
| 1. Lamar Jackson (Bal.) | 43 |
| 2. Russell Wilson (Sea.) | 34 |
| Jameis Winston (TB) | 34 |

PASSING TOUCHDOWNS / 2019

| | |
|--------------------------|----|
| 1. Lamar Jackson (Bal.) | 36 |
| 2. Jameis Winston (TB) | 33 |
| 3. Russell Wilson (Sea.) | 31 |

NFL PASSER RATING / 2019

| | |
|--------------------------|-------|
| 1. Ryan Tannehill (Ten.) | 117.5 |
| 2. Drew Brees (NO) | 116.3 |
| 3. Lamar Jackson (Bal.) | 113.3 |

MOST RUSHING YARDS

(Quarterbacks / Single-Season NFL History)

| | |
|------------------------------|-------|
| 1. Lamar Jackson (2019) | 1,206 |
| 2. Michael Vick (2006) | 1,039 |
| 3. Bobby Douglass (1972) | 968 |
| 4. Randall Cunningham (1990) | 942 |
| 5. Michael Vick (2004) | 902 |

MOST CAREER GAMES WITH 2+ PASSING TDs & 50+ RUSHING YARDS (Since 1970 Merger)

| Rk. | Player | 2+/50+ Games | Career GP/GS |
|-----|--------------------|--------------|--------------|
| 1. | Cam Newton | 22 | 137/136 |
| 2. | Randall Cunningham | 20 | 161/135 |
| | Michael Vick | 20 | 143/115 |
| 4. | Steve Young | 19 | 169/143 |
| 5. | Russell Wilson | 16 | 141/141 |
| 6. | Lamar Jackson | 12 | 43/34 |

MOST GAMES WITH 2+ PASSING TDs & 50+ RUSHING YARDS IN A PLAYER'S FIRST THREE SEASONS (Since 1970 Merger)

| Rk. | Player | 2+/50+ Games | GP/GS |
|-----|----------------|--------------|-------|
| 1. | Lamar Jackson | 12 | 43/34 |
| 2. | Cam Newton | 11 | 48/48 |
| 3. | Kyler Murray | 6 | 29/29 |
| | Russell Wilson | 6 | 48/48 |
| 5. | Josh Allen | 5 | 41/40 |

MARK ANDREWS NOTES

THE ANDREWS IMPACT

NFL RECEIVING LEADERS / TIGHT ENDS SINCE 2019

RECEIVING YARDS

| Rk. | Tight End | Yards |
|-----|---------------------|--------------|
| 1. | Travis Kelce | 2,479 |
| 2. | Darren Waller | 1,962 |
| 3. | George Kittle | 1,527 |
| 4. | Mark Andrews | 1,384 |
| 5. | Hunter Henry | 1,200 |
| 6. | Mike Gesicki | 1,172 |
| 7. | Zach Ertz | 1,133 |

RECEPTIONS

| Rk. | Tight End | Rec. |
|-----|---------------------|------------|
| 1. | Travis Kelce | 187 |
| 2. | Darren Waller | 174 |
| 3. | George Kittle | 122 |
| 4. | Zach Ertz | 116 |
| 5. | Hunter Henry | 110 |
| 6. | Mark Andrews | 107 |
| 7. | Austin Hooper | 105 |

REC. TOUCHDOWNS

| Rk. | Tight End | TDs |
|-----|---------------------|-----------|
| 1. | Mark Andrews | 16 |
| 2. | Jared Cook | 15 |
| 3. | Travis Kelce | 14 |
| 4. | Mike Gesicki | 11 |

20+ YARD RECEPTIONS

| Rk. | Tight End | 20+ Rec. |
|-----|---------------------|-----------|
| 1. | Travis Kelce | 34 |
| 2. | Mark Andrews | 23 |
| 3. | Darren Waller | 22 |
| 4. | George Kittle | 20 |

TE Mark Andrews owns the two longest receptions by a TE in Ravens history: 74-yarder vs. Oak. (11/25/18) & 68-yarder at LAC (12/22/18).

ALL-TIME GREAT SEASON BY A RAVENS' TE

TE Mark Andrews' 10 TD catches in 2019 ranked No. 1 by a tight end in Ravens single-season history, while his 852 receiving yards were second.

MOST RAVENS RECEIVING YARDS (Single-Season / Tight Ends)

| | | |
|----|----------------------------|-------------|
| 1. | Todd Heap (2005) | .855 |
| 2. | Mark Andrews (2019) | .852 |
| 3. | Todd Heap (2002) | .836 |

MOST RAVENS RECEIVING TDS (Single-Season / Tight Ends)

| | | |
|----|----------------------------|-----------|
| 1. | Mark Andrews (2019) | 10 |
| 2. | Todd Heap (2005) | 7 |
| | Dennis Pitta (2012) | 7 |

ANDREWS TOP 3 IN TD CATCHES

Only three Ravens players have ever posted at least 10 receiving TDs in a season, including TE Mark Andrews, whose 2019 Pro Bowl campaign was spectacular.

MOST RAVENS RECEIVING TOUCHDOWNS (Single-Season History)

| Rk. | Player (Season) | Rec. TDs |
|-----|----------------------------|-----------|
| 1. | Michael Jackson (1996) | 14 |
| 2. | Torrey Smith (2014) | 11 |
| 3. | Mark Andrews (2019) | 10 |

ANDREWS 2019 CAMPAIGN

Mark Andrews finished his 2019 Pro Bowl year ranking Top 7 in both receiving yards and receptions among NFL TEs.

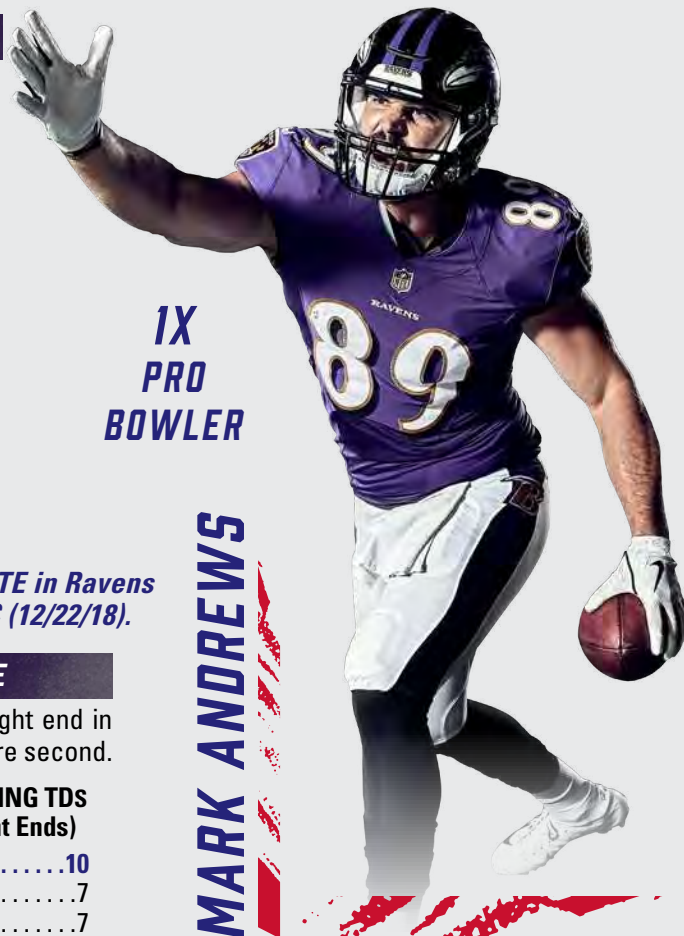
2019 NFL RECEIVING LEADERS / TIGHT ENDS

RECEIVING YARDS

| Rk. | Tight End | Yards |
|-----|---------------------|------------|
| 1. | Travis Kelce | 1,229 |
| 2. | Darren Waller | 1,145 |
| 3. | George Kittle | 1,053 |
| 4. | Zach Ertz | 916 |
| 5. | Mark Andrews | 852 |
| 6. | Austin Hooper | 787 |
| 7. | Tyler Higbee | 734 |

RECEPTIONS

| Rk. | Tight End | Rec. |
|-----|---------------------|-----------|
| 1. | Travis Kelce | 97 |
| 2. | Darren Waller | 90 |
| 3. | Zach Ertz | 88 |
| 4. | George Kittle | 85 |
| 5. | Austin Hooper | 75 |
| 6. | Tyler Higbee | 69 |
| 7. | Mark Andrews | 64 |



1X
PRO
BOWLER

MARK ANDREWS

ANDREWS HAS EYES FOR END ZONE

TE Mark Andrews' 16 receiving TDs since 2019 tie for the NFL's seventh most. Ten of Andrews' scores have come in the red zone, the most during that span among tight ends.

NFL RECEIVING TOUCHDOWNS / SINCE 2019

| Rk. | Player (Team) | Rec. TDs |
|-----|----------------------------|-----------|
| 1. | Tyreek Hill (KC) | 21 |
| 2. | Davante Adams (GB) | 19 |
| | Mike Evans (TB) | 19 |
| 4. | Adam Thielen (Min.) | 18 |
| 5. | A.J. Brown (Ten.) | 17 |
| | D.K. Metcalf (Sea.) | 17 |
| 7. | Mark Andrews (Bal.) | 16 |
| | Tyler Lockett (Sea.) | 16 |

ANDREWS MULTI-TOUCHDOWN GAMES

Andrews has tallied four multi-TD-catch games since 2019, ranking No. 1 among all NFL TEs. He has produced two of these games this season (Week 1 vs. Cle. & Week 4 at Was.).

MOST 2-TD-CATCH GAMES / TIGHT ENDS SINCE 2019

| Rk. | Player (Team) | Games |
|-----|----------------------------|----------|
| 1. | Mark Andrews (Bal.) | 4 |
| 2. | Jared Cook (NO) | 2 |
| | Darren Fells (Hou.) | 2 |

MARK INGRAM II NOTES



**3X
PRO BOWLER**

INGRAM II'S RUSHING RANKS

Since 2014, RB Mark Ingram II's 4.73 YPC avg. ranks second among active RBs (min. 1,000 attempts), while his 5,823 yards are fourth.

NFL RUSHING YARDS / ACTIVE LEADERS SINCE 2014

| Rk. | Player | Att. | Yards | Avg. | TDs |
|-----|-----------------------|--------------|--------------|-------------|-----------|
| 1. | Ezekiel Elliott | 1,380 | 6,237 | 4.52 | 45 |
| 2. | Todd Gurley | 1,446 | 6,049 | 4.18 | 67 |
| 3. | Frank Gore | 1,511 | 5,926 | 3.92 | 20 |
| 4. | Mark Ingram II | 1,230 | 5,823 | 4.73 | 51 |
| 5. | LeSean McCoy | 1,308 | 5,629 | 4.30 | 34 |

In 2019 at KC, RB Mark Ingram II produced 3 rushing TDs for the second time (11/12/17) in his standout career. It marked the fifth 3-TD rushing performance ever by a Raven, as Ray Rice (2011), Willis McGahee (2009) and Jamal Lewis (2006 & 2003) also accomplished the feat.

TOUCHDOWN MACHINE

Among active RBs, Mark Ingram II's 51 rushing scores since 2014 are the league's third most (Todd Gurley – 67, Derrick Henry – 52). Among active RBs overall, his 62 rushing TDs rank as the league's fifth most.

RUSHING TOUCHDOWNS (Active RBs / Since 2014)

1. Todd Gurley (Atl.) 67
2. Derrick Henry (Ten.) 52
3. **Mark Ingram II (Bal.) 51**
4. Ezekiel Elliott (Dal.) 45
5. Latavius Murray (NO) 43

RUSHING TOUCHDOWNS (Active Running Backs)

1. Adrian Peterson (Det.) 117
2. Frank Gore (NYJ) 80
3. LeSean McCoy (TB) 73
4. Todd Gurley (Atl.) 67
5. **Mark Ingram II (Bal.) 62**

2019 NFL RUSHING LEADERS

In 2019, QB Lamar Jackson ranked sixth in the NFL in rushing yards (1,206), while RB Mark Ingram II (1,018) was No. 14.

MOST NFL RUSHING YARDS / 2019 SEASON

| Rk. | Player | Att. | Yards | Avg. | TDs | LG |
|-----|------------------------------|------------|--------------|-------------|-----------|-----------|
| 1. | Derrick Henry (Ten.) | 303 | 1,540 | 5.08 | 16 | 74 |
| 2. | Nick Chubb (Cle.) | 298 | 1,494 | 5.01 | 8 | 88 |
| 3. | Christian McCaffrey (Car.) | 287 | 1,387 | 4.83 | 15 | 84 |
| 4. | Ezekiel Elliott (Dal.) | 301 | 1,357 | 4.51 | 12 | 33 |
| 5. | Chris Carson (Sea.) | 278 | 1,230 | 4.42 | 7 | 59 |
| 6. | Lamar Jackson (Bal.) | 176 | 1,206 | 6.85 | 7 | 47 |
| 7. | Leonard Fournette (Jax.) | 265 | 1,152 | 4.35 | 3 | 81 |
| 8. | Josh Jacobs (Oak.) | 242 | 1,150 | 4.75 | 7 | 51 |
| 9. | Joe Mixon (Cin.) | 278 | 1,137 | 4.09 | 5 | 41 |
| 10. | Dalvin Cook (Min.) | 250 | 1,135 | 4.54 | 13 | 75 |
| 11. | Marlon Mack (Ind.) | 247 | 1,091 | 4.42 | 8 | 63 |
| 12. | Aaron Jones (GB) | 236 | 1,084 | 4.59 | 16 | 56 |
| 13. | Carlos Hyde (Hou.) | 245 | 1,070 | 4.37 | 6 | 58 |
| 14. | Mark Ingram II (Bal.) | 202 | 1,018 | 5.04 | 10 | 53 |

X Ingram has produced at least 6 rushing TDs in six-straight seasons, marking the NFL's longest active streak (tied with Todd Gurley). Prior to this, Adrian Peterson (seven, from 2007-13) was the last NFL player to score at least 6 rushing TDs in six-straight seasons."

X Ingram II tallied four 100-yard rushing games in 2019 and now has 19 overall for his career. In Week 16 at Cleveland, he surpassed the 1,000-yard rushing milestone for the third time in his career.

2019 NFL RUSHING TDs

| Rk. | Player | TDs |
|-----|--|-----------|
| 1. | Derrick Henry (Ten.) | 16 |
| | Aaron Jones (GB) | 16 |
| 3. | Christian McCaffrey (Car.) | 15 |
| 4. | Dalvin Cook (Min.) | 13 |
| | Ezekiel Elliott (Dal.) | 12 |
| | Todd Gurley (LAR) | 12 |
| 7. | Mark Ingram II (Bal.) | 10 |

2019 NFL SCRIMMAGE TDs

| Rk. | Player | TDs |
|-----|--|-----------|
| 1. | Aaron Jones (GB) | 19 |
| | Christian McCaffrey (Car.) | 19 |
| 3. | Derrick Henry (Ten.) | 18 |
| 4. | Mark Ingram II (Bal.) | 15 |

RAVENS SCRIMMAGE TDs

RAVENS SINGLE-SEASON HISTORY

| Rk. | Player | TDs |
|-----|--|-----------|
| 1. | Mark Ingram II (2019) | 15 |
| | Ray Rice (2011) | 15 |
| 3. | Michael Jackson (1996) | 14 |
| | Jamal Lewis (2003) | 14 |
| | Willis McGahee (2009) | 14 |



MARK INGRAM II

CALAIS CAMPBELL NOTES

BEHIND ENEMY LINES

DE Calais Campbell has played in 196 games, with 178 starts. He ranks second in both categories among active NFL D-linemen.

MOST GAMES PLAYED / ACTIVE NFL DEFENSIVE LINEMEN

| Rk. | Player (Teams) | GP (GS) |
|-----|---|------------------|
| 1. | Domata Peko Sr. (Cin./Den./Bal./Ari.) | 211 (192) |
| 2. | Calais Campbell (Ari./Jax./Bal.) | 196 (178) |
| 3. | Ndamukong Suh (Det./Mia./LAR/TB) | 171 (171) |
| 4. | Tyson Alualu (Jax./Pit.) | 169 (106) |
| 5. | Jerry Hughes (Ind./Buf.) | 165 (116) |

Campbell is one of four NFL defenders to register at least 700 tackles and 85 sacks since 2000. The chart below shows how Campbell stacks up among the group.

SINCE 2000 / NFL DEFENDERS WITH AT LEAST 700 TACKLES & 85 SACKS

| Player (Teams) | Tackles (Sacks) |
|---|-----------------|
| Calais Campbell (Ari./Jax./Bal.) | 714 (92) |
| Julius Peppers (Car./Chi./GB) | 719 (159.5) |
| Justin Smith (Cin./SF) | 884 (87) |
| Terrell Suggs (Bal./Ari./KC) | 886 (139) |

TACKLES FOR LOSS

Since being drafted in 2008, DE Calais Campbell's 156 tackles for loss rank second in the NFL, trailing only Houston DE J.J. Watt's 169 TFL during that span.

MOST TACKLES FOR LOSS / ACTIVE NFL DEFENDERS

| Rk. | Player (Teams) | TFL |
|-----|-------------------------------|------------|
| 1. | J.J. Watt (Hou.) | 169 |
| 2. | Calais Campbell (Bal.) | 156 |
| 3. | Von Miller (Den.) | 135 |
| 4. | Aaron Donald (LAR) | 127 |
| 5. | Lavonte David (TB) | 126 |

Campbell has posted nine multi-sack games since the 2017 season, ranking eighth most in the NFL during that span.

MOST MULTI-SACK GAMES SINCE 2017 ACTIVE NFL DEFENDERS

| Rk. | Player (Team) | Games |
|-----|-------------------------------|-----------|
| 1. | Aaron Donald (LAR) | 16 |
| 2. | Cameron Jordan (NO) | 14 |
| 3. | Myles Garrett (Cle.) | 11 |
| | Chandler Jones (Ari.) | 11 |
| | T.J. Watt (Pit.) | 11 |
| 6. | Yannick Ngakoue (Bal.) | 10 |
| | Ryan Kerrigan (Was.) | 10 |
| 8. | Calais Campbell (Bal.) | 9 |
| | Joey Bosa (LAC) | 9 |

CALAIS CAMPBELL



1X
FIRST-TEAM
ALL-PRO

3X
SECOND-TEAM
ALL-PRO

5X
PRO BOWLER

2017
PFWA NFL
DEFENSIVE PLAYER
OF THE YEAR

2019
WALTER PAYTON
MAN OF THE YEAR

ACTIVE SACKS LEADERS

MOST SACKS / ACTIVE NFL DEFENDERS

| Rk. | Player (Team) | Sacks |
|-----|-------------------------------|-------------|
| 1. | Von Miller (Den.) | 106.0 |
| 2. | J.J. Watt (Hou.) | 101.0 |
| 3. | Justin Houston (Ind.) | 97.0 |
| | Chandler Jones (Ari.) | 97.0 |
| 5. | Ryan Kerrigan (Was.) | 95.5 |
| 6. | Cameron Jordan (NO) | 93.5 |
| 7. | Calais Campbell (Bal.) | 92.0 |

FIVE-SACK SEASONS

CONSECUTIVE SEASONS WITH AT LEAST 5.0 SACKS ACTIVE NFL DEFENDERS

| Rk. | Player (Team) | Seasons |
|-----|-------------------------------|---------------------|
| 1. | Calais Campbell (Bal.) | 11 (2009-19) |
| 2. | Ryan Kerrigan (Was.) | 10 (2011-20) |
| 3. | Carlos Dunlap (Sea.) | 9 (2012-20) |
| | Everson Griffen (Det.) | 9 (2012-20) |
| | Cameron Jordan (NO) | 9 (2011-20) |
| | Von Miller (Den.) | 9 (2011-19) |

DID YOU KNOW?

- In Week 6 at Philadelphia, Campbell's three sacks and four QB hits earned him AFC Defensive Player of the Week honors.

MARCUS PETERS NOTES

THE JUICE MAN

CB Marcus Peters is known for always being around the football. Since entering the league in 2015, Peters' 38 takeaways are an NFL high, with 30 coming by way of interceptions, also a league high during that span.

NFL TAKEAWAYS / ACTIVE DEFENDERS / SINCE 2015

| Rk. | Player (Team) | TAs (INTs) |
|-----|-----------------------------------|----------------|
| 1. | Marcus Peters (Bal.) | 38 (30) |
| 2. | Xavien Howard (Mia.) | 22 (21) |
| | Harrison Smith (Min.) | 22 (17) |
| 4. | Stephon Gilmore (NE) | 21 (19) |
| | Tyrann Mathieu (KC) | 21 (20) |
| | Jordan Poyer (Buf.) | 21 (15) |
| 7. | Lavonte David (TB) | 20 (6) |
| 8. | Five Players | 19 (N/A) |

PASS DEFENDER PETERS

Since being drafted in 2015, CB Marcus Peters' 85 PD are the NFL's second most among active defenders.

PASSES DEFENSED / ACTIVE DEFENDERS / SINCE 2015

| Rk. | Player (Team) | PD |
|-----|-----------------------------------|-----------|
| 1. | Darius Slay (Phi.) | 87 |
| 2. | Marcus Peters (Bal.) | 85 |
| 3. | Janoris Jenkins (NO) | 84 |
| 4. | Stephon Gilmore (NE) | 82 |
| 5. | Malcolm Butler (Ten.) | 78 |
| 6. | Ronald Darby (Was.) | 77 |

PICK ARTIST

Since entering the NFL in 2015, CB Marcus Peters' 6 INT-TDs rank No. 1 among all defenders, as do his 30 INTs. In 2019, Peters produced an NFL-best 3 INT-TDs, 2 of which came with Baltimore after his trade from the Los Angeles Rams.

NFL INTERCEPTION LEADERS (Since 2015 / Active Players)

| | | |
|----|-----------------------------------|-----------|
| 1. | Marcus Peters (Bal.) | 30 |
| 2. | Xavien Howard (Mia.) | 21 |
| 3. | Tyrann Mathieu | 20 |

NFL INT-TD LEADERS (Since 2015 / Active Players)

| | | |
|----|-----------------------------------|----------|
| 1. | Marcus Peters (Bal.) | 6 |
| 2. | Deion Jones (Atl.) | 5 |
| 3. | Seven Players | 3 |

TAKEAWAY MACHINE

- Peters is the only NFL defender in 2020 to produce at least 3 INTs and 3 FFs. Peters currently has 4 FFs.
- A 2019 first-team All-Pro DB and Pro Bowler, Peters had 5 INTs, tying for the NFL's fourth most. (He had 3 picks with Baltimore & 2 with LAR.)
- Peters has posted an NFL-high 38 total takeaways (30 INTs & 8 FRs) during his career.
- Peters' 6 INT-TDs tie Hall of Famer Lem Barney for the second most by a player in his first five seasons. Only HOFer Ken Houston (9) had more.



PETERS' PRODUCTION



Total Takeaways
NFL's Most Since 2015



INTs
NFL's Most Since 2015



Passes Defensed
NFL's 2nd Most Since 2015



INT Return Yards
NFL's Most Since 2015



INT Return TDs
NFL's Most Since 2015



Defensive TDs
NFL's Most Since 2015

**2X
FIRST-TEAM
ALL-PRO**

**2X
SECOND-TEAM
ALL-PRO**

MARCUS PETERS

**3X
PRO
BOWLER**



MARLON HUMPHREY NOTES

HUMPHREY FAST FACTS

- In October of 2020, the Ravens organization inked CB Marlon Humphrey to a five-year contract extension, securing him through the 2026 season.
- Since entering the league in 2017, Humphrey is only NFL defender to produce at least 40 PD, 8 INTs, 8 FFs and 3 FRs.
- Baltimore has never lost a game (11-0) when Humphrey records a takeaway. In these 11 matchups, Humphrey has collected 16 PD, 8 INTs and 3 FRs.

MARLON THE MAGNET

Since 2018, CB Marlon Humphrey's 37 passes defended tie for seventh most in the league among all defensive backs. In that same group, Humphrey's 11 FFs are the most during that span.

NFL PASSES DEFENSED / DEFENSIVE BACKS / SINCE 2018

| Rk. | Player (Team) | PD |
|-----|-------------------------------|-----------|
| 1. | James Bradberry (NYG) | 44 |
| 2. | Stephon Gilmore (NE) | 43 |
| 3. | Kyle Fuller (Chi.) | 41 |
| | Janoris Jenkins (NO) | 41 |
| 5. | Carlton Davis (TB) | 40 |
| | Joe Haden (Pit.) | 40 |
| 7. | Marlon Humphrey (Bal.) | 37 |
| | Denzel Ward (Cle.) | 37 |

1X
PRO BOWLER

1X
FIRST-TEAM
ALL-PRO

MARLON HUMPHREY



RAVENS DEFENDERS / SINCE 2019

INTERCEPTIONS

1. Marcus Peters 6
2. **Marlon Humphrey** . . 4
3. Tyus Bowser 3

PASSES DEFENSED

1. **Marlon Humphrey** . . 22
2. Marcus Peters . . . 18
3. Chuck Clark 10

FORCED FUMBLES

1. **Marlon Humphrey** . 10
2. Matthew Judon . . . 4
3. Marcus Peters 4

MARLON MAKES PLAYS

- ✗ Humphrey, the Ravens' 2017 first-round pick, produced 14 PD in 2019, tying for the NFL's eighth most by a CB. Humphrey earned first-team All-Pro honors at DB and his first Pro Bowl accolade.
- ✗ In 2020, Humphrey leads all NFL defenders with 8 FFs. The next closest total is 4 (five players tied).
- ✗ In 2019, Humphrey had 3 INTs, 14 PD, 2 FFs and 3 FRs, two of which he returned for TDs (70-yarder vs. NE & 18-yarder at Sea.).
- ✗ Humphrey's 70-yard FR-TD vs. NE in Week 9 of the 2019 season is the longest fumble recovery return in Ravens franchise history.
- ✗ On 10/6/19 at Pittsburgh, Humphrey made a clutch forced fumble on WR JuJu Smith-Schuster and recovered the ball, helping set up K Justin Tucker's game-winning, 46-yard FG in Baltimore's 26-23 OT victory.
- ✗ Humphrey was one of three NFL defenders (Minkah Fitzpatrick & Harrison Smith) to post at least 3 INTs, 2 FFs and 2 FRs (3) in 2019.

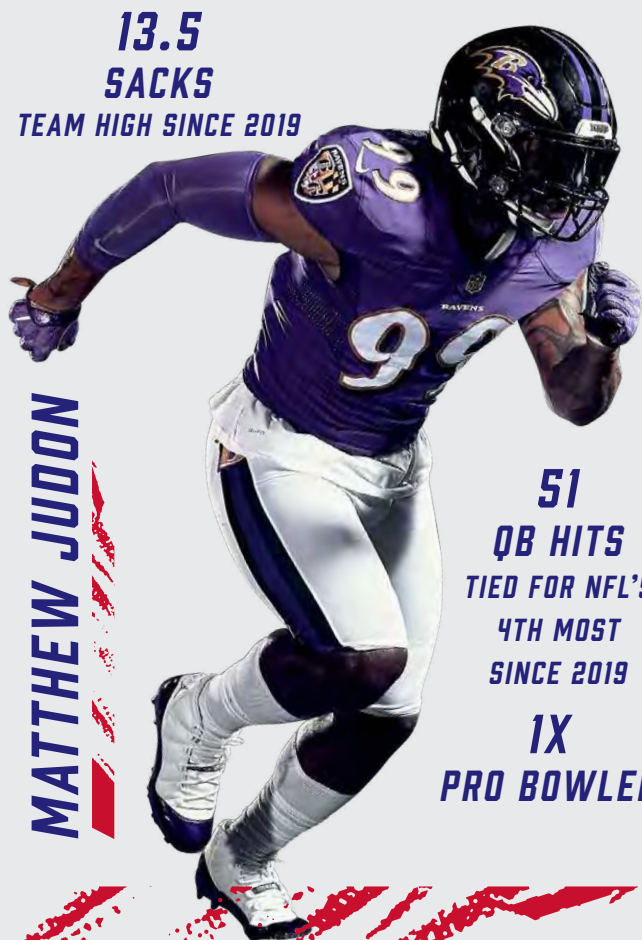


PERFECTING THE PUNCH-OUT

MOST SINGLE-SEASON FFs / NFL DBs (Since Stat Began Being Tracked in 2000)

| Rk. | Player (Year) | FFs |
|-----|-------------------------------|----------|
| 1. | Charles Tillman (2012) | 10 |
| 2. | Marlon Humphrey (2020) | 8 |
| | Chris Harris (2007) | 8 |
| 4. | Oshiomogho Atogwe (2008) | 6 |
| | Brian Dawkins (2008) | 6 |
| | Roman Harper (2010) | 6 |
| | Charles Tillman (2009) | 6 |

MATTHEW JUDON & PATRICK QUEEN NOTES



MATTHEW JUDON

**13.5
SACKS**

TEAM HIGH SINCE 2019

**51
QB HITS**
TIED FOR NFL'S
4TH MOST
SINCE 2019
**1X
PRO BOWLER**

ALL-AROUND DEFENDERS

OLB Matthew Judon is one of five NFL defenders to register at least 190 tackles, 85 QB hits, 40 TFL and 20 sacks since 2017.

SINCE 2017 / NFL DEFENDERS WITH AT LEAST 190 TACKLES, 85 QB HITS, 40 TFL & 20 SACKS

| Defender | Tackles | Sacks | TFL | QB Hits |
|------------------------|---------|-------|-----|---------|
| Calais Campbell (Bal.) | 222 | 35.5 | 49 | 87 |
| Matthew Judon (Bal.) | 195 | 28.5 | 47 | 89 |
| Joey Bosa (LAC) | 195 | 37.0 | 51 | 88 |
| Cameron Jordan (NO) | 208 | 47.0 | 60 | 88 |
| T.J. Watt (Pit.) | 221 | 46.5 | 55 | 109 |

Note: The 2019 Pro Bowler Judon was one of three NFL defenders (Shaquil Barrett & T.J. Watt) to tally at least 50 tackles, 9 sacks, 30 QB hits & 4 FFs in 2019.

BACKFIELD DISTURBANCE

OLB Matthew Judon has 28.5 sacks since the 2017 campaign, ranking as Baltimore's most. Judon has also posted the Ravens' most QB hits (89) over the past three-plus seasons.

RAVENS SACKS (Since 2017)

1. Matthew Judon 28.5
2. Terrell Suggs 18
3. Za'Darius Smith 12
4. Tyus Bowser 10.5

RAVENS QB HITS (Since 2017)

1. Matthew Judon 89
2. Za'Darius Smith 41
3. Terrell Suggs 35
4. Tyus Bowser 27

THE KING OF QUEENS

- In Week 5 vs. Cincinnati, ILB Patrick Queen posted a strip-sack and then recovered the ball. Queen became the second Ravens rookie to record a sack, FF and FR in a game, joining OLB Terrell Suggs, who accomplished the feat three times during his 2003 Defensive ROY campaign.
- In the Cincy game, Queen also had a 53-yard FR-TD, which is the fifth-longest FR-TD in Ravens history (sixth longest overall). His performance earned him AFC Defensive Player of the Week honors for Week 5.
- Queen became the second NFL defender since 1987 to post 9-plus tackles, at least 2 FRs, 1 sack and 1 defensive TD in a game. Former Texans ILB Demeco Ryans was the other.

2020 FIRST-ROUND LINEBACKERS

Entering Week 15, Ravens rookie ILB Patrick Queen is the NFL's only defender with at least 50 tackles, 1 TFL, 1 sack, 1 INT, 1 FF, 1 FR and 1 TD. Below are the LBs who were selected in the first round of the 2020 draft.

THROUGH 14 WEEKS / 2020 FIRST-ROUND LB DRAFT PICKS

| Player (Pick / Team) | GP/GS | TT (Solo) | TFL | Sacks | INTs | FFs | FRs | TDs |
|------------------------------|-------|-----------|-----|-------|------|-----|-----|-----|
| Patrick Queen (28th/Bal.) | 13-13 | 91 (54) | 5 | 2.0 | 1 | 2 | 2 | 1 |
| Kenneth Murray (23rd/LAC) | 13-13 | 88 (49) | 4 | 1.0 | 0 | 0 | 0 | 0 |
| Isaiah Simmons (8th/Ari.) | 13-5 | 36 (28) | 4 | 2.0 | 1 | 0 | 0 | 0 |
| Jordyn Brooks (27th/Sea.) | 11-4 | 38 (19) | 1 | 0.0 | 0 | 0 | 0 | 0 |
| K'Lavon Chaisson (20th/Jax.) | 13-2 | 13 (8) | 2 | 1.0 | 0 | 0 | 0 | 0 |



PATRICK QUEEN



YANNICK NGAKOUÉ NOTES

YANNICK NGAKOUÉ

1X
PRO BOWLER



NGAKOUÉ GETS TO THE BALL

Since entering the NFL in 2016, DE Yannick Ngakoué's 17 FFs tie for second in the league, while his 14 strip-sacks tie for third.

NFL DEFENSIVE LEADERS / SINCE 2016

FORCED FUMBLES

| Rk. | Player | FFs |
|-----|------------------------|-----------|
| 1. | Khalil Mack | 20 |
| 2. | Yannick Ngakoué | 17 |
| | Aaron Donald | 17 |
| | Chandler Jones | 17 |

STRIP-SACKS

| Rk. | Player | Sacks |
|-----|------------------------|-----------|
| 1. | Chandler Jones | 16 |
| | Khalil Mack | 16 |
| 3. | Yannick Ngakoué | 14 |
| | Aaron Donald | 14 |

DYNAMIC DUO

DE Yannick Ngakoué and DE Calais Campbell were teammates from 2016-19 in Jacksonville and are back together in 2020. The duo currently ranks sixth in combined career sack totals (135.5) by two active NFL teammates.

COMBINED CAREER SACKS / CURRENT TEAMMATE DUOS

| Teammates (Sacks) | Total Sacks |
|--|--------------|
| Von Miller (106.0) & Jurrell Casey (51.0) | 157.0 |
| J.J. Watt (101.0) & Whitney Mercilus (54.0) | 155.0 |
| Jason Pierre-Paul (89.0) & Ndamukong Suh (63.5) | 152.5 |
| Robert Quinn (81.5) & Khalil Mack (69.0) | 150.5 |
| Carlos Dunlap (86.5) & Bruce Irvin (52.0) | 138.5 |
| Calais Campbell (92.0) & Yannick Ngakoué (43.5) | 135.5 |

SACKS / NFL DEFENDERS / SINCE 2016

| Rk. | Player (Team) | Sacks |
|-----|-------------------------------|-------------|
| 1. | Aaron Donald (LAR) | 64.5 |
| 2. | Chandler Jones (Ari.) | 61.0 |
| 3. | Cameron Jordan (NO) | 54.5 |
| 4. | Khalil Mack (Chi.) | 50.0 |
| 5. | Danielle Hunter (Min.) | 48.5 |
| 6. | Ryan Kerrigan (Was.) | 48.0 |
| 7. | Joey Bosa (LAC) | 47.5 |
| 8. | T.J. Watt (Pit.) | 46.5 |
| 9. | Von Miller (Den.) | 46.0 |
| | Jason Pierre-Paul (TB) | 46.0 |
| 11. | Frank Clark (KC) | 45.0 |
| 12. | Calais Campbell (Bal.) | 43.5 |
| | Yannick Ngakoué (Bal.) | 43.5 |

DID YOU KNOW?

- DE Yannick Ngakoué is one of two active NFL DLs since 2016 to record an interception return TD and a fumble return TD (DE Jadeveon Clowney).
- With 37.5 sacks, Ngakoué owns the second-most career sacks in Jacksonville Jaguars history (2016-19), behind Tony Brackens (55.0).
- Ngakoué's 10 games with two or more sacks tie for the fifth most since 2017, behind Aaron Donald (13), Cameron Jordan (12), Myles Garrett (10), Chandler Jones (10).

NGAKOUÉ 2020 SACK TOTALS

Entering Week 15, Ngakoué has collected 6 sacks, 5 of which came during his tenure with the Minnesota Vikings (Weeks 1-6), prior to being traded to Baltimore in Week 7.

2020 NFL SACK LEADERS / 2016 DRAFT CLASS

| Rk. | Player (Team) | Sacks |
|-----|-------------------------------|------------|
| 1. | Emmanuel Ogbah (Mia.) | 8.0 |
| 2. | Joey Bosa (LAC) | 7.5 |
| | Leonard Floyd (LAR) | 7.5 |
| 4. | Chris Jones (KC) | 6.5 |
| 5. | Yannick Ngakoué (Bal.) | 6.0 |
| | David Onyemata (NO) | 6.0 |

A QUARTERBACK'S NIGHTMARE

DE Yannick Ngakoué has a knack for getting to the QB. His quarterback knockdowns and pressures rank in the Top 10 in the NFL among active defender since he entered the league in 2016.

NFL ACTIVE DEFENSIVE LEADERS / SINCE 2016

QB KNOCKDOWNS

| Rk. | Player | Knock. |
|-----|------------------------|-----------|
| 1. | Aaron Donald | 75 |
| 2. | Leonard Williams | 69 |
| 3. | Carlos Dunlap | 59 |
| 4. | Yannick Ngakoué | 54 |
| | Za'Darius Smith | 54 |
| 6. | Joey Bosa | 52 |
| 7. | Three Players | 51 |

QB PRESSURES

| Rk. | Player | Press. |
|-----|------------------------|------------|
| 1. | Aaron Donald | 260 |
| 2. | Khalil Mack | 241 |
| 3. | Cameron Jordan | 204 |
| 4. | Joey Bosa | 202 |
| 5. | Chandler Jones | 193 |
| 6. | Yannick Ngakoué | 185 |
| 7. | Carlos Dunlap | 180 |

BRANDON WILLIAMS & MARQUISE BROWN NOTES

WILLIAMS ANCHORS RUN "D"

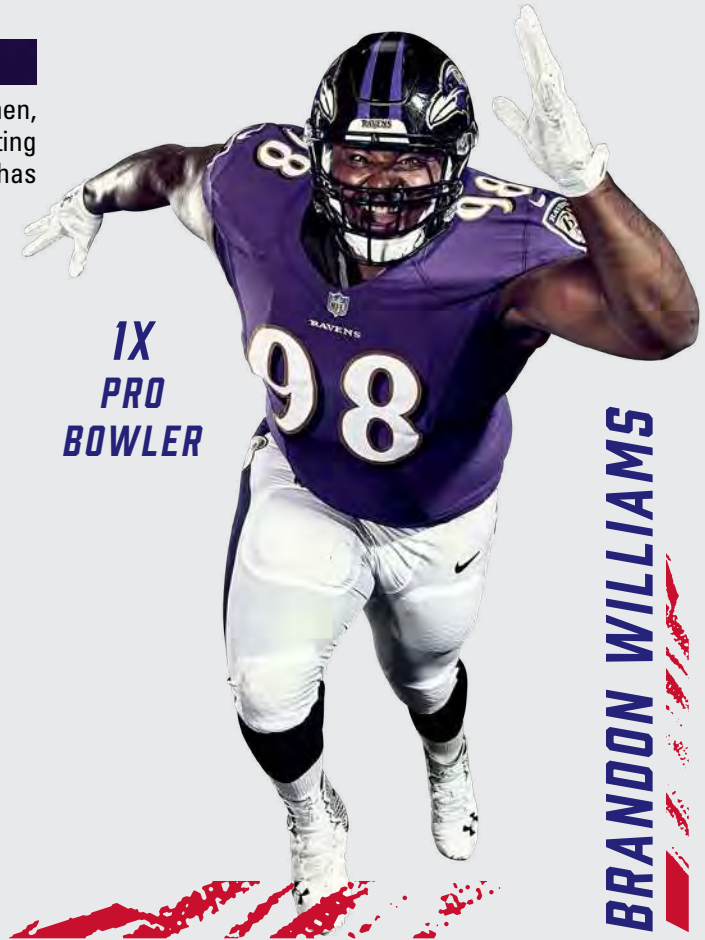
Pro Bowl DT Brandon Williams is one of the NFL's top D-linemen, helping Baltimore regularly produce a stout run defense. Dating back to '14, when he became a full-time starter, Baltimore has been especially stout vs. opposing ground games.

NFL RUSHING YARDS ALLOWED PER GAME (Since 2014)

| | |
|----------------------------------|-------|
| 1. Baltimore Ravens | 97.1 |
| 2. Seattle Seahawks | 99.6 |
| 3. Pittsburgh Steelers | 100.6 |
| 4. New York Jets | 102.5 |
| 5. Tampa Bay Buccaneers | 104.6 |

NFL RUSHING AVG. YARDS PER CARRY ALLOWED (Since 2014)

| | |
|----------------------------------|------|
| 1. New York Jets | 3.86 |
| 2. Tampa Bay Buccaneers | 3.94 |
| 3. Baltimore Ravens | 3.99 |
| Denver Broncos | 3.99 |
| 5. Seattle Seahawks | 4.01 |



**1X
PRO
BOWLER**

BRANDON WILLIAMS



MARQUISE BROWN

HOLLYWOOD LIGHTS

WR Marquise Brown has found the end zone on a number of occasions since being drafted in 2019. Among wide receivers chosen in the 2019 NFL Draft, his 12 receiving TDs since rank third most in the league.

NFL RECEIVING TDs SINCE 2019 / 2019 DRAFTED WRs

| Rk. | Player (Team) | Rec. TDs |
|-----|------------------------------------|----------|
| 1. | A.J. Brown (Ten.) | 17 |
| | D.K. Metcalf (Sea.) | 17 |
| 3. | Marquise Brown (Bal.) | 12 |
| 4. | Darius Slayton (NYG) | 11 |

ROOKIE BROWN WAS A TD MACHINE

WR Marquise Brown posted 7 TD receptions in 2019, a mark that tied for third among all NFL rookies and ties for first on the Ravens' rookie single-season total TDs record list.

RECEIVING TDs (NFL Rookies / 2019)

| | | |
|----|------------------------------------|---|
| 1. | A.J. Brown (Ten.) | 8 |
| | Darius Slayton (NYG) | 8 |
| 3. | Marquise Brown (Bal.) | 7 |
| | Terry McLaurin (Was.) | 7 |
| | D.K. Metcalf (Sea.) | 7 |

RAVENS TOTAL TDs (Rookies / Single Season)

| | | |
|----|------------------------------------|---|
| 1. | Marquise Brown (2019) | 7 |
| | Marlon Brown (2013) | 7 |
| | Torrey Smith (2011) | 7 |
| 4. | Jamal Lewis (2000) | 6 |

JUSTIN TUCKER NOTES

TUCKER RANKS NO. 1

K Justin Tucker, the most accurate kicker ever, owns a 90.8% success mark. In 2019, for the fourth-consecutive season, he scored exactly 141 points. The four 141-point outputs by Tucker tie for the Ravens' single-season scoring record and make him the NFL's only kicker to surpass the 140 mark in each of the past four years (2016-19).

BEST CAREER FIELD GOAL PERCENTAGE (NFL History / Min. 100 Att.)

| Rk. | Player | FGM | FGA | Pct. |
|-----|-----------------------------|------------|------------|-------------|
| 1. | Justin Tucker (Bal.) | 287 | 316 | 90.8 |
| 2. | Harrison Butker (KC) | 119 | 132 | 90.2 |
| 3. | Josh Lambo (Jax.) | 128 | 144 | 88.9 |
| 4. | Chris Boswell (Pit.) | 145 | 165 | 87.9 |
| 5. | Robbie Gould (NO) | 398 | 458 | 86.9 |

TUCKER TIDBITS

- Since PATs were moved back to the 15-yard line in 2015, Tucker (227-of-231) has produced the NFL's second-best PAT percentage (98.3). Brett Maher (68-of-69) ranks first at 98.6.
- Tucker's 92.5 career FG% when kicking on grass (174-of-188) ranks as the NFL's best of all time.
- Tucker's 94.7 career FG% in the second half/OT (142-of-150) ranks as the NFL's best second half/OT mark of all time.
- Tucker is a seven-time AFC Special Teams Player of the Month, ranking four more than legends S Ed Reed & K Matt Stover for the most POM awards in Ravens history. (Tucker has also earned a team-record 11 AFC ST Player of the Week honors.)
- Tucker's 6 FGs on 12/16/13 at Detroit set a team record and a single-game NFL high in 2013. He became the first NFL kicker ever to connect from the 20-, 30-, 40-, 50- & 60-yard range in a game.

7X
AFC ST PLAYER
OF THE MONTH

TUCKER'S GAME-WINNERS

16

CAREER GAME-WINNING FGs BY K JUSTIN TUCKER

- 2020: Week 14 at Cle., 55 yds
- 2019: Week 13 vs. SF, 49 yds
- 2019: Week 5 at Pit., 46 yds OT
- 2018: Week 11 vs. Cin., 24 yds
- 2016: Week 3 at Jax., 53 yds
- 2016: Week 2 at Cle., 49 yds
- 2015: Week 11 vs. STL, 47 yds
- 2015: Week 8 vs. SD, 39 yds
- 2015: Week 4 at Pit., 52 yds OT
- 2014: Week 3 at Cle., 32 yds
- 2013: Week 15 at Det., 61 yds
- 2013: Week 10 vs. Cin., 46 yds OT
- 2013: Week 5 at Mia., 44 yds
- 2012: Div. at Den., 47 yds 2OT
- 2012: Week 12 at SD, 38 yds OT
- 2012: Week 3 vs. NE, 27 yds



JUSTIN TUCKER

4X
FIRST-TEAM
ALL-PRO

1X
SECOND-TEAM
ALL-PRO

3X
PRO BOWLER

| | | |
|--|--|--|
| <p>287</p>  <p>Field Goals Made NFL's Most Since 2012</p> | <p>1,198</p>  <p>Points Scored NFL's Most Since 2012</p> | <p>90.8</p>  <p>Career FG Pct. Best Mark in NFL History</p> |
| <p>128</p>  <p>40-Plus-Yard FGs NFL's Most Since 2012</p> | <p>42</p>  <p>50-Plus-Yard FGs NFL's 2nd Most (Matt Prater is 1st, 45) Since 2012</p> | <p>6</p>  <p>Career Games w/ Dual 50+ FGs Made</p> |

JUSTIN TUCKER NOTES

TUCK'S CHART TALK

MOST FIELD GOALS MADE / SINCE 2012

| Rk. | Player (Team) | FGM |
|-----|-----------------------------|------------|
| 1. | Justin Tucker (Bal.) | 287 |
| 2. | Stephen Gostkowski (Ten.) | 250 |
| 3. | Matt Prater (Det.) | 228 |
| 4. | Greg Zuerlein (Dal.) | 226 |
| 5. | Stephen Hauschka (FA) | 223 |

MOST NFL POINTS / SINCE 2012

| Rk. | Player (Team) | Points |
|-----|-----------------------------|--------------|
| 1. | Justin Tucker (Bal.) | 1,198 |
| 2. | Stephen Gostkowski (Ten.) | 1,153 |
| 3. | Matt Prater (Det.) | 1,040 |
| 4. | Mason Crosby (GB) | 1,018 |
| 5. | Dan Bailey (Min.) | 976 |

CONSECUTIVE FIELD GOALS MADE (All-Time NFL Streaks)

| Rk. | Kicker (Years) | FGs Made |
|-----|--------------------------------|-----------|
| 1. | Adam Vinatieri (2015-16) | 44 |
| 2. | Mike Vanderjagt (2002-04) | 42 |
| 3. | Gary Anderson (1997-98) | 40 |
| 4. | Matt Stover (2005-06) | 36 |
| 5. | Justin Tucker (2015-16) | 35 |
| | Adam Vinatieri (2013-14) | 35 |

BEST NFL FIELD GOAL PERCENTAGE (2019 Season)

| Rk. | Player (Team) | FGM-FGA | Pct. |
|-----|-----------------------------|--------------|-------------|
| 1. | Josh Lambo (Jax.) | 33-34 | 97.1 |
| 2. | Justin Tucker (Bal.) | 28-29 | 96.6 |
| 3. | Chris Boswell (Pit.) | 29-31 | 93.5 |
| 4. | Dan Bailey (Min.) | 27-29 | 93.1 |
| 5. | Mason Crosby (GB) | 22-24 | 91.7 |
| 6. | Harrison Butker (KC) | 34-38 | 89.5 |

BEST FIELD GOAL PERCENTAGE / ROOKIES (NFL History)

| Rk. | Player (Year) | FGM-FGA | Pct. |
|-----|-----------------------------|--------------|-------------|
| 1. | Michael Badgley (2018) | 15-16 | 93.8 |
| 2. | Blair Walsh (2012) | 35-38 | 92.1 |
| 3. | Justin Tucker (2012) | 30-33 | 90.9 |
| 4. | Harrison Butker (2017) | 38-42 | 90.5 |
| 5. | Jason Sanders (2018) | 18-20 | 90.0 |
| 6. | Two Players | n/a | 88.9 |

BEST FIELD GOAL PERCENTAGE (Ravens Single-Season History)

| Rk. | Player (Year) | FGM-FGA | Pct. |
|-----|-----------------------------|--------------|-------------|
| 1. | Justin Tucker (2016) | 38-39 | 97.4 |
| 2. | Justin Tucker (2019) | 28-29 | 96.6 |
| 4. | Matt Stover (2006) | 28-30 | 93.3 |
| 5. | Justin Tucker (2013) | 38-41 | 92.7 |
| 6. | Justin Tucker (2017) | 34-37 | 91.9 |
| 7. | Justin Tucker (2020) | 22-24 | 91.7 |

(min. 16 att.)

2016: PERHAPS THE BEST SEASON EVER

- In 2016, All-Pro K Justin Tucker connected on 38-of-39 FGAs (lone miss was a block), posting the fifth-best pct. (97.4) in NFL single-season history. In addition to making 35-straight FGs at one point (tied for fifth-best streak ever), here are facts about his remarkable season, arguably the best ever by a kicker:
- Tucker's 38 FGs made ranked No. 1 in the NFL. He was also 27-of-27 on PATs. An NFL single-season record 24 of Tucker's 38 FGs made in 2016 came from 40 yards or beyond.
- Tucker's 10 FGs of 50-plus yards are a Ravens' single-season record. They tie (Blair Walsh, 2012) for the most in NFL history. (Tucker was a perfect 10-for-10 from 50 yards and out during the 2016 season.)
- Tucker's 141 points ranked second in the league only behind Atlanta's Matt Bryant (158).
- In Week 12 of 2016 vs. Cincy, Tucker became just the ninth kicker in league history to make 3 FGs of 50-plus yards in a single game (52, 57 & 54). He is also the first kicker in NFL history to make 3 FGs of 50-plus yards in the first half of a game. (These feats earned him AFC ST POW honors.)

BEST FG PERCENTAGE / NFL SINGLE-SEASON HISTORY

| Rk. | Player (Team) | FGM | FGA | Pct. |
|-----|-----------------------------|-----------|-----------|-------------|
| 1. | Gary Anderson (1998) | 35 | 35 | 100.0 |
| | Mike Vanderjagt (2003) | 37 | 37 | 100.0 |
| | Jeff Wilkins (2000) | 17 | 17 | 100.0 |
| | Tony Zendejas (1991) | 17 | 17 | 100.0 |
| 5. | Justin Tucker (2016) | 38 | 39 | 97.4 |

MOST PLAYER OF THE MONTH AWARDS (All NFL Players / Since Award Inception)

| Rk. | Player | No. |
|-----|----------------------|----------|
| 1. | Tom Brady | 11 |
| 2. | Peyton Manning | 8 |
| | Aaron Rodgers | 8 |
| 4. | Justin Tucker | 7 |
| 5. | Brett Favre | 6 |
| | Barry Sanders | 6 |
| | Bruce Smith | 6 |
| | J.J. Watt | 6 |
| | Steve Young | 6 |



SIX SEASONS WITH 30 FGs

In 2018, K Justin Tucker became the first kicker in NFL history to produce six seasons with 30-or-more FGs made.

MOST SEASONS WITH 30-PLUS FGs MADE / NFL HISTORY

| Rk. | Kicker | Seasons |
|-----|--------------------------------|----------|
| 1. | Justin Tucker (Bal.) | 6 |
| 2. | David Akers (Phi. & SF) | 5 |
| | John Carney (SD, NO & NYG) | 5 |
| | Robbie Gould (Chi. & SF) | 5 |
| | Stephen Gostkowski (NE & Ten.) | 5 |

1,000 Points: In 2019's Week 6 23-17 victory over Cincinnati, K Justin Tucker became the fastest kicker in league history to reach the 1,000-point milestone, doing so in 118 games. (Stephen Gostkowski held the previous record at 119 games.)

SAM KOCH NOTES

SAM IN THE 20

P Sam Koch is the Ravens' all-time leader in punts inside the 20 (426). In 2017, he posted a franchise-record 40 boots inside the 20, which ranked as the NFL's most.

PUNTS INSIDE THE 20 (Ravens All-Time History)

| Rk. | Player | In 20 |
|-----|-----------------|-------|
| 1. | Sam Koch | 426 |
| 2. | Kyle Richardson | 128 |
| 3. | Dave Zastudil | 89 |

PUNTS INSIDE THE 20 (Ravens Single Seasons)

| Rk. | Player (Year) | In 20 |
|-----|------------------------|-------|
| 1. | Sam Koch (2017)* | 40 |
| 2. | Sam Koch (2010) | 39 |
| | Kyle Richardson (1999) | 39 |

* In 2017, Koch's 40 punts in the 20 ranked No. 1 in the NFL.

KOCH DOMINATED IN 2017

No punter in 2017 was more dominant at pinning opponents deep in their own territory than P Sam Koch.

PUNTS INSIDE 20

| | | |
|----|-------------|----|
| 1. | Sam Koch | 40 |
| 2. | Chris Jones | 34 |
| 3. | Two Players | 33 |

PUNTS INSIDE 10

| | | |
|----|----------------|----|
| 1. | Sam Koch | 16 |
| 2. | Marquette King | 14 |
| 3. | Three Players | 13 |

PUNTS INSIDE 5

| | | |
|----|--------------|---|
| 1. | Andy Lee | 6 |
| 2. | Sam Koch | 5 |
| | Three Others | 5 |

RAVENS IRONMAN

RAVENS CONSECUTIVE GAMES PLAYED / ALL-TIME STREAKS

| Rk. | Player | Games | Years |
|-----|----------------|-------|--------------|
| 1. | Sam Koch | 237 | 2006-present |
| 2. | Justin Tucker | 141 | 2012-present |
| 3. | Jarret Johnson | 129 | 2003-11 |

BALTIMORE RAVENS MOST ALL-TIME GAMES PLAYED

| Rk. | Player | Games | Years |
|-----|----------------|-------|--------------|
| 1. | Sam Koch | 237 | 2006-present |
| 2. | Terrell Suggs | 229 | 2003-18 |
| 3. | Ray Lewis | 228 | 1996-2012 |
| 4. | Matt Stover | 207 | 1996-2008 |
| 5. | Jonathan Ogden | 177 | 1996-2007 |
| | Marshal Yanda | 177 | 2007-19 |

KOCH'S PERFECT ARM

In Week 4 of 2020 at Washington, P Sam Koch completed a 15-yard pass to WR Miles Boykin on a fourth-and-9 fake punt. Of players with at least 5 career passes, Koch holds the NFL record with a 100% completion rate, going 7-of-7 for 82 yards and a 115.5 rating.

ESPN's Kevin Seifert on Koch's arsenal of punts:

"Some are designed to hook toward the sideline with maximum hang time. Others use an intentionally low trajectory to aid coverage teams. He has a knuckler and one kick that drops, from the returner's perspective, roughly in the shape of the letter 'S.' He's debuted a 'boomerang' punt that does just what you would imagine it might. Most, but not all, of these punts are intended to discourage a clean catch and minimize the return. ... Sam Koch and the Ravens have introduced a new way to punt."

RAVENS ALL-TIME LEADER

P Sam Koch owns a 45.3 career gross average and 39.7 career net, both marks that rank first in Ravens history. In 2014, he posted a career-high and team-record 47.4-yard gross (matched again in 2018) and 43.3-yard net average.

CAREER GROSS AVG. (Ravens History)

| Rk. | Player | Avg. |
|-----|-----------------|------|
| 1. | Sam Koch | 45.3 |
| 2. | Greg Montgomery | 43.2 |
| 3. | Dave Zastudil | 41.6 |

CAREER NET AVG. (Ravens History)

| Rk. | Player | Avg. |
|-----|-----------------|------|
| 1. | Sam Koch | 39.7 |
| 2. | Greg Montgomery | 37.2 |
| 3. | Kyle Richardson | 35.4 |

PINNING 'EM DEEP

Dating back to 2006, when he entered the NFL, P Sam Koch's 426 punts inside the 20 rank second in the NFL.

NFL PUNTS INSIDE THE 20 / SINCE 2006

| Rk. | Player | In 20 |
|-----|----------------------|-------|
| 1. | Dustin Colquitt (FA) | 441 |
| 2. | Sam Koch (Bal.) | 426 |
| 3. | Andy Lee (Ari.) | 401 |

1X
PRO BOWLER

1X
SECOND-TEAM
ALL-PRO

SAM KOCH



ALPHABETICAL ROSTER

| NO. | NAME | POS. | HT. | WT. | AGE | EXP. | COLLEGE | HOMETOWN | HOW ACQ. |
|--|-------------------------|-------|------|-----|-----|------|--------------------------|----------------------------|----------------|
| 89 | Andrews, Mark | TE | 6-5 | 256 | 25 | 3 | Oklahoma | Scottsdale, AZ | D3b '18 |
| 23 | Averett, Anthony | CB | 5-11 | 184 | 26 | 3 | Alabama | Woodbury, NJ | D4a '18 |
| 49 | Board, Chris | ILB | 6-2 | 237 | 25 | 3 | North Dakota State | Orlando, FL | FA '18 |
| 54 | Bowser, Tyus | OLB | 6-3 | 242 | 25 | 4 | Houston | Tyler, TX | D2 '17 |
| 80 | Boykin, Miles | WR | 6-4 | 220 | 24 | 2 | Notre Dame | New Lenox, IL | D3b '19 |
| 77 | Bozeman, Bradley | G/C | 6-5 | 325 | 26 | 3 | Alabama | Roanoke, AL | D6c '18 |
| 67 | Bredeson, Ben | G | 6-5 | 315 | 22 | R | Michigan | Hartland, WI | D4 '20 |
| 15 | Brown, Marquise | WR | 5-9 | 180 | 23 | 2 | Oklahoma | Hollywood, FL | D1 '19 |
| 78 | Brown Jr., Orlando | T | 6-8 | 355 | 24 | 3 | Oklahoma | Baltimore, MD | D3a '18 |
| 93 | Campbell, Calais | DE | 6-8 | 300 | 34 | 13 | Miami (Fla.) | Denver, CO | TR (Jax.) '20 |
| 36 | Clark, Chuck | S | 6-0 | 205 | 25 | 4 | Virginia Tech | Suffolk, VA | D6 '17 |
| 63 | Colon-Castillo, Trystan | C | 6-3 | 313 | 22 | R | Missouri | Webb City, MO | FA '20 |
| 46 | Cox, Morgan | LS | 6-4 | 235 | 34 | 11 | Tennessee | Collierville, TN | FA '10 |
| 27 | Dobbins, J.K. | RB | 5-10 | 212 | 21 | R | Ohio State | La Grange, TX | D2 '20 |
| 13 | Duvernay, Devin | WR | 5-11 | 200 | 23 | R | Texas | Sachse, TX | D3b '20 |
| 35 | Edwards, Gus | RB | 6-1 | 238 | 25 | 3 | Rutgers | Staten Island, NY | FA '18 |
| 32 | Elliott, DeShon | S | 6-1 | 210 | 23 | 3 | Texas | Dallas, TX | D6a '18 |
| 71 | Ellis, Justin | DT | 6-2 | 350 | 29 | 7 | Louisiana Tech | Neville, LA | FA '19 |
| 45 | Ferguson, Jaylon | OLB | 6-5 | 270 | 25 | 2 | Louisiana Tech | St. Francisville, LA | D3a '19 |
| 70 | Fluker, D.J. | G/T | 6-5 | 342 | 29 | 8 | Alabama | New Orleans, LA | FA '20 |
| 58 | Fort, L.J. | ILB | 6-0 | 232 | 30 | 6 | Northern Iowa | Waynesville, MO | FA '19 |
| 33 | Harris, Davontae | CB | 5-11 | 200 | 25 | 3 | Illinois State | Wichita, KS | FA '20 |
| 40 | Harrison, Malik | ILB | 6-3 | 247 | 22 | R | Ohio State | Columbus, OH | D3c '20 |
| 43 | Hill, Justice | RB | 5-10 | 200 | 23 | 2 | Oklahoma State | Tulsa, OK | D4a '19 |
| 44 | Humphrey, Marlon | CB | 6-0 | 197 | 24 | 4 | Alabama | Hoover, AL | D1 '17 |
| 21 | Ingram II, Mark | RB | 5-9 | 210 | 30 | 10 | Alabama | Flint, MI | UFA (NO) '19 |
| 8 | Jackson, Lamar | QB | 6-2 | 212 | 23 | 3 | Louisville | Pompano Beach, FL | D1b '18 |
| 99 | Judon, Matthew | OLB | 6-3 | 261 | 28 | 5 | Grand Valley State | West Bloomfield, MI | D5 '16 |
| 4 | Koch, Sam | P | 6-1 | 222 | 38 | 15 | Nebraska | Seward, NE | D6a '06 |
| 41 | Levine Sr., Anthony | DB/LB | 5-11 | 207 | 33 | 9 | Tennessee State | Abbeville, LA | FA '12 |
| 92 | Madubuike, Justin | DT | 6-3 | 300 | 23 | R | Texas A&M | McKinney, TX | D3a '20 |
| 90 | McPhee, Pernell | OLB | 6-3 | 269 | 31 | 10 | Mississippi State | Pahokee, FL | UFA '20 |
| 65 | Mekari, Patrick | G/C | 6-4 | 308 | 23 | 2 | Cal-Berkeley | Westlake Village, CA | FA '19 |
| 91 | Ngakoue, Yannick | DE | 6-2 | 246 | 25 | 5 | Maryland | Bowie, MD | TR (Min.) '20 |
| 24 | Peters, Marcus | CB | 6-0 | 197 | 27 | 6 | Washington | Oakland, CA | TR (LAR) '19 |
| 74 | Phillips, Tyre | G/T | 6-5 | 330 | 23 | R | Mississippi State | Grenada, MS | D3d '20 |
| 72 | Powers, Ben | G | 6-4 | 310 | 24 | 2 | Oklahoma | Wichita, KS | D4b '19 |
| 11 | Proche II, James | WR | 5-11 | 201 | 24 | R | Southern Methodist | Dallas, TX | D6 '20 |
| 48 | Queen, Patrick | ILB | 6-0 | 232 | 21 | R | Louisiana State | Ventress, LA | D1 '20 |
| 42 | Ricard, Patrick | FB/DL | 6-3 | 303 | 26 | 4 | Maine | Spencer, MA | FA '17 |
| 28 | Richards, Jordan | S | 5-11 | 215 | 27 | 6 | Stanford | Folsom, CA | FA '19 |
| 68 | Skura, Matt | C/G | 6-3 | 313 | 27 | 4 | Duke | Columbus, OH | FA '16 |
| 22 | Smith, Jimmy | CB | 6-2 | 210 | 32 | 10 | Colorado | Colton, CA | D1 '11 |
| 83 | Snead IV, Willie | WR/RS | 5-11 | 200 | 28 | 6 | Ball State | Muskegon, MI | RSFA (NO) '18 |
| 9 | Tucker, Justin | K | 6-1 | 183 | 31 | 9 | Texas | Austin, TX | FA '12 |
| 53 | Ward, Jihad | DE | 6-5 | 287 | 26 | 5 | Illinois | Philadelphia, PA | FA '19 |
| 96 | Washington, Broderick | DT | 6-2 | 305 | 24 | R | Texas Tech | Longview, TX | D5 '20 |
| 57 | Welch, Kristian | ILB | 6-3 | 240 | 22 | R | Iowa | Iola, WI | FA '20 |
| 98 | Williams, Brandon | DT | 6-1 | 336 | 31 | 8 | Missouri Southern St. | Kirkwood, MO | D3 '13 |
| 29 | Williams, Tramon | CB | 5-11 | 191 | 37 | 13 | Louisiana Tech | Houma, LA | FA '20 |
| 82 | Willson, Luke | TE | 6-5 | 254 | 30 | 8 | Rice | LaSalle, Ontario | FA '20 |
| 95 | Wolfe, Derek | DE | 6-5 | 285 | 30 | 9 | Cincinnati | East Liverpool, OH | UFA (Den.) '20 |
| Practice Squad (14) | | | | | | | | | |
| 51 | Adeoye, Aaron | OLB | 6-6 | 250 | 27 | 1 | Southeast Missouri State | Marion, IL | FA '19 |
| 17 | Brooks, Nate | DB | 6-0 | 192 | 24 | 1 | North Texas | Whitehouse, TX | FA '20 |
| 69 | Crawford, Aaron | DT | 6-1 | 315 | 23 | R | North Carolina | Ashburn, VA | FA '20 |
| 47 | Desir, Pierre | DB | 6-1 | 192 | 30 | 7 | Lindenwood | Port-au-Prince, Haiti | FA '20 |
| 64 | Ehinger, Parker | G | 6-6 | 310 | 27 | 4 | Cincinnati | Rockford, MI | FA '20 |
| 2 | Huntley, Tyler | QB | 6-1 | 196 | 22 | R | Utah | Hallandale Beach, FL | FA '20 |
| 81 | Moore, Jaylon | WR | 5-11 | 191 | 23 | R | Tennessee-Martin | Memphis, TN | FA '20 |
| 60 | Moore, Nick | LS | 6-2 | 248 | 28 | 1 | Georgia | Snellville, GA | FA '20 |
| 61 | Prince, R.J. | G/T | 6-6 | 320 | 25 | 1 | North Carolina | Albemarle, NC | FA '20 |
| 97 | Rivers, Chauncey | OLB | 6-2 | 262 | 23 | R | Mississippi State | Atlanta, GA | FA '20 |
| 85 | Tomlinson, Eric | TE | 6-6 | 263 | 28 | 4 | UTEP | Oklahoma City, OK | FA '20 |
| 39 | Warrior, Nigel | S | 6-1 | 197 | 23 | R | Tennessee | College Park, GA | FA '20 |
| 34 | Williams, Ty'Son | RB | 6-0 | 220 | 24 | R | BYU | Sumter, SC | FA '20 |
| 87 | Wolf, Eli | TE | 6-4 | 238 | 23 | R | Georgia | Minster, OH | FA '20 |
| Roster Exemption (1) | | | | | | | | | |
| 88 | Bryant, Dez | WR | 6-2 | 220 | 32 | 8 | Oklahoma State | Galveston County, TX | FA '20 |
| Reserve/NFIN (1) | | | | | | | | | |
| 88 | Breeland, Jake | TE | 6-6 | 252 | 24 | R | Oregon | Rancho Santa Margarita, CA | FA '20 |
| Injured Reserve - Designated For Return (1) | | | | | | | | | |
| 10 | Moore, Chris | WR/RS | 6-1 | 200 | 27 | 5 | Cincinnati | Tampa, FL | D4b '16 |
| Injured Reserve (11) | | | | | | | | | |
| 50 | Alaka, Otaru | ILB | 6-3 | 239 | 24 | 2 | Texas A&M | Houston, TX | FA '19 |
| 38 | Bonds, Terrell | CB | 5-8 | 182 | 24 | 1 | Tennessee State | Miami, FL | FA '19 |
| 86 | Boyle, Nick | TE | 6-4 | 270 | 27 | 6 | Delaware | Sussex, NJ | D5a '15 |
| 31 | Dorsey, Khalil | CB | 5-9 | 181 | 22 | R | Northern Arizona | Ontario, CA | FA '20 |
| 3 | Griffin III, Robert | QB | 6-2 | 213 | 30 | 8 | Baylor | Copperas Cove, TX | FA '18 |
| 37 | Marshall, Iman | CB | 6-1 | 210 | 23 | 2 | Southern California | Long Beach, CA | D4c '19 |
| 7 | McSorley, Trace | QB | 6-0 | 202 | 25 | 2 | Penn State | Ashburn, VA | D6 '19 |
| 79 | Stanley, Ronnie | T | 6-6 | 315 | 26 | 5 | Notre Dame | Las Vegas, NV | D1 '16 |
| 84 | Wesley, Antoine | WR | 6-4 | 206 | 23 | 1 | Texas Tech | Las Vegas, NV | FA '19 |
| 18 | White, DeAndrew | WR | 6-0 | 195 | 29 | 2 | Alabama | Houston, TX | FA '20 |
| 25 | Young, Tavon | CB | 5-9 | 185 | 26 | 5 | Temple | Oxon Hill, MD | D4a '16 |
| Reserve/COVID-19 (1) | | | | | | | | | |
| 26 | Stone, Geno | S | 5-11 | 207 | 21 | R | Iowa | New Castle, PA | D7 '20 |
| Practice Squad/Injured Reserve (1) | | | | | | | | | |
| 84 | Culkin, Sean | TE | 6-5 | 255 | 27 | 3 | Missouri | Indian Rocks Beach, FL | FA '20 |



NUMERICAL ROSTER

| NO. | NAME | POS. | HT. | WT. | AGE | EXP. | COLLEGE | HOMETOWN | HOW ACQ. |
|--|------------------------|-------|------|-----|-----|------|--------------------------|----------------------------|----------------|
| 4 | Sam Koch | P | 6-1 | 222 | 38 | 15 | Nebraska | Seward, NE | D6a '06 |
| 8 | Lamar Jackson | QB | 6-2 | 212 | 23 | 3 | Louisville | Pompano Beach, FL | D1b '18 |
| 9 | Justin Tucker | K | 6-1 | 183 | 31 | 9 | Texas | Austin, TX | FA '12 |
| 11 | James Proche II | WR | 5-11 | 201 | 24 | R | Southern Methodist | Dallas, TX | D6 '20 |
| 13 | Devin Duvernay | WR | 5-11 | 200 | 23 | R | Texas | Sachse, TX | D3b '20 |
| 15 | Marquise Brown | WR | 5-9 | 180 | 23 | 2 | Oklahoma | Hollywood, FL | D1 '19 |
| 21 | Mark Ingram II | RB | 5-9 | 210 | 30 | 10 | Alabama | Flint, MI | UFA (NO) '19 |
| 22 | Jimmy Smith | CB | 6-2 | 210 | 32 | 10 | Colorado | Colton, CA | D1 '11 |
| 23 | Anthony Averett | CB | 5-11 | 184 | 26 | 3 | Alabama | Woodbury, NJ | D4a '18 |
| 24 | Marcus Peters | CB | 6-0 | 197 | 27 | 6 | Washington | Oakland, CA | TR (LAR) '19 |
| 27 | J.K. Dobbins | RB | 5-10 | 212 | 21 | R | Ohio State | La Grange, TX | D2 '20 |
| 28 | Jordan Richards | S | 5-11 | 215 | 27 | 6 | Stanford | Folsom, CA | FA '19 |
| 29 | Tramon Williams | CB | 5-11 | 191 | 37 | 13 | Louisiana Tech | Houma, LA | FA '20 |
| 32 | DeShon Elliott | S | 6-1 | 210 | 23 | 3 | Texas | Dallas, TX | D6a '18 |
| 33 | Davontae Harris | CB | 5-11 | 200 | 25 | 3 | Illinois State | Wichita, KS | FA '20 |
| 35 | Gus Edwards | RB | 6-1 | 238 | 25 | 3 | Rutgers | Staten Island, NY | FA '18 |
| 36 | Chuck Clark | S | 6-0 | 205 | 25 | 4 | Virginia Tech | Suffolk, VA | D6 '17 |
| 40 | Malik Harrison | ILB | 6-3 | 247 | 22 | R | Ohio State | Columbus, OH | D3c '20 |
| 41 | Anthony Levine Sr. | DB/LB | 5-11 | 207 | 33 | 9 | Tennessee State | Abbeville, LA | FA '12 |
| 42 | Patrick Ricard | FB/DL | 6-3 | 303 | 26 | 4 | Maine | Spencer, MA | FA '17 |
| 43 | Justice Hill | RB | 5-10 | 200 | 23 | 2 | Oklahoma State | Tulsa, OK | D4a '19 |
| 44 | Marlon Humphrey | CB | 6-0 | 197 | 24 | 4 | Alabama | Hoover, AL | D1 '17 |
| 45 | Jaylon Ferguson | OLB | 6-5 | 270 | 25 | 2 | Louisiana Tech | St. Francisville, LA | D3a '19 |
| 46 | Morgan Cox | LS | 6-4 | 235 | 34 | 11 | Tennessee | Collierville, TN | FA '10 |
| 48 | Patrick Queen | ILB | 6-0 | 232 | 21 | R | Louisiana State | Ventress, LA | D1 '20 |
| 49 | Chris Board | ILB | 6-2 | 237 | 25 | 3 | North Dakota State | Orlando, FL | FA '18 |
| 53 | Jihad Ward | DE | 6-5 | 287 | 26 | 5 | Illinois | Philadelphia, PA | FA '19 |
| 54 | Tyus Bowser | OLB | 6-3 | 242 | 25 | 4 | Houston | Tyler, TX | D2 '17 |
| 57 | Kristian Welch | ILB | 6-3 | 240 | 22 | R | Iowa | Iola, WI | FA '20 |
| 58 | L.J. Fort | ILB | 6-0 | 232 | 30 | 6 | Northern Iowa | Waynesville, MO | FA '19 |
| 63 | Trystan Colon-Castillo | C | 6-3 | 313 | 22 | R | Missouri | Webb City, MO | FA '20 |
| 65 | Patrick Mekari | G/C | 6-4 | 308 | 23 | 2 | Cal-Berkeley | Westlake Village, CA | FA '19 |
| 67 | Ben Bredeson | G | 6-5 | 315 | 22 | R | Michigan | Hartland, WI | D4 '20 |
| 68 | Matt Skura | C/G | 6-3 | 313 | 27 | 4 | Duke | Columbus, OH | FA '16 |
| 70 | D.J. Fluker | G/T | 6-5 | 342 | 29 | 8 | Alabama | New Orleans, LA | FA '20 |
| 71 | Justin Ellis | DT | 6-2 | 350 | 29 | 7 | Louisiana Tech | Neville, LA | FA '19 |
| 72 | Ben Powers | G | 6-4 | 310 | 24 | 2 | Oklahoma | Wichita, KS | D4b '19 |
| 74 | Tyre Phillips | G/T | 6-5 | 330 | 23 | R | Mississippi State | Grenada, MS | D3d '20 |
| 77 | Bradley Bozeman | G/C | 6-5 | 325 | 26 | 3 | Alabama | Roanoke, AL | D6c '18 |
| 78 | Orlando Brown Jr. | T | 6-8 | 355 | 24 | 3 | Oklahoma | Baltimore, MD | D3a '18 |
| 80 | Miles Boykin | WR | 6-4 | 220 | 24 | 2 | Notre Dame | New Lenox, IL | D3b '19 |
| 82 | Luke Willson | TE | 6-5 | 254 | 30 | 8 | Rice | LaSalle, Ontario | FA '20 |
| 83 | Willie Snead IV | WR/RS | 5-11 | 200 | 28 | 6 | Ball State | Muskegon, MI | RSFA (NO) '18 |
| 89 | Mark Andrews | TE | 6-5 | 256 | 25 | 3 | Oklahoma | Scottsdale, AZ | D3b '18 |
| 90 | Pernell McPhee | OLB | 6-3 | 269 | 31 | 10 | Mississippi State | Pahokee, FL | UFA '20 |
| 91 | Yannick Ngakoue | DE | 6-2 | 246 | 25 | 5 | Maryland | Bowie, MD | TR (Min.) '20 |
| 92 | Justin Madubuike | DT | 6-3 | 300 | 23 | R | Texas A&M | McKinney, TX | D3a '20 |
| 93 | Calais Campbell | DE | 6-8 | 300 | 34 | 13 | Miami (Fla.) | Denver, CO | TR (Jax.) '20 |
| 95 | Derek Wolfe | DE | 6-5 | 285 | 30 | 9 | Cincinnati | East Liverpool, OH | UFA (Den.) '20 |
| 96 | Broderick Washington | DT | 6-2 | 305 | 24 | R | Texas Tech | Longview, TX | D5 '20 |
| 98 | Brandon Williams | DT | 6-1 | 336 | 31 | 8 | Missouri Southern St. | Kirkwood, MO | D3 '13 |
| 99 | Matthew Judon | OLB | 6-3 | 261 | 28 | 5 | Grand Valley State | West Bloomfield, MI | D5 '16 |
| Practice Squad (14) | | | | | | | | | |
| 2 | Tyler Huntley | QB | 6-1 | 196 | 22 | R | Utah | Hallandale Beach, FL | FA '20 |
| 17 | Nate Brooks | DB | 6-0 | 192 | 24 | 1 | North Texas | Whitehouse, TX | FA '20 |
| 34 | Ty'Son Williams | RB | 6-0 | 220 | 24 | R | BYU | Sumter, SC | FA '20 |
| 39 | Nigel Warrior | S | 6-1 | 197 | 23 | R | Tennessee | College Park, GA | FA '20 |
| 47 | Pierre Desir | DB | 6-1 | 192 | 30 | 7 | Lindenwood | Port-au-Prince, Haiti | FA '20 |
| 51 | Aaron Adeoye | OLB | 6-6 | 250 | 27 | 1 | Southeast Missouri State | Marion, IL | FA '19 |
| 60 | Nick Moore | LS | 6-2 | 248 | 28 | 1 | Georgia | Snellville, GA | FA '20 |
| 61 | R.J. Prince | G/T | 6-6 | 320 | 25 | 1 | North Carolina | Albemarle, NC | FA '20 |
| 64 | Parker Ehinger | G | 6-6 | 310 | 27 | 4 | Cincinnati | Rockford, MI | FA '20 |
| 69 | Aaron Crawford | DT | 6-1 | 315 | 23 | R | North Carolina | Ashburn, VA | FA '20 |
| 81 | Jaylon Moore | WR | 5-11 | 191 | 23 | R | Tennessee-Martin | Memphis, TN | FA '20 |
| 85 | Eric Tomlinson | TE | 6-6 | 263 | 28 | 4 | UTEP | Oklahoma City, OK | FA '20 |
| 87 | Eli Wolf | TE | 6-4 | 238 | 23 | R | Georgia | Minster, OH | FA '20 |
| 97 | Chauncey Rivers | OLB | 6-2 | 262 | 23 | R | Mississippi State | Atlanta, GA | FA '20 |
| Roster Exemption (1) | | | | | | | | | |
| 88 | Dez Bryant | WR | 6-2 | 220 | 32 | 8 | Oklahoma State | Galveston County, TX | FA '20 |
| Reserve/NFIN (1) | | | | | | | | | |
| 88 | Jake Breealand | TE | 6-6 | 252 | 24 | R | Oregon | Rancho Santa Margarita, CA | FA '20 |
| Injured Reserve - Designated For Return (1) | | | | | | | | | |
| 10 | Chris Moore | WR/RS | 6-1 | 200 | 27 | 5 | Cincinnati | Tampa, FL | D4b '16 |
| Injured Reserve (11) | | | | | | | | | |
| 3 | Robert Griffin III | QB | 6-2 | 213 | 30 | 8 | Baylor | Copperas Cove, TX | FA '18 |
| 7 | Trace McSorley | QB | 6-0 | 202 | 25 | 2 | Penn State | Ashburn, VA | D6 '19 |
| 18 | DeAndrew White | WR | 6-0 | 195 | 29 | 2 | Alabama | Houston, TX | FA '20 |
| 25 | Tavon Young | CB | 5-9 | 185 | 26 | 5 | Temple | Oxon Hill, MD | D4a '16 |
| 31 | Khalil Dorsey | CB | 5-9 | 181 | 22 | R | Northern Arizona | Ontario, CA | FA '20 |
| 37 | Iman Marshall | CB | 6-1 | 210 | 23 | 2 | Southern California | Long Beach, CA | D4c '19 |
| 38 | Terrell Bonds | CB | 5-8 | 182 | 24 | 1 | Tennessee State | Miami, FL | FA '19 |
| 50 | Otaro Alaka | ILB | 6-3 | 239 | 24 | 2 | Texas A&M | Houston, TX | FA '19 |
| 79 | Ronnie Stanley | T | 6-6 | 315 | 26 | 5 | Notre Dame | Las Vegas, NV | D1 '16 |
| 84 | Antoine Wesley | WR | 6-4 | 206 | 23 | 1 | Texas Tech | Las Vegas, NV | FA '19 |
| 86 | Nick Boyle | TE | 6-4 | 270 | 27 | 6 | Delaware | Sussex, NJ | D5a '15 |
| Reserve/COVID-19 (1) | | | | | | | | | |
| 26 | Geno Stone | S | 5-11 | 207 | 21 | R | Iowa | New Castle, PA | D7 '20 |
| Practice Squad/Injured Reserve (1) | | | | | | | | | |
| 84 | Sean Culkin | TE | 6-5 | 255 | 27 | 3 | Missouri | Indian Rocks Beach, FL | FA '20 |



POSITIONAL ROSTER

QUARTERBACKS (4)

| NO. | NAME | POS. | HT. | WT. | AGE | EXP. | COLLEGE | HOMETOWN | HOW ACQ. |
|-----|-------------------------|------|-----|-----|-----|------|------------|----------------------|----------|
| 2 | Tyler Huntley (PS) | QB | 6-1 | 196 | 22 | R | Utah | Hallandale Beach, FL | FA '20 |
| 3 | Robert Griffin III (IR) | QB | 6-2 | 213 | 30 | 8 | Baylor | Copperas Cove, TX | FA '18 |
| 7 | Trace McSorley (IR) | QB | 6-0 | 202 | 25 | 2 | Penn State | Ashburn, VA | D6 '19 |
| 8 | Lamar Jackson | QB | 6-2 | 212 | 23 | 3 | Louisville | Pompano Beach, FL | D1b '18 |

RUNNING BACKS (6)

| NO. | NAME | POS. | HT. | WT. | AGE | EXP. | COLLEGE | HOMETOWN | HOW ACQ. |
|-----|---------------------|-------|------|-----|-----|------|----------------|-------------------|--------------|
| 21 | Mark Ingram II | RB | 5-9 | 210 | 30 | 10 | Alabama | Flint, MI | UFA (NO) '19 |
| 27 | J.K. Dobbins | RB | 5-10 | 212 | 21 | R | Ohio State | La Grange, TX | D2 '20 |
| 34 | Tyson Williams (PS) | RB | 6-0 | 220 | 24 | R | BYU | Sumter, SC | FA '20 |
| 35 | Gus Edwards | RB | 6-1 | 238 | 25 | 3 | Rutgers | Staten Island, NY | FA '18 |
| 42 | Patrick Ricard | FB/DL | 6-3 | 303 | 26 | 4 | Maine | Spencer, MA | FA '17 |
| 43 | Justice Hill | RB | 5-10 | 200 | 23 | 2 | Oklahoma State | Tulsa, OK | D4a '19 |

WIDE RECEIVERS (10)

| NO. | NAME | POS. | HT. | WT. | AGE | EXP. | COLLEGE | HOMETOWN | HOW ACQ. |
|-----|---------------------|-------|------|-----|-----|------|--------------------|----------------------|---------------|
| 10 | Chris Moore (IRD) | WR/RS | 6-1 | 200 | 27 | 5 | Cincinnati | Tampa, FL | D4b '16 |
| 11 | James Proche II | WR | 5-11 | 201 | 24 | R | Southern Methodist | Dallas, TX | D6 '20 |
| 13 | Devin Duvernay | WR | 5-11 | 200 | 23 | R | Texas | Sachse, TX | D3b '20 |
| 15 | Marquise Brown | WR | 5-9 | 180 | 23 | 2 | Oklahoma | Hollywood, FL | D1 '19 |
| 18 | DeAndrew White (IR) | WR | 6-0 | 195 | 29 | 2 | Alabama | Houston, TX | FA '20 |
| 80 | Miles Boykin | WR | 6-4 | 220 | 24 | 2 | Notre Dame | New Lenox, IL | D3b '19 |
| 81 | Jaylon Moore (PS) | WR | 5-11 | 191 | 23 | R | Tennessee-Martin | Memphis, TN | FA '20 |
| 83 | Willie Snead IV | WR/RS | 5-11 | 200 | 28 | 6 | Ball State | Muskegon, MI | RSFA (NO) '18 |
| 84 | Antoine Wesley (IR) | WR | 6-4 | 206 | 23 | 1 | Texas Tech | Las Vegas, NV | FA '19 |
| 88 | Dez Bryant (#) | WR | 6-2 | 220 | 32 | 8 | Oklahoma State | Galveston County, TX | FA '20 |

TIGHT ENDS (7)

| NO. | NAME | POS. | HT. | WT. | AGE | EXP. | COLLEGE | HOMETOWN | HOW ACQ. |
|-----|-------------------------|------|-----|-----|-----|------|----------|----------------------------|----------|
| 82 | Luke Willson | TE | 6-5 | 254 | 30 | 8 | Rice | LaSalle, Ontario | FA '20 |
| 84 | Sean Culkin (PSIR) | TE | 6-5 | 255 | 27 | 3 | Missouri | Indian Rocks Beach, FL | FA '20 |
| 85 | Eric Tomlinson (PS) | TE | 6-6 | 263 | 28 | 4 | UTEP | Oklahoma City, OK | FA '20 |
| 86 | Nick Boyle (IR) | TE | 6-4 | 270 | 27 | 6 | Delaware | Sussex, NJ | D5a '15 |
| 87 | Eli Wolf (PS) | TE | 6-4 | 238 | 23 | R | Georgia | Minster, OH | FA '20 |
| 88 | Jake Breeeland (R/NFIN) | TE | 6-6 | 252 | 24 | R | Oregon | Rancho Santa Margarita, CA | FA '20 |
| 89 | Mark Andrews | TE | 6-5 | 256 | 25 | 3 | Oklahoma | Scottsdale, AZ | D3b '18 |

OFFENSIVE LINE (12)

| NO. | NAME | POS. | HT. | WT. | AGE | EXP. | COLLEGE | HOMETOWN | HOW ACQ. |
|-----|------------------------|------|-----|-----|-----|------|-------------------|----------------------|----------|
| 61 | R.J. Prince (PS) | G/T | 6-6 | 320 | 25 | 1 | North Carolina | Albemarle, NC | FA '20 |
| 63 | Trystan Colon-Castillo | C | 6-3 | 313 | 22 | R | Missouri | Webb City, MO | FA '20 |
| 64 | Parker Evinger (PS) | G | 6-6 | 310 | 27 | 4 | Cincinnati | Rockford, MI | FA '20 |
| 65 | Patrick Mekari | G/C | 6-4 | 308 | 23 | 2 | Cal-Berkeley | Westlake Village, CA | FA '19 |
| 67 | Ben Bredeson | G | 6-5 | 315 | 22 | R | Michigan | Hartland, WI | D4 '20 |
| 68 | Matt Skura | C/G | 6-3 | 313 | 27 | 4 | Duke | Columbus, OH | FA '16 |
| 70 | D.J. Fluker | G/T | 6-5 | 342 | 29 | 8 | Alabama | New Orleans, LA | FA '20 |
| 72 | Ben Powers | G | 6-4 | 310 | 24 | 2 | Oklahoma | Wichita, KS | D4b '19 |
| 74 | Tyre Phillips | G/T | 6-5 | 330 | 23 | R | Mississippi State | Grenada, MS | D3d '20 |
| 77 | Bradley Bozeman | G/C | 6-5 | 325 | 26 | 3 | Alabama | Roanoke, AL | D6c '18 |
| 78 | Orlando Brown Jr. | T | 6-8 | 355 | 24 | 3 | Oklahoma | Baltimore, MD | D3a '18 |
| 79 | Ronnie Stanley (IR) | T | 6-6 | 315 | 26 | 5 | Notre Dame | Las Vegas, NV | D1 '16 |

LINEBACKERS (12)

| NO. | NAME | POS. | HT. | WT. | AGE | EXP. | COLLEGE | HOMETOWN | HOW ACQ. |
|-----|----------------------|------|-----|-----|-----|------|--------------------------|----------------------|----------|
| 40 | Malik Harrison | ILB | 6-3 | 247 | 22 | R | Ohio State | Columbus, OH | D3c '20 |
| 45 | Jaylon Ferguson | OLB | 6-5 | 270 | 25 | 2 | Louisiana Tech | St. Francisville, LA | D3a '19 |
| 48 | Patrick Queen | ILB | 6-0 | 232 | 21 | R | Louisiana State | Ventress, LA | D1 '20 |
| 49 | Chris Board | ILB | 6-2 | 237 | 25 | 3 | North Dakota State | Orlando, FL | FA '18 |
| 50 | Otaro Alaka (IR) | ILB | 6-3 | 239 | 24 | 2 | Texas A&M | Houston, TX | FA '19 |
| 51 | Aaron Adeoye (PS) | OLB | 6-5 | 250 | 27 | 1 | Southeast Missouri State | Marion, IL | FA '19 |
| 54 | Tyus Bowser | OLB | 6-3 | 242 | 25 | 4 | Houston | Tyler, TX | D2 '17 |
| 57 | Kristian Welch | ILB | 6-3 | 240 | 22 | R | Iowa | Iola, WI | FA '20 |
| 58 | L.J. Fort | ILB | 6-0 | 232 | 30 | 6 | Northern Iowa | Waynesville, MO | FA '19 |
| 90 | Pernell McPhee | OLB | 6-3 | 269 | 31 | 10 | Mississippi State | Pahokee, FL | UFA '20 |
| 97 | Chauncey Rivers (PS) | OLB | 6-2 | 262 | 23 | R | Mississippi State | Atlanta, GA | FA '20 |
| 99 | Matthew Judon | OLB | 6-3 | 261 | 28 | 5 | Grand Valley State | West Bloomfield, MI | D5 '16 |

DEFENSIVE BACKS (18)

| NO. | NAME | POS. | HT. | WT. | AGE | EXP. | COLLEGE | HOMETOWN | HOW ACQ. |
|-----|--------------------|-------|------|-----|-----|------|---------------------|-----------------------|--------------|
| 17 | Nate Brooks (PS) | DB | 6-0 | 192 | 24 | 1 | North Texas | Whitehouse, TX | FA '20 |
| 22 | Jimmy Smith | CB | 6-2 | 210 | 32 | 10 | Colorado | Colton, CA | D1 '11 |
| 23 | Anthony Averett | CB | 5-11 | 184 | 26 | 3 | Alabama | Woodbury, NJ | D4a '18 |
| 24 | Marcus Peters | CB | 6-0 | 197 | 27 | 6 | Washington | Oakland, CA | TR (LAR) '19 |
| 25 | Tavon Young (IR) | CB | 5-9 | 185 | 26 | 5 | Temple | Oxon Hill, MD | D4a '16 |
| 26 | Geno Stone (R/C19) | S | 5-11 | 207 | 21 | R | Iowa | New Castle, PA | D7 '20 |
| 28 | Jordan Richards | S | 5-11 | 215 | 27 | 6 | Stanford | Folsom, CA | FA '19 |
| 29 | Tramon Williams | CB | 5-11 | 191 | 37 | 13 | Louisiana Tech | Houma, LA | FA '20 |
| 31 | Khalil Dorsey (IR) | CB | 5-9 | 181 | 22 | R | Northern Arizona | Ontario, CA | FA '20 |
| 32 | DeShon Elliott | S | 6-1 | 210 | 23 | 3 | Texas | Dallas, TX | D6a '18 |
| 33 | Davontae Harris | CB | 5-11 | 200 | 25 | 3 | Illinois State | Wichita, KS | FA '20 |
| 36 | Chuck Clark | S | 6-0 | 205 | 25 | 4 | Virginia Tech | Suffolk, VA | D6 '17 |
| 37 | Iman Marshall (IR) | CB | 6-1 | 210 | 23 | 2 | Southern California | Long Beach, CA | D4c '19 |
| 38 | Terrell Bonds (IR) | CB | 5-8 | 182 | 24 | 1 | Tennessee State | Miami, FL | FA '19 |
| 39 | Nigel Warrior (PS) | S | 6-1 | 197 | 23 | R | Tennessee | College Park, GA | FA '20 |
| 41 | Anthony Levine Sr. | DB/LB | 5-11 | 207 | 33 | 9 | Tennessee State | Abbeville, LA | FA '12 |
| 44 | Marlon Humphrey | CB | 6-0 | 197 | 24 | 4 | Alabama | Hoover, AL | D1 '17 |
| 47 | Pierre Desir (PS) | DB | 6-1 | 192 | 30 | 7 | Lindenwood | Port au-Prince, Haiti | FA '20 |

DEFENSIVE LINE (9)

| NO. | NAME | POS. | HT. | WT. | AGE | EXP. | COLLEGE | HOMETOWN | HOW ACQ. |
|-----|----------------------|------|-----|-----|-----|------|-----------------------|--------------------|----------------|
| 53 | Jihad Ward | DE | 6-5 | 287 | 26 | 5 | Illinois | Philadelphia, PA | FA '19 |
| 69 | Aaron Crawford (PS) | DE | 6-1 | 315 | 23 | R | North Carolina | Ashburn, VA | FA '20 |
| 71 | Justin Ellis | DT | 6-2 | 350 | 29 | 7 | Louisiana Tech | Neville, LA | FA '19 |
| 91 | Yannick Ngakoue | DE | 6-2 | 246 | 25 | 5 | Maryland | Bowie, MD | TR (Min.) '20 |
| 92 | Justin Madubuike | DT | 6-3 | 300 | 23 | R | Texas A&M | McKinney, TX | D3a '20 |
| 93 | Calais Campbell | DE | 6-8 | 300 | 34 | 13 | Miami (Fla.) | Denver, CO | TR (Jax.) '20 |
| 95 | Derek Wolfe | DE | 6-5 | 285 | 30 | 9 | Cincinnati | East Liverpool, OH | UFA (Den.) '20 |
| 96 | Broderick Washington | DT | 6-2 | 305 | 24 | R | Texas Tech | Longview, TX | D5 '20 |
| 98 | Brandon Williams | DT | 6-1 | 336 | 31 | 8 | Missouri Southern St. | Kirkwood, MO | D3 '13 |

SPECIALISTS (4)

| NO. | NAME | POS. | HT. | WT. | AGE | EXP. | COLLEGE | HOMETOWN | HOW ACQ. |
|-----|-----------------|------|-----|-----|-----|------|-----------|------------------|----------|
| 4 | Sam Koch | P | 6-1 | 222 | 38 | 15 | Nebraska | Seward, NE | D6a '06 |
| 9 | Justin Tucker | K | 6-1 | 183 | 31 | 9 | Texas | Austin, TX | FA '12 |
| 46 | Morgan Cox | LS | 6-4 | 235 | 34 | 11 | Tennessee | Collierville, TN | FA '10 |
| 60 | Nick Moore (PS) | LS | 6-2 | 248 | 28 | 1 | Georgia | Snellville, GA | FA '20 |



DEPTH CHART

Compiled by Ravens PR staff on Dec. 15

OFFENSE

| | | | | | | |
|----|----|--------------------|-----------|-----------------------|-----------|-------------------------------------|
| WR | 83 | Willie Snead IV | 80 | Miles Boykin | 88 | Dez Bryant ~ |
| WR | 15 | Marquise Brown | <u>13</u> | <u>Devin Duvernay</u> | <u>11</u> | <u>James Proche II</u> |
| LT | 78 | Orlando Brown Jr. | | | | |
| LG | 77 | Bradley Bozeman | 68 | Matt Skura | <u>67</u> | <u>Ben Bredeson</u> |
| C | 65 | Patrick Mekari | 68 | Matt Skura | <u>63</u> | <u>Trystan Colon-Castillo</u> |
| RG | 72 | Ben Powers | <u>74</u> | <u>Tyre Phillips</u> | <u>67</u> | <u>Ben Bredeson</u> |
| RT | 70 | D.J. Fluker - or - | <u>74</u> | <u>Tyre Phillips</u> | | |
| TE | 89 | Mark Andrews | 82 | Luke Willson* | | |
| QB | 8 | Lamar Jackson | | | | |
| FB | 42 | Patrick Ricard | | | | |
| RB | 21 | Mark Ingram II | 35 | Gus Edwards - or - | <u>27</u> | <u>J.K. Dobbins</u> 43 Justice Hill |

DEFENSE

| | | | | | | |
|------|-----------|----------------------|-----------|-------------------------|-----------|-----------------------------|
| DT | 93 | Calais Campbell | <u>92</u> | <u>Justin Madubuike</u> | <u>96</u> | <u>Broderick Washington</u> |
| NT | 98 | Brandon Williams | 71 | Justin Ellis | | |
| DE | 95 | Derek Wolfe | 53 | Jihad Ward | | |
| RUSH | 91 | Yannick Ngakoue | 90 | Pernell McPhee | 45 | Jaylon Ferguson |
| MLB | <u>48</u> | <u>Patrick Queen</u> | 49 | Chris Board | <u>57</u> | <u>Kristian Welch</u> |
| WLB | 58 | L.J. Fort - or - | <u>40</u> | <u>Malik Harrison</u> | | |
| SAM | 99 | Matthew Judon | 54 | Tyus Bowser | | |
| LCB | 24 | Marcus Peters | 22 | Jimmy Smith | 33 | Davontae Harris |
| SS | 36 | Chuck Clark | 41 | Anthony Levine Sr. | | |
| FS | 32 | DeShon Elliott | 28 | Jordan Richards | <u>26</u> | <u>Geno Stone+</u> |
| RCB | 44 | Marlon Humphrey | 29 | Tramon Williams* | | |

SPECIAL TEAMS

| | | | | | | |
|-----|-----------|------------------------|----|-----------------|-----------|------------------------|
| P | 4 | Sam Koch | | | | |
| K | 9 | Justin Tucker | | | | |
| H | 4 | Sam Koch | | | | |
| LS | 46 | Morgan Cox | | | | |
| KOR | <u>13</u> | <u>Devin Duvernay</u> | 43 | Justice Hill | <u>11</u> | <u>James Proche II</u> |
| PR | <u>11</u> | <u>James Proche II</u> | 83 | Willie Snead IV | 15 | Marquise Brown |

All Rookies Underlined * Missed Last Game w/ Injury + Reserve/COVID-19 ~ Exempt/COVID-19

PRONUNCIATIONS

PLAYERS: Aaron Adeoye (uh-DAY-oh-yay); Otar Alaka (oh-TARE-oh); Calais Campbell (cuh-LAY-us); Khalil Dorsey (kuh-LIL); Devin Duvernay (DOO-ver-nay); Parker Ehinger (en-GUR); Matthew Judon (JOO-don); Sam Koch (Cook); Anthony Levine Sr. (luh-VEEN); Justin Madubuike (mad-uh-BEE-kay); Patrick Mekari (muh-CARE-ee); Yannick Ngakoue (yah-NEEK, in-GAH-kway); James Proche (pro-SHAY); Matt Skura (SKUR-uh); Jihad Ward (JUH-hahd); Tavon Young (TAY-von)
COACHES: Richard Angulo (an-GOO-low); Andy Bischoff (BISH-off); Joe D'Alessandris (dell-ah-SAN-dress); Craig Ver Steeg (ver-STEGG); T.J. Weist (WEEST)

COACHING STAFF

| | |
|---|--|
| John Harbaugh - Head Coach | Chris Hewitt - Pass Defense Coordinator |
| Chris Horton - Special Teams Coordinator | Sterling Lucas - Defensive Asst./D-line |
| Don Martindale - Defensive Coordinator | Mike Macdonald - Linebackers Coach |
| Greg Roman - Offensive Coordinator | Jesse Minter - Defensive Backs Coach |
| David Culley - Asst. Head Coach/Pass Coord./WRs | Steve Saunders - Head Strength & Conditioning Coach |
| Richard Angulo - Asst. Offensive Line Coach | James Urban - Quarterbacks Coach |
| Andy Bischoff - Asst. Tight Ends Coach | Craig Ver Steeg - Sr. Assistant/RBs |
| Randy Brown - Special Teams Coach | Anthony Watson - Asst. Strength & Conditioning Coach |
| Joe Cullen - Defensive Line Coach | Matt Weiss - Running Backs Coach |
| Joe D'Alessandris - Offensive Line Coach | T.J. Weist - Asst. Special Teams Coach |
| Bobby Ingram - Tight Ends Coach | Drew Wilkins - Outside Linebackers Coach |

HOW THE RAVENS ARE BUILT

| YEAR | DRAFTEES (34) | FREE AGENTS (22) | ROOKIE FREE AGENT (22) | TRADES/WAIVERS (4) |
|------|--|---|--|---|
| 2006 | P Sam Koch (6a) | | | |
| 2010 | | | LS Morgan Cox (FA '10) | |
| 2011 | CB Jimmy Smith (1) | | | |
| 2012 | | DB/LB Anthony Levine Sr. (FA '12) | K Justin Tucker (FA '12) | |
| 2013 | DT Brandon Williams (3) | | | |
| 2015 | TE Nick Boyle (5a) * | | | |
| 2016 | T Ronnie Stanley (1) * CB Tavon Young (4a) * WR/RS Chris Moore (4b) ϕ OLB Matthew Judon (5) | | C/G Matt Skura (FA '16) | |
| 2017 | CB Marlon Humphrey (1) OLB Tyus Bowser (2) S Chuck Clark (6) | | FB/DL Patrick Ricard (FA '17) | |
| 2018 | QB Lamar Jackson (1b) T Orlando Brown Jr. (3a) TE Mark Andrews (3b) CB Anthony Averett (4a) S DeShon Elliott (6a) G/C Bradley Bozeman (6c) | QB Robert Griffin III (FA '18) * WR/RS Willie Snead IV (RSFA NO '18) | ILB Chris Board (FA '18) RB Gus Edwards (FA '18) | |
| 2019 | WR Marquise Brown (1) OLB Jaylon Ferguson (3a) WR Miles Boykin (3b) RB Justice Hill (4a) G Ben Powers (4b) CB Iman Marshall (4c) * QB Trace McSorley (6) * | DT Justin Ellis (FA '19) ILB L.J. Fort (FA '19) RB Mark Ingram II (UFA NO '19) S Jordan Richards (FA '19) DE Jihad Ward (FA '19) | OLB Aaron Adeoye (FA '19) ^ ILB Otaru Alaka (FA '19) * CB Terrell Bonds (FA '19) * G/C Patrick Mekari (FA '19) WR Antoine Wesley (FA '19) * | CB Marcus Peters (TR LAR '19) |
| 2020 | ILB Patrick Queen (1) RB J.K. Dobbins (2) DT Justin Madubuike (3a) WR Devin Duvernay (3b) ILB Malik Harrison (3c) G/T Tyre Phillips (3d) G Ben Bredeson (4) DT Broderick Washington (5) WR James Proche II (6) S Geno Stone (7) v | DB Nate Brooks (FA '20) ^ WR Dez Bryant (FA '20) # TE Sean Culkin (FA '20) z DB Pierre Desir (FA '20) ^ G Parker Ehinger (FA '20) ^ G/T D.J. Fluker (FA '20) OLB Pernell McPhee (UFA '20) LS Nick Moore (FA '20) ^ G/T R.J. Prince (FA '20) ^ TE Eric Tomlinson (FA '20) ^ WR DeAndrew White (FA '20) * CB Tramon Williams (FA '20) TE Luke Willson (FA '20) DE Derek Wolfe (UFA Den. '20) | TE Jake Breeland (FA '20) δ C Trystan Colon-Castillo (FA '20) DT Aaron Crawford (FA '20) ^ CB Khalil Dorsey (FA '20) * QB Tyler Huntley (FA '20) ^ WR Jaylon Moore (FA '20) ^ OLB Chauncey Rivers (FA '20) ^ S Nigel Warrior (FA '20) ^ ILB Kristian Welch (FA '20) RB Ty'Son Williams (FA '20) ^ TE Eli Wolf (FA '20) ^ | DE Calais Campbell (TR Jax. '20) CB Davontae Harris (FA '20) DE Yannick Ngakoue (TR Min. '20) |

Key: *Injured Reserve, ^Practice Squad, RFA = Rookie Free Agent, RSFA = Restricted Free Agent, TR = Trade, UFA = Unrestricted Free Agent, δ = Reserve/NFI, z = Practice Squad Injured Reserve, v = Reserve/COVID-19, ϕ = Return from IR, # - Roster Exemption

PARTICIPATION CHART

| PLAYERS | CLE | @ HOU | KC | @ WAS | CIN | @ PHI | PIT | @ IND | @ NE | TEN | @ PIT | DAL | @ CLE | JAX | NYG | @ CIN | GP | GS | DNP | IN |
|----------------------|--------|--------|--------|--------|--------|--------|--------|--------|--------|--------|--------|--------|--------|-----|-----|-------|----|----|-----|----|
| Jerrell Adams | PS | PS | PS | PS | PS | NOT | NOT | NOT | NOT | NOT | NOT | NOT | NOT | - | - | - | 0 | 0 | 0 | 0 |
| Aaron Adeoye | PS | PS | PS | PS | PS | PS | PS | PS | PS | PS | PS | PS | PS | - | - | - | 1 | 0 | 0 | 0 |
| Otaro Alaka | P | P | P | P | P | IR | IR | IR | IR | IR | IR | IR | IR | - | - | - | 5 | 0 | 0 | 0 |
| Mark Andrews | P | P | P | TE | P | P | P | P | TE | P | R/C19 | R/C19 | P | - | - | - | 11 | 2 | 0 | 0 |
| Anthony Averett | P | P | P | RCB | P | P | IR | IR | IR | IR | IR | P | N | - | - | - | 7 | 1 | 0 | 1 |
| Chris Board | P | P | P | P | P | P | MLB | P | P | P | P | P | WLB | - | - | - | 13 | 2 | 0 | 0 |
| Tommy Bohanon | A | A | A | A | A | A | A | A | A | A | A | A | PS | - | - | - | 0 | 0 | 0 | 0 |
| Terrell Bonds | PS | PS | P | PS | PS | PS | CB | P | IR | R/C19 | R/C19 | R/C19 | R/C19 | - | - | - | 4 | 1 | 0 | 0 |
| Tyus Bowser | P | P | P | P | P | P | P | P | P | P | P | SAM | P | - | - | - | 13 | 1 | 0 | 0 |
| Miles Boykin | WR | WR | P | WR | P | WR | WR | WR | WR | P | WR | WR | WR | - | - | - | 13 | 10 | 0 | 0 |
| Nick Boyle | TE | TE | TE | TE | TE | TE | TE | TE | TE | IR | IR | IR | IR | - | - | - | 9 | 9 | 0 | 0 |
| Bradley Bozeman | LG | LG | LG | LG | LG | LG | LG | LG | LG | LG | LG | LG | LG | - | - | - | 13 | 13 | 0 | 0 |
| Ben Bredeson | N | N | N | P | P | N | N | P | N | P | N | P | P | - | - | - | 7 | 0 | 0 | 6 |
| Jake Breealand | R/NFIN | R/NFIN | R/NFIN | R/NFIN | R/NFIN | R/NFIN | R/NFIN | R/NFIN | R/NFIN | R/NFIN | R/NFIN | R/NFIN | R/NFIN | - | - | - | 0 | 0 | 0 | 0 |
| Nate Brooks | NOT | NOT | NOT | NOT | NOT | NOT | NOT | NOT | PS | PS | PS | PS | PS | - | - | - | 0 | 0 | 0 | 0 |
| Marquise Brown | P | WR | WR | WR | WR | WR | WR | WR | WR | WR | WR | WR | WR | - | - | - | 13 | 12 | 0 | 0 |
| Orlando Brown Jr. | RT | RT | RT | LT | RT | RT | RT | LT | LT | LT | LT | LT | LT | - | - | - | 13 | 13 | 0 | 0 |
| Dez Bryant | NOT | NOT | NOT | NOT | NOT | NOT | PS | P | PS | P | P | X | R/C19 | - | - | - | 3 | 0 | 1 | 0 |
| Calais Campbell | DT | DT | DT | DT | DT | DT | DT | DT | N | N | R/C19 | DT | DT | - | - | - | 10 | 10 | 0 | 2 |
| Chuck Clark | SS | SS | SS | SS | SS | SS | SS | SS | SS | SS | SS | SS | SS | - | - | - | 13 | 13 | 0 | 0 |
| T. Colon-Castillo | PS | PS | PS | PS | N | N | N | X | X | X | C | N | N | - | - | - | 1 | 1 | 3 | 5 |
| Morgan Cox | P | P | P | P | P | P | P | P | P | P | R/C19 | P | P | - | - | - | 12 | 0 | 0 | 0 |
| Aaron Crawford | PS | PS | PS | PS | PS | PS | PS | PS | PS | PS | P | PS | PS | - | - | - | 1 | 0 | 0 | 0 |
| Sean Culkin | NOT | NOT | PS | PS | PS | PS | PS | PS | PS | PS | P | PSIR | PSIR | - | - | - | 1 | 0 | 0 | 0 |
| Pierre Desir | A | A | A | A | A | A | A | A | A | A | PS | P | PS | - | - | - | 1 | 0 | 0 | 0 |
| J.K. Dobbins | P | P | P | P | P | P | P | P | P | P | R/C19 | P | P | - | - | - | 12 | 0 | 0 | 0 |
| Khalil Dorsey | PS | PS | P | P | P | P | P | P | IR | IR | IR | IR | IR | - | - | - | 6 | 0 | 0 | 0 |
| Devin Duvernay | P | P | P | P | P | P | P | P | P | P | WR | WR | P | - | - | - | 13 | 2 | 0 | 0 |
| Gus Edwards | P | P | P | P | P | P | RB | RB | P | RB | RB | P | P | - | - | - | 13 | 4 | 0 | 0 |
| Parker Ehinger | NOT | NOT | NOT | NOT | NOT | NOT | NOT | NOT | NOT | NOT | NOT | PS | PS | - | - | - | 0 | 0 | 0 | 0 |
| DeShon Elliott | FS | FS | FS | FS | FS | FS | FS | FS | FS | FS | FS | FS | FS | - | - | - | 13 | 13 | 0 | 0 |
| Justin Ellis | P | P | P | P | N | NT | N | P | P | NT | NT | P | P | - | - | - | 11 | 3 | 0 | 2 |
| Jaylon Ferguson | P | P | P | P | P | P | P | P | P | P | SAM | P | N | - | - | - | 12 | 1 | 0 | 1 |
| D.J. Fluker | P | P | P | RT | P | P | P | RT | RT | RT | RT | P | P | - | - | - | 13 | 5 | 0 | 0 |
| L.J. Fort | P | WLB | WLB | WLB | WLB | WLB | WLB | N | N | P | WLB | P | P | - | - | - | 11 | 7 | 0 | 2 |
| Marcus Gilchrist | NOT | NOT | NOT | PS | P | P | A | A | A | A | A | A | A | - | - | - | 2 | 0 | 0 | 0 |
| Robert Griffin III | P | P | X | P | P | X | X | X | X | X | QB | IR | IR | - | - | - | 5 | 1 | 6 | 0 |
| Xavier Grimble | NOT | PS | PSIR | PSIR | PSIR | PSIR | PSIR | PS | PS | A | A | A | A | - | - | - | 0 | 0 | 0 | 0 |
| Nate Hairston | A | A | A | A | A | PS | PS | PS | PS | PS | PS | PS | PS | - | - | - | 0 | 0 | 0 | 0 |
| Davontae Harris | A | A | A | A | A | A | A | A | # | P | P | RCB | P | - | - | - | 3 | 1 | 0 | 0 |
| Malik Harrison | WLB | WLB | P | P | P | P | P | WLB | WLB | WLB | P | P | P | - | - | - | 13 | 5 | 0 | 0 |
| Justice Hill | N | N | N | P | N | P | P | P | P | P | P | P | P | - | - | - | 9 | 0 | 0 | 4 |
| Will Holden | PS | PS | PS | PS | PS | PS | PS | PS | PS | P | R/C19 | R/C19 | A | - | - | - | 1 | 0 | 0 | 0 |
| Braxton Hoyett | A | A | A | A | A | A | A | A | A | NOT | NOT | PS | PS | - | - | - | 0 | 0 | 0 | 0 |
| Marlon Humphrey | LCB | LCB | DB | DB | DB | DB | LCB | R/C19 | RCB | RCB | RCB | RCB | RCB | - | - | - | 12 | 12 | 0 | 0 |
| Tyler Huntley | PS | PS | PS | PS | PS | PS | PS | PS | PS | X | PS | PS | PS | - | - | - | 0 | 0 | 1 | 0 |
| Mark Ingram II | RB | RB | RB | RB | RB | RB | N | N | RB | P | R/C19 | RB | RB | - | - | - | 10 | 9 | 0 | 2 |
| Lamar Jackson | QB | QB | QB | QB | QB | QB | QB | QB | QB | QB | QB | QB | QB | - | - | - | 12 | 12 | 0 | 0 |
| Matthew Judon | SAM | SAM | SAM | SAM | SAM | SAM | SAM | SAM | SAM | SAM | R/C19 | R/C19 | SAM | - | - | - | 11 | 11 | 0 | 0 |
| Sam Koch | P | P | P | P | P | P | P | P | P | P | P | P | P | - | - | - | 13 | 0 | 0 | 0 |
| Anthony Levine Sr. | P | DB | P | P | P | N | P | P | P | P | P | P | P | - | - | - | 12 | 1 | 0 | 1 |
| Justin Madubuike | N | N | N | N | P | P | P | P | DT | DT | R/C19 | N | P | - | - | - | 7 | 2 | 0 | 5 |
| Iman Marshall | IR | IR | IR | IR | IR | IR | IR | IR | R/C19 | R/C19 | IR | IR | IR | - | - | - | 0 | 0 | 0 | 0 |
| Pernell McPhee | RUSH | RUSH | RUSH | RUSH | RUSH | RUSH | RUSH | P | P | RUSH | R/C19 | RUSH | RUSH | - | - | - | 12 | 10 | 0 | 0 |
| Trace McSorley | N | N | N | N | N | N | N | N | N | R/C19 | P | X | P | - | - | - | 2 | 0 | 1 | 9 |
| Patrick Mekari | P | P | P | P | RG | P | P | RG | C | R/C19 | C | C | C | - | - | - | 12 | 6 | 0 | 0 |
| Chris Moore | N | N | N | N | N | N | P | IR | IR | IR | IR | IRD | IRD | - | - | - | 1 | 0 | 0 | 6 |
| Jaylon Moore | PS | PS | PS | PS | PS | PS | PS | PS | PS | PS | PS | PS | PS | - | - | - | 0 | 0 | 0 | 0 |
| Nick Moore | PS | PS | PS | PS | PS | PS | PS | PS | PS | PS | P | PS | PS | - | - | - | 1 | 0 | 0 | 0 |
| Yannick Ngakoue | A | A | A | A | A | A | P | RUSH | RUSH | P | RUSH | P | P | - | - | - | 7 | 3 | 0 | 0 |
| Marcus Peters | RCB | RCB | LCB | LCB | LCB | LCB | RCB | RCB | LCB | LCB | LCB | LCB | LCB | - | - | - | 13 | 13 | 0 | 0 |
| Tyre Phillips | RG | RG | RG | RG | N | RG | RG | IR | IR | IR | P | RT | RT | - | - | - | 9 | 8 | 0 | 1 |
| Ben Powers | P | P | P | P | P | P | P | P | P | RG | RG | RG | RG | - | - | - | 13 | 4 | 0 | 0 |
| R.J. Prince | NOT | NOT | NOT | NOT | NOT | NOT | NOT | NOT | PS | PS | X | PS | PS | - | - | - | 0 | 0 | 1 | 0 |
| James Proche II | P | P | P | P | P | P | P | P | P | P | P | P | P | - | - | - | 13 | 0 | 0 | 0 |
| Patrick Queen | MLB | MLB | MLB | MLB | MLB | MLB | MLB | MLB | MLB | MLB | MLB | MLB | MLB | - | - | - | 13 | 13 | 0 | 0 |
| Patrick Ricard | FB | P | FB | P | FB | P | FB | P | P | P | R/C19 | FB | FB | - | - | - | 12 | 7 | 0 | 0 |
| Jordan Richards | P | P | P | P | P | P | P | P | P | P | P | P | P | - | - | - | 13 | 0 | 0 | 0 |
| Chauncey Rivers | PS | PS | PS | PS | PS | PS | PS | PS | PS | PS | P | PS | PS | - | - | - | 1 | 0 | 0 | 0 |
| Jake Rodgers | A | A | A | A | A | A | A | A | A | A | N | Active | A | - | - | - | 0 | 0 | 0 | 1 |
| Matt Skura | C | C | C | C | C | C | C | C | C | TE | R/C19 | P | TE | - | - | - | 12 | 11 | 0 | 0 |
| Jimmy Smith | P | P | RCB | P | RCB | RCB | P | RCB | N | P | LCB | N | P | - | - | - | 11 | 5 | 0 | 2 |
| Willie Snead IV | WR | WR | WR | P | WR | WR | P | WR | P | WR | R/C19 | R/C19 | P | - | - | - | 11 | 7 | 0 | 0 |
| Ronnie Stanley | LT | LT | LT | N | LT | LT | LT | IR | IR | IR | IR | IR | IR | - | - | - | 6 | 6 | 0 | 1 |
| Geno Stone | N | N | N | N | PS | PS | PS | P | P | N | R/C19 | R/C19 | R/C19 | - | - | - | 2 | 0 | 0 | 5 |
| Eric Tomlinson | A | A | A | A | A | A | A | A | A | A | TE | P | P | - | - | - | 3 | 1 | 0 | 0 |
| Justin Tucker | P | P | P | P | P | P | P | P | P | P | P | P | P | - | - | - | 13 | 0 | 0 | 0 |
| Jihad Ward | P | P | P | P | P | P | N | N | N | N | R/C19 | P | P | - | - | - | 8 | 0 | 0 | 4 |
| Nigel Warrior | PS | PS | PS | PS | PS | PS | PS | PS | PS | PS | PS | PS | PS | - | - | - | 0 | 0 | 0 | 0 |
| Broderick Washington | P | P | N | P | N | P | N | N | P | P | P | N | N | - | - | - | 7 | 0 | 0 | 6 |
| Kristian Welch | PS | PSIR | PSIR | PSIR | PS | P | P | P | P | P | P | P | P | - | - | - | 8 | 0 | 0 | 0 |
| Antoine Wesley | IR | IR | | | | | | | | | | | | | | | | | | |

GAME-BY-GAME STARTERS

| OFFENSE | | | | | | | | | | | | |
|---------|-----------------|---------------------------|--------------|------------|--------------------------|--------------------|--------------------|-------------------------|----------------|-----------|--------------|-----------|
| DATE | OPPONENT | WR | LT | LG | C | RG | RT | TE | QB | FB | RB | WR |
| 9/13 | Cleveland | W. Snead IV/ M. Boykin | R. Stanley | B. Bozeman | M. Skura | <u>T. Phillips</u> | O. Brown Jr. | N. Boyle | L. Jackson | P. Ricard | M. Ingram II | -- |
| 9/20 | at Houston | M. Boykin/ W. Snead IV | R. Stanley | B. Bozeman | M. Skura | <u>T. Phillips</u> | O. Brown Jr. | N. Boyle | L. Jackson | -- | M. Ingram II | M. Brown |
| 9/28 | Kansas City | W. Snead IV | R. Stanley | B. Bozeman | M. Skura | <u>T. Phillips</u> | O. Brown Jr. | N. Boyle | L. Jackson | P. Ricard | M. Ingram II | M. Brown |
| 10/4 | at Washington | M. Boykin | O. Brown Jr. | B. Bozeman | M. Skura | <u>T. Phillips</u> | D. Fluker | M. Andrews/ N. Boyle | L. Jackson | -- | M. Ingram II | M. Brown |
| 10/11 | Cincinnati | W. Snead IV | R. Stanley | B. Bozeman | M. Skura | P. Mekari | O. Brown Jr. | N. Boyle | L. Jackson | P. Ricard | M. Ingram II | M. Brown |
| 10/18 | at Philadelphia | W. Snead IV/ M. Boykin | R. Stanley | B. Bozeman | M. Skura | <u>T. Phillips</u> | O. Brown Jr. | N. Boyle | L. Jackson | -- | M. Ingram II | M. Brown |
| 11/1 | Pittsburgh | M. Boykin | R. Stanley | B. Bozeman | M. Skura | <u>T. Phillips</u> | O. Brown Jr. | N. Boyle | L. Jackson | P. Ricard | G. Edwards | M. Brown |
| 11/8 | at Indianapolis | W. Snead IV/ M. Boykin | O. Brown Jr. | B. Bozeman | M. Skura | P. Mekari | D. Fluker | N. Boyle | L. Jackson | -- | G. Edwards | M. Brown |
| 11/15 | at New England | M. Boykin | O. Brown Jr. | B. Bozeman | M. Skura | P. Mekari | D. Fluker | N. Boyle/ M. Andrews | L. Jackson | -- | M. Ingram II | M. Brown |
| 11/22 | Tennessee | W. Snead IV | O. Brown Jr. | B. Bozeman | P. Mekari | B. Powers | D. Fluker | M. Skura | L. Jackson | P. Ricard | G. Edwards | M. Brown |
| 12/2 | at Pittsburgh | M. Boykin/ D. Duvernay | O. Brown Jr. | B. Bozeman | <u>T. Colon-Castillo</u> | B. Powers | D. Fluker | E. Tomlinson | R. Griffin III | -- | G. Edwards | M. Brown |
| 12/8 | Dallas | M. Boykin/ D. Duvernay | O. Brown Jr. | B. Bozeman | P. Mekari | B. Powers | <u>T. Phillips</u> | -- | L. Jackson | P. Ricard | M. Ingram II | M. Brown |
| 12/14 | at Cleveland | M. Brown | O. Brown Jr. | B. Bozeman | P. Mekari | B. Powers | <u>T. Phillips</u> | M. Skura | L. Jackson | P. Ricard | M. Ingram II | M. Boykin |
| 12/20 | Jacksonville | -- | -- | -- | -- | -- | -- | -- | -- | -- | -- | -- |
| 12/27 | N.Y. Giants | -- | -- | -- | -- | -- | -- | -- | -- | -- | -- | -- |
| 1/3 | at Cincinnati | -- | -- | -- | -- | -- | -- | -- | -- | -- | -- | -- |

| DEFENSE | | | | | | | | | | | | | |
|---------|-----------------|--------------|-------------|----------|------------|-------------------------------|--------------------|-------------|-------------|----------|------------|-------------|---------------|
| DATE | OPPONENT | DT | NT | DE | RUSH | MLB | WLB | SAM | LCB | SS | FS | RCB | DB |
| 9/13 | Cleveland | C. Campbell | B. Williams | D. Wolfe | P. McPhee | <u>P. Queen</u> | <u>M. Harrison</u> | M. Judon | M. Humphrey | C. Clark | D. Elliott | M. Peters | -- |
| 9/20 | at Houston | C. Campbell | B. Williams | -- | P. McPhee | <u>P. Queen</u> | L. Fort | M. Judon | M. Humphrey | C. Clark | D. Elliott | M. Peters | A. Levine Sr. |
| 9/28 | Kansas City | C. Campbell | B. Williams | -- | P. McPhee | <u>P. Queen</u> | L. Fort | M. Judon | M. Peters | C. Clark | D. Elliott | J. Smith | M. Humphrey |
| 10/4 | at Washington | C. Campbell | B. Williams | -- | P. McPhee | <u>P. Queen</u> | L. Fort | M. Judon | M. Peters | C. Clark | D. Elliott | A. Averett | M. Humphrey |
| 10/11 | Cincinnati | C. Campbell | B. Williams | -- | P. McPhee | <u>P. Queen</u> | L. Fort | M. Judon | M. Peters | C. Clark | D. Elliott | J. Smith | M. Humphrey |
| 10/18 | at Philadelphia | C. Campbell | J. Ellis | -- | P. McPhee | <u>P. Queen</u> | L. Fort | M. Judon | M. Peters | C. Clark | D. Elliott | J. Smith | M. Humphrey |
| 11/1 | Pittsburgh | C. Campbell | B. Williams | -- | P. McPhee | <u>P. Queen</u> / C. Board | L. Fort | M. Judon | M. Peters | C. Clark | D. Elliott | M. Humphrey | -- |
| 11/8 | at Indianapolis | C. Campbell | B. Williams | -- | Y. Ngakoue | <u>P. Queen</u> | <u>M. Harrison</u> | M. Judon | M. Peters | C. Clark | D. Elliott | J. Smith | T. Bonds |
| 11/15 | at New England | J. Madubuike | B. Williams | D. Wolfe | Y. Ngakoue | <u>P. Queen</u> | <u>M. Harrison</u> | M. Judon | M. Peters | C. Clark | D. Elliott | M. Humphrey | -- |
| 11/22 | Tennessee | J. Madubuike | J. Ellis | D. Wolfe | P. McPhee | <u>P. Queen</u> | <u>M. Harrison</u> | M. Judon | M. Peters | C. Clark | D. Elliott | M. Humphrey | -- |
| 12/2 | at Pittsburgh | -- | J. Ellis | D. Wolfe | Y. Ngakoue | <u>P. Queen</u> | L. Fort | J. Ferguson | M. Peters | C. Clark | D. Elliott | J. Smith | M. Humphrey |
| 12/8 | Dallas | C. Campbell | B. Williams | D. Wolfe | P. McPhee | <u>P. Queen</u> | -- | T. Bowser | M. Peters | C. Clark | D. Elliott | D. Harris | M. Humphrey |
| 12/14 | at Cleveland | C. Campbell | B. Williams | D. Wolfe | P. McPhee | <u>P. Queen</u> | C. Board | M. Judon | M. Peters | C. Clark | D. Elliott | M. Humphrey | -- |
| 12/20 | Jacksonville | -- | -- | -- | -- | -- | -- | -- | -- | -- | -- | -- | -- |
| 12/27 | N.Y. Giants | -- | -- | -- | -- | -- | -- | -- | -- | -- | -- | -- | -- |
| 1/3 | at Cincinnati | -- | -- | -- | -- | -- | -- | -- | -- | -- | -- | -- | -- |

Rookies underlined.

TRANSACTIONS

| DATE | POS. | PLAYER | TRANSACTION |
|------|-------|------------------------|--|
| 1/6 | WR | Antoine Wesley | Placed on the Practice Squad Injured list |
| 1/6 | RB | Paul Perkins | Signed to practice squad |
| 1/8 | G | Parker Evinger | Placed on Injured Reserve |
| 1/8 | T | Andre Smith | Signed to the 53-man roster |
| 1/12 | LB | Aaron Adeoye | Re-signed to Reserve/Future contract |
| 1/12 | DB | Terrell Bonds | Re-signed to Reserve/Future contract |
| 1/12 | G | Will Holden | Re-signed to Reserve/Future contract |
| 1/12 | DE | Ufomba Kamalu | Re-signed to Reserve/Future contract |
| 1/12 | WR | Sean Modster | Re-signed to Reserve/Future contract |
| 1/12 | DE | Mike Onuoha | Re-signed to Reserve/Future contract |
| 1/12 | T | R.J. Prince | Re-signed to Reserve/Future contract |
| 1/12 | TE | Charles Scarff | Re-signed to Reserve/Future contract |
| 1/12 | WR | Antoine Wesley | Re-signed to Reserve/Future contract |
| 2/6 | T | Andre Smith | Re-signed to a one-year contract |
| 2/10 | S | Chuck Clark | Signed to a three-year contract extension |
| 2/13 | DB | Jordan Richards | Re-signed to a one-year contract |
| 2/14 | S | Tony Jefferson | Contract terminated |
| 3/11 | G | Marshal Yanda | Placed on the Reserve/Retired list |
| 3/13 | OLB | Matthew Judon | Designated the 2020 franchise tag player |
| 3/13 | WR/RS | De'Anthony Thomas | Re-signed |
| 3/16 | G/T | James Hurst | Contract terminated |
| 3/18 | TE | Hayden Hurst | Traded with a 2020 fourth-round draft choice to Atlanta in exchange for second- and fifth-round selections in the 2020 draft |
| 3/18 | P | Sam Koch | Signed to a two-year contract extension |
| 3/19 | DE | Calais Campbell | Acquired from the Jacksonville Jaguars in exchange for a 2020 fifth-round draft choice |
| 3/20 | DE | Chris Wormley | Traded with a seventh-round pick in the 2021 Draft to Pittsburgh in exchange for a fifth-round pick in 2021 |
| 3/21 | DE | Calais Campbell | Signed to a one-year contract extension |
| 3/21 | DT | Justin Ellis | Re-signed |
| 3/21 | DE | Jihad Ward | Re-signed |
| 3/24 | CB | Jimmy Smith | Re-signed |
| 3/26 | LB/DB | Anthony Levine Sr. | Re-signed |
| 3/26 | WR | Chris Moore | Re-signed |
| 3/26 | LS | Nick Moore | Signed |
| 3/31 | DE | Derek Wolfe | Signed |
| 4/8 | DE | Ufomba Kamalu | Contract terminated |
| 4/10 | C | Matt Skura | Re-signed to a restricted free agent offer sheet |
| 4/30 | C | Trystan Colon-Castillo | Signed |
| 4/30 | QB | Tyler Huntley | Signed |
| 4/30 | K | Nick Vogel | Signed |
| 5/1 | CB | Jeff Hector | Signed |
| 5/1 | FB | Bronson Rechsteiner | Signed |
| 5/4 | WR | Michael Dereus | Signed |
| 5/4 | C | Sean Pollard | Signed |
| 5/4 | OLB | Chauncey Rivers | Signed |
| 5/4 | LB | Jake Ryan | Signed |
| 5/5 | CB | Khalil Dorsey | Signed |
| 5/5 | WR | Jaylon Moore | Signed |
| 5/5 | CB | Josh Nurse | Signed |
| 5/5 | S | Nigel Warrior | Signed |
| 5/5 | OLB | Marcus Willoughby | Signed |
| 5/5 | TE | Eli Wolf | Signed |
| 5/5 | DT | Broderick Washington | Signed |
| 5/6 | TE | Jake Breealand | Signed |
| 5/6 | OLB | John Daka | Signed |
| 5/6 | P | Dom Maggio | Signed |
| 5/6 | LB | Kristian Welch | Signed |
| 5/6 | G | Ben Bredeson | Signed |
| 5/6 | DT | Justin Madubuike | Signed |
| 5/6 | WR | James Proche II | Signed |
| 5/7 | G | Evan Adams | Signed |
| 5/7 | DT | Aaron Crawford | Signed |
| 5/7 | RB | J.K. Dobbins | Signed |
| 5/7 | S | Geno Stone | Signed |
| 5/8 | G | Tyre Phillips | Signed |
| 5/9 | G | Daishawn Dixon | Signed |
| 5/11 | G/T | D.J. Fluker | Signed |
| 5/12 | OLB | Pernell McPhee | Re-signed |
| 5/12 | WR | Sean Modster | Waived |
| 7/14 | OLB | Malik Harrison | Signed 2020 draft choice |
| 7/23 | WR | Devin Duvernay | Signed 2020 draft choice |
| 7/23 | LB | Patrick Queen | Signed 2020 draft choice |
| 7/25 | LB | Mike Onuoha | Waived |
| 7/26 | S | Nigel Warrior | Placed on Reserve/COVID-19 |
| 7/27 | TE | Jake Breealand | Placed on the Non-Football Injury (NFI) list |
| 7/27 | G | Evan Adams | Waived |
| 7/27 | G | Daishawn Dixon | Waived |
| 7/27 | G | R.J. Prince | Waived |
| 7/27 | K | Nick Vogel | Waived |
| 7/27 | WR/RS | De'Anthony Thomas | Placed on the Reserve/Voluntary Opt-Out list |
| 7/28 | RB | Gus Edwards | Re-signed exclusive rights free agent |
| 7/28 | G | Parker Evinger | Signed |
| 7/28 | T | Andre Smith | Placed on the Reserve/Voluntary Opt-Out list |
| 8/1 | CB | Jeff Hector | Waived |

| | | | |
|-------|-------|------------------------|---|
| 8/1 | DT | Daylon Mack | Waived |
| 8/1 | P | Dom Maggio | Waived |
| 8/2 | C/G | Matt Skura | Placed on the Physically Unable to Perform list |
| 8/4 | TE | Jake Breealand | Waived, who reverted to Injured Reserve on Aug. 5 |
| 8/4 | S | Nigel Warrior | Activated off Reserve/COVID-19 |
| 8/10 | FB | Bronson Rechsteiner | Waived |
| 8/12 | RB/RS | Kenjon Barner | Signed |
| 8/16 | C/G | Matt Skura | Activated off the Physically Unable to Perform List |
| 8/17 | CB | Iman Marshall | Placed on Injured Reserve |
| 8/22 | WR | Antoine Wesley | Placed on Injured Reserve |
| 8/23 | S | Earl Thomas III | Terminated the contract of vested veteran |
| 8/25 | P | Johnny Townsend | Signed free agent |
| 8/25 | WR | DeAndrew White | Signed free agent |
| 8/29 | RB | Ty'Son Williams | Signed |
| 8/31 | OLB | John Daka | Waived |
| 8/31 | WR | Michael Dereus | Waived |
| 8/31 | C | Sean Pollard | Waived |
| 8/31 | WR | DeAndrew White | Placed on Injured Reserve |
| 9/5 | TE | Jerell Adams | Terminated the contract of vested veteran |
| 9/5 | OLB | Aaron Adeoye | Waived |
| 9/5 | RB/RS | Kenjon Barner | Terminated the contract of vested veteran |
| 9/5 | CB | Terrell Bonds | Waived |
| 9/5 | C | Trystan Colon-Castillo | Waived |
| 9/5 | DT | Aaron Crawford | Waived |
| 9/5 | CB | Khalil Dorsey | Waived |
| 9/5 | G | Parker Evinger | Terminated the contract of vested veteran |
| 9/5 | G | Will Holden | Waived |
| 9/5 | QB | Tyler Huntley | Waived |
| 9/5 | WR | Jaylon Moore | Waived |
| 9/5 | LS | Nick Moore | Waived |
| 9/5 | CB | Josh Nurse | Waived |
| 9/5 | S | Jordan Richards | Terminated the contract of vested veteran |
| 9/5 | OLB | Chauncey Rivers | Waived |
| 9/5 | TE | Charles Scarff | Waived |
| 9/5 | WR | Jaleel Scott | Waived |
| 9/5 | P | Johnny Townsend | Waived |
| 9/5 | S | Nigel Warrior | Waived |
| 9/5 | ILB | Kristian Welch | Waived |
| 9/5 | RB | Ty'Son Williams | Waived |
| 9/5 | OLB | Marcus Willoughby | Waived |
| 9/5 | TE | Eli Wolf | Waived |
| 9/6 | TE | Jerell Adams | Signed to practice squad |
| 9/6 | OLB | Aaron Adeoye | Signed to practice squad |
| 9/6 | CB | Terrell Bonds | Signed to practice squad |
| 9/6 | C | Trystan Colon-Castillo | Signed to practice squad |
| 9/6 | DT | Aaron Crawford | Signed to practice squad |
| 9/6 | CB | Khalil Dorsey | Signed to practice squad |
| 9/6 | G | Will Holden | Signed to practice squad |
| 9/6 | QB | Tyler Huntley | Signed to practice squad |
| 9/6 | WR | Jaylon Moore | Signed to practice squad |
| 9/6 | LS | Nick Moore | Signed to practice squad |
| 9/6 | S | Jordan Richards | Signed to practice squad |
| 9/6 | OLB | Chauncey Rivers | Signed to practice squad |
| 9/6 | S | Nigel Warrior | Signed to practice squad |
| 9/6 | RB | Kristian Welch | Signed to practice squad |
| 9/6 | RB | Ty'Son Williams | Signed to practice squad |
| 9/6 | TE | Eli Wolf | Signed to practice squad |
| 9/12 | S | Jordan Richards | Activated from practice squad |
| 9/15 | TE | Xavier Grimble | Signed to practice squad |
| 9/15 | ILB | Kristian Welch | Placed on Practice Squad Injured Reserve |
| 9/19 | S | Jordan Richards | Activated from practice squad |
| 9/22 | TE | Sean Culkin | Signed to practice squad |
| 9/22 | TE | Xavier Grimble | Placed on Practice Squad Injured Reserve |
| 9/27 | CB | Terrell Bonds | Activated from practice squad |
| 9/27 | CB | Khalil Dorsey | Activated from practice squad |
| 9/27 | S | Jordan Richards | Signed from the practice squad to the 53-man roster |
| 9/27 | CB | Tavon Young | Placed on Injured Reserve |
| 9/30 | DB | Marcus Gilchrist | Signed to practice squad |
| 10/3 | CB | Khalil Dorsey | Activated from practice squad |
| 10/6 | TE | Jerell Adams | Terminated from practice squad |
| 10/6 | ILB | Kristian Welch | Restored to practice squad |
| 10/8 | S | Geno Stone | Waived |
| 10/9 | CB | Khalil Dorsey | Signed from the practice squad to the 53-man roster |
| 10/9 | S | Geno Stone | Signed to practice squad |
| 10/10 | C | Trystan Colon-Castillo | Activated from practice squad |
| 10/10 | S | Marcus Gilchrist | Activated from practice squad |
| 10/12 | ILB | Otaro Alaka | Placed on Injured Reserve |
| 10/12 | C | Trystan Colon-Castillo | Signed from the practice squad to the 53-man roster |
| 10/12 | CB | Nate Hairston | Signed to practice squad |
| 10/17 | S | Marcus Gilchrist | Activated from practice squad |
| 10/17 | ILB | Kristian Welch | Activated from practice squad |
| 10/17 | DT | Brandon Williams | Placed on Reserve/COVID-19 |
| 10/22 | CB | Anthony Averett | Placed on Injured Reserve |
| 10/22 | DT | Brandon Williams | Activated off Reserve/COVID-19 |
| 10/23 | DE | Yannick Ngakoue | Acquired from the Minnesota Vikings in exchange for undisclosed draft picks |

TRANSACTIONS

| | | |
|-------------|------------------|---|
| 10/27 S | Marcus Gilchrist | Terminated from practice squad |
| 10/27 WR | Dez Bryant | Signed to practice squad |
| 10/31 CB | Terrell Bonds | Activated from practice squad |
| 10/31 ILB | Kristian Welch | Activated from practice squad |
| 11/2 CB | Marlon Humphrey | Placed on Reserve/COVID-19 |
| 11/3 CB | Terrell Bonds | Placed on Reserve/COVID-19 |
| 11/3 OLB | Tyus Bowser | Placed on Reserve/COVID-19 |
| 11/3 S | DeShon Elliott | Placed on Reserve/COVID-19 |
| 11/3 ILB | L.J. Fort | Placed on Reserve/COVID-19 |
| 11/3 TE | Xavier Grimble | Restored to practice squad |
| 11/3 ILB | Malik Harrison | Placed on Reserve/COVID-19 |
| 11/3 OLB | Matthew Judon | Placed on Reserve/COVID-19 |
| 11/3 G/T | Tyre Phillips | Placed on Injured Reserve |
| 11/3 ILB | Patrick Queen | Placed on Reserve/COVID-19 |
| 11/3 T | Ronnie Stanley | Placed on Injured Reserve |
| 11/3 TE | Eli Wolf | Placed on Practice Squad Injured Reserve |
| 11/5 OLB | Matthew Judon | Activated off Reserve/COVID-19 |
| 11/7 CB | Terrell Bonds | Restored to the practice squad from the Reserve/COVID-19 list |
| 11/7 CB | Terrell Bonds | Signed from the practice squad to the 53-man roster |
| 11/7 OLB | Tyus Bowser | Activated off Reserve/COVID-19 |
| 11/7 WR | Dez Bryant | Activated from practice squad |
| 11/7 S | DeShon Elliott | Activated off Reserve/COVID-19 |
| 11/7 ILB | L.J. Fort | Activated off Reserve/COVID-19 |
| 11/7 ILB | Malik Harrison | Activated off Reserve/COVID-19 |
| 11/7 WR/RS | Chris Moore | Placed on Injured Reserve |
| 11/7 ILB | Patrick Queen | Activated off Reserve/COVID-19 |
| 11/7 S | Geno Stone | Activated from practice squad |
| 11/7 ILB | Kristian Welch | Signed from the practice squad to the 53-man roster |
| 11/10 DB | Nate Brooks | Signed to practice squad |
| 11/10 CB | Khalil Dorsey | Placed on Injured Reserve |
| 11/10 G/T | R.J. Prince | Signed to practice squad |
| 11/10 CB | Tramon Williams | Signed free agent |
| 11/11 CB | Marlon Humphrey | Activated off Reserve/COVID-19 |
| 11/12 CB | Iman Marshall | Placed on Reserve/COVID-19 |
| 11/14 S | Geno Stone | Activated from practice squad |
| 11/17 CB | Terrell Bonds | Placed on Injured Reserve |
| 11/17 TE | Nick Boyle | Placed on Injured Reserve |
| 11/17 S | Geno Stone | Signed from the practice squad to the 53-man roster |
| 11/17 TE | Luke Willson | Signed to practice squad |
| 11/18 CB | Davontae Harris | Acquired off waivers (Den.) |
| 11/20 TE | Xavier Grimble | Terminated from practice squad |
| 11/20 QB | Trace McSorley | Placed on Reserve/COVID-19 |
| 11/21 WR | Dez Bryant | Activated from practice squad |
| 11/21 G | Will Holden | Activated from practice squad |
| 11/21 TE | Luke Willson | Activated from practice squad |
| 11/23 RB | J.K. Dobbins | Placed on Reserve/COVID-19 |
| 11/23 RB | Mark Ingram II | Placed on Reserve/COVID-19 |
| 11/23 G/T | Tyre Phillips | Designated for Return off Injured Reserve |
| 11/23 TE | Eric Tomlinson | Signed to practice squad |
| 11/23 DT | Brandon Williams | Placed on Reserve/COVID-19 |
| 11/24 OLB | Pernell McPhee | Placed on Reserve/COVID-19 |
| 11/25 DE | Calais Campbell | Placed on Reserve/COVID-19 |
| 11/25 G/C | Patrick Mekari | Placed on Reserve/COVID-19 |
| 11/25 T | Jake Rodgers | Acquired off waivers (Den.) |
| 11/25 C/G | Matt Skura | Placed on Reserve/COVID-19 |
| 11/26 DE | Jihad Ward | Placed on Reserve/COVID-19 |
| 11/27 LS | Morgan Cox | Placed on Reserve/COVID-19 |
| 11/27 QB | Lamar Jackson | Placed on Reserve/COVID-19 |
| 11/27 DT | Justin Madubuike | Placed on Reserve/COVID-19 |
| 11/27 FB/DL | Patrick Ricard | Placed on Reserve/COVID-19 |
| 11/28 WR | Dez Bryant | Signed from the practice squad to the 53-man roster |
| 11/28 DB | Pierre Desir | Signed to practice squad |
| 11/28 CB | Khalil Dorsey | Placed on Reserve/COVID-19 |
| 11/28 OLB | Jaylon Ferguson | Placed on Reserve/COVID-19 |
| 11/28 G/T | D.J. Fluker | Placed on Reserve/COVID-19 |
| 11/28 G | Will Holden | Placed on Practice Squad Reserve/COVID-19 |

| | | |
|-------------|----------------------|--|
| 11/28 T | Jake Rodgers | Signed to the 53-man roster |
| 11/28 DT | Broderick Washington | Placed on Reserve/COVID-19 |
| 11/28 CB | Tavon Young | Placed on Reserve/COVID-19 |
| 11/30 TE | Mark Andrews | Placed on Reserve/COVID-19 |
| 11/30 CB | Terrell Bonds | Placed on Reserve/COVID-19 |
| 11/30 OLB | Jaylon Ferguson | Activated off Reserve/COVID-19 |
| 11/30 G/T | D.J. Fluker | Activated off Reserve/COVID-19 |
| 11/30 CB | Davontae Harris | Signed to the 53-man roster |
| 11/30 OLB | Matthew Judon | Placed on Reserve/COVID-19 |
| 11/30 CB | Iman Marshall | Activated off Reserve/COVID-19 |
| 11/30 G/T | Tyre Phillips | Activated from Injured Reserve/Designated for Return |
| 11/30 WR | Willie Snead IV | Placed on Reserve/COVID-19 |
| 11/30 DT | Broderick Washington | Activated off Reserve/COVID-19 |
| 12/1 CB | Khalil Dorsey | Activated off Reserve/COVID-19 |
| 12/1 QB | Trace McSorley | Activated off Reserve/COVID-19 |
| 12/1 DT | Brandon Williams | Activated off Reserve/COVID-19 |
| 12/1 CB | Tavon Young | Activated off Reserve/COVID-19 |
| 12/2 OLB | Aaron Adeoye | Activated from practice squad as a COVID-19 replacement |
| 12/2 DT | Aaron Crawford | Activated from practice squad as a COVID-19 replacement |
| 12/2 TE | Sean Culkin | Activated from practice squad as a COVID-19 replacement |
| 12/2 QB | Tyler Huntley | Activated from practice squad as a COVID-19 replacement |
| 12/2 LS | Nick Moore | Activated from practice squad as a COVID-19 replacement |
| 12/2 G/T | R.J. Prince | Activated from practice squad as a COVID-19 replacement |
| 12/2 OLB | Chauncey Rivers | Activated from practice squad as a COVID-19 replacement |
| 12/2 S | Geno Stone | Placed on Reserve/COVID-19 |
| 12/2 TE | Eric Tomlinson | Activated from practice squad as a COVID-19 replacement |
| 12/2 RB | Tyson Williams | Activated from practice squad as a COVID-19 replacement |
| 12/2 TE | Luke Willson | Activated from practice squad as a COVID-19 replacement |
| 12/4 CB | Anthony Averett | Activated from Injured Reserve/Designated for Return |
| 12/4 RB | Tommy Bohanon | Signed to practice squad |
| 12/4 TE | Sean Culkin | Placed on Practice Squad Injured Reserve |
| 12/4 RB | J.K. Dobbins | Activated off Reserve/COVID-19 |
| 12/4 G | Parker Ehinger | Signed to practice squad |
| 12/4 QB | Robert Griffin III | Placed on Injured Reserve |
| 12/4 DT | Braxton Hoyett | Signed to practice squad |
| 12/4 OLB | Pernell McPhee | Activated off Reserve/COVID-19 |
| 12/4 G/C | Patrick Mekari | Activated off Reserve/COVID-19 |
| 12/4 WR/RS | Chris Moore | Activated from Injured Reserve/Designated for Return |
| 12/4 C/G | Matt Skura | Activated off Reserve/COVID-19 |
| 12/4 TE | Luke Willson | Signed from the practice squad to the 53-man roster |
| 12/5 DE | Calais Campbell | Activated off Reserve/COVID-19 |
| 12/5 RB | Mark Ingram II | Activated off Reserve/COVID-19 |
| 12/5 DE | Jihad Ward | Activated off Reserve/COVID-19 |
| 12/7 FB | Tommy Bohanon | Terminated from practice squad |
| 12/7 LS | Morgan Cox | Activated off Reserve/COVID-19 |
| 12/7 DB | Pierre Desir | Activated from practice squad |
| 12/7 QB | Lamar Jackson | Activated off Reserve/COVID-19 |
| 12/7 DT | Justin Madubuike | Activated off Reserve/COVID-19 |
| 12/7 FB/DL | Patrick Ricard | Activated off Reserve/COVID-19 |
| 12/7 T | Jake Rodgers | Waived |
| 12/7 TE | Eric Tomlinson | Activated from practice squad |
| 12/9 TE | Mark Andrews | Activated off Reserve/COVID-19 |
| 12/9 G | Will Holden | Restored to the practice squad from Reserve/COVID-19 |
| 12/9 OLB | Matthew Judon | Activated off Reserve/COVID-19 |
| 12/10 WR | Dez Bryant | Placed on Reserve/COVID-19 |
| 12/10 WR/RS | Willie Snead IV | Activated from Reserve-COVID-19 (with roster exemption) |
| 12/10 TE | Eli Wolf | Restored to the practice squad from Practice Squad Injured Reserve |
| 12/11 RB | Tommy Bohanon | Signed to practice squad |
| 12/13 TE | Eric Tomlinson | Activated from practice squad as a COVID-19 replacement |
| 12/15 FB | Tommy Bohanon | Terminated from practice squad |
| 12/15 CB | Terrell Bonds | Activated off Reserve/COVID-19 (reverts to Injured Reserve) |
| 12/15 WR | Dez Bryant | Activated off Reserve-COVID-19 (with roster exemption) |
| 12/15 DT | Braxton Hoyett | Terminated from practice squad |
| 12/15 QB | Trace McSorley | Placed on Injured Reserve |



2020 STATISTICS

| WON 8, LOST 5 | | | | HEAD COACH: JOHN HARBAUGH | |
|---------------|---|------------|-----------------|---------------------------|--------|
| 09/13 | W | 38-6 | Cleveland | | |
| 09/20 | W | 33-16 | at Houston | | |
| 09/28 | L | 20-34 | Kansas City | | |
| 10/04 | W | 31-17 | at Washington | | |
| 10/11 | W | 27-3 | Cincinnati | | |
| 10/18 | W | 30-28 | at Philadelphia | 5,500 | |
| 11/01 | L | 24-28 | Pittsburgh | 4,345 | |
| 11/08 | W | 24-10 | at Indianapolis | 12,200 | |
| 11/15 | L | 17-23 | at New England | | |
| 11/22 | L | 24-30 (OT) | Tennessee | | |
| 12/02 | L | 14-19 | at Pittsburgh | | |
| 12/08 | W | 34-17 | Dallas | | |
| 12/14 | W | 47-42 | at Cleveland | | 11,974 |

| TEAM STATISTICS | | |
|----------------------------------|----------------|----------------|
| FIRST DOWNS | BAL | OPP. |
| Rushing | 121 | 80 |
| Passing | 114 | 185 |
| Penalty | 17 | 31 |
| Third Down-Made/Att | 74/167 | 58/160 |
| Third Down Efficiency | 44.3% | 36.3% |
| Fourth Down-Made/Att | 10/15 | 14/29 |
| Fourth Down Efficiency | 66.7% | 48.3% |
| TOTAL NET YARDS | 4,444 | 4,545 |
| Avg. Per Game | 341.8 | 349.6 |
| Total Plays | 790 | 862 |
| Avg. Per Play | 5.6 | 5.3 |
| NET YARDS RUSHING | 2,259 | 1,477 |
| Avg. Per Game | 173.8 | 113.6 |
| Total Rushes | 424 | 329 |
| Avg. Per Rush | 5.3 | 4.5 |
| NET YARDS PASSING | 2,185 | 3,068 |
| Avg. Per Game | 168.1 | 236.0 |
| Sacked/Yards Lost | 31/180 | 28/214 |
| Gross Yards | 2,365 | 3,282 |
| Attempts/Completions | 335/210 | 505/328 |
| Pct. of Completion | 62.7% | 65.0% |
| Had Intercepted | 9 | 8 |
| PUNTS/AVERAGE | 49/44.9 | 48/46.8 |
| Net Punting Average | 42.9 | 41.1 |
| PUNT RETURN/AVG. | 21/8.3 | 16/4.8 |
| KICKOFF RETURN/AVG. | 20/28.5 | 23/21.8 |
| INTERCEPTION RETURN/AVG. | 8/9.8 | 9/6.4 |
| PENALTIES/YARDS | 84/807 | 62/515 |
| FUMBLES/BALL LOST | 20/6 | 31/11 |
| TOUCHDOWNS | 42 | 34 |
| Rushing | 19 | 12 |
| Passing | 19 | 19 |
| Returns | 4 | 3 |
| EXTRA POINTS/ATTEMPTS | 39/40 | 22/27 |
| TWO POINT CONVERSION/ATT. | 2/2 | 4/6 |
| FIELD GOALS/ATTEMPTS | 22/24 | 13/21 |
| AVG. TIME OF POSSESSION | 30:20 | 29:40 |

| * SCORE BY PERIODS | Q1 | Q2 | Q3 | Q4 | OT | PTS |
|--------------------|----|-----|----|----|----|-----|
| TEAM | 85 | 117 | 71 | 90 | 0 | 363 |
| OPPONENTS | 49 | 80 | 39 | 99 | 6 | 273 |

| SCORING | TD | RU | PA | RT | K-PAT | FG | 2PT | S | PTS |
|------------------|-----------|-----------|-----------|----------|--------------|--------------|----------|----------|------------|
| J. Tucker | 0 | 0 | 0 | 0 | 39/40 | 22/24 | 0 | 0 | 105 |
| M. Andrews | 6 | 0 | 6 | 0 | 0/0 | 0/0 | 0 | 0 | 36 |
| G. Edwards | 6 | 6 | 0 | 0 | 0/0 | 0/0 | 0 | 0 | 36 |
| L. Jackson | 6 | 6 | 0 | 0 | 0/0 | 0/0 | 0 | 0 | 36 |
| J. Dobbins | 5 | 5 | 0 | 0 | 0/0 | 0/0 | 2 | 0 | 34 |
| M. Brown | 5 | 0 | 5 | 0 | 0/0 | 0/0 | 0 | 0 | 30 |
| W. Snead IV | 3 | 0 | 3 | 0 | 0/0 | 0/0 | 0 | 0 | 18 |
| M. Boykin | 2 | 0 | 2 | 0 | 0/0 | 0/0 | 0 | 0 | 12 |
| N. Boyle | 2 | 0 | 2 | 0 | 0/0 | 0/0 | 0 | 0 | 12 |
| M. Ingram II | 2 | 2 | 0 | 0 | 0/0 | 0/0 | 0 | 0 | 12 |
| C. Clark | 1 | 0 | 0 | 1 | 0/0 | 0/0 | 0 | 0 | 6 |
| D. Duvernay | 1 | 0 | 0 | 1 | 0/0 | 0/0 | 0 | 0 | 6 |
| L. Fort | 1 | 0 | 0 | 1 | 0/0 | 0/0 | 0 | 0 | 6 |
| P. Queen | 1 | 0 | 0 | 1 | 0/0 | 0/0 | 0 | 0 | 6 |
| P. Ricard | 1 | 0 | 1 | 0 | 0/0 | 0/0 | 0 | 0 | 6 |
| M. Humphrey | 0 | 0 | 0 | 0 | 0/0 | 0/0 | 0 | 1 | 2 |
| TEAM | 42 | 19 | 19 | 4 | 39/40 | 22/24 | 2 | 2 | 363 |
| OPPONENTS | 34 | 12 | 19 | 3 | 22/27 | 13/21 | 4 | 0 | 273 |

SACKS: C. Campbell 4.0, M. Judon 4.0, M. Humphrey 2.5, D. Elliott 2.5, T. Bowser 2.0, P. Queen 2.0, J. Ferguson 2.0, P. McPhee 2.0, J. Ward 2.0, C. Clark 1.5, J. Smith 1.0, M. Peters 1.0, Y. Ngakoue 1.0, C. Board 0.5, **TM** 28.0, **OPP** 31.0

| * PASSING | ATT | CMP | YDS | CMP% | YDS/ATT | TD | TD% | INT | INT% | LONG | SACK/LOST | RATING |
|------------------|------------|------------|--------------|-------------|------------|-----------|------------|----------|------------|------------|---------------|-------------|
| L. Jackson | 310 | 198 | 2,218 | 63.9 | 7.2 | 18 | 5.8 | 7 | 2.3 | 47 | 28/160 | 95.1 |
| R. Griffin III | 14 | 8 | 42 | 57.1 | 3.0 | 0 | 0.0 | 2 | 14.3 | 9 | 3/20 | 22.6 |
| T. McSorley | 10 | 3 | 90 | 30.0 | 9.0 | 1 | 10.0 | 0 | 0.0 | 70t | 0/0 | 97.9 |
| S. Koch | 1 | 1 | 15 | 100.0 | 15.0 | 0 | 0.0 | 0 | 0.0 | 15 | 0/0 | 118.8 |
| TEAM | 335 | 210 | 2,365 | 62.7 | 7.1 | 19 | 5.7 | 9 | 2.7 | 70t | 31/180 | 91.4 |
| OPPONENTS | 505 | 328 | 3,282 | 65.0 | 6.5 | 19 | 3.8 | 8 | 1.6 | 50 | 28/214 | 89.2 |

| * RUSHING | NO. | YDS | AVG | LONG | TD |
|------------------|------------|--------------|------------|------------|-----------|
| L. Jackson | 125 | 793 | 6.3 | 50t | 6 |
| G. Edwards | 108 | 536 | 5.0 | 36 | 6 |
| J. Dobbins | 96 | 504 | 5.3 | 44 | 5 |
| M. Ingram II | 63 | 260 | 4.1 | 30t | 2 |
| R. Griffin III | 12 | 69 | 5.8 | 39 | 0 |
| D. Duvernay | 2 | 41 | 20.5 | 42 | 0 |
| J. Hill | 10 | 39 | 3.9 | 19 | 0 |
| T. McSorley | 5 | 17 | 3.4 | 9 | 0 |
| M. Brown | 1 | 1 | 1.0 | 1 | 0 |
| M. Skura | 1 | 0 | 0.0 | 0 | 0 |
| P. Ricard | 1 | -1 | -1.0 | -1 | 0 |
| TEAM | 424 | 2,259 | 5.3 | 50t | 19 |
| OPPONENTS | 329 | 1,477 | 4.5 | 74 | 12 |

| * RECEIVING | TAR | NO. | YDS | AVG | LONG | TD |
|------------------|------------|------------|--------------|-------------|------------|-----------|
| M. Andrews | 66 | 43 | 532 | 12.4 | 39 | 6 |
| M. Brown | 81 | 43 | 605 | 14.1 | 70t | 5 |
| W. Snead IV | 45 | 31 | 408 | 13.2 | 34 | 3 |
| D. Duvernay | 24 | 19 | 201 | 10.6 | 39 | 0 |
| J. Dobbins | 22 | 17 | 103 | 6.1 | 19 | 0 |
| M. Boykin | 27 | 16 | 206 | 12.9 | 38t | 2 |
| N. Boyle | 17 | 14 | 113 | 8.1 | 21 | 2 |
| P. Ricard | 9 | 7 | 35 | 5.0 | 9 | 1 |
| M. Ingram II | 8 | 6 | 50 | 8.3 | 18 | 0 |
| D. Bryant | 7 | 4 | 28 | 7.0 | 16 | 0 |
| G. Edwards | 8 | 4 | 46 | 11.5 | 31 | 0 |
| J. Hill | 4 | 4 | 12 | 3.0 | 6 | 0 |
| J. Proche II | 3 | 1 | 14 | 14.0 | 14 | 0 |
| L. Willson | 3 | 1 | 12 | 12.0 | 12 | 0 |
| TEAM | 324 | 210 | 2,365 | 11.3 | 70t | 19 |
| OPPONENTS | 483 | 328 | 3,282 | 10.0 | 50 | 19 |

| * INTERCEPTIONS | NO. | YDS | AVG | LONG | TD |
|------------------|----------|-----------|------------|------------|----------|
| T. Bowser | 3 | 53 | 17.7 | 25 | 0 |
| M. Peters | 3 | 17 | 5.7 | 12 | 0 |
| M. Humphrey | 1 | 8 | 8.0 | 8 | 0 |
| P. Queen | 1 | 0 | 0.0 | 0 | 0 |
| TEAM | 8 | 78 | 9.8 | 25 | 0 |
| OPPONENTS | 9 | 58 | 6.4 | 33t | 2 |

| * OFFENSIVE FUMBLES | FUM | LST | REC | TD |
|---------------------|-----------|-----------|-----------|----------|
| L. Jackson | 7 | 3 | 3 | 0 |
| R. Griffin III | 1 | 1 | 0 | 0 |
| G. Edwards | 1 | 1 | 0 | 0 |
| P. Ricard | 1 | 1 | 0 | 0 |
| J. Smith | 0 | 0 | 1 | 0 |
| C. Clark | 1 | 0 | 1 | 0 |
| M. Peters | 1 | 0 | 0 | 0 |
| M. Skura | 4 | 0 | 0 | 0 |
| N. Boyle | 0 | 0 | 1 | 0 |
| M. Ingram II | 0 | 0 | 2 | 0 |
| B. Bozeman | 0 | 0 | 1 | 0 |
| W. Snead IV | 1 | 0 | 0 | 0 |
| M. Andrews | 2 | 0 | 0 | 0 |
| J. Dobbins | 1 | 0 | 1 | 0 |
| TEAM | 20 | 6 | 10 | 0 |
| OPPONENTS | 31 | 11 | 10 | 0 |

| * PUNTING | NO. | YDS | AVG | NET | TB | IN | LG | B |
|------------------|-----------|--------------|-------------|-------------|----------|-----------|-----------|----------|
| S. Koch | 49 | 2,200 | 44.9 | 42.9 | 1 | 21 | 59 | 0 |
| TEAM | 49 | 2,200 | 44.9 | 42.9 | 1 | 21 | 59 | 0 |
| OPPONENTS | 48 | 2,248 | 46.8 | 41.1 | 5 | 13 | 66 | 0 |

| * PUNT RETURNS | RET | FC | YDS | AVG | LONG | TD |
|------------------|-----------|-----------|------------|------------|-----------|----------|
| J. Proche II | 21 | 16 | 175 | 8.3 | 17 | 0 |
| TEAM | 21 | 16 | 175 | 8.3 | 17 | 0 |
| OPPONENTS | 16 | 19 | 76 | 4.8 | 11 | 0 |

| * KICKOFF RETURNS | NO. | YDS | AVG | LONG | TD |
|-------------------|-----------|------------|-------------|------------|----------|
| D. Duvernay | 19 | 539 | 28.4 | 93t | 1 |
| M. Brown | 1 | 30 | 30.0 | 30 | 0 |
| TEAM | 20 | 569 | 28.5 | 93t | 1 |
| OPPONENTS | 23 | 501 | 21.8 | 66 | 0 |

| * FIELD GOALS | 1-19 | 20-29 | 30-39 | 40-49 | 50+ |
|------------------|------------|------------|------------|------------|------------|
| J. Tucker | 0/0 | 6/6 | 5/6 | 8/8 | 3/4 |
| TEAM | 0/0 | 6/6 | 5/6 | 8/8 | 3/4 |
| OPPONENTS | 0/0 | 4/4 | 3/4 | 6/9 | 0/4 |

J. Tucker: (41G) (32G, 39G, 47G, 20G) (26G, 42G) (46G) (46G, 61WR, 39G) (46G, 55G, 46G) (51G) (48G) (24G) (30G, 27G, 29G) (-) (36WL, 35G, 22G) (55G)

OPP: (41WR) (44G, 35G, 45G) (42WL) (54LU, 43G) (38G) (52WR) (43G) (20G) (40G, 40G, 22G) (25G, 27G) (31G, 40WR, 53WL, 52WR) (39WL)

2-Pt Conv: J. Dobbins 1, J. Dobbins 1, **TM** 2-2, **OPP** 4-6

DEFENSIVE & SPECIAL TEAMS STATISTICS

2020 REGULAR SEASON BALTIMORE RAVENS DEFENSIVE STATS (THROUGH WEEK 14)

| PLAYER | TOTAL | SOLO | ASST. | SACKS/YDS. | TFL | QBH | FR | FF | INT./YDS. | PD |
|-----------------------|------------|------------|------------|-------------------|-----------|-----------|-----------|-----------|-------------|-----------|
| Queen, Patrick | 91 | 57 | 34 | 2.0/13.0 | 5 | 6 | 2 | 2 | 1/0 | 2 |
| Clark, Chuck | 84 | 48 | 36 | 1.5/11.0 | 3 | 3 | 3 | 2 | 0/0 | 1 |
| Elliott, DeShon | 69 | 47 | 22 | 2.5/14.0 | 3 | 5 | 0 | 2 | 0/0 | 4 |
| Humphrey, Marlon | 68 | 58 | 10 | 2.5/14.5 | 4 | 4 | 0 | 8 | 1/8 | 8 |
| Peters, Marcus | 51 | 45 | 6 | 1.0/10.0 | 1 | 1 | 2 | 4 | 3/17 | 8 |
| Wolfe, Derek | 45 | 17 | 28 | 0.0/0.0 | 5 | 3 | 0 | 0 | 0/0 | 0 |
| Fort, L.J. | 41 | 25 | 16 | 0.0/0.0 | 2 | 1 | 2 | 1 | 0/0 | 2 |
| Judon, Matthew | 38 | 24 | 14 | 4.0/37.0 | 6 | 18 | 0 | 0 | 0/0 | 2 |
| Harrison, Malik | 32 | 18 | 14 | 0.0/0.0 | 1 | 0 | 0 | 0 | 0/0 | 1 |
| McPhee, Pernell | 31 | 24 | 7 | 2.0/14.0 | 2 | 13 | 0 | 0 | 0/0 | 1 |
| Ferguson, Jaylon | 28 | 19 | 9 | 2.0/25.0 | 7 | 5 | 1 | 0 | 0/0 | 0 |
| Campbell, Calais | 27 | 17 | 10 | 4.0/27.5 | 5 | 10 | 0 | 0 | 0/0 | 6 |
| Smith, Jimmy | 27 | 23 | 4 | 1.0/1.0 | 2 | 1 | 1 | 0 | 0/0 | 1 |
| Bowser, Tyus | 26 | 12 | 14 | 2.0/23.0 | 3 | 12 | 0 | 0 | 3/53 | 5 |
| Williams, Brandon | 25 | 14 | 11 | 0.0/0.0 | 1 | 1 | 0 | 0 | 0/0 | 2 |
| Board, Chris | 20 | 12 | 8 | 0.5/1.0 | 0 | 3 | 0 | 1 | 0/0 | 1 |
| Averett, Anthony | 17 | 14 | 3 | 0.0/0.0 | 0 | 0 | 0 | 0 | 0/0 | 2 |
| Ellis, Justin | 14 | 6 | 8 | 0.0/0.0 | 0 | 0 | 0 | 0 | 0/0 | 1 |
| Madubuike, Justin | 14 | 7 | 7 | 0.0/0.0 | 0 | 1 | 0 | 0 | 0/0 | 0 |
| Ward, Jihad | 14 | 5 | 9 | 2.0/15.0 | 3 | 6 | 0 | 0 | 0/0 | 1 |
| Harris, Davontae | 8 | 7 | 1 | 0.0/0.0 | 0 | 0 | 0 | 0 | 0/0 | 1 |
| Ngakoue, Yannick | 7 | 7 | 0 | 1.0/8.0 | 1 | 2 | 0 | 1 | 0/0 | 1 |
| Williams, Tramon | 6 | 4 | 2 | 0.0/0.0 | 0 | 2 | 0 | 0 | 0/0 | 0 |
| Bonds, Terrell | 5 | 5 | 0 | 0.0/0.0 | 0 | 0 | 0 | 0 | 0/0 | 0 |
| Gilchrist, Marcus | 3 | 3 | 0 | 0.0/0.0 | 0 | 0 | 0 | 0 | 0/0 | 0 |
| Levine Sr., Anthony | 3 | 3 | 0 | 0.0/0.0 | 0 | 0 | 1 | 0 | 0/0 | 0 |
| Washington, Broderick | 2 | 0 | 2 | 0.0/0.0 | 0 | 0 | 0 | 0 | 0/0 | 0 |
| Young, Tavon | 2 | 2 | 0 | 0.0/0.0 | 0 | 0 | 0 | 0 | 0/0 | 0 |
| Crawford, Aaron | 1 | 0 | 1 | 0.0/0.0 | 0 | 0 | 0 | 0 | 0/0 | 0 |
| Dorsey, Khalil | 1 | 1 | 0 | 0.0/0.0 | 0 | 0 | 0 | 0 | 0/0 | 0 |
| TOTALS | 800 | 524 | 276 | 28.0/214.0 | 54 | 97 | 12 | 21 | 8/78 | 50 |

ASST.=Assist, TFL=Tackle for a Loss, INT.=Interception, FR=Fumble Recovery, FF=Forced Fumble, PD=Pass Defense

2020 RAVENS SPECIAL TEAMS

| POS. | PLAYER | TTL. | SOLO | ASST. | FF | FR | BL |
|---------------|---------------------|-----------|-----------|-----------|----------|----------|----------|
| RB | Hill, Justice | 9 | 6 | 3 | 1 | 0 | 0 |
| ILB | Board, Chris | 6 | 5 | 1 | 0 | 0 | 0 |
| ILB | Harrison, Malik | 6 | 3 | 3 | 0 | 0 | 0 |
| ILB | Fort, L.J. | 5 | 3 | 2 | 0 | 0 | 0 |
| DB/LB | Levine Sr., Anthony | 3 | 1 | 2 | 0 | 1 | 0 |
| S | Richards, Jordan | 3 | 2 | 1 | 0 | 0 | 0 |
| ILB | Welch, Kristian | 3 | 2 | 1 | 0 | 0 | 0 |
| WR | Boykin, Miles | 2 | 2 | 0 | 0 | 0 | 0 |
| LS | Cox, Morgan | 2 | 1 | 1 | 0 | 0 | 0 |
| CB | Harris, Davontae | 2 | 2 | 0 | 1 | 0 | 0 |
| ILB | Alaka, Otaru | 1 | 0 | 1 | 0 | 0 | 0 |
| CB | Bonds, Terrell | 1 | 1 | 0 | 0 | 0 | 0 |
| CB | Dorsey, Khalil | 1 | 1 | 0 | 0 | 0 | 0 |
| WR/RS | Moore, Chris | 1 | 1 | 0 | 0 | 0 | 0 |
| ILB | Queen, Patrick | 1 | 1 | 0 | 0 | 0 | 0 |
| K | Tucker, Justin | 1 | 1 | 0 | 0 | 0 | 0 |
| CB | Williams, Tramon | 1 | 0 | 1 | 0 | 0 | 0 |
| TOTALS | | 48 | 32 | 16 | 2 | 1 | 0 |

DEFENSIVE STATS BY RANK

| SACKS | | INTERCEPTIONS | | TACKLES FOR LOSS | | PASSES DEFENSED | | QBH | |
|------------------|-----|------------------|-----|-------------------|-----|-------------------|-----|-------------------|-----|
| PLAYER | NO. | PLAYER | NO. | PLAYER | NO. | PLAYER | NO. | PLAYER | NO. |
| Campbell, Calais | 4.0 | Bowser, Tyus | 3 | Ferguson, Jaylon | 7 | Humphrey, Marlon | 8 | Judon, Matthew | 18 |
| Judon, Matthew | 4.0 | Peters, Marcus | 3 | Judon, Matthew | 6 | Peters, Marcus | 8 | McPhee, Pernell | 13 |
| Elliott, DeShon | 2.5 | Humphrey, Marlon | 1 | Campbell, Calais | 5 | Campbell, Calais | 6 | Bowser, Tyus | 12 |
| Humphrey, Marlon | 2.5 | Queen, Patrick | 1 | Queen, Patrick | 5 | Bowser, Tyus | 5 | Campbell, Calais | 10 |
| Bowser, Tyus | 2.0 | | | Wolfe, Derek | 5 | Elliott, DeShon | 4 | Queen, Patrick | 6 |
| Ferguson, Jaylon | 2.0 | | | Humphrey, Marlon | 4 | Averett, Anthony | 2 | Ward, Jihad | 6 |
| McPhee, Pernell | 2.0 | | | Bowser, Tyus | 3 | Fort, L.J. | 2 | Elliott, DeShon | 5 |
| Queen, Patrick | 2.0 | | | Clark, Chuck | 3 | Judon, Matthew | 2 | Ferguson, Jaylon | 5 |
| Ward, Jihad | 2.0 | | | Elliott, DeShon | 3 | Queen, Patrick | 2 | Humphrey, Marlon | 4 |
| Clark, Chuck | 1.5 | | | Ward, Jihad | 3 | Williams, Brandon | 2 | Board, Chris | 3 |
| Ngakoue, Yannick | 1.0 | | | Fort, L.J. | 2 | Board, Chris | 1 | Clark, Chuck | 3 |
| Peters, Marcus | 1.0 | | | McPhee, Pernell | 2 | Clark, Chuck | 1 | Wolfe, Derek | 3 |
| Smith, Jimmy | 1.0 | | | Smith, Jimmy | 2 | Ellis, Justin | 1 | Ngakoue, Yannick | 2 |
| Board, Chris | 0.5 | | | Harrison, Malik | 1 | Harris, Davontae | 1 | Williams, Tramon | 2 |
| | | | | Ngakoue, Yannick | 1 | Harrison, Malik | 1 | Fort, L.J. | 1 |
| | | | | Peters, Marcus | 1 | McPhee, Pernell | 1 | Madubuike, Justin | 1 |
| | | | | Williams, Brandon | 1 | Ngakoue, Yannick | 1 | Peters, Marcus | 1 |
| | | | | | | Smith, Jimmy | 1 | Smith, Jimmy | 1 |
| | | | | | | Ward, Jihad | 1 | Williams, Brandon | 1 |

FORCED FUMBLES

| PLAYER | NO. | PLAYER | NO. |
|------------------|-----|---------------------|-----|
| Humphrey, Marlon | 8 | Clark, Chuck | 3 |
| Peters, Marcus | 4 | Fort, L.J. | 2 |
| Clark, Chuck | 2 | Peters, Marcus | 2 |
| Elliott, DeShon | 2 | Queen, Patrick | 2 |
| Queen, Patrick | 2 | Ferguson, Jaylon | 1 |
| Board, Chris | 1 | Levine Sr., Anthony | 1 |
| Fort, L.J. | 1 | Smith, Jimmy | 1 |
| Ngakoue, Yannick | 1 | | |

GAME-BY-GAME OFFENSE

2020 REGULAR SEASON RAVENS GAME-BY-GAME OFFENSE

| | 09/13 | 09/20 | 09/28 | 10/04 | 10/11 | 10/18 | 11/01 | 11/08 | 11/15 | 11/22 | 12/02 | 12/08 | 12/14 | 12/20 | 12/27 | 01/03 | Totals |
|-------------------------|-------|--------|-------|--------|-------|-------|-------|--------|-------|-------|--------|--------|--------|-------|-------|-------|--------|
| | CLE | @ HOU | KC | @ WAS | CIN | @ PHI | PIT | @ IND | @ NE | TEN | @ PIT | DAL | @ CLE | JAX | NYG | @ CIN | |
| FIRST DOWNS | | | | | | | | | | | | | | | | | |
| Total | 23 | 23 | 16 | 18 | 17 | 17 | 25 | 19 | 19 | 21 | 10 | 19 | 25 | | | | 252 |
| Rushing | 7 | 11 | 8 | 7 | 6 | 7 | 13 | 9 | 7 | 9 | 8 | 16 | 13 | | | | 121 |
| Passing | 16 | 11 | 5 | 10 | 10 | 10 | 11 | 9 | 11 | 9 | 1 | 2 | 9 | | | | 114 |
| Penalty | 0 | 1 | 3 | 1 | 1 | 0 | 1 | 1 | 1 | 3 | 1 | 1 | 3 | | | | 17 |
| THIRD DOWNS | | | | | | | | | | | | | | | | | |
| Attempts | 11 | 14 | 9 | 11 | 15 | 16 | 15 | 13 | 13 | 15 | 13 | 11 | 11 | | | | 167 |
| Converted | 6 | 5 | 3 | 5 | 7 | 6 | 8 | 5 | 6 | 9 | 3 | 5 | 6 | | | | 74 |
| Percentage | 54.5% | 35.7% | 33.3% | 45.5% | 46.7% | 37.5% | 53.3% | 38.5% | 46.2% | 60.0% | 23.1% | 45.5% | 54.5% | | | | 44.3% |
| FOURTH DOWNS | | | | | | | | | | | | | | | | | |
| Attempts | 0 | 2 | 1 | 2 | 1 | 0 | 2 | 1 | 3 | 0 | 1 | 1 | 1 | | | | 15 |
| Converted | 0 | 2 | 0 | 2 | 0 | 0 | 1 | 1 | 1 | 0 | 1 | 1 | 1 | | | | 10 |
| Percentage | 0 | 100.0% | 0.0% | 100.0% | 0.0% | 0 | 50.0% | 100.0% | 33.3% | 0 | 100.0% | 100.0% | 100.0% | | | | 66.7% |
| TOT. OFFENSE | | | | | | | | | | | | | | | | | |
| Net Yards | 381 | 407 | 228 | 350 | 332 | 355 | 457 | 266 | 357 | 306 | 219 | 401 | 385 | | | | 4,444 |
| Plays | 58 | 65 | 53 | 56 | 62 | 67 | 79 | 63 | 64 | 63 | 49 | 54 | 57 | | | | 790 |
| Avg./Play | 6.6 | 6.3 | 4.3 | 6.3 | 5.4 | 5.3 | 5.8 | 4.2 | 5.6 | 4.9 | 4.5 | 7.4 | 6.8 | | | | 5.6 |
| RUSHING | | | | | | | | | | | | | | | | | |
| Net Yards | 111 | 230 | 158 | 144 | 161 | 182 | 265 | 110 | 115 | 129 | 129 | 294 | 231 | | | | 2,259 |
| Rush. Att. | 30 | 37 | 21 | 32 | 24 | 37 | 47 | 38 | 28 | 33 | 28 | 37 | 32 | | | | 424 |
| Avg./Att. | 3.7 | 6.2 | 7.5 | 4.5 | 6.7 | 4.9 | 5.6 | 2.9 | 4.1 | 3.9 | 4.6 | 7.9 | 7.2 | | | | 5.3 |
| PASSING | | | | | | | | | | | | | | | | | |
| Net Yards | 270 | 177 | 70 | 206 | 171 | 173 | 192 | 156 | 242 | 177 | 90 | 107 | 154 | | | | 2,185 |
| Attempts | 26 | 24 | 28 | 23 | 37 | 27 | 28 | 23 | 34 | 29 | 18 | 17 | 21 | | | | 335 |
| Completions | 21 | 18 | 15 | 15 | 19 | 16 | 13 | 19 | 24 | 17 | 9 | 12 | 12 | | | | 210 |
| Completion Pct | 80.8% | 75.0% | 53.6% | 65.2% | 51.4% | 59.3% | 46.4% | 82.6% | 70.6% | 58.6% | 50.0% | 70.6% | 57.1% | | | | 62.7% |
| Avg. Gain Per Pass Play | 9.6 | 6.3 | 2.2 | 8.6 | 4.5 | 5.8 | 6.0 | 6.2 | 6.7 | 5.9 | 4.3 | 6.3 | 6.2 | | | | 6.0 |
| Intercepted | 0 | 0 | 0 | 2 | 1 | 0 | 2 | 0 | 1 | 1 | 1 | 1 | 0 | | | | 9 |
| Gross Yards | 284 | 204 | 97 | 208 | 180 | 186 | 208 | 170 | 249 | 186 | 110 | 107 | 176 | | | | 2,365 |
| Sacked | 2.0 | 4.0 | 4.0 | 1.0 | 1.0 | 3.0 | 4.0 | 2.0 | 2.0 | 1.0 | 3.0 | 0.0 | 4.0 | | | | 31.0 |
| Yards Lost | 14 | 27 | 27 | 2 | 9 | 13 | 16 | 14 | 7 | 9 | 20 | 0 | 22 | | | | 180 |
| PENALTIES | | | | | | | | | | | | | | | | | |
| Number | 7 | 3 | 6 | 5 | 4 | 12 | 9 | 5 | 8 | 6 | 7 | 4 | 8 | | | | 84 |
| Yards | 66 | 21 | 45 | 30 | 25 | 132 | 110 | 55 | 64 | 81 | 86 | 23 | 69 | | | | 807 |
| FUMBLES | | | | | | | | | | | | | | | | | |
| Number | 2 | 0 | 3 | 0 | 0 | 2 | 4 | 3 | 3 | 0 | 1 | 1 | 1 | | | | 20 |
| Lost | 1 | 0 | 1 | 0 | 0 | 0 | 2 | 1 | 0 | 0 | 1 | 0 | 0 | | | | 6 |
| PUNTING | | | | | | | | | | | | | | | | | |
| Yards | 125 | 94 | 147 | 141 | 177 | 325 | 119 | 268 | 151 | 126 | 321 | 34 | 172 | | | | 2,200 |
| Punts | 3 | 2 | 3 | 3 | 4 | 7 | 3 | 6 | 3 | 3 | 7 | 1 | 4 | | | | 49 |
| Net Avg. | 41.3 | 42.0 | 46.7 | 48.0 | 38.3 | 43.6 | 38.0 | 41.2 | 50.3 | 42.0 | 45.0 | 34.0 | 41.8 | | | | 42.9 |
| Gross Avg. | 41.7 | 47.0 | 49.0 | 47.0 | 44.3 | 46.4 | 39.7 | 44.7 | 50.3 | 42.0 | 45.9 | 34.0 | 43.0 | | | | 44.9 |
| Touchbacks | 0 | 0 | 0 | 0 | 1 | 0 | 0 | 0 | 0 | 0 | 0 | 0 | 0 | | | | 1 |
| Punts Blocked | 0 | 0 | 0 | 0 | 0 | 0 | 0 | 0 | 0 | 0 | 0 | 0 | 0 | | | | 0 |
| Punt Returns | 2 | 1 | 1 | 3 | 3 | 5 | 1 | 2 | 0 | 1 | 2 | 0 | 0 | | | | 21 |
| Punt Return Yards | 26 | 8 | 16 | 28 | 10 | 43 | 15 | 13 | 0 | 7 | 9 | 0 | 0 | | | | 175 |
| Punt Return Avg. | 13.0 | 8.0 | 16.0 | 9.3 | 3.3 | 8.6 | 15.0 | 6.5 | 0 | 7.0 | 4.5 | 0 | 0 | | | | 8.3 |
| SCORING | | | | | | | | | | | | | | | | | |
| Points | 38 | 33 | 20 | 31 | 27 | 30 | 24 | 24 | 17 | 24 | 14 | 34 | 47 | | | | 363 |
| Q1 | 10 | 3 | 3 | 7 | 10 | 14 | 7 | 7 | 0 | 3 | 7 | 7 | 7 | | | | 85 |
| Q2 | 14 | 17 | 7 | 14 | 7 | 3 | 10 | 0 | 10 | 11 | 0 | 10 | 14 | | | | 117 |
| Q3 | 7 | 3 | 3 | 7 | 3 | 7 | 0 | 7 | 7 | 7 | 0 | 7 | 13 | | | | 71 |
| Q4 | 7 | 10 | 7 | 3 | 7 | 6 | 7 | 10 | 0 | 3 | 7 | 10 | 13 | | | | 90 |
| OT | 0 | 0 | 0 | 0 | 0 | 0 | 0 | 0 | 0 | 0 | 0 | 0 | 0 | | | | 0 |
| TD Rushing | 2 | 1 | 0 | 2 | 0 | 2 | 1 | 2 | 0 | 1 | 1 | 2 | 5 | | | | 19 |
| TD Passing | 3 | 1 | 1 | 2 | 2 | 1 | 2 | 0 | 2 | 1 | 1 | 2 | 1 | | | | 19 |
| TD KO Returns | 0 | 0 | 1 | 0 | 0 | 0 | 0 | 0 | 0 | 0 | 0 | 0 | 0 | | | | 1 |
| TD Punt Returns | 0 | 0 | 0 | 0 | 0 | 0 | 0 | 0 | 0 | 0 | 0 | 0 | 0 | | | | 0 |
| TD Sp. Teams | 0 | 0 | 0 | 0 | 0 | 0 | 0 | 0 | 0 | 0 | 0 | 0 | 0 | | | | 0 |
| TD Def. Returns | 0 | 1 | 0 | 0 | 1 | 1 | 0 | 1 | 0 | 0 | 0 | 0 | 0 | | | | 4 |
| Total TDs | 5 | 3 | 2 | 4 | 3 | 3 | 3 | 3 | 2 | 2 | 2 | 4 | 6 | | | | 42 |
| PAT Attempts | 5 | 3 | 2 | 4 | 3 | 3 | 3 | 3 | 2 | 2 | 2 | 4 | 6 | | | | 42 |
| PAT Made | 5 | 3 | 2 | 4 | 3 | 3 | 3 | 3 | 2 | 2 | 2 | 4 | 5 | | | | 41 |
| FG Attempts | 1 | 4 | 2 | 1 | 3 | 3 | 1 | 1 | 1 | 3 | 0 | 3 | 1 | | | | 24 |
| FG Made | 1 | 4 | 2 | 1 | 2 | 3 | 1 | 1 | 1 | 3 | 0 | 2 | 1 | | | | 22 |
| Safety | 0 | 0 | 0 | 0 | 0 | 0 | 0 | 0 | 0 | 0 | 0 | 0 | 1 | | | | 1 |
| 2-Pt Attempts | 0 | 0 | 0 | 0 | 0 | 0 | 0 | 0 | 0 | 1 | 0 | 0 | 1 | | | | 2 |
| 2-Pt Made | 0 | 0 | 0 | 0 | 0 | 0 | 0 | 0 | 0 | 1 | 0 | 0 | 1 | | | | 2 |
| Time of Possession | 29:58 | 34:51 | 26:04 | 29:22 | 25:21 | 36:30 | 35:22 | 33:26 | 32:34 | 31:06 | 26:21 | 27:34 | 28:03 | | | | 396:32 |
| KICKOFFS | | | | | | | | | | | | | | | | | |
| Kickoff Returns | 2 | 3 | 2 | 0 | 1 | 1 | 1 | 1 | 1 | 2 | 2 | 1 | 3 | | | | 20 |
| Kickoff Return Yards | 64 | 55 | 119 | 0 | 30 | 37 | 20 | 23 | 24 | 54 | 44 | 28 | 71 | | | | 569 |
| Kickoff Return Avg. | 32.0 | 18.3 | 59.5 | 0 | 30.0 | 37.0 | 20.0 | 23.0 | 24.0 | 27.0 | 22.0 | 28.0 | 23.7 | | | | 28.5 |

GAME-BY-GAME DEFENSE

2020 REGULAR SEASON RAVENS GAME-BY-GAME DEFENSE

| | 09/13 | 09/20 | 09/28 | 10/04 | 10/11 | 10/18 | 11/01 | 11/08 | 11/15 | 11/22 | 12/02 | 12/08 | 12/14 | 12/20 | 12/27 | 01/03 | Totals |
|-------------------------|-------|-------|-------|-------|-------|-------|-------|-------|--------|--------|-------|-------|--------|-------|-------|-------|---------------|
| | CLE | @ HOU | KC | @ WAS | CIN | @ PHI | PIT | @ IND | @ NE | TEN | @ PIT | DAL | @ CLE | JAX | NYG | @ CIN | |
| FIRST DOWNS | | | | | | | | | | | | | | | | | |
| Total | 20 | 18 | 29 | 24 | 12 | 19 | 19 | 20 | 25 | 26 | 22 | 29 | 33 | | | | 296 |
| Rushing | 6 | 2 | 5 | 6 | 3 | 6 | 3 | 7 | 11 | 8 | 5 | 8 | 10 | | | | 80 |
| Passing | 10 | 15 | 22 | 17 | 9 | 10 | 11 | 11 | 10 | 16 | 16 | 20 | 18 | | | | 185 |
| Penalty | 4 | 1 | 2 | 1 | 0 | 3 | 5 | 2 | 4 | 2 | 1 | 1 | 5 | | | | 31 |
| THIRD DOWNS | | | | | | | | | | | | | | | | | |
| Attempts | 12 | 9 | 13 | 13 | 16 | 12 | 9 | 12 | 11 | 12 | 14 | 15 | 12 | | | | 160 |
| Converted | 3 | 3 | 10 | 4 | 3 | 3 | 3 | 2 | 5 | 5 | 6 | 6 | 5 | | | | 58 |
| Percentage | 25.0% | 33.3% | 76.9% | 30.8% | 18.8% | 25.0% | 33.3% | 16.7% | 45.5% | 41.7% | 42.9% | 40.0% | 41.7% | | | | 36.3% |
| FOURTH DOWNS | | | | | | | | | | | | | | | | | |
| Attempts | 3 | 1 | 2 | 3 | 3 | 3 | 0 | 4 | 1 | 1 | 2 | 4 | 2 | | | | 29 |
| Converted | 0 | 0 | 0 | 2 | 2 | 1 | 0 | 2 | 1 | 1 | 0 | 3 | 2 | | | | 14 |
| Percentage | 0.0% | 0.0% | 0.0% | 66.7% | 66.7% | 33.3% | 0 | 50.0% | 100.0% | 100.0% | 0.0% | 75.0% | 100.0% | | | | 48.3% |
| TOT. OFFENSE | | | | | | | | | | | | | | | | | |
| Net Yards | 306 | 304 | 517 | 343 | 205 | 364 | 221 | 339 | 308 | 423 | 334 | 388 | 493 | | | | 4,545 |
| Plays | 68 | 57 | 73 | 70 | 65 | 64 | 50 | 65 | 58 | 68 | 71 | 77 | 76 | | | | 862 |
| Avg./Play | 4.5 | 5.3 | 7.1 | 4.9 | 3.2 | 5.7 | 4.4 | 5.2 | 5.3 | 6.2 | 4.7 | 5.0 | 6.5 | | | | 5.3 |
| RUSHING | | | | | | | | | | | | | | | | | |
| Net Yards | 138 | 51 | 132 | 69 | 70 | 194 | 48 | 112 | 173 | 173 | 68 | 111 | 138 | | | | 1,477 |
| Rush. Att. | 27 | 17 | 31 | 22 | 28 | 18 | 16 | 21 | 39 | 34 | 20 | 28 | 28 | | | | 329 |
| Avg./Att. | 5.1 | 3.0 | 4.3 | 3.1 | 2.5 | 10.8 | 3.0 | 5.3 | 4.4 | 5.1 | 3.4 | 4.0 | 4.9 | | | | 4.5 |
| PASSING | | | | | | | | | | | | | | | | | |
| Net Yards | 168 | 253 | 385 | 274 | 135 | 170 | 173 | 227 | 135 | 250 | 266 | 277 | 355 | | | | 3,068 |
| Attempts | 39 | 36 | 42 | 45 | 30 | 40 | 32 | 44 | 18 | 32 | 51 | 48 | 48 | | | | 505 |
| Completions | 21 | 25 | 31 | 32 | 19 | 21 | 21 | 25 | 14 | 23 | 36 | 31 | 29 | | | | 328 |
| Completion Pct | 53.8% | 69.4% | 73.8% | 71.1% | 63.3% | 52.5% | 65.6% | 56.8% | 77.8% | 71.9% | 70.6% | 64.6% | 60.4% | | | | 65.0% |
| Avg. Gain Per Pass Play | 4.1 | 6.3 | 9.2 | 5.7 | 3.6 | 3.7 | 5.1 | 5.2 | 7.1 | 7.4 | 5.2 | 5.7 | 7.4 | | | | 5.8 |
| Intercepted | 1 | 1 | 0 | 0 | 1 | 0 | 0 | 1 | 0 | 1 | 1 | 1 | 1 | | | | 8 |
| Gross Yards | 189 | 275 | 385 | 314 | 183 | 213 | 182 | 227 | 142 | 266 | 266 | 285 | 355 | | | | 3,282 |
| Sacked | 2.0 | 4.0 | 0.0 | 3.0 | 7.0 | 6.0 | 2.0 | 0.0 | 1.0 | 2.0 | 0.0 | 1.0 | 0.0 | | | | 28.0 |
| Yards Lost | 21 | 22 | 0 | 40 | 48 | 43 | 9 | 0 | 7 | 16 | 0 | 8 | 0 | | | | 214 |
| PENALTIES | | | | | | | | | | | | | | | | | |
| Number | 8 | 4 | 6 | 2 | 5 | 3 | 3 | 4 | 3 | 4 | 5 | 7 | 8 | | | | 62 |
| Yards | 80 | 22 | 38 | 20 | 40 | 20 | 30 | 30 | 18 | 44 | 40 | 58 | 75 | | | | 515 |
| FUMBLES | | | | | | | | | | | | | | | | | |
| Number | 3 | 1 | 1 | 1 | 3 | 4 | 3 | 2 | 0 | 3 | 3 | 0 | 7 | | | | 31 |
| Lost | 2 | 1 | 1 | 1 | 2 | 1 | 1 | 1 | 0 | 0 | 1 | 0 | 0 | | | | 11 |
| PUNTING | | | | | | | | | | | | | | | | | |
| Yards | 137 | 140 | 58 | 229 | 351 | 295 | 253 | 204 | 173 | 93 | 177 | 47 | 91 | | | | 2,248 |
| Punts | 3 | 3 | 1 | 5 | 7 | 6 | 6 | 4 | 4 | 2 | 4 | 1 | 2 | | | | 48 |
| Net Avg. | 37.0 | 44.0 | 42.0 | 40.2 | 43.0 | 42.0 | 39.7 | 37.8 | 43.3 | 43.0 | 42.0 | 47.0 | 35.5 | | | | 41.1 |
| Gross Avg. | 45.7 | 46.7 | 58.0 | 45.8 | 50.1 | 49.2 | 42.2 | 51.0 | 43.3 | 46.5 | 44.3 | 47.0 | 45.5 | | | | 46.8 |
| Touchbacks | 0 | 0 | 0 | 0 | 2 | 0 | 0 | 2 | 0 | 0 | 0 | 0 | 1 | | | | 5 |
| Punts Blocked | 0 | 0 | 0 | 0 | 0 | 0 | 0 | 0 | 0 | 0 | 0 | 0 | 0 | | | | 0 |
| Punt Returns | 1 | 1 | 1 | 1 | 1 | 3 | 1 | 4 | 0 | 0 | 2 | 0 | 1 | | | | 16 |
| Punt Return Yards | 1 | 10 | 7 | -3 | 4 | 20 | 5 | 21 | 0 | 0 | 6 | 0 | 5 | | | | 76 |
| Punt Return Avg. | 1.0 | 10.0 | 7.0 | -3.0 | 4.0 | 6.7 | 5.0 | 5.3 | 0 | 0 | 3.0 | 0 | 5.0 | | | | 4.8 |
| SCORING | | | | | | | | | | | | | | | | | |
| Points | 6 | 16 | 34 | 17 | 3 | 28 | 28 | 10 | 23 | 30 | 19 | 17 | 42 | | | | 273 |
| Q1 | 6 | 0 | 6 | 0 | 0 | 0 | 7 | 7 | 0 | 7 | 6 | 3 | 7 | | | | 49 |
| Q2 | 0 | 10 | 21 | 10 | 0 | 0 | 0 | 3 | 13 | 3 | 6 | 7 | 7 | | | | 80 |
| Q3 | 0 | 0 | 0 | 0 | 0 | 6 | 14 | 0 | 10 | 3 | 0 | 0 | 6 | | | | 39 |
| Q4 | 0 | 6 | 7 | 7 | 3 | 22 | 7 | 0 | 0 | 11 | 7 | 7 | 22 | | | | 99 |
| OT | 0 | 0 | 0 | 0 | 0 | 0 | 0 | 0 | 0 | 6 | 0 | 0 | 0 | | | | 6 |
| TD Rushing | 0 | 0 | 1 | 2 | 0 | 1 | 1 | 1 | 1 | 1 | 0 | 0 | 4 | | | | 12 |
| TD Passing | 1 | 1 | 4 | 0 | 0 | 2 | 2 | 0 | 2 | 2 | 1 | 2 | 2 | | | | 19 |
| TD KO Returns | 0 | 0 | 0 | 0 | 0 | 0 | 0 | 0 | 0 | 0 | 0 | 0 | 0 | | | | 0 |
| TD Punt Returns | 0 | 0 | 0 | 0 | 0 | 0 | 0 | 0 | 0 | 0 | 0 | 0 | 0 | | | | 0 |
| TD Sp. Teams | 0 | 0 | 0 | 0 | 0 | 0 | 0 | 0 | 0 | 0 | 0 | 0 | 0 | | | | 0 |
| TD Def. Returns | 0 | 0 | 0 | 0 | 0 | 0 | 1 | 0 | 0 | 0 | 1 | 0 | 0 | | | | 2 |
| Total TDs | 1 | 1 | 5 | 2 | 0 | 4 | 4 | 1 | 3 | 3 | 2 | 2 | 6 | | | | 34 |
| PAT Attempts | 1 | 1 | 5 | 2 | 0 | 4 | 4 | 1 | 3 | 2 | 2 | 2 | 6 | | | | 33 |
| PAT Made | 0 | 1 | 4 | 2 | 0 | 2 | 4 | 1 | 2 | 2 | 1 | 2 | 5 | | | | 26 |
| FG Attempts | 1 | 3 | 1 | 2 | 1 | 1 | 0 | 1 | 1 | 3 | 2 | 4 | 1 | | | | 21 |
| FG Made | 0 | 3 | 0 | 1 | 1 | 0 | 0 | 1 | 1 | 3 | 2 | 1 | 0 | | | | 13 |
| Safety | 0 | 0 | 0 | 0 | 0 | 0 | 0 | 0 | 0 | 0 | 0 | 0 | 0 | | | | 0 |
| 2-Pt Attempts | 0 | 0 | 0 | 0 | 0 | 4 | 0 | 0 | 0 | 1 | 0 | 0 | 1 | | | | 6 |
| 2-Pt Made | 0 | 0 | 0 | 0 | 0 | 2 | 0 | 0 | 0 | 1 | 0 | 0 | 1 | | | | 4 |
| Time of Possession | 30:02 | 25:09 | 33:56 | 30:38 | 34:39 | 23:30 | 24:38 | 26:34 | 27:26 | 33:33 | 33:39 | 32:26 | 31:57 | | | | 388:07 |
| KICKOFFS | | | | | | | | | | | | | | | | | |
| Kickoff Returns | 0 | 1 | 1 | 2 | 0 | 2 | 2 | 4 | 0 | 3 | 3 | 4 | 1 | | | | 23 |
| Kickoff Return Yards | 0 | 17 | 19 | 30 | 0 | 43 | 48 | 103 | 0 | 47 | 52 | 126 | 16 | | | | 501 |
| Kickoff Return Avg. | 0 | 17.0 | 19.0 | 15.0 | 0 | 21.5 | 24.0 | 25.8 | 0 | 15.7 | 17.3 | 31.5 | 16.0 | | | | 21.8 |

LONGEST PLAYS FROM SCRIMMAGE

| RAVENS | | | | | | OPPONENT | | | | | |
|---------------|-----------------|-----|---|-------|---------------|----------|-----------------|-----|---|-------|---------------|
| DATE | OPPONENT | QTR | RAVENS PLAYER | YARDS | SCORE | DATE | OPPONENT | QTR | OPP. PLAYER | YARDS | SCORE |
| 12/02 | at Pittsburgh | 4 | Trace McSorley -> Marquise Brown | 70T | L, 19-14 | 10/18 | at Philadelphia | 3 | Miles Sanders run | 74 | W, 28-30 |
| 10/04 | at Washington | 2 | Lamar Jackson run | 50T | W, 31-17 | 10/18 | at Philadelphia | 3 | Carson Wentz -> John Hightower | 50 | W, 28-30 |
| 09/13 | Cleveland | 1 | Lamar Jackson -> Marquise Brown | 47 | W, 38-6 | 11/22 | Tennessee | 3 | Ryan Tannehill -> Corey Davis | 50 | L, 24-30 (OT) |
| 09/20 | at Houston | 4 | J.K. Dobbins run | 44 | W, 33-16 | 09/28 | Kansas City | 2 | Patrick Mahomes -> Mecole Hardman | 49T | L, 20-34 |
| 12/14 | at Cleveland | 3 | Lamar Jackson run | 44 | W, 47-42 | 10/04 | at Washington | 2 | Dwayne Haskins Jr. -> Antonio Gibson | 40 | W, 17-31 |
| 12/14 | at Cleveland | 4 | Lamar Jackson -> Marquise Brown | 44T | W, 47-42 | 10/18 | at Philadelphia | 4 | Carson Wentz run | 40 | W, 28-30 |
| 10/11 | Cincinnati | 1 | Devin Duvernay run | 42 | W, 27-3 | 10/04 | at Washington | 4 | Dwayne Haskins Jr. -> Terry McLaurin | 39 | W, 17-31 |
| 11/01 | Pittsburgh | 4 | Lamar Jackson -> Devin Duvernay | 39 | L, 28-24 | 09/20 | at Houston | 2 | Deshaun Watson -> Brandin Cooks | 38 | W, 16-33 |
| 12/02 | at Pittsburgh | 2 | Robert Griffin III run | 39 | L, 19-14 | 12/14 | at Cleveland | 2 | Baker Mayfield -> Donovan Peoples-Jones | 37 | W, 42-47 |
| 12/14 | at Cleveland | 2 | Lamar Jackson -> Mark Andrews | 39 | W, 47-42 | 09/28 | Kansas City | 1 | Patrick Mahomes -> Tyreek Hill | 33 | L, 20-34 |
| 12/08 | Dallas | 2 | Lamar Jackson -> Miles Boykin | 38T | W, 34-17 | 12/14 | at Cleveland | 4 | Baker Mayfield -> Donovan Peoples-Jones | 30 | W, 42-47 |
| 10/18 | at Philadelphia | 3 | Lamar Jackson run | 37T | W, 30-28 | 09/13 | Cleveland | 1 | Nick Chubb run | 29 | W, 6-38 |
| 12/08 | Dallas | 1 | Lamar Jackson run | 37T | W, 34-17 | 09/28 | Kansas City | 2 | Patrick Mahomes -> Travis Kelce | 29 | L, 20-34 |
| 12/08 | Dallas | 2 | Gus Edwards run | 36 | W, 34-17 | 11/22 | Tennessee | 5 | Derrick Henry run | 29T | L, 24-30 (OT) |
| 10/11 | Cincinnati | 2 | J.K. Dobbins run | 34 | W, 27-3 | 09/13 | Cleveland | 2 | Baker Mayfield -> David Njoku | 28 | W, 6-38 |
| 11/01 | Pittsburgh | 1 | Lamar Jackson -> Willie Snead IV | 34 | L, 28-24 | 12/08 | Dallas | 4 | Andy Dalton -> Michael Gallup | 28 | W, 17-34 |
| 10/04 | at Washington | 1 | Lamar Jackson -> Marquise Brown | 33 | W, 31-17 | 12/02 | at Pittsburgh | 2 | Ben Roethlisberger -> Eric Ebron | 27 | L, 14-19 |
| 10/18 | at Philadelphia | 2 | Lamar Jackson -> Willie Snead IV | 32 | W, 30-28 | 10/11 | Cincinnati | 1 | Joe Burrow -> Tee Higgins | 26 | W, 3-27 |
| 11/01 | Pittsburgh | 4 | Lamar Jackson -> Willie Snead IV | 32 | L, 28-24 | 10/18 | at Philadelphia | 2 | Miles Sanders run | 26 | W, 28-30 |
| 10/04 | at Washington | 2 | Lamar Jackson -> Marquise Brown | 31 | W, 31-17 | 11/15 | at New England | 3 | Cam Newton -> Jakobi Meyers | 26 | L, 17-23 |
| 11/15 | at New England | 2 | Lamar Jackson -> Gus Edwards | 31 | L, 23-17 | 12/14 | at Cleveland | 3 | Baker Mayfield -> Kareem Hunt | 26 | W, 42-47 |
| 11/22 | Tennessee | 3 | Lamar Jackson -> Mark Andrews | 31T | L, 30-24 (OT) | 11/15 | at New England | 3 | Damien Harris run | 25 | L, 17-23 |
| 09/20 | at Houston | 4 | Mark Ingram II run | 30T | W, 33-16 | 11/22 | Tennessee | 4 | Ryan Tannehill -> A.J. Brown | 25 | L, 24-30 (OT) |
| 09/28 | Kansas City | 1 | Lamar Jackson run | 30 | L, 34-20 | 09/20 | at Houston | 3 | Deshaun Watson -> Brandin Cooks | 24 | W, 16-33 |
| 10/11 | Cincinnati | 3 | Lamar Jackson -> Marquise Brown | 30 | W, 27-3 | 09/28 | Kansas City | 3 | Patrick Mahomes -> Clyde Edwards-Helaire | 24 | L, 20-34 |
| 11/22 | Tennessee | 2 | Lamar Jackson -> Mark Andrews | 30 | L, 30-24 (OT) | 11/01 | Pittsburgh | 3 | Ben Roethlisberger -> JuJu Smith-Schuster | 24 | L, 24-28 |
| 12/08 | Dallas | 2 | J.K. Dobbins run | 30 | W, 34-17 | 11/15 | at New England | 2 | Jakobi Meyers -> Rex Burkhead | 24T | L, 17-23 |
| 09/20 | at Houston | 1 | Lamar Jackson -> Mark Andrews | 29 | W, 33-16 | 11/22 | Tennessee | 4 | Derrick Henry run | 24 | L, 24-30 (OT) |
| 11/01 | Pittsburgh | 1 | J.K. Dobbins run | 28 | L, 28-24 | 09/20 | at Houston | 4 | Deshaun Watson -> Randall Cobb | 23 | W, 16-33 |
| 09/13 | Cleveland | 2 | Lamar Jackson -> Miles Boykin | 25 | W, 38-6 | 09/13 | Cleveland | 1 | Kareem Hunt run | 22 | W, 6-38 |
| 09/20 | at Houston | 2 | Lamar Jackson -> Marquise Brown | 25 | W, 33-16 | 09/28 | Kansas City | 1 | Tyreek Hill run | 22 | L, 20-34 |
| 10/04 | at Washington | 2 | Lamar Jackson -> Mark Andrews | 25T | W, 31-17 | 11/22 | Tennessee | 4 | Ryan Tannehill -> Corey Davis | 22 | L, 24-30 (OT) |
| 11/01 | Pittsburgh | 2 | Gus Edwards run | 25 | L, 28-24 | 12/02 | at Pittsburgh | 2 | Ben Roethlisberger -> Chase Claypool | 22 | L, 14-19 |
| 09/28 | Kansas City | 3 | Gus Edwards run | 24 | L, 34-20 | 12/14 | at Cleveland | 4 | Baker Mayfield -> Kareem Hunt | 22T | W, 42-47 |
| 10/18 | at Philadelphia | 3 | Lamar Jackson run | 24 | W, 30-28 | 09/13 | Cleveland | 3 | Baker Mayfield -> David Njoku | 21 | W, 6-38 |
| 11/01 | Pittsburgh | 4 | Lamar Jackson -> Willie Snead IV | 24 | L, 28-24 | 11/08 | at Indianapolis | 4 | Philip Rivers -> Mo Alie-Cox | 21 | W, 10-24 |
| 12/08 | Dallas | 4 | Gus Edwards run | 24 | W, 34-17 | 11/22 | Tennessee | 2 | Ryan Tannehill run | 21 | L, 24-30 (OT) |
| 09/20 | at Houston | 4 | Lamar Jackson -> Willie Snead IV | 22 | W, 33-16 | 12/14 | at Cleveland | 4 | Baker Mayfield -> Rashard Higgins | 21T | W, 42-47 |
| 09/20 | at Houston | 4 | Gus Edwards run | 22 | W, 33-16 | 09/13 | Cleveland | 3 | Baker Mayfield -> Jarvis Landry | 20 | W, 6-38 |
| 10/04 | at Washington | 3 | Lamar Jackson -> Mark Andrews | 22T | W, 31-17 | 09/28 | Kansas City | 2 | Patrick Mahomes -> Tyreek Hill | 20T | L, 20-34 |
| 09/13 | Cleveland | 2 | Lamar Jackson -> Marquise Brown | 21 | W, 38-6 | 10/18 | at Philadelphia | 2 | Jalen Hurts run | 20 | W, 28-30 |
| 09/13 | Cleveland | 3 | Lamar Jackson -> Mark Andrews | 21 | W, 38-6 | 11/08 | at Indianapolis | 1 | Philip Rivers -> Zach Pascal | 20 | W, 10-24 |
| 10/18 | at Philadelphia | 4 | Lamar Jackson run | 21 | W, 30-28 | 11/15 | at New England | 2 | Cam Newton -> Ryan Izzo | 20 | L, 17-23 |
| 11/08 | at Indianapolis | 3 | Lamar Jackson -> Nick Boyle | 21 | W, 24-10 | 12/14 | at Cleveland | 1 | Baker Mayfield -> David Njoku | 20 | W, 42-47 |
| 11/15 | at New England | 1 | Lamar Jackson -> Willie Snead IV | 21 | L, 23-17 | | | | | | |
| 12/08 | Dallas | 4 | Gus Edwards run | 21 | W, 34-17 | | | | | | |
| 09/13 | Cleveland | 2 | Lamar Jackson -> Willie Snead IV | 20 | W, 38-6 | | | | | | |
| 10/11 | Cincinnati | 3 | Mark Ingram II run | 20 | W, 27-3 | | | | | | |
| 10/18 | at Philadelphia | 3 | Lamar Jackson -> Marquise Brown | 20 | W, 30-28 | | | | | | |
| 11/01 | Pittsburgh | 4 | Gus Edwards run | 20 | L, 28-24 | | | | | | |
| 11/08 | at Indianapolis | 3 | Lamar Jackson -> Marquise Brown | 20 | W, 24-10 | | | | | | |
| 12/08 | Dallas | 3 | Lamar Jackson -> Marquise Brown | 20T | W, 34-17 | | | | | | |
| 12/14 | at Cleveland | 2 | Lamar Jackson run | 20 | W, 47-42 | | | | | | |
| TOTALS | | | 53 - 1,599 (30.2), 11 TDS (23 RUNS, 4 TDS, 30 PASSES, 7 TDS) | | | | | | 44 - 1,261 (28.7), 6 TDS (11 RUNS, 1 TD, 33 PASSES, 5 TDS) | | |

TEAM SUPERLATIVES

| HIGH | DATE | OPPONENT | OFFENSIVE CATEGORY | OPPONENT | DATE | LOW |
|-------|-------|-----------------|---------------------------------------|-----------------|-------|-------|
| 47 | 12/14 | at Cleveland | Points | at Pittsburgh | 12/2 | 14 |
| 17 | 9/20 | at Houston | Points in a Quarter | at Pittsburgh | 12/2 | 0 |
| 26 | 12/14 | at Cleveland | Points in a Half | at Pittsburgh | 12/2 | 7 |
| 6 | 12/14 | at Cleveland | Total Touchdowns | at Pittsburgh | 12/2 | 2 |
| 79 | 11/1 | vs. Pittsburgh | Total Plays | at Pittsburgh | 12/2 | 49 |
| 457 | 11/1 | vs. Pittsburgh | Total Net Yards | at Pittsburgh | 12/2 | 219 |
| 25 | 12/14 | at Cleveland | Total First Downs | at Pittsburgh | 12/2 | 10 |
| 16 | 12/8 | vs. Dallas | First Downs Rushing | vs. Cincinnati | 10/11 | 6 |
| 16 | 9/13 | vs. Cleveland | First Downs Passing | at Pittsburgh | 12/2 | 1 |
| 3 | 12/14 | at Cleveland | First Down Penalties | at Philadelphia | 10/18 | 0 |
| 60% | 11/22 | vs. Tennessee | Third Down Efficiency | at Pittsburgh | 12/2 | 23% |
| 7.4 | 12/8 | vs. Dallas | Average Yards Per Play | at Indianapolis | 11/8 | 4.2 |
| 294 | 12/8 | vs. Dallas | Total Net Yards Rushing | at Indianapolis | 11/8 | 110 |
| 47 | 11/1 | vs. Pittsburgh | Rushing Attempts | vs. Kansas City | 9/28 | 21 |
| 7.9 | 12/8 | vs. Dallas | Rushing Average Yards | at Indianapolis | 11/8 | 2.9 |
| 5 | 12/14 | at Cleveland | Rushing Touchdowns | at New England | 11/15 | 0 |
| 270 | 9/13 | vs. Cleveland | Total Net Yards Passing | vs. Kansas City | 9/28 | 70 |
| 37 | 10/11 | vs. Cincinnati | Passing Attempts | vs. Dallas | 12/8 | 17 |
| 24 | 11/15 | at New England | Passing Completions | at Pittsburgh | 12/2 | 9 |
| 3 | 9/13 | vs. Cleveland | Passing Touchdowns | at Indianapolis | 11/8 | 0 |
| 9.6 | 9/13 | vs. Cleveland | Passing Yards Average | vs. Kansas City | 9/28 | 2.2 |
| 2 | 11/1 | vs. Pittsburgh | Passes Thrown for Interception | at Cleveland | 12/14 | 0 |
| 4 | 12/14 | at Cleveland | Times Sacked | vs. Dallas | 12/8 | 0 |
| 27 | 9/28 | vs. Kansas City | Sack Yards Lost | vs. Dallas | 12/8 | 0 |
| 7 | 12/2 | at Pittsburgh | Total Punts | vs. Dallas | 12/8 | 1 |
| 325 | 10/18 | at Philadelphia | Total Punt Yards | vs. Dallas | 12/8 | 34 |
| 50.3 | 11/15 | at New England | Punt Gross Average Yards | vs. Dallas | 12/8 | 34 |
| 50.3 | 11/15 | at New England | Punt Net Average Yards | vs. Dallas | 12/8 | 34 |
| 5 | 10/18 | at Philadelphia | Punt Returns | at Cleveland | 12/14 | 0 |
| 43 | 10/18 | at Philadelphia | Punt Return Yards | at Cleveland | 12/14 | 0 |
| 16.0 | 9/28 | vs. Kansas City | Punt Return Yards Average | at Cleveland | 12/14 | 0.0 |
| 3 | 12/14 | at Cleveland | Kickoff Returns | at Washington | 10/4 | 0 |
| 119 | 9/28 | vs. Kansas City | Kickoff Return Yards | at Washington | 10/4 | 0 |
| 12 | 10/18 | at Philadelphia | Total Penalties | at Houston | 9/20 | 3 |
| 132 | 10/18 | at Philadelphia | Penalty Yards | at Houston | 9/20 | 21 |
| 4 | 11/1 | vs. Pittsburgh | Total Fumbles | vs. Tennessee | 11/22 | 0 |
| 2 | 11/1 | vs. Pittsburgh | Fumbles Lost | at Cleveland | 12/14 | 0 |
| 36:30 | 10/18 | at Philadelphia | Time of Possession | vs. Cincinnati | 10/11 | 25:21 |
| 4 | 11/1 | vs. Pittsburgh | Turnovers | at Cleveland | 12/14 | 0 |

TEAM SUPERLATIVES

| HIGH | DATE | OPPONENT | DEFENSIVE CATEGORY | OPPONENT | DATE | LOW |
|-------|-------|-----------------------------------|---------------------------------------|-------------------------------------|-------|-------|
| 42 | 12/14 | at Cleveland | Points | vs. Cincinnati | 10/11 | 3 |
| 22 | 12/14 | at Cleveland ...1 more at 22. | Points in a Quarter | vs. Dallas ...10 more at 0. | 12/8 | 0 |
| 28 | 12/14 | at Cleveland ...1 more at 28. | Points in a Half | at Indianapolis ...3 more at 0. | 11/8 | 0 |
| 6 | 12/14 | at Cleveland | Total Touchdowns | vs. Cincinnati | 10/11 | 0 |
| 77 | 12/8 | vs. Dallas | Total Plays | vs. Pittsburgh | 11/1 | 50 |
| 517 | 9/28 | vs. Kansas City | Total Net Yards | vs. Cincinnati | 10/11 | 205 |
| 33 | 12/14 | at Cleveland | Total First Downs | vs. Cincinnati | 10/11 | 12 |
| 11 | 11/15 | at New England | First Downs Rushing | at Houston | 9/20 | 2 |
| 22 | 9/28 | vs. Kansas City | First Downs Passing | vs. Cincinnati | 10/11 | 9 |
| 5 | 12/14 | at Cleveland ...1 more at 5. | First Down Penalties | vs. Cincinnati | 10/11 | 0 |
| 77% | 9/28 | vs. Kansas City | Third Down Efficiency | at Indianapolis | 11/8 | 17% |
| 7.1 | 9/28 | vs. Kansas City | Average Yards Per Play | vs. Cincinnati | 10/11 | 3.2 |
| 194 | 10/18 | at Philadelphia | Total Net Yards Rushing | vs. Pittsburgh | 11/1 | 48 |
| 39 | 11/15 | at New England | Rushing Attempts | vs. Pittsburgh | 11/1 | 16 |
| 10.8 | 10/18 | at Philadelphia | Rushing Average Yards | vs. Cincinnati | 10/11 | 2.5 |
| 4 | 12/14 | at Cleveland | Rushing Touchdowns | vs. Dallas ...4 more at 0. | 12/8 | 0 |
| 385 | 9/28 | vs. Kansas City | Total Net Yards Passing | at New England ...1 more at 135. | 11/15 | 135 |
| 51 | 12/2 | at Pittsburgh | Passing Attempts | at New England | 11/15 | 18 |
| 36 | 12/2 | at Pittsburgh | Passing Completions | at New England | 11/15 | 14 |
| 4 | 9/28 | vs. Kansas City | Passing Touchdowns | at Indianapolis ...2 more at 0. | 11/8 | 0 |
| 9.2 | 9/28 | vs. Kansas City | Passing Yards Average | vs. Cincinnati | 10/11 | 3.6 |
| 1 | 12/14 | at Cleveland ...7 more at 1. | Passes Thrown for Interception | at New England ...4 more at 0. | 11/15 | 0 |
| 7 | 10/11 | vs. Cincinnati | QB Sacks | at Cleveland ...3 more at 0. | 12/14 | 0 |
| 48 | 10/11 | vs. Cincinnati | Sack Yards Lost | at Cleveland ...3 more at 0. | 12/14 | 0 |
| 7 | 10/11 | vs. Cincinnati | Total Punts | vs. Dallas ...1 more at 1. | 12/8 | 1 |
| 351 | 10/11 | vs. Cincinnati | Total Punt Yards | vs. Dallas | 12/8 | 47 |
| 58 | 9/28 | vs. Kansas City | Punt Gross Average Yards | vs. Pittsburgh | 11/1 | 42.2 |
| 47 | 12/8 | vs. Dallas | Punt Net Average Yards | at Cleveland | 12/14 | 35.5 |
| 4 | 11/8 | at Indianapolis | Punt Returns | vs. Dallas ...2 more at 0. | 12/8 | 0 |
| 21 | 11/8 | at Indianapolis | Punt Return Yards | at Washington | 10/4 | -3 |
| 10.0 | 9/20 | at Houston | Punt Return Yards Average | at Washington | 10/4 | -3.0 |
| 4 | 12/8 | vs. Dallas ...1 more at 4. | Kickoff Returns | at New England ...2 more at 0. | 11/15 | 0 |
| 126 | 12/8 | vs. Dallas | Kickoff Return Yards | at New England ...2 more at 0. | 11/15 | 0 |
| 8 | 12/14 | at Cleveland ...1 more at 8. | Total Penalties | at Washington | 10/4 | 2 |
| 80 | 9/13 | vs. Cleveland | Penalty Yards | at New England | 11/15 | 18 |
| 7 | 12/14 | at Cleveland | Total Fumbles | vs. Dallas ...1 more at 0. | 12/8 | 0 |
| 2 | 10/11 | vs. Cincinnati ...1 more at 2. | Fumbles Lost | at Cleveland ...3 more at 0. | 12/14 | 0 |
| 34:39 | 10/11 | vs. Cincinnati | Time of Possession | at Philadelphia | 10/18 | 23:30 |
| 3 | 10/11 | vs. Cincinnati ...1 more at 3. | Turnovers | at New England | 11/15 | 0 |

INDIVIDUAL SUPERLATIVES

| CATEGORY | 2020 RAVENS INDIVIDUAL BEST | GAME | DATE | OPPONENT INDIVIDUAL BEST | GAME | DATE |
|------------------------------|---------------------------------|---------|-------|------------------------------------|---------|-------|
| Touchdowns | 2 Gus Edwards ...5 more. | at CLE | 12/14 | 2 Nick Chubb ...2 more. | at CLE | 12/14 |
| Passes Attempted | 37 Lamar Jackson | vs. CIN | 10/11 | 51 Ben Roethlisberger | at PIT | 12/02 |
| Passes Completed | 24 Lamar Jackson | at NE | 11/15 | 36 Ben Roethlisberger | at PIT | 12/02 |
| Completion Percentage | 82.6 Lamar Jackson | at IND | 11/08 | 76.4 Cam Newton | at NE | 11/15 |
| Passing Yards | 275 Lamar Jackson | vs. CLE | 09/13 | 385 Patrick Mahomes | vs. KC | 09/28 |
| Yards Per Attempt | 15.0 Sam Koch | at WAS | 10/04 | 24.0 Jakobi Meyers | at NE | 11/15 |
| Touchdown Passes | 3 Lamar Jackson | vs. CLE | 09/13 | 4 Patrick Mahomes | vs. KC | 09/28 |
| Receptions | 7 Mark Andrews | at NE | 11/15 | 10 Terry McLaurin | at WAS | 10/04 |
| Receiving Yards | 106 Willie Snead IV | vs. PIT | 11/01 | 118 Terry McLaurin | at WAS | 10/04 |
| Touchdown Receptions | 2 Willie Snead IV ...2 more. | at NE | 11/15 | 2 Rex Burkhead | at NE | 11/15 |
| Rushing Yards | 124 Lamar Jackson | at CLE | 12/14 | 133 Derrick Henry | vs. TEN | 11/22 |
| Rushing Attempts | 16 Gus Edwards ...2 more. | vs. PIT | 11/01 | 28 Derrick Henry | vs. TEN | 11/22 |
| Rushing Average | 14.4 Gus Edwards | vs. DAL | 12/08 | 13.1 Miles Sanders | at PHI | 10/18 |
| Rushing Touchdowns | 2 Gus Edwards ...2 more. | at CLE | 12/14 | 2 Nick Chubb | at CLE | 12/14 |
| Yards From Scrimmage | 124 Lamar Jackson | at CLE | 12/14 | 134 Clyde Edwards-Helaire | vs. KC | 09/28 |
| Combined Net Yards | 126 Devin Duvernay | vs. KC | 09/28 | 154 Tony Pollard | vs. DAL | 12/08 |
| Interceptions Made | 1 Tyus Bowser ...7 more. | at CLE | 12/14 | 2 Kendall Fuller | at WAS | 10/04 |
| Interceptions Thrown | 2 Lamar Jackson | vs. PIT | 11/01 | 1 Baker Mayfield ...7 more. | at CLE | 12/14 |
| INT Return Yards | 25 Tyus Bowser | vs. TEN | 11/22 | 33 Robert Spillane | vs. PIT | 11/01 |
| Tackles | 13 Chuck Clark | at PIT | 12/02 | 15 Darius Leonard ...1 more. | at IND | 11/08 |
| Sacks | 3.0 Calais Campbell | at PHI | 10/18 | 2.0 Olivier Vernon ...5 more. | at CLE | 12/14 |
| Punts | 7 Sam Koch ...1 more. | at PIT | 12/02 | 7 Kevin Huber | vs. CIN | 10/11 |
| Punts Inside the 20 | 3 Sam Koch ...3 more. | at PIT | 12/02 | 2 Jordan Berry ...4 more. | at PIT | 12/02 |
| Punting Average | 50.3 Sam Koch | at NE | 11/15 | 58.0 Tommy Townsend | vs. KC | 09/28 |
| Punt Returns | 5 James Proche II | at PHI | 10/18 | 4 Nyheim Hines | at IND | 11/08 |
| Punt Return Yards | 43 James Proche II | at PHI | 10/18 | 21 Nyheim Hines | at IND | 11/08 |
| Kickoff Returns | 3 Devin Duvernay ...1 more. | at CLE | 12/14 | 4 Tony Pollard ...1 more. | vs. DAL | 12/08 |
| Kickoff Return Yards | 119 Devin Duvernay | vs. KC | 09/28 | 126 Tony Pollard | vs. DAL | 12/08 |
| Field Goals Attempted | 4 Justin Tucker | at HOU | 09/20 | 4 Greg Zuerlein | vs. DAL | 12/08 |
| Field Goals Made | 4 Justin Tucker | at HOU | 09/20 | 3 Stephen Gostkowski ...1 more. | vs. TEN | 11/22 |

| CATEGORY | 2020 RAVENS LONGEST PLAYS | GAME | DATE | OPPONENT INDIVIDUAL | GAME | DATE |
|---|--------------------------------|---------|-------|---------------------------------|---------|-------|
| Run From Scrimmage | 50 Lamar Jackson | at WAS | 10/04 | 74 Miles Sanders | at PHI | 10/18 |
| Touchdown Run | 50 Lamar Jackson | at WAS | 10/04 | 29 Derrick Henry | vs. TEN | 11/22 |
| Passing Long | 70 Trace McSorley | at PIT | 12/02 | 50 Ryan Tannehill ...1 more. | vs. TEN | 11/22 |
| Touchdown Pass Long | 70 Trace McSorley | at PIT | 12/02 | 49 Patrick Mahomes | vs. KC | 09/28 |
| Longest Reception | 70 Marquise Brown | at PIT | 12/02 | 50 Corey Davis ...1 more. | vs. TEN | 11/22 |
| Touchdown Reception | 70 Marquise Brown | at PIT | 12/02 | 49 Mecole Hardman | vs. KC | 09/28 |
| Interception Return | 25 Tyus Bowser | vs. TEN | 11/22 | 33 Robert Spillane | vs. PIT | 11/01 |
| Longest INT Return for TD | | | | 33 Robert Spillane | vs. PIT | 11/01 |
| Longest Own Fumble Return | 4 Jimmy Smith | at PHI | 10/18 | 11 Bobby Okereke | at IND | 11/08 |
| Longest Opponent's Fumble Return | 65 Chuck Clark | at IND | 11/08 | 3 Darius Leonard | at IND | 11/08 |
| Punt Return | 17 James Proche II | vs. CLE | 09/13 | 11 Nyheim Hines ...1 more. | at IND | 11/08 |
| Kickoff Return | 93 Devin Duvernay | vs. KC | 09/28 | 66 Tony Pollard | vs. DAL | 12/08 |
| Punt | 59 Sam Koch | at PHI | 10/18 | 66 Cameron Johnston | at PHI | 10/18 |
| Field Goal | 55 Justin Tucker ...1 more. | at CLE | 12/14 | 45 Ka'imi Fairbairn | at HOU | 09/20 |
| Field Goal Attempt | 61 Justin Tucker | vs. CIN | 10/11 | 54 Dustin Hopkins | at WAS | 10/04 |

TURNOVER TABLE

| DATE | OPPONENT | FORCED TURNOVERS | | | TURNOVERS CONVERTED | | | | | OUTCOME | |
|------------------|-----------------|------------------|----------|-----------|---------------------|----------|-----------|-------------|-------------|-----------|------------|
| | | FUM | INTS | TOTAL | TD | FG | PTS. | PTS. PCT. | TD PCT. | NET DIFF. | RESULT |
| 09/13 | Baltimore | 2 | 1 | 3 | 2 | 1 | 17 | 100.0 | 66.7 | +2 | W |
| | Cleveland | 1 | 0 | 1 | 0 | 0 | 0 | 0.0 | 0.0 | -2 | L |
| 09/20 | Baltimore | 1 | 1 | 2 | 1 | 0 | 7 | 50.0 | 100.0 | +2 | W |
| | at Houston | 0 | 0 | 0 | 0 | 0 | 0 | 0.0 | 0.0 | -2 | L |
| 09/28 | Baltimore | 1 | 0 | 1 | 0 | 1 | 3 | 100.0 | 0.0 | 0 | L |
| | Kansas City | 1 | 0 | 1 | 0 | 0 | 0 | 0.0 | 0.0 | 0 | W |
| 10/04 | Baltimore | 1 | 0 | 1 | 1 | 0 | 7 | 100.0 | 100.0 | -1 | W |
| | at Washington | 0 | 2 | 2 | 1 | 1 | 10 | 100.0 | 50.0 | +1 | L |
| 10/11 | Baltimore | 2 | 1 | 3 | 2 | 0 | 14 | 66.7 | 100.0 | +2 | W |
| | Cincinnati | 0 | 1 | 1 | 0 | 0 | 0 | 0.0 | 0.0 | -2 | L |
| 10/18 | Baltimore | 1 | 0 | 1 | 1 | 0 | 6 | 100.0 | 100.0 | +1 | W |
| | at Philadelphia | 0 | 0 | 0 | 0 | 0 | 0 | 0.0 | 0.0 | -1 | L |
| 11/01 | Baltimore | 1 | 0 | 1 | 0 | 0 | 0 | 0.0 | 0.0 | -3 | L |
| | Pittsburgh | 2 | 2 | 4 | 2 | 0 | 14 | 50.0 | 100.0 | +3 | W |
| 11/08 | Baltimore | 1 | 1 | 2 | 2 | 0 | 14 | 100.0 | 100.0 | +1 | W |
| | at Indianapolis | 1 | 0 | 1 | 0 | 0 | 0 | 0.0 | 0.0 | -1 | L |
| 11/15 | Baltimore | 0 | 0 | 0 | 0 | 0 | 0 | 0.0 | 0.0 | -1 | L |
| | at New England | 0 | 1 | 1 | 0 | 0 | 0 | 0.0 | 0.0 | +1 | W |
| 11/22 | Baltimore | 0 | 1 | 1 | 0 | 1 | 3 | 100.0 | 0.0 | 0 | L |
| | Tennessee | 0 | 1 | 1 | 0 | 1 | 3 | 100.0 | 0.0 | 0 | W |
| 12/02 | Baltimore | 1 | 1 | 2 | 1 | 0 | 7 | 50.0 | 100.0 | 0 | L |
| | at Pittsburgh | 1 | 1 | 2 | 1 | 0 | 6 | 50.0 | 100.0 | 0 | W |
| 12/08 | Baltimore | 0 | 1 | 1 | 1 | 0 | 7 | 100.0 | 100.0 | 0 | W |
| | Dallas | 0 | 1 | 1 | 0 | 1 | 3 | 100.0 | 0.0 | 0 | L |
| 12/14 | Baltimore | 0 | 1 | 1 | 1 | 0 | 6 | 100.0 | 100.0 | +1 | W |
| | at Cleveland | 0 | 0 | 0 | 0 | 0 | 0 | 0.0 | 0.0 | -1 | L |
| 12/20 | Jacksonville | -- | -- | -- | -- | -- | -- | -- | -- | -- | -- |
| 12/27 | N.Y. Giants | -- | -- | -- | -- | -- | -- | -- | -- | -- | -- |
| 01/03 | at Cincinnati | -- | -- | -- | -- | -- | -- | -- | -- | -- | -- |
| RAVENS | | 11 | 8 | 19 | 12 | 3 | 91 | 78.9 | 80.0 | +4 | 8-5 |
| OPPONENTS | | 6 | 9 | 15 | 4 | 3 | 36 | 46.7 | 57.1 | -4 | 5-8 |



INSIDE THE 20

| RAVENS | | | | | | | | | | | | | | | | | | |
|---------------|-----------------|-----------|-----------|-----------|----------|----------|-----------|-----------|----------|----------|----------|----------|------------|----------|------------|-------------|-------------|------------|
| Date | Opponent | Pos | TD | PAT | 2-Pt. | Miss PAT | FG | FGA | Blk/MFG | INT | Fum | Dwns | Drive Ends | | | TD% | Score Pct. | Pts/Poss |
| 09/13 | Cleveland | 6 | 5 | 5 | 0 | 0 | 0 | 0 | 0 | 0 | 1 | 0 | 0 | 0 | 35 | 83.3 | 83.3 | 5.8 |
| 09/20 | at Houston | 3 | 1 | 1 | 0 | 0 | 2 | 2 | 0 | 0 | 0 | 0 | 0 | 0 | 13 | 33.3 | 100.0 | 4.3 |
| 09/28 | Kansas City | 4 | 1 | 1 | 0 | 0 | 2 | 2 | 0 | 0 | 0 | 1 | 0 | 0 | 13 | 25.0 | 75.0 | 3.3 |
| 10/04 | at Washington | 1 | 1 | 1 | 0 | 0 | 0 | 0 | 0 | 0 | 0 | 0 | 0 | 0 | 7 | 100.0 | 100.0 | 7.0 |
| 10/11 | Cincinnati | 2 | 2 | 2 | 0 | 0 | 0 | 0 | 0 | 0 | 0 | 0 | 0 | 0 | 14 | 100.0 | 100.0 | 7.0 |
| 10/18 | at Philadelphia | 3 | 2 | 2 | 0 | 0 | 0 | 0 | 0 | 0 | 0 | 0 | 0 | 1 | 14 | 66.7 | 66.7 | 4.7 |
| 11/01 | Pittsburgh | 5 | 3 | 3 | 0 | 0 | 0 | 0 | 0 | 0 | 2 | 0 | 0 | 0 | 21 | 60.0 | 60.0 | 4.2 |
| 11/08 | at Indianapolis | 3 | 2 | 2 | 0 | 0 | 0 | 0 | 0 | 0 | 1 | 0 | 0 | 0 | 14 | 66.7 | 66.7 | 4.7 |
| 11/15 | at New England | 3 | 2 | 2 | 0 | 0 | 1 | 1 | 0 | 0 | 0 | 0 | 0 | 0 | 17 | 66.7 | 100.0 | 5.7 |
| 11/22 | Tennessee | 4 | 1 | 0 | 1 | 0 | 3 | 3 | 0 | 0 | 0 | 0 | 0 | 0 | 17 | 25.0 | 100.0 | 4.3 |
| 12/02 | at Pittsburgh | 2 | 1 | 1 | 0 | 0 | 0 | 0 | 0 | 0 | 0 | 0 | 1 | 0 | 7 | 50.0 | 50.0 | 3.5 |
| 12/08 | Dallas | 4 | 1 | 1 | 0 | 0 | 2 | 3 | 1 | 0 | 0 | 0 | 0 | 0 | 13 | 25.0 | 75.0 | 3.3 |
| 12/14 | at Cleveland | 5 | 5 | 4 | 0 | 1 | 0 | 0 | 0 | 0 | 0 | 0 | 0 | 0 | 34 | 100.0 | 100.0 | 6.8 |
| 12/20 | Jacksonville | -- | -- | -- | -- | -- | -- | -- | -- | -- | -- | -- | -- | -- | -- | -- | -- | -- |
| 12/27 | N.Y. Giants | -- | -- | -- | -- | -- | -- | -- | -- | -- | -- | -- | -- | -- | -- | -- | -- | -- |
| 01/03 | at Cincinnati | -- | -- | -- | -- | -- | -- | -- | -- | -- | -- | -- | -- | -- | -- | -- | -- | -- |
| TOTALS | | 45 | 27 | 25 | 1 | 1 | 10 | 11 | 1 | 0 | 4 | 1 | 1 | 1 | 219 | 60.0 | 82.2 | 4.9 |

| OPPONENT | | | | | | | | | | | | | | | | | | |
|---------------|-----------------|-----------|-----------|-----------|----------|----------|----------|-----------|----------|----------|----------|----------|------------|----------|------------|-------------|-------------|------------|
| Date | Opponent | Pos | TD | PAT | 2-Pt. | Miss PAT | FG | FGA | Blk/MFG | INT | Fum | Dwns | Drive Ends | | | TD% | Score Pct. | Pts/Poss |
| 09/13 | Cleveland | 1 | 1 | 0 | 0 | 1 | 0 | 0 | 0 | 0 | 0 | 0 | 0 | 0 | 6 | 100.0 | 100.0 | 6.0 |
| 09/20 | at Houston | 2 | 1 | 1 | 0 | 0 | 1 | 1 | 0 | 0 | 0 | 0 | 0 | 0 | 10 | 50.0 | 100.0 | 5.0 |
| 09/28 | Kansas City | 3 | 3 | 2 | 0 | 1 | 0 | 0 | 0 | 0 | 0 | 0 | 0 | 0 | 20 | 100.0 | 100.0 | 6.7 |
| 10/04 | at Washington | 3 | 2 | 2 | 0 | 0 | 0 | 0 | 0 | 0 | 0 | 1 | 0 | 0 | 14 | 66.7 | 66.7 | 4.7 |
| 10/11 | Cincinnati | 1 | 0 | 0 | 0 | 0 | 1 | 1 | 0 | 0 | 0 | 0 | 0 | 0 | 3 | 0.0 | 100.0 | 3.0 |
| 10/18 | at Philadelphia | 3 | 3 | 0 | 2 | 0 | 0 | 0 | 0 | 0 | 0 | 0 | 0 | 0 | 22 | 100.0 | 100.0 | 7.3 |
| 11/01 | Pittsburgh | 3 | 3 | 3 | 0 | 0 | 0 | 0 | 0 | 0 | 0 | 0 | 0 | 0 | 21 | 100.0 | 100.0 | 7.0 |
| 11/08 | at Indianapolis | 2 | 1 | 1 | 0 | 0 | 0 | 0 | 0 | 0 | 0 | 1 | 0 | 0 | 7 | 50.0 | 50.0 | 3.5 |
| 11/15 | at New England | 3 | 2 | 2 | 0 | 0 | 1 | 1 | 0 | 0 | 0 | 0 | 0 | 0 | 17 | 66.7 | 100.0 | 5.7 |
| 11/22 | Tennessee | 5 | 2 | 1 | 1 | 0 | 3 | 3 | 0 | 0 | 0 | 0 | 0 | 0 | 24 | 40.0 | 100.0 | 4.8 |
| 12/02 | at Pittsburgh | 4 | 1 | 1 | 0 | 0 | 2 | 2 | 0 | 1 | 0 | 0 | 0 | 0 | 13 | 25.0 | 75.0 | 3.3 |
| 12/08 | Dallas | 4 | 2 | 2 | 0 | 0 | 1 | 2 | 1 | 0 | 0 | 0 | 0 | 0 | 17 | 50.0 | 75.0 | 4.3 |
| 12/14 | at Cleveland | 4 | 4 | 3 | 0 | 1 | 0 | 0 | 0 | 0 | 0 | 0 | 0 | 0 | 27 | 100.0 | 100.0 | 6.8 |
| 12/20 | Jacksonville | -- | -- | -- | -- | -- | -- | -- | -- | -- | -- | -- | -- | -- | -- | -- | -- | -- |
| 12/27 | N.Y. Giants | -- | -- | -- | -- | -- | -- | -- | -- | -- | -- | -- | -- | -- | -- | -- | -- | -- |
| 01/03 | at Cincinnati | -- | -- | -- | -- | -- | -- | -- | -- | -- | -- | -- | -- | -- | -- | -- | -- | -- |
| TOTALS | | 38 | 25 | 18 | 3 | 3 | 9 | 10 | 1 | 1 | 0 | 2 | 0 | 0 | 201 | 65.8 | 89.5 | 5.3 |

FIRST DOWNS GAINED

| PLAYER | RUSH | REC. | TOTAL | 3RD DOWN CONVERSION | 4TH DOWN CONVERSION |
|--------------------|------------|------------|------------|---------------------|---------------------|
| Lamar Jackson | 43 | 0 | 43 | 20 | 2 |
| Gus Edwards | 30 | 1 | 31 | 10 | 2 |
| Mark Andrews | 0 | 31 | 31 | 13 | 0 |
| J.K. Dobbins | 27 | 3 | 30 | 6 | 1 |
| Marquise Brown | 0 | 25 | 25 | 7 | 1 |
| Willie Snead IV | 0 | 21 | 21 | 8 | 1 |
| Mark Ingram II | 13 | 2 | 15 | 1 | 1 |
| Miles Boykin | 0 | 11 | 11 | 2 | 1 |
| Devin Duvernay | 1 | 8 | 9 | 3 | 0 |
| Nick Boyle | 0 | 8 | 8 | 0 | 0 |
| Robert Griffin III | 4 | 0 | 4 | 2 | 0 |
| Trace McSorley | 2 | 0 | 2 | 0 | 1 |
| Patrick Ricard | 0 | 2 | 2 | 0 | 0 |
| Justice Hill | 1 | 0 | 1 | 1 | 0 |
| Dez Bryant | 0 | 1 | 1 | 0 | 0 |
| James Proche II | 0 | 1 | 1 | 1 | 0 |
| Team (by penalty) | -- | -- | 17 | -- | -- |
| 2020 TOTALS | 121 | 114 | 252 | 74 | 10 |

COMPLETIONS BY DISTANCE

| 2020 REGULAR SEASON | | | | | | | | | |
|----------------------|-----------------|-------------|-----------------|---------------|---------------|---------------|--------------|--------------|-------|
| Date | Opponent | Quarterback | Loss | 0-9 | 10-19 | 20-29 | 30-39 | 40-49 | 50+ |
| 9/13 | Cleveland | Jackson | 1 | 6 (2) | 8 (1) | 4 | -- | 1 | -- |
| | | Griffin III | -- | 1 | -- | -- | -- | -- | -- |
| 9/20 | at Houston | Jackson | 1 | 7 (1) | 7 | 3 | -- | -- | -- |
| 9/28 | Kansas City | Jackson | -- | 13 (1) | 2 | -- | -- | -- | -- |
| 10/4 | at Washington | Jackson | -- | 5 | 5 | 2 (2) | 2 | -- | -- |
| | | Koch | -- | -- | 1 | -- | -- | -- | -- |
| 10/11 | Cincinnati | Jackson | -- | 13 (2) | 5 | -- | 1 | -- | -- |
| 10/18 | at Philadelphia | Jackson | 1 | 6 (1) | 7 | 1 | 1 | -- | -- |
| 11/1 | Pittsburgh | Jackson | -- | 5 (2) | 4 | 1 | 3 | -- | -- |
| 11/8 | at Indianapolis | Jackson | 1 | 11 | 5 | 2 | -- | -- | -- |
| 11/15 | at New England | Jackson | -- | 13 (1) | 9 (1) | 1 | 1 | -- | -- |
| 11/22 | Tennessee | Jackson | -- | 11 | 4 | -- | 2 (1) | -- | -- |
| 12/2 | at Pittsburgh | McSorley | -- | 1 | -- | -- | -- | -- | 1 (1) |
| | | Griffin III | 1 | 6 | -- | -- | -- | -- | -- |
| 12/8 | Dallas | Jackson | -- | 9 | 1 | 1 (1) | 1 (1) | -- | -- |
| 12/14 | at Cleveland | Jackson | -- | 5 | 4 | -- | 1 | 1 (1) | -- |
| | | McSorley | -- | -- | 1 | -- | -- | -- | -- |
| 12/20 | Jacksonville | -- | -- | -- | -- | -- | -- | -- | |
| 12/27 | N.Y. Giants | -- | -- | -- | -- | -- | -- | -- | |
| 1/3 | at Cincinnati | -- | -- | -- | -- | -- | -- | -- | |
| PLAYER TOTALS | Jackson | 4 | 104 (10) | 61 (2) | 15 (3) | 12 (2) | 2 (1) | -- | |
| | Griffin III | 1 | 7 | -- | -- | -- | -- | -- | |
| | Koch | -- | -- | 1 | -- | -- | -- | -- | |
| | McSorley | -- | 1 | 1 | -- | -- | -- | 1 (1) | |
| TEAM TOTALS | | 5 | 112 (10) | 63 (2) | 15 (3) | 12 (2) | 2 (1) | 1 (1) | |

THE LAST TIME IT HAPPENED

BY RAVENS

BY OPPONENT

RUSHING

| | | |
|---|--|---|
| * Never Has Happened * | 300 YARDS RUSHING | * Never Has Happened * |
| 204 YDs, Ray Rice @ Cleveland, 12/04/11 | 200 YARDS RUSHING | * Never Has Happened * |
| 124 YDs, Lamar Jackson @ Cleveland, 12/14/20 | 100 YARDS RUSHING | 133 YDs, Derrick Henry vs. Tennessee, 11/22/20 |
| 124 YDs, Lamar Jackson @ Cleveland, 12/14/20 | 75+ YARD RUSHING | 82 YDs, Nick Chubb @ Cleveland, 12/14/20 |
| * Never Has Happened * | FIVE TOUCHDOWNS RUSHING | * Never Has Happened * |
| * Never Has Happened * | FOUR TOUCHDOWNS RUSHING | * Never Has Happened * |
| 3 TDs, Mark Ingram II: (2, 19, 1) @ Kansas City, 09/22/19 | THREE TOUCHDOWNS RUSHING | 3 TDs, Nick Chubb: (14, 2, 88) vs. Cleveland, 09/29/19 |
| 2 TDs/2 TDs, Lamar Jackson: (5, 17)/Gus Edwards: (11, 19) @ Cleveland, 12/14/20 | TWO TOUCHDOWNS RUSHING | 2 TDs, Nick Chubb: (7, 14) @ Cleveland, 12/14/20 |
| Lamar Jackson: (5, 17)/Gus Edwards: (11, 19) @ Cleveland, 12/14/20 | TWO PLAYERS WITH TWO TD RUSHING | * Never Has Happened * |
| 308 YDs, Baltimore 48, Detroit 3 vs. Detroit, 12/13/09 | 300 YARDS RUSHING (TEAM) | * Never Has Happened * |
| 231 YDs, Baltimore 47, Cleveland 42 @ Cleveland, 12/14/20 | 200 YARDS RUSHING (TEAM) | 231 YDs, Chicago 27, Baltimore 24 vs. Chicago, 10/15/17 |

BY RAVENS

BY OPPONENT

RECEIVING

| | | |
|---|---|---|
| 147 YDs/108 YDs, Marquise Brown/Mark Andrews @ Miami, 09/08/19 | TWO 100-YARD RECEIVERS | 114 YDs/104 YDs, Christian Kirk/Larry Fitzgerald vs. Arizona, 09/15/19 |
| 258 YDs, Qadry Ismail @ Pittsburgh, 12/12/99 | 200 YARDS RECEIVING | 213 YDs, Antonio Brown @ Pittsburgh, 12/10/17 |
| 186 YDs, Steve Smith @ Oakland, 09/20/15 | 150 YARDS RECEIVING | 167 YDs, Jarvis Landry @ Pittsburgh, 12/10/17 |
| 106 YDs, Willie Snead IV vs. Pittsburgh, 11/01/20 | 100 YARDS RECEIVING | 113 YDs, Corey Davis vs. Tennessee, 11/22/20 |
| * Never Has Happened * | FIVE TOUCHDOWN RECEPTIONS | * Never Has Happened * |
| 4 TDs, Marcus Robinson: (13, 50, 25, 9) vs. Seattle, 11/23/03 | FOUR TOUCHDOWN RECEPTIONS | * Never Has Happened * |
| 3 TDs, Torrey Smith: (74, 41, 18) @ St. Louis, 09/25/11 | THREE TOUCHDOWN RECEPTIONS | 3 TDs, A.J. Green: (4, 32, 7) @ Cincinnati, 09/13/18 |
| 2 TDs, Willie Snead IV: (6, 18) @ New England, 11/15/20 | TWO TOUCHDOWN RECEPTIONS | 2 TDs, Rex Burkhead: (7, 24) @ New England, 11/15/20 |
| Willie Snead IV: (7, 7)/Marquise Brown: (6, 18) @ L.A. Rams, 11/25/19 | TWO PLAYERS WITH TWO TD RECEPTIONS | Doug Baldwin: (14, 22, 16)/Tyler Lockett: (8, 49) vs. Seattle, 12/13/15 |

BY RAVENS

BY OPPONENT

PASSING

| | | |
|--|-------------------------------|---|
| * Never Has Happened * | 500 YARDS PASSING | 506 YDs, Ben Roethlisberger @ Pittsburgh, 12/10/17 |
| 429 YDs, Vinny Testaverde vs. St. Louis, 10/27/96 | 400 YARDS PASSING | 506 YDs, Ben Roethlisberger @ Pittsburgh, 12/10/17 |
| 324 YDs, Lamar Jackson @ Miami, 09/08/19 | 300 YARDS PASSING | 343 YDs, Baker Mayfield @ Cleveland, 12/14/20 |
| * Never Has Happened * | SEVEN TOUCHDOWN PASSES | 7 TDs, Peyton Manning: (24, 23, 28, 5, 2, 26, 78) @ Denver, 09/05/13 |
| * Never Has Happened * | SIX TOUCHDOWN PASSES | 6 TDs, Ben Roethlisberger: (5, 19, 47, 54, 18, 33) @ Pittsburgh, 11/02/14 |
| 5 TDs, Lamar Jackson: (5, 1, 24, 33, 10) vs. N.Y. Jets, 12/12/19 | FIVE TOUCHDOWN PASSES | 5 TDs, Russell Wilson: (8, 14, 22, 49, 16) vs. Seattle, 12/13/15 |
| 5 TDs, Lamar Jackson: (5, 1, 24, 33, 10) vs. N.Y. Jets, 12/12/19 | FOUR TOUCHDOWN PASSES | 4 TDs, Patrick Mahomes: (5, 20, 49, 2) vs. Kansas City, 09/28/20 |
| 3 TDs, Lamar Jackson: (5, 9, 19) vs. Cleveland, 09/13/20 | THREE TOUCHDOWN PASSES | 4 TDs, Patrick Mahomes: (5, 20, 49, 2) vs. Kansas City, 09/28/20 |
| 56 ATT., Joe Flacco @ Cleveland, 10/07/18 | 50+ PASS ATTEMPTS | 51 ATT., Ben Roethlisberger @ Pittsburgh, 12/02/20 |

THE LAST TIME IT HAPPENED

| | | |
|--|----------------------------|--|
| 43 ATT., Lamar Jackson @ Kansas City, 09/22/19 | 40+ PASS ATTEMPTS | 47 ATT., Baker Mayfield @ Cleveland, 12/14/20 |
| 5 INTs, Joe Flacco @ Buffalo, 09/29/13 | FOUR INTERCEPTIONS THROWN | 4 INTs, Andy Dalton @ Cincinnati, 09/10/17 |
| 3 INTs, Lamar Jackson @ Pittsburgh, 10/06/19 | THREE INTERCEPTIONS THROWN | 3 INTs, Baker Mayfield vs. Cleveland, 12/30/18 |
| 2 INTs, Lamar Jackson vs. Pittsburgh, 11/01/20 | TWO INTERCEPTIONS THROWN | 2 INTs, Jared Goff @ L.A. Rams, 11/25/19 |

| BY RAVENS | COMBINED YARDS | BY OPPONENT |
|--|---|--|
| 107 YDs/324 YDs, Mark Ingram II/Lamar Jackson @ Miami, 09/08/19 | 100-YARD RUSHER AND 300-YARD PASSER | 165 YDs/342 YDs, Nick Chubb/Baker Mayfield vs. Cleveland, 09/29/19 |
| 147/108 YDs/324 YDs, Marquise Brown/Mark Andrews/Lamar Jackson @ Miami, 09/08/19 | 100-YARD RECEIVER AND 300-YARD PASSER | 118 YDs/314 YDs, Terry McLaurin/Dwayne Haskins Jr. @ Washington, 10/04/20 |
| 113 YDs/106 YDs, J.K. Dobbins/Willie Snead IV vs. Pittsburgh, 11/01/20 | 100-YARD RUSHER AND 100-YARD RECEIVER | 133 YDs/113 YDs, Derrick Henry/Corey Davis vs. Tennessee, 11/22/20 |
| 107 YDs/324 YDs/108 YDs, Mark Ingram II/Lamar Jackson Mark Andrews @ Miami, 09/08/19 | 100-YARD RUSHER, 300-YARD PASSER, 100-YARD RECEIVER | 165 YDs/342 YDs/167 YDs, Nick Chubb/Baker Mayfield Jarvis Landry vs. Cleveland, 09/29/19 |

| BY RAVENS | DEFENSE | BY OPPONENT |
|---|---|--|
| 89 YDs, Marcus Peters: (3:55) 5-R.Finley pass short right intended for 12-A.Erickson INTERCEPTED by 24-M.Peters at BLT 11. 24-M.Peters for 89 yards, TOUCHDOWN. @ Cincinnati, 11/10/19 | INTERCEPTED PASS RETURNED FOR A TOUCHDOWN | 14 YDs, Joe Haden: (7:04) (Shotgun) 3-R.Griffin pass short right intended for 11-J.Proche INTERCEPTED by 23-J.Haden [90-T.Watt] at BLT 14. 23-J.Haden for 14 yards, TOUCHDOWN. @ Pittsburgh, 12/02/20 |
| 65 YDs, Chuck Clark: (1:28) (Shotgun) 28-J.Taylor right end to BLT 36 for 9 yards (40-M.Harrison, 24-M.Peters). FUMBLES (24-M.Peters), RECOVERED by BLT-36-C.Clark at BLT 35. 36-C.Clark for 65 yards, TOUCHDOWN. @ Indianapolis, 11/08/20 | FUMBLE RETURNED FOR A TOUCHDOWN | 0 YDs, J.J. Arcega-Whiteside: (7:33) 26-M.Sanders left guard to BLT 7 for 74 yards (32-D.Elliott). FUMBLES (32-D.Elliott), recovered by PHI-19-J.Arcega-Whiteside at BLT -1. TOUCHDOWN. @ Philadelphia, 10/18/20 |
| Marlon Humphrey: (:02) (Shotgun) 6-B.Mayfield pass short middle to 27-K.Hunt to CLV 27 for 2 yards. FUMBLES, recovered by CLV-82-R.Higgins at CLV 27. 82-R.Higgins to CLV 21 for -6 yards. Lateral to 6-B.Mayfield to CLV 15 for -6 yards. FUMBLES, recovered by CLV-80-J.Landry at CLV 0. 80-J.Landry pushed ob in End Zone, SAFETY (44-M.Humphrey). @ Cleveland, 12/14/20 | SAFETY SCORED | Malcom Brown: (10:53) 30-K.Dixon right tackle tackled in End Zone for -1 yards, SAFETY (90-M.Brown, 23-P.Chung). @ New England, 12/12/16 |
| Baltimore 21, Tennessee 0 @ Tennessee, 10/14/18 | SHUTOUT | Tampa Bay 25, Baltimore 0 vs. Tampa Bay, 09/15/02 |
| 4.0 SK, Peter Boulware vs. Minnesota, 01/07/02 | FOUR SACK GAME | 4.0 SK, Antwan Barnes @ San Diego, 12/18/11 |
| 3.0 SK, Calais Campbell @ Philadelphia, 10/18/20 | THREE SACK GAME | 3.0 SK, Vincent Rey vs. Cincinnati, 11/10/13 |
| 3.0 SK, Calais Campbell @ Philadelphia, 10/18/20 | TWO SACK GAME | 2.0 SK, Olivier Vernon @ Cleveland, 12/14/20 |
| 89t YDs, Marcus Peters @ Cincinnati, 11/10/19 | 70+ YARD INTERCEPTION RETURN | 89t YDs, Darqueze Dennard vs. Cincinnati, 12/31/17 |
| 2 INTs, Jimmy Smith vs. Cleveland, 12/30/18 | TWO INTERCEPTIONS | 2 INTs, Kendall Fuller @ Washington, 10/04/20 |
| * Never Has Happened * | THREE INTERCEPTIONS | 3 INTs, Anthony Henry vs. Cleveland, 11/18/01 |
| * Never Has Happened * | FOUR INTERCEPTIONS | * Never Has Happened * |
| 77 YDs, Baltimore 28, Pittsburgh 10 vs. Pittsburgh, 12/29/19 | LESS THAN 100 NET PASSING YARDS | 90 YDs, Pittsburgh 19, Baltimore 14 @ Pittsburgh, 12/02/20 |
| 131 YDs, Baltimore 26, Atlanta 16 @ Atlanta, 12/02/18 | LESS THAN 150 YARDS NET OFFENSE | 146 YDs, Jacksonville 12, Baltimore 7 @ Jacksonville, 10/24/11 |
| 168 YDs, Baltimore 28, Pittsburgh 10 vs. Pittsburgh, 12/29/19 | LESS THAN 200 YARDS NET OFFENSE | 186 YDs, Jacksonville 44, Baltimore 7 @ Jacksonville, 09/24/17 |
| 221 YDs, Pittsburgh 28, Baltimore 24 vs. Pittsburgh, 11/01/20 | LESS THAN 300 YARDS NET OFFENSE | 219 YDs, Pittsburgh 19, Baltimore 14 @ Pittsburgh, 12/02/20 |
| 3 to, Baltimore 27, Cincinnati 3 vs. Cincinnati, 10/11/20 | FORCED THREE+ TURNOVERS | 4 to, Pittsburgh 28, Baltimore 24 vs. Pittsburgh, 11/01/20 |

THE LAST TIME IT HAPPENED

BY RAVENS

BY OPPONENT

SPECIAL TEAMS

93 YDs, Devin Duvernay: 7-H.Butker kicks 58 yards from KC 35 to BLT 7. 13-D.Duvernay for 93 yards, TOUCHDOWN. vs. Kansas City, 09/28/20

KICKOFF RETURNED FOR A TOUCHDOWN

92 YDs, Brandon Wilson: 9-J.Tucker kicks 57 yards from BLT 35 to CIN 8. 40-B.Wilson for 92 yards, TOUCHDOWN. vs. Cincinnati, 10/13/19

70 YDs, Cyrus Jones: (13:01) (Punt formation) 5-J.Townsend punts 52 yards to BLT 30, Center-47-T.Sieg. 27-C.Jones for 70 yards, TOUCHDOWN. vs. Oakland, 11/25/18

PUNT RETURNED FOR A TOUCHDOWN

85 YDs, Jamison Crowder: (5:11) (Punt formation) 4-S.Koch punts 45 yards to WAS 15, Center-46-M.Cox. 80-J.Crowder for 85 yards, TOUCHDOWN. vs. Washington, 10/09/16

Brent Urban: (:03) 6-T.Coons 51 yard field goal is BLOCKED (96-B.Urban), Center-47-C.Hughlett, Holder-8-A.Lee, RECOVERED by BLT-33-W.Hill at BLT 36. 33-W.Hill for 64 yards, TOUCHDOWN. @ Cleveland, 11/30/15

BLOCKED FIELD GOAL RETURNED FOR A TOUCHDOWN

* Never Has Happened *

Javorius Allen: (13:44) (Punt formation) 4-J.Berry punt is BLOCKED by 37-J.Allen, Center-60-G.Warren, RECOVERED by BLT-10-C.Moore at PIT 14. 10-C.Moore for 14 yards, TOUCHDOWN. vs. Pittsburgh, 11/06/16

BLOCKED PUNT RETURNED FOR A TOUCHDOWN

Tarell Basham: (12:13) (Punt formation) 4-S.Koch punt is BLOCKED by 93-T.Basham, Center-46-M.Cox, RECOVERED by NYJ-49-B.Bello at BLT 14. 49-B.Bello for 14 yards, TOUCHDOWN. vs. N.Y. Jets, 12/12/19

55 YDs, Justin Tucker: (:07) 9-J.Tucker 55 yard field goal is GOOD, Center-46-M.Cox, Holder-4-S.Koch. @ Cleveland, 12/14/20

MADE FIELD GOAL OF 50 YARDS OR LONGER

54 YDs, Jason Sanders: (10:43) (Field Goal formation) 7-J.Sanders 54 yard field goal is GOOD, Center-46-T.Pepper, Holder-2-M.Haack. @ Miami, 09/08/19

48 YDs, Justin Tucker: (:05) (Field Goal formation) 9-J.Tucker 48 yard field goal is BLOCKED (21-D.Ward), Center-46-M.Cox, Holder-4-S.Koch, recovered by BLT-46-M.Cox at CLV 7. @ Cleveland, 10/07/18

BLOCKED FIELD GOAL

49 YDs, Sam Ficken: (5:13) (Field Goal formation) 9-S.Ficken 49 yard field goal is BLOCKED (42-P.Ricard), Center-42-T.Hennessy, Holder-4-L.Edwards. vs. N.Y. Jets, 12/12/19

Sam Koch: (12:13) (Punt formation) 4-S.Koch punt is BLOCKED by 93-T.Basham, Center-46-M.Cox, RECOVERED by NYJ-49-B.Bello at BLT 14. 49-B.Bello for 14 yards, TOUCHDOWN. vs. N.Y. Jets, 12/12/19

BLOCKED PUNT

Jordan Berry: (13:44) (Punt formation) 4-J.Berry punt is BLOCKED by 37-J.Allen, Center-60-G.Warren, RECOVERED by BLT-10-C.Moore at PIT 14. 10-C.Moore for 14 yards, TOUCHDOWN. vs. Pittsburgh, 11/06/16

Justin Tucker: 9-J.Tucker extra point is No Good, Wide Left, Center-46-M.Cox, Holder-4-S.Koch. vs. N.Y. Jets, 12/12/19

MISSED POINT AFTER TOUCHDOWN ATTEMPT

Cody Parkey: 2-C.Parkey extra point is No Good, Wide Right, Center-47-C.Hughlett, Holder-7-J.Gillan. @ Cleveland, 12/14/20

Patrick Murray: 2-P.Murray extra point is Blocked (93-L.Guy), Center-47-C.Hughlett, Holder-4-B.Colquitt. DEFENSIVE TWO-POINT ATTEMPT. 36-T.Young recovered the blocked kick. ATTEMPT SUCCEEDS. @ Cleveland, 09/18/16

POINT AFTER TOUCHDOWN ATTEMPT BLOCKED

Justin Tucker: 9-J.Tucker extra point is Blocked (96-V.Taylor), Center-46-M.Cox, Holder-4-S.Koch. DEFENSIVE TWO-POINT ATTEMPT. 20-T.Thomas recovered the blocked kick. ATTEMPT FAILS. @ Cleveland, 12/14/20

10 YDs, Matt Stover: kicks onside 10 yards from BLT 30 to BLT 40. RECOVERED by BLT-E.Hartwell. vs. Green Bay, 10/14/01

SUCCESSFUL ONSIDE KICK

Johnathan Cyprien: 10-J.Scobee kicks onside 17 yards from JAX 35 to BLT 48. RECOVERED by JAX-37-J.Cyprien. vs. Jacksonville, 12/14/14

6 FG, Justin Tucker: (29, 24, 32, 49, 53, 61) @ Detroit, 12/16/13

SIX FIELD GOALS

6 FG, Kai Forbath: (52, 51, 43, 43, 34, 32) @ Minnesota, 10/22/17

5 FG, Justin Tucker: (48, 29, 48, 45, 39) vs. San Diego, 11/01/15

FIVE FIELD GOALS

6 FG, Kai Forbath: (52, 51, 43, 43, 34, 32) @ Minnesota, 10/22/17

4 FG, Justin Tucker: (32, 39, 47, 20) @ Houston, 09/20/20

FOUR FIELD GOALS

4 FG, Chris Boswell: (52, 43, 24, 46) @ Pittsburgh, 12/10/17

3 FG, Justin Tucker: (30, 27, 29) vs. Tennessee, 11/22/20

THREE FIELD GOALS

3 FG, Stephen Gostkowski: (40, 40, 22) vs. Tennessee, 11/22/20

61 YDs, Justin Tucker @ Detroit, 12/16/13

60+ YARD FIELD GOAL

* Never Has Happened *

73 yds, Sam Koch @ New Orleans, 11/24/14

70+ YARD PUNT

70 yds, Marquette King @ Oakland, 09/20/15

BY RAVENS

BY OPPONENT

TEAM/MISCELLANEOUS

643 YDs, Baltimore 643, Miami 200 @ Miami, 09/08/19

500 TOTAL YARDS OF OFFENSE

517 YDs, Kansas City 517, Baltimore 228 vs. Kansas City, 09/28/20

401 YDs, Baltimore 401, Dallas 388 vs. Dallas, 12/08/20

400 TOTAL YARDS OF OFFENSE

493 YDs, Cleveland 493, Baltimore 385 @ Cleveland, 12/14/20

THE LAST TIME IT HAPPENED

ST: (11:20) (Shotgun) L.Jackson pass short right to M.Crabtree for 8 yards, TOUCHDOWN.ST: (8:16) L.Jackson left end for 5 yards, TOUCHDOWN.DEF: (6:11) (No Huddle, Shotgun) D.Carr sacked at OAK 33 for -5 yards (M.Judon). FUMBLES (M.Judon) [M.Judon], RECOVERED by BLT-T.Suggs at OAK 43. T.Suggs for 43 yards, TOUCHDOWN. Suggs' 3rd career touchdown.OFF: (13:01) (Punt formation) J.Townsend punts 52 yards to BLT 30, Center-T.Sieg. C.Jones for 70 yards, TOUCHDOWN. vs. Oakland, 11/25/18

* Never Has Happened *

TOUCHDOWN ON OFFENSE, DEFENSE AND SPECIAL TEAMS

J.K. Dobbins: TWO-POINT CONVERSION ATTEMPT. 27-J.Dobbins rushes left end. ATTEMPT SUCCEEDS. @ Cleveland, 12/14/20

MADE TWO-POINT CONVERSION

Baker Mayfield: TWO-POINT CONVERSION ATTEMPT. 6-B.Mayfield pass to 11-D.Peoples-Jones is complete. ATTEMPT SUCCEEDS. Pass Deflected off 27-K. Hunt @ Cleveland, 12/14/20

Lamar Jackson/Lamar Jackson/Lamar Jackson: (Pass formation) TWO-POINT CONVERSION ATTEMPT. 8-L.Jackson rushes left end. ATTEMPT FAILS.TWO-POINT CONVERSION ATTEMPT. 8-L.Jackson rushes left end. ATTEMPT FAILS.(Pass formation) TWO-POINT CONVERSION ATTEMPT. 8-L.Jackson pass to 86-N.Boyle is incomplete. ATTEMPT FAILS. @ Kansas City, 09/22/19

FAILED TWO-POINT CONVERSION

Jalen Hurts/Carson Wentz: (Run formation) TWO-POINT CONVERSION ATTEMPT. 2-J.Hurts rushes up the middle. ATTEMPT FAILS.TWO-POINT CONVERSION ATTEMPT. 11-C.Wentz rushes left end. ATTEMPT FAILS. @ Philadelphia, 10/18/20

Baltimore 59, Miami 10 @ Miami, 09/08/19

50 POINTS

* Never Has Happened *

Baltimore 47, Cleveland 42 @ Cleveland, 12/14/20

40 POINTS

Baltimore 47, Cleveland 42 @ Cleveland, 12/14/20

Baltimore 26, Pittsburgh 23 @ Pittsburgh, 10/06/19

OVERTIME WIN

Tennessee 30, Baltimore 24 vs. Tennessee, 11/22/20

Tennessee 30, Baltimore 24 vs. Tennessee, 11/22/20

OVERTIME LOSS

Baltimore 26, Pittsburgh 23 @ Pittsburgh, 10/06/19

Baltimore 10, Philadelphia 10 vs. Philadelphia, 11/16/97

OVERTIME TIE

Baltimore 10, Philadelphia 10 vs. Philadelphia, 11/16/97

0 to, Baltimore 47, Cleveland 42 @ Cleveland, 12/14/20

NO TURNOVERS

0 to, New England 23, Baltimore 17 @ New England, 11/15/20

TEAM RECORD WHEN...

RAVENS 2020 REGULAR SEASON RECORD WHEN...

| CATEGORY | 2020 SEASON | | ALL-TIME | | CATEGORY | 2020 SEASON | | ALL-TIME | |
|-----------------------------------|-------------|-----------|--|-------|-----------|-------------|-------|----------|--|
| | W-L-T | W-L-T | W-L-T | W-L-T | | W-L-T | W-L-T | | |
| OVERALL | 8-5 | 222-174-1 | IN SEPTEMBER | 2-1 | 52-33 | | | | |
| HOME | 3-3 | 136-61-1 | IN OCTOBER | 3-0 | 42-52 | | | | |
| RAVENS AT M&T BANK STADIUM | 3-3 | 129-53 | IN NOVEMBER | 1-3 | 62-42-1 | | | | |
| RAVENS ON THE ROAD | 5-2 | 86-113 | IN DECEMBER | 2-1 | 61-42 | | | | |
| RAVENS OUTDOORS | 5-5 | 213-159-1 | IN JANUARY | 0-0 | 5-4 | | | | |
| RAVENS INDOORS | 1-0 | 7-15 | ON SUNDAY NIGHT | 0-1 | 15-13 | | | | |
| RAVENS SCORE FIRST | 5-4 | 153-58-1 | ON THURSDAY NIGHT | 0-0 | 8-5 | | | | |
| OPPONENT SCORES FIRST | 3-1 | 69-116 | ON MONDAY NIGHT | 1-1 | 14-12 | | | | |
| RAVENS SCORE ON FIRST POSSESSION | 4-1 | 96-48 | ON SATURDAY | 0-0 | 4-1 | | | | |
| RAVENS SCORE 20 OR MORE POINTS | 8-3 | 177-66 | DAY GAMES | 6-3 | 182-143-1 | | | | |
| RAVENS SCORE 19 OR LESS POINTS | 0-2 | 45-108-1 | NIGHT GAMES | 2-2 | 40-31 | | | | |
| RAVENS ALLOW 20 OR MORE | 2-4 | 55-135 | VS. AFC NORTH OVERALL | 3-2 | 66-47 | | | | |
| RAVENS ALLOW 19 OR LESS POINTS | 6-1 | 167-39-1 | VS. AFC NORTH AT HOME | 2-1 | 39-18 | | | | |
| RAVENS LEAD AFTER 1ST QUARTER | 6-1 | 133-34-1 | VS. AFC NORTH ON THE ROAD | 1-1 | 27-29 | | | | |
| RAVENS TRAIL AFTER 1ST QUARTER | 0-2 | 43-97 | VS. AFC | 5-5 | 165-135 | | | | |
| SCORE TIED AFTER 1ST QUARTER | 2-2 | 46-43 | VS. AFC EAST | 0-1 | 27-21 | | | | |
| RAVENS LEAD AT HALFTIME | 7-2 | 173-34-1 | VS. AFC SOUTH | 2-1 | 21-18 | | | | |
| RAVENS TRAIL AT HALFTIME | 1-3 | 35-124 | VS. AFC WEST | 0-1 | 25-21 | | | | |
| SCORE TIED AT HALFTIME | 0-0 | 14-16 | VS. NFC | 3-0 | 57-39-1 | | | | |
| RAVENS LEAD AFTER 3RD QUARTER | 8-1 | 188-29-1 | VS. NFC EAST | 3-0 | 16-9-1 | | | | |
| RAVENS TRAIL AFTER 3RD QUARTER | 0-4 | 28-137 | VS. NFC SOUTH | 0-0 | 12-8 | | | | |
| SCORE TIED AFTER 3RD QUARTER | 0-0 | 6-8 | VS. NFC NORTH | 0-0 | 8-8 | | | | |
| GAME GOES TO OVERTIME | 0-1 | 13-14-1 | VS. NFC WEST | 0-0 | 18-9 | | | | |
| RAVENS HAVE + TURNOVER RATIO | 6-0 | 139-24 | RAVENS WEARING COLOR RUSH (ALL PURPLE) | 0-0 | 4-0 | | | | |
| RAVENS HAVE - TURNOVER RATIO | 1-2 | 36-113-1 | RAVENS WEARING BLACK JERSEYS W/ WHITE PANTS | 0-2 | 7-5 | | | | |
| TURNOVER RATIO EVEN | 1-3 | 47-37 | RAVENS WEARING BLACK JERSEYS W/ BLACK PANTS | 1-0 | 16-5 | | | | |
| RAVENS HAVE 30:00+TOP | 3-3 | 159-60-1 | RAVENS WEARING BLACK JERSEYS W/ PURPLE PANTS | 0-0 | 1-0 | | | | |
| RAVENS HAVE LESS THAN 30:00 TOP | 5-2 | 63-114 | | | | | | | |
| RAVENS HAVE 100-YARD RUSHER | 3-1 | 81-27-1 | | | | | | | |
| RAVENS HAVE 300 NET PASSING YARDS | 0-0 | 21-21 | | | | | | | |
| RAVENS HAVE 300-YARD PASSER | 0-0 | 26-26 | | | | | | | |
| RAVENS HAVE 1 100-YARD RECEIVER | 1-1 | 47-36 | | | | | | | |
| RAVENS HAVE 2 100-YARD RECEIVERS | 0-0 | 2-2 | | | | | | | |
| RAVENS SCORE A KR TD | 0-1 | 5-5 | | | | | | | |
| RAVENS SCORE A PR TD | 0-0 | 12-3 | | | | | | | |

REPLAY CHALLENGES

RAVENS

| Date | Opp. | Initial Ruling | Ruling Challenged | Ruling |
|---------------|------------------------|---|---------------------------|---|
| 9/20 | at Hou. | L. Jackson right tackle to BLT for 6 yards. | Short of the line to gain | Upheld |
| 10/11 | vs. Cin. | J. Burrow pass short right to J. Mixon to CIN 45 for 8 yards (L. Fort; D. Elliott). | First down | Reversed – third down at CIN 44 |
| 11/1 | vs. Pit. | L. Jackson pass incomplete short left to M. Brown. | Incomplete pass ruling | Upheld |
| 11/8 | at Ind. | P. Rivers pass incomplete deep right to M. Johnson (M. Peters). | Incomplete pass ruling | Reversed – intercepted by M. Peters at 50 |
| 11/22 | vs. Ten. | L. Jackson right end to BLT 45 for 8 yards (W. Compton). | Short of the line to gain | Upheld |
| TOTALS | 2-for-5 (40.0%) | | | |

OPPONENTS

| Date | Opp. | Initial Ruling | Ruling Challenged | Ruling |
|---------------|-------------------------|---|--------------------------------------|--|
| 12/2 | at Pit. | B. Roethlisberger pass incomplete short right to J. Smith-Schuster (M. Humphrey) [T. Williams]. | Incomplete pass ruling | Reversed – third down at PIT 44 |
| 12/14 | at Cle. | B. Mayfield pass incomplete deep left to R. Higgins. | Too many players on the field ruling | Reversed – penalty on BLT Defense Too Many Men on Field, 5 yards |
| TOTALS | 2-for-2 (100.0%) | | | |

REPLAY ASSISTANT

Last two minutes of the half and overtime and any touchdown scoring play or turnover

| Date | Opp. | Initial Ruling | Ruling Challenged | Ruling |
|---------------|-------------------------|--|---------------------------|---|
| 9/13 | vs. Cle. | L. Jackson pass short middle to M. Andrews for 5 yards. | Touchdown | Upheld |
| 9/13 | vs. Cle. | N. Chubb left guard to CLV 22 for 10 yards. FUMBLES, RECOVERED by L. Fort at CLV 20. L. Fort to CLV 20 for 2 yards. | Fumble | Upheld |
| 9/20 | at Hou. | D. Watson pass short right to K. Coutee to HST 23 for 6 yards (M. Humphrey). FUMBLES (M. Humphrey), RECOVERED by BLT-L. Fort at HST 22. L. Fort pushed ob at HST 1 for 21 yards (L. Tunsil). | Short of the goal line | Reversed – touchdown |
| 10/18 | at Phi. | C. Wentz pass short right to G. Ward ran ob at BLT 29 for 13 yards (M. Humphrey) [T. Bowser]. | Pass completion | Upheld |
| 10/18 | at Phi. | C. Wentz up the middle to BLT 20 for no gain (C. Campbell; M Judon). | Short of the line to gain | Upheld |
| 10/18 | at Phi. | C. Wentz pass short intended for J. Arcega-Whiteside INTERCEPTED by D. Elliott [T. Bowser] at BLT 7. D. Elliott to BLT 7 for no gain. | Interception | Reversed – incomplete pass |
| 11/1 | vs. Pit. | L. Jackson pass short middle intended for M. Boykin INTERCEPTED by J. Haden at BLT 35. J. Haden to BLT 32 for 3 yards (M. Boykin). | Interception | Reversed – incomplete pass |
| 11/22 | vs. Ten. | L. Jackson pass short middle to P. Ricard for 7 yards, TOUCHDOWN. | Runner broke the plane | Reversed – runner did not break the plane |
| 11/22 | vs. Ten. | J. Dobbins left guard for 2 yards, TOUCHDOWN. | Runner broke the plane | Upheld |
| 12/2 | at Pit. | B. Snell left guard to BLT 44 for 1 yard (J. Ferguson). Official measurement. | First down ruling | Upheld |
| 12/14 | at Cle. | B. Mayfield pass short left to K. Hunt for 22 yards, TOUCHDOWN. | Runner broke the plane | Upheld |
| TOTALS | 7-for-11 (63.6%) | | | |

HARBAUGH CAREER CHALLENGE TOTALS

| REGULAR SEASON | | | | | POSTSEASON | | | | |
|----------------|------------|-----------|-----------|-------------|--------------|----------|----------|----------|-------------|
| Year | No. | Reversed | Upheld | Pct. | Year | No. | Reversed | Upheld | Pct. |
| 2008 | 7 | 3 | 4 | 42.8 | 2008 | 3 | 2 | 1 | 66.7 |
| 2009 | 11 | 6 | 5 | 54.5 | 2009 | 2 | 1 | 1 | 50.0 |
| 2010 | 9 | 1 | 8 | 11.1 | 2010 | 0 | 0 | 0 | 0.0 |
| 2011 | 12 | 8 | 4 | 66.7 | 2011 | 1 | 0 | 1 | 0.0 |
| 2012 | 6 | 3 | 3 | 50.0 | 2012 | 1 | 0 | 1 | 0.0 |
| 2013 | 12 | 7 | 5 | 58.3 | 2013 | – | – | – | – |
| 2014 | 8 | 1 | 7 | 12.5 | 2014 | 1 | 1 | 0 | 100.0 |
| 2015 | 8 | 3 | 5 | 37.5 | 2015 | – | – | – | – |
| 2016 | 5 | 2 | 3 | 40.0 | 2016 | – | – | – | – |
| 2017 | 9 | 5 | 4 | 55.6 | 2017 | – | – | – | – |
| 2018 | 6 | 3 | 3 | 50.0 | 2018 | 1 | 1 | 0 | 100.0 |
| 2019 | 6 | 0 | 6 | 0.0 | 2019 | – | – | – | – |
| 2020 | 5 | 2 | 3 | 40.0 | 2020 | – | – | – | – |
| Total | 104 | 44 | 60 | 42.3 | Total | 9 | 5 | 4 | 55.6 |



GAME 1: BROWNS 6, RAVENS 38

Cleveland (0-1) • Baltimore (1-0)

Sunday, September 13, 2020 • 1:00 PM EDT • M&T Bank Stadium • Baltimore

Partly Cloudy Temp: 76° F, Humidity: 72%, Wind: 5 mph • Attendance: 0 • Time: 3:01



| | | | | | | |
|------------------|----|----|---|---|---|----|
| Cleveland Browns | 6 | 0 | 0 | 0 | — | 6 |
| Baltimore Ravens | 10 | 14 | 7 | 7 | — | 38 |

SCORING DRIVES

| TEAM | QTR | TIME | SCORING PLAY | CLE | BAL |
|--------|-----|-------|--|-----|-----|
| Ravens | 1 | 07:41 | M.Andrews 5 yd. pass from L.Jackson (J.Tucker kick) (8-49, 4:38) | 0 | 7 |
| Ravens | 1 | 04:38 | J.Tucker 41 yd. Field Goal (4-3, 1:30) | 0 | 10 |
| Browns | 1 | 01:41 | D.Njoku 1 yd. pass from B.Mayfield (kick failed, hlu) (6-75, 2:57) | 6 | 10 |
| Ravens | 2 | 02:53 | J.Dobbins 3 yd. run (J.Tucker kick) (10-99, 5:48) | 6 | 17 |
| Ravens | 2 | 00:06 | M.Andrews 9 yd. pass from L.Jackson (J.Tucker kick) (7-69, 0:35) | 6 | 24 |
| Ravens | 3 | 07:48 | W.Snead 19 yd. pass from L.Jackson (J.Tucker kick) (6-50, 3:23) | 6 | 31 |
| Ravens | 4 | 13:00 | J.Dobbins 2 yd. run (J.Tucker kick) (4-20, 2:00) | 6 | 38 |

CLEVELAND BROWNS (HEAD COACH: KEVIN STEFANSKI)

| OFFENSE | | DEFENSE | |
|---------|-------------------|---------|------------------|
| WR | 13 O. Beckham Jr. | DE | 95 M. Garrett |
| WR | 80 J. Landry | DE | 54 O. Vernon |
| G | 75 J. Bitonio | DT | 65 L. Ogunjobi |
| G | 77 W. Teller | DT | 98 S. Richardson |
| C | 64 J. Tretter | LB | 93 B. Goodson |
| TE | 88 H. Bryant | LB | 50 J. Phillips |
| TE | 81 A. Hooper | LB | 44 S. Taktaki |
| T | 78 J. Conklin | CB | 39 J. Mitchell |
| T | 71 J. Willis Jr. | CB | 21 D. Ward |
| QB | 6 B. Mayfield | FS | 23 A. Sendejo |
| RB | 24 N. Chubb | SS | 42 K. Joseph |

BALTIMORE RAVENS (HEAD COACH: JOHN HARBAUGH)

| OFFENSE | | DEFENSE | |
|---------|-----------------|---------|----------------|
| WR | 83 W. Snead IV | DT | 93 C. Campbell |
| WR | 80 M. Boykin | NT | 98 B. Williams |
| LT | 79 R. Stanley | DE | 95 D. Wolfe |
| LG | 77 B. Bozeman | RUSH | 90 P. McPhee |
| C | 68 M. Skura | MLB | 48 P. Queen |
| RG | 74 T. Phillips | WLB | 40 M. Harrison |
| RT | 78 O. Brown Jr. | SAM | 99 M. Judon |
| TE | 86 N. Boyle | LCB | 44 M. Humphrey |
| QB | 8 L. Jackson | SS | 36 C. Clark |
| FB | 42 P. Ricard | FS | 32 D. Elliott |
| RB | 21 M. Ingram II | RCB | 24 M. Peters |

OFFICIALS: Referee: Ronald Torbert (62), Umpire: Mark Pellis (131), Down Judge: Patrick Holt (106), Line Judge: Jim Mello (48), Field Judge: James Coleman (95), Side Judge: Jonah Monroe (120), Back Judge: Greg Yette (38), Replay Official: Saleem Choudhry

CLEVELAND BROWNS

| PASSING | ATT | CP | YDS | SK/YD | TD | LG | INT | RTG |
|----------------|-----------|-----------|------------|-------------|----------|-----------|----------|-------------|
| Baker Mayfield | 39 | 21 | 189 | 2/21 | 1 | 28 | 1 | 65.0 |
| TOTAL | 39 | 21 | 189 | 2/21 | 1 | 28 | 1 | 65.0 |

| RUSHING | ATT | YDS | AVG | LG | TD |
|------------------|-----------|------------|------------|-----------|----------|
| Kareem Hunt | 13 | 72 | 5.5 | 22 | 0 |
| Nick Chubb | 10 | 60 | 6.0 | 29 | 0 |
| D'Ernest Johnson | 1 | 5 | 5.0 | 5 | 0 |
| Baker Mayfield | 2 | 3 | 1.5 | 4 | 0 |
| Jamie Gillan | 1 | -2 | -2.0 | -2 | 0 |
| TOTAL | 27 | 138 | 5.1 | 29 | 0 |

| RECEIVING | NO | YDS | AVG | LG | TD |
|-------------------|-----------|------------|------------|-----------|----------|
| Jarvis Landry | 5 | 61 | 12.2 | 20 | 0 |
| Kareem Hunt | 4 | 9 | 2.3 | 8 | 0 |
| David Njoku | 3 | 50 | 16.7 | 28 | 1 |
| Odell Beckham Jr. | 3 | 22 | 7.3 | 16 | 0 |
| Austin Hooper | 2 | 15 | 7.5 | 9 | 0 |
| Khadarel Hodge | 1 | 12 | 12.0 | 12 | 0 |
| Rashard Higgins | 1 | 9 | 9.0 | 9 | 0 |
| Nick Chubb | 1 | 6 | 6.0 | 6 | 0 |
| Harrison Bryant | 1 | 5 | 5.0 | 5 | 0 |
| TOTAL | 21 | 189 | 9.0 | 28 | 1 |

| TOP DEFENSE | TOT | SOLO | AST | SCK | YDS | INT |
|----------------|-----|------|-----|-----|-----|-----|
| B.J. Goodson | 9 | 5 | 4 | 0.0 | 0.0 | 0 |
| Sione Takitaki | 7 | 5 | 2 | 0.0 | 0.0 | 0 |
| Karl Joseph | 5 | 3 | 2 | 0.0 | 0.0 | 0 |

| FIELD GOALS | FGM/FGA | PERCENT | RESULTS |
|----------------|------------|------------|---------|
| Austin Seibert | 0-1 | 0.0 | 41WR |
| TOTAL | 0-1 | 0.0 | |

GAME HIGHLIGHTS

- Under **John Harbaugh**, the Ravens are 10-3 on Kickoff Weekend.
- On Kickoff Weekend during the Harbaugh Era (since 2008), the Ravens have outscored opponents 377-180.
- Baltimore became the first team in NFL history to win three-straight season openers by 30-or-more points (+32 today, +49 in 2019 at Miami and +44 in 2018 vs. Buffalo).
- In his past two season openers, **QB Lamar Jackson** is 37-of-45 (82.2%) passing for 599 yards, 8 TDs, 0 INTs and a perfect 158.3 rating. (Last year at Miami, he had 324 yards and 5 TDs passing.)
- First-round draft pick **LB Patrick Queen** (21 years, 1 month) became the second-youngest Raven ever to start a game. Only RB Jamal Lewis (21 years, 18 days) was younger, doing so in 2000.
- Second-round draft pick **RB J.K. Dobbins** became the first Ravens rookie to tally 2 rushing TDs in his NFL debut.

BALTIMORE RAVENS

| PASSING | ATT | CP | YDS | SK/YD | TD | LG | INT | RTG |
|--------------------|-----------|-----------|------------|-------------|----------|-----------|----------|--------------|
| Lamar Jackson | 25 | 20 | 275 | 2/14 | 3 | 47 | 0 | 152.1 |
| Robert Griffin III | 1 | 1 | 9 | 0/0 | 0 | 9 | 0 | 104.2 |
| TOTAL | 26 | 21 | 284 | 2/14 | 3 | 47 | 0 | 150.6 |

| RUSHING | ATT | YDS | AVG | LG | TD |
|--------------------|-----------|------------|------------|-----------|----------|
| Lamar Jackson | 7 | 45 | 6.4 | 16 | 0 |
| Mark Ingram II | 10 | 29 | 2.9 | 8 | 0 |
| J.K. Dobbins | 7 | 22 | 3.1 | 12 | 2 |
| Gus Edwards | 4 | 17 | 4.3 | 13 | 0 |
| Patrick Ricard | 1 | -1 | -1.0 | -1 | 0 |
| Robert Griffin III | 1 | -1 | -1.0 | -1 | 0 |
| TOTAL | 30 | 111 | 3.7 | 16 | 2 |

| RECEIVING | NO | YDS | AVG | LG | TD |
|-----------------|-----------|------------|-------------|-----------|----------|
| Marquise Brown | 5 | 101 | 20.2 | 47 | 0 |
| Mark Andrews | 5 | 58 | 11.6 | 21 | 2 |
| Willie Snead IV | 4 | 64 | 16.0 | 20 | 1 |
| Miles Boykin | 3 | 37 | 12.3 | 25 | 0 |
| Nick Boyle | 2 | 3 | 1.5 | 4 | 0 |
| Devin Duvernay | 1 | 12 | 12.0 | 12 | 0 |
| Patrick Ricard | 1 | 9 | 9.0 | 9 | 0 |
| TOTAL | 21 | 284 | 13.5 | 47 | 3 |

| TOP DEFENSE | TOT | SOLO | AST | SCK | YDS | INT |
|---------------|-----|------|-----|-----|-----|-----|
| Patrick Queen | 8 | 4 | 4 | 1.0 | 7.0 | 0 |
| Chuck Clark | 6 | 4 | 2 | 0.0 | 0.0 | 0 |
| Jihad Ward | 6 | 1 | 5 | 0.0 | 0.0 | 0 |

| FIELD GOALS | FGM/FGA | PERCENT | RESULTS |
|---------------|------------|--------------|---------|
| Justin Tucker | 1-1 | 100.0 | (41) |
| TOTAL | 1-1 | 100.0 | |

TEAM STATISTICS

| | BROWNS | RAVENS |
|------------------------------|----------|----------|
| First Downs | 20 | 23 |
| 3rd Down Eff. (Made/Att/Pct) | 3/12/25% | 6/11/55% |
| 4th Down Eff. (Made/Att/Pct) | 0/3/0% | 0/0/0% |
| Total Net Yards | 306 | 381 |
| Total Plays | 68 | 58 |
| Yards Per Play | 4.5 | 6.6 |
| Rushes/Net Yards | 27/138 | 30/111 |
| Net Passing | 168 | 270 |
| Pass Attempts/Completions | 39/21 | 26/21 |
| Had Intercepted | 1 | 0 |
| Sacked/Yards Lost | 2/21 | 2/14 |
| Punts/Average | 3/45.7 | 3/41.7 |
| Penalties/Yards | 8/80 | 7/66 |
| Fumbles/Lost | 3/2 | 2/1 |
| Possession Time | 30:02 | 29:58 |



GAME 2: RAVENS 33, TEXANS 16

Baltimore (2-0) • Houston (0-2)

Sunday, September 20, 2020 • 4:25 PM EDT • NRG Stadium • Houston

Indoors • Attendance: 0 • Time: 2:55



| | | | | | | |
|-------------------------------|----------|-----------|----------|-----------|----------|-----------|
| Baltimore Ravens | 3 | 17 | 3 | 10 | — | 33 |
| Houston Texans | 0 | 10 | 0 | 6 | — | 16 |

SCORING DRIVES

| TEAM | QTR | TIME | SCORING PLAY | BAL | HOU |
|--------|-----|-------|---|-----|-----|
| Ravens | 1 | 01:14 | J.Tucker 32 yd. Field Goal (12-73, 6:57) | 3 | 0 |
| Ravens | 2 | 12:55 | P.Ricard 1 yd. pass from L.Jackson (J.Tucker kick) (4-34, 2:05) | 10 | 0 |
| Texans | 2 | 09:45 | D.Fells 10 yd. pass from D.Watson (K.Fairbairn kick) (7-75, 3:10) | 10 | 7 |
| Ravens | 2 | 05:31 | J.Tucker 39 yd. Field Goal (9-58, 4:14) | 13 | 7 |
| Ravens | 2 | 05:26 | L.Fort 22 yd. fumble return (J.Tucker kick) | 20 | 7 |
| Texans | 2 | 00:00 | K.Fairbairn 44 yd. Field Goal (7-63, 1:06) | 20 | 10 |
| Ravens | 3 | 06:24 | J.Tucker 47 yd. Field Goal (14-60, 8:36) | 23 | 10 |
| Texans | 4 | 14:47 | K.Fairbairn 35 yd. Field Goal (14-58, 6:37) | 23 | 13 |
| Ravens | 4 | 11:58 | M.Ingram 30 yd. run (J.Tucker kick) (6-75, 2:49) | 30 | 13 |
| Texans | 4 | 08:13 | K.Fairbairn 45 yd. Field Goal (10-49, 3:45) | 30 | 16 |
| Ravens | 4 | 03:44 | J.Tucker 20 yd. Field Goal (13-71, 4:29) | 33 | 16 |

HOUSTON TEXANS (HEAD COACH: BILL O'BRIEN)

| OFFENSE | | | DEFENSE | | |
|---------|----|--------------|---------|----|-------------------|
| WR | 15 | W. Fuller V | DE | 99 | J. Watt |
| LT | 78 | L. Tunsil | DT | 92 | B. Dunn |
| LG | 74 | M. Scharping | DE | 96 | P. Hall |
| C | 66 | N. Martin | LB | 59 | W. Mercilus |
| RG | 73 | Z. Fulton | LB | 41 | Z. Cunningham |
| RT | 71 | T. Howard | LB | 55 | B. McKinney |
| TE | 88 | J. Akins | CB | 21 | B. Roby |
| TE | 87 | D. Fells | CB | 26 | V. Hargreaves III |
| QB | 4 | D. Watson | S | 20 | J. Reid |
| RB | 31 | D. Johnson | S | 23 | E. Murray |
| WR | 13 | B. Cooks | S | 33 | A. Moore Jr. |

BALTIMORE RAVENS (HEAD COACH: JOHN HARBAUGH)

| OFFENSE | | | DEFENSE | | |
|---------|----|--------------|---------|----|---------------|
| WR | 80 | M. Boykin | DT | 93 | C. Campbell |
| WR | 83 | W. Snead IV | NT | 98 | B. Williams |
| LT | 79 | R. Stanley | RUSH | 90 | P. McPhee |
| LG | 77 | B. Bozeman | MLB | 48 | P. Queen |
| C | 68 | M. Skura | WLB | 58 | L. Fort |
| RG | 74 | T. Phillips | SAM | 99 | M. Judon |
| RT | 78 | O. Brown Jr. | LCB | 44 | M. Humphrey |
| TE | 86 | N. Boyle | SS | 36 | C. Clark |
| QB | 8 | L. Jackson | FS | 32 | D. Elliott |
| RB | 21 | M. Ingram II | RCB | 24 | M. Peters |
| WR | 15 | M. Brown | DB | 41 | A. Levine Sr. |

OFFICIALS: Referee: Tony Corrente (99), Umpire: Tab Slaughter (110), Down Judge: Jerry Bergman (91), Down Judge: David Oliver (24), Field Judge: Mearl Robinson (31), Side Judge: Anthony Flemming (90), Back Judge: Todd Prukop (30), Replay Official: Tyler Cerimeli, Replay Assistant: Marvin LeBlanc

BALTIMORE RAVENS

| PASSING | ATT | CP | YDS | SK/YD | TD | LG | INT | RTG |
|---------------|-----------|-----------|------------|-------------|----------|-----------|----------|--------------|
| Lamar Jackson | 24 | 18 | 204 | 4/27 | 1 | 29 | 0 | 113.9 |
| TOTAL | 24 | 18 | 204 | 4/27 | 1 | 29 | 0 | 113.9 |

| RUSHING | ATT | YDS | AVG | LG | TD |
|----------------|-----------|------------|------------|-----------|----------|
| Gus Edwards | 10 | 73 | 7.3 | 22 | 0 |
| Mark Ingram II | 9 | 55 | 6.1 | 30t | 1 |
| Lamar Jackson | 16 | 54 | 3.4 | 14 | 0 |
| J.K. Dobbins | 2 | 48 | 24.0 | 44 | 0 |
| TOTAL | 37 | 230 | 6.2 | 44 | 1 |

| RECEIVING | NO | YDS | AVG | LG | TD |
|-----------------|-----------|------------|-------------|-----------|----------|
| Marquise Brown | 5 | 42 | 8.4 | 25 | 0 |
| Miles Boykin | 4 | 38 | 9.5 | 14 | 0 |
| Willie Snead IV | 2 | 29 | 14.5 | 22 | 0 |
| Mark Ingram II | 2 | 22 | 11.0 | 18 | 0 |
| Mark Andrews | 1 | 29 | 29.0 | 29 | 0 |
| Devin Duvernay | 1 | 19 | 19.0 | 19 | 0 |
| J.K. Dobbins | 1 | 13 | 13.0 | 13 | 0 |
| Nick Boyle | 1 | 11 | 11.0 | 11 | 0 |
| Patrick Ricard | 1 | 1 | 1.0 | 1t | 1 |
| TOTAL | 18 | 204 | 11.3 | 29 | 1 |

| TOP DEFENSE | TOT | SOLO | AST | SCK | YDS | INT |
|-----------------|-----|------|-----|-----|-----|-----|
| Patrick Queen | 9 | 7 | 2 | 0.0 | 0.0 | 0 |
| Marlon Humphrey | 7 | 6 | 1 | 0.5 | 0.5 | 0 |
| Chuck Clark | 6 | 4 | 2 | 0.5 | 4.0 | 0 |

| FIELD GOALS | FGM/FGA | PERCENT | RESULTS |
|---------------|------------|--------------|------------------|
| Justin Tucker | 4-4 | 100.0 | (32, 39, 47, 20) |
| TOTAL | 4-4 | 100.0 | |

GAME HIGHLIGHTS

- The Ravens won their 14-straight regular season game. Not since Carolina (18-straight during the 2014-15 seasons) has an NFL team won as many regular season games in a row. Baltimore also captured its seventh-straight road victory dating back to 2019.
- Baltimore closed out the win in Houston with 17-straight rushes and held the ball for 9:41 in the fourth quarter.
- With 203 rushing yards (including 186 in the second half), the Ravens surpassed the 200-ground mark for the 26th time under **John Harbaugh**. Baltimore is 24-2 when tallying at least 200 under "Harbs."
- **QB Lamar Jackson** reached 2,000 rushing yards for his career, doing so in just 33 games. He became the fastest quarterback ever to reach the 2,000 mark, surpassing Michael Vick's record of 39 games.
- **LB L.J. Fort's** FR-TD (set up by **CB Marlon Humphrey's** FF), marked Baltimore's NFL-best 10th defensive TD since the 2018 season.

HOUSTON TEXANS

| PASSING | ATT | CP | YDS | SK/YD | TD | LG | INT | RTG |
|----------------|-----------|-----------|------------|-------------|----------|-----------|----------|-------------|
| Deshaun Watson | 36 | 25 | 275 | 4/22 | 1 | 38 | 1 | 89.5 |
| TOTAL | 36 | 25 | 275 | 4/22 | 1 | 38 | 1 | 89.5 |

| RUSHING | ATT | YDS | AVG | LG | TD |
|----------------|-----------|-----------|------------|----------|----------|
| David Johnson | 11 | 34 | 3.1 | 9 | 0 |
| Deshaun Watson | 5 | 17 | 3.4 | 8 | 0 |
| Will Fuller V | 1 | 0 | 0.0 | 0 | 0 |
| TOTAL | 17 | 51 | 3.0 | 9 | 0 |

| RECEIVING | NO | YDS | AVG | LG | TD |
|---------------|-----------|------------|-------------|-----------|----------|
| Jordan Akins | 7 | 55 | 7.9 | 12 | 0 |
| Brandin Cooks | 5 | 95 | 19.0 | 38 | 0 |
| Randall Cobb | 5 | 59 | 11.8 | 23 | 0 |
| Darren Fells | 2 | 23 | 11.5 | 13 | 1 |
| David Johnson | 2 | 16 | 8.0 | 9 | 0 |
| Kenny Stills | 2 | 16 | 8.0 | 13 | 0 |
| Keke Coutee | 2 | 11 | 5.5 | 6 | 0 |
| TOTAL | 25 | 275 | 11.0 | 38 | 1 |

| TOP DEFENSE | TOT | SOLO | AST | SCK | YDS | INT |
|---------------------|-----|------|-----|-----|-----|-----|
| Zach Cunningham | 15 | 11 | 4 | 1.0 | 8.0 | 0 |
| Benardrick McKinney | 10 | 3 | 7 | 0.0 | 0.0 | 0 |
| Justin Reid | 10 | 8 | 2 | 0.0 | 0.0 | 0 |

| FIELD GOALS | FGM/FGA | PERCENT | RESULTS |
|------------------|------------|--------------|--------------|
| Ka'imi Fairbairn | 3-3 | 100.0 | (44, 35, 45) |
| TOTAL | 3-3 | 100.0 | |

TEAM STATISTICS

| | RAVENS | TEXANS |
|------------------------------|----------|---------|
| First Downs | 23 | 18 |
| 3rd Down Eff. (Made/Att/Pct) | 5/14/36% | 3/9/33% |
| 4th Down Eff. (Made/Att/Pct) | 2/2/100% | 0/1/0% |
| Total Net Yards | 407 | 304 |
| Total Plays | 65 | 57 |
| Yards Per Play | 6.3 | 5.3 |
| Rushes/Net Yards | 37/230 | 17/51 |
| Net Passing | 177 | 253 |
| Pass Attempts/Completions | 24/18 | 36/25 |
| Had Intercepted | 0 | 1 |
| Sacked/Yards Lost | 4/27 | 4/22 |
| Punts/Average | 2/47.0 | 3/46.7 |
| Penalties/Yards | 3/21 | 4/22 |
| Fumbles/Lost | 0/0 | 1/1 |
| Possession Time | 34:51 | 25:09 |



GAME 3: CHIEFS 34, RAVENS 20

Kansas City (3-0) • Baltimore (2-1)

Monday, September 28, 2020 • 8:15 PM EDT • M&T Bank Stadium • Baltimore

Mostly Cloudy Temp: 73° F, Humidity: 84%, Wind: SSE 8 mph • Attendance: 0 • Time: 2:58



| | | | | | | |
|---------------------------------|----------|-----------|----------|----------|----------|-----------|
| Kansas City Chiefs | 6 | 21 | 0 | 7 | — | 34 |
| Baltimore Ravens | 3 | 7 | 3 | 7 | — | 20 |

SCORING DRIVES

| TEAM | QTR | TIME | SCORING PLAY | KC | BAL |
|--------|-----|-------|---|----|-----|
| Ravens | 1 | 09:20 | J.Tucker 26 yd. Field Goal (11-67, 5:40) | 0 | 3 |
| Chiefs | 1 | 06:43 | P.Mahomes 3 yd. run (kick failed, wl) (6-75, 2:37) | 6 | 3 |
| Chiefs | 2 | 12:52 | A.Sherman 5 yd. pass from P.Mahomes (H.Butker kick) (13-68, 6:20) | 13 | 3 |
| Ravens | 2 | 12:40 | D.Duvernay 93 yd. kickoff return (J.Tucker kick) (0-0, 0:12) | 13 | 10 |
| Chiefs | 2 | 06:40 | T.Hill 20 yd. pass from P.Mahomes (H.Butker kick) (6-73, 3:26) | 20 | 10 |
| Chiefs | 2 | 01:48 | M.Hardman 49 yd. pass from P.Mahomes (H.Butker kick) (7-84, 2:51) | 27 | 10 |
| Ravens | 3 | 06:13 | J.Tucker 42 yd. Field Goal (12-55, 6:43) | 27 | 13 |
| Ravens | 4 | 14:55 | N.Boyle 5 yd. pass from L.Jackson (J.Tucker kick) (6-49, 3:02) | 27 | 20 |
| Chiefs | 4 | 08:14 | E.Fisher 2 yd. pass from P.Mahomes (H.Butker kick) (13-75, 6:41) | 34 | 20 |

KANSAS CITY CHIEFS (HEAD COACH: ANDY REID)

| OFFENSE | | DEFENSE | |
|---------|--------------------|---------|---------------|
| WR 10 | T. Hill | LDE 92 | T. Kpassagnon |
| WR 14 | S. Watkins | LDT 91 | D. Nnadi |
| LT 72 | E. Fisher | RDT 95 | C. Jones |
| LG 70 | K. Osemele | RDE 55 | F. Clark |
| C 62 | A. Reiter | LB 53 | A. Hitchens |
| RG 75 | M. Remmers | LB 54 | D. Wilson |
| RT 71 | M. Schwartz | LB 56 | B. Niemann |
| TE 87 | T. Kelce | LCB 38 | L. Sneed |
| QB 15 | P. Mahomes | RCB 27 | R. Fenton |
| RB 25 | C. Edwards-Helaire | FS 22 | J. Thornhill |
| TE 48 | N. Keizer | SS 32 | T. Mathieu |

BALTIMORE RAVENS (HEAD COACH: JOHN HARBAUGH)

| OFFENSE | | DEFENSE | |
|---------|--------------|---------|-------------|
| WR 83 | W. Snead IV | DT 93 | C. Campbell |
| LT 79 | R. Stanley | NT 98 | B. Williams |
| LG 77 | B. Bozeman | RUSH 90 | P. McPhee |
| C 68 | M. Skura | MLB 48 | P. Queen |
| RG 74 | T. Phillips | WLB 58 | L. Fort |
| RT 78 | O. Brown Jr. | SAAM 99 | M. Judon |
| TE 86 | N. Boyle | LCB 24 | M. Peters |
| QB 8 | L. Jackson | SS 36 | C. Clark |
| FB 42 | P. Ricard | FS 32 | D. Elliott |
| RB 21 | M. Ingram II | RCB 22 | J. Smith |
| WR 15 | M. Brown | DB 44 | M. Humphrey |

OFFICIALS: Referee: John Hussey (35), **Back Judge:** Greg Steed (12), **Umpire:** Roy Ellison (81), **Field Judge:** Steve Zimmer (33), **Line Judge:** Mark Steinkirchner (84), **Replay Official:** Kevin Stine, **Side Judge:** Allen Baynes (56), **Down Judge:** Brian Bolinger (40)

KANSAS CITY CHIEFS

| PASSING | ATT | CP | YDS | SK/YD | TD | LG | INT | RTG |
|-----------------|-----------|-----------|------------|------------|----------|-----------|----------|--------------|
| Patrick Mahomes | 42 | 31 | 385 | 0/0 | 4 | 49 | 0 | 133.5 |
| TOTAL | 42 | 31 | 385 | 0/0 | 4 | 49 | 0 | 133.5 |

| RUSHING | ATT | YDS | AVG | LG | TD |
|-----------------------|-----------|------------|------------|-----------|----------|
| Clyde Edwards-Helaire | 20 | 64 | 3.2 | 16 | 0 |
| Patrick Mahomes | 4 | 26 | 6.5 | 12 | 1 |
| Tyreek Hill | 2 | 25 | 12.5 | 22 | 0 |
| Darwin Thompson | 2 | 11 | 5.5 | 10 | 0 |
| Darrel Williams | 2 | 6 | 3.0 | 6 | 0 |
| Anthony Sherman | 1 | 0 | 0.0 | 0 | 0 |
| TOTAL | 31 | 132 | 4.3 | 22 | 1 |

| RECEIVING | NO | YDS | AVG | LG | TD |
|-----------------------|-----------|------------|-------------|------------|----------|
| Sammy Watkins | 7 | 62 | 8.9 | 15 | 0 |
| Travis Kelce | 6 | 87 | 14.5 | 29 | 0 |
| Tyreek Hill | 5 | 77 | 15.4 | 33 | 1 |
| Clyde Edwards-Helaire | 5 | 70 | 14.0 | 24 | 0 |
| Mecole Hardman | 4 | 81 | 20.3 | 49t | 1 |
| Darrel Williams | 2 | 1 | 0.5 | 5 | 0 |
| Anthony Sherman | 1 | 5 | 5.0 | 5t | 1 |
| Eric Fisher | 1 | 2 | 2.0 | 2t | 1 |
| TOTAL | 31 | 385 | 12.4 | 49T | 4 |

| TOP DEFENSE | TOT | SOLO | AST | SCK | YDS | INT |
|------------------|-----|------|-----|-----|-----|-----|
| Juan Thornhill | 6 | 5 | 1 | 0.0 | 0.0 | 0 |
| Anthony Hitchens | 5 | 0 | 5 | 0.0 | 0.0 | 0 |
| Chris Jones | 5 | 3 | 2 | 2.0 | 9.0 | 0 |

| FIELD GOALS | FGM/FGA | PERCENT | RESULTS |
|-----------------|------------|------------|---------|
| Harrison Butker | 0-1 | 0.0 | 42WL |
| TOTAL | 0-1 | 0.0 | |

BALTIMORE RAVENS

| PASSING | ATT | CP | YDS | SK/YD | TD | LG | INT | RTG |
|---------------|-----------|-----------|-----------|-------------|----------|-----------|----------|-------------|
| Lamar Jackson | 28 | 15 | 97 | 4/27 | 1 | 19 | 0 | 73.1 |
| TOTAL | 28 | 15 | 97 | 4/27 | 1 | 19 | 0 | 73.1 |

| RUSHING | ATT | YDS | AVG | LG | TD |
|----------------|-----------|------------|------------|-----------|----------|
| Lamar Jackson | 9 | 83 | 9.2 | 30 | 0 |
| Gus Edwards | 4 | 39 | 9.8 | 24 | 0 |
| Mark Ingram II | 7 | 30 | 4.3 | 11 | 0 |
| J.K. Dobbins | 1 | 6 | 6.0 | 6 | 0 |
| TOTAL | 21 | 158 | 7.5 | 30 | 0 |

| RECEIVING | NO | YDS | AVG | LG | TD |
|-----------------|-----------|-----------|------------|-----------|----------|
| J.K. Dobbins | 4 | 38 | 9.5 | 19 | 0 |
| Mark Andrews | 3 | 22 | 7.3 | 13 | 0 |
| Marquise Brown | 2 | 13 | 6.5 | 7 | 0 |
| Devin Duvernay | 2 | 7 | 3.5 | 7 | 0 |
| Willie Snead IV | 2 | 4 | 2.0 | 4 | 0 |
| Miles Boykin | 1 | 8 | 8.0 | 8 | 0 |
| Nick Boyle | 1 | 5 | 5.0 | 5t | 1 |
| TOTAL | 15 | 97 | 6.5 | 19 | 1 |

| TOP DEFENSE | TOT | SOLO | AST | SCK | YDS | INT |
|------------------|-----|------|-----|-----|-----|-----|
| Chuck Clark | 10 | 6 | 4 | 0.0 | 0.0 | 0 |
| Brandon Williams | 7 | 7 | 0 | 0.0 | 0.0 | 0 |
| Derek Wolfe | 6 | 1 | 5 | 0.0 | 0.0 | 0 |

| FIELD GOALS | FGM/FGA | PERCENT | RESULTS |
|---------------|------------|--------------|----------|
| Justin Tucker | 2-2 | 100.0 | (26, 42) |
| TOTAL | 2-2 | 100.0 | |

GAME HIGHLIGHTS

- Kansas City snapped Baltimore's 14-game winning streak in regular season play. Prior to facing the Chiefs, the Ravens had not lost in the regular season since Week 4 of 2019.
- The Ravens finished with a 7.5 yards-per-carry average, which is the third-highest single-game clip in franchise history (8.37 vs. Cle. on 9/14/03 & 7.7 vs. Det. on 12/13/09).
- With 83 rushing yards, **QB Lamar Jackson** passed Cam Newton for the most rushing yards ever by a QB in his first three NFL seasons: Lamar Jackson – 2,083; Cam Newton – 2,032; Russell Wilson – 1,877; Robert Griffin – 1,480.
- Rookie **WR Devin Duvernay** produced a 93-yard KOR-TD in the second quarter. It marked the NFL's first KOR-TD of 2020 and was the Ravens' sixth KOR-TD since 2011. Only the Vikings (7) have more KOR-TDs since '11.
- Duvernay became the fifth rookie in Ravens history to return a kickoff for a TD: Patrick Johnson (1998), Yamon Figurs (2007), Lardarius Webb (2009) and David Reed (2010).

TEAM STATISTICS

| | CHIEFS | RAVENS |
|------------------------------|-----------|---------|
| First Downs | 29 | 16 |
| 3rd Down Eff. (Made/Att/Pct) | 10/13/77% | 3/9/33% |
| 4th Down Eff. (Made/Att/Pct) | 0/2/0% | 0/1/0% |
| Total Net Yards | 517 | 228 |
| Total Plays | 73 | 53 |
| Yards Per Play | 7.1 | 4.3 |
| Rushes/Net Yards | 31/132 | 21/158 |
| Net Passing | 385 | 70 |
| Pass Attempts/Completions | 42/31 | 28/15 |
| Had Intercepted | 0 | 0 |
| Sacked/Yards Lost | 0/0 | 4/27 |
| Punts/Average | 1/58.0 | 3/49.0 |
| Penalties/Yards | 6/38 | 6/45 |
| Fumbles/Lost | 1/1 | 3/1 |
| Possession Time | 33:56 | 26:04 |



GAME 4: RAVENS 31, WASHINGTON 17

Baltimore (3-1) • Washington (1-3)

Sunday, October 4, 2020 • 1:00 PM EDT • FedExField • Washington
Sunny Temp: 65° F, Humidity: 45%, Wind: NE 5 mph • Attendance: 0 • Time: 2:50



| | | | | | | |
|-------------------------------|----------|-----------|----------|----------|----------|-----------|
| Baltimore Ravens | 7 | 14 | 7 | 3 | — | 31 |
| Washington | 0 | 10 | 0 | 7 | — | 17 |

SCORING DRIVES

| TEAM | QTR | TIME | SCORING PLAY | BAL | WAS |
|------------|-----|-------|--|-----|-----|
| Ravens | 1 | 02:09 | M.Ingram 1 yd. run (J.Tucker kick) (2-34, 0:42) | 7 | 0 |
| Ravens | 2 | 09:56 | L.Jackson 50 yd. run (J.Tucker kick) (3-56, 1:30) | 14 | 0 |
| Washington | 2 | 04:41 | A.Gibson 2 yd. run (D.Hopkins kick) (10-75, 5:15) | 14 | 7 |
| Ravens | 2 | 01:49 | M.Andrews 25 yd. pass from L.Jackson (J.Tucker kick) (8-75, 2:52) | 21 | 7 |
| Washington | 2 | 00:00 | D.Hopkins 43 yd. Field Goal (3-12, 0:31) | 21 | 10 |
| Ravens | 3 | 08:42 | M.Andrews 22 yd. pass from L.Jackson (J.Tucker kick) (10-75, 6:18) | 28 | 10 |
| Ravens | 4 | 05:16 | J.Tucker 46 yd. Field Goal (10-64, 6:19) | 31 | 10 |
| Washington | 4 | 02:05 | D.Haskins 1 yd. run (D.Hopkins kick) (4-42, 1:24) | 31 | 17 |

WASHINGTON (HEAD COACH: RON RIVERA)

| OFFENSE | | DEFENSE | |
|---------|------------------|---------|-----------------|
| WR 80 | D. Inman | DL 91 | R. Kerrigan |
| WR 17 | T. McLaurin | DL 94 | D. Payne |
| WR 83 | I. Wright | DL 93 | J. Allen |
| G 67 | W. Martin | DL 90 | M. Sweat |
| G 71 | W. Schweitzer | LB 53 | J. Bostic |
| C 73 | C. Roullier | LB 54 | K. Pierre-Louis |
| TE 82 | L. Thomas | CB 23 | R. Darby |
| T 74 | G. Christian Sr. | CB 29 | K. Fuller |
| T 76 | M. Moses | S 30 | T. Apke |
| QB 7 | D. Haskins Jr. | S 26 | L. Collins |
| RB 41 | J. McKissic | S 31 | K. Curi |

BALTIMORE RAVENS (HEAD COACH: JOHN HARBAUGH)

| OFFENSE | | DEFENSE | |
|---------|--------------|---------|-------------|
| WR 80 | M. Boykin | DT 93 | C. Campbell |
| LT 78 | O. Brown Jr. | NT 98 | B. Williams |
| LG 77 | B. Bozeman | RUSH 90 | P. McPhee |
| C 68 | M. Skura | MLB 48 | P. Queen |
| RG 74 | T. Phillips | WLB 58 | L. Fort |
| RT 70 | D. Fluker | SAM 99 | M. Judon |
| TE 89 | M. Andrews | LCB 24 | M. Peters |
| TE 86 | N. Boyle | SS 36 | C. Clark |
| QB 8 | L. Jackson | FS 32 | D. Elliott |
| RB 21 | M. Ingram II | RCB 23 | A. Averett |
| WR 15 | M. Brown | DB 44 | M. Humphrey |

OFFICIALS: Referee: Adrian Hill (29), Umpire: Paul King (121), Down Judge: Ed Camp (134), Side Judge: Keith Washington (7), Back Judge: Greg Steed (12), Line Judge: Kevin Codey (16), Field Judge: Dominique Pender (114), Replay Official: Mike Wimmer, Replay Assistant: Desiree Abrams

BALTIMORE RAVENS

| PASSING | ATT | CP | YDS | SK/YD | TD | LG | INT | RTG |
|--------------------|-----------|-----------|------------|------------|----------|-----------|----------|-------------|
| Lamar Jackson | 21 | 14 | 193 | 1/2 | 2 | 33 | 1 | 107.8 |
| Sam Koch | 1 | 1 | 15 | 0/0 | 0 | 15 | 0 | 118.8 |
| Robert Griffin III | 1 | 0 | 0 | 0/0 | 0 | 0 | 1 | 0.0 |
| TOTAL | 23 | 15 | 208 | 1/2 | 2 | 33 | 2 | 86.9 |

| RUSHING | ATT | YDS | AVG | LG | TD |
|--------------------|-----------|------------|------------|------------|----------|
| Lamar Jackson | 7 | 53 | 7.6 | 50t | 1 |
| Gus Edwards | 9 | 38 | 4.2 | 13 | 0 |
| Mark Ingram II | 8 | 34 | 4.3 | 8 | 1 |
| J.K. Dobbins | 5 | 16 | 3.2 | 14 | 0 |
| Robert Griffin III | 3 | 3 | 1.0 | 5 | 0 |
| TOTAL | 32 | 144 | 4.5 | 50T | 2 |

| RECEIVING | NO | YDS | AVG | LG | TD |
|-----------------|-----------|------------|-------------|-----------|----------|
| Marquise Brown | 4 | 86 | 21.5 | 33 | 0 |
| Mark Andrews | 3 | 57 | 19.0 | 25t | 2 |
| Miles Boykin | 2 | 28 | 14.0 | 15 | 0 |
| Willie Snead IV | 2 | 20 | 10.0 | 10 | 0 |
| Nick Boyle | 1 | 9 | 9.0 | 9 | 0 |
| Devin Duvernay | 1 | 4 | 4.0 | 4 | 0 |
| Mark Ingram II | 1 | 3 | 3.0 | 3 | 0 |
| J.K. Dobbins | 1 | 1 | 1.0 | 1 | 0 |
| TOTAL | 15 | 208 | 13.9 | 33 | 2 |

| TOP DEFENSE | TOT | SOLO | AST | SCK | YDS | INT |
|-----------------|-----|------|-----|-----|-----|-----|
| Patrick Queen | 12 | 9 | 3 | 0.0 | 0.0 | 0 |
| Marlon Humphrey | 9 | 8 | 1 | 0.0 | 0.0 | 0 |
| Chuck Clark | 6 | 3 | 3 | 0.0 | 0.0 | 0 |

| FIELD GOALS | FGM/FGA | PERCENT | RESULTS |
|---------------|------------|--------------|---------|
| Justin Tucker | 1-1 | 100.0 | (46) |
| TOTAL | 1-1 | 100.0 | |

WASHINGTON

| PASSING | ATT | CP | YDS | SK/YD | TD | LG | INT | RTG |
|--------------------|-----------|-----------|------------|-------------|----------|-----------|----------|-------------|
| Dwayne Haskins Jr. | 45 | 32 | 314 | 3/40 | 0 | 40 | 0 | 90.4 |
| TOTAL | 45 | 32 | 314 | 3/40 | 0 | 40 | 0 | 90.4 |

| RUSHING | ATT | YDS | AVG | LG | TD |
|--------------------|-----------|-----------|------------|-----------|----------|
| Antonio Gibson | 13 | 46 | 3.5 | 10 | 1 |
| Isaiah Wright | 1 | 9 | 9.0 | 9 | 0 |
| J.D. McKissic | 2 | 6 | 3.0 | 5 | 0 |
| Peyton Barber | 3 | 5 | 1.7 | 3 | 0 |
| Dwayne Haskins Jr. | 3 | 3 | 1.0 | 2 | 1 |
| TOTAL | 22 | 69 | 3.1 | 10 | 2 |

| RECEIVING | NO | YDS | AVG | LG | TD |
|-----------------|-----------|------------|------------|-----------|----------|
| Terry McLaurin | 10 | 118 | 11.8 | 39 | 0 |
| J.D. McKissic | 7 | 40 | 5.7 | 12 | 0 |
| Antonio Gibson | 4 | 82 | 20.5 | 40 | 0 |
| Dontrelle Inman | 4 | 29 | 7.3 | 13 | 0 |
| Isaiah Wright | 4 | 20 | 5.0 | 11 | 0 |
| Cam Sims | 2 | 17 | 8.5 | 9 | 0 |
| Logan Thomas | 1 | 8 | 8.0 | 8 | 0 |
| TOTAL | 32 | 314 | 9.8 | 40 | 0 |

| TOP DEFENSE | TOT | SOLO | AST | SCK | YDS | INT |
|--------------------|-----|------|-----|-----|-----|-----|
| Jon Bostic | 14 | 6 | 8 | 0.0 | 0.0 | 0 |
| Landon Collins | 8 | 4 | 4 | 0.0 | 0.0 | 0 |
| Kevin Pierre-Louis | 6 | 4 | 2 | 0.0 | 0.0 | 0 |

| FIELD GOALS | FGM/FGA | PERCENT | RESULTS |
|----------------|------------|-------------|-----------|
| Dustin Hopkins | 1-2 | 50.0 | 54LU (43) |
| TOTAL | 1-2 | 50.0 | |

GAME HIGHLIGHTS

- The Ravens won their eighth-straight away game, marking the NFL's longest active streak. Baltimore has scored 33.6 ppg and allowed 15.4 ppg in these victories. **QB Lamar Jackson** has thrown 18 TDs and just 5 INTs in these eight road wins, producing a 112.7 passer rating.
- The Ravens successfully converted a fourth-and-9 fake punt in the second quarter when P Sam Koch connected with **WR Miles Boykin** for a 15-yard gain. (This led to a TD catch by TE Mark Andrews later on the drive.) Koch, who is now 7-of-7 passing for 82 yards and a 115.5 career passer rating.
- QB Lamar Jackson** became the fastest QB in league history (35 games) to reach 5,000 passing yards and 2,000 rushing yards. Additionally, Jackson's 50-yard TD run was the longest rushing score by a QB in the last five seasons. (Marcus Mariota – 87 yards in 2015 – was the last with a longer one.)
- With **CB Marlon Humphrey's** FF and subsequent FR by **CB Marcus Peters**, the Ravens forced a turnover in their 17th-consecutive game, marking the second-longest stretch in team history.

TEAM STATISTICS

| | RAVENS | WASHINGTON |
|------------------------------|----------|------------|
| First Downs | 18 | 24 |
| 3rd Down Eff. (Made/Att/Pct) | 5/11/45% | 4/13/31% |
| 4th Down Eff. (Made/Att/Pct) | 2/2/100% | 2/3/67% |
| Total Net Yards | 350 | 343 |
| Total Plays | 56 | 70 |
| Yards Per Play | 6.3 | 4.9 |
| Rushes/Net Yards | 32/144 | 22/69 |
| Net Passing | 206 | 274 |
| Pass Attempts/Completions | 23/15 | 45/32 |
| Had Intercepted | 2 | 0 |
| Sacked/Yards Lost | 1/2 | 3/40 |
| Punts/Average | 3/47.0 | 5/45.8 |
| Penalties/Yards | 5/30 | 2/20 |
| Fumbles/Lost | 0/0 | 1/1 |
| Possession Time | 29:22 | 30:38 |



GAME 5: BENGALS 3, RAVENS 27

Cincinnati (1-3-1) • Baltimore (4-1)

Sunday, October 11, 2020 • 1:00 PM EDT • M&T Bank Stadium • Baltimore

Cloudy Temp: 69° F, Humidity: 92%, Wind: ESE 3 mph • Attendance: 0 • Time: 2:57



| | | | | | | |
|--------------------|----|---|---|---|---|----|
| Cincinnati Bengals | 0 | 0 | 0 | 3 | — | 3 |
| Baltimore Ravens | 10 | 7 | 3 | 7 | — | 27 |

SCORING DRIVES

| TEAM | QTR | TIME | SCORING PLAY | CIN | BAL |
|---------|-----|-------|---|-----|-----|
| Ravens | 1 | 10:40 | J.Tucker 46 yd. Field Goal (6-52, 2:07) | 0 | 3 |
| Ravens | 1 | 00:40 | M.Andrews 5 yd. pass from L.Jackson (J.Tucker kick) (15-62, 7:19) | 0 | 10 |
| Ravens | 2 | 14:56 | M.Brown 2 yd. pass from L.Jackson (J.Tucker kick) (2-31, 0:24) | 0 | 17 |
| Ravens | 3 | 02:36 | J.Tucker 39 yd. Field Goal (7-44, 3:32) | 0 | 20 |
| Ravens | 4 | 08:21 | P.Queen 53 yd. fumble return (J.Tucker kick) | 0 | 27 |
| Bengals | 4 | 00:32 | R.Bullock 38 yd. Field Goal (14-55, 7:49) | 3 | 27 |

CINCINNATI BENGALS (HEAD COACH: ZAC TAYLOR)

| OFFENSE | | | DEFENSE | | |
|---------|-------------|-------|------------------|--|--|
| WR 83 | T. Boyd | DE 94 | S. Hubbard | | |
| WR 18 | A. Green | DE 58 | C. Lawson | | |
| WR 85 | T. Higgins | DT 99 | C. Covington | | |
| G 60 | M. Jordan | DT 98 | D. Reader | | |
| G 62 | A. Redmond | LB 56 | J. Bynes | | |
| C 66 | T. Hopkins | LB 59 | A. Davis-Gaither | | |
| OT 68 | B. Hart | LB 57 | G. Pratt | | |
| OT 73 | J. Williams | CB 22 | W. Jackson III | | |
| TE 89 | D. Sample | CB 38 | L. Sims | | |
| QB 9 | J. Burrow | S 30 | J. Bates III | | |
| HB 28 | J. Mixon | S 24 | V. Bell | | |

BALTIMORE RAVENS (HEAD COACH: JOHN HARBAUGH)

| OFFENSE | | | DEFENSE | | |
|---------|--------------|---------|-------------|--|--|
| WR 83 | W. Snead IV | DT 93 | C. Campbell | | |
| LT 79 | R. Stanley | NT 98 | B. Williams | | |
| LG 77 | B. Bozeman | RUSH 90 | P. McPhee | | |
| C 68 | M. Skura | MLB 48 | P. Queen | | |
| RG 65 | P. Mekari | WLB 58 | L. Fort | | |
| RT 78 | O. Brown Jr. | SAM 99 | M. Judon | | |
| TE 86 | N. Boyle | LCB 24 | M. Peters | | |
| QB 8 | L. Jackson | SS 36 | C. Clark | | |
| FB 42 | P. Ricard | FS 32 | D. Elliott | | |
| RB 21 | M. Ingram II | RCB 22 | J. Smith | | |
| WR 15 | M. Brown | DB 44 | M. Humphrey | | |

OFFICIALS: Referee: Jerome Boger (23), Umpire: Barry Anderson (20), Down Judge: Tripp Sutter (37), Line Judge: Rusty Baynes (59), Field Judge: Tra Blake (33), Side Judge: Scott Edwards (3), Back Judge: Brad Freeman (88), Replay Official: Ross Smith, Replay Assistant: Jamar Law

CINCINNATI BENGALS

| PASSING | ATT | CP | YDS | SK/YD | TD | LG | INT | RTG |
|--------------|-----------|-----------|------------|-------------|----------|-----------|----------|-------------|
| Joe Burrow | 30 | 19 | 183 | 7/48 | 0 | 26 | 1 | 66.4 |
| TOTAL | 30 | 19 | 183 | 7/48 | 0 | 26 | 1 | 66.4 |

| RUSHING | ATT | YDS | AVG | LG | TD |
|--------------|-----------|-----------|------------|----------|----------|
| Joe Mixon | 24 | 59 | 2.5 | 7 | 0 |
| Joe Burrow | 3 | 10 | 3.3 | 6 | 0 |
| Mike Thomas | 1 | 1 | 1.0 | 1 | 0 |
| TOTAL | 28 | 70 | 2.5 | 7 | 0 |

| RECEIVING | NO | YDS | AVG | LG | TD |
|-----------------|-----------|------------|------------|-----------|----------|
| Joe Mixon | 6 | 35 | 5.8 | 19 | 0 |
| Tee Higgins | 4 | 62 | 15.5 | 26 | 0 |
| Tyler Boyd | 4 | 42 | 10.5 | 14 | 0 |
| Drew Sample | 2 | 22 | 11.0 | 14 | 0 |
| Auden Tate | 1 | 12 | 12.0 | 12 | 0 |
| Mike Thomas | 1 | 6 | 6.0 | 6 | 0 |
| Giovani Bernard | 1 | 4 | 4.0 | 4 | 0 |
| TOTAL | 19 | 183 | 9.6 | 26 | 0 |

| TOP DEFENSE | TOT | SOLO | AST | SCK | YDS | INT |
|------------------|-----|------|-----|-----|-----|-----|
| Josh Bynes | 8 | 2 | 6 | 0.0 | 0.0 | 0 |
| Jessie Bates III | 7 | 6 | 1 | 0.0 | 0.0 | 0 |
| Germaine Pratt | 6 | 5 | 1 | 0.0 | 0.0 | 0 |

| FIELD GOALS | FGM/FGA | PERCENT | RESULTS |
|---------------|------------|--------------|---------|
| Randy Bullock | 1-1 | 100.0 | (38) |
| TOTAL | 1-1 | 100.0 | |

BALTIMORE RAVENS

| PASSING | ATT | CP | YDS | SK/YD | TD | LG | INT | RTG |
|---------------|-----------|-----------|------------|------------|----------|-----------|----------|-------------|
| Lamar Jackson | 37 | 19 | 180 | 1/9 | 2 | 30 | 1 | 71.9 |
| TOTAL | 37 | 19 | 180 | 1/9 | 2 | 30 | 1 | 71.9 |

| RUSHING | ATT | YDS | AVG | LG | TD |
|--------------------|-----------|------------|------------|-----------|----------|
| Mark Ingram II | 11 | 57 | 5.2 | 20 | 0 |
| Devin Duvernay | 1 | 42 | 42.0 | 42 | 0 |
| J.K. Dobbins | 1 | 34 | 34.0 | 34 | 0 |
| Gus Edwards | 7 | 25 | 3.6 | 6 | 0 |
| Lamar Jackson | 2 | 3 | 1.5 | 7 | 0 |
| Marquise Brown | 1 | 1 | 1.0 | 1 | 0 |
| Robert Griffin III | 1 | -1 | -1.0 | -1 | 0 |
| TOTAL | 24 | 161 | 6.7 | 42 | 0 |

| RECEIVING | NO | YDS | AVG | LG | TD |
|----------------|-----------|------------|------------|-----------|----------|
| Marquise Brown | 6 | 77 | 12.8 | 30 | 1 |
| Mark Andrews | 6 | 56 | 9.3 | 14 | 1 |
| J.K. Dobbins | 3 | 21 | 7.0 | 9 | 0 |
| Devin Duvernay | 2 | 17 | 8.5 | 9 | 0 |
| Patrick Ricard | 1 | 7 | 7.0 | 7 | 0 |
| Nick Boyle | 1 | 2 | 2.0 | 2 | 0 |
| TOTAL | 19 | 180 | 9.5 | 30 | 2 |

| TOP DEFENSE | TOT | SOLO | AST | SCK | YDS | INT |
|-----------------|-----|------|-----|-----|-----|-----|
| Chuck Clark | 9 | 5 | 4 | 1.0 | 7.0 | 0 |
| Patrick Queen | 9 | 6 | 3 | 1.0 | 6.0 | 0 |
| Jaylon Ferguson | 6 | 3 | 3 | 0.0 | 0.0 | 0 |

| FIELD GOALS | FGM/FGA | PERCENT | RESULTS |
|---------------|------------|-------------|----------------|
| Justin Tucker | 2-3 | 66.7 | (46) 61WR (39) |
| TOTAL | 2-3 | 66.7 | |

GAME HIGHLIGHTS

- The Ravens improved to 4-1 for the sixth time in franchise history (2000, 2006, 2010, 2011, 2012 & 2020), including for the fourth time under head coach **John Harbaugh**.
- LB Patrick Queen**'s 52-yard FR-TD is the fifth-longest FR in Ravens history. It also marks the Ravens' second defensive TD of the season (FR-TD by **LB L.J. Fort** at Hou. in Week 2) and their NFL-high 11th since 2018, when **Don Martindale** became Baltimore's defensive coordinator.
- Baltimore's 7 overall sacks today tie for the fourth most in a game in team history and are the most in a game since producing 7 on 11/17/19 vs. Hou.
- The Ravens' 15 QB hits today tie for their third most dating back to 2006, when the stat began being track. (The record is 22 at Cle. in 2006.)
- P Sam Koch** moved into a first-place tie with OLB Terrell Suggs for the most regular season games (229) played in Ravens history. Prior to today, Koch was tied with Ray Lewis (228) for second.

TEAM STATISTICS

| | BENGALS | RAVENS |
|------------------------------|----------|----------|
| First Downs | 12 | 17 |
| 3rd Down Eff. (Made/Att/Pct) | 3/16/19% | 7/15/47% |
| 4th Down Eff. (Made/Att/Pct) | 2/3/67% | 0/1/0% |
| Total Net Yards | 205 | 332 |
| Total Plays | 65 | 62 |
| Yards Per Play | 3.2 | 5.4 |
| Rushes/Net Yards | 28/70 | 24/161 |
| Net Passing | 135 | 171 |
| Pass Attempts/Completions | 30/19 | 37/19 |
| Had Intercepted | 1 | 1 |
| Sacked/Yards Lost | 7/48 | 1/9 |
| Punts/Average | 7/50.1 | 4/44.3 |
| Penalties/Yards | 5/40 | 4/25 |
| Fumbles/Lost | 3/2 | 0/0 |
| Possession Time | 34:39 | 25:21 |



GAME 6: RAVENS 30, EAGLES 28

Baltimore (5-1) • Philadelphia (1-4-1)

Sunday, October 18, 2020 • 1:00 PM EDT • Lincoln Financial Field • Philadelphia
Sunny Temp: 61° F, Humidity: 52%, Wind: SE 7 mph • Attendance: 5,500 • Time: 3:31



| | | | | | | |
|---------------------|----|---|---|----|---|----|
| Baltimore Ravens | 14 | 3 | 7 | 6 | — | 30 |
| Philadelphia Eagles | 0 | 0 | 6 | 22 | — | 28 |

SCORING DRIVES

| TEAM | QTR | TIME | SCORING PLAY | BAL | PHI |
|--------|-----|-------|--|-----|-----|
| Ravens | 1 | 08:02 | N.Boyle 7 yd. pass from L.Jackson (J.Tucker kick) (9-47, 5:13) | 7 | 0 |
| Ravens | 1 | 00:31 | G.Edwards 7 yd. run (J.Tucker kick) (5-28, 2:23) | 14 | 0 |
| Ravens | 2 | 12:12 | J.Tucker 46 yd. Field Goal (5-35, 2:00) | 17 | 0 |
| Ravens | 3 | 04:25 | L.Jackson 37 yd. run (J.Tucker kick) (5-63, 2:52) | 24 | 0 |
| Eagles | 4 | 13:32 | J.Croom 3 yd. pass from C.Wentz (C.Wentz-G.Ward pass) (12-81, 3:04) | 24 | 8 |
| Ravens | 4 | 10:01 | J.Tucker 55 yd. Field Goal (7-38, 3:31) | 27 | 8 |
| Ravens | 4 | 07:12 | J.Tucker 46 yd. Field Goal (4-2, 2:07) | 30 | 8 |
| Eagles | 4 | 03:48 | T.Fulgham 18 yd. pass from C.Wentz (C.Wentz-J.Arcega-Whiteside pass) (11-75, 3:24) | 30 | 16 |
| Eagles | 4 | 01:55 | C.Wentz 1 yd. run (run failed) (4-71, 1:16) | 30 | 22 |

PHILADELPHIA EAGLES (HEAD COACH: DOUG PEDERSON)

| OFFENSE | | DEFENSE | |
|---------|--------------|---------|--------------|
| WR 82 | J. Hightower | DE 96 | D. Barnett |
| WR 84 | G. Ward | DE 55 | B. Graham |
| WR 14 | T. Fulgham | DT 91 | F. Cox |
| LG 67 | N. Herbig | DT 97 | M. Jackson |
| C 62 | J. Kelce | OLB 49 | A. Singleton |
| RG 66 | J. Brown | MLB 47 | N. Gerry |
| TE 86 | Z. Ertz | CB 23 | N. Robey |
| T 63 | J. Driscoll | CB 24 | D. Slay |
| T 68 | J. Mailata | CB 28 | W. Parks |
| QB 11 | C. Wentz | S 23 | R. McLeod |
| RB 26 | M. Sanders | S 21 | J. Mills |

BALTIMORE RAVENS (HEAD COACH: JOHN HARBAUGH)

| OFFENSE | | DEFENSE | |
|---------|--------------|---------|-------------|
| WR 83 | W. Snead IV | DT 93 | C. Campbell |
| WR 80 | M. Boykin | NT 71 | J. Ellis |
| LT 79 | R. Stanley | RUSH 90 | P. McPhee |
| LG 77 | B. Bozeman | MLB 48 | P. Queen |
| C 68 | M. Skura | WLB 58 | L. Fort |
| RG 74 | T. Phillips | SAM 99 | M. Judon |
| RT 78 | O. Brown Jr. | LCB 24 | M. Peters |
| TE 86 | N. Boyle | SS 36 | C. Clark |
| QB 8 | L. Jackson | FS 32 | D. Elliott |
| RB 21 | M. Ingram II | RCB 22 | J. Smith |
| WR 15 | M. Brown | DB 44 | M. Humphrey |

OFFICIALS: Referee: Shawn Smith (14), Umpire: Bryan Neale (92), Down Judge: Michael Dolce (123), Field Judge: Dyrrol Prioleau (109), Side Judge: Jimmy Buchanan (86), Back Judge: Dino Paganelli (105), Replay Official: Kevin Brown, Line Judge: Mark Steinkerchner (84)

BALTIMORE RAVENS

| PASSING | ATT | CP | YDS | SK/YD | TD | LG | INT | RTG |
|---------------|-----------|-----------|------------|-------------|----------|-----------|----------|-------------|
| Lamar Jackson | 27 | 16 | 186 | 3/13 | 1 | 32 | 0 | 92.5 |
| TOTAL | 27 | 16 | 186 | 3/13 | 1 | 32 | 0 | 92.5 |

| RUSHING | ATT | YDS | AVG | LG | TD |
|----------------|-----------|------------|------------|------------|----------|
| Lamar Jackson | 9 | 108 | 12.0 | 37t | 1 |
| J.K. Dobbins | 9 | 28 | 3.1 | 16 | 0 |
| Gus Edwards | 14 | 26 | 1.9 | 7t | 1 |
| Mark Ingram II | 5 | 20 | 4.0 | 9 | 0 |
| TOTAL | 37 | 182 | 4.9 | 37T | 2 |

| RECEIVING | NO | YDS | AVG | LG | TD |
|-----------------|-----------|------------|-------------|-----------|----------|
| Marquise Brown | 4 | 57 | 14.3 | 20 | 0 |
| Nick Boyle | 3 | 33 | 11.0 | 17 | 1 |
| Devin Duvernay | 3 | 31 | 10.3 | 17 | 0 |
| Mark Andrews | 2 | 21 | 10.5 | 11 | 0 |
| J.K. Dobbins | 2 | 1 | 0.5 | 2 | 0 |
| Willie Snead IV | 1 | 32 | 32.0 | 32 | 0 |
| Miles Boykin | 1 | 11 | 11.0 | 11 | 0 |
| TOTAL | 16 | 186 | 11.6 | 32 | 1 |

| TOP DEFENSE | TOT | SOLO | AST | SCK | YDS | INT |
|-----------------|-----|------|-----|-----|------|-----|
| Marlon Humphrey | 8 | 8 | 0 | 1.0 | 6.0 | 0 |
| L.J. Fort | 6 | 5 | 1 | 0.0 | 0.0 | 0 |
| Calais Campbell | 5 | 4 | 1 | 3.0 | 23.0 | 0 |

| FIELD GOALS | FGM/FGA | PERCENT | RESULTS |
|---------------|------------|--------------|--------------|
| Justin Tucker | 3-3 | 100.0 | (46, 55, 46) |
| TOTAL | 3-3 | 100.0 | |

GAME HIGHLIGHTS

- **P Sam Koch**, who was a Ravens' sixth-round draft pick in 2006, set the record for the most regular season games (230) played in Ravens history.
- **DE Calais Campbell's** 3 sacks (his 17th-career multi-sack performance) tie him for the second-most games with three-plus sacks since 2014. Campbell also tied a career high with 4 TFL.
- **QB Lamar Jackson** (108 rushing yards) collected his seventh-career 100-yard rushing game. The Ravens have rushed for 100 or more yards in 29-consecutive games.
- For the third time in team history, Baltimore has started a season 5-1, matching the 2000 and 2012 seasons.
- The Ravens have forced a turnover in 19-consecutive games, marking the NFL's longest active streak. The 19-straight games stand as the second-longest stretch in franchise history (28 from 1999-2001).

PHILADELPHIA EAGLES

| PASSING | ATT | CP | YDS | SK/YD | TD | LG | INT | RTG |
|--------------|-----------|-----------|------------|-------------|----------|-----------|----------|-------------|
| Carson Wentz | 40 | 21 | 213 | 6/43 | 2 | 50 | 0 | 84.7 |
| TOTAL | 40 | 21 | 213 | 6/43 | 2 | 50 | 0 | 84.7 |

| RUSHING | ATT | YDS | AVG | LG | TD |
|---------------|-----------|------------|-------------|-----------|----------|
| Miles Sanders | 9 | 118 | 13.1 | 74 | 0 |
| Carson Wentz | 5 | 49 | 9.8 | 40 | 1 |
| Jalen Hurts | 2 | 23 | 11.5 | 20 | 0 |
| Boston Scott | 2 | 4 | 2.0 | 5 | 0 |
| TOTAL | 18 | 194 | 10.8 | 74 | 1 |

| RECEIVING | NO | YDS | AVG | LG | TD |
|-----------------|-----------|------------|-------------|-----------|----------|
| Travis Fulgham | 6 | 75 | 12.5 | 19 | 1 |
| Zach Ertz | 4 | 33 | 8.3 | 11 | 0 |
| Richard Rodgers | 3 | 31 | 10.3 | 16 | 0 |
| Greg Ward | 2 | 19 | 9.5 | 13 | 0 |
| Boston Scott | 2 | 5 | 2.5 | 4 | 0 |
| John Hightower | 1 | 50 | 50.0 | 50 | 0 |
| Jalen Hurts | 1 | 3 | 3.0 | 3 | 0 |
| Jason Croom | 1 | 3 | 3.0 | 3t | 1 |
| Miles Sanders | 1 | -6 | -6.0 | -6 | 0 |
| TOTAL | 21 | 213 | 10.1 | 50 | 2 |

| TOP DEFENSE | TOT | SOLO | AST | SCK | YDS | INT |
|----------------|-----|------|-----|-----|-----|-----|
| Alex Singleton | 9 | 4 | 5 | 0.0 | 0.0 | 0 |
| Nathan Gerry | 8 | 6 | 2 | 0.0 | 0.0 | 0 |
| Brandon Graham | 6 | 5 | 1 | 2.0 | 2.0 | 0 |

| FIELD GOALS | FGM/FGA | PERCENT | RESULTS |
|--------------|------------|------------|---------|
| Jake Elliott | 0-1 | 0.0 | 52WR |
| TOTAL | 0-1 | 0.0 | |

TEAM STATISTICS

| | RAVENS | EAGLES |
|------------------------------|----------|----------|
| First Downs | 17 | 19 |
| 3rd Down Eff. (Made/Att/Pct) | 6/16/38% | 3/12/25% |
| 4th Down Eff. (Made/Att/Pct) | 0/0/0% | 1/3/33% |
| Total Net Yards | 355 | 364 |
| Total Plays | 67 | 64 |
| Yards Per Play | 5.3 | 5.7 |
| Rushes/Net Yards | 37/182 | 18/194 |
| Net Passing | 173 | 170 |
| Pass Attempts/Completions | 27/16 | 40/21 |
| Had Intercepted | 0 | 0 |
| Sacked/Yards Lost | 3/13 | 6/43 |
| Punts/Average | 7/46.4 | 6/49.2 |
| Penalties/Yards | 12/132 | 3/20 |
| Fumbles/Lost | 2/0 | 4/1 |
| Possession Time | 36:30 | 23:30 |



GAME 7: STEELERS 28, RAVENS 24

Pittsburgh (7-0) • Baltimore (5-2)

Sunday, November 1, 2020 • 1:00 PM EST • M&T Bank Stadium • Baltimore

Cloudy, Light Rain Temp: 52° F, Humidity: 97%, Wind: SSW 7 mph • Attendance: 4,345 • Time: 3:19



| | | | | | | |
|---------------------|---|----|----|---|---|----|
| Pittsburgh Steelers | 7 | 0 | 14 | 7 | — | 28 |
| Baltimore Ravens | 7 | 10 | 0 | 7 | — | 24 |

SCORING DRIVES

| TEAM | QTR | TIME | SCORING PLAY | PIT | BAL |
|----------|-----|-------|---|-----|-----|
| Steelers | 1 | 14:06 | R.Spillane 33 yd. interception return (C.Boswell kick) | 7 | 0 |
| Ravens | 1 | 08:44 | M.Boykin 6 yd. pass from L.Jackson (J.Tucker kick) (9-75, 5:22) | 7 | 7 |
| Ravens | 2 | 07:24 | G.Edwards 1 yd. run (J.Tucker kick) (9-80, 5:18) | 7 | 14 |
| Ravens | 2 | 00:00 | J.Tucker 51 yd. Field Goal (15-59, 3:44) | 7 | 17 |
| Steelers | 3 | 13:21 | E.Ebron 18 yd. pass from B.Roethlisberger (C.Boswell kick) (2-21, 0:43) | 13 | 17 |
| Steelers | 3 | 05:38 | J.Conner 1 yd. run (C.Boswell kick) (10-77, 6:10) | 21 | 17 |
| Ravens | 4 | 11:56 | M.Brown 3 yd. pass from L.Jackson (J.Tucker kick) (8-53, 3:58) | 21 | 24 |
| Steelers | 4 | 07:29 | C.Claypool 8 yd. pass from B.Roethlisberger (C.Boswell kick) (8-80, 4:27) | 28 | 24 |

PITTSBURGH STEELERS (HEAD COACH: MIKE TOMLIN)

| OFFENSE | | DEFENSE | |
|---------|-------------------|---------|----------------|
| WR 18 | D. Johnson | DE 94 | T. Alualu |
| WR 19 | J. Smith-Schuster | DE 91 | S. Tuitt |
| LT 78 | A. Villanueva | DT 97 | C. Heyward |
| LG 71 | M. Feiler | LB 48 | B. Dupree |
| C 53 | M. Pouncey | LB 41 | R. Spillane |
| RG 66 | D. DeCastro | LB 90 | T. Watt |
| RT 76 | C. Okorafor | LB 98 | V. Williams |
| TE 85 | E. Ebron | CB 23 | J. Haden |
| TE 89 | V. McDonald | CB 22 | S. Nelson |
| QB 7 | B. Roethlisberger | S 34 | T. Edmonds |
| RB 30 | J. Conner | S 39 | M. Fitzpatrick |

BALTIMORE RAVENS (HEAD COACH: JOHN HARBAUGH)

| OFFENSE | | DEFENSE | |
|---------|--------------|---------|-------------|
| WR 80 | M. Boykin | DT 93 | C. Campbell |
| LT 79 | R. Stanley | NT 98 | B. Williams |
| LG 77 | B. Bozeman | RUSH 90 | P. McPhee |
| C 68 | M. Skura | MLB 48 | P. Queen |
| RG 74 | T. Phillips | MLB 49 | C. Board |
| RT 78 | O. Brown Jr. | WLB 58 | L. Fort |
| TE 86 | N. Boyle | SAM 99 | M. Judon |
| QB 8 | L. Jackson | LCB 24 | M. Peters |
| FB 42 | P. Ricard | SS 36 | C. Clark |
| RB 35 | G. Edwards | FS 32 | D. Elliott |
| WR 15 | M. Brown | RCB 44 | M. Humphrey |

OFFICIALS: Line Judge: Daniel Gallagher, Replay Official: Mike Wimmer, Down Judge: Danny Short (113), Side Judge: Boris Cheek (41), Field Judge: Rick Patterson (15), Umpire: Bruce Stritesky (102), Referee: Brad Allen (122), Back Judge: Jimmy Russell (82)

PITTSBURGH STEELERS

| PASSING | ATT | CP | YDS | SK/YD | TD | LG | INT | RTG |
|--------------------|-----------|-----------|------------|------------|----------|-----------|----------|--------------|
| Ben Roethlisberger | 32 | 21 | 182 | 2/9 | 2 | 24 | 0 | 101.3 |
| TOTAL | 32 | 21 | 182 | 2/9 | 2 | 24 | 0 | 101.3 |

| RUSHING | ATT | YDS | AVG | LG | TD |
|-------------------|-----------|-----------|------------|-----------|----------|
| James Conner | 15 | 47 | 3.1 | 18 | 1 |
| Anthony McFarland | 1 | 1 | 1.0 | 1 | 0 |
| TOTAL | 16 | 48 | 3.0 | 18 | 1 |

| RECEIVING | NO | YDS | AVG | LG | TD |
|---------------------|-----------|------------|------------|-----------|----------|
| JuJu Smith-Schuster | 7 | 67 | 9.6 | 24 | 0 |
| Chase Claypool | 5 | 42 | 8.4 | 10 | 1 |
| Eric Ebron | 4 | 48 | 12.0 | 18t | 1 |
| James Conner | 3 | 13 | 4.3 | 13 | 0 |
| Diontae Johnson | 1 | 6 | 6.0 | 6 | 0 |
| Ray-Ray McCloud | 1 | 6 | 6.0 | 6 | 0 |
| TOTAL | 21 | 182 | 8.7 | 24 | 2 |

| TOP DEFENSE | TOT | SOLO | AST | SCK | YDS | INT |
|-----------------|-----|------|-----|-----|------|-----|
| Robert Spillane | 11 | 10 | 1 | 0.0 | 0.0 | 1 |
| Stephon Tuitt | 9 | 8 | 1 | 2.0 | 15.0 | 0 |
| Joe Haden | 7 | 6 | 1 | 0.0 | 0.0 | 0 |

| FIELD GOALS | FGM/FGA | PERCENT | RESULTS |
|-------------|----------------|---------|---------|
| | No Field Goals | | |

BALTIMORE RAVENS

| PASSING | ATT | CP | YDS | SK/YD | TD | LG | INT | RTG |
|---------------|-----------|-----------|------------|-------------|----------|-----------|----------|-------------|
| Lamar Jackson | 28 | 13 | 208 | 4/16 | 2 | 39 | 2 | 65.8 |
| TOTAL | 28 | 13 | 208 | 4/16 | 2 | 39 | 2 | 65.8 |

| RUSHING | ATT | YDS | AVG | LG | TD |
|---------------|-----------|------------|------------|-----------|----------|
| J.K. Dobbins | 15 | 113 | 7.5 | 28 | 0 |
| Gus Edwards | 16 | 87 | 5.4 | 25 | 1 |
| Lamar Jackson | 16 | 65 | 4.1 | 14 | 0 |
| TOTAL | 47 | 265 | 5.6 | 28 | 1 |

| RECEIVING | NO | YDS | AVG | LG | TD |
|-----------------|-----------|------------|-------------|-----------|----------|
| Willie Snead IV | 5 | 106 | 21.2 | 34 | 0 |
| Mark Andrews | 3 | 32 | 10.7 | 18 | 0 |
| Miles Boykin | 2 | 20 | 10.0 | 14 | 1 |
| Devin Duvernay | 1 | 39 | 39.0 | 39 | 0 |
| J.K. Dobbins | 1 | 8 | 8.0 | 8 | 0 |
| Marquise Brown | 1 | 3 | 3.0 | 3t | 1 |
| TOTAL | 13 | 208 | 16.0 | 39 | 2 |

| TOP DEFENSE | TOT | SOLO | AST | SCK | YDS | INT |
|-----------------|-----|------|-----|-----|-----|-----|
| DeShon Elliott | 7 | 4 | 3 | 0.5 | 1.0 | 0 |
| Marcus Peters | 5 | 3 | 2 | 0.0 | 0.0 | 0 |
| Marlon Humphrey | 4 | 2 | 2 | 0.0 | 0.0 | 0 |

| FIELD GOALS | FGM/FGA | PERCENT | RESULTS |
|---------------|------------|--------------|---------|
| Justin Tucker | 1-1 | 100.0 | (51) |
| TOTAL | 1-1 | 100.0 | |

GAME HIGHLIGHTS

- The Ravens have forced a turnover in 20-consecutive games, marking the NFL's longest active streak. Baltimore's current 20-game streak of forcing a turnover is the second longest in franchise history (28 from 1999-2001).
- The Ravens have now scored at least 20 points in 30-consecutive games, tying Denver (2011-14) for the longest such streak in NFL history. Baltimore's 20-point streak dates back to Week 11 of 2018, when **QB Lamar Jackson** started his first NFL game.
- The Ravens have now rushed for at least 100 yards in 30-consecutive games, tying the Carolina Panthers (2014-16) for the third-longest streak in NFL history.
- Baltimore racked up 265 rushing yards, tying its ninth-best output in franchise history. It marked the Ravens' first-ever loss when rushing for at least 207 yards in a game, and the team is now 35-1 in such games.
- For the first time in Ravens history, three different Ravens tallied 50-plus rushing yards in the *first* half of a game (Dobbins – 69; Edwards – 56; Jackson – 54). Baltimore racked up 179 rushing yards on 28 carries in the first half.

TEAM STATISTICS

| | STEELERS | RAVENS |
|------------------------------|----------|----------|
| First Downs | 19 | 25 |
| 3rd Down Eff. (Made/Att/Pct) | 3/9/33% | 8/15/53% |
| 4th Down Eff. (Made/Att/Pct) | 0/0/0% | 1/2/50% |
| Total Net Yards | 221 | 457 |
| Total Plays | 50 | 79 |
| Yards Per Play | 4.4 | 5.8 |
| Rushes/Net Yards | 16/48 | 47/265 |
| Net Passing | 173 | 192 |
| Pass Attempts/Completions | 32/21 | 28/13 |
| Had Intercepted | 0 | 2 |
| Sacked/Yards Lost | 2/9 | 4/16 |
| Punts/Average | 6/42.2 | 3/39.7 |
| Penalties/Yards | 3/30 | 9/110 |
| Fumbles/Lost | 3/1 | 4/2 |
| Possession Time | 24:38 | 35:22 |



GAME 8: RAVENS 24, COLTS 10

Baltimore (6-2) • Indianapolis (5-3)

Sunday, November 8, 2020 • 1:00 PM EST • Lucas Oil Stadium • Indianapolis
Sunny Temp: 76° F, Humidity: 50%, Wind: South 4 mph • Attendance: 12,200 • Time: 3:03



| | | | | | | |
|--------------------|---|---|---|----|---|----|
| Baltimore Ravens | 7 | 0 | 7 | 10 | — | 24 |
| Indianapolis Colts | 7 | 3 | 0 | 0 | — | 10 |

SCORING DRIVES

| TEAM | QTR | TIME | SCORING PLAY | BAL | IND |
|--------|-----|-------|--|-----|-----|
| Colts | 1 | 05:33 | J.Taylor 1 yd. run (R.Blankenship kick) (8-65, 4:41) | 0 | 7 |
| Ravens | 1 | 01:11 | C.Clark 65 yd. fumble return (J.Tucker kick) | 7 | 7 |
| Colts | 2 | 00:45 | R.Blankenship 43 yd. Field Goal (11-68, 4:38) | 7 | 10 |
| Ravens | 3 | 05:43 | G.Edwards 1 yd. run (J.Tucker kick) (10-54, 5:15) | 14 | 10 |
| Ravens | 4 | 11:08 | L.Jackson 9 yd. run (J.Tucker kick) (14-75, 8:23) | 21 | 10 |
| Ravens | 4 | 02:08 | J.Tucker 48 yd. Field Goal (4-6, 2:12) | 24 | 10 |

INDIANAPOLIS COLTS (HEAD COACH: FRANK REICH)

| OFFENSE | | | DEFENSE | | |
|---------|----|----------------|---------|----|-------------|
| LT | 74 | A. Castonzo | DE | 50 | J. Houston |
| LG | 56 | Q. Nelson | DT | 99 | D. Buckner |
| C | 78 | R. Kelly | NT | 90 | G. Stewart |
| RG | 64 | M. Glowinski | DE | 96 | D. Aunry |
| RT | 72 | B. Smith | WLB | 53 | D. Leonard |
| TE | 84 | J. Doyle | MLB | 54 | A. Walker |
| WR | 11 | M. Pittman Jr. | FS | 32 | J. Blackmon |
| WR | 83 | M. Johnson | SS | 37 | K. Willis |
| WR | 14 | Z. Pascal | CB | 23 | K. Moore II |
| QB | 17 | P. Rivers | CB | 27 | X. Rhodes |
| RB | 28 | J. Taylor | CB | 26 | R. Ya-Sin |

BALTIMORE RAVENS (HEAD COACH: JOHN HARBAUGH)

| OFFENSE | | | DEFENSE | | |
|---------|----|--------------|---------|----|-------------|
| WR | 83 | W. Snead IV | DT | 93 | C. Campbell |
| WR | 80 | M. Boykin | NT | 98 | B. Williams |
| LT | 78 | O. Brown Jr. | RUSH | 91 | Y. Ngakoue |
| LG | 77 | B. Bozeman | MLB | 48 | P. Queen |
| C | 68 | M. Skura | WLB | 40 | M. Harrison |
| RG | 65 | P. Mekari | SAM | 99 | M. Judon |
| RT | 70 | D. Fluker | LCB | 24 | M. Peters |
| TE | 86 | N. Boyle | SS | 36 | C. Clark |
| QB | 8 | L. Jackson | FS | 32 | D. Elliott |
| RB | 35 | G. Edwards | RCB | 22 | J. Smith |
| WR | 15 | M. Brown | DB | 38 | T. Bonds |

OFFICIALS: Referee: Adrian Hill (29), Umpire: Paul King (121), Down Judge: Ed Camp (134), Line Judge: Kevin Codey (16), Field Judge: Dominique Pender (114), Side Judge: Keith Washington (7), Back Judge: Greg Steed (12), Replay Official: Saleem Choudhry, Replay Assistant: Chad Adams

BALTIMORE RAVENS

| PASSING | ATT | CP | YDS | SK/YD | TD | LG | INT | RTG |
|---------------|-----------|-----------|------------|-------------|----------|-----------|----------|-------------|
| Lamar Jackson | 23 | 19 | 170 | 2/14 | 0 | 21 | 0 | 97.5 |
| TOTAL | 23 | 19 | 170 | 2/14 | 0 | 21 | 0 | 97.5 |

| RUSHING | ATT | YDS | AVG | LG | TD |
|----------------|-----------|------------|------------|-----------|----------|
| Lamar Jackson | 13 | 58 | 4.5 | 9t | 1 |
| J.K. Dobbins | 12 | 30 | 2.5 | 8 | 0 |
| Gus Edwards | 11 | 23 | 2.1 | 5 | 1 |
| Matt Skura | 1 | 0 | 0.0 | 0 | 0 |
| Devin Duvernay | 1 | -1 | -1.0 | -1 | 0 |
| TOTAL | 38 | 110 | 2.9 | 9T | 2 |

| RECEIVING | NO | YDS | AVG | LG | TD |
|-----------------|-----------|------------|------------|-----------|----------|
| Nick Boyle | 4 | 46 | 11.5 | 21 | 0 |
| Willie Snead IV | 4 | 37 | 9.3 | 14 | 0 |
| Marquise Brown | 3 | 38 | 12.7 | 20 | 0 |
| Mark Andrews | 3 | 22 | 7.3 | 13 | 0 |
| Gus Edwards | 2 | 11 | 5.5 | 7 | 0 |
| J.K. Dobbins | 2 | 5 | 2.5 | 6 | 0 |
| Miles Boykin | 1 | 11 | 11.0 | 11 | 0 |
| TOTAL | 19 | 170 | 8.9 | 21 | 0 |

| TOP DEFENSE | TOT | SOLO | AST | SCK | YDS | INT |
|----------------|-----|------|-----|-----|-----|-----|
| Matthew Judon | 7 | 5 | 2 | 0.0 | 0.0 | 0 |
| Jimmy Smith | 6 | 4 | 2 | 0.0 | 0.0 | 0 |
| Malik Harrison | 6 | 3 | 3 | 0.0 | 0.0 | 0 |

| FIELD GOALS | FGM/FGA | PERCENT | RESULTS |
|---------------|------------|--------------|---------|
| Justin Tucker | 1-1 | 100.0 | (48) |
| TOTAL | 1-1 | 100.0 | |

GAME HIGHLIGHTS

- With his third INT this season, **CB Marcus Peters'** 38 takeaways are the most through an NFL player's first 85 career games. Peters also forced a fumble that led to a **S Chuck Clark** FR-TD
- The Ravens have scored at least 20 points in 31-straight games, setting a record for the longest streak in NFL history. The 20-point streak dates back to Week 11 of 2018, when **QB Lamar Jackson** started his first NFL game.
- The Ravens have rushed for at least 100 yards in 31-consecutive games, the third-longest streak in NFL history.
- Dating back to Week 5 of 2019, Baltimore has won 10-straight road victories, the NFL's longest active streak.
- The Ravens have forced a turnover in 21-consecutive games, marking the NFL's longest active streak.
- With the win, Jackson tied Hall of Famer Dan Marino for the most victories (25) by a QB in his first 30 regular season starts.

INDIANAPOLIS COLTS

| PASSING | ATT | CP | YDS | SK/YD | TD | LG | INT | RTG |
|-----------------|-----------|-----------|------------|------------|----------|-----------|----------|-------------|
| Philip Rivers | 43 | 25 | 227 | 0/0 | 0 | 21 | 1 | 62.8 |
| Jacoby Brissett | 1 | 0 | 0 | 0/0 | 0 | 0 | 0 | 39.6 |
| TOTAL | 44 | 25 | 227 | 0/0 | 0 | 21 | 1 | 61.5 |

| RUSHING | ATT | YDS | AVG | LG | TD |
|------------------|-----------|------------|------------|-----------|----------|
| Jordan Wilkins | 11 | 39 | 3.5 | 11 | 0 |
| DeMichael Harris | 2 | 28 | 14.0 | 16 | 0 |
| Jonathan Taylor | 6 | 27 | 4.5 | 11 | 1 |
| Nyheim Hines | 2 | 18 | 9.0 | 14 | 0 |
| TOTAL | 21 | 112 | 5.3 | 16 | 1 |

| RECEIVING | NO | YDS | AVG | LG | TD |
|---------------------|-----------|------------|------------|-----------|----------|
| Zach Pascal | 5 | 55 | 11.0 | 20 | 0 |
| Michael Pittman Jr. | 4 | 56 | 14.0 | 18 | 0 |
| DeMichael Harris | 4 | 27 | 6.8 | 13 | 0 |
| Mo Alie-Cox | 3 | 43 | 14.3 | 21 | 0 |
| Nyheim Hines | 2 | 20 | 10.0 | 17 | 0 |
| Marcus Johnson | 2 | 14 | 7.0 | 10 | 0 |
| Jonathan Taylor | 2 | 7 | 3.5 | 5 | 0 |
| Jordan Wilkins | 2 | -1 | -0.5 | 1 | 0 |
| Trey Burton | 1 | 6 | 6.0 | 6 | 0 |
| TOTAL | 25 | 227 | 9.1 | 21 | 0 |

| TOP DEFENSE | TOT | SOLO | AST | SCK | YDS | INT |
|----------------|-----|------|-----|-----|-----|-----|
| Darius Leonard | 15 | 13 | 2 | 0.0 | 0.0 | 0 |
| Bobby Okereke | 9 | 7 | 2 | 0.0 | 0.0 | 0 |
| Khari Willis | 9 | 8 | 1 | 0.0 | 0.0 | 0 |

| FIELD GOALS | FGM/FGA | PERCENT | RESULTS |
|---------------------|------------|--------------|---------|
| Rodrigo Blankenship | 1-1 | 100.0 | (43) |
| TOTAL | 1-1 | 100.0 | |

TEAM STATISTICS

| | RAVENS | COLTS |
|------------------------------|----------|----------|
| First Downs | 19 | 20 |
| 3rd Down Eff. (Made/Att/Pct) | 5/13/38% | 2/12/17% |
| 4th Down Eff. (Made/Att/Pct) | 1/1/100% | 2/4/50% |
| Total Net Yards | 266 | 339 |
| Total Plays | 63 | 65 |
| Yards Per Play | 4.2 | 5.2 |
| Rushes/Net Yards | 38/110 | 21/112 |
| Net Passing | 156 | 227 |
| Pass Attempts/Completions | 23/19 | 44/25 |
| Had Intercepted | 0 | 1 |
| Sacked/Yards Lost | 2/14 | 0/0 |
| Punts/Average | 6/44.7 | 4/51.0 |
| Penalties/Yards | 5/55 | 4/30 |
| Fumbles/Lost | 3/1 | 2/1 |
| Possession Time | 33:26 | 26:34 |



GAME 9: RAVENS 17, PATRIOTS 23

Baltimore (6-3) • New England (4-5)

Sunday, November 15, 2020 • 8:20 PM EST • Gillette Stadium • New England

Rain Temp: 52° F, Humidity: 81%, Wind: SE 13 mph • Attendance: 0 • Time: 2:53



| | | | | | | |
|-----------------------------------|----------|-----------|-----------|----------|----------|-----------|
| Baltimore Ravens | 0 | 10 | 7 | 0 | — | 17 |
| New England Patriots | 0 | 13 | 10 | 0 | — | 23 |

SCORING DRIVES

| TEAM | QTR | TIME | SCORING PLAY | BAL | NE |
|----------|-----|-------|--|-----|----|
| Ravens | 2 | 14:54 | W.Snead 6 yd. pass from L.Jackson (J.Tucker kick) (13-94, 8:04) | 7 | 0 |
| Patriots | 2 | 11:46 | R.Burkhead 7 yd. pass from C.Newton (N.Folk kick) (7-75, 3:08) | 7 | 7 |
| Ravens | 2 | 05:32 | J.Tucker 24 yd. Field Goal (11-69, 6:14) | 10 | 7 |
| Patriots | 2 | 01:02 | R.Burkhead 24 yd. pass from J.Meyers (kick failed, wl) (10-75, 4:30) | 10 | 13 |
| Patriots | 3 | 13:17 | C.Newton 4 yd. run (N.Folk kick) (4-75, 1:43) | 10 | 20 |
| Patriots | 3 | 06:24 | N.Folk 20 yd. Field Goal (7-35, 3:16) | 10 | 23 |
| Ravens | 3 | 00:08 | W.Snead 18 yd. pass from L.Jackson (J.Tucker kick) (11-75, 6:16) | 17 | 23 |

NEW ENGLAND PATRIOTS (HEAD COACH: BILL BELICHIK)

| OFFENSE | | DEFENSE | |
|---------|------------|---------|-------------|
| WR 10 | D. Byrd | DE 93 | L. Guy |
| WR 16 | J. Meyers | DE 99 | B. Cowart |
| LT 76 | I. Wynn | NT 98 | C. Davis |
| LG 62 | J. Thuney | OLB 50 | C. Winovich |
| C 60 | D. Andrews | OLB 55 | J. Simon |
| RG 69 | S. Mason | LB 59 | T. Hall |
| RT 71 | M. Onwenu | RCB 27 | J. Jackson |
| TE 85 | R. Izzo | LCB 30 | J. McCourty |
| QB 1 | C. Newton | S 35 | K. Dugger |
| RB 37 | D. Harris | S 21 | A. Phillips |
| FB 47 | J. Johnson | S 32 | D. McCourty |

BALTIMORE RAVENS (HEAD COACH: JOHN HARBAUGH)

| OFFENSE | | DEFENSE | |
|---------|--------------|---------|--------------|
| WR 80 | M. Boykin | DT 92 | J. Madubuike |
| LT 78 | O. Brown Jr. | NT 98 | B. Williams |
| LG 77 | B. Bozeman | DE 95 | D. Wolfe |
| C 68 | M. Skura | RUSH 91 | Y. Ngakoue |
| RG 65 | P. Mekari | MLB 48 | P. Queen |
| RT 70 | D. Fluker | WLB 40 | M. Harrison |
| TE 86 | N. Boyle | SAM 99 | M. Judon |
| TE 89 | M. Andrews | LCB 24 | M. Peters |
| QB 8 | L. Jackson | SS 36 | C. Clark |
| RB 21 | M. Ingram II | FS 32 | D. Elliott |
| WR 15 | M. Brown | RCB 44 | M. Humphrey |

OFFICIALS: Referee: Shawn Hochuli (83), **Umpire:** Ramon George (128), **Down Judge:** Sarah Thomas (53), **Line Judge:** Carl Johnson (101), **Field Judge:** Tom Hill (97), **Side Judge:** Chad Hill (125), **Replay Official:** Brian Matoren, **Back Judge:** Rich Martinez (39)

BALTIMORE RAVENS

| PASSING | ATT | CP | YDS | SK/YD | TD | LG | INT | RTG |
|---------------|-----------|-----------|------------|------------|----------|-----------|----------|-------------|
| Lamar Jackson | 34 | 24 | 249 | 2/7 | 2 | 31 | 1 | 98.8 |
| TOTAL | 34 | 24 | 249 | 2/7 | 2 | 31 | 1 | 98.8 |

| RUSHING | ATT | YDS | AVG | LG | TD |
|----------------|-----------|------------|------------|-----------|----------|
| Lamar Jackson | 11 | 55 | 5.0 | 11 | 0 |
| Gus Edwards | 7 | 42 | 6.0 | 11 | 0 |
| J.K. Dobbins | 5 | 13 | 2.6 | 4 | 0 |
| Mark Ingram II | 5 | 5 | 1.0 | 5 | 0 |
| TOTAL | 28 | 115 | 4.1 | 11 | 0 |

| RECEIVING | NO | YDS | AVG | LG | TD |
|-----------------|-----------|------------|-------------|-----------|----------|
| Mark Andrews | 7 | 61 | 8.7 | 13 | 0 |
| Willie Snead IV | 5 | 64 | 12.8 | 21 | 2 |
| Devin Duvernay | 3 | 45 | 15.0 | 19 | 0 |
| Mark Ingram II | 2 | 24 | 12.0 | 17 | 0 |
| Marquise Brown | 2 | 14 | 7.0 | 8 | 0 |
| Gus Edwards | 1 | 31 | 31.0 | 31 | 0 |
| Nick Boyle | 1 | 4 | 4.0 | 4 | 0 |
| Justice Hill | 1 | 3 | 3.0 | 3 | 0 |
| Patrick Ricard | 1 | 2 | 2.0 | 2 | 0 |
| J.K. Dobbins | 1 | 1 | 1.0 | 1 | 0 |
| TOTAL | 24 | 249 | 10.4 | 31 | 2 |

| TOP DEFENSE | TOT | SOLO | AST | SCK | YDS | INT |
|---------------|-----|------|-----|-----|-----|-----|
| Patrick Queen | 9 | 5 | 4 | 0.0 | 0.0 | 0 |
| Chuck Clark | 7 | 5 | 2 | 0.0 | 0.0 | 0 |
| Derek Wolfe | 7 | 3 | 4 | 0.0 | 0.0 | 0 |

| FIELD GOALS | FGM/FGA | PERCENT | RESULTS |
|---------------|------------|--------------|---------|
| Justin Tucker | 1-1 | 100.0 | (24) |
| TOTAL | 1-1 | 100.0 | |

GAME HIGHLIGHTS

- **WR Willie Snead IV** caught two touchdown passes from **QB Lamar Jackson**, good for Snead's fourth-career multi-TD game and second as a Raven.
- Jackson joined Cam Newton as the only QBs to rush for at least 500 yards in each of their first three professional seasons.
- With 115 rushing yards, the Ravens have rushed for at least 100 yards in 32-consecutive games, the third-longest streak in NFL history.
- Baltimore snapped its streak (31-straight games) of scoring at least 20 points. The 31-straight games set a record for the longest streak in NFL history.
- The Ravens also snapped two other streaks: the team's 10-straight road victories streak ended, while the Ravens did not force a turnover for the first time in 21-consecutive games.

NEW ENGLAND PATRIOTS

| PASSING | ATT | CP | YDS | SK/YD | TD | LG | INT | RTG |
|---------------|-----------|-----------|------------|------------|----------|-----------|----------|--------------|
| Cam Newton | 17 | 13 | 118 | 1/7 | 1 | 26 | 0 | 114.3 |
| Jakobi Meyers | 1 | 1 | 24 | 0/0 | 1 | 24 | 0 | 158.3 |
| TOTAL | 18 | 14 | 142 | 1/7 | 2 | 26 | 0 | 136.6 |

| RUSHING | ATT | YDS | AVG | LG | TD |
|---------------|-----------|------------|------------|-----------|----------|
| Damien Harris | 22 | 121 | 5.5 | 25 | 0 |
| Rex Burkhead | 6 | 31 | 5.2 | 9 | 0 |
| Cam Newton | 11 | 21 | 1.9 | 8 | 1 |
| TOTAL | 39 | 173 | 4.4 | 25 | 1 |

| RECEIVING | NO | YDS | AVG | LG | TD |
|---------------|-----------|------------|-------------|-----------|----------|
| Jakobi Meyers | 5 | 59 | 11.8 | 26 | 0 |
| Rex Burkhead | 4 | 35 | 8.8 | 24t | 2 |
| Jakob Johnson | 2 | 20 | 10.0 | 12 | 0 |
| James White | 2 | 8 | 4.0 | 4 | 0 |
| Ryan Izzo | 1 | 20 | 20.0 | 20 | 0 |
| TOTAL | 14 | 142 | 10.1 | 26 | 2 |

| TOP DEFENSE | TOT | SOLO | AST | SCK | YDS | INT |
|----------------|-----|------|-----|-----|-----|-----|
| Kyle Dugger | 12 | 7 | 5 | 0.0 | 0.0 | 0 |
| Terez Hall | 10 | 8 | 2 | 0.0 | 0.0 | 0 |
| Chase Winovich | 7 | 6 | 1 | 0.0 | 0.0 | 0 |

| FIELD GOALS | FGM/FGA | PERCENT | RESULTS |
|--------------|------------|--------------|---------|
| Nick Folk | 1-1 | 100.0 | (20) |
| TOTAL | 1-1 | 100.0 | |

TEAM STATISTICS

| | RAVENS | PATRIOTS |
|------------------------------|----------|----------|
| First Downs | 19 | 25 |
| 3rd Down Eff. (Made/Att/Pct) | 6/13/46% | 5/11/45% |
| 4th Down Eff. (Made/Att/Pct) | 1/3/33% | 1/1/100% |
| Total Net Yards | 357 | 308 |
| Total Plays | 64 | 58 |
| Yards Per Play | 5.6 | 5.3 |
| Rushes/Net Yards | 28/115 | 39/173 |
| Net Passing | 242 | 135 |
| Pass Attempts/Completions | 34/24 | 18/14 |
| Had Intercepted | 1 | 0 |
| Sacked/Yards Lost | 2/7 | 1/7 |
| Punts/Average | 3/50.3 | 4/43.3 |
| Penalties/Yards | 8/64 | 3/18 |
| Fumbles/Lost | 3/0 | 0/0 |
| Possession Time | 32:34 | 27:26 |



GAME 10: TITANS 30, RAVENS 24 (OT)

Tennessee (7-3) • Baltimore (6-4)

Sunday, November 22, 2020 • 1:00 PM EST • M&T Bank Stadium • Baltimore

Cloudy Temp: 53° F, Humidity: 67%, Wind: East 6 mph • Attendance: 0 • Time: 3:13



| | | | | | | | |
|------------------------|---|----|---|----|---|---|----|
| Tennessee Titans | 7 | 3 | 3 | 11 | 6 | — | 30 |
| Baltimore Ravens | 3 | 11 | 7 | 3 | 0 | — | 24 |

SCORING DRIVES

| TEAM | QTR | TIME | SCORING PLAY | TEN | BAL |
|--------|-----|-------|---|-----|-----|
| Titans | 1 | 08:37 | J. Smith 1 yd. pass from R. Tannehill (S. Gostkowski kick) (9-79, 5:16) (6-73, 2:37) (6-73, 2:37) | 7 | 0 |
| Ravens | 1 | 01:50 | J. Tucker 30 yd. Field Goal (13-63, 6:47) | 7 | 3 |
| Ravens | 2 | 11:05 | J. Tucker 27 yd. Field Goal (7-13, 3:03) | 7 | 6 |
| Ravens | 2 | 05:17 | J. Dobbins 2 yd. run (L. Jackson-J. Dobbins pass) (9-60, 4:08) | 7 | 14 |
| Titans | 2 | 00:48 | S. Gostkowski 40 yd. Field Goal (14-53, 4:29) | 10 | 14 |
| Ravens | 3 | 09:34 | M. Andrews 31 yd. pass from L. Jackson (J. Tucker kick) (7-74, 3:52) | 10 | 21 |
| Titans | 3 | 05:33 | S. Gostkowski 40 yd. Field Goal (8-53, 4:01) | 13 | 21 |
| Titans | 4 | 11:12 | S. Gostkowski 22 yd. Field Goal (12-81, 5:34) | 16 | 21 |
| Titans | 4 | 02:18 | A. Brown 14 yd. pass from R. Tannehill (R. Tannehill run) (10-90, 5:25) | 24 | 21 |
| Ravens | 4 | 00:15 | J. Tucker 29 yd. Field Goal (9-65, 2:03) | 24 | 24 |
| Titans | OT | 05:21 | D. Henry 29 yd. run | 30 | 24 |

TENNESSEE TITANS (HEAD COACH: MIKE VRABEL)

| OFFENSE | | | DEFENSE | | |
|---------|----|---------------|---------|----|---------------|
| WR | 11 | A. Brown | DE | 94 | J. Crawford |
| LT | 70 | T. Sambrailo | NT | 90 | D. Jones |
| LG | 62 | A. Brewer | DT | 98 | J. Simmons |
| C | 60 | B. Jones | OLB | 50 | D. Roberson |
| RG | 64 | N. Davis | OLB | 58 | H. Landry III |
| RT | 71 | D. Kelly | ILB | 54 | R. Evans |
| TE | 81 | J. Smith | ILB | 55 | J. Brown |
| TE | 87 | G. Swaim | CB | 39 | B. Borders |
| QB | 17 | R. Tannehill | CB | 21 | M. Butler |
| RB | 22 | D. Henry | SS | 37 | A. Hooker |
| FB | 41 | K. Blasingame | FS | 31 | K. Byard |

BALTIMORE RAVENS (HEAD COACH: JOHN HARBAUGH)

| OFFENSE | | | DEFENSE | | |
|---------|----|--------------|---------|----|--------------|
| WR | 83 | W. Snead IV | DT | 92 | J. Madubuike |
| LT | 78 | O. Brown Jr. | NT | 71 | J. Ellis |
| LG | 77 | B. Bozeman | DE | 95 | D. Wolfe |
| C | 65 | P. Mekari | RUSH | 90 | P. McPhee |
| RG | 72 | B. Powers | MLB | 48 | P. Queen |
| RT | 70 | D. Fluker | WLB | 40 | M. Harrison |
| TE | 68 | M. Skura | SAM | 99 | M. Judon |
| QB | 8 | L. Jackson | LCB | 24 | M. Peters |
| FB | 42 | P. Ricard | SS | 36 | C. Clark |
| RB | 35 | G. Edwards | FS | 32 | D. Elliott |
| WR | 15 | M. Brown | RCB | 44 | M. Humphrey |

OFFICIALS: Referee: Alex Kemp (55), Umpire: Carl Paganelli (124), Down Judge: Dana McKenzie (8), Line Judge: Greg Bradley (98), Field Judge: Terry Brown (43), Side Judge: Jabir Walker (26), Back Judge: Matt Edwards (96), Replay Official: James Nicholson, Replay Assistant: Jamaur Law

TENNESSEE TITANS

| PASSING | ATT | CP | YDS | SK/YD | TD | LG | INT | RTG |
|----------------|-----------|-----------|------------|-------------|----------|-----------|----------|--------------|
| Ryan Tannehill | 31 | 22 | 259 | 2/16 | 2 | 50 | 1 | 104.1 |
| Logan Woodside | 1 | 1 | 7 | 0/0 | 0 | 7 | 0 | 95.8 |
| TOTAL | 32 | 23 | 266 | 2/16 | 2 | 50 | 1 | 104.4 |

| RUSHING | ATT | YDS | AVG | LG | TD |
|----------------|-----------|------------|------------|------------|----------|
| Derrick Henry | 28 | 133 | 4.8 | 29t | 1 |
| Ryan Tannehill | 4 | 35 | 8.8 | 21 | 0 |
| Cameron Batson | 1 | 4 | 4.0 | 4 | 0 |
| D'Onta Foreman | 1 | 1 | 1.0 | 1 | 0 |
| TOTAL | 34 | 173 | 5.1 | 29T | 1 |

| RECEIVING | NO | YDS | AVG | LG | TD |
|-----------------------|-----------|------------|-------------|-----------|----------|
| Corey Davis | 5 | 113 | 22.6 | 50 | 0 |
| A.J. Brown | 4 | 62 | 15.5 | 25 | 1 |
| Anthony Firkser | 4 | 33 | 8.3 | 12 | 0 |
| Jonnu Smith | 4 | 20 | 5.0 | 8 | 1 |
| Cameron Batson | 2 | 21 | 10.5 | 14 | 0 |
| Geoff Swaim | 1 | 9 | 9.0 | 9 | 0 |
| Nick Westbrook-Ikhine | 1 | 7 | 7.0 | 7 | 0 |
| Jeremy McNichols | 1 | 2 | 2.0 | 2 | 0 |
| Derrick Henry | 1 | -1 | -1.0 | -1 | 0 |
| TOTAL | 23 | 266 | 11.6 | 50 | 2 |

| TOP DEFENSE | TOT | SOLO | AST | SCK | YDS | INT |
|-------------------|-----|------|-----|-----|-----|-----|
| Rashaan Evans | 9 | 5 | 4 | 0.0 | 0.0 | 0 |
| Harold Landry III | 7 | 4 | 3 | 1.0 | 9.0 | 0 |
| Kevin Byard | 7 | 5 | 2 | 0.0 | 0.0 | 0 |

| FIELD GOALS | FGM/FGA | PERCENT | RESULTS |
|--------------------|------------|--------------|--------------|
| Stephen Gostkowski | 3-3 | 100.0 | (40, 40, 22) |
| TOTAL | 3-3 | 100.0 | |

BALTIMORE RAVENS

| PASSING | ATT | CP | YDS | SK/YD | TD | LG | INT | RTG |
|---------------|-----------|-----------|------------|------------|----------|-----------|----------|-------------|
| Lamar Jackson | 29 | 17 | 186 | 1/9 | 1 | 31 | 1 | 74.8 |
| TOTAL | 29 | 17 | 186 | 1/9 | 1 | 31 | 1 | 74.8 |

| RUSHING | ATT | YDS | AVG | LG | TD |
|----------------|-----------|------------|------------|-----------|----------|
| J.K. Dobbins | 15 | 70 | 4.7 | 11 | 1 |
| Lamar Jackson | 13 | 51 | 3.9 | 14 | 0 |
| Gus Edwards | 3 | 6 | 2.0 | 3 | 0 |
| Mark Ingram II | 2 | 2 | 1.0 | 2 | 0 |
| TOTAL | 33 | 129 | 3.9 | 14 | 1 |

| RECEIVING | NO | YDS | AVG | LG | TD |
|-----------------|-----------|------------|-------------|------------|----------|
| Mark Andrews | 5 | 96 | 19.2 | 31t | 1 |
| Dez Bryant | 4 | 28 | 7.0 | 16 | 0 |
| Willie Snead IV | 3 | 23 | 7.7 | 9 | 0 |
| J.K. Dobbins | 2 | 15 | 7.5 | 9 | 0 |
| James Proche II | 1 | 14 | 14.0 | 14 | 0 |
| Devin Duvernay | 1 | 5 | 5.0 | 5 | 0 |
| Patrick Ricard | 1 | 5 | 5.0 | 5 | 0 |
| TOTAL | 17 | 186 | 10.9 | 31T | 1 |

| TOP DEFENSE | TOT | SOLO | AST | SCK | YDS | INT |
|-----------------|-----|------|-----|-----|-----|-----|
| Patrick Queen | 9 | 3 | 6 | 0.0 | 0.0 | 0 |
| Marlon Humphrey | 8 | 8 | 0 | 0.0 | 0.0 | 0 |
| Malik Harrison | 7 | 3 | 4 | 0.0 | 0.0 | 0 |

| FIELD GOALS | FGM/FGA | PERCENT | RESULTS |
|---------------|------------|--------------|--------------|
| Justin Tucker | 3-3 | 100.0 | (30, 27, 29) |
| TOTAL | 3-3 | 100.0 | |

GAME HIGHLIGHTS

- Baltimore last played an OT game on 10/6/19 at Pittsburgh, winning 26-23. Prior to today, the Ravens' last OT loss occurred on 12/9/18, when Baltimore dropped a 27-24 decision at Kansas City.
- Since **QB Lamar Jackson** became the Ravens' starter in Week 11 of 2018, Baltimore has rushed for at least 100 yards in 33-straight games, marking the third-longest streak in NFL history.
- **OLB Tyus Bowser** recorded the second INT of his career, returning the theft 25 yards. His play led to a 30-yard **K Justin Tucker**, giving Baltimore its first points of the game. Bowser's first-career INT occurred in his second-ever NFL game on 9/17/17 vs. Cleveland.
- **TE Mark Andrews** recorded a season-high 93 receiving yards – including a 31-yard TD – on 5 catches. It marked the fifth time in his career that he's notched at least 90 receiving yards in a game. Andrews has now totaled 19-career receiving TDs, tying WR Torrey Smith for the most by a player who was drafted by the Ravens in his first three NFL seasons.

TEAM STATISTICS

| | TITANS | RAVENS |
|------------------------------|----------|----------|
| First Downs | 26 | 21 |
| 3rd Down Eff. (Made/Att/Pct) | 5/12/42% | 9/15/60% |
| 4th Down Eff. (Made/Att/Pct) | 1/1/100% | 0/0/0% |
| Total Net Yards | 423 | 306 |
| Total Plays | 68 | 63 |
| Yards Per Play | 6.2 | 4.9 |
| Rushes/Net Yards | 34/173 | 33/129 |
| Net Passing | 250 | 177 |
| Pass Attempts/Completions | 32/23 | 29/17 |
| Had Intercepted | 1 | 1 |
| Sacked/Yards Lost | 2/16 | 1/9 |
| Punts/Average | 2/46.5 | 3/42.0 |
| Penalties/Yards | 4/44 | 6/81 |
| Fumbles/Lost | 3/0 | 0/0 |
| Possession Time | 33:33 | 31:06 |



GAME 11: RAVENS 14, STEELERS 19

Baltimore (6-5) • Pittsburgh (11-0)

Wednesday, December 2, 2020 • 3:40 PM EST • Heinz Field • Pittsburgh
Mostly Cloudy Temp: 36° F, Humidity: 68%, Wind: From SW 14 mph • Attendance: 0 • Time: 3:05



| | | | | | | |
|----------------------------------|----------|----------|----------|----------|----------|-----------|
| Baltimore Ravens | 7 | 0 | 0 | 7 | — | 14 |
| Pittsburgh Steelers | 6 | 6 | 0 | 7 | — | 19 |

SCORING DRIVES

| TEAM | QTR | TIME | SCORING PLAY | BAL | PIT |
|----------|-----|-------|--|-----|-----|
| Steelers | 1 | 06:57 | J.Haden 14 yd. interception return (kick failed, wr) | 0 | 6 |
| Ravens | 1 | 02:07 | G.Edwards 1 yd. run (J.Tucker kick) (4-16, 2:24) | 7 | 6 |
| Steelers | 2 | 11:50 | C.Boswell 25 yd. Field Goal (12-73, 5:17) | 7 | 9 |
| Steelers | 2 | 04:27 | C.Boswell 27 yd. Field Goal (13-65, 5:14) | 7 | 12 |
| Steelers | 4 | 13:20 | J.Smith-Schuster 1 yd. pass from B.Roethlisberger (C.Boswell kick) (12-61, 4:52) | 7 | 19 |
| Ravens | 4 | 02:58 | M.Brown 70 yd. pass from T.McSorley (J.Tucker kick) (2-84, 0:32) | 14 | 19 |

PITTSBURGH STEELERS (HEAD COACH: MIKE TOMLIN)

| OFFENSE | | | DEFENSE | | |
|---------|-------------------|-------|----------------|--|--|
| WR 18 | D. Johnson | DE 94 | T. Alualu | | |
| WR 19 | J. Smith-Schuster | DT 97 | C. Heyward | | |
| WR 14 | R. McCloud | LB 48 | B. Dupree | | |
| LT 78 | A. Villanueva | LB 41 | R. Spillane | | |
| LG 71 | M. Feiler | LB 90 | T. Watt | | |
| C 60 | J. Hassenauer | LB 98 | V. Williams | | |
| RG 66 | D. DeCastro | CB 23 | J. Haden | | |
| RT 76 | C. Okorafor | CB 28 | M. Hilton | | |
| TE 89 | V. McDonald | CB 22 | S. Nielson | | |
| QB 7 | B. Roethlisberger | S 34 | T. Edmunds | | |
| RB 24 | B. Snell Jr. | S 39 | M. Fitzpatrick | | |

BALTIMORE RAVENS (HEAD COACH: JOHN HARBAUGH)

| OFFENSE | | | DEFENSE | | |
|---------|-------------------|---------|-------------|--|--|
| WR 80 | M. Boykin | NT 71 | J. Ellis | | |
| WR 13 | D. Duvernay | DE 95 | D. Wolfe | | |
| LT 78 | O. Brown Jr. | RUSH 91 | Y. Ngakoue | | |
| LG 77 | B. Bozeman | MLB 48 | P. Queen | | |
| C 63 | T. Colon-Castillo | WLB 58 | L. Fort | | |
| RG 72 | B. Powers | SAM 45 | J. Ferguson | | |
| RT 70 | D. Fluker | LCB 24 | M. Peters | | |
| TE 85 | E. Tomlinson | SS 36 | C. Clark | | |
| QB 3 | R. Griffin III | FS 32 | D. Elliott | | |
| RB 35 | G. Edwards | RCB 22 | J. Smith | | |
| WR 15 | M. Brown | DB 44 | M. Humphrey | | |

OFFICIALS: Referee: Ronald Torbert (62), Umpire: Mark Pellis (131), Down Judge: Patrick Holt (106), Line Judge: Jim Mello (48), Field Judge: James Coleman (95), Side Judge: Jonah Monroe (120), Back Judge: Greg Yette (38), Replay Official: Saleem Choudhry, Replay Assistant: Gerald Frye

BALTIMORE RAVENS

| PASSING | ATT | CP | YDS | SK/YD | TD | LG | INT | RTG |
|--------------------|-----------|----------|------------|-------------|----------|-----------|----------|-------------|
| Robert Griffin III | 12 | 7 | 33 | 3/20 | 0 | 8 | 1 | 28.5 |
| Trace McSorley | 6 | 2 | 77 | 0/0 | 1 | 70 | 0 | 121.5 |
| TOTAL | 18 | 9 | 110 | 3/20 | 1 | 70 | 1 | 64.6 |

| RUSHING | ATT | YDS | AVG | LG | TD |
|--------------------|-----------|------------|------------|-----------|----------|
| Robert Griffin III | 7 | 68 | 9.7 | 39 | 0 |
| Justice Hill | 9 | 35 | 3.9 | 19 | 0 |
| Trace McSorley | 3 | 16 | 5.3 | 9 | 0 |
| Gus Edwards | 9 | 10 | 1.1 | 6 | 1 |
| TOTAL | 28 | 129 | 4.6 | 39 | 1 |

| RECEIVING | NO | YDS | AVG | LG | TD |
|----------------|----------|------------|-------------|------------|----------|
| Marquise Brown | 4 | 85 | 21.3 | 70t | 1 |
| Devin Duvernay | 3 | 20 | 6.7 | 8 | 0 |
| Justice Hill | 2 | 5 | 2.5 | 6 | 0 |
| TOTAL | 9 | 110 | 12.2 | 70T | 1 |

| TOP DEFENSE | TOT | SOLO | AST | SCK | YDS | INT |
|----------------|-----|------|-----|-----|-----|-----|
| Chuck Clark | 13 | 5 | 8 | 0.0 | 0.0 | 0 |
| Patrick Queen | 8 | 5 | 3 | 0.0 | 0.0 | 0 |
| DeShon Elliott | 7 | 5 | 2 | 0.0 | 0.0 | 0 |

| FIELD GOALS | FGM/FGA | PERCENT | RESULTS |
|-------------|----------------|---------|---------|
| | No Field Goals | | |

PITTSBURGH STEELERS

| PASSING | ATT | CP | YDS | SK/YD | TD | LG | INT | RTG |
|--------------------|-----------|-----------|------------|------------|----------|-----------|----------|-------------|
| Ben Roethlisberger | 51 | 36 | 266 | 0/0 | 1 | 27 | 1 | 81.0 |
| TOTAL | 51 | 36 | 266 | 0/0 | 1 | 27 | 1 | 81.0 |

| RUSHING | ATT | YDS | AVG | LG | TD |
|--------------------|-----------|-----------|------------|-----------|----------|
| Benny Snell Jr. | 16 | 60 | 3.8 | 13 | 0 |
| Anthony McFarland | 3 | 9 | 3.0 | 3 | 0 |
| Ben Roethlisberger | 1 | -1 | -1.0 | -1 | 0 |
| TOTAL | 20 | 68 | 3.4 | 13 | 0 |

| RECEIVING | NO | YDS | AVG | LG | TD |
|---------------------|-----------|------------|------------|-----------|----------|
| Diontae Johnson | 8 | 46 | 5.8 | 11 | 0 |
| JuJu Smith-Schuster | 8 | 37 | 4.6 | 11 | 1 |
| Eric Ebron | 7 | 54 | 7.7 | 27 | 0 |
| Chase Claypool | 6 | 52 | 8.7 | 22 | 0 |
| Benny Snell Jr. | 3 | 33 | 11.0 | 13 | 0 |
| James Washington | 2 | 19 | 9.5 | 16 | 0 |
| Anthony McFarland | 1 | 17 | 17.0 | 17 | 0 |
| Ray-Ray McCloud | 1 | 8 | 8.0 | 8 | 0 |
| TOTAL | 36 | 266 | 7.4 | 27 | 1 |

| TOP DEFENSE | TOT | SOLO | AST | SCK | YDS | INT |
|-----------------|-----|------|-----|-----|------|-----|
| Robert Spillane | 6 | 6 | 0 | 0.0 | 0.0 | 0 |
| T.J. Watt | 6 | 4 | 2 | 2.0 | 12.0 | 0 |
| Bud Dupree | 5 | 5 | 0 | 0.0 | 0.0 | 0 |

| FIELD GOALS | FGM/FGA | PERCENT | RESULTS |
|---------------|------------|--------------|----------|
| Chris Boswell | 2-2 | 100.0 | (25, 27) |
| TOTAL | 2-2 | 100.0 | |

GAME HIGHLIGHTS

- In the game, 17 Ravens were on the Reserve/COVID-19 list, including nine starters (and seven Pro Bowlers): **TE Mark Andrews**, **DT Calais Campbell**, **LS Morgan Cox**, **RB Mark Ingram II**, **QB Lamar Jackson**, **OLB Matthew Judon**, **C Patrick Mekari**, **FB Patrick Ricard** and **WR Willie Snead IV**. Standout rookie **RB J.K. Dobbins** also missed the contest (COVID-19 list).
- The game was the 50th regular season meeting between the Steelers and Ravens, with Pittsburgh now owning a 27-23 advantage.
- Baltimore rushed for at least 100 yards in its 34th-straight game, marking the third-longest streak in NFL history.
- CB Marlon Humphrey** produced a career-high 2 FFs, giving him 6 in 2020.
- OLB Tyus Bowser** recorded his career-high second INT of the season. It's also the first time in his career recording a takeaway in back-to-back games.

TEAM STATISTICS

| | RAVENS | STEELERS |
|------------------------------|----------|----------|
| First Downs | 10 | 22 |
| 3rd Down Eff. (Made/Att/Pct) | 3/13/23% | 6/14/43% |
| 4th Down Eff. (Made/Att/Pct) | 1/1/100% | 0/2/0% |
| Total Net Yards | 219 | 334 |
| Total Plays | 49 | 71 |
| Yards Per Play | 4.5 | 4.7 |
| Rushes/Net Yards | 28/129 | 20/68 |
| Net Passing | 90 | 266 |
| Pass Attempts/Completions | 18/9 | 51/36 |
| Had Intercepted | 1 | 1 |
| Sacked/Yards Lost | 3/20 | 0/0 |
| Punts/Average | 7/45.9 | 4/44.3 |
| Penalties/Yards | 7/86 | 5/40 |
| Fumbles/Lost | 1/1 | 3/1 |
| Possession Time | 26:21 | 33:39 |



GAME 12: COWBOYS 17, RAVENS 34

Dallas (3-9) • Baltimore (7-5)

Tuesday, December 8, 2020 • 8:05 PM EST • M&T Bank Stadium • Baltimore

Clear Temp: 38° F, Humidity: 54%, Wind: WNW 9 mph • Attendance: 0 • Time: 2:58



| | | | | | | |
|------------------|---|----|---|----|---|----|
| Dallas Cowboys | 3 | 7 | 0 | 7 | — | 17 |
| Baltimore Ravens | 7 | 10 | 7 | 10 | — | 34 |

SCORING DRIVES

| TEAM | QTR | TIME | SCORING PLAY | DAL | BAL |
|---------|-----|-------|---|-----|-----|
| Cowboys | 1 | 04:21 | G.Zuerlein 31 yd. Field Goal (6-21, 2:42) | 3 | 0 |
| Ravens | 1 | 00:25 | L.Jackson 37 yd. run (J.Tucker kick) (7-75, 3:56) | 3 | 7 |
| Cowboys | 2 | 14:19 | M.Gallup 13 yd. pass from A.Dalton (G.Zuerlein kick) (3-28, 1:06) | 10 | 7 |
| Ravens | 2 | 08:08 | M.Boykin 38 yd. pass from L.Jackson (J.Tucker kick) (1-38, 0:07) | 10 | 14 |
| Ravens | 2 | 00:46 | J.Tucker 35 yd. Field Goal (6-53, 1:16) | 10 | 17 |
| Ravens | 3 | 04:40 | M.Brown 20 yd. pass from L.Jackson (J.Tucker kick) (9-57, 4:27) | 10 | 24 |
| Ravens | 4 | 08:15 | J.Tucker 22 yd. Field Goal (11-54, 5:59) | 10 | 27 |
| Cowboys | 4 | 03:59 | A.Cooper 2 yd. pass from A.Dalton (G.Zuerlein kick) (12-75, 4:16) | 17 | 27 |
| Ravens | 4 | 02:08 | J.Dobbins 5 yd. run (J.Tucker kick) (6-44, 1:51) | 17 | 34 |

DALLAS COWBOYS (HEAD COACH: MIKE MCCARTHY)

| OFFENSE | | | DEFENSE | | |
|---------|-------------|--------|----------------|--|--|
| WR 19 | A. Cooper | DE 90 | D. Lawrence | | |
| LT 69 | B. Knight | DT 96 | N. Gallimore | | |
| LG 52 | C. Williams | DT 99 | A. Woods | | |
| C 73 | J. Looney | DE 58 | A. Smith | | |
| RG 66 | C. McGovern | MLB 55 | L. Vander Esch | | |
| RT 78 | T. Steale | WLB 54 | J. Smith | | |
| TE 86 | D. Schultz | CB 24 | C. Awuzie | | |
| WR 88 | C. Lamb | CB 26 | J. Lewis | | |
| WR 13 | M. Gallup | CB 28 | R. Robinson | | |
| QB 14 | A. Dalton | S 23 | D. Thompson | | |
| RB 21 | E. Elliott | S 25 | X. Woods | | |

BALTIMORE RAVENS (HEAD COACH: JOHN HARBAUGH)

| OFFENSE | | | DEFENSE | | |
|---------|--------------|---------|-------------|--|--|
| WR 80 | M. Boykin | DT 93 | C. Campbell | | |
| WR 13 | D. Duvernay | NT 98 | B. Williams | | |
| LT 78 | O. Brown Jr. | DE 95 | D. Wolfe | | |
| LG 77 | B. Bozeman | RUSH 90 | P. McPhee | | |
| C 65 | P. Mekari | MLB 48 | P. Queen | | |
| RG 72 | B. Powers | SAM 54 | T. Bowser | | |
| RT 74 | T. Phillips | LCB 24 | M. Peters | | |
| QB 8 | L. Jackson | SS 36 | C. Clark | | |
| FB 42 | P. Ricard | FS 32 | D. Elliott | | |
| RB 21 | M. Ingram II | RCB 33 | D. Harris | | |
| WR 15 | M. Brown | DB 44 | M. Humphrey | | |

OFFICIALS: Referee: Brad Allen (122), Back Judge: Greg Meyer (78), Umpire: Dan Ferrell (64), Field Judge: Nathan Jones (42), Down Judge: Jerod Phillips (6), Side Judge: Keith Washington (7), Line Judge: Walt Coleman IV (65), Replay Official: Roddy Ames

DALLAS COWBOYS

| PASSING | ATT | CP | YDS | SK/YD | TD | LG | INT | RTG |
|--------------|-----------|-----------|------------|------------|----------|-----------|----------|-------------|
| Andy Dalton | 48 | 31 | 285 | 1/8 | 2 | 28 | 1 | 85.9 |
| TOTAL | 48 | 31 | 285 | 1/8 | 2 | 28 | 1 | 85.9 |

| RUSHING | ATT | YDS | AVG | LG | TD |
|-----------------|-----------|------------|------------|-----------|----------|
| Ezekiel Elliott | 18 | 77 | 4.3 | 14 | 0 |
| Tony Pollard | 8 | 22 | 2.8 | 12 | 0 |
| Amari Cooper | 1 | 10 | 10.0 | 10 | 0 |
| Andy Dalton | 1 | 2 | 2.0 | 2 | 0 |
| TOTAL | 28 | 111 | 4.0 | 14 | 0 |

| RECEIVING | NO | YDS | AVG | LG | TD |
|-----------------|-----------|------------|------------|-----------|----------|
| Michael Gallup | 7 | 86 | 12.3 | 28 | 1 |
| CeeDee Lamb | 6 | 46 | 7.7 | 14 | 0 |
| Amari Cooper | 5 | 43 | 8.6 | 13 | 1 |
| Dalton Schultz | 4 | 44 | 11.0 | 19 | 0 |
| Ezekiel Elliott | 4 | 18 | 4.5 | 12 | 0 |
| Noah Brown | 3 | 40 | 13.3 | 19 | 0 |
| Tony Pollard | 1 | 6 | 6.0 | 6 | 0 |
| Blake Bell | 1 | 2 | 2.0 | 2 | 0 |
| TOTAL | 31 | 285 | 9.2 | 28 | 2 |

| TOP DEFENSE | TOT | SOLO | AST | SCK | YDS | INT |
|----------------------|-----|------|-----|-----|-----|-----|
| Jaylon Smith | 13 | 9 | 4 | 0.0 | 0.0 | 0 |
| Leighton Vander Esch | 8 | 4 | 4 | 0.0 | 0.0 | 0 |
| Darian Thompson | 7 | 5 | 2 | 0.0 | 0.0 | 1 |

| FIELD GOALS | FGM/FGA | PERCENT | RESULTS |
|---------------|------------|-------------|-----------------------|
| Greg Zuerlein | 1-4 | 25.0 | (31) 40WR, 53WL, 52WR |
| TOTAL | 1-4 | 25.0 | |

BALTIMORE RAVENS

| PASSING | ATT | CP | YDS | SK/YD | TD | LG | INT | RTG |
|---------------|-----------|-----------|------------|------------|----------|-----------|----------|--------------|
| Lamar Jackson | 17 | 12 | 107 | 0/0 | 2 | 38 | 1 | 101.8 |
| TOTAL | 17 | 12 | 107 | 0/0 | 2 | 38 | 1 | 101.8 |

| RUSHING | ATT | YDS | AVG | LG | TD |
|----------------|-----------|------------|------------|------------|----------|
| Gus Edwards | 7 | 101 | 14.4 | 36 | 0 |
| Lamar Jackson | 13 | 94 | 7.2 | 37t | 1 |
| J.K. Dobbins | 11 | 71 | 6.5 | 30 | 1 |
| Mark Ingram II | 6 | 28 | 4.7 | 7 | 0 |
| TOTAL | 37 | 294 | 7.9 | 37T | 2 |

| RECEIVING | NO | YDS | AVG | LG | TD |
|----------------|-----------|------------|------------|------------|----------|
| Marquise Brown | 5 | 39 | 7.8 | 20t | 1 |
| Patrick Ricard | 2 | 11 | 5.5 | 9 | 0 |
| Miles Boykin | 1 | 38 | 38.0 | 38t | 1 |
| Luke Willson | 1 | 12 | 12.0 | 12 | 0 |
| Justice Hill | 1 | 4 | 4.0 | 4 | 0 |
| Devin Duvernay | 1 | 2 | 2.0 | 2 | 0 |
| Mark Ingram II | 1 | 1 | 1.0 | 1 | 0 |
| TOTAL | 12 | 107 | 8.9 | 38T | 2 |

| TOP DEFENSE | TOT | SOLO | AST | SCK | YDS | INT |
|-----------------|-----|------|-----|-----|-----|-----|
| Derek Wolfe | 9 | 2 | 7 | 0.0 | 0.0 | 0 |
| DeShon Elliott | 7 | 7 | 0 | 0.0 | 0.0 | 0 |
| Anthony Averett | 6 | 5 | 1 | 0.0 | 0.0 | 0 |

| FIELD GOALS | FGM/FGA | PERCENT | RESULTS |
|---------------|------------|-------------|---------------|
| Justin Tucker | 2-3 | 66.7 | 36WL (35, 22) |
| TOTAL | 2-3 | 66.7 | |

GAME HIGHLIGHTS

- This was the first time the Ravens have played on a Tuesday in franchise history, and it marks just the third Tuesday game since the 1970 AFL-NFL merger.
- With a season-high 294 rushing yards (the fourth most in franchise history), the Ravens have now rushed for at least 200 yards in an NFL-high 17 games since **QB Lamar Jackson** became Baltimore's starter in Week 11 of 2018. This is more than double the number of games any other team has accomplished during that span. (Tennessee is second with eight.)
- **QB Lamar Jackson** finished with 107 passing yards and 94 rushing yards, becoming the first player in NFL history to reach 5,000 passing yards and 2,500 rushing yards in the first three years of a career.
- Rookie **ILB Patrick Queen** recorded his first-career INT. In doing so, Queen became the NFL's only defender to post at least 50 tackles, 1 TFL, 1 sack, 1 FF, 1 FR, 1 INT and 1 D-TD in 2020.

TEAM STATISTICS

| | COWBOYS | RAVENS |
|------------------------------|----------|----------|
| First Downs | 29 | 19 |
| 3rd Down Eff. (Made/Att/Pct) | 6/15/40% | 5/11/45% |
| 4th Down Eff. (Made/Att/Pct) | 3/4/75% | 1/1/100% |
| Total Net Yards | 388 | 401 |
| Total Plays | 77 | 54 |
| Yards Per Play | 5.0 | 7.4 |
| Rushes/Net Yards | 28/111 | 37/294 |
| Net Passing | 277 | 107 |
| Pass Attempts/Completions | 48/31 | 17/12 |
| Had Intercepted | 1 | 1 |
| Sacked/Yards Lost | 1/8 | 0/0 |
| Punts/Average | 1/47.0 | 1/34.0 |
| Penalties/Yards | 7/58 | 4/23 |
| Fumbles/Lost | 0/0 | 1/0 |
| Possession Time | 32:26 | 27:34 |



GAME 13: RAVENS 47, BROWNS 42

Baltimore (8-5) • Cleveland (9-4)

Monday, December 14, 2020 • 8:15 PM EST • FirstEnergy Stadium • Cleveland
Cloudy Temp: 34° F, Humidity: 51%, Wind: W 18 mph • Attendance: 11,974 • Time: 3:27



| | | | | | | |
|-------------------------------|----------|-----------|-----------|-----------|----------|-----------|
| Baltimore Ravens | 7 | 14 | 13 | 13 | — | 47 |
| Cleveland Browns | 7 | 7 | 6 | 22 | — | 42 |

SCORING DRIVES

| TEAM | QTR | TIME | SCORING PLAY | BAL | CLE |
|--------|-----|-------|---|-----|-----|
| Browns | 1 | 09:06 | N.Chubb 7 yd. run (C.Parkey kick) (11-81, 5:54) | 0 | 7 |
| Ravens | 1 | 03:04 | L.Jackson 5 yd. run (J.Tucker kick) (9-73, 6:02) | 7 | 7 |
| Ravens | 2 | 07:49 | G.Edwards 11 yd. run (J.Tucker kick) (8-80, 4:41) | 14 | 7 |
| Browns | 2 | 04:16 | N.Chubb 14 yd. run (C.Parkey kick) (7-75, 3:33) | 14 | 14 |
| Ravens | 2 | 00:30 | L.Jackson 17 yd. run (J.Tucker kick) (4-56, 0:31) | 21 | 14 |
| Ravens | 3 | 12:47 | G.Edwards 19 yd. run (J.Tucker kick) (4-75, 2:13) | 28 | 14 |
| Browns | 3 | 09:06 | K.Hunt 5 yd. run (kick failed, wr) (11-75, 3:41) | 28 | 20 |
| Ravens | 3 | 04:21 | J.Dobbins 1 yd. run (kick blocked) (1-1, 0:03) | 34 | 20 |
| Browns | 4 | 13:36 | R.Higgins 21 yd. pass from B.Mayfield (B.Mayfield-D.Peoples-Jones pass) (12-75, 5:45) | 34 | 28 |
| Browns | 4 | 06:33 | B.Mayfield 5 yd. run (C.Parkey kick) (12-70, 6:13) | 34 | 34 |
| Ravens | 4 | 01:51 | M.Brown 44 yd. pass from L.Jackson (J.Dobbins run) (9-79, 4:42) | 42 | 35 |
| Browns | 4 | 01:04 | K.Hunt 22 yd. pass from B.Mayfield (C.Parkey kick) (4-75, 0:47) | 42 | 42 |
| Ravens | 4 | 00:02 | J.Tucker 55 yd. Field Goal (6-38, 1:02) | 45 | 42 |
| Ravens | 4 | 00:00 | J.Landry OB in end zone, forced by M.Humphrey, for a Safety | 47 | 42 |

CLEVELAND BROWNS (HEAD COACH: KEVIN STEFANSKI)

| OFFENSE | | | DEFENSE | | |
|---------|----|---------------|---------|----|---------------|
| WR | 82 | R. Higgins | DE | 95 | M. Garrett |
| WR | 80 | J. Landry | DE | 54 | O. Vernon |
| LT | 71 | J. Willis Jr. | DT | 65 | L. Ogunjobi |
| LG | 75 | J. Bitonio | DT | 98 | S. Richardson |
| C | 64 | J. Tretter | WILL | 51 | M. Wilson |
| RG | 77 | W. Teller | MIKE | 93 | B. Goodson |
| RT | 78 | J. Conklin | SAM | 44 | S. Takitaki |
| TE | 88 | H. Bryant | CB | 28 | K. Johnson |
| TE | 85 | D. Njoku | CB | 39 | T. Mitchell |
| QB | 6 | B. Mayfield | FS | 23 | A. Sendejo |
| RB | 24 | N. Chubb | SS | 42 | K. Joseph |

BALTIMORE RAVENS (HEAD COACH: JOHN HARBAUGH)

| OFFENSE | | | DEFENSE | | |
|---------|----|--------------|---------|----|-------------|
| WR | 15 | M. Brown | DT | 93 | C. Campbell |
| LT | 78 | O. Brown Jr. | NT | 98 | B. Williams |
| LG | 77 | B. Bozeman | DE | 95 | D. Wolfe |
| C | 65 | P. Mekari | RUSH | 90 | P. McPhee |
| RG | 72 | B. Powers | MLB | 48 | P. Queen |
| RT | 74 | T. Phillips | WLB | 49 | C. Board |
| TE | 68 | M. Skura | SAM | 99 | M. Judon |
| QB | 8 | L. Jackson | LCB | 24 | M. Peters |
| FB | 42 | P. Ricard | SS | 36 | C. Clark |
| RB | 21 | M. Ingram II | FS | 32 | D. Elliott |
| WR | 80 | M. Boykin | RCB | 44 | M. Humphrey |

OFFICIALS: Referee: Bill Vinovich (52), Umpire: Terry Killens Jr. (77), Down Judge: Mike Carr (63), Line Judge: Jeff Seeman (45), Field Judge: David Meslow (118), Side Judge: Don Willard (58), Back Judge: Perry Paganelli (46), Replay Official: Mark Butterworth, Replay Assistant: John Kiger

BALTIMORE RAVENS

| PASSING | ATT | CP | YDS | SK/YD | TD | LG | INT | RTG |
|----------------|-----------|-----------|------------|-------------|----------|-----------|----------|--------------|
| Lamar Jackson | 17 | 11 | 163 | 4/22 | 1 | 44 | 0 | 115.6 |
| Trace McSorley | 4 | 1 | 13 | 0/0 | 0 | 13 | 0 | 40.6 |
| TOTAL | 21 | 12 | 176 | 4/22 | 1 | 44 | 0 | 100.5 |

| RUSHING | ATT | YDS | AVG | LG | TD |
|----------------|-----------|------------|------------|-----------|----------|
| Lamar Jackson | 9 | 124 | 13.8 | 44 | 2 |
| J.K. Dobbins | 13 | 53 | 4.1 | 13 | 1 |
| Gus Edwards | 7 | 49 | 7.0 | 19t | 2 |
| Justice Hill | 1 | 4 | 4.0 | 4 | 0 |
| Trace McSorley | 2 | 1 | 0.5 | 4 | 0 |
| TOTAL | 32 | 231 | 7.2 | 44 | 5 |

| RECEIVING | NO | YDS | AVG | LG | TD |
|-----------------|-----------|------------|-------------|------------|----------|
| Mark Andrews | 5 | 78 | 15.6 | 39 | 0 |
| Willie Snead IV | 3 | 29 | 9.7 | 13 | 0 |
| Marquise Brown | 2 | 50 | 25.0 | 44t | 1 |
| Miles Boykin | 1 | 15 | 15.0 | 15 | 0 |
| Gus Edwards | 1 | 4 | 4.0 | 4 | 0 |
| TOTAL | 12 | 176 | 14.7 | 44T | 1 |

| TOP DEFENSE | TOT | SOLO | AST | SCK | YDS | INT |
|----------------|-----|------|-----|-----|-----|-----|
| Chuck Clark | 9 | 4 | 5 | 0.0 | 0.0 | 0 |
| Patrick Queen | 8 | 3 | 5 | 0.0 | 0.0 | 0 |
| DeShon Elliott | 7 | 5 | 2 | 0.0 | 0.0 | 0 |

| FIELD GOALS | FGM/FGA | PERCENT | RESULTS |
|---------------|------------|--------------|---------|
| Justin Tucker | 1-1 | 100.0 | (55) |
| TOTAL | 1-1 | 100.0 | |

GAME HIGHLIGHTS

- **QB Lamar Jackson** and **RB Gus Edwards** are the only duo to have 2+ rushing TDs each in the same game in Ravens' franchise history. Edwards recorded his first-career multi-touchdown performance on the ground. Edwards and Jackson are tied for a team-high 6 rushing TDs in 2020.
- The Ravens are 26-3 when tallying at least 200 rushing yards under Coach Harbaugh (2008-20).
- **K Justin Tucker** now owns 16-career game-winning FGs (15 regular season and 1 playoff).
- **CB Marlon Humphrey** leads the NFL with 8 FFs in 2020. The 8 FFs are the Ravens' single-season record for forced fumbles (OLB Terrell Suggs had 7 in 2011).
- **OLB Tyus Bowser** recorded his team-high (tied, Marcus Peters) third interception and the fourth of his career. It marked Bowser's third INT in the Ravens' past four games.

CLEVELAND BROWNS

| PASSING | ATT | CP | YDS | SK/YD | TD | LG | INT | RTG |
|----------------|-----------|-----------|------------|------------|----------|-----------|----------|-------------|
| Baker Mayfield | 47 | 28 | 343 | 0/0 | 2 | 37 | 1 | 87.5 |
| Jarvis Landry | 1 | 1 | 12 | 0/0 | 0 | 12 | 0 | 116.7 |
| TOTAL | 48 | 29 | 355 | 0/0 | 2 | 37 | 1 | 88.5 |

| RUSHING | ATT | YDS | AVG | LG | TD |
|----------------|-----------|------------|------------|------------|----------|
| Nick Chubb | 17 | 82 | 4.8 | 14t | 2 |
| Kareem Hunt | 6 | 33 | 5.5 | 10 | 1 |
| Baker Mayfield | 5 | 23 | 4.6 | 7 | 1 |
| TOTAL | 28 | 138 | 4.9 | 14T | 4 |

| RECEIVING | NO | YDS | AVG | LG | TD |
|-----------------------|-----------|------------|-------------|-----------|----------|
| Kareem Hunt | 6 | 77 | 12.8 | 26 | 1 |
| Rashard Higgins | 6 | 68 | 11.3 | 21t | 1 |
| Jarvis Landry | 6 | 52 | 8.7 | 12 | 0 |
| Donovan Peoples-Jones | 3 | 74 | 24.7 | 37 | 0 |
| David Njoku | 3 | 45 | 15.0 | 20 | 0 |
| Harrison Bryant | 3 | 18 | 6.0 | 9 | 0 |
| Nick Chubb | 2 | 21 | 10.5 | 12 | 0 |
| TOTAL | 29 | 355 | 12.2 | 37 | 2 |

| TOP DEFENSE | TOT | SOLO | AST | SCK | YDS | INT |
|--------------------|-----|------|-----|-----|-----|-----|
| Karl Joseph | 7 | 5 | 2 | 0.0 | 0.0 | 0 |
| Sheldon Richardson | 6 | 3 | 3 | 1.0 | 8.0 | 0 |
| Sione Takitaki | 5 | 3 | 2 | 1.0 | 1.0 | 0 |

| FIELD GOALS | FGM/FGA | PERCENT | RESULTS |
|--------------|------------|------------|---------|
| Cody Parkey | 0-1 | 0.0 | 39WL |
| TOTAL | 0-1 | 0.0 | |

TEAM STATISTICS

| | RAVENS | BROWNS |
|------------------------------|----------|----------|
| First Downs | 25 | 33 |
| 3rd Down Eff. (Made/Att/Pct) | 6/11/55% | 5/12/42% |
| 4th Down Eff. (Made/Att/Pct) | 1/1/100% | 2/2/100% |
| Total Net Yards | 385 | 493 |
| Total Plays | 57 | 76 |
| Yards Per Play | 6.8 | 6.5 |
| Rushes/Net Yards | 32/231 | 28/138 |
| Net Passing | 154 | 355 |
| Pass Attempts/Completions | 21/12 | 48/29 |
| Had Intercepted | 0 | 1 |
| Sacked/Yards Lost | 4/22 | 0/0 |
| Punts/Average | 4/43.0 | 2/45.5 |
| Penalties/Yards | 8/69 | 8/75 |
| Fumbles/Lost | 1/0 | 7/0 |
| Possession Time | 28:03 | 31:57 |