



# BALTIMORE RAVENS GAME RELEASE

UNDER ARMOUR PERFORMANCE CENTER | 1 WINNING DRIVE | OWINGS MILLS, MD

PH: 410-701-4000 | BALTIMORERAVENS.COM | TWITTER: @RAVENS

WORLD CHAMPIONS: SUPER BOWL XXXV (2000) & SUPER BOWL XLVII (2012)



## TENNESSEE TITANS VS. BALTIMORE RAVENS

[6-3]

NFL WEEK 11 – Nov. 22, 2020

1 P.M. ET – M&T BANK STADIUM (70,745)



[6-3]

### QUICK HITS

• It's a battle between two 6-3 teams when the Baltimore Ravens host the Tennessee Titans on Sunday at 1 p.m. from M&T Bank Stadium. Each club currently stands in second place of its respective division and enters the game coming off a loss in Week 10. (Baltimore dropped a 23-17 decision on Sunday night at New England, while Tennessee fell at home, 34-17, to Indianapolis last Thursday night.)

• The Ravens are 6-3 for the sixth time in team history (2001, 2004, 2008, 2010 & 2011). Additionally, Baltimore has won 18 of its last 21 overall regular season games since Week 5 of 2019.

• In last Sunday's loss at New England – in the midst of a torrential downpour and strong winds – Baltimore's 10-game road winning streak was snapped by a potent Patriots rushing attack that gained 173 yards. Overall, the Ravens produced 357 total yards compared to New England's 308, with **QB Lamar Jackson** completing 24-of-34 passes for 249 yards, 2 TDs (both to **WR Willie Snead IV**) and 1 INT. (Jackson also gained 55 of Baltimore's 115 rushing yards.) The sloppy conditions created several issues for the Ravens, including three poor snaps that resulted in a loss of yards, including a fourth-and-1 "wildcat" formation snap late in the game as Baltimore was driving to take the lead.

• Baltimore and Tennessee last faced each other in the 2019 AFC Divisional Playoff. In that game, the Titans upended the top-seeded Ravens, 28-12, at M&T Bank Stadium. Prior to that battle, the last Ravens-Titans regular season meeting took place in 2018, when Baltimore won, 21-0, in Nashville. That day, the Ravens posted a franchise-best 11 sacks, tying for the second most in NFL history.

### WEEKLY SCHEDULE

**Wed. Nov. 18:** 11:15 a.m. .... Zoom Pressers: Coach Harbaugh & Players  
1:10 p.m. .... Media Practice Viewing

**Thur. Nov. 19:** 11:15 a.m. .... Zoom Pressers: Three Coordinators & Player  
1:10 p.m. .... Media Practice Viewing

**Fri. Nov. 20:** 11:05 a.m. .... Media Practice Viewing  
12:50 p.m. .... Zoom Pressers: Coach Harbaugh & Player

### WEDNESDAY CONFERENCE CALLS

Mike Vrabel at 12:20 p.m. ET & John Harbaugh at 11:45 a.m. ET

### CALLING THE ACTION

**Television: CBS / WJZ Ch. 13 (Baltimore)**

- Jim Nantz (PBP) - Tony Romo (analyst) - Tracy Wolfson (reporter)  
- Jim Rikhoff (prod.) - Mike Arnold (dir.)

**Local Radio: WBAL (1090 AM/101.5 FM) & 98 Rock (97.9 FM)**

- Gerry Sandusky (PBP) - Dennis Pitta (analyst)

**National Radio: Sports USA Media**

- John Ahlers (PBP) - Brandon Noble (analyst)

### COACH HARBAUGH SAYS

#### JOHN HARBAUGH ON THE RAVENS CONTINUING TO WORK:

"I don't care if you're having great success, or if you're hit-and-go, hit-or-miss, or if you're not doing anything. You just keep working at it across the board, because [fixing inconsistency] is always a myriad of factors – issues both individual and group, coordination and execution. It's not a simple-type process; that's why it's not easy. The process will remain the same as it always has. We'll work through that. We'll keep practicing those things to try to become proficient at executing those things, especially under pressure."

### INJURY UPDATE

**TE Nick Boyle** (knee) was injured last Sunday at New England and will miss the remainder of the season. **DT Brandon Williams** (ankle) and **CB Terrell Bonds** (knee) left the Patriots game and didn't return. **DE Calais Campbell** (calf), **ILB L.J. Fort** (finger) and **CB Jimmy Smith** (ankle) didn't play at New England. Two O-line starters – All-Pro **LT Ronnie Stanley** (ankle) and rookie **RG Tyre Phillips** (ankle) – are on IR.

### NOTE THE QUOTE

#### LONGTIME SPORTS BROADCASTER JIM GRAY ON THE RAVENS' STABILITY:

"When I look at the Ravens, I look at the pursuit of excellence. And it's a constant pursuit. They're not taking years off. No years off. They're trying to get there every year, and they're trying to be better tomorrow than they were yesterday. That's hard in the NFL, and they're doing it."

### WHAT'S GOING ON?

## A SMASHMOUTH & GRITTY RIVALRY



The all-time series between the Ravens and Titans/Oilers franchises is tied, 12-12.

In the regular season, each team has won 10 games. In postseason play, each team has won twice.

In the 22 overall games, 11 have been decided by 3-or-fewer points, while 14 have been one-score contests.

### SERIES HISTORY BREAKDOWN

Statistic	Baltimore	Ten./Hou.
Wins	12	12
Points/Game	18.3	16.3
Yards/Game	307.0	299.3
Pass YPG	217.3	194.5
Rush YPG	89.7	104.8
TO Margin	+4	-4

# RAVENS INFORMATION

## 2020 SCHEDULE / RESULTS

Date	Opponent	Time / Result
Sun. Sept. 13	Cleveland Browns	W, 38-6
Sun. Sept. 20	at Houston Texans	W, 33-16
Mon. Sept. 28	Kansas City Chiefs	L, 20-34
Sun. Oct. 4	at Washington Football Team	W, 31-17
Sun. Oct. 11	Cincinnati Bengals	W, 27-3
Sun. Oct. 18	at Philadelphia Eagles	W, 30-28
Sun. Oct. 25	Bye Week	
Sun. Nov. 1	Pittsburgh Steelers	L, 24-28
Sun. Nov. 8	at Indianapolis Colts	W, 24-10
Sun. Nov. 15	at New England Patriots	L, 17-23
Sun. Nov. 22	Tennessee Titans	1 p.m.
Thurs. Nov. 26	at Pittsburgh Steelers	8:20 p.m. (NBC)
Thurs. Dec. 3	Dallas Cowboys	8:20 p.m. (FOX/NFLN)
Mon. Dec. 14	at Cleveland Browns	8:15 p.m. (ESPN)
Sun. Dec. 20*	Jacksonville Jaguars	1 p.m.
Sun. Dec. 27*	New York Giants	1 p.m.
Sun. Jan. 3*	at Cincinnati Bengals	1 p.m.

\* Flexible Scheduling Games All Times Eastern

## NUMBERS TO RAVE ABOUT

**2** – Quarterbacks in NFL history (Lamar Jackson & Cam Newton) to produce at least 500 rushing yards in each of their first three pro seasons. (Jackson has 524 in 2020.)

**2** – NFL defenders (Ravens S Chuck Clark and rookie LB Patrick Queen) to register at least 2 FFs, 2 FRs and 1 defensive TD this season.

**21** – Consecutive games the Ravens had forced a turnover until their streak was snapped last Sunday at New England. The 21-game streak is the second longest in team history (28 games is the record).

**66** – Consecutive FGAs from 40 yards and in that K Justin Tucker has made. Tucker, the most accurate kicker of all time, has nailed 90.9% of his overall boots (281-of-309).

**164.0** – Rushing yards per game by the Ravens in 2020, ranking No. 2 in the NFL (Arizona is first at 168.9 ypg). Tennessee owns the NFL's sixth-best rushing attack at 148.7 ypg.

## RAVENS STRONG AT HOME IN NOVEMBER

Under John Harbaugh (since 2008), Baltimore is 22-5 at home in the month of November, ranking as the NFL's best such mark.

### NFL'S BEST HOME RECORDS IN NOVEMBER

(John Harbaugh Era / Since 2008)

Rk.	Team	Record	Pct.
1.	<b>Baltimore Ravens</b>	<b>22-5</b>	<b>.815</b>
2.	New England Patriots	17-4	.810
3.	Minnesota Vikings	18-5	.783
4.	New Orleans Saints	20-7	.741

## NO. 1 DEFENSE

X Entering Week 11, the Ravens rank No. 1 in the NFL in points allowed per game (18.3), forced fumbles (17) and fumble recoveries (10).

### POINTS ALLOWED PER GAME (2020 Season)

Rk.	Team	PPG Allowed
1.	<b>Baltimore Ravens</b>	<b>18.3</b>
2.	Los Angeles Rams	18.7
3.	Pittsburgh Steelers	19.0

### MOST FORCED FUMBLES (2020 Season)

Rk.	Team	Forced Fumbles
1.	<b>Baltimore Ravens</b>	<b>17</b>
2.	Buffalo Bills	11
3.	Chicago Bears	11

### MOST FUMBLE RECOVERIES (2020 Season)

Rk.	Team	Fumble Recov.
1.	<b>Baltimore Ravens</b>	<b>10</b>
2.	Buffalo Bills	9
3.	Carolina Panthers	8

## RAVENS 100 RUSHING STREAK

Since QB Lamar Jackson became the Ravens' starter in Week 11 of 2018, Baltimore has rushed for at least 100 yards in 32-straight games, marking the third-longest streak in NFL history.

### MOST CONSECUTIVE GAMES W/ 100+ RUSHING YARDS (NFL History)

Rk.	Team	Consec. Games	Season Span
1.	Pittsburgh Steelers	43	1974-77
2.	Buffalo Bills	37	1973-76
3.	<b>Baltimore Ravens</b>	<b>32</b>	<b>2018-present</b>
4.	Carolina Panthers	30	2014-16

## 2020 AFC NORTH STANDINGS

Team	W	L	T	Home	Road	Div.	Con.	PF	PA	Strk.
Pittsburgh	9	0	0	5-0	4-0	3-0	6-0	271	171	W9
<b>Baltimore</b>	<b>6</b>	<b>3</b>	<b>0</b>	<b>2-2</b>	<b>4-1</b>	<b>2-1</b>	<b>4-3</b>	<b>244</b>	<b>165</b>	<b>L1</b>
Cleveland	6	3	0	4-1	2-2	2-2	4-3	216	244	W1
Cincinnati	2	6	1	2-2	0-4-1	0-4	2-6	204	250	L1

## 2020 HONORS

- AFC Off. Player of the Week: Lamar Jackson (Week 1 vs. Cle.)
- AFC Def. Player of the Week: Patrick Queen (Week 5 vs. Cin.)
- AFC Def. Player of the Week: Calais Campbell (Week 6 at Phi.)

# RAVENS / TITANS INFORMATION

## 2020 NFL RANKINGS

### OFFENSE

Category	--Ravens--		--Titans--	
	Stats	Rank	Stats	Rank
Total Offense	348.1	22	374.6	11
Rush Offense	164.0	2	148.7	6
Pass Offense	184.1	31	225.9	24
Points Per Game	27.1	12	27.7	10
3rd-Down Off. %	43.6	11	44.9	9
4th-Down Off. %	58.3	17	66.7	10t
Red Zone Off. (TD%)	63.3	14t	76.5	2

### DEFENSE

Category	--Ravens--		--Titans--	
	Stats	Rank	Stats	Rank
Total Defense	323.0	8	398.1	25
Rush Defense	109.7	11	120.7	18
Pass Defense	213.3	7	277.4	28
Points Per Game	18.3	1	26.1	17
3rd-Down Def. %	33.6	2	53.2	31
4th-Down Def. %	40.0	6t	68.8	27t
Red Zone Def. (TD%)	76.2	32	74.3	28

### TEAM

Category	--Ravens--		--Titans--	
	Stats	Rank	Stats	Rank
Turnover Ratio	+3	9t	+10	1
Penalties	59	27t	49	12t
Penalty Yards	548	28	459	16

## SERIES HISTORY

- **Regular Season:** The series is tied, 10-10.
- **Postseason:** The series is tied, 2-2.
- **Under John Harbaugh:** 3-4 overall (1-1 in the playoffs).

Date	Location	Result	Attendance
09-15-96	Houston	Oilers, 29-13	20,082
12-22-96	Baltimore	Oilers, 24-21	52,704
09-21-97	Tennessee	Ravens, 36-10	17,737
12-14-97	Baltimore	Ravens, 21-19	60,558
10-11-98	Baltimore	Titans, 12-8	68,561
12-06-98	Tennessee	Titans, 16-14	31,124
10-10-99	Tennessee	Titans, 14-11	65,486
12-05-99	Baltimore	Ravens, 41-14	67,854
10-22-00	Baltimore	Titans, 16-14	68,490
11-12-00	Tennessee	Ravens, 24-23	69,200
01-07-01 <sup>^</sup>	Tennessee	Ravens, 24-10	68,527
10-07-01	Baltimore	Ravens, 26-7	69,494
11-12-01	Tennessee	Ravens, 16-10	68,798
11-24-02	Baltimore	Ravens, 13-12	69,365
01-03-04*	Baltimore	Titans, 20-17	69,452
09-18-05	Tennessee	Titans, 25-10	69,149
11-12-06	Tennessee	Ravens, 27-26	69,143
10-05-08	Baltimore	Titans, 13-10	71,131
01-10-09 <sup>^</sup>	Tennessee	Ravens, 13-10	69,143
09-18-11	Tennessee	Titans, 26-13	69,143
11-09-14	Baltimore	Ravens, 21-7	70,914
11-05-17	Tennessee	Titans, 23-20	67,322
10-14-18	Tennessee	Ravens, 21-0	64,441
01-11-20 <sup>^</sup>	Baltimore	Titans, 28-12	71,254

\* Wild Card Playoff    ^ Divisional Playoff

## 2020 RAVENS / TITANS LEADERS

### PASSING YARDS [TDs/INTs]

Lamar Jackson . . . 1,762 (14/5)	Ryan Tannehill . . . 2,128 (20/3)
Sam Koch . . . . . 15 (0/0)	

### RUSHING YARDS [AVG.]

Lamar Jackson . . . . . 524 (5.8)	Derrick Henry . . . . . 946 (4.7)
Gus Edwards . . . . . 370 (4.5)	Jeremy McNichols . . . 173 (6.7)
J.K. Dobbins . . . . . 310 (5.4)	Ryan Tannehill . . . . . 114 (4.8)

### RECEIVING YARDS [CATCHES]

Marquise Brown . . . . 431 (32)	A.J. Brown . . . . . 478 (32)
Mark Andrews . . . . . 358 (33)	Corey Davis . . . . . 436 (34)
Willie Snead IV . . . . . 356 (25)	Jonnu Smith . . . . . 318 (26)

### POINTS

Justin Tucker . . . . . 76	Stephen Gostkowski . . . . 61
Mark Andrews . . . . . 30	Derrick Henry . . . . . 48
Edwards/Jackson/Snead IV . . 18	Jonnu Smith . . . . . 42

### INTERCEPTIONS [YARDS]

Marcus Peters . . . . . 3 (17)	Butler/Hooker . . . . . 2 (N/A)
Marlon Humphrey . . . . . 1 (8)	5 Players Tied . . . . . 1 (N/A)

### SACKS [YARDS]

Yannick Ngakoue (LG) . . . 5 (26)	Harold Landry . . . . . 2.5 (20.5)
Calais Campbell . . . . . 4 (27.5)	Jones/Simmons . . . . . 2 (N/A)

### TACKLES

Patrick Queen . . . . . 61	Jayon Brown . . . . . 73
Chuck Clark . . . . . 52	Malcolm Butler . . . . . 59

### GROSS PUNTING [NET]

Sam Koch . . . . . 45.5 (43.0)	Ryan Allen . . . . . 50.5 (40.0)
--------------------------------	----------------------------------

### FIELD GOALS [PCT.]

Justin Tucker . . . . . 16/17 (94.1)	Stephen Gostkowski . . 12/20 (60.0)
--------------------------------------	-------------------------------------

### PUNT RETURN YARDS [AVG.]

James Proche II . . . . . 159 (8.8)	Kalif Raymond . . . . . 143 (8.4)
-------------------------------------	-----------------------------------

### KICKOFF RETURN YARDS [AVG.]

Devin Duvernay . . . . . 342 (31.1)	Kalif Raymond . . . . . 275 (18.3)
-------------------------------------	------------------------------------

## 2020 TALE OF THE TAPE

Category	Ravens	Titans
Record . . . . .	6-3	6-3
Best Streak . . . . .	Won 3	Won 5
Points Scored . . . . .	244	249
TDs Scored . . . . .	28	31
Rushing TDs Scored . . . . .	10	10
Passing TDs Scored . . . . .	14	20
TDs on Returns . . . . .	4	1
Points Against . . . . .	165	235
TDs Allowed . . . . .	21	30
Rushing TDs Allowed . . . . .	7	9
Passing TDs Allowed . . . . .	12	20
TDs on Returns Allowed . . . . .	2	1
Time of Poss. Avg. . . . .	31:30	27:52
KOR Avg. For . . . . .	31.0	18.6
KOR Avg. Against . . . . .	21.7	20.8
PR Avg. For . . . . .	8.8	8.4
PR Avg. Against . . . . .	5.0	11.6
Sacks . . . . .	25	11
Sacks Allowed . . . . .	23	13
Interceptions . . . . .	4	9
Interceptions Thrown . . . . .	6	3
Fumbles Lost/Recovered . . . . .	.5/10	1/5

# RAVENS / TITANS INFORMATION

## RAVENS / TITANS CONNECTIONS

### Franchise Connections

- Titans **LS Matthew Orzech** originally entered the NFL as an undrafted free agent with the Baltimore Ravens in 2019.
- Tennessee offensive line coach **Keith Carter** is the grandson of Pro Football Hall of Fame defensive end Gino Marchetti, who spent 13 years with the Baltimore Colts.

### Local Connections

- Ravens assistant head coach/pass coordinator/wide receivers **David Culley** is a Sparta, Tenn., native and formerly served as the quarterbacks/running backs coach at Middle Tennessee State (1982) and WRs coach at Tennessee-Chattanooga (1983).
- Ravens offensive line coach **Joe D'Alessandris** formerly served as Tennessee-Chattanooga's offensive coordinator & offensive line coach from 1986-89.
- Baltimore special teams coach **Randy Brown** formerly served as the special teams coordinator with Tennessee-Chattanooga. During his time (2003), the Mocs produced a school-record 1,336 yards on 65 KORs and set a single-game conference record with 259 KOR yards vs. Vanderbilt.
- Ravens defensive line coach **Joe Cullen** held the same role for the University of Memphis in 2001.
- Ravens RBs coach **Matt Weiss** attended Vanderbilt University, where he was a punter from 2001-02. He began his coaching career as an assistant at Smyrna (Tenn.) High School.
- Titans offensive coordinator **Arthur Smith** attended high school at Georgetown Prep in North Bethesda, Md.
- Tennessee strength & conditioning assistant **Brian Bell** formerly served as the head football strength & conditioning coach at his high school alma mater, DeMatha Catholic, in Hyattsville, Md.
- Baltimore **LS Morgan Cox** is a Collierville, Tenn., native and played collegiately at the University of Tennessee, appearing in 38 games in three seasons for the Vols.
- Ravens **DB/LB Anthony Levine Sr.** competed in 40 collegiate games at Tennessee State, totaling 129 tackles (80 solo), 5 INTs, 7 PD and 1 FR.
- Baltimore **CB Terrell Bonds** played four seasons at Tennessee State University (2014-17), appearing in 41 games and posting 95 tackles, 10 INTs (2 returned for TDs) and 20 PD.
- Ravens practice squad **WR Jaylon Moore** is a Memphis, Tenn., native and played collegiately at Tennessee-Martin, where he totaled 92 receptions for 1,492 yards and 18 TDs during his four seasons with the Skyhawks.
- Baltimore practice squad **S Nigel Warrior** played collegiately at the University of Tennessee, where he appeared in 49 games at safety for the Vols, collecting 239 tackles (144 solo), 7.5 TFL, 18 PD, 5 INTs, 1 sack and 3 FFs.
- Titans **CB Tye Smith** played collegiately at Towson University, where he recorded 5 career INTs and earned AP FCS All-American honors.

## 2020 SCHEDULE FACTS

During the NFL's 2020 regular season, the Baltimore Ravens are scheduled to play five primetime games, including two at home and three on the road.

- Baltimore hosted the reigning Super Bowl champion Kansas City Chiefs in Week 3 on Monday Night Football and will welcome the Dallas Cowboys to Charm City for a Thursday night showdown in Week 13.
- The Ravens' primetime road games include last Sunday's defeat at New England, a Thanksgiving night contest at Pittsburgh (Week 12) and a Monday night tilt at Cleveland (Week 14).
- Baltimore plays four primetime games during a five-week span (Weeks 10-14). This five-week slate includes three opponents (at New England, vs. Tennessee and vs. Dallas) that all made the playoffs during the 2019 season and two road divisional contests (at Pittsburgh and at Cleveland).
- The Ravens will play three-straight primetime games from Weeks 12-14: at Pittsburgh (Thanksgiving night), vs. Dallas (Thursday night) and at Cleveland (Monday night).
- Baltimore has not played five primetime regular season games since 2011, and 2020 marks just the second such instance in franchise history.
- Prior to 2020, the Ravens last hosted a Monday Night Football game in 2017 (vs. Houston). With the KC matchup, Baltimore has now played at home on Monday night just three times since head coach John Harbaugh's 2008 arrival. (The Ravens have been given 13 road Monday night games, including in 2020 on 12/14 at Cleveland, during Harbaugh's 13-year tenure.)

• In primetime home games during the John Harbaugh Era (since 2008), Baltimore has posted a 14-2 record, winning 12 of its last 13 contests. The Ravens are 7-0 at home on Thursday Night Football and 2-1 at home on Monday Night Football under Harbaugh.

## RAVENS RADIO BROADCASTS

- The Ravens' 2020 radio team features Gerry Sandusky, with former Ravens FB Femi Ayanbadejo and TE Dennis Pitta. (Each will join Sandusky in the booth for eight games.) Sandusky, WBAL-TV 11's sports director, delivers the play-by-play for the broadcast team, while Ayanbadejo and Pitta serve as color analysts.
- Games can be heard on 98Rock WIIY (97.9 FM), WBAL 1090 AM/101.5 FM, [baltimore Ravens.com](http://baltimore Ravens.com) and in the Ravens mobile app (when in Baltimore). The network broadcasts each game with 30 affiliates spanning five states – Maryland, Delaware, Kentucky, Pennsylvania and West Virginia – and Washington, D.C.
- Additionally, Ravens games can be heard in Spanish on WDCN La Nueva 87.7 FM in the D.C. area. Games are called by David Andrade and Gustavo Salazar, with Ximena Lugo-Latorre serving as reporter and producer.



# RAVENS WINNING WAYS

## TOP FRANCHISES / SINCE 2000

### TOTAL WINS

1. New England Patriots . . . 271
2. Pittsburgh Steelers . . . 229
3. Green Bay Packers . . . 217
4. Indianapolis Colts . . . 216
- 5. BALTIMORE RAVENS . . . 211**
6. Philadelphia Eagles . . . 207

### SUPER BOWL BERTHS

1. New England Patriots . . . 9
2. New York Giants . . . 3
- Pittsburgh Steelers . . . 3
- Seattle Seahawks . . . 3
- 5. BALTIMORE RAVENS . . . 2**
- Car., Den., Ind., Phi., SF . . 2

### SUPER BOWL TITLES

1. New England Patriots . . . 6
- 2. BALTIMORE RAVENS . . . 2**
- New York Giants . . . 2
- Pittsburgh Steelers . . . 2
- Den., GB, Ind., KC, . . . . . 1
- NO, Phi., Sea., TB . . . . . 1

### CONF. TITLE GAMES

1. New England Patriots . . 13
- Philadelphia Eagles . . . . 6
- Pittsburgh Steelers . . . . 6
- Green Bay Packers . . . . 5
- 5. BALTIMORE RAVENS . . . . 4**
- Ind. & SF . . . . . 4

### WINNING SEASONS

1. New England Patriots . . 19
2. Pittsburgh Steelers . . . . 16
- 3. Baltimore Ravens . . . . 14**
- Green Bay, Indy . . . . . 14
- Seattle . . . . . 14

### PLAYOFF BERTHS

1. New England Patriots . . 17
2. Green Bay Packers . . . . 14
- Indianapolis Colts . . . . 14
4. Philadelphia & Seattle . . 13
- 6. BALTIMORE & Pittsburgh . 12**

### PLAYOFF GAMES

1. New England Patriots . . 41
2. Green Bay, Indianapolis . . 26
- Philadelphia, Seattle . . . 26
- 6. BALTIMORE RAVENS . . . 25**
- Pittsburgh Steelers . . . . 25

### PLAYOFF WINS

1. New England Patriots . . 30
- 2. BALTIMORE RAVENS . . . 15**
- Pittsburgh Steelers . . . . 15
4. Philadelphia Eagles . . . 14
- Seattle Seahawks . . . . . 14

## TWO-TIME SUPER BOWL CHAMPS



In a magnificent effort showcasing thrilling performances by their defense, offense and special teams units, the Baltimore Ravens won Super Bowl XXXV with a 34-7 victory over the New York Giants. Allowing the Giants a meager 152 total net yards, New York's attack crossed midfield just twice, while Baltimore's "D" posted 4 INTs. LB Ray Lewis was named the game's MVP, capping an accolade-filled season in which he was also tabbed the NFL's Defensive Player of the Year.

Baltimore defeated San Francisco, 34-31, in Super Bowl XLVII, capturing the franchise's second World Championship. After an amazing first-half performance, the Ravens took a commanding 28-6 lead. But following a bizarre, 34-minute power outage that halted play, the 49ers stormed back into contention. Clinging to a 34-29 edge late in the game, the Ravens stood firm on a pivotal goal-line stand, jamming SF on four-straight plays inside the 7-yard line. QB Joe Flacco was named the game's MVP.

## PLAYOFF PERFORMERS

### FRANCHISE PLAYOFF WINNING PERCENTAGES (Since 1970 Merger)

Rk.	Team	Record	Pct.
1.	New England Patriots*****	36-20	.643
2.	New York Giants****	20-12	.625
3.	San Francisco 49ers*****	32-20	.615
4.	<b>Baltimore Ravens**</b>	<b>15-10</b>	<b>.600</b>
	Pittsburgh Steelers*****	36-24	.600

\* Number of Super Bowl Titles

## JOHN HARBAUGH ERA [SINCE 2008]

### PLAYOFF BERTHS

1. New England Patriots . . 11
2. Green Bay Packers . . . . 9
- 3. BALTIMORE RAVENS . . . . 8**
- Seattle Seahawks . . . . . 8
5. Indianapolis Colts . . . . 7
- Kansas City Chiefs . . . . 7
- New Orleans Saints . . . . 7
- Philadelphia Eagles . . . . 7
- Pittsburgh Steelers . . . . 7

### TOTAL WINS

1. New England Patriots . . 166
2. Pittsburgh Steelers . . . 140
3. Green Bay Packers . . . 136
4. New Orleans Saints . . . 135
- 5. BALTIMORE RAVENS . . . 134**
6. Seattle Seahawks . . . . 125
7. Indianapolis Colts . . . 120
8. Philadelphia Eagles . . . 116
- Atlanta Falcons . . . . . 116

### PLAYOFF WINS

1. New England Patriots . . 16
- 2. BALTIMORE RAVENS . . . 10**
- Green Bay Packers . . . . 10
- Seattle Seahawks . . . . . 10
5. Pittsburgh Steelers . . . . 8

### PLAYOFF GAMES

1. New England Patriots . . 24
2. Green Bay Packers . . . . 18
- 3. BALTIMORE RAVENS . . . 17**
- Seattle Seahawks . . . . . 17
5. Pittsburgh Steelers . . . . 14

### AFC TITLE GAMES

1. New England Patriots . . 8
- 2. BALTIMORE RAVENS . . . 3**
- Pittsburgh Steelers . . . . 3
4. Denver Broncos . . . . . 2
- Indianapolis Colts . . . . 2
- KC Chiefs, NY Jets . . . . . 2

### PLAYOFF ROAD WINS

- 1. BALTIMORE RAVENS . . . . 7**
2. Green Bay Packers . . . . 5
3. New York Jets . . . . . 4
4. Philadelphia Eagles . . . . 3
- SF 49ers, Sea. Seahawks . . 3
- Tennessee Titans . . . . . 3

### REG. SEASON WINS

1. New England Patriots . . 150
2. Pittsburgh Steelers . . . 132
3. New Orleans Saints . . . 128
4. Green Bay Packers . . . 126
- 5. BALTIMORE RAVENS . . . 124**
6. Seattle Seahawks . . . . 115
7. Indianapolis Colts . . . 114

### REG. SEASON HOME WINS

1. New England Patriots . . 85
- 2. BALTIMORE RAVENS . . . 74**
- Green Bay Packers . . . . 74
4. Pittsburgh Steelers . . . . 73
5. New Orleans Saints . . . 71
6. Seattle Seahawks . . . . 67
7. Minnesota Vikings . . . . 66

## SUPER BOWL SUCCESS

The Baltimore Ravens are one of four franchises (New England, NY Giants and Pittsburgh) to win multiple Super Bowls since 2000.

# HEAD COACH JOHN HARBAUGH

## ALL-TIME RAVENS COACHING RECORDS

John Harbaugh is the third head coach in Baltimore Ravens history. He is the franchise's all-time winningest coach (134 total victories).

Coach	Seasons	Reg. Season	Playoffs	Total
<b>John Harbaugh</b>	<b>2008-20</b>	<b>124-77</b>	<b>10-7</b>	<b>134-84</b>
Brian Billick	1999-2007	80-64	5-3	85-67
Ted Marchibroda	1996-98	16-31-1	n/a	16-31-1

**SUPER BOWL  
CHAMPION**

**2019 NFL  
COACH OF  
THE YEAR**



## HARBAUGH COACHING RECORDS (2008-20)

- Overall Career Record . . . 134-84
- Regular Season Record . . . 124-77
- at Home . . . . . 74-26
- on Road . . . . . 50-51
- vs. AFC . . . . . 93-58
- vs. AFC North . . . . . 47-28
- vs. NFC . . . . . 31-19
- Playoffs Record . . . . . 10-7
- Home Playoff Games . . . . . 2-2
- Road Playoff Games . . . . . 7-5
- Super Bowl Record . . . . . 1-0
- vs. Ten. (incl. playoffs) . . . . . 3-4

## RAVENS WINS UNDER HARBAUGH

### TOTAL NFL WINS / INCLUDING PLAYOFFS / SINCE 2008

Rk.	Team	Total Wins
1.	New England Patriots	166
2.	Pittsburgh Steelers	140
3.	Green Bay Packers	136
4.	New Orleans Saints	135
5.	<b>Baltimore Ravens</b>	<b>134</b>

## HARBS' RAVENS TENURE

Year	Record	Playoffs (Result)
2020	6-3	n/a
2019	14-2	0-1 (No. 1 Seed / Advanced to Div. Round)
2018	10-6	0-1 (Advanced to Wild Card Round)
2017	9-7	No Playoff Berth
2016	8-8	No Playoff Berth
2015	5-11	No Playoff Berth
2014	10-6	1-1 (Advanced to Divisional Round)
2013	8-8	No Playoff Berth
2012	10-6	4-0 (Won Super Bowl XLVII)
2011	12-4	1-1 (Advanced to AFC Championship)
2010	12-4	1-1 (Advanced to Divisional Round)
2009	9-7	1-1 (Advanced to Divisional Round)
2008	11-5	2-1 (Advanced to AFC Championship)

## AN ELITE GROUP

### MOST PLAYOFF WINS BY A COACH / FIRST 12 SEASONS / ALL TIME

Coach (Team)	Playoff Wins	Seasons
Joe Gibbs (Was.)	16	1981-92
Chuck Noll (Pit.)	14	1969-80
Bill Belichick (Cle. & NE)	13	1991-95, 2000-06
<b>John Harbaugh (Bal.)</b>	<b>10</b>	<b>2008-19</b>
Pete Carroll (NYJ, NE & Sea.)	10	1994, 1997-98, 2010-17
Mike McCarthy (GB)	10	2006-17
Bill Parcells (NYG)	10	1983-90, 1993-96
Andy Reid (Phi.)	10	1999-2010
George Seifert (SF & Car.)	10	1989-96, 1999-2001
Don Shula (Bal. & Mia.)	10	1963-74
Bill Walsh (SF)	10	1979-88

## HARBAUGH FAST FACTS

In 2019, John Harbaugh became the first Ravens coach ever to win *The Associated Press* NFL Coach of the Year Award. Harbaugh has led the Ravens to a playoff berth in eight (2008-12, 2014 & 2018-19) of his 12 seasons, and in 2012, captured the franchise's second Super Bowl title.

Here are several more Harbaugh quick hits:

- In 2019, the Ravens posted a franchise-best 14-2 record. Baltimore won a team-record 12-straight games to close out the regular season, also earning the franchise's first-ever No. 1 playoff seed.
- Coach Harbaugh has led the Ravens to four AFC North Division titles (2011-12, 2018-19).
- Under Harbaugh, Baltimore is one of four NFL teams (NE, GB & Sea.) to earn a playoff berth in eight of the past 12 seasons.
- The Ravens' 10 playoff wins since 2008 tie (GB & Sea.) for second most in the NFL (New England - 16).
- Under "Harbs," the Ravens have secured an appearance in three AFC Championship games (2008, 2011 & 2012).
- "Harbs" is the only head coach in NFL history to win a playoff game in each of his first four and five seasons.
- John and his brother, Jim (formerly of the 49ers), are the only head coaches to advance to three conference title games in the first five years as NFL bosses.
- Harbaugh is the only coach in NFL history to win a playoff game in six of the first seven seasons of a coaching career.
- In 2012, Harbaugh became the third coach (with Bill Cowher & Chuck Knox) since the 1970 merger to guide his team to the playoffs in each of his first five seasons.
- With the Ravens' 2014 playoff berth, Harbaugh became one of eight coaches in NFL history to make the postseason in six of their first seven seasons coaching.
- Harbaugh, Tom Landry (Dal.) and Tom Coughlin (Jax./NYG) own the most road playoff wins (7) by a HC in NFL history.

# HEAD COACH JOHN HARBAUGH

## ACTIVE HEAD COACH WINNING PERCENTAGE

Baltimore Ravens head coach John Harbaugh owns the fifth-best winning percentage (.615) among active coaches (min. 75 games), compiling a strong 134-84 record (including playoffs).

## ACTIVE HEAD COACHES / CAREER WINNING PERCENTAGE (Totals Include Regular Season and Playoff Games / Min. 75 Games)

Rk.	Coach	Team	Seasons	Record	Pct.
1.	Bill Belichick	Cle./NE	1991-95, 2000-20	308-144	.681
2.	Mike Tomlin	Steelers	2007-20	150-81-1	.649
3.	Sean Payton	Saints	2006-20	146-86	.629
4.	Andy Reid	Phi./KC	1999-2020	230-143-1	.616
<b>5.</b>	<b>John Harbaugh</b>	<b>Ravens</b>	<b>2008-20</b>	<b>134-84</b>	<b>.615</b>
6.	Mike McCarthy	GB/Dal.	2006-18, 2020	137-92-2	.597
7.	Pete Carroll	NYJ/NE/Sea.	'94, '97-99, '10-20	150-102-1	.595

## HARBS' REG. SEASON TRENDS

On grass	62-38
Artificial turf	62-39
September	29-15
October	23-25
November	37-15
December	32-20
January	3-2
Leading at halftime	102-19
Leading after 3 quarters	110-16
When scoring first	92-27
Positive or even turnover ratio	99-32
Scoring 20 or more points	107-36
Scoring 30 or more points	49-5
Totaling 350 or more net yards	71-30
Rushing for 150 or more yards	48-11
Holding opp. under 250 net yards	45-7
Holding opp. under 21 points	102-15
Holding opp. under 15 points	70-7

## POSTSEASON SUCCESS: ACTIVE COACHES

### PLAYOFFS WIN PERCENTAGE (Min. 6 Games)

Rk.	Coach	Rec.	Pct.
1.	Bill Belichick	31-12	.721
2.	Doug Pederson	4-2	.667
<b>3.</b>	<b>John Harbaugh</b>	<b>10-7</b>	<b>.588</b>
4.	Jon Gruden	5-4	.556
	Mike McCarthy	10-8	.556
6.	Pete Carroll	11-9	.550

### SUPER BOWL TITLES

1.	Bill Belichick	6
<b>2.</b>	<b>John Harbaugh</b>	<b>1</b>
	Pete Carroll	1
	Jon Gruden	1
	Sean Payton	1
	Doug Pederson	1
	Andy Reid	1
	Mike Tomlin	1

## HARBAUGH'S CAREER STOPS

Team	Position	Years
<b>Baltimore Ravens</b>	<b>Head Coach</b>	<b>2008-20</b>
Philadelphia Eagles	Secondary	2007
Philadelphia Eagles	Special Teams Coord.	1998-2006
Indiana University	DBs/Special Teams Coord.	1997
University of Cincinnati	Assistant Head Coach	1995-96
University of Cincinnati	TEs/OLBs/RBs/Special Teams	1989-94
Morehead State	DBs/ST Coord./S&C Coach	1988
University of Pittsburgh	Tight Ends	1987
Western Michigan	Graduate Assistant	1984-86

## RAVENS UNDER HARBAUGH: SINCE 2008

<b>3</b>	<b>7</b>	<b>8</b>	<b>10</b>	<b>74</b>	<b>134</b>
<b>AFC TITLE GAMES</b> 2nd Most, tied, Pit.	<b>ROAD PLAYOFF WINS</b> NFL High	<b>PLAYOFF BERTHS</b> 3rd Most, tied, Sea.	<b>PLAYOFF WINS</b> 2nd Most, tied, GB & Sea.	<b>WINS AT HOME</b> 2nd Most, tied, GB	<b>TOTAL VICTORIES</b> 5th Most,

**Coach Harbaugh Leads Ravens to 6-3 Start in 2020:**

**The Ravens are 6-3 for the sixth time in team history**

**(2001, 2004, 2008, 2010 & 2011). Additionally, Baltimore has won 18 of its last 21 overall regular season games since Week 5 of 2019.**



# RAVENS SPECIAL TEAMS NOTES

## A RICH HISTORY OF SPECIAL TEAMS

Following the retirement of longtime ST coordinator Jerry Rosburg, Chris Horton took over as the Ravens' special teams coach in 2019. Horton, who served as Rosburg's assistant for three seasons (2016-18), leads the standout special teams battery.

### SIX PRO BOWLERS

• Six Ravens have earned 10 combined Pro Bowl honors during the John Harbaugh Era (since 2008): ST Brendon Ayanbadejo (2008), K Billy Cundiff (2010), RS Jacoby Jones (2012), K Justin Tucker (2013, 2016 & 2019), LS Morgan Cox (2015, 2016 & 2019) and P Sam Koch (2015).

### PRIME KICKER & PUNTER

• Three-time Pro Bowl K Justin Tucker, who the Ravens signed as a rookie free agent, owns the NFL's most FGs (280) since entering the NFL in 2012. With a 90.9% career success mark, "Tuck" is the most accurate kicker in league history (281-of-309 on FGAs). Earning his first Pro Bowl nod in 2015, P Sam Koch's 46.7 gross average ranked No. 9 in the NFL that season, while his 42.9 net average was No. 2. In 2017, Koch led the NFL in both punts inside the 10 (16) and the 20 (a franchise-record 40).

### RAVENS' PUNT RETURN MEN SOAR

• Dating back to 2011, six different Ravens have returned punts for touchdowns: WR Michael Campanaro, WR Kaelin Clay, WR Tandon Doss, CB Cyrus Jones, WR Jacoby Jones and DB Lardarius Webb.

### DUVERNAY CONTINUES ROOKIE KOR-TD TREND

• In Week 3 vs. KC, rookie WR Devin Duvernay produced a 93-yard KOR-TD. It marked the NFL's first KOR-TD of 2020 and was the Ravens' sixth KOR-TD since 2011, tied with KC for the NFL's second most. Only the Vikings (7) have produced more KOR-TDs dating back to 2011. Duvernay became the fifth rookie in Ravens history to return a kickoff for a TD: Patrick Johnson (1998), Yamon Figurs (2007), Lardarius Webb (2009) and David Reed (2010).

## BALTIMORE BLOCK PARTY

Since 2014, the Ravens own the NFL's fourth-most (tied) blocked kicks (15), including an NFL-high 4 (tied) in 2016.

### BLOCKED KICKS / SINCE 2014


Rk.	Team	Blocks
1.	New England	19
2.	Philadelphia	18
3.	Denver & Miami	16
4.	Baltimore	15

### MOST BLOCKED KICKS (2016 Season)

Rk.	Team	Blocks
1.	Baltimore	4
	Miami	4
3.	Five Teams	3

### RAVENS' 15 BLOCKS: BREAKDOWN (SINCE 2014)

Total Blocks	15	1st Qtr.	4	When Losing	8
FG Blocks	9	2nd Qtr.	2	When Winning	5
PAT Blocks	3	3rd Qtr.	3	When Tied	2
Punt Blocks	3	4th Qtr.	6	Record	11-4



Tucker FGs Made  
NFL's Most Since '12

Tucker Points Scored  
NFL's Most Since 2012

Tucker Career FG %  
Best in NFL History

6

6

12

Ravens KOR-TDs  
NFL's 2nd Most Since '11  
(tied with KC)

Ravens PR-TDs  
NFL's 2nd Most Since '11  
(tied with Chi. & Det.)

Ravens Total Ret. TDs  
NFL's 2nd Most Since '11  
(tied with Min.)

## SEVEN STRAIGHT IN TOP 6

From 2012-18, in the annual special teams report from senior NFL writer Rick Gosselin, Baltimore ranked in the NFL's Top 6 for seven-straight seasons. (Gosselin's report is recognized by NFL teams as a special teams measuring stick.)

### RAVENS SPECIAL TEAMS RANKINGS IN RICK GOSSELIN'S ANNUAL REPORT (2012-18 Seasons)

Season	Ranking
2018	6th
2017	4th
2016	5th
2015	1st
2014	5th
2013	5th
2012	2nd

No other NFL team was in the Top 6 (or even the Top 10) in each season from 2012-18.

## TOP KOR AVERAGE

Since 2008, when John Harbaugh became the Ravens' head coach, Baltimore owns the NFL's No. 1 KOR average (24.9).

### NFL KICKOFF RETURN AVERAGE (Since 2008 / Harbaugh's Baltimore Tenure)

Rk.	Team	KOR	Yards	Avg.	Long	TDs
1.	Baltimore Ravens	515	12,835	24.9	108t	8
2.	Minnesota Vikings	561	13,644	24.3	109t	10
3.	New Orleans Saints	470	11,144	23.7	106t	2



# RAVENS OFFENSIVE NOTES

## 2019 NFL ASSISTANT COACH OF THE YEAR

In his first season (2019) as the Ravens' offensive coordinator, Greg Roman led Baltimore's attack to record-setting heights, ultimately earning him 2019 NFL Assistant of Coach of the Year honors. (Following the 2018 season, the Ravens elevated Greg Roman to offensive coordinator.) Roman is a 22-year NFL coaching veteran who spent 2018 as the team's assistant HC/TEs coach. He joined John Harbaugh's staff in 2017 as a senior offensive assistant/TEs.

## 2019 ASSISTANT COACH OF THE YEAR



## 2019: A YEAR OF TEAM RECORDS

In 2019, Baltimore shattered single-season franchise records in total touchdowns (64), points (531), total net yards (6,521), rushing yards (3,296) and first downs (386).

TOTAL TDs		POINTS		NET YARDS		RUSHING YARDS					
Rk.	Year	TDs	Rk.	Year	Points	Rk.	Year	Yards	Rk.	Year	Yards
1.	2019	64	1.	2019	531	1.	2019	6,521	1.	2019	3,296
2.	2009	47	2.	2014	409	2.	2018	5,999	2.	2003	2,674
3.	2014	46	3.	2012	398	3.	2014	5,838	3.	2018	2,441

## SINGLE-GAME RECORDS SET IN 2019

On 9/8/19 at Miami, the Ravens established team records for most points (59) and yards (643) in a game, beating the Dolphins 59-10.

### MOST TOTAL NET YARDS / RAVENS SINGLE-GAME HISTORY

Rk.	Yards	Date/Opp.	Result
1.	643	9/8/19 at Mia.	W, 59-10
2.	553	9/25/11 at STL	W, 37-7
3.	548	12/13/09 vs. Det.	W, 48-3

### MOST POINTS / RAVENS SINGLE-GAME HISTORY

Rk.	Points	Date/Opp.	Result
1.	59	9/8/19 at Mia.	W, 59-10
2.	55	11/11/12 vs. Oak.	W, 55-20
3.	49	11/10/19 at Cin.	W, 49-13

Two of Baltimore's Top 3 all-time scoring outputs occurred in 2019.

## 200-YARD RUSHING OUTPUTS

Since QB Lamar Jackson became Baltimore's starter in Week 11 of 2019, the Ravens have rushed for at least 200 yards in 16 games.

### MOST 200-YARD RUSHING OUTPUTS (Since Lamar Jackson's First NFL Start on 11/18/18)

Rk.	Team	200-Yard Rush Games
1.	Baltimore Ravens	16
2.	Tennessee Titans	7
3.	Minnesota Vikings	6

## RAVENS RUN GAME FAST FACTS

- Under John Harbaugh, when rushing for at least 125 yards, the Ravens have produced a 72-16 record. Baltimore is 48-11 when rushing for at least 150 yards and 24-3 when tallying at least 200 under "Harbs."
- Four of the Ravens' all-time Top 11 rushing outputs occurred in 2019: 285 at LAR (5th), 269 vs. Cin. (7th), 265 at Mia. (9th) & 263 vs. Hou. (11th).
- In 2019, Baltimore set a new NFL single-season rushing record (3,296 yards), topping the 1978 Patriots' mark of 3,165. The Ravens' 5.53 rushing average also set a new 16-game NFL single-season record.
- The 2019 Ravens (nine) became the first team since the 1978 Patriots (11) with at least nine games of 200-or-more rushing yards in a season.

## 20 / 100 STREAK IS BEST EVER

From Week 11 of 2018, when QB Lamar Jackson became the Ravens' starter, through Week 9 of 2020, Baltimore scored 20-plus points and rushed for at least 100 yards in 31-straight games. That mark, by far, is the NFL's longest such streak ever.

### CONSECUTIVE GAMES W/ 20+ POINTS & 100 RUSH YARDS (NFL History)

Rk.	Team	Dates	Consec. Games
1.	Baltimore	11/18/2018-11/8/20	31
2.	Carolina	12/28/2014-12/20/2015	15
3.	San Fran.	11/1/1953-11/7/1954	14

## RAVENS SET NFL RECORD

From Week 11 of 2018, when QB Lamar Jackson became the Ravens' starter, through Week 9 of 2020, Baltimore scored 20+ points in 31-straight regular season games, marking the longest streak in NFL history.

### CONSECUTIVE GAMES SCORING 20+ POINTS (NFL History)

Rk.	Team	Dates	Consec. Games Scoring 20+
1.	Baltimore	11/18/2018-11/2/20	31
2.	Denver	12/2/2012-11/9/2014	30
3.	St. Louis	9/12/1999-11/26/2000	28

## MOST RUSHING YARDS 16-GAME NFL SINGLE-SEASON HISTORY

Rk.	Team (Year)	Yards	Avg.	Att.
1.	Baltimore (2019)	3,296	5.53	596
2.	New England (1978)	3,165	4.72	671
3.	Kansas City (1978)	2,986	4.50	663
4.	Chicago (1984)	2,974	4.41	674
5.	Atlanta (2006)	2,939	5.47	537

# RAVENS DEFENSIVE NOTES

## WINK IS THE D.C.

In his first year (2018) as Baltimore's D.C., Don "Wink" Martindale led the Ravens' unit to a No. 1-overall ranking, allowing an NFL-best 292.9 yards per game. Baltimore also permitted the league's second-fewest points per game (17.9), just behind Chicago's 17.7. For his coaching efforts, Martindale was recognized by *SI/MMQB* as the Assistant Coach of the Year and was the *AP* NFL runner-up (then-Bears' DC Vic Fangio) for the same award.

In 2019, Martindale led the Ravens' unit to strong rankings once again, finishing No. 3 in scoring defense (17.6 ppg) and No. 4 in total defense (300.6 ypg).



## 2020 "D" NUMBERS TO RAVE ABOUT

**1** – NFL defender (Ravens rookie LB Patrick Queen) to register at least 60 tackles, 5 TFL, 2 FFs and 2 FRs, entering Week 11.

**4** – An NFL-high (tied, Cleveland DE Myles Garrett) FFs by CB Marlon Humphrey. Two of Humphrey's FFs have led to FR-TD returns by the Ravens.

**5** – Takeaways (3 INTs & 2 FRs) by CB Marcus Peters, tying two players for the league's second most, entering Week 11.

**13** – Different Ravens to record at least a half-sack. Of Baltimore's 25 sacks, an NFL-high 8.5 have come from defensive backs. (Seattle is second best with 5.5 such sacks.)

**14** – Takeaways by Baltimore's defense entering Week 11, tying several teams for the NFL's seventh most.

**19** – Sacks by Baltimore's defense in the past six games (4-2 record). Baltimore has also racked up 51 QB hits in those contests.

**74** – QB hits by the Ravens' defense, tying (Phi.) for the NFL's second most, entering Week 11. Pittsburgh (92) ranks first.

## BALTIMORE: THE SHUTOUT CITY

Since 2017, 23 shutouts have been pitched by defenses throughout the NFL. Of those, a league-high 4 have come courtesy of the Ravens.

MOST SHUTOUTS (Since 1996 / Ravens' Inception)		MOST SHUTOUTS (Since 2017)	
Rk.	Team	Rk.	Team
1.	Baltimore Ravens	1.	Baltimore Ravens
2.	New England Patriots	2.	Den. / Jax.
	San Francisco 49ers		LAR / NE

## RAVENS ALL-TIME "D" COORDINATORS

Don Martindale joined a long line of great Ravens defensive coordinators, four of whom have gone on to become NFL head coaches: Marvin Lewis (1996-2001), Mike Nolan (2002-04), Rex Ryan (2005-08) and Chuck Pagano (2011).

Don Martindale (2018-20)	Rex Ryan (2005-08)
Dean Pees (2012-17)*	Mike Nolan (2002-04)
Chuck Pagano (2011)	Marvin Lewis (1996-2001)*
Greg Mattison (2009-10)	* Super Bowl-winning DC

## 2020 RANKINGS

### SCORING DEFENSE

Rk.	Team	PPG
1.	Baltimore	18.3
2.	LA Rams	18.7
3.	Pittsburgh	19.0
4.	Indianapolis	19.7
5.	Miami	20.2

### THIRD-DOWN DEFENSE

Rk.	Team	Pct.
1.	Chicago	33.3
2.	Baltimore	33.6
3.	Miami	33.9

## MOST D-TDs / SINCE 2018

Rk.	Team	D-TDs
1.	Baltimore	12
2.	Kansas City	9
	New England	9
	New York Jets	9

*In 2019, Baltimore tied (TB) for the NFL lead with 6 defensive TDs (3 INTs & 3 FRs). Since Don Martindale was named defensive coordinator in 2018, Baltimore has produced an NFL-best 12 D-TDs, including 3 FR-TDs (L.J. Fort, Patrick Queen & Chuck Clark) this year.*

## RAVENS "D" UNDER HARBAUGH

Don Martindale leads a defensive unit that, during the John Harbaugh Era (2008-20), has been superb.

### POINTS PER GAME ALLOWED

1.	Baltimore	18.9
2.	Pittsburgh	19.1
3.	New England	19.2

### TOTAL NET YARDS ALLOWED

1.	Pittsburgh	308.9
2.	Baltimore	314.6
3.	NY Jets	327.5

### RUSHING YARDS ALLOWED

1.	Pittsburgh	95.7
2.	Baltimore	97.1
3.	NY Jets	102.8

### SCRIMMAGE TDs ALLOWED

1.	Baltimore	372
2.	Pittsburgh	390
3.	New England	410

### OPPONENT PASSER RATING

1.	Baltimore	79.7
2.	Buffalo	81.5
3.	Pittsburgh	82.3

### THIRD-DOWN DEFENSE

1.	Baltimore	36.0
2.	Denver	36.5
3.	Philadelphia	37.0

## SACK CITY, USA

In 2018's Week 6 win at the Titans, Baltimore racked up a franchise-best 11 sacks, tying for the second most by a team in league history. They also stand as the most in an NFL game since 2012 (SD, 11).

## MOST SINGLE-GAME SACKS RAVENS HISTORY

10/14/18 at Ten.	11
11/24/11 vs. SF.	9
11/26/06 vs. Pit.	9
11/16/97 vs. Phi.	9

# RAVENS PERSONNEL NOTES

## EVP & GM ERIC DECOSTA

Eric DeCosta has been with the franchise since Day One, first beginning as an intern during the inaugural 1996 season and then ascending to the personnel department's chief decision-maker in 2019. Prior to being named EVP/GM – succeeding the legendary Ozzie Newsome – DeCosta, 49, received GM interview offers annually from multiple teams in recent years. However, he never seriously considered leaving Baltimore, which has always aligned perfectly with what he envisioned to be his dream job.

Baltimore's active roster includes 15 players (listed below) who have earned Pro Bowl honors during their NFL careers. Additionally, the Ravens have six players on their roster who've garnered AP first-team All-Pro accolades.



**25TH  
RAVENS  
SEASON**

### MOST PRO BOWLERS ON A 2020 WEEK 1 NFL ROSTER

Rk.	Team	Pro Bowlers
1.	New Orleans . . . . .	16
2.	<b>Baltimore . . . . .</b>	<b>15</b>
3.	Chicago & Dallas . . . . .	14

- X Mark Andrews
- X Orlando Brown Jr.
- X Calais Campbell\*
- X Morgan Cox
- X Robert Griffin III
- X Marlon Humphrey\*
- X Mark Ingram II
- X Lamar Jackson\*

### MOST FIRST-TEAM ALL-PROS ON A 2020 WEEK 1 NFL ROSTER

Rk.	Team	1st All-Pros
1.	Chicago . . . . .	7
2.	<b>Baltimore . . . . .</b>	<b>6</b>
	Ari., KC, NO & TB . . . . .	6

- X Matthew Judon
  - X Sam Koch
  - X Marcus Peters\*
  - X Patrick Ricard
  - X Ronnie Stanley\*
  - X Justin Tucker\*
  - X Brandon Williams
- \* First-Team All-Pro

## FIRST-ROUND FINDS

The Ravens have tabbed 25 players in the first round. These picks have earned 64 combined Pro Bowls, multiple POTY Awards, an NFL MVP honor, two Super Bowl MVPs and three HOF selections.

### RAVENS ALL-TIME FIRST-ROUND DRAFT PICKS

Year	Name	Pick	Pro Bowls
1996	T Jonathan Ogden* –	4	11
1996	LB Ray Lewis* ++ ~ –	26	13
1997	LB Peter Boulware*	4	4
1998	CB Duane Starks*	10	
1999	CB Chris McAlister*	10	3
2000	RB Jamal Lewis*=	5	1
2000	WR Travis Taylor	10	
2001	TE Todd Heap*	31	2
2002	S Ed Reed*+ –	24	9
2003	OLB Terrell Suggs*+	10	7
2003	QB Kyle Boller	19	
2005	WR Mark Clayton*	22	
2006	DT Haloti Ngata*	12	5
2007	G Ben Grubbs*	29	2
2008	QB Joe Flacco^ ~	18	
2009	T Michael Oher*	23	
2011	CB Jimmy Smith	27	
2013	S Matt Elam	32	
2014	LB C.J. Mosley*	17	4
2015	WR Breshad Perriman	26	
2016	T Ronnie Stanley	6	1
2017	CB Marlon Humphrey	16	1
2018	TE Hayden Hurst	25	
2018	QB Lamar Jackson%	32	1
2019	WR Marquise Brown	25	
2020	LB Patrick Queen	28	

% NFL MVP    ~ Super Bowl MVP    + Defensive Player of the Year  
 = Offensive Player of the Year    – Pro Football Hall of Fame  
 \* All-Rookie Team    ^ NFL Rookie of the Year (Fan Vote)

Baltimore has drafted three players (Ogden, Lewis & Reed) who were selected to the Pro Football Hall of Fame. For Ogden & Lewis, it was the first time ever two players were drafted in the same round (1st in 1996) by a team and reached the HOF in their initial year of eligibility.

## HOMEGROWN PRO BOWLERS

Year Drafted (Rd.)	Name	Pro Bowls
1996 (1st)	LB Ray Lewis	13
1996 (1st)	T Jonathan Ogden	11
2002 (1st)	S Ed Reed	9
2007 (3rd)	<b>G Marshal Yanda</b>	<b>8</b>
2003 (1st)	OLB Terrell Suggs	7
2006 (1st)	DT Haloti Ngata	5
1997 (1st)	OLB Peter Boulware	4
2014 (1st)	LB C.J. Mosley	4
2015 (RFA)	<b>LS Morgan Cox #</b>	<b>3</b>
1999 (1st)	CB Chris McAlister	3
2008 (2nd)	RB Ray Rice	3
2012 (RFA)	<b>K Justin Tucker #</b>	<b>3</b>
2001 (1st)	TE Todd Heap	2
1996 (5th)	WR/RS Jermaine Lewis	2
2007 (4th)	FB Le'Ron McClain	2
2000 (6th)	OLB Adalius Thomas	2
2018 (3rd)	<b>TE Mark Andrews</b>	<b>1</b>
2018 (3rd)	<b>T Orlando Brown Jr.</b>	<b>1</b>
2007 (1st)	G Ben Grubbs	1
2017 (1st)	<b>CB Marlon Humphrey</b>	<b>1</b>
2018 (1st)	<b>QB Lamar Jackson</b>	<b>1</b>
2016 (5th)	<b>OLB Matthew Judon</b>	<b>1</b>
2013 (4th)	FB Kyle Juszczyk	1
2006 (6th)	P Sam Koch	1
2000 (1st)	RB Jamal Lewis	1
2017 (RFA)	<b>FB Patrick Ricard #</b>	<b>1</b>
2002 (RFA)	LB Bart Scott #	1
2016 (1st)	<b>T Ronnie Stanley</b>	<b>1</b>
2013 (3rd)	DT Brandon Williams	1

# Undrafted rookie free agent    **Bold indicates 2019 Pro Bowler**

**29**

Homegrown Ravens  
Pro Bowlers

**25**

Drafted Ravens  
To Earn Pro Bowl  
Honors

**4**

Undrafted Rookies  
To Earn Pro Bowl  
Honors

# RAVENS PERSONNEL NOTES

## RAVENS DRAFT SUCCESS ACROSS THE BOARD

- 1ST** → Jonathan Ogden ('96), Ray Lewis ('96), Peter Boulware ('97), Chris McAlister ('99), Jamal Lewis ('00), Todd Heap ('01), Ed Reed ('02), Terrell Suggs ('03), Haloti Ngata ('06), Joe Flacco ('08), Jimmy Smith ('11), C.J. Mosley ('14), Ronnie Stanley ('16), Marlon Humphrey ('17), Lamar Jackson ('18)
- 2ND** → Jamie Sharper ('97), Ray Rice ('08), Torrey Smith ('11), Courtney Upshaw ('12), Kelechi Osemele ('12), Timmy Jernigan ('14)
- 3RD** → Casey Rabach ('01), Marshal Yanda ('07), Lardarius Webb ('09), Brandon Williams ('13), Orlando Brown Jr. ('18), Mark Andrews ('18)
- 4TH** → Edwin Mulitalo ('99), Jarret Johnson ('03), Le'Ron McClain ('07), Dennis Pitta ('10), Kyle Juszczyk ('13), Za'Darius Smith ('15), Tavon Young ('16)
- 5TH** → Jermaine Lewis ('96), Dawan Landry ('06), Arthur Jones ('10), Pernell McPhee ('11), Rick Wagner ('13), Matthew Judon ('16)
- 6TH** → Adalius Thomas ('00), Chester Taylor ('02), Sam Koch ('06), Haruki Nakamura ('08), Tyrod Taylor ('11), Chuck Clark ('17), Bradley Bozeman ('18)
- 7TH** → DeAngelo Tyson ('12), Michael Campanaro ('14), Zach Sieler ('18)
- RFA** → Mike Flynn ('97), Priest Holmes ('97), Will Demps ('02), Bart Scott ('02), Ma'ake Kemoeatu ('02), Jameel McClain ('08), Dannell Ellerbe ('09), Morgan Cox ('10), Justin Tucker ('12), James Hurst ('14), Zach Orr ('14), Patrick Onwuasor ('16), Michael Pierce ('16), Matt Skura ('16), Patrick Ricard ('17), Gus Edwards ('18)

## RAVENS 20/20 CLUB

The Ravens' "20/20 Club" includes members of the personnel staff who started with as young assistants and grew into evaluators with more input. The term "20/20" refers to hiring 20-year-olds for \$20,000. But according to Ozzie Newsome: "The guys actually started when they were a little older than 20 and for more than \$20,000, but that's what we call them."

### RAVENS "20/20 CLUB" GRADUATES / CURRENT SCOUTS

Name	Joined Ravens	Current Title
George Kokinis	1991 (w/ Browns)	Dir. of Player Personnel
Eric DeCosta	1996	EVP & General Manager
Joe Hortiz	1998	Dir. of Player Personnel
Mark Azevedo	2005	Asst. Dir. of Col. & Pro Pers.
David Blackburn	2007	National Scout
Andrew Raphael	2013	Southeast Area Scout
Brandon Berning	2015	Midwest/SW Area Scout
Joey Cleary	2015	West Area Scout
Patrick Williams	2016	College & Pro Scout
Corey Frazier	2017	Pro Scout
"Q" Attenoukon	2017	College & Pro Scout
Patrick McDonough	2018	College & Pro Scout
Chas Stallard	2018	College & Pro Scout

## ALL-PRO DRAFT PICKS

The success the Ravens have had drafting standout players since their 1996 Baltimore arrival cannot be ignored. Over the past 24 years, led by **Ozzie Newsome** and now **Eric DeCosta**, the Ravens have drafted an NFL-best 15 players who went on to earn *AP* first-team All-Pro honors. When including undrafted rookie **K Justin Tucker**, Baltimore has produced 16 "homegrown" *AP* first-team All-Pro selections.

### MOST DRAFT CHOICES TO EARN AP FIRST-TEAM ALL-PRO (Since 1996 / Ravens Inception)

Rk.	Team	Players
1.	Baltimore Ravens	15
2.	Carolina Panthers	13
3.	Kansas City, New England & Tennessee	12

✗ Marlon Humphrey^ (1)	✗ Chris McAlister (1)	✗ Ed Reed (5)
✗ Lamar Jackson^ (1)	✗ Le'Ron McClain (1)	✗ Ronnie Stanley^ (1)
✗ Jamal Lewis (1)	✗ Haloti Ngata (2)	✗ Terrell Suggs (1)
✗ Jermaine Lewis (1)	✗ Jonathan Ogden (4)	✗ Adalius Thomas (1)
✗ Ray Lewis (7)	✗ Kelechi Osemele* (1)	✗ Marshal Yanda (2)

(1st-Team All-Pro) (\* w/ Raiders) (^ Current Raven)

## THE WIZARDRY OF OZ

Ozzie Newsome's legacy is unlike any the game has seen. Known throughout all of sports as a premier leader, Newsome is a Hall of Fame player, the architect of Baltimore's 2000 and 2012 Super Bowl championship teams and an elite evaluator who became the NFL's first African American GM. In 2019, his longtime top lieutenant, Eric DeCosta, took over as the Ravens' EVP & GM. However, Newsome maintains a significant role within the organization as its executive VP.

### OZZIE NEWSOME CAREER SNAPSHOT

- NFL's first African American General Manager (promoted in 2002)
- Architect of Ravens 2000 & 2012 Super Bowl Championship Teams
- NFL Executive of the Year (2000) • Pro Football Hall of Fame (class of 1999)
- State of Alabama Hall of Fame (class of 1995)
- National Football Foundation College Hall of Fame and NCAA Hall of Fame (class of 1994)
- 13-Year NFL Tight End with Browns (1978-90) • Three-Time Pro Bowler (1981, 1984-85)
- Four-Time Cleveland Touchdown Club Offensive Player of the Year
- Member of Three Major NFL Policy-Making Groups: Competition Committee, Diversity Committee & Player Care Foundation Board



# IRONMEN / TURNOVERS NOTES

## KOCH'S GAMES STREAK

P Sam Koch has played in 233 consecutive games, ranking as the NFL's third-longest streak among active players. Koch has never missed a game since being drafted by the Ravens in 2006.

### NFL CONSECUTIVE GAMES PLAYED / ACTIVE STREAKS

Rk.	Player	Games
1.	LS L.P. LaDouceur (Dal.) . . . . .	246
2.	QB Philip Rivers (Ind.) . . . . .	234
3.	<b>P Sam Koch (Bal.) . . . . .</b>	<b>233</b>
4.	K Mason Crosby (GB) . . . . .	217
5.	LS J.J. Jansen (Car.) . . . . .	186
6.	LS Don Muhlbach (Det.) . . . . .	171

## RAVENS IRONMEN

### RAVENS CONSECUTIVE GAMES PLAYED / ACTIVE STREAKS

Rk.	Player	Games
1.	Sam Koch	233
2.	Justin Tucker	137
3.	Morgan Cox	89

### RAVENS CONSECUTIVE GAMES PLAYED / ALL-TIME STREAKS

Rk.	Player	Games	Years
1.	<b>Sam Koch</b>	<b>233</b>	<b>2006-present</b>
2.	<b>Justin Tucker</b>	<b>137</b>	<b>2012-present</b>
3.	Jarret Johnson	129	2003-11
4.	Joe Flacco	122	2008-2015
5.	<b>Anthony Levine Sr.</b>	<b>117</b>	<b>2013-20</b>
6.	Peter Boulware	111	1997-2003

### RAVENS ALL-TIME GAMES PLAYED

Rk.	Player	Games	Years
1.	<b>Sam Koch</b>	<b>233</b>	<b>2006-present</b>
2.	Terrell Suggs	229	2003-18
3.	Ray Lewis	228	1996-2012
4.	Matt Stover	207	1996-2008
5.	Jonathan Ogden	177	1996-2007
	Marshal Yanda	177	2007-19
7.	Joe Flacco	163	2008-18
8.	Ed Reed	160	2002-12
9.	<b>Morgan Cox</b>	<b>159</b>	<b>2010-present</b>
10.	Jarret Johnson	143	2003-11
11.	<b>Justin Tucker</b>	<b>137</b>	<b>2012-present</b>
12.	Chris McAlister	135	1999-2008
	Haloti Ngata	135	2006-14
14.	Kelly Gregg	134	2001-10
15.	Mike Flynn	133	1998-2007
	Todd Heap	133	2001-10

## TWO DURABLE RAVENS

Among active NFL players, P Sam Koch (233) & K Justin Tucker (137) rank at or near the top of respective positions for current streaks of most consecutive games played.

### CONSECUTIVE GAMES PLAYED / CURRENT NFL STREAKS

PUNTERS		KICKERS	
1.	<b>Sam Koch (Bal.) . . . . .</b>	1.	Mason Crosby (GB) . . . . .
2.	Britton Colquitt (Min.) . . . . .	2.	<b>Justin Tucker (Bal.) . . . . .</b>
3.	Johnny Hekker (LAR) . . . . .	3.	Brandon McManus (Den.) . . . . .

## TURNOVER MARGIN SINCE 2008

Since John Harbaugh's 2008 Baltimore arrival, the Ravens have produced the NFL's fifth-best turnover differential (+56).

### NFL's TOP TURNOVER DIFFERENTIALS (Since 2008 / John Harbaugh Era)

Rk.	Team	Takeaways	Giveaways	Turnover Diff.
1.	New England	358	204	+154
2.	Green Bay	326	219	+107
3.	Kansas City	321	247	+74
4.	Seattle	330	259	+71
5.	<b>Baltimore</b>	<b>322</b>	<b>266</b>	<b>+56</b>
6.	Atlanta	296	263	+33

**Note:** The Ravens (+3) tie for ninth in the NFL in 2020.

## TURNOVER MARGIN AT HOME

Baltimore owns a +57 differential at home during the John Harbaugh Era, ranking as the league's fourth-best mark.

### NFL's TOP TURNOVER DIFFERENTIALS / AT HOME (Since 2008 / John Harbaugh Era)

Rk.	Team	Takeaways	Giveaways	Turnover Diff.
1.	Green Bay	183	98	+85
2.	New England	187	103	+84
3.	Seattle	177	119	+58
4.	<b>Baltimore</b>	<b>176</b>	<b>119</b>	<b>+57</b>

## TURNOVER TABLE SINCE 2000

Year	TA/TO	Plus/Minus	Record
2020	14/11	+3	6-3
2019	25/15	+10	14-2
2018	17/20	-3	10-6
2017	34/17	+17	9-7
2016	28/23	+5	8-8
2015	14/28	-14	5-11
2014	22/20	+2	10-6
2013	24/29	-5	8-8
2012	25/16	+9	10-6
2011	26/24	+2	12-4
2010	27/20	+7	12-4
2009	32/22	+10	9-7
2008	34/21	+13	11-5
2007	23/40	-17	5-11
2006	40/23	+17	13-3
2005	26/36	-10	6-10
2004	34/23	+11	9-7
2003	41/38	+3	10-6
2002	31/32	-1	7-9
2001	28/36	-8	10-6
2000	49/26	+23	12-4
<b>Total</b>	<b>594/520</b>	<b>+74</b>	<b>196-133</b>

## THE RAVENS ARE...

Since 2000, here are the Ravens' records in a game:  
 When turnover ratio is +2 or better . . . . . 87-5  
 When turnover ratio is +1 or better . . . . . 123-17  
 When turnover ratio is even . . . . . 38-26  
 When turnover ratio is negative . . . . . 33-88

# THAT M&T MAGIC

## HOME UNDER HARBS

Under John Harbaugh (since 2008) the Ravens own the NFL's third-best home winning percentage (.740), going 74-26 at M&T Bank Stadium.

### NFL'S BEST REGULAR SEASON HOME RECORDS (John Harbaugh Era / Since 2008)

Rk.	Team	Record	Pct.
1.	New England Patriots	85-16	.842
2.	Green Bay Packers	74-24-2	.750
3.	<b>Baltimore Ravens</b>	<b>74-26</b>	<b>.740</b>
4.	Pittsburgh Steelers	73-28	.723
5.	New Orleans Saints	71-30	.703

## RAVENS DEFEND THE BANK

The Ravens have been outstanding at home since they arrived in Baltimore. Below are their respective home records and corresponding NFL rankings during several periods.

### RAVENS HOME RECORDS / NFL RANKINGS

Time Period (Milestone)	Record	NFL Rank
Since 2010 (Past 10-Plus Seasons)	62-22	3
Since 2008 (John Harbaugh's Arrival)	74-26	3
Since 2000 (First Super Bowl Season)	120-44	2
Since 1998 (M&T Bank Stadium Opened)	128-52	3
Since 1996 (Team's Inception)	135-60-1	4

## HOME "D" UNDER HARBS [SINCE 2008]

<b>16.9</b>	<b>75.3</b>	<b>300.7</b>
POINTS ALLOWED PER GAME <i>[NFL'S BEST]</i>	OPPONENT PASSER RATING <i>[NFL'S BEST]</i>	YARDS ALLOWED PER GAME <i>[NFL'S BEST]</i>

Dating back to 2008, the Ravens have outscored opponents 2,553 to 1,685 at home. In their 74 wins during this span, the margin of victory has been 14.6 points per game.

The Ravens own a +868 point differential at home under John Harbaugh, ranking No. 2 in the NFL (NE is +1,190).

Baltimore is 36-0 under Harbaugh when allowing 12 points or fewer at home.

## HOME "D" DOMINANCE DATES WAY BACK

The Ravens' "D" has been stout at home for many seasons. Since 2003, Baltimore ranks at the top in several key categories:

### BEST NFL DEFENSES AT HOME / SINCE 2003

POINTS PER GAME (Fewest Allowed)	TOTAL DEFENSE (Fewest Yards Allowed)
1. Baltimore . . . . . 16.6	1. Baltimore . . . . . 294.9
2. New England . . . . . 17.0	2. Pittsburgh . . . . . 297.9
3. Pittsburgh . . . . . 18.2	3. NY Jets . . . . . 316.4

INTERCEPTIONS	DEFENSIVE TDS
1. New England . . . . . 171	1. Arizona . . . . . 32
2. Baltimore . . . . . 164	2. Baltimore . . . . . 31
3. Cincinnati . . . . . 163	3. Green Bay . . . . . 30
4. Green Bay . . . . . 162	4. Tennessee . . . . . 29

## HOME FAST FACTS

- Under John Harbaugh, the Ravens are 22-5 in November home games, producing the NFL's best such record. The Ravens have won 20 of their past 24 home games during the month.
- Under Harbaugh, the Ravens are 19-4 in September home games. The Ravens have won 22 of their past 26 home games in the month of September (dating back to 2006).
- The Ravens are 21-8 at home in the month of December under Harbaugh and 41-16 in such games during their history.
- Under Harbaugh (since 2008), Baltimore has gone 19-5 against NFC teams at M&T Bank Stadium, producing the best home record by an AFC squad vs. the "other" conference.
- Baltimore has won 22 of its last 27 home games vs. NFC teams.
- In their history, the Ravens have hosted 19 games when the temperature was below 40 degrees. Baltimore is 16-3 in such games.
- Baltimore is 8-2 at home in November against AFC North foes under Harbaugh. Overall under Harbaugh, the Ravens are 26-12 in home games played against AFC North foes.
- Baltimore has won 22 of its last 31 home games vs. AFC North foes.
- The Ravens are 17-4 at home all time against teams from the West Coast (Ari. - 3-1, Oak. - 6-1, LAC - 3-1, SF - 3-0 and Sea. - 2-1).

## BEST HOME DEFENSE

Baltimore has permitted an NFL-best 16.9 ppg at home during the John Harbaugh Era. Under "Harbs," the Ravens are 34-0 at home when allowing 10 points or fewer. In 22 of those games, the Ravens gave up no more than 7 points.

### FEWEST POINTS/GAME ALLOWED AT HOME (Since 2008 / John Harbaugh Era)

Rk.	Team	PPG
1.	<b>Baltimore</b>	<b>16.9</b>
2.	New England	18.1
3.	Pittsburgh	18.6



# ALL-TIME RESULTS / TRENDS

## RAVENS REGULAR SEASON RECORDS

	<b>Overall Record</b>	<b>Home</b>	<b>Away</b>
Overall	220-172-1	135-60-1	85-112
In M&T Bank Stadium (since 1998)	128-52	128-52	n/a
Coached by Ted Marchibroda	16-31-1	11-12-1	5-19
Coached by Brian Billick	80-64	50-22	30-42
Coached by John Harbaugh	124-77	74-26	50-51
vs. AFC Teams	164-133	100-50	64-83
vs. AFC North	65-46	39-18	26-28
vs. AFC Central (1996-2001)	26-28	13-14	13-14
vs. AFC East	27-21	19-5	8-16
vs. AFC South	21-17	13-5	8-12
vs. AFC West	25-21	16-8	9-13
vs. NFC Teams	56-39-1	35-10-1	21-29
vs. NFC North	8-8	6-2	2-6
vs. NFC Central (1996-2001)	3-5	3-1	0-4
vs. NFC East	15-9-1	9-2-1	7-7
vs. NFC South	12-8	6-4	6-4
vs. NFC West	18-9	12-1	6-8
On Monday Night Football	13-12	5-3	8-9
On Thursday Night Football	8-5	7-1	1-4
On Saturday	4-1	2-0	2-1
On Sunday Night Football	15-14	9-3	6-11
In Overtime	13-13-1	7-4-1	6-9
Ravens Shutout Wins	14-0	6-0	8-0
In Season Opener	14-11	9-4	5-7
Indoors	7-15	n/a	7-15
Note: Baltimore has played in Houston's Reliant/NRG Stadium six times (4-2), Indy's Lucas Oil Stadium three times (1-2), Dallas' Texas Stadium once (1-0) and Atlanta's Mercedes-Benz Stadium once (1-0). Four of those games at Reliant Stadium/NRG Stadium (12/13/10, 10/21/12, 12/21/14 & 9/20/20) came when the roof was closed, meaning those games were "indoors," while the other games listed are considered "outdoors" due to open roofs. One of these games at Lucas Oil Stadium (11/8/20) came when the roof was opened, deeming that an outdoor game.			
In August	0-1	0-1	0-0
In September	52-33	33-9	19-24
In October	42-52	21-20	21-32
In November	62-41-1	37-14-1	25-27
In December	59-41	41-16	18-25
In January	5-4	3-0	2-4

## RAVENS REGULAR SEASON RESULTS WHEN...

<b>Team</b>	<b>Since 2000</b>	<b>Since 2008</b>	<b>2020</b>
Record	196-133	124-77	6-3
vs. AFC North (since 2002)	65-46	47-28	2-1
vs. AFC	147-101	93-58	4-3
vs. NFC	49-32	31-19	2-0
Home	120-44	75-26	2-2
Away	76-89	50-51	4-1
On grass	100-74	62-38	4-2
Artificial turf	96-59	62-39	2-1
Outdoors	190-121	117-69	5-3
Indoors	6-12	5-7	1-0
September	44-26	29-15	2-1
October	39-41	23-25	3-0
November	57-29	37-15	1-2
December	51-34	32-20	0-0
January	5-3	3-2	0-0
Leading at halftime	157-25	102-19	5-1
Trailing at halftime	28-95	15-53	1-2
Tied at halftime	11-13	7-5	0-0
Tied after 3 quarters	5-7	3-3	0-0
Leading After 3 quarters	168-18	110-16	6-0
Trailing after 3 quarters	24-107	11-61	0-3
Decided by 7 points or fewer	78-74	47-50	1-2
Decided by 3 points or fewer	44-40	28-26	1-0
When scoring first	138-42	92-27	5-2
When not scoring first	59-91	32-50	1-1
Positive or even turnover ratio	163-44	99-32	5-1
Negative turnover ratio	33-89	25-45	1-2
Winning penalty ratio	86-54	55-28	3-0
Losing penalty ratio	94-68	57-40	3-3
Overtime	10-11	7-8	0-0
When returning a KOR for a TD	5-4	5-3	0-1
When returning a PR for a TD	9-3	5-1	0-0

<b>Offense</b>	<b>Since 2000</b>	<b>Since 2008</b>	<b>2020</b>
Scoring 20 or more points	158-51	107-36	6-2
Scoring 30 or more points	69-7	49-5	4-0
Having 20 or more first downs	95-53	73-34	2-1
Totaling 350 or more net yards	96-45	71-30	4-2
At least 35 minutes time of poss.	57-8	37-6	1-1
Rushing for 150 or more yards	73-19	48-11	3-2
When not throwing an INT	112-25	74-18	4-1
With a 100-yard rusher	66-23	38-10	1-1
Without a 100-yard rusher	130-110	86-67	5-2
With a 100-yard receiver	41-24	28-17	1-1
Without a 100-yard receiver	155-109	97-60	5-2
With a 300-yard passer	23-19	20-14	0-0
Without a 300-yard passer	173-114	104-63	6-3

<b>Defense</b>	<b>Since 2000</b>	<b>Since 2008</b>	<b>2020</b>
When scoring a defensive TD	52-7	30-5	3-0
When returning an INT for a TD	35-3	17-2	0-0
When returning a fumble for a TD	19-4	15-3	3-0
Recording 3 or more sacks	104-39	58-25	4-0
Holding opp. under 250 net yards	61-7	45-7	1-1
Holding opp. under 21 points	158-36	102-15	5-0
Holding opp. under 15 points	118-16	70-7	3-0
Allowing a 100-yard rusher	20-30	13-19	1-1
Not allowing a 100-yard rusher	175-104	111-58	5-2
Allowing a 100-yard receiver	39-41	22-25	1-0
Not allowing a 100-yard receiver	158-91	102-52	5-3
Allowing a 300-yard passer	25-30	17-22	1-1
Not allowing a 300-yard passer	170-103	107-55	5-2

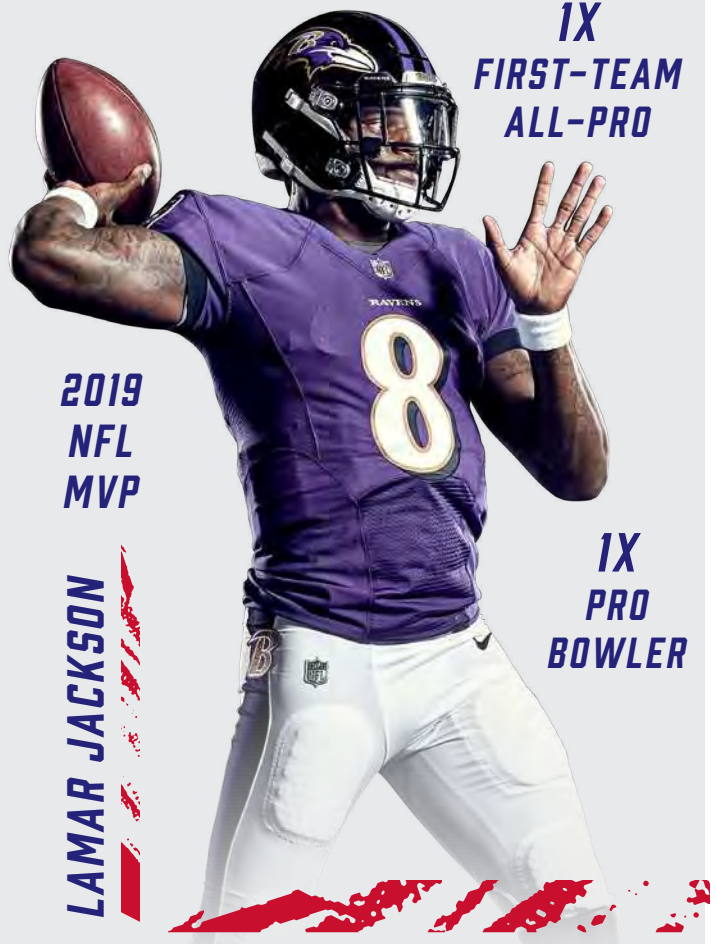
# LAMAR JACKSON NOTES

## JACKSON IS A RECORD-SETTER

- X Baltimore is 25-6 with Jackson as its starter. Since his first NFL start (Week 11 of 2018), Jackson's 25 regular season wins rank as the most among all NFL starting QBs.
- X Jackson is the fastest QB in league history (35 games) to reach 5,000 passing yards and 2,000 rushing yards.
- X Jackson is the only QB in NFL history to produce at least 3,000 passing yards and 1,000 rushing yards in a single season (2019). (He had 3,127 passing & 1,206 rushing yards.)
- X Jackson (36/7) is the third QB in NFL history to produce at least 35 passing TDs & 7 rushing TDs in a season. Steve Young (35/7 in 1994) & Cam Newton (35/10 in 2015) also accomplished this feat and won the NFL's MVP honor.
- X Jackson was responsible for an NFL-best 43 total TDs (36 passing & 7 rushing) in 2019. His 36 TD passes led the NFL and are the most in franchise single-season history.
- X In his final eight games of 2019 (he sat out Week 17), Jackson threw 25 TDs and 1 INT, completing 69.4% of his passes for 1,477 yards and a 130.3 rating. He had 630 rushing yards & 4 rush TDs.
- X Jackson rushed for 1,206 yards in 2019, marking the most by a quarterback in NFL single-season history.
- X Jackson threw at least 4 TDs in an NFL-best four games in 2019. He also threw at least 3 TDs in an NFL-best eight games.
- X In 2019's Week 15 win vs. NYJ, Jackson rushed for at least 85 yards while throwing for 5 TDs for the second time in his career. (He also did this on 11/25/19 at LAR.) Cam Newton is the only other player in NFL history to accomplish the 85 rushing yards/5 passing TDs feat in a game, doing so in 2015.
- X Jackson posted two perfect passer ratings in 2019 (at Cin. & Mia.), making him one of two QBs in NFL history (Ben Roethlisberger, 2007) to attain the 158.3 mark twice in a season.
- X In Weeks 11 (vs. Hou) and 12 (at LAR), Jackson became the first NFL player ever to throw at least 4 passing TDs and have at least 50 yards rushing in back-to-back games.
- X Jackson owns the NFL single-season record for most 100-yard rushing games (5 in 2019) by a quarterback.
- X Jackson registered at least 60 rushing yards in nine-straight games (4-12) in 2019, ranking as the most consecutive 60+ rushing outputs by a QB in NFL single-season history.
- X In 2019's Week 6 victory over Cincinnati, Jackson became the first player ever to pass for 200 yards (236) and rush for 150 yards (152) in a regular season game. (Colin Kaepernick also accomplished this feat in a 2013 playoff game.)
- X In 2019's Week 2 win over Arizona, Jackson became the only player in NFL history to throw for at least 250 yards and rush for at least 120 yards in a regular season game.
- X In the 2019 Divisional Playoff vs. Tennessee, Jackson became the first player in NFL history with at least 350 passing yards (365) and 100 rushing yards (143) in a game. (This includes both regular season and playoff games.)
- X Michael Vick (8), Jackson (7) and Russell Wilson (4) own the most "double-triples" (at least 100 rushing and passing yards in the same game) in league history.

## JACKSON'S 2019 NFL RANKINGS

- X 43 total touchdowns – 1st
- X 36 passing touchdowns – 1st
- X 9.0 passing touchdown pct. – 1st
- X 6.9 rushing average – 1st
- X 113.3 passer rating – 3rd
- X 1,206 rushing yards – 6th
- X Starting QB wins (13) – 1st (tied)
- X Games w/ 5 TD passes (3) – 1st
- X Games w/ 4+ TD passes (4) – 1st
- X Games w/ 3+ TD passes (8) – 1st
- X Perfect passer rating games (2) – 1st
- X 100-yard rush games (5) – 1st (by a QB)



1X  
FIRST-TEAM  
ALL-PRO

2019  
NFL  
MVP

LAMAR JACKSON

1X  
PRO  
BOWLER



# LAMAR JACKSON NOTES

In Week 9's 24-10 win at Indy, QB Lamar Jackson tied Hall of Famer Dan Marino for the most victories (25) in a QB's first 30 regular season starts. (Jackson is now 25-6 as a starter.)

## BEST RECORD BY A QUARTERBACK IN HIS FIRST 30 NFL STARTS (Since 1970 Merger)

Rk.	Quarterback	Record
1.	Lamar Jackson	25-5
	Dan Marino	25-5
3.	Kurt Warner	24-6

## PASSING TOUCHDOWNS

### RAVENS SINGLE-GAME HISTORY

Quarterback/Date/Opp.	TDs
Lamar Jackson, 12/12/19 vs. NYJ	5
Lamar Jackson, 11/25/19 at LAR	5
Lamar Jackson, 9/8/19 at Mia	5
Joe Flacco, 10/12/14 at TB	5
Tony Banks, 9/10/00 vs. Jax	5

## COMPLETION PCT.

### RAVENS SINGLE-GAME HISTORY

Quarterback/Date/Opp.	Pct.
Lamar Jackson, 11/10/19 at Cin	88.2
Lamar Jackson, 9/8/19 at Mia	85.0
Lamar Jackson, 9/13/20 vs. Cle	80.0
Joe Flacco, 11/1/09 vs. Den	80.0

## PASSER RATING

### RAVENS SINGLE-GAME HISTORY

Quarterback/Date/Opp.	Rate
Lamar Jackson, 11/10/19 at Cin	158.3
Lamar Jackson, 9/8/19 at Mia	158.3
Joe Flacco, 10/12/14 at TB	149.7

JACKSON IS THE YOUNGEST QB IN NFL HISTORY TO PRODUCE A PERFECT PASSER RATING. INCREDIBLY, HE'S DONE IT TWICE.

## CONSECUTIVE PASSES, NO INTs

### RAVENS ALL-TIME HISTORY

Quarterback/Dates	Passes
Lamar Jackson, 11/25/18-9/29/19	248
Lamar Jackson, 10/6/19-12/8/19	181
Joe Flacco, 9/25/16-10/23/16	176

## JACKSON'S TOP 2019 AWARDS

- X NFL MVP (Associated Press & PFWA)
- X Offensive Player of the Year (PFWA)
- X First-Team All-Pro (Associated Press & PFWA)
- X All-NFL Team (PFWA)
- X AFC Offensive Player of the Year (NFL 101 Awards)
- X Bert Bell Pro Player of the Year (Maxwell FB Club)
- X FedEx Air Player of the Year
- X Pro Bowler and Pro Bowl Offensive MVP
- X AFC Offensive Player of the Month (November)
- X Five-Time AFC Offensive Player of the Week
- X Three-Time FedEx Air Player of the Week
- X One-Time FedEx Ground Player of the Week

## PASSING TOUCHDOWNS

### RAVENS SINGLE-SEASON HISTORY

Rk.	Quarterback (Year)	TDs
1.	Lamar Jackson (2019)	36
2.	Vinny Testaverde (1996)	33
3.	Joe Flacco (2014)	27
4.	Joe Flacco (2010)	25
5.	Joe Flacco (2012)	22

## PASSER RATING

### RAVENS SINGLE-SEASON HISTORY

Rk.	Quarterback (Year)	Rate
1.	Lamar Jackson (2019)	113.3
2.	Joe Flacco (2010)	93.6
3.	Joe Flacco (2014)	91.0
4.	Joe Flacco (2009)	88.9
5.	Vinny Testaverde (1996)	88.7

## TD PASS PERCENTAGE

### RAVENS SINGLE-SEASON HISTORY

Rk.	Quarterback (Year)	TD%
1.	Lamar Jackson (2019)	9.0
2.	Vinny Testaverde (1996)	6.0
3.	Tony Banks (1999)	5.3
	Trent Dilfer (2000)	5.3
5.	Joe Flacco (2010)	5.1

## MOST REG. SEASON WINS BY A STARTING QB (SINCE WEEK 11 OF 2018 / JACKSON'S FIRST NFL START)

Rk.	Quarterback	Record
1.	Lamar Jackson (Bal.)	25-6
2.	Tom Brady (NE/TB)	23-9
	Russell Wilson (Sea.)	23-9
4.	Patrick Mahomes (KC)	22-7
	Aaron Rodgers (GB)	22-10

# LAMAR JACKSON NOTES

## 100-YARD RUSHING GAMES (Quarterbacks / Single-Season NFL History)

1. Lamar Jackson (2019)	5
2. Russell Wilson (2014)	3
Michael Vick (2006)	3
Michael Vick (2004)	3

## CAREER 100-YARD RUSHING GAMES (Quarterbacks / NFL History)

1. Michael Vick	10
2. Lamar Jackson	7
3. Russell Wilson	4
4. R. Cunningham, B. Douglass	3
D. McNabb, C. Newton & T. Rote	3

## MOST CAREER GAMES w/ 5 TD PASSES & 85+ YARDS RUSHING YARDS (NFL History)

1. Lamar Jackson	2
2. Cam Newton	1

**Note:** Newton's "5/85" game came during his 2015 NFL MVP campaign, just as Jackson's did in 2019.

## MOST GAMES w/ 5 TD PASSES (NFL Single-Season History)

1. Peyton Manning (2004)*	4
2. Lamar Jackson (2019)*	3
Cam Newton (2015)*	3
Drew Brees (2011)	3
Tom Brady (2007)*	3
Daunte Culpepper (2004)	3

\* Won NFL MVP

## MOST GAMES w/ 4+ TD PASSES (2019 Season)

1. Lamar Jackson (Bal.)	4
2. Jimmy Garoppolo (SF)	3
Daniel Jones (NYG)	3
Jameis Winston (TB)	3

## MOST GAMES w/ 3+ TD PASSES (2019 Season)

1. Lamar Jackson (Bal.)	8
2. Drew Brees (NO)	7
3. Dak Prescott (Dal.)	6
4. Patrick Mahomes (KC)	5
Matthew Stafford (Det.)	5
Deshaun Watson (Hou.)	5
Jameis Winston (TB)	5

## TOTAL TOUCHDOWNS / 2019

1. Lamar Jackson (Bal.)	43
2. Russell Wilson (Sea.)	34
Jameis Winston (TB)	34

## PASSING TOUCHDOWNS / 2019

1. Lamar Jackson (Bal.)	36
2. Jameis Winston (TB)	33
3. Russell Wilson (Sea.)	31

## NFL PASSER RATING / 2019

1. Ryan Tannehill (Ten.)	117.5
2. Drew Brees (NO)	116.3
3. Lamar Jackson (Bal.)	113.3

## MOST RUSHING YARDS

### (Quarterbacks / Single-Season NFL History)

1. Lamar Jackson (2019)	1,206
2. Michael Vick (2006)	1,039
3. Bobby Douglass (1972)	968
4. Randall Cunningham (1990)	942
5. Michael Vick (2004)	902

**QB Lamar Jackson** has led the Ravens to a 14-3 record in his last 17 regular season games. Here's a quick look at his key numbers since 11/3/19.

### JACKSON'S LAST 17 REGULAR SEASON STARTS

- ✗ 39 TD passes & 6 INTs
- ✗ 7 games w/ 3-plus TD passes
- ✗ 112.7 overall passer rating
- ✗ 100.0-plus passer rating 10 times
- ✗ 66.3 completion %
- ✗ 3,293 passing yards
- ✗ 1,154 rushing yards
- ✗ 7 rushing TDs
- ✗ 5 AFC Offensive POW honors
- ✗ 14-3 record

#### Offensive POW Note

Jackson has won six-career AFC Offensive Player of the Week awards, all since the start of 2019. (This figure includes his Week 1 honor vs. Cle. this year.) Jackson's six Offensive POW awards rank as the NFL's most since 2019. The next best are Russell Wilson (four), followed by Dak Prescott and Deshaun Watson (three each).

# MARK INGRAM II NOTES



**3X  
PRO BOWLER**

## INGRAM II'S RUSHING RANKS

Since 2014, RB Mark Ingram II's 4.74 YPC avg. ranks second among active RBs (min. 700 attempts), while his 5,793 yards are third.

## NFL RUSHING YARDS / ACTIVE LEADERS SINCE 2014

Rk.	Player	Att.	Yards	Avg.	TDs
1.	Todd Gurley	1,424	5,988	4.21	67
2.	Ezekiel Elliott	1,319	5,977	4.53	45
3.	<b>Mark Ingram II</b>	<b>1,222</b>	<b>5,793</b>	<b>4.74</b>	<b>51</b>
4.	Frank Gore	1,469	5,766	3.93	19
5.	LeSean McCoy	1,304	5,597	4.29	34

*In 2019 at KC, RB Mark Ingram II produced 3 rushing TDs for the second time (11/12/17) in his standout career. It marked the fifth 3-TD rushing performance ever by a Raven, as Ray Rice (2011), Willis McGahee (2010) and Jamal Lewis (2006 & 2003) also accomplished the feat.*

## TOUCHDOWN MACHINE

Among active RBs, Mark Ingram II's 51 rushing scores since 2014 are the league's second most (Todd Gurley – 67). Among active RBs overall, his 62 rushing TDs rank as the league's fifth most.

### RUSHING TOUCHDOWNS (Active RBs / Since 2014)

1. Todd Gurley (Atl.) . . . . . 67
2. **Mark Ingram II (Bal.) . . . . . 51**
3. Derrick Henry (Ten.) . . . . . 46
4. Ezekiel Elliott (Dal.) . . . . . 45
5. Latavius Murray (NO) . . . . . 41

### RUSHING TOUCHDOWNS (Active Running Backs)

1. Adrian Peterson (Det.) . . . . . 113
2. Frank Gore (NYJ) . . . . . 79
3. LeSean McCoy (TB) . . . . . 73
4. Todd Gurley (Atl.) . . . . . 67
5. **Mark Ingram II (Bal.) . . . . . 62**

## 2019 NFL RUSHING LEADERS

In 2019, QB Lamar Jackson ranked sixth in the NFL in rushing yards (1,206), while RB Mark Ingram II (1,018) was No. 14.

### MOST NFL RUSHING YARDS / 2019 SEASON

Rk.	Player	Att.	Yards	Avg.	TDs	LG
1.	Derrick Henry (Ten.)	303	1,540	5.08	16	74
2.	Nick Chubb (Cle.)	298	1,494	5.01	8	88
3.	Christian McCaffrey (Car.)	287	1,387	4.83	15	84
4.	Ezekiel Elliott (Dal.)	301	1,357	4.51	12	33
5.	Chris Carson (Sea.)	278	1,230	4.42	7	59
6.	<b>Lamar Jackson (Bal.)</b>	<b>176</b>	<b>1,206</b>	<b>6.85</b>	<b>7</b>	<b>47</b>
7.	Leonard Fournette (Jax.)	265	1,152	4.35	3	81
8.	Josh Jacobs (Oak.)	242	1,150	4.75	7	51
9.	Joe Mixon (Cin.)	278	1,137	4.09	5	41
10.	Dalvin Cook (Min.)	250	1,135	4.54	13	75
11.	Marlon Mack (Ind.)	247	1,091	4.42	8	63
12.	Aaron Jones (GB)	236	1,084	4.59	16	56
13.	Carlos Hyde (Hou.)	245	1,070	4.37	6	58
14.	<b>Mark Ingram II (Bal.)</b>	<b>202</b>	<b>1,018</b>	<b>5.04</b>	<b>10</b>	<b>53</b>

**X** Ingram II has produced at least 6 rushing TDs in six-straight seasons, marking the NFL's longest active streak. Not since Adrian Peterson (seven, from 2007-13) has an NFL player scored at least 6 rushing TDs in six-straight seasons.

**X** Ingram II tallied four 100-yard rushing games in 2019 and now has 19 overall for his career. In Week 16 at Cleveland, he surpassed the 1,000-yard rushing milestone for the third time in his career.

## 2019 NFL RUSHING TDs

Rk.	Player	TDs
1.	Derrick Henry (Ten.) . . . . .	16
	Aaron Jones (GB) . . . . .	16
3.	Christian McCaffrey (Car.) . . . . .	15
4.	Dalvin Cook (Min.) . . . . .	13
	Ezekiel Elliott (Dal.) . . . . .	12
	Todd Gurley (LAR) . . . . .	12
7.	<b>Mark Ingram II (Bal.) . . . . . 10</b>	

## 2019 NFL SCRIMMAGE TDs

Rk.	Player	TDs
1.	Aaron Jones (GB) . . . . .	19
	Christian McCaffrey (Car.) . . . . .	19
3.	Derrick Henry (Ten.) . . . . .	18
4.	<b>Mark Ingram II (Bal.) . . . . . 15</b>	

## RAVENS SCRIMMAGE TDs

### RAVENS SINGLE-SEASON HISTORY

Rk.	Player	TDs
1.	<b>Mark Ingram II (2019) . . . . . 15</b>	
	Ray Rice (2011) . . . . .	15
3.	Michael Jackson (1996) . . . . .	14
	Jamal Lewis (2003) . . . . .	14
	Willis McGahee (2009) . . . . .	14



**MARK INGRAM II**

# MARK ANDREWS NOTES

## THE ANDREWS IMPACT

### NFL RECEIVING LEADERS / TIGHT ENDS SINCE 2019

#### RECEIVING YARDS

Rk.	Tight End	Yards
1.	Travis Kelce	1,998
2.	Darren Waller	1,576
3.	George Kittle	1,527
4.	<b>Mark Andrews</b>	<b>1,210</b>
5.	Zach Ertz	1,094
6.	Hunter Henry	1,039
7.	Tyler Higbee	1,030

#### RECEPTIONS

Rk.	Tight End	Rec.
1.	Travis Kelce	155
2.	Darren Waller	143
3.	George Kittle	122
4.	Zach Ertz	112
5.	Austin Hooper	98
6.	<b>Mark Andrews</b>	<b>97</b>
7.	Two Players	92

#### REC. TOUCHDOWNS

Rk.	Tight End	TDs
1.	<b>Mark Andrews</b>	<b>15</b>
2.	Jared Cook	13
3.	Travis Kelce	11
4.	Darren Fells	10

#### 20+ YARD RECEPTIONS

Rk.	Tight End	20+ Rec.
1.	Travis Kelce	25
2.	<b>Mark Andrews</b>	<b>20</b>
	George Kittle	20
4.	Jared Cook	18

*TE Mark Andrews owns the two longest receptions by a TE in Ravens history: 74-yarder vs. Oak. (11/25/18) & 68-yarder at LAC (12/22/18).*

## ALL-TIME GREAT SEASON BY A RAVENS' TE

TE Mark Andrews' 10 TD catches in 2019 ranked No. 1 by a tight end in Ravens single-season history, while his 852 receiving yards were second.

#### MOST RAVENS RECEIVING YARDS (Single-Season / Tight Ends)

1.	Todd Heap (2005)	.855
2.	<b>Mark Andrews (2019)</b>	<b>.852</b>
3.	Todd Heap (2002)	.836

#### MOST RAVENS RECEIVING TDS (Single-Season / Tight Ends)

1.	<b>Mark Andrews (2019)</b>	<b>10</b>
2.	Todd Heap (2005)	7
	Dennis Pitta (2012)	7

## ANDREWS TOP 3 IN TD CATCHES

Only three Ravens players have ever posted at least 10 receiving TDs in a season, including TE Mark Andrews, whose 2019 Pro Bowl campaign was spectacular.

#### MOST RAVENS RECEIVING TOUCHDOWNS (Single-Season History)

Rk.	Player (Season)	Rec. TDs
1.	Michael Jackson (1996)	14
2.	Torrey Smith (2014)	11
3.	<b>Mark Andrews (2019)</b>	<b>10</b>

## ANDREWS 2019 CAMPAIGN

Andrews finished his 2019 Pro Bowl campaign ranking Top 7 in both receiving yards and receptions among NFL TEs.

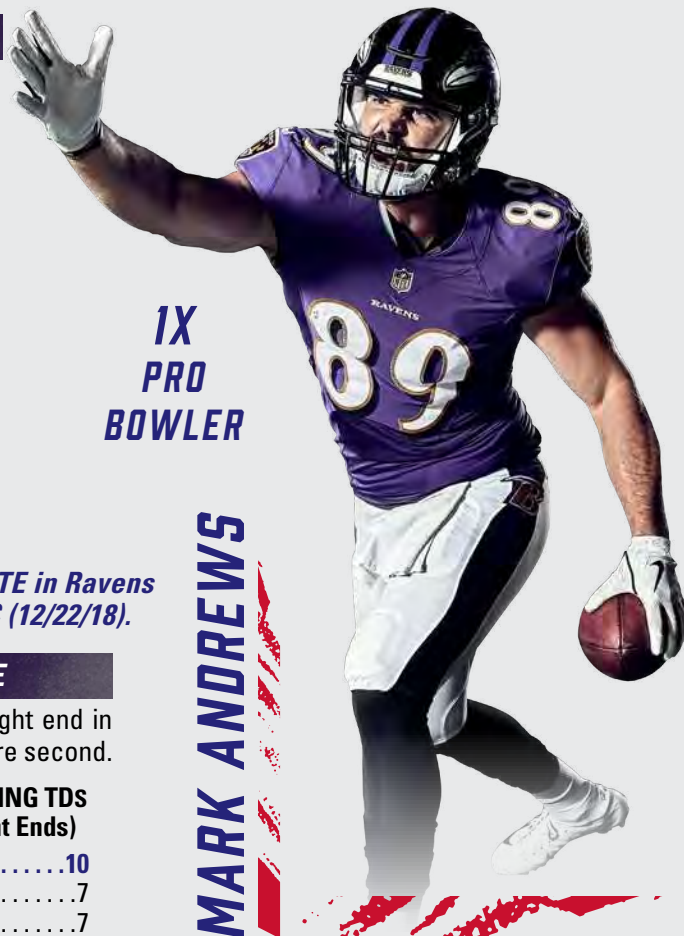
### 2019 NFL RECEIVING LEADERS / TIGHT ENDS

#### RECEIVING YARDS

Rk.	Tight End	Yards
1.	Travis Kelce	1,229
2.	Darren Waller	1,145
3.	George Kittle	1,053
4.	Zach Ertz	916
5.	<b>Mark Andrews</b>	<b>852</b>
6.	Austin Hooper	787
7.	Tyler Higbee	734

#### RECEPTIONS

Rk.	Tight End	Rec.
1.	Travis Kelce	97
2.	Darren Waller	90
3.	Zach Ertz	88
4.	George Kittle	85
5.	Austin Hooper	75
6.	Tyler Higbee	69
7.	<b>Mark Andrews</b>	<b>64</b>



## ANDREWS HAS EYES FOR END ZONE

TE Mark Andrews' 15 receiving TDs since 2019 tie for the NFL's third most. Ten of Andrews' scores have come in the red zone, the most during that span among tight ends.

### NFL RECEIVING TOUCHDOWNS / SINCE 2019

Rk.	Player (Team)	Rec. TDs
1.	Mike Evans (TB)	16
	Tyreek Hill (KC)	16
3.	<b>Mark Andrews (Bal.)</b>	<b>15</b>
	Tyler Lockett (Sea.)	15
	D.K. Metcalf (Sea.)	15
6.	Three Players	14

## ANDREWS MULTI-TOUCHDOWN GAMES

Andrews has tallied four multi-TD-catch games since 2019, ranking No. 1 among all NFL TEs. He has produced two of these games this season (Week 1 vs. Cle. & Week 4 at Was.).

### MOST 2-TD-CATCH GAMES / TIGHT ENDS SINCE 2019

Rk.	Player (Team)	Games
1.	<b>Mark Andrews (Bal.)</b>	<b>4</b>
2.	Jared Cook (NO)	2
	Darren Fells (Hou.)	2

# CALAIS CAMPBELL NOTES

## BEHIND ENEMY LINES

DE Calais Campbell has played in 194 games, with 176 starts. He ranks first in both categories among active NFL D-linemen.

### MOST GAMES PLAYED / ACTIVE NFL DEFENSIVE LINEMEN

Rk.	Player (Teams)	GP (GS)
1.	<b>Calais Campbell (Ari./Jax./Bal.)</b> . . . . .	<b>194 (176)</b>
2.	Ndamukong Suh (Det./Mia./LAR/TB) . . . . .	168 (168)
3.	Tyson Alualu (Jax./Pit.) . . . . .	165 (104)
4.	Geno Atkins (Cin.) . . . . .	157 (134)
	Carlos Dunlap (Cin./Sea.) . . . . .	157 (117)

Campbell is one of four NFL defenders to register at least 700 tackles and 85 sacks since 2000. The chart below shows how Campbell stacks up among the group.

### SINCE 2000 / NFL DEFENDERS WITH AT LEAST 700 TACKLES & 85 SACKS

Player (Teams)	Tackles (Sacks)
<b>Calais Campbell (Ari./Jax./Bal.)</b> . . . . .	<b>710 (92)</b>
Julius Peppers (Car./Chi./GB) . . . . .	719 (159.5)
Justin Smith (Cin./SF) . . . . .	884 (87)
Terrell Suggs (Bal./Ari./KC) . . . . .	886 (139)

## TACKLES FOR LOSS

Since being drafted in 2008, DE Calais Campbell's 156 tackles for loss rank second in the NFL, trailing only Houston DE J.J. Watt's 164 TFL during that span.

### MOST TACKLES FOR LOSS / ACTIVE NFL DEFENDERS

Rk.	Player (Teams)	TFL
1.	J.J. Watt (Hou.) . . . . .	164
2.	<b>Calais Campbell (Bal.)</b> . . . . .	<b>156</b>
3.	Von Miller (Den.) . . . . .	135
4.	Aaron Donald (LAR) . . . . .	124
5.	Lavonte David (TB) . . . . .	123

Campbell has posted nine multi-sack games since the start of the 2017 season, ranking sixth most in the NFL during that span.

### MOST MULTI-SACK GAMES SINCE 2017 ACTIVE NFL DEFENDERS

Rk.	Player (Team)	Games
1.	Aaron Donald (LAR) . . . . .	16
2.	Cameron Jordan (NO) . . . . .	13
3.	Chandler Jones (Ari.) . . . . .	11
4.	<b>Yannick Ngakoue (Bal.)</b> . . . . .	<b>10</b>
	Ryan Kerrigan (Was.) . . . . .	10
6.	<b>Calais Campbell (Bal.)</b> . . . . .	<b>9</b>

## ACTIVE SACKS LEADERS

### MOST SACKS / ACTIVE NFL DEFENDERS

Rk.	Player (Team)	Sacks
1.	Von Miller (Den.) . . . . .	106.0
2.	J.J. Watt (Hou.) . . . . .	100.0
3.	Chandler Jones (Ari.) . . . . .	97.0
4.	Ryan Kerrigan (Was.) . . . . .	94.5
5.	Justin Houston (Ind.) . . . . .	93.0
6.	<b>Calais Campbell (Bal.)</b> . . . . .	<b>92.0</b>

## FIVE-SACK SEASONS

### CONSECUTIVE SEASONS WITH AT LEAST 5.0 SACKS ACTIVE NFL DEFENDERS

Rk.	Player (Team)	Seasons
1.	<b>Calais Campbell (Bal.)</b> . . . . .	<b>11 (2009-19)</b>
2.	Von Miller (Den.) . . . . .	9 (2011-19)
	Ryan Kerrigan (Was.) . . . . .	9 (2011-19)
4.	Chandler Jones (Ari.) . . . . .	8 (2012-19)

## DID YOU KNOW?

- In Week 6 at Philadelphia, Campbell's three sacks and four QB hits earned him AFC Defensive Player of the Week honors.
- In Campbell's 2008 rookie campaign, his team (Ari.) reached the Super Bowl, and in 2017, he played in the AFC Championship game (Jax.).

# CALAIS CAMPBELL



**1X  
FIRST-TEAM  
ALL-PRO**

**3X  
SECOND-TEAM  
ALL-PRO**

**5X  
PRO BOWLER**

**2017  
PFWA NFL  
DEFENSIVE PLAYER  
OF THE YEAR**

**2019  
WALTER PAYTON  
MAN OF THE YEAR**

# MARCUS PETERS NOTES

## THE JUICE MAN

CB Marcus Peters is known for always being around the football. Since entering the league in 2015, Peters' 38 takeaways are an NFL high, with 30 coming by way of interceptions, also a league high during that span.

### NFL TAKEAWAYS / SINCE 2015

Rk.	Player (Team)	TAs (INTs)
1.	<b>Marcus Peters (Bal.)</b>	<b>38 (30)</b>
2.	Stephon Gilmore (NE)	21 (19)
	Jordan Poyer (Buf.)	21 (15)
	Harrison Smith (Min.)	21 (16)
5.	Lavonte David (TB)	20 (6)
6.	Kevin Byard (Ten.)	19 (17)
	Darius Slay (Phi.)	19 (17)

## PASS DEFENDER PETERS

Since being drafted in 2015, CB Marcus Peters' 83 passes defended are the NFL's second most among active defenders.

### PASSES DEFENSED / ACTIVE DEFENDERS / SINCE 2015

Rk.	Player (Team)	PD
1.	Darius Slay (Phi.)	86
2.	<b>Marcus Peters (Bal.)</b>	<b>83</b>
3.	Stephon Gilmore (NE)	81
4.	Janoris Jenkins (NO)	78
5.	Malcolm Butler (Ten.)	76
6.	Kyle Fuller (Chi.)	72

## PICK ARTIST

Since entering the NFL in 2015, CB Marcus Peters' 6 INT-TDs rank No. 1 among all defenders, as do his 30 INTs. In 2019, Peters produced an NFL-best 3 INT-TDs, 2 of which came with Baltimore after his trade from the Los Angeles Rams.

### NFL INTERCEPTION LEADERS (Since 2015 / Active Players)

1.	<b>Marcus Peters (Bal.)</b>	<b>30</b>
2.	Stephon Gilmore (NE)	19
3.	Four Players	17

### NFL INT-TD LEADERS (Since 2015 / Active Players)

1.	<b>Marcus Peters (Bal.)</b>	<b>6</b>
2.	Deion Jones (Atl.)	4
3.	Seven Players	3

## TAKEAWAY MACHINE

- A 2019 first-team All-Pro DB and Pro Bowler, Peters had 5 INTs, tying for the NFL's fourth most. (He had 3 picks with Baltimore & 2 with LAR.)
- Peters has scored 7-career defensive TDs (6 INTs & 1 FR), which stand as the NFL's most since 2015.
- Peters has posted an NFL-high 38 total takeaways (30 INTs & 8 FRs) during his career.
- Peters' 6 INT-TDs tie Hall of Famer Lem Barney for the second most by a player in his first five seasons. Only HOFer Ken Houston (9) had more.



## PETERS' PRODUCTION

38

Total Takeaways

NFL's Most  
Since 2015

30

INTs

NFL's Most  
Since 2015

83

Passes Defensed

NFL's 2nd Most  
Since 2015

814

INT Return Yards

NFL's Most  
Since 2015

6

INT Return TDs

NFL's Most  
Since 2015

7

Defensive TDs

NFL's Most  
Since 2015

2X  
FIRST-TEAM  
ALL-PRO

2X  
SECOND-TEAM  
ALL-PRO

MARCUS PETERS

3X  
PRO  
BOWLER



# MARLON HUMPHREY NOTES

## HUMPHREY FAST FACTS

- In October of 2020, the Ravens organization inked CB Marlon Humphrey to a five-year contract extension, securing him through the 2026 season.
- Since entering the league in 2017, Humphrey is one of two NFL defenders (Saints Marshon Lattimore) to produce at least 40 PD, 8 INTs, 5 FFs and 3 FRs.
- Baltimore has never lost a game (11-0) when Humphrey records a takeaway. In these 11 matchups, Humphrey has collected 16 PD, 8 INTs and 3 FRs.

## MARLON THE MAGNET

CB Marlon Humphrey has found his hands on the football often. Since 2018, his 34 passes defended are tied for seventh most in the league among all defensive backs. In that same group, Humphrey's 7 FFs tie for most (Malcolm Jenkins - 7) during that span.

### NFL PASSES DEFENSED / DEFENSIVE BACKS / SINCE 2018

Rk.	Player (Team)	PD
1.	Stephon Gilmore (NE)	42
2.	James Bradberry (NYG)	41
	Kyle Fuller (Chi.)	41
4.	Joe Haden (Pit.)	38
5.	Carlton Davis (TB)	37
6.	Janoris Jenkins (NO)	35
7.	<b>Marlon Humphrey (Bal.)</b>	<b>34</b>
	Darius Slay (Phi.)	34

**1X  
PRO BOWLER**

**1X  
FIRST-TEAM  
ALL-PRO**

**MARLON HUMPHREY**



## RAVENS DEFENDERS / SINCE 2019

### INTERCEPTIONS

1. Marcus Peters . . . . 6
2. **Marlon Humphrey . . 4**
3. J. Bynes, E. Thomas . . . 2

### PASSES DEFENSED

1. **Marlon Humphrey . . 19**
2. Marcus Peters . . . 16
3. Chuck Clark . . . . . 10

### FORCED FUMBLES

1. **Marlon Humphrey . . 6**
2. Matthew Judon . . . 4
3. C. Clark, M. Peters . . . 3

## MARLON MAKES PLAYS

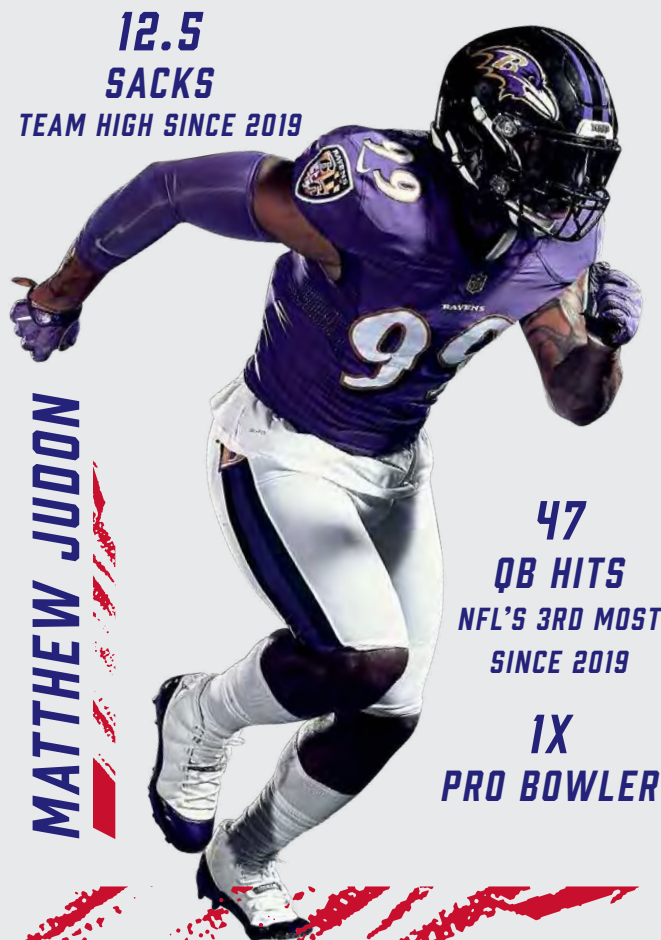
- ✗ Humphrey, the Ravens' 2017 first-round pick, produced 14 PD in 2019, tying for the NFL's eighth most by a CB. Humphrey earned first-team All-Pro honors at DB and his first Pro Bowl accolade.
- ✗ In 2020, Humphrey and Browns DE Myles Garrett lead all NFL defenders with 4 FFs.
- ✗ In 2019, Humphrey had 3 INTs, 14 PD, 2 FFs and 3 FRs, two of which he returned for TDs (70-yarder vs. NE & 18-yarder at Sea.).
- ✗ Humphrey's 70-yard FR-TD vs. NE in Week 9 of the 2019 season is the longest fumble recovery return in Ravens franchise history.
- ✗ On 10/6/19 at Pittsburgh, Humphrey made a clutch forced fumble on WR JuJu Smith-Schuster and recovered the ball, helping set up K Justin Tucker's game-winning, 46-yard FG in Baltimore's 26-23 OT victory.
- ✗ Humphrey was one of three NFL defenders (Minkah Fitzpatrick & Harrison Smith) to post at least 3 INTs, 2 FFs and 2 FRs (3) in 2019.



**EVP & GM Eric DeCosta  
on CB Marlon Humphrey:**

*"Marlon is the type of player we want in Baltimore. Besides his obvious talents as a playmaking corner, he's a passionate competitor who craves winning. Marlon has been a stalwart in our community, and we are excited that he's going to remain with us for seven [more] seasons."*

# MATTHEW JUDON & PATRICK QUEEN NOTES



**MATTHEW JUDON**

**12.5  
SACKS**

TEAM HIGH SINCE 2019

**47**

**QB HITS**

NFL'S 3RD MOST  
SINCE 2019

**1X**

**PRO BOWLER**

## ALL-AROUND DEFENDERS

OLB Matthew Judon is one of six NFL defenders to register at least 170 tackles, 80 QB hits, 40 TFL and 20 sacks since 2017.

### SINCE 2017 / NFL DEFENDERS WITH AT LEAST 170 TACKLES, 80 QB HITS, 40 TFL & 20 SACKS

Defender	Tackles	Sacks	TFL	QB Hits
Calais Campbell (Bal.)	219	35.5	49	87
Aaron Donald (LAR)	174	53.0	67	109
Chandler Jones (Ari.)	172	50.0	53	84
<b>Matthew Judon (Bal.)</b>	<b>185</b>	<b>27.5</b>	<b>46</b>	<b>85</b>
T.J. Watt (Pit.)	205	43.5	50	98
Cameron Jordan (NO)	199	43.0	55	80

*Note: The 2019 Pro Bowler Judon was one of three NFL defenders (Shaquil Barrett & T.J. Watt) to tally at least 50 tackles, 9 sacks, 30 QB hits & 4 FFs in 2019.*

## BACKFIELD DISTURBANCE

OLB Matthew Judon has 27.5 sacks since the 2017 campaign, ranking as Baltimore's most. Judon has also posted the Ravens' most QB hits (85) over the past three-plus seasons.

### RAVENS SACKS (Since 2017)

1. Matthew Judon ..... 27.5
2. Terrell Suggs..... 18
3. Za'Darius Smith ..... 12
4. Patrick Onwuasor..... 9.5

### RAVENS QB HITS (Since 2017)

1. Matthew Judon ..... 85
2. Za'Darius Smith ..... 41
3. Terrell Suggs ..... 35
4. Patrick Onwuasor..... 19

## THE KING OF QUEENS

- In Week 5 vs. Cincinnati, ILB Patrick Queen posted a strip-sack and then recovered the ball. Queen became the second Ravens rookie to record a sack, FF and FR in a game, joining OLB Terrell Suggs, who accomplished the feat three times during his 2003 Defensive ROY campaign.
- In the Cincy game, Queen also had a 53-yard FR-TD, which is the fifth-longest FR in Ravens history. His performance earned him AFC Defensive Player of the Week honors for Week 5.
- Queen became the second NFL defender since 1987 to post 9-plus tackles, at least 2 FRs, 1 sack and 1 defensive TD in a game. Former Texans ILB Demeco Ryans was the other.

## 2020 FIRST-ROUND LINEBACKERS

Entering Week 11, Ravens rookie ILB Patrick Queen is the NFL's only defender with at least 40 tackles, 5 TFL, 2 sacks, 2 FFs and 2 FRs. Below are the LBs who were selected in the first round of the 2020 NFL Draft.

### NFL STATISTICS THROUGH TEN WEEKS

Player (Pick / Team)	GP/GS	TT (Solo)	TFL	Sacks	INTs	FFs	FRs	TDs
<b>Patrick Queen (28th/Bal.)</b>	9-9	61 (40)	5	2.0	0	2	2	1
Kenneth Murray (23rd/LAC)	9-9	55 (27)	1	0.0	0	0	0	0
Jordyn Brooks (27th/Sea.)	7-2	20 (9)	1	0.0	0	0	0	0
Isaiah Simmons (8th/Ari.)	9-5	15 (12)	1	0.0	1	0	0	0
K'Lavon Chaisson (20th/Jax.)	9-2	9 (5)	1	1.0	0	0	0	0



**PATRICK QUEEN**





# YANNICK NGAKOUÉ NOTES

**1X  
PRO BOWLER**

**YANNICK NGAKOUÉ**



## NGAKOUÉ GETS TO THE BALL

Since entering the NFL in 2016, DE Yannick Ngakoué's 16 FFs tie for third in the league, while his 13 strip-sacks rank fourth.

### NFL DEFENSIVE LEADERS / SINCE 2016

FORCED FUMBLES		STRIP-SACKS	
Rk.	Player	FFs	Sacks
1.	Khalil Mack	19	1. Chandler Jones
2.	Chandler Jones	17	2. Khalil Mack
3.	<b>Yannick Ngakoué</b>	<b>16</b>	3. Aaron Donald
	Aaron Donald	16	4. <b>Yannick Ngakoué</b>

## DYNAMIC DUO

DE Yannick Ngakoué and DE Calais Campbell were teammates from 2016-19 in Jacksonville and are back together in 2020. The duo currently ranks fifth in career sack totals by two active NFL teammates.

### CAREER SACKS COMBINED / CURRENT TEAMMATE DUOS

Teammates (Sacks)	Total Sacks
Von Miller (106.0) & Jurrell Casey (51.0)	157.0
J.J. Watt (100.0) & Whitney Mercilus (53.0)	153.0
Robert Quinn (81.5) & Khalil Mack (68.0)	149.5
Jason Pierre-Paul (87.0) & Ndamukong Suh (62.5)	149.5
<b>Calais Campbell (92.0) &amp; Yannick Ngakoué (42.5)</b>	<b>134.5</b>

## YANNICK THE FREAK

### TOTAL SACKS / NFL DEFENDERS / SINCE 2016

Rk.	Player (Team)	Sacks
1.	Aaron Donald (LAR)	61.0
	Chandler Jones (Ari.)	61.0
3.	Cameron Jordan (NO)	50.5
4.	Khalil Mack (Chi.)	49.0
5.	Danielle Hunter (Min.)	48.5
6.	Ryan Kerrigan (Was.)	47.0
7.	Von Miller (Den.)	46.0
8.	Joey Bosa (LAC)	44.5
9.	Frank Clark (KC)	44.0
	Jason Pierre-Paul (TB)	44.0
11.	<b>Calais Campbell (Bal.)</b>	<b>43.5</b>
	T.J. Watt (Pit.)	43.5
13.	Mario Addison (Buf.)	43.0
14.	<b>Yannick Ngakoué (Bal.)</b>	<b>42.5</b>

## DID YOU KNOW?

- DE Yannick Ngakoué is one of two active NFL DLs since 2016 to record an interception return TD and a fumble return TD (Texans DE Jadeveon Clowney).
- With 37.5 sacks, Ngakoué owns the second-most career sacks in Jacksonville Jaguars history (2016-19) behind Tony Brackens (55.0).
- Ngakoué's 10 games with two or more sacks tie for the fourth most since 2017, behind Aaron Donald (16), Cameron Jordan (13), Chandler Jones (11) and Ryan Kerrigan (10).

## NGAKOUÉ 2020 SACK TOTALS

Entering Week 11, Ngakoué has collected 5 sacks, all of which came during his tenure with the Minnesota Vikings (Weeks 1-6), prior to being traded to Baltimore in Week 7.

### 2020 NFL SACK LEADERS / 2016 DRAFT CLASS

Rk.	Player (Team)	Sacks
1.	Emmanuel Ogbah (Mia.)	8.0
2.	Leonard Floyd (LAR)	7.0
3.	Chris Jones (KC)	5.5
4.	<b>Yannick Ngakoué (Bal.)</b>	<b>5.0</b>
5.	Joey Bosa (LAC)	4.5

## A QUARTERBACK'S NIGHTMARE

DE Yannick Ngakoué has a knack for getting to the QB. His quarterback knockdowns and pressures rank in the Top 10 in the NFL since he entered the league in 2016.

### NFL DEFENSIVE LEADERS / SINCE 2016

QB KNOCKDOWNS		QB PRESSURES	
Rk.	Player	Knock.	Press.
1.	Aaron Donald	72	1. Aaron Donald
2.	Leonard Williams	66	2. Khalil Mack
3.	Carlos Dunlap	58	3. Chandler Jones
4.	<b>Yannick Ngakoué</b>	<b>54</b>	4. Cameron Jordan
5.	Jadeveon Clowney	51	5. Joey Bosa
6.	Za'Darius Smith	50	6. <b>Yannick Ngakoué</b>
7.	Three Players	49	7. Von Miller

# BRANDON WILLIAMS & MARQUISE BROWN NOTES

## WILLIAMS ANCHORS RUN "D"

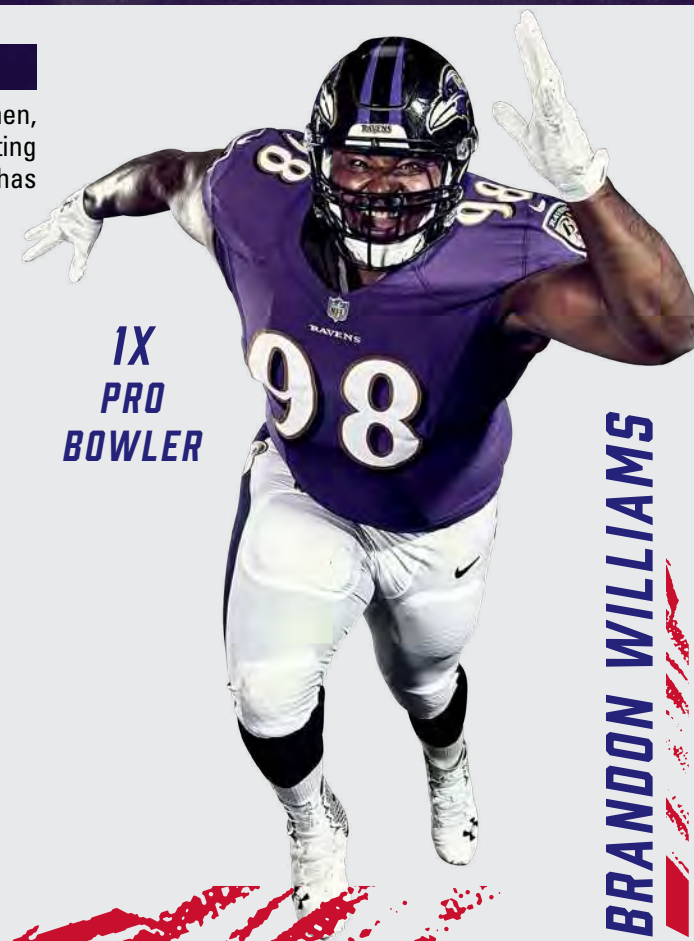
Pro Bowl DT Brandon Williams is one of the NFL's top D-linemen, helping Baltimore regularly produce a stout run defense. Dating back to '14, when he became a full-time starter, Baltimore has been especially stout vs. opposing ground games.

### NFL RUSHING YARDS ALLOWED PER GAME (Since 2014)

1. <b>Baltimore Ravens</b> .....	96.1
2. Seattle Seahawks .....	99.7
3. Pittsburgh Steelers .....	101.0
4. New York Jets .....	102.8
5. Denver Broncos .....	104.6

### NFL RUSHING AVG. YARDS PER CARRY ALLOWED (Since 2014)

1. New York Jets .....	3.88
2. Denver Broncos .....	3.94
Tampa Bay Buccaneers .....	3.94
4. <b>Baltimore Ravens</b> .....	3.97
5. Seattle Seahawks .....	3.99



## HOLLYWOOD LIGHTS

WR Marquise Brown has found the end zone on a number of occasions since being drafted in 2019. Among wide receivers chosen in the 2019 NFL Draft, Brown's 9 receiving TDs since 2019 are tied for fifth most in the league.

### NFL RECEIVING TDs SINCE 2019 / 2019 DRAFTED WRs

Rk.	Player (Team)	Rec. TDs
1.	D.K. Metcalf (Sea.) .....	15
2.	A.J. Brown (Ten.) .....	14
3.	Darius Slayton (NYG) .....	11
4.	Terry McLaurin (Was.) .....	10
5.	<b>Marquise Brown (Bal.)</b> .....	9
	Mecole Hardman (KC) .....	9
	Diontae Johnson (Pit.) .....	9

## ROOKIE BROWN WAS A TD MACHINE

WR Marquise Brown posted 7 TD receptions in 2019, a mark that tied for third among all NFL rookies and ties for first on the Ravens' single-season rookie franchise record list.

### RECEIVING TDs (NFL Rookies / 2019)

1. A.J. Brown (Ten.) .....	8
Darius Slayton (NYG) .....	8
3. <b>Marquise Brown (Bal.)</b> .....	7
Terry McLaurin (Was.) .....	7
D.K. Metcalf (Sea.) .....	7

### RAVENS TOUCHDOWNS (Rookies / Single Season)

1. <b>Marquise Brown (2019)</b> .....	7
Marlon Brown (2013) .....	7
Torrey Smith (2011) .....	7
4. Jamal Lewis (2000) .....	6

# JUSTIN TUCKER NOTES

## TUCKER RANKS NO. 1

K Justin Tucker, the most accurate kicker ever, owns a 90.9% success mark. In 2019, for the fourth-consecutive season, he scored exactly 141 points. The four 141-point outputs by Tucker tie for the Ravens' single-season scoring record and make him the NFL's only kicker to surpass the 140 mark in each of the past four years (2016-19).

## BEST CAREER FIELD GOAL PERCENTAGE (NFL History / Min. 100 Att.)

Rk.	Player	FGM	FGA	Pct.
1.	<b>Justin Tucker (Bal.)</b>	<b>281</b>	<b>309</b>	<b>90.9</b>
2.	Harrison Butker (KC)	111	124	89.5
3.	Josh Lambo (Jax.)	128	144	88.9
4.	Wil Lutz (NO)	137	155	88.4
5.	Chris Boswell (Pit.)	141	160	88.1

## TUCKER TIDBITS

- Since PATs were moved back to the 15-yard line in 2015, Tucker (216-of-219) and Texans K Brett Maher (68-of-69) have produced the NFL's best PAT percentage (98.6).
- Tucker's 92.8 career FG% when kicking on grass (168-of-181) ranks as the NFL's best of all time.
- Tucker's 94.6 career FG% in the second half/OT (139-of-147) ranks as the NFL's best second half/OT mark of all time.
- Tucker is a seven-time AFC Special Teams Player of the Month, ranking four more than legends S Ed Reed & K Matt Stover for the most POM awards in Ravens history. (Tucker has also earned a team-record 11 AFC ST Player of the Week honors.)
- Tucker's 6 FGs on 12/16/13 at Detroit set a team record and a single-game NFL high in 2013. He became the first NFL kicker ever to connect from the 20-, 30-, 40-, 50- & 60-yard range in a game.

**7X**  
**AFC ST PLAYER**  
**OF THE MONTH**

## TUCKER'S GAME-WINNERS

**15**

### CAREER GAME-WINNING FGs BY K JUSTIN TUCKER

- 2019: Week 13 vs. SF, 49 yds
- 2019: Week 5 at Pit., 46 yds OT
- 2018: Week 11 vs. Cin., 24 yds
- 2016: Week 3 at Jax., 53 yds
- 2016: Week 2 at Cle., 49 yds
- 2015: Week 11 vs. STL, 47 yds
- 2015: Week 8 vs. SD, 39 yds
- 2015: Week 4 at Pit., 52 yds OT
- 2014: Week 3 at Cle., 32 yds
- 2013: Week 15 at Det., 61 yds
- 2013: Week 10 vs. Cin., 46 yds OT
- 2013: Week 5 at Mia., 44 yds
- 2012: Div. at Den., 47 yds 2OT
- 2012: Week 12 at SD, 38 yds OT
- 2012: Week 3 vs. NE, 27 yds









**JUSTIN TUCKER**

**4X**  
**FIRST-TEAM**  
**ALL-PRO**

**1X**  
**SECOND-TEAM**  
**ALL-PRO**

**3X**  
**PRO BOWLER**

<p><b>281</b></p>  <p><b>Field Goals Made</b> NFL's Most Since 2012</p>	<p><b>1,169</b></p>  <p><b>Points Scored</b> NFL's Most Since 2012</p>	<p><b>90.9</b></p>  <p><b>Career FG Pct.</b> Best Mark in NFL History</p>
<p><b>127</b></p>  <p><b>40-Plus-Yard FGs</b> NFL's Most Since 2012</p>	<p><b>41</b></p>  <p><b>50-Plus-Yard FGs</b> NFL's 2nd Most (Matt Prater is 1st, 45) Since 2012</p>	<p><b>6</b></p>  <p><b>Career Games</b> w/ Dual 50+ FGs Made</p>

# JUSTIN TUCKER NOTES

## TUCK'S CHART TALK

### MOST FIELD GOALS MADE / SINCE 2012

Rk.	Player (Team)	FGM
1.	<b>Justin Tucker (Bal.)</b>	<b>281</b>
2.	Stephen Gostkowski (Ten.)	245
3.	Matt Prater (Det.)	226
4.	Stephen Hauschka (FA)	223
5.	Greg Zuerlein (Dal.)	218

### MOST NFL POINTS / SINCE 2012

Rk.	Player (Team)	Points
1.	<b>Justin Tucker (Bal.)</b>	<b>1,169</b>
2.	Stephen Gostkowski (Ten.)	1,124
3.	Matt Prater (Det.)	1,025
4.	Mason Crosby (GB)	993
5.	Stephen Hauschka (FA)	955

### CONSECUTIVE FIELD GOALS MADE (All-Time NFL Streaks)

Rk.	Kicker (Years)	FGs Made
1.	Adam Vinatieri (2015-16)	44
2.	Mike Vanderjagt (2002-04)	42
3.	Gary Anderson (1997-98)	40
4.	Matt Stover (2005-06)	36
5.	<b>Justin Tucker (2015-16)</b> Adam Vinatieri (2013-14)	<b>35</b> 35

### BEST NFL FIELD GOAL PERCENTAGE (2019 Season)

Rk.	Player (Team)	FGM-FGA	Pct.
1.	Josh Lambo (Jax.)	33-34	97.1
2.	<b>Justin Tucker (Bal.)</b>	<b>28-29</b>	<b>96.6</b>
3.	Chris Boswell (Pit.)	29-31	93.5
4.	Dan Bailey (Min.)	27-29	93.1
5.	Mason Crosby (GB)	22-24	91.7
6.	Harrison Butker (KC)	34-38	89.5

### BEST FIELD GOAL PERCENTAGE / ROOKIES (NFL History)

Rk.	Player (Year)	FGM-FGA	Pct.
1.	Michael Badgley (2018)	15-16	93.8
2.	Blair Walsh (2012)	35-38	92.1
3.	<b>Justin Tucker (2012)</b>	<b>30-33</b>	<b>90.9</b>
4.	Rodrigo Blankenship (2020)	19-21	90.5
	Harrison Butker (2017)	38-42	90.5
6.	Jason Sanders (2018)	18-20	90.0

### BEST FIELD GOAL PERCENTAGE (Ravens Single-Season History)

Rk.	Player (Year)	FGM-FGA	Pct.
1.	<b>Justin Tucker (2016)</b>	<b>38-39</b>	<b>97.4</b>
2.	<b>Justin Tucker (2019)</b>	<b>28-29</b>	<b>96.6</b>
3.	Matt Stover (2006)	28-30	93.3
4.	<b>Justin Tucker (2013)</b>	<b>38-41</b>	<b>92.7</b>
5.	<b>Justin Tucker (2017)</b>	<b>34-37</b>	<b>91.9</b>

(min. 16 att.)

## 2016: PERHAPS THE BEST SEASON EVER

- In 2016, All-Pro K Justin Tucker connected on 38-of-39 FGAs (lone miss was a block), posting the fifth-best pct. (97.4) in NFL single-season history. In addition to making 35-straight FGs at one point (tied for fifth-best streak ever), here are facts about his remarkable season, arguably the best ever by a kicker:
- Tucker's 38 FGs made ranked No. 1 in the NFL. He was also 27-of-27 on PATs. An NFL single-season record 24 of Tucker's 38 FGs made in 2016 came from 40 yards or beyond.
- Tucker's 10 FGs of 50-plus yards are a Ravens' single-season record. They tie (Blair Walsh, 2012) for the most in NFL history. (Tucker was a perfect 10-for-10 from 50 yards and out during the 2016 season.)
- Tucker's 141 points ranked second in the league only behind Atlanta's Matt Bryant (158).
- In Week 12 of 2016 vs. Cincy, Tucker became just the ninth kicker in league history to make 3 FGs of 50-plus yards in a single game (52, 57 & 54). He is also the first kicker in NFL history to make 3 FGs of 50-plus yards in the first half of a game. (These feats earned him AFC ST POW honors.)

### BEST FG PERCENTAGE / NFL SINGLE-SEASON HISTORY

Rk.	Player (Team)	FGM	FGA	Pct.
1.	Gary Anderson (1998)	35	35	100.0
	Mike Vanderjagt (2003)	37	37	100.0
	Jeff Wilkins (2000)	17	17	100.0
	Tony Zendejas (1991)	17	17	100.0
5.	<b>Justin Tucker (2016)</b>	<b>38</b>	<b>39</b>	<b>97.4</b>

## MOST PLAYER OF THE MONTH AWARDS (All NFL Players / Since Award Inception)

Rk.	Player	No.
1.	Tom Brady	11
2.	Peyton Manning	8
	Aaron Rodgers	8
4.	<b>Justin Tucker</b>	<b>7</b>
5.	Brett Favre	6
	Barry Sanders	6
	Bruce Smith	6
	J.J. Watt	6
	Steve Young	6



## SIX SEASONS WITH 30 FGs

In 2018, K Justin Tucker became the first kicker in NFL history to produce six seasons with 30-or-more FGs made. He made 35 FGs in 2018. In 2019, he fell just short of 30 with 28 FGs made.

### MOST SEASONS WITH 30-PLUS FGs MADE / NFL HISTORY

Rk.	Kicker	Seasons
1.	<b>Justin Tucker (Bal.)</b>	<b>6</b>
2.	David Akers (Phi. & SF)	5
	John Carney (SD, NO & NYG)	5
	Stephen Gostkowski (NE & Ten.)	5

**1,000 Points:** In 2019's Week 6 23-17 victory over Cincinnati, K Justin Tucker became the fastest kicker in league history to reach the 1,000-point milestone, doing so in 118 games. (Stephen Gostkowski held the previous record at 119 games.)

# SAM KOCH NOTES

## SAM IN THE 20

P Sam Koch is the Ravens' all-time leader in punts inside the 20 (421). In 2017, he posted a franchise-record 40 boots inside the 20, which ranked as the NFL's most.

### PUNTS INSIDE THE 20 (Ravens All-Time History)

Rk.	Player	In 20
1.	Sam Koch	421
2.	Kyle Richardson	128
3.	Dave Zastudil	89

### PUNTS INSIDE THE 20 (Ravens Single Seasons)

Rk.	Player (Year)	In 20
1.	Sam Koch (2017)*	40
2.	Sam Koch (2010)	39
	Kyle Richardson (1999)	39

\* In 2017, Koch's 40 punts in the 20 ranked No. 1 in the NFL.

## KOCH DOMINATED IN 2017

No punter in 2017 was more dominant at pinning opponents deep in their own territory than P Sam Koch.

### PUNTS INSIDE 20

1.	Sam Koch	40
2.	Chris Jones	34
3.	Two Players	33

### PUNTS INSIDE 10

1.	Sam Koch	16
2.	Marquette King	14
3.	Three Players	13

### PUNTS INSIDE 5

1.	Andy Lee	6
2.	Sam Koch	5
	Three Others	5

## RAVENS IRONMAN

### RAVENS CONSECUTIVE GAMES PLAYED / ALL-TIME STREAKS

Rk.	Player	Games	Years
1.	Sam Koch	233	2006-present
2.	Jarret Johnson	129	2003-11
3.	Joe Flacco	122	2008-15

### BALTIMORE RAVENS MOST ALL-TIME GAMES PLAYED

Rk.	Player	Games	Years
1.	Sam Koch	233	2006-present
2.	Terrell Suggs	229	2003-18
3.	Ray Lewis	228	1996-2012
4.	Matt Stover	207	1996-2008
5.	Jonathan Ogden	177	1996-2007
	Marshal Yanda	177	2007-19

## KOCH'S PERFECT ARM

In Week 4 of 2020 at Washington, P Sam Koch completed a 15-yard pass to WR Miles Boykin on a fourth-and-9 fake punt. Of players with at least 5 career passes, Koch holds the NFL record with a 100% completion rate, going 7-of-7 for 82 yards and a 105.6 rating.

### ESPN's Kevin Seifert on Koch's arsenal of punts:

*"Some are designed to hook toward the sideline with maximum hang time. Others use an intentionally low trajectory to aid coverage teams. He has a knuckler and one kick that drops, from the returner's perspective, roughly in the shape of the letter 'S.' He's debuted a 'boomerang' punt that does just what you would imagine it might. Most, but not all, of these punts are intended to discourage a clean catch and minimize the return. ... Sam Koch and the Ravens have introduced a new way to punt."*

## RAVENS ALL-TIME LEADER

P Sam Koch owns a 45.4 career gross average and 39.7 career net, both marks that rank first in Ravens history. In 2014, he posted a career-high and team-record 47.4-yard gross (matched again in 2018) and 43.3-yard net average.

### CAREER GROSS AVG. (Ravens History)

Rk.	Player	Avg.
1.	Sam Koch	45.4
2.	Greg Montgomery	43.2
3.	Dave Zastudil	41.6

### CAREER NET AVG. (Ravens History)

Rk.	Player	Avg.
1.	Sam Koch	39.7
2.	Greg Montgomery	37.2
3.	Kyle Richardson	35.4

## PINNING 'EM DEEP

Dating back to 2006, when he entered the NFL, P Sam Koch's 421 punts inside the 20 rank second in the NFL.

### NFL PUNTS INSIDE THE 20 / SINCE 2006

Rk.	Player	In 20
1.	Dustin Colquitt (FA)	441
2.	Sam Koch (Bal.)	421
3.	Andy Lee (Ari.)	393

1X  
PRO BOWLER

1X  
SECOND-TEAM  
ALL-PRO

SAM KOCH



# ALPHABETICAL ROSTER

NO.	NAME	POS.	HT.	WT.	AGE	EXP.	COLLEGE	HOMETOWN	HOW ACQ.
89	Andrews, Mark	TE	6-5	256	25	3	Oklahoma	Scottsdale, AZ	D3b '18
49	Board, Chris	ILB	6-2	237	25	3	North Dakota State	Orlando, FL	FA '18
38	Bonds, Terrell	CB	5-8	182	24	1	Tennessee State	Miami, FL	FA '19
54	Bowser, Tyus	OLB	6-3	242	25	4	Houston	Tyler, TX	D2 '17
80	Boykin, Miles	WR	6-4	220	24	2	Notre Dame	New Lenox, IL	D3b '19
86	Boyle, Nick	TE	6-4	270	27	6	Delaware	Sussex, NJ	D5a '15
77	Bozeman, Bradley	G/C	6-5	325	25	3	Alabama	Roanoke, AL	D6c '18
67	Bredeson, Ben	G	6-5	315	22	R	Michigan	Hartland, WI	D4 '20
15	Brown, Marquise	WR	5-9	180	23	2	Oklahoma	Hollywood, FL	D1 '19
78	Brown Jr., Orlando	T	6-8	355	24	3	Oklahoma	Baltimore, MD	D3a '18
93	Campbell, Calais	DE	6-8	300	34	13	Miami (Fla.)	Denver, CO	TR (Jax.) '20
36	Clark, Chuck	S	6-0	205	25	4	Virginia Tech	Suffolk, VA	D6 '17
63	Colon-Castillo, Trystan	C	6-3	313	22	R	Missouri	Webb City, MO	FA '20
46	Cox, Morgan	LS	6-4	235	34	11	Tennessee	Collierville, TN	FA '10
27	Dobbins, J.K.	RB	5-10	212	21	R	Ohio State	La Grange, TX	D2 '20
13	Duvernay, Devin	WR	5-11	200	23	R	Texas	Sachse, TX	D3b '20
35	Edwards, Gus	RB	6-1	238	25	3	Rutgers	Staten Island, NY	FA '18
32	Elliott, DeShon	S	6-1	210	23	3	Texas	Dallas, TX	D6a '18
71	Ellis, Justin	DT	6-2	350	29	7	Louisiana Tech	Neville, LA	FA '19
45	Ferguson, Jaylon	OLB	6-5	270	24	2	Louisiana Tech	St. Francisville, LA	D3a '19
70	Fluker, D.J.	G/T	6-5	342	29	8	Alabama	New Orleans, LA	FA '20
58	Fort, L.J.	ILB	6-0	232	30	6	Northern Iowa	Waynesville, MO	FA '19
3	Griffin III, Robert	QB	6-2	213	30	8	Baylor	Copperas Cove, TX	FA '18
40	Harrison, Malik	ILB	6-3	247	22	R	Ohio State	Columbus, OH	D3c '20
43	Hill, Justice	RB	5-10	200	23	2	Oklahoma State	Tulsa, OK	D4a '19
44	Humphrey, Marlon	CB	6-0	197	24	4	Alabama	Hoover, AL	D1 '17
21	Ingram II, Mark	RB	5-9	210	30	10	Alabama	Flint, MI	UFA (NO) '19
8	Jackson, Lamar	QB	6-2	212	23	3	Louisville	Pompano Beach, FL	D1b '18
99	Judon, Matthew	OLB	6-3	261	28	5	Grand Valley State	West Bloomfield, MI	D5 '16
4	Koch, Sam	P	6-1	222	38	15	Nebraska	Seward, NE	D6a '06
41	Levine Sr., Anthony	DB/LB	5-11	207	33	9	Tennessee State	Abbeville, LA	FA '12
92	Madubuike, Justin	DT	6-3	300	23	R	Texas A&M	McKinney, TX	D3a '20
90	McPhee, Pernell	OLB	6-3	269	31	10	Mississippi State	Pahokee, FL	UFA '20
7	McSorley, Trace	QB	6-0	202	25	2	Penn State	Ashburn, VA	D6 '19
65	Mekari, Patrick	G/C	6-4	308	23	2	Cal-Berkeley	Westlake Village, CA	FA '19
91	Ngakoue, Yannick	DE	6-2	246	25	5	Maryland	Bowie, MD	TR (Min.) '20
24	Peters, Marcus	CB	6-0	197	27	6	Washington	Oakland, CA	TR (LAR) '19
72	Powers, Ben	G	6-4	310	24	2	Oklahoma	Wichita, KS	D4b '19
11	Proche II, James	WR	5-11	201	24	R	Southern Methodist	Dallas, TX	D6 '20
48	Queen, Patrick	ILB	6-0	232	21	R	Louisiana State	Ventress, LA	D1 '20
42	Ricard, Patrick	FB/DL	6-3	303	26	4	Maine	Spencer, MA	FA '17
28	Richards, Jordan	S	5-11	215	27	6	Stanford	Folsom, CA	FA '19
68	Skura, Matt	C/G	6-3	313	27	4	Duke	Columbus, OH	FA '16
22	Smith, Jimmy	CB	6-2	210	32	10	Colorado	Colton, CA	D1 '11
83	Snead IV, Willie	WR/RS	5-11	200	28	6	Ball State	Muskegon, MI	RSFA (NO) '18
9	Tucker, Justin	K	6-1	183	30	9	Texas	Austin, TX	FA '12
53	Ward, Jihad	DE	6-5	287	26	5	Illinois	Philadelphia, PA	FA '19
96	Washington, Broderick	DT	6-2	305	23	R	Texas Tech	Longview, TX	D5 '20
57	Welch, Kristian	ILB	6-3	240	22	R	Iowa	Iola, WI	FA '20
98	Williams, Brandon	DT	6-1	336	31	8	Missouri Southern St.	Kirkwood, MO	D3 '13
29	Williams, Tramon	CB	5-11	191	37	13	Louisiana Tech	Houma, LA	FA '20
95	Wolfe, Derek	DE	6-5	285	30	9	Cincinnati	East Liverpool, OH	UFA (Den.) '20
<b>Practice Squad (16)</b>									
51	Adeoye, Aaron	OLB	6-6	250	27	1	Southeast Missouri State	Marion, IL	FA '19
47	Brooks, Nate	DB	6-0	192	24	1	North Texas	Whitehouse, TX	FA '20
88	Bryant, Dez	WR	6-2	220	32	8	Oklahoma State	Galveston County, TX	FA '20
69	Crawford, Aaron	DT	6-1	315	23	R	North Carolina	Ashburn, VA	FA '20
82	Culkin, Sean	TE	6-5	255	27	3	Missouri	Indian Rocks Beach, FL	FA '20
85	Grimble, Xavier	TE	6-4	261	28	5	Southern California	Las Vegas, NV	FA '20
30	Hairston, Nate	CB	6-0	185	26	4	Temple	Frederick, MD	FA '20
66	Holden, Will	G	6-7	312	27	3	Vanderbilt	Green Cove Springs, FL	FA '19
2	Huntley, Tyler	QB	6-1	196	22	R	Utah	Hallandale Beach, FL	FA '20
81	Moore, Jaylon	WR	5-11	191	23	R	Tennessee-Martin	Memphis, TN	FA '20
60	Moore, Nick	LS	6-2	248	27	1	Georgia	Snellville, GA	FA '20
61	Prince, R.J.	G/T	6-6	320	25	1	North Carolina	Albemarle, NC	FA '20
97	Rivers, Chauncey	OLB	6-2	262	23	R	Mississippi State	Atlanta, GA	FA '20
26	Stone, Geno	S	5-11	207	21	R	Iowa	New Castle, PA	D7 '20
39	Warrior, Nigel	S	6-1	197	22	R	Tennessee	College Park, GA	FA '20
34	Williams, Ty'Son	RB	6-0	220	24	R	BYU	Sumter, SC	FA '20
<b>Reserve/NFIN (1)</b>									
88	Breeland, Jake	TE	6-6	252	24	R	Oregon	Rancho Santa Margarita, CA	FA '20
<b>Injured Reserve (9)</b>									
50	Alaka, Otaro	ILB	6-3	239	24	2	Texas A&M	Houston, TX	FA '19
23	Averett, Anthony	CB	5-11	184	25	3	Alabama	Woodbury, NJ	D4a '18
31	Dorsey, Khalil	CB	5-9	181	22	R	Northern Arizona	Ontario, CA	FA '20
10	Moore, Chris	WR/RS	6-1	200	27	5	Cincinnati	Tampa, FL	D4b '16
74	Phillips, Tyre	G/T	6-5	330	23	R	Mississippi State	Grenada, MS	D3d '20
79	Stanley, Ronnie	T	6-6	315	26	5	Notre Dame	Las Vegas, NV	D1 '16
84	Wesley, Antoine	WR	6-4	206	23	1	Texas Tech	Las Vegas, NV	FA '19
18	White, DeAndrew	WR	6-0	195	29	2	Alabama	Houston, TX	FA '20
25	Young, Tavon	CB	5-9	185	26	5	Temple	Oxon Hill, MD	D4a '16
<b>Reserve/COVID-19 (1)</b>									
37	Marshall, Iman	CB	6-1	210	23	2	Southern California	Long Beach, CA	D4c '19
<b>Practice Squad/Injured Reserve (1)</b>									
87	Wolf, Eli	TE	6-4	238	23	R	Georgia	Minster, OH	FA '20

# NUMERICAL ROSTER

NO.	NAME	POS.	HT.	WT.	AGE	EXP.	COLLEGE	HOMETOWN	HOW ACQ.
3	Robert Griffin III	QB	6-2	213	30	8	Baylor	Copperas Cove, TX	FA '18
4	Sam Koch	P	6-1	222	38	15	Nebraska	Seward, NE	D6a '06
7	Trace McSorley	QB	6-0	202	25	2	Penn State	Ashburn, VA	D6 '19
8	Lamar Jackson	QB	6-2	212	23	3	Louisville	Pompano Beach, FL	D1b '18
9	Justin Tucker	K	6-1	183	30	9	Texas	Austin, TX	FA '12
11	James Proche II	WR	5-11	201	24	R	Southern Methodist	Dallas, TX	D6 '20
13	Devin Duvernay	WR	5-11	200	23	R	Texas	Sachse, TX	D3b '20
15	Marquise Brown	WR	5-9	180	23	2	Oklahoma	Hollywood, FL	D1 '19
21	Mark Ingram II	RB	5-9	210	30	10	Alabama	Flint, MI	UFA (NO) '19
22	Jimmy Smith	CB	6-2	210	32	10	Colorado	Colton, CA	D1 '11
24	Marcus Peters	CB	6-0	197	27	6	Washington	Oakland, CA	TR (LAR) '19
27	J.K. Dobbins	RB	5-10	212	21	R	Ohio State	La Grange, TX	D2 '20
28	Jordan Richards	S	5-11	215	27	6	Stanford	Folsom, CA	FA '19
29	Tramon Williams	CB	5-11	191	37	13	Louisiana Tech	Houma, LA	FA '20
32	DeShon Elliott	S	6-1	210	23	3	Texas	Dallas, TX	D6a '18
35	Gus Edwards	RB	6-1	238	25	3	Rutgers	Staten Island, NY	FA '18
36	Chuck Clark	S	6-0	205	25	4	Virginia Tech	Suffolk, VA	D6 '17
38	Terrell Bonds	CB	5-8	182	24	1	Tennessee State	Miami, FL	FA '19
40	Malik Harrison	ILB	6-3	247	22	R	Ohio State	Columbus, OH	D3c '20
41	Anthony Levine Sr.	DB/LB	5-11	207	33	9	Tennessee State	Abbeville, LA	FA '12
42	Patrick Ricard	FB/DL	6-3	303	26	4	Maine	Spencer, MA	FA '17
43	Justice Hill	RB	5-10	200	23	2	Oklahoma State	Tulsa, OK	D4a '19
44	Marlon Humphrey	CB	6-0	197	24	4	Alabama	Hoover, AL	D1 '17
45	Jaylon Ferguson	OLB	6-5	270	24	2	Louisiana Tech	St. Francisville, LA	D3a '19
46	Morgan Cox	LS	6-4	235	34	11	Tennessee	Collierville, TN	FA '10
48	Patrick Queen	ILB	6-0	232	21	R	Louisiana State	Ventress, LA	D1 '20
49	Chris Board	ILB	6-2	237	25	3	North Dakota State	Orlando, FL	FA '18
53	Jihad Ward	DE	6-5	287	26	5	Illinois	Philadelphia, PA	FA '19
54	Tyus Bowser	OLB	6-3	242	25	4	Houston	Tyler, TX	D2 '17
57	Kristian Welch	ILB	6-3	240	22	R	Iowa	Iola, WI	FA '20
58	L.J. Fort	ILB	6-0	232	30	6	Northern Iowa	Waynesville, MO	FA '19
63	Trystan Colon-Castillo	C	6-3	313	22	R	Missouri	Webb City, MO	FA '20
65	Patrick Mekari	G/C	6-4	308	23	2	Cal-Berkeley	Westlake Village, CA	FA '19
67	Ben Bredeson	G	6-5	315	22	R	Michigan	Hartland, WI	D4 '20
68	Matt Skura	C/G	6-3	313	27	4	Duke	Columbus, OH	FA '16
70	D.J. Fluker	G/T	6-5	342	29	8	Alabama	New Orleans, LA	FA '20
71	Justin Ellis	DT	6-2	350	29	7	Louisiana Tech	Neville, LA	FA '19
72	Ben Powers	G	6-4	310	24	2	Oklahoma	Wichita, KS	D4b '19
77	Bradley Bozeman	G/C	6-5	325	25	3	Alabama	Roanoke, AL	D6c '18
78	Orlando Brown Jr.	T	6-8	355	24	3	Oklahoma	Baltimore, MD	D3a '18
80	Miles Boykin	WR	6-4	220	24	2	Notre Dame	New Lenox, IL	D3b '19
83	Willie Snead IV	WR/RS	5-11	200	28	6	Ball State	Muskegon, MI	RSFA (NO) '18
86	Nick Boyle	TE	6-4	270	27	6	Delaware	Sussex, NJ	D5a '15
89	Mark Andrews	TE	6-5	256	25	3	Oklahoma	Scottsdale, AZ	D3b '18
90	Pernell McPhee	OLB	6-3	269	31	10	Mississippi State	Pahokee, FL	UFA '20
91	Yannick Ngakou	DE	6-2	246	25	5	Maryland	Bowie, MD	TR (Min.) '20
92	Justin Madubuike	DT	6-3	300	23	R	Texas A&M	McKinney, TX	D3a '20
93	Calais Campbell	DE	6-8	300	34	13	Miami (Fla.)	Denver, CO	TR (Jax.) '20
95	Derek Wolfe	DE	6-5	285	30	9	Cincinnati	East Liverpool, OH	UFA (Den.) '20
96	Broderick Washington	DT	6-2	305	23	R	Texas Tech	Longview, TX	D5 '20
98	Brandon Williams	DT	6-1	336	31	8	Missouri Southern St.	Kirkwood, MO	D3 '13
99	Matthew Judon	OLB	6-3	261	28	5	Grand Valley State	West Bloomfield, MI	D5 '16
<b>Practice Squad (16)</b>									
2	Tyler Huntley	QB	6-1	196	22	R	Utah	Hallandale Beach, FL	FA '20
26	Geno Stone	S	5-11	207	21	R	Iowa	New Castle, PA	D7 '20
30	Nate Hairston	CB	6-0	185	26	4	Temple	Frederick, MD	FA '20
34	Ty'Son Williams	RB	6-0	220	24	R	BYU	Sumter, SC	FA '20
39	Nigel Warrior	S	6-1	197	22	R	Tennessee	College Park, GA	FA '20
47	Nate Brooks	DB	6-0	192	24	1	North Texas	Whitehouse, TX	FA '20
51	Aaron Adeoye	OLB	6-6	250	27	1	Southeast Missouri State	Marion, IL	FA '19
60	Nick Moore	LS	6-2	248	27	1	Georgia	Snellville, GA	FA '20
61	R.J. Prince	G/T	6-6	320	25	1	North Carolina	Albemarle, NC	FA '20
66	Will Holden	G	6-7	312	27	3	Vanderbilt	Green Cove Springs, FL	FA '19
69	Aaron Crawford	DT	6-1	315	23	R	North Carolina	Ashburn, VA	FA '20
81	Jaylon Moore	WR	5-11	191	23	R	Tennessee-Martin	Memphis, TN	FA '20
82	Sean Culkin	TE	6-5	255	27	3	Missouri	Indian Rocks Beach, FL	FA '20
85	Xavier Grimble	TE	6-4	261	28	5	Southern California	Las Vegas, NV	FA '20
88	Dez Bryant	WR	6-2	220	32	8	Oklahoma State	Galveston County, TX	FA '20
97	Chauncey Rivers	OLB	6-2	262	23	R	Mississippi State	Atlanta, GA	FA '20
<b>Reserve/NFIN (1)</b>									
88	Jake Breeland	TE	6-6	252	24	R	Oregon	Rancho Santa Margarita, CA	FA '20
<b>Injured Reserve (9)</b>									
10	Chris Moore	WR/RS	6-1	200	27	5	Cincinnati	Tampa, FL	D4b '16
18	DeAndrew White	WR	6-0	195	29	2	Alabama	Houston, TX	FA '20
23	Anthony Averett	CB	5-11	184	25	3	Alabama	Woodbury, NJ	D4a '18
25	Tavon Young	CB	5-9	185	26	5	Temple	Oxon Hill, MD	D4a '16
31	Khalil Dorsey	CB	5-9	181	22	R	Northern Arizona	Ontario, CA	FA '20
50	Otaro Alaka	ILB	6-3	239	24	2	Texas A&M	Houston, TX	FA '19
74	Tyre Phillips	G/T	6-5	330	23	R	Mississippi State	Grenada, MS	D3d '20
79	Ronnie Stanley	T	6-6	315	26	5	Notre Dame	Las Vegas, NV	D1 '16
84	Antoine Wesley	WR	6-4	206	23	1	Texas Tech	Las Vegas, NV	FA '19
<b>Reserve/COVID-19 (1)</b>									
37	Iman Marshall	CB	6-1	210	23	2	Southern California	Long Beach, CA	D4c '19
<b>Practice Squad/Injured Reserve (1)</b>									
87	Eli Wolf	TE	6-4	238	23	R	Georgia	Minster, OH	FA '20







# DEPTH CHART

*Compiled by Ravens PR staff on Nov. 17*

## OFFENSE

WR	83	Willie Snead IV	80	Miles Boykin		
WR	15	Marquise Brown	<u>13</u>	<u>Devin Duvernay</u>	<u>11</u>	<u>James Proche II</u>
LT	78	Orlando Brown Jr.				
LG	77	Bradley Bozeman	<u>67</u>	<u>Ben Bredeson</u>		
C	68	Matt Skura	65	Patrick Mekari	<u>63</u>	<u>Trystan Colon-Castillo</u>
RG	65	Patrick Mekari	- or -	72 Ben Powers		
RT	70	D.J. Fluker	- or -	65 Patrick Mekari		
TE	89	Mark Andrews	86	Nick Boyle <sup>^</sup>		
QB	8	Lamar Jackson	3	Robert Griffin III	7	Trace McSorley
FB	42	Patrick Ricard				
RB	21	Mark Ingram II	35	Gus Edwards	- or -	<u>27</u> <u>J.K. Dobbins</u> 43 Justice Hill

## DEFENSE

DT	93	Calais Campbell*	<u>92</u>	<u>Justin Madubuike</u>	<u>96</u>	<u>Broderick Washington</u>
NT	98	Brandon Williams	71	Justin Ellis		
DE	95	Derek Wolfe	53	Jihad Ward		
RUSH	91	Yannick Ngakoue	90	Pernell McPhee	45	Jaylon Ferguson
MLB	<u>48</u>	<u>Patrick Queen</u>	49	Chris Board	<u>57</u>	<u>Kristian Welch</u>
WLB	58	L.J. Fort*	<u>40</u>	<u>Malik Harrison</u>		
SAM	99	Matthew Judon	54	Tyus Bowser		
LCB	24	Marcus Peters	22	Jimmy Smith*	29	Tramon Williams
SS	36	Chuck Clark	41	Anthony Levine Sr.		
FS	32	DeShon Elliott	28	Jordan Richards		
RCB	44	Marlon Humphrey	38	Terrell Bonds		

## SPECIAL TEAMS

P	4	Sam Koch				
K	9	Justin Tucker				
H	4	Sam Koch				
LS	46	Morgan Cox				
KOR	<u>13</u>	<u>Devin Duvernay</u>	43	Justice Hill	<u>11</u>	<u>James Proche II</u>
PR	<u>11</u>	<u>James Proche II</u>	83	Willie Snead IV	15	Marquise Brown

All Rookies Underlined \* Missed Last Game w/ Injury ^ Injured/Out for Season

## PRONUNCIATIONS

**PLAYERS:** Aaron Adeoye (uh-DAY-oh-yay); Otar Alaka (oh-TARE-oh); Calais Campbell (cuh-LAY-us); Khalil Dorsey (kuh-LIL); Devin Duvernay (DOO-ver-nay); Matthew Judon (JOO-don); Sam Koch (Cook); Anthony Levine Sr. (luh-VEEN); Justin Madubuike (mad-uh-BEE-kay); Patrick Mekari (muh-CARE-ee); Yannick Ngakoue (yah-NEEK, in-GAH-kway); James Proche (pro-SHAY); Matt Skura (SKUR-uh); Jihad Ward (JUH-hahd); Tavon Young (TAY-von) **COACHES:** Richard Angulo (an-GOO-low); Andy Bischoff (BISH-off); Joe D'Alessandris (dell-ah-SAN-dress); Craig Ver Steeg (ver-STEGG); T.J. Weist (WEEST)

## COACHING STAFF

John Harbaugh - Head Coach	Chris Hewitt - Pass Defense Coordinator
Chris Horton - Special Teams Coordinator	Sterling Lucas - Defensive Asst./D-line
Don Martindale - Defensive Coordinator	Mike Macdonald - Linebackers Coach
Greg Roman - Offensive Coordinator	Jesse Minter - Defensive Backs Coach
David Culley - Asst. Head Coach/Pass Coord./WRs	Steve Saunders - Head Strength & Conditioning Coach
Richard Angulo - Asst. Offensive Line Coach	James Urban - Quarterbacks Coach
Andy Bischoff - Asst. Tight Ends Coach	Craig Ver Steeg - Sr. Assistant/RBs
Randy Brown - Special Teams Coach	Anthony Watson - Asst. Strength & Conditioning Coach
Joe Cullen - Defensive Line Coach	Matt Weiss - Running Backs Coach
Joe D'Alessandris - Offensive Line Coach	T.J. Weist - Asst. Special Teams Coach
Bobby Ingram - Tight Ends Coach	Drew Wilkins - Outside Linebackers Coach

# HOW THE RAVENS ARE BUILT

YEAR	DRAFTEES (34)	FREE AGENTS (21)	ROOKIE FREE AGENT (22)	TRADES/WAIVERS (3)
2006	P Sam Koch (6a)			
2010			LS Morgan Cox (FA '10)	
2011	CB Jimmy Smith (1)			
2012		DB/LB Anthony Levine Sr. (FA '12)	K Justin Tucker (FA '12)	
2013	DT Brandon Williams (3)			
2015	TE Nick Boyle (5a)			
2016	T Ronnie Stanley (1) * CB Tavon Young (4a) * WR/RS Chris Moore (4b) * OLB Matthew Judon (5)		C/G Matt Skura (FA '16)	
2017	CB Marlon Humphrey (1) OLB Tyus Bowser (2) S Chuck Clark (6)		FB/DL Patrick Ricard (FA '17)	
2018	QB Lamar Jackson (1b) T Orlando Brown Jr. (3a) TE Mark Andrews (3b) CB Anthony Averett (4a) * S DeShon Elliott (6a) G/C Bradley Bozeman (6c)	QB Robert Griffin III (FA '18) WR/RS Willie Snead IV (RSFA NO '18)	ILB Chris Board (FA '18) RB Gus Edwards (FA '18)	
2019	WR Marquise Brown (1) OLB Jaylon Ferguson (3a) WR Miles Boykin (3b) RB Justice Hill (4a) G Ben Powers (4b) CB Iman Marshall (4c) v QB Trace McSorley (6)	DT Justin Ellis (FA '19) ILB L.J. Fort (FA '19) G Will Holden (FA '19) ^ RB Mark Ingram II (UFA NO '19) S Jordan Richards (FA '19) DE Jihad Ward (FA '19)	OLB Aaron Adeoye (FA '19) ^ ILB Otaru Alaka (FA '19) * CB Terrell Bonds (FA '19) G/C Patrick Mekari (FA '19) WR Antoine Wesley (FA '19) *	CB Marcus Peters (TR LAR '19)
2020	ILB Patrick Queen (1) RB J.K. Dobbins (2) DT Justin Madubuike (3a) WR Devin Duvernay (3b) ILB Malik Harrison (3c) G/T Tyre Phillips (3d) * G Ben Bredeson (4) DT Broderick Washington (5) WR James Proche II (6) S Geno Stone (7) ^	DB Nate Brooks (FA '20) ^ WR Dez Bryant (FA '20) ^ TE Sean Culkin (FA '20) ^ G/T D.J. Fluker (FA '20) TE Xavier Grimble (FA '20) ^ CB Nate Hairston (FA '20) ^ OLB Pernell McPhee (UFA '20) LS Nick Moore (FA '20) ^ G/T R.J. Prince (FA '20) ^ WR DeAndrew White (FA '20) * CB Tramon Williams (FA '20) DE Derek Wolfe (UFA Den. '20)	TE Jake Breeland (FA '20) δ C Trystan Colon-Castillo (FA '20) DT Aaron Crawford (FA '20) ^ CB Khalil Dorsey (FA '20) * QB Tyler Huntley (FA '20) ^ WR Jaylon Moore (FA '20) ^ OLB Chauncey Rivers (FA '20) ^ S Nigel Warrior (FA '20) ^ ILB Kristian Welch (FA '20) RB Ty'Son Williams (FA '20) ^ TE Eli Wolf (FA '20) Σ	DE Calais Campbell (TR Jax. '20) DE Yannick Ngakoue (TR Min. '20)

Key: \*Injured Reserve, ^Practice Squad, RFA = Rookie Free Agent, RSFA = Restricted Free Agent, TR = Trade, UFA = Unrestricted Free Agent, δ = Reserve/NFI, Σ = Practice Squad Injured Reserve, v = Reserve/COVID-19



# GAME-BY-GAME STARTERS

OFFENSE												
DATE	OPPONENT	WR	LT	LG	C	RG	RT	TE	QB	FB	RB	WR
9/13	Cleveland	W. Snead IV/ M. Boykin	R. Stanley	B. Bozeman	M. Skura	<u>T. Phillips</u>	O. Brown Jr.	N. Boyle	L. Jackson	P. Ricard	M. Ingram II	--
9/20	at Houston	M. Boykin/ W. Snead IV	R. Stanley	B. Bozeman	M. Skura	<u>T. Phillips</u>	O. Brown Jr.	N. Boyle	L. Jackson	--	M. Ingram II	M. Brown
9/28	Kansas City	W. Snead IV	R. Stanley	B. Bozeman	M. Skura	<u>T. Phillips</u>	O. Brown Jr.	N. Boyle	L. Jackson	P. Ricard	M. Ingram II	M. Brown
10/4	at Washington	M. Boykin	O. Brown Jr.	B. Bozeman	M. Skura	<u>T. Phillips</u>	D. Fluker	M. Andrews/ N. Boyle	L. Jackson	--	M. Ingram II	M. Brown
10/11	Cincinnati	W. Snead IV	R. Stanley	B. Bozeman	M. Skura	P. Mekari	O. Brown Jr.	N. Boyle	L. Jackson	P. Ricard	M. Ingram II	M. Brown
10/18	at Philadelphia	W. Snead IV/ M. Boykin	R. Stanley	B. Bozeman	M. Skura	<u>T. Phillips</u>	O. Brown Jr.	N. Boyle	L. Jackson	--	M. Ingram II	M. Brown
11/1	Pittsburgh	M. Boykin	R. Stanley	B. Bozeman	M. Skura	<u>T. Phillips</u>	O. Brown Jr.	N. Boyle	L. Jackson	P. Ricard	G. Edwards	M. Brown
11/8	at Indianapolis	W. Snead IV/ M. Boykin	O. Brown Jr.	B. Bozeman	M. Skura	P. Mekari	D. Fluker	N. Boyle	L. Jackson	--	G. Edwards	M. Brown
11/15	at New England	M. Boykin	O. Brown Jr.	B. Bozeman	M. Skura	P. Mekari	D. Fluker	N. Boyle/ M. Andrews	L. Jackson	--	M. Ingram II	M. Brown
11/22	Tennessee	--	--	--	--	--	--	--	--	--	--	--
11/26	at Pittsburgh	--	--	--	--	--	--	--	--	--	--	--
12/3	Dallas	--	--	--	--	--	--	--	--	--	--	--
12/14	at Cleveland	--	--	--	--	--	--	--	--	--	--	--
12/20	Jacksonville	--	--	--	--	--	--	--	--	--	--	--
12/27	N.Y. Giants	--	--	--	--	--	--	--	--	--	--	--
1/3	at Cincinnati	--	--	--	--	--	--	--	--	--	--	--

DEFENSE													
DATE	OPPONENT	DT	NT	DE	RUSH	MLB	WLB	SAM	LCB	SS	FS	RCB	DB
9/13	Cleveland	C. Campbell	B. Williams	D. Wolfe	P. McPhee	<u>P. Queen</u>	<u>M. Harrison</u>	M. Judon	M. Humphrey	C. Clark	D. Elliott	M. Peters	--
9/20	at Houston	C. Campbell	B. Williams	--	P. McPhee	<u>P. Queen</u>	L. Fort	M. Judon	M. Humphrey	C. Clark	D. Elliott	M. Peters	A. Levine Sr.
9/28	Kansas City	C. Campbell	B. Williams	--	P. McPhee	<u>P. Queen</u>	L. Fort	M. Judon	M. Peters	C. Clark	D. Elliott	J. Smith	M. Humphrey
10/4	at Washington	C. Campbell	B. Williams	--	P. McPhee	<u>P. Queen</u>	L. Fort	M. Judon	M. Peters	C. Clark	D. Elliott	A. Averett	M. Humphrey
10/11	Cincinnati	C. Campbell	B. Williams	--	P. McPhee	<u>P. Queen</u>	L. Fort	M. Judon	M. Peters	C. Clark	D. Elliott	J. Smith	M. Humphrey
10/18	at Philadelphia	C. Campbell	J. Ellis	--	P. McPhee	<u>P. Queen</u>	L. Fort	M. Judon	M. Peters	C. Clark	D. Elliott	J. Smith	M. Humphrey
11/1	Pittsburgh	C. Campbell	B. Williams	--	P. McPhee	<u>P. Queen</u> / <u>C. Board</u>	L. Fort	M. Judon	M. Peters	C. Clark	D. Elliott	M. Humphrey	--
11/8	at Indianapolis	C. Campbell	B. Williams	--	Y. Ngakoue	<u>P. Queen</u>	<u>M. Harrison</u>	M. Judon	M. Peters	C. Clark	D. Elliott	J. Smith	T. Bonds
11/15	at New England	<u>J. Madubuike</u>	B. Williams	D. Wolfe	Y. Ngakoue	<u>P. Queen</u>	<u>M. Harrison</u>	M. Judon	M. Peters	C. Clark	D. Elliott	M. Humphrey	--
11/22	Tennessee	--	--	--	--	--	--	--	--	--	--	--	--
11/26	at Pittsburgh	--	--	--	--	--	--	--	--	--	--	--	--
12/3	Dallas	--	--	--	--	--	--	--	--	--	--	--	--
12/14	at Cleveland	--	--	--	--	--	--	--	--	--	--	--	--
12/20	Jacksonville	--	--	--	--	--	--	--	--	--	--	--	--
12/27	N.Y. Giants	--	--	--	--	--	--	--	--	--	--	--	--
1/3	at Cincinnati	--	--	--	--	--	--	--	--	--	--	--	--

Rookies underlined.



# TRANSACTIONS

DATE	POS.	PLAYER	TRANSACTION
1/6	WR	Antoine Wesley	Placed on the Practice Squad Injured list
1/6	RB	Paul Perkins	Signed to practice squad
1/8	G	Parker Evinger	Placed on Injured Reserve
1/8	T	Andre Smith	Signed to the 53-man roster
1/12	LB	Aaron Adeoye	Re-signed to Reserve/Future contract
1/12	DB	Terrell Bonds	Re-signed to Reserve/Future contract
1/12	G	Will Holden	Re-signed to Reserve/Future contract
1/12	DE	Ufomba Kamalu	Re-signed to Reserve/Future contract
1/12	WR	Sean Modster	Re-signed to Reserve/Future contract
1/12	DE	Mike Onuoha	Re-signed to Reserve/Future contract
1/12	T	R.J. Prince	Re-signed to Reserve/Future contract
1/12	TE	Charles Scarff	Re-signed to Reserve/Future contract
1/12	WR	Antoine Wesley	Re-signed to Reserve/Future contract
2/6	T	Andre Smith	Re-signed to a one-year contract
2/10	S	Chuck Clark	Signed to a three-year contract extension
2/13	DB	Jordan Richards	Re-signed to a one-year contract
2/14	S	Tony Jefferson	Contract terminated
3/11	G	Marshal Yanda	Placed on the Reserve/Retired list
3/13	OLB	Matthew Judon	Designated the 2020 franchise tag player
3/13	WR/RS	De'Anthony Thomas	Re-signed
3/16	G/T	James Hurst	Contract terminated
3/18	TE	Hayden Hurst	Traded with a 2020 fourth-round draft choice to Atlanta in exchange for second- and fifth-round selections in the 2020 draft
3/18	P	Sam Koch	Signed to a two-year contract extension
3/19	DE	Calais Campbell	Acquired from the Jacksonville Jaguars in exchange for a 2020 fifth-round draft choice
3/20	DE	Chris Wormley	Traded with a seventh-round pick in the 2021 Draft to Pittsburgh in exchange for a fifth-round pick in 2021
3/21	DE	Calais Campbell	Signed to a one-year contract extension
3/21	DT	Justin Ellis	Re-signed
3/21	DE	Jihad Ward	Re-signed
3/24	CB	Jimmy Smith	Re-signed
3/26	LB/DB	Anthony Levine Sr.	Re-signed
3/26	WR	Chris Moore	Re-signed
3/26	LS	Nick Moore	Signed
3/31	DE	Derek Wolfe	Signed
4/8	DE	Ufomba Kamalu	Contract terminated
4/10	C	Matt Skura	Re-signed to a restricted free agent offer sheet
4/30	C	Trystan Colon-Castillo	Signed
4/30	QB	Tyler Huntley	Signed
4/30	K	Nick Vogel	Signed
5/1	CB	Jeff Hector	Signed
5/1	FB	Bronson Rechsteiner	Signed
5/4	WR	Michael Dereus	Signed
5/4	C	Sean Pollard	Signed
5/4	OLB	Chauncey Rivers	Signed
5/4	LB	Jake Ryan	Signed
5/5	CB	Khalil Dorsey	Signed
5/5	WR	Jaylon Moore	Signed
5/5	CB	Josh Nurse	Signed
5/5	S	Nigel Warrior	Signed
5/5	OLB	Marcus Willoughby	Signed
5/5	TE	Eli Wolf	Signed
5/5	DT	Broderick Washington	Signed
5/6	TE	Jake Breealand	Signed
5/6	OLB	John Daka	Signed
5/6	P	Dom Maggio	Signed
5/6	LB	Kristian Welch	Signed
5/6	G	Ben Bredeson	Signed
5/6	DT	Justin Madubuike	Signed
5/6	WR	James Proche II	Signed
5/7	G	Evan Adams	Signed
5/7	DT	Aaron Crawford	Signed
5/7	RB	J.K. Dobbins	Signed
5/7	S	Geno Stone	Signed
5/8	G	Tyre Phillips	Signed
5/9	G	Daishawn Dixon	Signed
5/11	G/T	D.J. Fluker	Signed
5/12	OLB	Pernell McPhee	Re-signed
5/12	WR	Sean Modster	Waived
7/14	OLB	Malik Harrison	Signed 2020 draft choice
7/23	WR	Devin Duvernay	Signed 2020 draft choice
7/23	LB	Patrick Queen	Signed 2020 draft choice
7/25	LB	Mike Onuoha	Waived
7/26	S	Nigel Warrior	Placed on Reserve/COVID-19
7/27	TE	Jake Breealand	Placed on the Non-Football Injury (NFI) list
7/27	G	Evan Adams	Waived
7/27	G	Daishawn Dixon	Waived
7/27	G	R.J. Prince	Waived
7/27	K	Nick Vogel	Waived
7/27	WR/RS	De'Anthony Thomas	Placed on the Reserve/Voluntary Opt-Out list
7/28	RB	Gus Edwards	Re-signed exclusive rights free agent
7/28	G	Parker Evinger	Signed
7/28	T	Andre Smith	Placed on the Reserve/Voluntary Opt-Out list
8/1	CB	Jeff Hector	Waived

8/1	DT	Daylon Mack	Waived
8/1	P	Dom Maggio	Waived
8/2	C/G	Matt Skura	Placed on the Physically Unable to Perform list
8/4	TE	Jake Breealand	Waived, who reverted to Injured Reserve on Aug. 5
8/4	S	Nigel Warrior	Activated from the Reserve/COVID-19 list
8/10	FB	Bronson Rechsteiner	Waived
8/12	RB/RS	Kenjon Barner	Signed
8/16	C/G	Matt Skura	Activated off the Physically Unable to Perform List
8/17	CB	Iman Marshall	Placed on Injured Reserve
8/22	WR	Antoine Wesley	Placed on Injured Reserve
8/23	S	Earl Thomas III	Terminated the contract of vested veteran
8/25	P	Johnny Townsend	Signed free agent
8/25	WR	DeAndrew White	Signed free agent
8/29	RB	Ty'Son Williams	Signed
8/31	OLB	John Daka	Waived
8/31	WR	Michael Dereus	Waived
8/31	C	Sean Pollard	Waived
8/31	WR	DeAndrew White	Placed on Injured Reserve
9/5	TE	Jerell Adams	Terminated the contract of vested veteran
9/5	OLB	Aaron Adeoye	Waived
9/5	RB/RS	Kenjon Barner	Terminated the contract of vested veteran
9/5	CB	Terrell Bonds	Waived
9/5	C	Trystan Colon-Castillo	Waived
9/5	DT	Aaron Crawford	Waived
9/5	CB	Khalil Dorsey	Waived
9/5	G	Parker Evinger	Terminated the contract of vested veteran
9/5	G	Will Holden	Waived
9/5	QB	Tyler Huntley	Waived
9/5	WR	Jaylon Moore	Waived
9/5	LS	Nick Moore	Waived
9/5	CB	Josh Nurse	Waived
9/5	S	Jordan Richards	Terminated the contract of vested veteran
9/5	OLB	Chauncey Rivers	Waived
9/5	TE	Charles Scarff	Waived
9/5	WR	Jaleel Scott	Waived
9/5	P	Johnny Townsend	Waived
9/5	S	Nigel Warrior	Waived
9/5	ILB	Kristian Welch	Waived
9/5	RB	Ty'Son Williams	Waived
9/5	OLB	Marcus Willoughby	Waived
9/5	TE	Eli Wolf	Waived
9/6	TE	Jerell Adams	Signed to practice squad
9/6	OLB	Aaron Adeoye	Signed to practice squad
9/6	CB	Terrell Bonds	Signed to practice squad
9/6	C	Trystan Colon-Castillo	Signed to practice squad
9/6	DT	Aaron Crawford	Signed to practice squad
9/6	CB	Khalil Dorsey	Signed to practice squad
9/6	G	Will Holden	Signed to practice squad
9/6	QB	Tyler Huntley	Signed to practice squad
9/6	WR	Jaylon Moore	Signed to practice squad
9/6	LS	Nick Moore	Signed to practice squad
9/6	S	Jordan Richards	Signed to practice squad
9/6	OLB	Chauncey Rivers	Signed to practice squad
9/6	S	Nigel Warrior	Signed to practice squad
9/6	RB	Kristian Welch	Signed to practice squad
9/6	RB	Ty'Son Williams	Signed to practice squad
9/6	TE	Eli Wolf	Signed to practice squad
9/12	S	Jordan Richards	Activated from practice squad
9/15	TE	Xavier Grimble	Signed to practice squad
9/15	ILB	Kristian Welch	Placed on Practice Squad Injured Reserve
9/19	S	Jordan Richards	Activated from practice squad
9/22	TE	Sean Culkin	Signed to practice squad
9/22	TE	Xavier Grimble	Placed on Practice Squad Injured Reserve
9/27	CB	Terrell Bonds	Activated from practice squad
9/27	CB	Khalil Dorsey	Activated from practice squad
9/27	S	Jordan Richards	Signed from the practice squad to the 53-man roster
9/27	CB	Tavon Young	Placed on Injured Reserve
9/30	DB	Marcus Gilchrist	Signed to practice squad
10/3	CB	Khalil Dorsey	Activated from practice squad
10/6	TE	Jerell Adams	Terminated from practice squad
10/6	ILB	Kristian Welch	Restored to practice squad
10/8	S	Geno Stone	Waived
10/9	CB	Khalil Dorsey	Signed from the practice squad to the 53-man roster
10/9	S	Geno Stone	Signed to practice squad
10/10	C	Trystan Colon-Castillo	Activated from practice squad
10/10	S	Marcus Gilchrist	Activated from practice squad
10/12	ILB	Otaro Alaka	Placed on Injured Reserve
10/12	C	Trystan Colon-Castillo	Signed from the practice squad to the 53-man roster
10/12	CB	Nate Hairston	Signed to practice squad
10/17	S	Marcus Gilchrist	Activated from practice squad
10/17	ILB	Kristian Welch	Activated from practice squad
10/17	DT	Brandon Williams	Placed on Reserve/COVID-19
10/22	CB	Anthony Averett	Placed on Injured Reserve
10/22	DT	Brandon Williams	Activated from the Reserve/COVID-19 list
10/23	DE	Yannick Ngakoue	Acquired from the Minnesota Vikings in exchange for undisclosed draft picks

# TRANSACTIONS

10/27	S	Marcus Gilchrist	Terminated from practice squad
10/27	WR	Dez Bryant	Signed to practice squad
10/31	CB	Terrell Bonds	Activated from practice squad
10/31	ILB	Kristian Welch	Activated from practice squad
11/2	CB	Marlon Humphrey	Placed on Reserve/COVID-19
11/3	CB	Terrell Bonds	Placed on Reserve/COVID-19
11/3	OLB	Tyus Bowser	Placed on Reserve/COVID-19
11/3	S	DeShon Elliott	Placed on Reserve/COVID-19
11/3	ILB	L.J. Fort	Placed on Reserve/COVID-19
11/3	TE	Xavier Grimble	Restored to practice squad
11/3	ILB	Malik Harrison	Placed on Reserve/COVID-19
11/3	OLB	Matthew Judon	Placed on Reserve/COVID-19
11/3	G/T	Tyre Phillips	Placed on Injured Reserve
11/3	ILB	Patrick Queen	Placed on Reserve/COVID-19
11/3	T	Ronnie Stanley	Placed on Injured Reserve
11/3	TE	Eli Wolf	Placed on Practice Squad Injured Reserve
11/5	OLB	Matthew Judon	Activated from the Reserve/COVID-19 list
11/7	CB	Terrell Bonds	Restored to the practice squad from the Reserve/COVID-19 list

11/7	CB	Terrell Bonds	Signed from the practice squad to the 53-man roster
11/7	OLB	Tyus Bowser	Activated from the Reserve/COVID-19 list
11/7	WR	Dez Bryant	Activated from practice squad
11/7	S	DeShon Elliott	Activated from the Reserve/COVID-19 list
11/7	ILB	L.J. Fort	Activated from the Reserve/COVID-19 list
11/7	ILB	Malik Harrison	Activated from the Reserve/COVID-19 list
11/7	WR/RS	Chris Moore	Placed on Injured Reserve
11/7	ILB	Patrick Queen	Activated from the Reserve/COVID-19 list
11/7	S	Geno Stone	Activated from practice squad
11/7	ILB	Kristian Welch	Signed from the practice squad to the 53-man roster
11/10	DB	Nate Brooks	Signed to practice squad
11/10	CB	Khalil Dorsey	Placed on Injured Reserve
11/10	G/T	R.J. Prince	Signed to practice squad
11/10	CB	Tramon Williams	Signed free agent
11/11	CB	Marlon Humphrey	Activated from the Reserve/COVID-19 list
11/12	CB	Iman Marshall	Placed on Reserve/COVID-19
11/14	S	Geno Stone	Activated from practice squad



# DEFENSIVE & SPECIAL TEAMS STATISTICS

2020 REGULAR SEASON BALTIMORE RAVENS DEFENSIVE STATS  
(THROUGH WEEK 10)

PLAYER	TOTAL	SOLO	ASST.	SACKS/YDS.	TFL	QBH	FR	FF	INT./YDS.	PD
Queen, Patrick	61	43	18	2.0/13.0	5	5	2	2	0/0	1
Clark, Chuck	52	33	19	1.5/11.0	2	3	3	2	0/0	1
Humphrey, Marlon	45	37	8	2.5/14.5	2	4	0	4	1/8	5
Elliott, DeShon	42	27	15	2.5/14.0	3	5	0	2	0/0	3
Peters, Marcus	32	27	5	1.0/10.0	1	1	2	3	3/17	6
Judon, Matthew	29	18	11	3.0/29.0	5	14	0	0	0/0	2
Fort, L.J.	25	19	6	0.0/0.0	0	1	2	1	0/0	0
Wolfe, Derek	25	12	13	0.0/0.0	2	3	0	0	0/0	0
Campbell, Calais	24	15	9	4.0/27.5	5	10	0	0	0/0	6
Harrison, Malik	23	14	9	0.0/0.0	0	0	0	0	0/0	1
Smith, Jimmy	23	19	4	1.0/1.0	2	1	1	0	0/0	1
McPhee, Pernell	21	17	4	2.0/14.0	2	9	0	0	0/0	1
Ferguson, Jaylon	20	13	7	2.0/25.0	6	4	1	0	0/0	0
Williams, Brandon	20	13	7	0.0/0.0	1	1	0	0	0/0	0
Bowser, Tyus	14	10	4	2.0/23.0	3	9	0	0	0/0	2
Board, Chris	13	6	7	0.5/1.0	0	0	0	1	0/0	1
Ward, Jihad	12	4	8	1.0/7.0	2	2	0	0	0/0	0
Averett, Anthony	11	9	2	0.0/0.0	0	0	0	0	0/0	1
Madubuike, Justin	11	6	5	0.0/0.0	0	1	0	0	0/0	0
Ellis, Justin	7	3	4	0.0/0.0	0	0	0	0	0/0	1
Bonds, Terrell	5	5	0	0.0/0.0	0	0	0	0	0/0	0
Gilchrist, Marcus	3	3	0	0.0/0.0	0	0	0	0	0/0	0
Ngakoue, Yannick	3	3	0	0.0/0.0	0	1	0	0	0/0	0
Washington, Broderick	2	0	2	0.0/0.0	0	0	0	0	0/0	0
Williams, Tramon	2	1	1	0.0/0.0	0	0	0	0	0/0	0
Young, Tavon	2	2	0	0.0/0.0	0	0	0	0	0/0	0
Dorsey, Khalil	1	1	0	0.0/0.0	0	0	0	0	0/0	0
Levine Sr., Anthony	0	0	0	0.0/0.0	0	0	1	0	0/0	0
<b>TOTALS</b>	<b>528</b>	<b>360</b>	<b>168</b>	<b>25.0/190.0</b>	<b>41</b>	<b>74</b>	<b>12</b>	<b>15</b>	<b>4/25</b>	<b>32</b>

ASST.=Assist, TFL=Tackle for a Loss, INT.=Interception, FR=Fumble Recovery, FF=Forced Fumble, PD=Pass Defense

2020 RAVENS SPECIAL TEAMS							
POS.	PLAYER	TTL.	SOLO	ASST.	FF	FR	BL
ILB	Harrison, Malik	6	3	3	0	0	0
ILB	Board, Chris	5	4	1	0	0	0
RB	Hill, Justice	5	2	3	1	0	0
ILB	Fort, L.J.	3	2	1	0	0	0
LS	Cox, Morgan	2	1	1	0	0	0
DB/LB	Levine Sr., Anthony	2	1	1	0	0	0
S	Richards, Jordan	2	1	1	0	0	0
ILB	Welch, Kristian	2	2	0	0	0	0
ILB	Alaka, Otaru	1	0	1	0	0	0
CB	Bonds, Terrell	1	1	0	0	0	0
CB	Dorsey, Khalil	1	1	0	0	0	0
WR/RS	Moore, Chris	1	1	0	0	0	0
K	Tucker, Justin	1	1	0	0	0	0
<b>TOTALS</b>		<b>32</b>	<b>20</b>	<b>12</b>	<b>1</b>	<b>0</b>	<b>0</b>

DEFENSIVE STATS BY RANK									
SACKS		INTERCEPTIONS		TACKLES FOR LOSS		PASSES DEFENSED		QBH	
PLAYER	NO.	PLAYER	NO.	PLAYER	NO.	PLAYER	NO.	PLAYER	NO.
Campbell, Calais	4.0	Peters, Marcus	3	Ferguson, Jaylon	6	Campbell, Calais	6	Judon, Matthew	14
Judon, Matthew	3.0	Humphrey, Marlon	1	Campbell, Calais	5	Peters, Marcus	6	Campbell, Calais	10
Elliott, DeShon	2.5			Judon, Matthew	5	Humphrey, Marlon	5	Bowser, Tyus	9
Humphrey, Marlon	2.5			Queen, Patrick	5	Elliott, DeShon	3	McPhee, Pernell	9
Bowser, Tyus	2.0			Bowser, Tyus	3	Bowser, Tyus	2	Elliott, DeShon	5
Ferguson, Jaylon	2.0			Elliott, DeShon	3	Judon, Matthew	2	Queen, Patrick	5
McPhee, Pernell	2.0			Clark, Chuck	2	Averett, Anthony	1	Ferguson, Jaylon	4
Queen, Patrick	2.0			Humphrey, Marlon	2	Board, Chris	1	Humphrey, Marlon	4
Clark, Chuck	1.5			McPhee, Pernell	2	Clark, Chuck	1	Clark, Chuck	3
Peters, Marcus	1.0			Smith, Jimmy	2	Ellis, Justin	1	Wolfe, Derek	3
Smith, Jimmy	1.0			Ward, Jihad	2	Harrison, Malik	1	Ward, Jihad	2
Ward, Jihad	1.0			Wolfe, Derek	2	McPhee, Pernell	1	Fort, L.J.	1
Board, Chris	0.5			Peters, Marcus	1	Queen, Patrick	1	Madubuike, Justin	1
				Williams, Brandon	1	Smith, Jimmy	1	Ngakoue, Yannick	1
								Peters, Marcus	1
								Smith, Jimmy	1
								Williams, Brandon	1

FORCED FUMBLES		FUMBLE RECOVERIES	
PLAYER	NO.	PLAYER	NO.
Humphrey, Marlon	4	Clark, Chuck	3
Peters, Marcus	3	Fort, L.J.	2
Clark, Chuck	2	Peters, Marcus	2
Elliott, DeShon	2	Queen, Patrick	2
Queen, Patrick	2	Ferguson, Jaylon	1
Board, Chris	1	Levine Sr., Anthony	1
Fort, L.J.	1	Smith, Jimmy	1





# GAME-BY-GAME DEFENSE

2020 REGULAR SEASON RAVENS GAME-BY-GAME DEFENSE																	
	09/13	09/20	09/28	10/04	10/11	10/18	11/01	11/08	11/15	11/22	11/26	12/03	12/14	12/20	12/27	01/03	Totals
	CLE	@ HOU	KC	@ WAS	CIN	@ PHI	PIT	@ IND	@ NE	TEN	@ PIT	DAL	@ CLE	JAX	NYG	@ CIN	
<b>FIRST DOWNS</b>																	
Total	20	18	29	24	12	19	19	20	25								186
Rushing	6	2	5	6	3	6	3	7	11								49
Passing	10	15	22	17	9	10	11	11	10								115
Penalty	4	1	2	1	0	3	5	2	4								22
<b>THIRD DOWNS</b>																	
Attempts	12	9	13	13	16	12	9	12	11								107
Converted	3	3	10	4	3	3	3	2	5								36
Percentage	25.0%	33.3%	76.9%	30.8%	18.8%	25.0%	33.3%	16.7%	45.5%								33.6%
<b>FOURTH DOWNS</b>																	
Attempts	3	1	2	3	3	3	0	4	1								20
Converted	0	0	0	2	2	1	0	2	1								8
Percentage	0.0%	0.0%	0.0%	66.7%	66.7%	33.3%	0	50.0%	100.0%								40.0%
<b>TOT. OFFENSE</b>																	
Net Yards	306	304	517	343	205	364	221	339	308								2,907
Plays	68	57	73	70	65	64	50	65	58								570
Avg./Play	4.5	5.3	7.1	4.9	3.2	5.7	4.4	5.2	5.3								5.1
<b>RUSHING</b>																	
Net Yards	138	51	132	69	70	194	48	112	173								987
Rush. Att.	27	17	31	22	28	18	16	21	39								219
Avg./Att.	5.1	3.0	4.3	3.1	2.5	10.8	3.0	5.3	4.4								4.5
<b>PASSING</b>																	
Net Yards	168	253	385	274	135	170	173	227	135								1,920
Attempts	39	36	42	45	30	40	32	44	18								326
Completions	21	25	31	32	19	21	21	25	14								209
Completion Pct	53.8%	69.4%	73.8%	71.1%	63.3%	52.5%	65.6%	56.8%	77.8%								64.1%
Avg. Gain Per Pass Play	4.1	6.3	9.2	5.7	3.6	3.7	5.1	5.2	7.1								5.5
Intercepted	1	1	0	0	1	0	0	1	0								4
Gross Yards	189	275	385	314	183	213	182	227	142								2,110
Sacked	2.0	4.0	0.0	3.0	7.0	6.0	2.0	0.0	1.0								25.0
Yards Lost	21	22	0	40	48	43	9	0	7								190
<b>PENALTIES</b>																	
Number	8	4	6	2	5	3	3	4	3								38
Yards	80	22	38	20	40	20	30	30	18								298
<b>FUMBLES</b>																	
Number	3	1	1	1	3	4	3	2	0								18
Lost	2	1	1	1	2	1	1	1	0								10
<b>PUNTING</b>																	
Net Yards	137	140	58	229	351	295	253	204	173								1,840
Punts	3	3	1	5	7	6	6	4	4								39
Net Avg.	37.0	44.0	42.0	40.2	43.0	42.0	39.7	37.8	43.3								43.5
Gross Avg.	45.7	46.7	58.0	45.8	50.1	49.2	42.2	51.0	43.3								47.2
Touchbacks	0	0	0	0	2	0	0	2	0								4
Punts Blocked	0	0	0	0	0	0	0	0	0								0
Punt Returns	1	1	1	1	1	3	1	4	0								13
Punt Return Yards	1	10	7	-3	4	20	5	21	0								65
Punt Return Avg.	1.0	10.0	7.0	-3.0	4.0	6.7	5.0	5.3	0								5.0
<b>SCORING</b>																	
Points	6	16	34	17	3	28	28	10	23								165
Q1	6	0	6	0	0	0	7	7	0								26
Q2	0	10	21	10	0	0	0	3	13								57
Q3	0	0	0	0	0	6	14	0	10								30
Q4	0	6	7	7	3	22	7	0	0								52
OT	0	0	0	0	0	0	0	0	0								0
TD Rushing	0	0	1	2	0	1	1	1	1								7
TD Passing	1	1	4	0	0	2	2	0	2								12
TD KO Returns	0	0	0	0	0	0	0	0	0								0
TD Punt Returns	0	0	0	0	0	0	0	0	0								0
TD Sp. Teams	0	0	0	0	0	0	0	0	0								0
TD Def. Returns	0	0	0	0	0	0	1	0	0								1
Total TDs	1	1	5	2	0	4	4	1	3								21
PAT Attempts	1	1	5	2	0	4	4	1	3								21
PAT Made	0	1	4	2	0	2	4	1	2								16
FG Attempts	1	3	1	2	1	1	0	1	1								11
FG Made	0	3	0	1	1	0	0	1	1								7
Safety	0	0	0	0	0	0	0	0	0								0
2-Pt Attempts	0	0	0	0	0	4	0	0	0								4
2-Pt Made	0	0	0	0	0	2	0	0	0								2
Time of Possession	30:02	25:09	33:56	30:38	34:39	23:30	24:38	26:34	27:26								256:32
<b>KICKOFFS</b>																	
Kickoff Returns	0	1	1	2	0	2	2	4	0								12
Kickoff Return Yards	0	17	19	30	0	43	48	103	0								260
Kickoff Return Avg.	0	17.0	19.0	15.0	0	21.5	24.0	25.8	0								21.7

# LONGEST PLAYS FROM SCRIMMAGE

RAVENS						OPPONENT					
DATE	OPPONENT	QTR	RAVENS PLAYER	YARDS	SCORE	DATE	OPPONENT	QTR	OPP. PLAYER	YARDS	SCORE
10/04	at Washington	2	Lamar Jackson run	50T	W, 31-17	10/18	at Philadelphia	3	Miles Sanders run	74	W, 28-30
09/13	Cleveland	1	Lamar Jackson -> Marquise Brown	47	W, 38-6	10/18	at Philadelphia	3	Carson Wentz -> John Hightower	50	W, 28-30
09/20	at Houston	4	J.K. Dobbins run	44	W, 33-16	09/28	Kansas City	2	Patrick Mahomes -> Mecole Hardman	49T	L, 20-34
10/11	Cincinnati	1	Devin Duvernay run	42	W, 27-3	10/04	at Washington	2	Dwayne Haskins Jr. -> Antonio Gibson	40	W, 17-31
11/01	Pittsburgh	4	Lamar Jackson -> Devin Duvernay	39	L, 28-24	10/18	at Philadelphia	4	Carson Wentz run	40	W, 28-30
10/18	at Philadelphia	3	Lamar Jackson run	37T	W, 30-28	10/04	at Washington	4	Dwayne Haskins Jr. -> Terry McLaurin	39	W, 17-31
10/11	Cincinnati	2	J.K. Dobbins run	34	W, 27-3	09/20	at Houston	2	Deshawn Watson -> Brandin Cooks	38	W, 16-33
11/01	Pittsburgh	1	Lamar Jackson -> Willie Snead IV	34	L, 28-24	09/28	Kansas City	1	Patrick Mahomes -> Tyreek Hill	33	L, 20-34
10/04	at Washington	1	Lamar Jackson -> Marquise Brown	33	W, 31-17	09/13	Cleveland	1	Nick Chubb run	29	W, 6-38
10/18	at Philadelphia	2	Lamar Jackson -> Willie Snead IV	32	W, 30-28	09/28	Kansas City	2	Patrick Mahomes -> Travis Kelce	29	L, 20-34
11/01	Pittsburgh	4	Lamar Jackson -> Willie Snead IV	32	L, 28-24	09/13	Cleveland	2	Baker Mayfield -> David Njoku	28	W, 6-38
10/04	at Washington	2	Lamar Jackson -> Marquise Brown	31	W, 31-17	10/11	Cincinnati	1	Joe Burrow -> Tee Higgins	26	W, 3-27
11/15	at New England	2	Lamar Jackson -> Gus Edwards	31	L, 23-17	10/18	at Philadelphia	2	Miles Sanders run	26	W, 28-30
09/20	at Houston	4	Mark Ingram II run	30T	W, 33-16	11/15	at New England	3	Cam Newton -> Jakobi Meyers	26	L, 17-23
09/28	Kansas City	1	Lamar Jackson run	30	L, 34-20	11/15	at New England	3	Damien Harris run	25	L, 17-23
10/11	Cincinnati	3	Lamar Jackson -> Marquise Brown	30	W, 27-3						
09/20	at Houston	1	Lamar Jackson -> Mark Andrews	29	W, 33-16						
11/01	Pittsburgh	1	J.K. Dobbins run	28	L, 28-24						
09/13	Cleveland	2	Lamar Jackson -> Miles Boykin	25	W, 38-6						
09/20	at Houston	2	Lamar Jackson -> Marquise Brown	25	W, 33-16						
10/04	at Washington	2	Lamar Jackson -> Mark Andrews	25T	W, 31-17						
11/01	Pittsburgh	2	Gus Edwards run	25	L, 28-24						
<b>TOTALS</b>			<b>22 - 733 (33.3), 4 TDS (9 RUNS, 3 TDS, 13 PASSES, 1 TD)</b>						<b>15 - 552 (36.8), 1 TDS (5 RUNS, 0 TDS, 10 PASSES, 1 TD)</b>		



# TEAM SUPERLATIVES

HIGH	DATE	OPPONENT	OFFENSIVE CATEGORY	OPPONENT	DATE	LOW
38	9/13	vs. Cleveland	<b>Points</b>	at New England	11/15	17
17	9/20	at Houston	<b>Points in a Quarter</b>	at New England ...2 more at 0.	11/15	0
24	9/13	vs. Cleveland	<b>Points in a Half</b>	at New England ...2 more at 7.	11/15	7
5	9/13	vs. Cleveland	<b>Total Touchdowns</b>	at New England ...1 more at 2.	11/15	2
79	11/1	vs. Pittsburgh	<b>Total Plays</b>	vs. Kansas City	9/28	53
457	11/1	vs. Pittsburgh	<b>Total Net Yards</b>	vs. Kansas City	9/28	228
25	11/1	vs. Pittsburgh	<b>Total First Downs</b>	vs. Kansas City	9/28	16
13	11/1	vs. Pittsburgh	<b>First Downs Rushing</b>	vs. Cincinnati	10/11	6
16	9/13	vs. Cleveland	<b>First Downs Passing</b>	vs. Kansas City	9/28	5
3	9/28	vs. Kansas City	<b>First Down Penalties</b>	at Philadelphia ...1 more at 0.	10/18	0
55%	9/13	vs. Cleveland	<b>Third Down Efficiency</b>	vs. Kansas City	9/28	33%
6.6	9/13	vs. Cleveland	<b>Average Yards Per Play</b>	at Indianapolis	11/8	4.2
265	11/1	vs. Pittsburgh	<b>Total Net Yards Rushing</b>	at Indianapolis	11/8	110
47	11/1	vs. Pittsburgh	<b>Rushing Attempts</b>	vs. Kansas City	9/28	21
7.5	9/28	vs. Kansas City	<b>Rushing Average Yards</b>	at Indianapolis	11/8	2.9
2	11/8	at Indianapolis ...3 more at 2.	<b>Rushing Touchdowns</b>	at New England ...2 more at 0.	11/15	0
270	9/13	vs. Cleveland	<b>Total Net Yards Passing</b>	vs. Kansas City	9/28	70
37	10/11	vs. Cincinnati	<b>Passing Attempts</b>	at Indianapolis ...1 more at 23.	11/8	23
24	11/15	at New England	<b>Passing Completions</b>	vs. Pittsburgh	11/1	13
3	9/13	vs. Cleveland	<b>Passing Touchdowns</b>	at Indianapolis	11/8	0
9.6	9/13	vs. Cleveland	<b>Passing Yards Average</b>	vs. Kansas City	9/28	2.2
2	11/1	vs. Pittsburgh ...1 more at 2.	<b>Passes Thrown for Interception</b>	at Indianapolis ...4 more at 0.	11/8	0
4	11/1	vs. Pittsburgh ...2 more at 4.	<b>Times Sacked</b>	vs. Cincinnati ...1 more at 1.	10/11	1
27	9/28	vs. Kansas City ...1 more at 27.	<b>Sack Yards Lost</b>	at Washington	10/4	2
4	11/1	vs. Pittsburgh ...2 more at 4.	<b>QB Sacks</b>	vs. Cincinnati ...1 more at 1.	10/11	1
7	10/18	at Philadelphia	<b>Total Punts</b>	at Houston	9/20	2
325	10/18	at Philadelphia	<b>Total Punt Yards</b>	at Houston	9/20	94
50.3	11/15	at New England	<b>Punt Gross Average Yards</b>	vs. Pittsburgh	11/1	39.7
50.3	11/15	at New England	<b>Punt Net Average Yards</b>	vs. Pittsburgh	11/1	38
5	10/18	at Philadelphia	<b>Punt Returns</b>	at New England	11/15	0
43	10/18	at Philadelphia	<b>Punt Return Yards</b>	at New England	11/15	0
16.0	9/28	vs. Kansas City	<b>Punt Return Yards Average</b>	at New England	11/15	0.0
3	9/20	at Houston	<b>Kickoff Returns</b>	at Washington	10/4	0
119	9/28	vs. Kansas City	<b>Kickoff Return Yards</b>	at Washington	10/4	0
12	10/18	at Philadelphia	<b>Total Penalties</b>	at Houston	9/20	3
132	10/18	at Philadelphia	<b>Penalty Yards</b>	at Houston	9/20	21
4	11/1	vs. Pittsburgh	<b>Total Fumbles</b>	vs. Cincinnati ...2 more at 0.	10/11	0
2	11/1	vs. Pittsburgh	<b>Fumbles Lost</b>	at New England ...4 more at 0.	11/15	0
36:30	10/18	at Philadelphia	<b>Time of Possession</b>	vs. Cincinnati	10/11	25:21
4	11/1	vs. Pittsburgh	<b>Turnovers</b>	at Philadelphia ...1 more at 0.	10/18	0

# TEAM SUPERLATIVES

HIGH	DATE	OPPONENT	DEFENSIVE CATEGORY	OPPONENT	DATE	LOW
34	9/28	vs. Kansas City	<b>Points</b>	vs. Cincinnati	10/11	3
22	10/18	at Philadelphia	<b>Points in a Quarter</b>	at New England ...8 more at 0.	11/15	0
28	10/18	at Philadelphia	<b>Points in a Half</b>	at Indianapolis ...3 more at 0.	11/8	0
5	9/28	vs. Kansas City	<b>Total Touchdowns</b>	vs. Cincinnati	10/11	0
73	9/28	vs. Kansas City	<b>Total Plays</b>	vs. Pittsburgh	11/1	50
517	9/28	vs. Kansas City	<b>Total Net Yards</b>	vs. Cincinnati	10/11	205
29	9/28	vs. Kansas City	<b>Total First Downs</b>	vs. Cincinnati	10/11	12
11	11/15	at New England	<b>First Downs Rushing</b>	at Houston	9/20	2
22	9/28	vs. Kansas City	<b>First Downs Passing</b>	vs. Cincinnati	10/11	9
5	11/1	vs. Pittsburgh	<b>First Down Penalties</b>	vs. Cincinnati	10/11	0
77%	9/28	vs. Kansas City	<b>Third Down Efficiency</b>	at Indianapolis	11/8	17%
7.1	9/28	vs. Kansas City	<b>Average Yards Per Play</b>	vs. Cincinnati	10/11	3.2
194	10/18	at Philadelphia	<b>Total Net Yards Rushing</b>	vs. Pittsburgh	11/1	48
39	11/15	at New England	<b>Rushing Attempts</b>	vs. Pittsburgh	11/1	16
10.8	10/18	at Philadelphia	<b>Rushing Average Yards</b>	vs. Cincinnati	10/11	2.5
2	10/4	at Washington	<b>Rushing Touchdowns</b>	vs. Cincinnati ...2 more at 0.	10/11	0
385	9/28	vs. Kansas City	<b>Total Net Yards Passing</b>	at New England ...1 more at 135.	11/15	135
45	10/4	at Washington	<b>Passing Attempts</b>	at New England	11/15	18
32	10/4	at Washington	<b>Passing Completions</b>	at New England	11/15	14
4	9/28	vs. Kansas City	<b>Passing Touchdowns</b>	at Indianapolis ...2 more at 0.	11/8	0
9.2	9/28	vs. Kansas City	<b>Passing Yards Average</b>	vs. Cincinnati	10/11	3.6
1	11/8	at Indianapolis ...3 more at 1.	<b>Passes Thrown for Interception</b>	at New England ...4 more at 0.	11/15	0
7	10/11	vs. Cincinnati	<b>Times Sacked</b>	at Indianapolis ...1 more at 0.	11/8	0
48	10/11	vs. Cincinnati	<b>Sack Yards Lost</b>	at Indianapolis ...1 more at 0.	11/8	0
7	10/11	vs. Cincinnati	<b>QB Sacks</b>	at Indianapolis ...1 more at 0.	11/8	0
7	10/11	vs. Cincinnati	<b>Total Punts</b>	vs. Kansas City	9/28	1
351	10/11	vs. Cincinnati	<b>Total Punt Yards</b>	vs. Kansas City	9/28	58
58	9/28	vs. Kansas City	<b>Punt Gross Average Yards</b>	vs. Pittsburgh	11/1	42.2
44	9/20	at Houston	<b>Punt Net Average Yards</b>	vs. Cleveland	9/13	37
4	11/8	at Indianapolis	<b>Punt Returns</b>	at New England	11/15	0
21	11/8	at Indianapolis	<b>Punt Return Yards</b>	at Washington	10/4	-3
10.0	9/20	at Houston	<b>Punt Return Yards Average</b>	at Washington	10/4	-3.0
4	11/8	at Indianapolis	<b>Kickoff Returns</b>	at New England ...2 more at 0.	11/15	0
103	11/8	at Indianapolis	<b>Kickoff Return Yards</b>	at New England ...2 more at 0.	11/15	0
8	9/13	vs. Cleveland	<b>Total Penalties</b>	at Washington	10/4	2
80	9/13	vs. Cleveland	<b>Penalty Yards</b>	at New England	11/15	18
4	10/18	at Philadelphia	<b>Total Fumbles</b>	at New England	11/15	0
2	10/11	vs. Cincinnati ...1 more at 2.	<b>Fumbles Lost</b>	at New England	11/15	0
34:39	10/11	vs. Cincinnati	<b>Time of Possession</b>	at Philadelphia	10/18	23:30
3	10/11	vs. Cincinnati ...1 more at 3.	<b>Turnovers</b>	at New England	11/15	0

# INDIVIDUAL SUPERLATIVES

CATEGORY	2020 RAVENS INDIVIDUAL BEST	GAME	DATE	OPPONENT INDIVIDUAL BEST	GAME	DATE
<b>Touchdowns</b>	2 Willie Snead IV ...3 more.	at NE	11/15	2 Rex Burkhead	at NE	11/15
<b>Passes Attempted</b>	37 Lamar Jackson	vs. CIN	10/11	45 Dwayne Haskins Jr.	at WAS	10/04
<b>Passes Completed</b>	24 Lamar Jackson	at NE	11/15	32 Dwayne Haskins Jr.	at WAS	10/04
<b>Completion Percentage</b>	82.6 Lamar Jackson	at IND	11/08	76.4 Cam Newton	at NE	11/15
<b>Passing Yards</b>	275 Lamar Jackson	vs. CLE	09/13	385 Patrick Mahomes	vs. KC	09/28
<b>Yards Per Attempt</b>	15.0 Sam Koch	at WAS	10/04	24.0 Jakobi Meyers	at NE	11/15
<b>Touchdown Passes</b>	3 Lamar Jackson	vs. CLE	09/13	4 Patrick Mahomes	vs. KC	09/28
<b>Receptions</b>	7 Mark Andrews	at NE	11/15	10 Terry McLaurin	at WAS	10/04
<b>Receiving Yards</b>	106 Willie Snead IV	vs. PIT	11/01	118 Terry McLaurin	at WAS	10/04
<b>Touchdown Receptions</b>	2 Willie Snead IV ...2 more.	at NE	11/15	2 Rex Burkhead	at NE	11/15
<b>Rushing Yards</b>	113 J.K. Dobbins	vs. PIT	11/01	121 Damien Harris	at NE	11/15
<b>Rushing Attempts</b>	16 Gus Edwards ...2 more.	vs. PIT	11/01	24 Joe Mixon	vs. CIN	10/11
<b>Rushing Average</b>	12.0 Lamar Jackson	at PHI	10/18	13.1 Miles Sanders	at PHI	10/18
<b>Rushing Touchdowns</b>	2 J.K. Dobbins	vs. CLE	09/13	1 Cam Newton ...6 more.	at NE	11/15
<b>Yards From Scrimmage</b>	121 J.K. Dobbins	vs. PIT	11/01	134 Clyde Edwards-Helaire	vs. KC	09/28
<b>Combined Net Yards</b>	126 Devin Duvernay	vs. KC	09/28	134 Clyde Edwards-Helaire	vs. KC	09/28
<b>Interceptions Made</b>	1 Marcus Peters ...3 more.	at IND	11/08	2 Kendall Fuller	at WAS	10/04
<b>Interceptions Thrown</b>	2 Lamar Jackson	vs. PIT	11/01	1 Philip Rivers ...3 more.	at IND	11/08
<b>INT Return Yards</b>	12 Marcus Peters	vs. CIN	10/11	33 Robert Spillane	vs. PIT	11/01
<b>Tackles</b>	12 Patrick Queen	at WAS	10/04	15 Darius Leonard ...1 more.	at IND	11/08
<b>Sacks</b>	3.0 Calais Campbell	at PHI	10/18	2.0 Stephon Tuitt ...3 more.	vs. PIT	11/01
<b>Punts</b>	7 Sam Koch	at PHI	10/18	7 Kevin Huber	vs. CIN	10/11
<b>Punts Inside the 20</b>	3 Sam Koch ...2 more.	at NE	11/15	2 Jake Bailey ...3 more.	at NE	11/15
<b>Punting Average</b>	50.3 Sam Koch	at NE	11/15	58.0 Tommy Townsend	vs. KC	09/28
<b>Punt Returns</b>	5 James Proche II	at PHI	10/18	4 Nyheim Hines	at IND	11/08
<b>Punt Return Yards</b>	43 James Proche II	at PHI	10/18	21 Nyheim Hines	at IND	11/08
<b>Kickoff Returns</b>	3 Devin Duvernay	at HOU	09/20	4 Isaiah Rodgers	at IND	11/08
<b>Kickoff Return Yards</b>	119 Devin Duvernay	vs. KC	09/28	103 Isaiah Rodgers	at IND	11/08
<b>Field Goals Attempted</b>	4 Justin Tucker	at HOU	09/20	3 Ka'imi Fairbairn	at HOU	09/20
<b>Field Goals Made</b>	4 Justin Tucker	at HOU	09/20	3 Ka'imi Fairbairn	at HOU	09/20

CATEGORY	2020 RAVENS LONGEST PLAYS	GAME	DATE	OPPONENT INDIVIDUAL	GAME	DATE
<b>Run From Scrimmage</b>	50 Lamar Jackson	at WAS	10/04	74 Miles Sanders	at PHI	10/18
<b>Touchdown Run</b>	50 Lamar Jackson	at WAS	10/04	4 Cam Newton	at NE	11/15
<b>Passing Long</b>	47 Lamar Jackson	vs. CLE	09/13	50 Carson Wentz	at PHI	10/18
<b>Touchdown Pass Long</b>	25 Lamar Jackson	at WAS	10/04	49 Patrick Mahomes	vs. KC	09/28
<b>Longest Reception</b>	47 Marquise Brown	vs. CLE	09/13	50 John Hightower	at PHI	10/18
<b>Touchdown Reception</b>	25 Mark Andrews	at WAS	10/04	49 Mecole Hardman	vs. KC	09/28
<b>Interception Return</b>	12 Marcus Peters	vs. CIN	10/11	33 Robert Spillane	vs. PIT	11/01
<b>Longest INT Return for TD</b>				33 Robert Spillane	vs. PIT	11/01
<b>Longest Own Fumble Return</b>	4 Jimmy Smith	at PHI	10/18	11 Bobby Okereke	at IND	11/08
<b>Longest Opponent's Fumble Return</b>	65 Chuck Clark	at IND	11/08	3 Darius Leonard	at IND	11/08
<b>Punt Return</b>	17 James Proche II	vs. CLE	09/13	11 Nyheim Hines ...1 more.	at IND	11/08
<b>Kickoff Return</b>	93 Devin Duvernay	vs. KC	09/28	37 Isaiah Rodgers	at IND	11/08
<b>Punt</b>	59 Sam Koch	at PHI	10/18	66 Cameron Johnston	at PHI	10/18
<b>Field Goal</b>	55 Justin Tucker	at PHI	10/18	45 Ka'imi Fairbairn	at HOU	09/20
<b>Field Goal Attempt</b>	61 Justin Tucker	vs. CIN	10/11	54 Dustin Hopkins	at WAS	10/04

# TURNOVER TABLE

DATE	OPPONENT	FORCED TURNOVERS			TURNOVERS CONVERTED					OUTCOME	
		FUM	INTS	TOTAL	TD	FG	PTS.	PTS. PCT.	TD PCT.	NET DIFF.	RESULT
09/13	Baltimore	2	1	3	2	1	17	100.0	66.7	+2	W
	Cleveland	1	0	1	0	0	0	0.0	0.0	-2	L
09/20	Baltimore	1	1	2	1	0	7	50.0	100.0	+2	W
	at Houston	0	0	0	0	0	0	0.0	0.0	-2	L
09/28	Baltimore	1	0	1	0	1	3	100.0	0.0	0	L
	Kansas City	1	0	1	0	0	0	0.0	0.0	0	W
10/04	Baltimore	1	0	1	1	0	7	100.0	100.0	-1	W
	at Washington	0	2	2	1	1	10	100.0	50.0	+1	L
10/11	Baltimore	2	1	3	2	0	14	66.7	100.0	+2	W
	Cincinnati	0	1	1	0	0	0	0.0	0.0	-2	L
10/18	Baltimore	1	0	1	1	0	6	100.0	100.0	+1	W
	at Philadelphia	0	0	0	0	0	0	0.0	0.0	-1	L
11/01	Baltimore	1	0	1	0	0	0	0.0	0.0	-3	L
	Pittsburgh	2	2	4	2	0	14	50.0	100.0	+3	W
11/08	Baltimore	1	1	2	2	0	14	100.0	100.0	+1	W
	at Indianapolis	1	0	1	0	0	0	0.0	0.0	-1	L
11/15	Baltimore	0	0	0	0	0	0	0.0	0.0	-1	L
	at New England	0	1	1	0	0	0	0.0	0.0	+1	W
11/22	Tennessee	--	--	--	--	--	--	--	--	--	--
11/26	at Pittsburgh	--	--	--	--	--	--	--	--	--	--
12/03	Dallas	--	--	--	--	--	--	--	--	--	--
12/14	at Cleveland	--	--	--	--	--	--	--	--	--	--
12/20	Jacksonville	--	--	--	--	--	--	--	--	--	--
12/27	N.Y. Giants	--	--	--	--	--	--	--	--	--	--
01/03	at Cincinnati	--	--	--	--	--	--	--	--	--	--
<b>RAVENS</b>		<b>10</b>	<b>4</b>	<b>14</b>	<b>9</b>	<b>2</b>	<b>68</b>	<b>78.6</b>	<b>81.8</b>	<b>+3</b>	<b>6-3</b>
<b>OPPONENTS</b>		<b>5</b>	<b>6</b>	<b>11</b>	<b>3</b>	<b>1</b>	<b>24</b>	<b>36.4</b>	<b>75.0</b>	<b>-3</b>	<b>3-6</b>



# INSIDE THE 20

RAVENS																		
Date	Opponent	Pos	TD	PAT	2-Pt.	Miss PAT	FG	FGA	Blk/MFG	INT	Fum	Dwns	Drive Ends			TD%	Score Pct.	Pts/Poss
09/13	Cleveland	6	5	5	0	0	0	0	0	0	1	0	0	0	35	83.3	83.3	5.8
09/20	at Houston	3	1	1	0	0	2	2	0	0	0	0	0	0	13	33.3	100.0	4.3
09/28	Kansas City	4	1	1	0	0	2	2	0	0	0	1	0	0	13	25.0	75.0	3.3
10/04	at Washington	1	1	1	0	0	0	0	0	0	0	0	0	0	7	100.0	100.0	7.0
10/11	Cincinnati	2	2	2	0	0	0	0	0	0	0	0	0	0	14	100.0	100.0	7.0
10/18	at Philadelphia	3	2	2	0	0	0	0	0	0	0	0	0	1	14	66.7	66.7	4.7
11/01	Pittsburgh	5	3	3	0	0	0	0	0	0	2	0	0	0	21	60.0	60.0	4.2
11/08	at Indianapolis	3	2	2	0	0	0	0	0	0	1	0	0	0	14	66.7	66.7	4.7
11/15	at New England	3	2	2	0	0	1	1	0	0	0	0	0	0	17	66.7	100.0	5.7
11/22	Tennessee	--	--	--	--	--	--	--	--	--	--	--	--	--	--	--	--	--
11/26	at Pittsburgh	--	--	--	--	--	--	--	--	--	--	--	--	--	--	--	--	--
12/03	Dallas	--	--	--	--	--	--	--	--	--	--	--	--	--	--	--	--	--
12/14	at Cleveland	--	--	--	--	--	--	--	--	--	--	--	--	--	--	--	--	--
12/20	Jacksonville	--	--	--	--	--	--	--	--	--	--	--	--	--	--	--	--	--
12/27	N.Y. Giants	--	--	--	--	--	--	--	--	--	--	--	--	--	--	--	--	--
01/03	at Cincinnati	--	--	--	--	--	--	--	--	--	--	--	--	--	--	--	--	--
<b>TOTALS</b>		<b>30</b>	<b>19</b>	<b>19</b>	<b>0</b>	<b>0</b>	<b>5</b>	<b>5</b>	<b>0</b>	<b>0</b>	<b>4</b>	<b>1</b>	<b>0</b>	<b>1</b>	<b>148</b>	<b>63.3</b>	<b>80.0</b>	<b>4.9</b>

OPPONENT																		
Date	Opponent	Pos	TD	PAT	2-Pt.	Miss PAT	FG	FGA	Blk/MFG	INT	Fum	Dwns	Drive Ends			TD%	Score Pct.	Pts/Poss
09/13	Cleveland	1	1	0	0	1	0	0	0	0	0	0	0	0	6	100.0	100.0	6.0
09/20	at Houston	2	1	1	0	0	1	1	0	0	0	0	0	0	10	50.0	100.0	5.0
09/28	Kansas City	3	3	2	0	1	0	0	0	0	0	0	0	0	20	100.0	100.0	6.7
10/04	at Washington	3	2	2	0	0	0	0	0	0	0	1	0	0	14	66.7	66.7	4.7
10/11	Cincinnati	1	0	0	0	0	1	1	0	0	0	0	0	0	3	0.0	100.0	3.0
10/18	at Philadelphia	3	3	0	2	0	0	0	0	0	0	0	0	0	22	100.0	100.0	7.3
11/01	Pittsburgh	3	3	3	0	0	0	0	0	0	0	0	0	0	21	100.0	100.0	7.0
11/08	at Indianapolis	2	1	1	0	0	0	0	0	0	0	1	0	0	7	50.0	50.0	3.5
11/15	at New England	3	2	2	0	0	1	1	0	0	0	0	0	0	17	66.7	100.0	5.7
11/22	Tennessee	--	--	--	--	--	--	--	--	--	--	--	--	--	--	--	--	--
11/26	at Pittsburgh	--	--	--	--	--	--	--	--	--	--	--	--	--	--	--	--	--
12/03	Dallas	--	--	--	--	--	--	--	--	--	--	--	--	--	--	--	--	--
12/14	at Cleveland	--	--	--	--	--	--	--	--	--	--	--	--	--	--	--	--	--
12/20	Jacksonville	--	--	--	--	--	--	--	--	--	--	--	--	--	--	--	--	--
12/27	N.Y. Giants	--	--	--	--	--	--	--	--	--	--	--	--	--	--	--	--	--
01/03	at Cincinnati	--	--	--	--	--	--	--	--	--	--	--	--	--	--	--	--	--
<b>TOTALS</b>		<b>21</b>	<b>16</b>	<b>11</b>	<b>2</b>	<b>2</b>	<b>3</b>	<b>3</b>	<b>0</b>	<b>0</b>	<b>0</b>	<b>2</b>	<b>0</b>	<b>0</b>	<b>120</b>	<b>76.2</b>	<b>90.5</b>	<b>5.7</b>



# FIRST DOWNS GAINED

PLAYER	RUSH	REC.	TOTAL	3RD DOWN CONVERSION	4TH DOWN CONVERSION
Lamar Jackson	26	0	26	12	1
Gus Edwards	24	1	25	9	2
Marquise Brown	0	22	22	7	0
Mark Andrews	0	21	21	9	0
Willie Snead IV	0	18	18	6	1
J.K. Dobbins	14	2	16	3	1
Mark Ingram II	10	2	12	0	1
Devin Duvernay	1	8	9	3	0
Miles Boykin	0	9	9	2	1
Nick Boyle	0	8	8	0	0
Patrick Ricard	0	2	2	0	0
Team (by penalty)	--	--	9	--	--
<b>2020 TOTALS</b>	<b>75</b>	<b>93</b>	<b>177</b>	<b>51</b>	<b>7</b>



# COMPLETIONS BY DISTANCE

2020 REGULAR SEASON									
Date	Opponent	Quarterback	Loss	0-9	10-19	20-29	30-39	40-49	50+
9/13	Cleveland	Jackson	1	6 (2)	8 (1)	4	--	1	--
		Griffin III	--	1	--	--	--	--	--
9/20	at Houston	Jackson	1	7 (1)	7	3	--	--	--
9/28	Kansas City	Jackson	--	13 (1)	2	--	--	--	--
10/4	at Washington	Jackson	--	5	5	2 (2)	2	--	--
		Koch	--	--	1	--	--	--	--
10/11	Cincinnati	Jackson	--	13 (2)	5	--	1	--	--
10/18	at Philadelphia	Jackson	1	6 (1)	7	1	1	--	--
11/1	Pittsburgh	Jackson	--	5 (2)	4	1	3	--	--
11/8	at Indianapolis	Jackson	1	11	5	2	--	--	--
11/15	at New England	Jackson	--	13 (1)	9 (1)	1	1	--	--
11/22	Tennessee	--	--	--	--	--	--	--	--
11/26	at Pittsburgh	--	--	--	--	--	--	--	--
12/3	Dallas	--	--	--	--	--	--	--	--
12/14	at Cleveland	--	--	--	--	--	--	--	--
12/20	Jacksonville	--	--	--	--	--	--	--	--
12/27	N.Y. Giants	--	--	--	--	--	--	--	--
1/3	at Cincinnati	--	--	--	--	--	--	--	--
<b>PLAYER TOTALS</b>		Jackson	4	79 (10)	52 (2)	14 (2)	8	1	--
		Griffin III	--	1	--	--	--	--	--
		Koch	--	--	1	--	--	--	--
<b>TEAM TOTALS</b>			<b>4</b>	<b>80 (10)</b>	<b>53 (2)</b>	<b>14 (2)</b>	<b>8</b>	<b>1</b>	<b>--</b>



# THE LAST TIME IT HAPPENED

## BY RAVENS

## BY OPPONENT

### RUSHING

* Never Has Happened *	<b>300 YARDS RUSHING</b>	* Never Has Happened *
204 YDs, Ray Rice @ Cleveland, 12/04/11	<b>200 YARDS RUSHING</b>	* Never Has Happened *
113 YDs, J.K. Dobbins vs. Pittsburgh, 11/01/20	<b>100 YARDS RUSHING</b>	121 YDs, Damien Harris @ New England, 11/15/20
113 YDs/87 YDs, J.K. Dobbins/Gus Edwards vs. Pittsburgh, 11/01/20	<b>75+ YARD RUSHING</b>	121 YDs, Damien Harris @ New England, 11/15/20
* Never Has Happened *	<b>FIVE TOUCHDOWNS RUSHING</b>	* Never Has Happened *
* Never Has Happened *	<b>FOUR TOUCHDOWNS RUSHING</b>	* Never Has Happened *
3 TDs, Mark Ingram II: (2, 19, 1) @ Kansas City, 09/22/19	<b>THREE TOUCHDOWNS RUSHING</b>	3 TDs, Nick Chubb: (14, 2, 88) vs. Cleveland, 09/29/19
2 TDs, J.K. Dobbins: (3, 2) vs. Cleveland, 09/13/20	<b>TWO TOUCHDOWNS RUSHING</b>	3 TDs, Nick Chubb: (14, 2, 88) vs. Cleveland, 09/29/19
* Never Has Happened *	<b>TWO PLAYERS WITH TWO TD RUSHING</b>	* Never Has Happened *
308 YDs, Baltimore 48, Detroit 3 vs. Detroit, 12/13/09	<b>300 YARDS RUSHING (TEAM)</b>	* Never Has Happened *
265 YDs, Pittsburgh 28, Baltimore 24 vs. Pittsburgh, 11/01/20	<b>200 YARDS RUSHING (TEAM)</b>	231 YDs, Chicago 27, Baltimore 24 vs. Chicago, 10/15/17

## BY RAVENS

## BY OPPONENT

### RECEIVING

147 YDs/108 YDs, Marquise Brown/Mark Andrews @ Miami, 09/08/19	<b>TWO 100-YARD RECEIVERS</b>	114 YDs/104 YDs, Christian Kirk/Larry Fitzgerald vs. Arizona, 09/15/19
258 YDs, Qadry Ismail @ Pittsburgh, 12/12/99	<b>200 YARDS RECEIVING</b>	213 YDs, Antonio Brown @ Pittsburgh, 12/10/17
186 YDs, Steve Smith @ Oakland, 09/20/15	<b>150 YARDS RECEIVING</b>	167 YDs, Jarvis Landry @ Pittsburgh, 12/10/17
106 YDs, Willie Snead IV vs. Pittsburgh, 11/01/20	<b>100 YARDS RECEIVING</b>	118 YDs, Terry McLaurin @ Washington, 10/04/20
* Never Has Happened *	<b>FIVE TOUCHDOWN RECEPTIONS</b>	* Never Has Happened *
4 TDs, Marcus Robinson: (13, 50, 25, 9) vs. Seattle, 11/23/03	<b>FOUR TOUCHDOWN RECEPTIONS</b>	* Never Has Happened *
3 TDs, Torrey Smith: (74, 41, 18) @ St. Louis, 09/25/11	<b>THREE TOUCHDOWN RECEPTIONS</b>	3 TDs, A.J. Green: (4, 32, 7) @ Cincinnati, 09/13/18
2 TDs, Willie Snead IV: (6, 18) @ New England, 11/15/20	<b>TWO TOUCHDOWN RECEPTIONS</b>	2 TDs, Rex Burkhead: (7, 24) @ New England, 11/15/20
Willie Snead IV: (7, 7)/Marquise Brown: (6, 18) @ L.A. Rams, 11/25/19	<b>TWO PLAYERS WITH TWO TD RECEPTIONS</b>	Doug Baldwin: (14, 22, 16)/Tyler Lockett: (8, 49) vs. Seattle, 12/13/15

## BY RAVENS

## BY OPPONENT

### PASSING

* Never Has Happened *	<b>500 YARDS PASSING</b>	506 YDs, Ben Roethlisberger @ Pittsburgh, 12/10/17
429 YDs, Vinny Testaverde vs. St. Louis, 10/27/96	<b>400 YARDS PASSING</b>	506 YDs, Ben Roethlisberger @ Pittsburgh, 12/10/17
324 YDs, Lamar Jackson @ Miami, 09/08/19	<b>300 YARDS PASSING</b>	314 YDs, Dwayne Haskins Jr. @ Washington, 10/04/20
* Never Has Happened *	<b>SEVEN TOUCHDOWN PASSES</b>	7 TDs, Peyton Manning: (24, 23, 5, 2, 26, 78, 28) @ Denver, 09/05/13
* Never Has Happened *	<b>SIX TOUCHDOWN PASSES</b>	6 TDs, Ben Roethlisberger: (5, 19, 47, 54, 18, 33) @ Pittsburgh, 11/02/14
5 TDs, Lamar Jackson: (5, 1, 24, 33, 10) vs. N.Y. Jets, 12/12/19	<b>FIVE TOUCHDOWN PASSES</b>	5 TDs, Russell Wilson: (8, 14, 22, 49, 16) vs. Seattle, 12/13/15
5 TDs, Lamar Jackson: (5, 1, 24, 33, 10) vs. N.Y. Jets, 12/12/19	<b>FOUR TOUCHDOWN PASSES</b>	4 TDs, Patrick Mahomes: (5, 20, 49, 2) vs. Kansas City, 09/28/20
3 TDs, Lamar Jackson: (9, 5, 19) vs. Cleveland, 09/13/20	<b>THREE TOUCHDOWN PASSES</b>	4 TDs, Patrick Mahomes: (5, 20, 49, 2) vs. Kansas City, 09/28/20
56 ATT., Joe Flacco @ Cleveland, 10/07/18	<b>50+ PASS ATTEMPTS</b>	53 ATT., Patrick Mahomes @ Kansas City, 12/09/18
43 ATT., Lamar Jackson @ Kansas City, 09/22/19	<b>40+ PASS ATTEMPTS</b>	43 ATT., Philip Rivers @ Indianapolis, 11/08/20

# THE LAST TIME IT HAPPENED

5 INTs, Joe Flacco @ Buffalo, 09/29/13	FOUR INTERCEPTIONS THROWN	4 INTs, Andy Dalton @ Cincinnati, 09/10/17
3 INTs, Lamar Jackson @ Pittsburgh, 10/06/19	THREE INTERCEPTIONS THROWN	3 INTs, Baker Mayfield vs. Cleveland, 12/30/18
2 INTs, Lamar Jackson vs. Pittsburgh, 11/01/20	TWO INTERCEPTIONS THROWN	2 INTs, Jared Goff @ L.A. Rams, 11/25/19

BY RAVENS	COMBINED YARDS		BY OPPONENT
-----------	----------------	--	-------------

107 YDs/324 YDs, Mark Ingram II/Lamar Jackson @ Miami, 09/08/19	100-YARD RUSHER AND 300-YARD PASSER	165 YDs/342 YDs, Nick Chubb/Baker Mayfield vs. Cleveland, 09/29/19
147/108 YDs/324 YDs, Marquise Brown/Mark Andrews/Lamar Jackson @ Miami, 09/08/19	100-YARD RECEIVER AND 300-YARD PASSER	118 YDs/314 YDs, Terry McLaurin/Dwayne Haskins Jr. @ Washington, 10/04/20
113 YDs/106 YDs, J.K. Dobbins/Willie Snead IV vs. Pittsburgh, 11/01/20	100-YARD RUSHER AND 100-YARD RECEIVER	165 YDs/167 YDs, Nick Chubb/Jarvis Landry vs. Cleveland, 09/29/19
107 YDs/324 YDs/108 YDs, Mark Ingram II/Lamar Jackson Mark Andrews @ Miami, 09/08/19	100-YARD RUSHER, 300-YARD PASSER, 100-YARD RECEIVER	165 YDs/342 YDs/167 YDs, Nick Chubb/Baker Mayfield Jarvis Landry vs. Cleveland, 09/29/19

BY RAVENS	DEFENSE		BY OPPONENT
-----------	---------	--	-------------

89 YDs, Marcus Peters: (3:55) 5-R.Finley pass short right intended for 12-A.Erickson INTERCEPTED by 24-M.Peters at BLT 11. 24-M.Peters for 89 yards, TOUCHDOWN. @ Cincinnati, 11/10/19	INTERCEPTED PASS RETURNED FOR A TOUCHDOWN	33 YDs, Robert Spillane: (14:14) (Shotgun) 8-L.Jackson pass short middle intended for 11-J.Proche INTERCEPTED by 41-R.Spillane [90-T.Watt] at BLT 33. 41-R.Spillane for 33 yards, TOUCHDOWN. vs. Pittsburgh, 11/01/20
65 YDs, Chuck Clark: (1:28) (Shotgun) 28-J.Taylor right end to BLT 36 for 9 yards (40-M.Harrison, 24-M.Peters). FUMBLES (24-M.Peters), RECOVERED by BLT-36-C.Clark at BLT 35. 36-C.Clark for 65 yards, TOUCHDOWN. @ Indianapolis, 11/08/20	FUMBLE RETURNED FOR A TOUCHDOWN	0 YDs, J.J. Arcega-Whiteside: (7:33) 26-M.Sanders left guard to BLT 7 for 74 yards (32-D.Elliott). FUMBLES (32-D.Elliott), recovered by PHI-19-J.Arcega-Whiteside at BLT -1. TOUCHDOWN. @ Philadelphia, 10/18/20
(4:27) (Shotgun) 6-D.Hodges pass incomplete short right [39-B.Carr]. PENALTY on PIT-6-D.Hodges, Intentional Grounding, 6 yards, enforced in End Zone, SAFETY. vs. Pittsburgh, 12/29/19	SAFETY SCORED	Malcom Brown: (10:53) 30-K.Dixon right tackle tackled in End Zone for -1 yards, SAFETY (90-M.Brown, 23-P.Chung). @ New England, 12/12/16
Baltimore 21, Tennessee 0 @ Tennessee, 10/14/18	SHUTOUT	Tampa Bay 25, Baltimore 0 vs. Tampa Bay, 09/15/02
4.0 SK, Peter Boulware vs. Minnesota, 01/07/02	FOUR SACK GAME	4.0 SK, Antwan Barnes @ San Diego, 12/18/11
3.0 SK, Calais Campbell @ Philadelphia, 10/18/20	THREE SACK GAME	3.0 SK, Vincent Rey vs. Cincinnati, 11/10/13
3.0 SK, Calais Campbell @ Philadelphia, 10/18/20	TWO SACK GAME	2.0 SK, Stephon Tuitt vs. Pittsburgh, 11/01/20
89t YDs, Marcus Peters @ Cincinnati, 11/10/19	70+ YARD INTERCEPTION RETURN	89t YDs, Darqueze Dennard vs. Cincinnati, 12/31/17
2 INTs, Jimmy Smith vs. Cleveland, 12/30/18	TWO INTERCEPTIONS	2 INTs, Kendall Fuller @ Washington, 10/04/20
* Never Has Happened *	THREE INTERCEPTIONS	3 INTs, Anthony Henry vs. Cleveland, 11/18/01
* Never Has Happened *	FOUR INTERCEPTIONS	* Never Has Happened *
77 YDs, Baltimore 28, Pittsburgh 10 vs. Pittsburgh, 12/29/19	LESS THAN 100 NET PASSING YARDS	70 YDs, Kansas City 34, Baltimore 20 vs. Kansas City, 09/28/20
131 YDs, Baltimore 26, Atlanta 16 @ Atlanta, 12/02/18	LESS THAN 150 YARDS NET OFFENSE	146 YDs, Jacksonville 12, Baltimore 7 @ Jacksonville, 10/24/11
168 YDs, Baltimore 28, Pittsburgh 10 vs. Pittsburgh, 12/29/19	LESS THAN 200 YARDS NET OFFENSE	186 YDs, Jacksonville 44, Baltimore 7 @ Jacksonville, 09/24/17
221 YDs, Pittsburgh 28, Baltimore 24 vs. Pittsburgh, 11/01/20	LESS THAN 300 YARDS NET OFFENSE	266 YDs, Baltimore 24, Indianapolis 10 @ Indianapolis, 11/08/20
3 to, Baltimore 27, Cincinnati 3 vs. Cincinnati, 10/11/20	FORCED THREE+ TURNOVERS	4 to, Pittsburgh 28, Baltimore 24 vs. Pittsburgh, 11/01/20

BY RAVENS	SPECIAL TEAMS		BY OPPONENT
-----------	---------------	--	-------------

# THE LAST TIME IT HAPPENED

93 YDs, Devin Duvernay: 7-H.Butker kicks 58 yards from KC 35 to BLT 7. 13-D.Duvernay for 93 yards, TOUCHDOWN. vs. Kansas City, 09/28/20

KICKOFF RETURNED FOR A TOUCHDOWN

92 YDs, Brandon Wilson: 9-J.Tucker kicks 57 yards from BLT 35 to CIN 8. 40-B.Wilson for 92 yards, TOUCHDOWN. vs. Cincinnati, 10/13/19

70 YDs, Cyrus Jones: (13:01) (Punt formation) 5-J.Townsend punts 52 yards to BLT 30, Center-47-T.Sieg. 27-C.Jones for 70 yards, TOUCHDOWN. vs. Oakland, 11/25/18

PUNT RETURNED FOR A TOUCHDOWN

85 YDs, Jamison Crowder: (5:11) (Punt formation) 4-S.Koch punts 45 yards to WAS 15, Center-46-M.Cox. 80-J.Crowder for 85 yards, TOUCHDOWN. vs. Washington, 10/09/16

Brent Urban: (:03) 6-T.Coons 51 yard field goal is BLOCKED (96-B.Urban), Center-47-C.Hughlett, Holder-8-A.Lee, RECOVERED by BLT-33-W.Hill at BLT 36. 33-W.Hill for 64 yards, TOUCHDOWN. @ Cleveland, 11/30/15

BLOCKED FIELD GOAL RETURNED FOR A TOUCHDOWN

\* Never Has Happened \*

Javorius Allen: (13:44) (Punt formation) 4-J.Berry punt is BLOCKED by 37-J.Allen, Center-60-G.Warren, RECOVERED by BLT-10-C.Moore at PIT 14. 10-C.Moore for 14 yards, TOUCHDOWN. vs. Pittsburgh, 11/06/16

BLOCKED PUNT RETURNED FOR A TOUCHDOWN

Tarell Basham: (12:13) (Punt formation) 4-S.Koch punt is BLOCKED by 93-T.Basham, Center-46-M.Cox, RECOVERED by NYJ-49-B.Bello at BLT 14. 49-B.Bello for 14 yards, TOUCHDOWN. vs. N.Y. Jets, 12/12/19

51 YDs, Justin Tucker: (:03) 9-J.Tucker 51 yard field goal is GOOD, Center-46-M.Cox, Holder-4-S.Koch. vs. Pittsburgh, 11/01/20

MADE FIELD GOAL OF 50 YARDS OR LONGER

54 YDs, Jason Sanders: (10:43) (Field Goal formation) 7-J.Sanders 54 yard field goal is GOOD, Center-46-T.Pepper, Holder-2-M.Haack. @ Miami, 09/08/19

48 YDs, Justin Tucker: (:05) (Field Goal formation) 9-J.Tucker 48 yard field goal is BLOCKED (21-D.Ward), Center-46-M.Cox, Holder-4-S.Koch, recovered by BLT-46-M.Cox at CLV 7. @ Cleveland, 10/07/18

BLOCKED FIELD GOAL

49 YDs, Sam Ficken: (5:13) (Field Goal formation) 9-S.Ficken 49 yard field goal is BLOCKED (42-P.Ricard), Center-42-T.Hennessy, Holder-4-L.Edwards. vs. N.Y. Jets, 12/12/19

Sam Koch: (12:13) (Punt formation) 4-S.Koch punt is BLOCKED by 93-T.Basham, Center-46-M.Cox, RECOVERED by NYJ-49-B.Bello at BLT 14. 49-B.Bello for 14 yards, TOUCHDOWN. vs. N.Y. Jets, 12/12/19

BLOCKED PUNT

Jordan Berry: (13:44) (Punt formation) 4-J.Berry punt is BLOCKED by 37-J.Allen, Center-60-G.Warren, RECOVERED by BLT-10-C.Moore at PIT 14. 10-C.Moore for 14 yards, TOUCHDOWN. vs. Pittsburgh, 11/06/16

Justin Tucker: 9-J.Tucker extra point is No Good, Wide Left, Center-46-M.Cox, Holder-4-S.Koch. vs. N.Y. Jets, 12/12/19

MISSED POINT AFTER TOUCHDOWN ATTEMPT

Nick Folk: 6-N.Folk extra point is No Good, Wide Left, Center-49-J.Cardona, Holder-7-J.Bailey. @ New England, 11/15/20

Patrick Murray: 2-P.Murray extra point is Blocked (93-L.Guy), Center-47-C.Hughlett, Holder-4-B.Colquitt. DEFENSIVE TWO-POINT ATTEMPT. 36-T.Young recovered the blocked kick. ATTEMPT SUCCEEDS. @ Cleveland, 09/18/16

POINT AFTER TOUCHDOWN ATTEMPT BLOCKED

Steven Hauschka: 6-S.Hauschka extra point is Blocked (92-S.Rogers), Center-70-M.Katula, Holder-4-S.Koch. @ Cleveland, 11/16/09

10 YDs, Matt Stover: kicks outside 10 yards from BLT 30 to BLT 40. RECOVERED by BLT-E.Hartwell. vs. Green Bay, 10/14/01

SUCCESSFUL ONSIDE KICK

Johnathan Cyprien: 10-J.Scobee kicks outside 17 yards from JAX 35 to BLT 48. RECOVERED by JAX-37-J.Cyprien. vs. Jacksonville, 12/14/14

6 FG, Justin Tucker: (29, 24, 32, 49, 53, 61) @ Detroit, 12/16/13

SIX FIELD GOALS

6 FG, Kai Forbath: (52, 51, 43, 43, 34, 32) @ Minnesota, 10/22/17

5 FG, Justin Tucker: (48, 29, 48, 45, 39) vs. San Diego, 11/01/15

FIVE FIELD GOALS

6 FG, Kai Forbath: (52, 51, 43, 43, 34, 32) @ Minnesota, 10/22/17

4 FG, Justin Tucker: (32, 39, 47, 20) @ Houston, 09/20/20

FOUR FIELD GOALS

4 FG, Chris Boswell: (52, 43, 24, 46) @ Pittsburgh, 12/10/17

3 FG, Justin Tucker: (46, 55, 46) @ Philadelphia, 10/18/20

THREE FIELD GOALS

3 FG, Ka'imi Fairbairn: (44, 35, 45) @ Houston, 09/20/20

61 YDs, Justin Tucker @ Detroit, 12/16/13

60+ YARD FIELD GOAL

\* Never Has Happened \*

73 yds, Sam Koch @ New Orleans, 11/24/14

70+ YARD PUNT

70 yds, Marquette King @ Oakland, 09/20/15

## BY RAVENS

## BY OPPONENT

### TEAM/MISCELLANEOUS

643 YDs, Baltimore 643, Miami 200 @ Miami, 09/08/19

500 TOTAL YARDS OF OFFENSE

517 YDs, Kansas City 517, Baltimore 228 vs. Kansas City, 09/28/20

457 YDs, Baltimore 457, Pittsburgh 221 vs. Pittsburgh, 11/01/20

400 TOTAL YARDS OF OFFENSE

426 YDs, Baltimore 463, Cleveland 426 vs. Cleveland, 12/30/18

# THE LAST TIME IT HAPPENED

ST: (8:16) L.Jackson left end for 5 yards, TOUCHDOWN.ST: (11:20) (Shotgun) L.Jackson pass short right to M.Crabtree for 8 yards, TOUCHDOWN.DEF: (6:11) (No Huddle, Shotgun) D.Carr sacked at OAK 33 for -5 yards (M.Judon). FUMBLES (M.Judon) [M.Judon], RECOVERED by BLT-T.Suggs at OAK 43. T.Suggs for 43 yards, TOUCHDOWN. Suggs' 3rd career touchdown.OFF: (13:01) (Punt formation) J.Townsend punts 52 yards to BLT 30, Center-T.Sieg. C.Jones for 70 yards, TOUCHDOWN. vs. Oakland, 11/25/18

\* Never Has Happened \*

## TOUCHDOWN ON OFFENSE, DEFENSE AND SPECIAL TEAMS

Mark Ingram II: TWO-POINT CONVERSION ATTEMPT. 21-M.Ingram II rushes right guard. ATTEMPT SUCCEEDS. Mark Ingram runs around RE. vs. N.Y. Jets, 12/12/19

## MADE TWO-POINT CONVERSION

Carson Wentz/Carson Wentz: TWO-POINT CONVERSION ATTEMPT. 11-C.Wentz pass to 19-J.Arcega-Whiteside is complete. ATTEMPT SUCCEEDS.TWO-POINT CONVERSION ATTEMPT. 11-C.Wentz pass to 84-G.Ward is complete. ATTEMPT SUCCEEDS. @ Philadelphia, 10/18/20

Lamar Jackson/Lamar Jackson/Lamar Jackson: (Pass formation) TWO-POINT CONVERSION ATTEMPT. 8-L.Jackson rushes left end. ATTEMPT FAILS.TWO-POINT CONVERSION ATTEMPT. 8-L.Jackson rushes left end. ATTEMPT FAILS.(Pass formation) TWO-POINT CONVERSION ATTEMPT. 8-L.Jackson pass to 86-N.Boyle is incomplete. ATTEMPT FAILS. @ Kansas City, 09/22/19

## FAILED TWO-POINT CONVERSION

Jalen Hurts/Carson Wentz: (Run formation) TWO-POINT CONVERSION ATTEMPT. 2-J.Hurts rushes up the middle. ATTEMPT FAILS.TWO-POINT CONVERSION ATTEMPT. 11-C.Wentz rushes left end. ATTEMPT FAILS. @ Philadelphia, 10/18/20

Baltimore 59, Miami 10 @ Miami, 09/08/19

50 POINTS

\* Never Has Happened \*

Baltimore 42, N.Y. Jets 21 vs. N.Y. Jets, 12/12/19

40 POINTS

Cleveland 40, Baltimore 25 vs. Cleveland, 09/29/19

Baltimore 26, Pittsburgh 23 @ Pittsburgh, 10/06/19

OVERTIME WIN

Kansas City 27, Baltimore 24 @ Kansas City, 12/09/18

Kansas City 27, Baltimore 24 @ Kansas City, 12/09/18

OVERTIME LOSS

Baltimore 26, Pittsburgh 23 @ Pittsburgh, 10/06/19

Baltimore 10, Philadelphia 10 vs. Philadelphia, 11/16/97

OVERTIME TIE

Baltimore 10, Philadelphia 10 vs. Philadelphia, 11/16/97

0 to, Baltimore 30, Philadelphia 28 @ Philadelphia, 10/18/20

NO TURNOVERS

0 to, New England 23, Baltimore 17 @ New England, 11/15/20



# TEAM RECORD WHEN...

## RAVENS 2020 REGULAR SEASON RECORD WHEN...

CATEGORY	2020 SEASON		ALL-TIME		CATEGORY	2020 SEASON		ALL-TIME	
	W-L-T		W-L-T			W-L-T		W-L-T	
OVERALL	6-3		220-172-1		IN SEPTEMBER	2-1		52-33	
HOME	2-2		135-60-1		IN OCTOBER	3-0		42-52	
RAVENS AT M&T BANK STADIUM	2-2		128-52		IN NOVEMBER	1-2		62-41-1	
RAVENS ON THE ROAD	4-1		85-112		IN DECEMBER	0-0		59-41	
RAVENS OUTDOORS	4-3		212-157-1		IN JANUARY	0-0		5-4	
RAVENS INDOORS	1-0		7-15						
RAVENS SCORE FIRST	5-3		153-57-1		ON SUNDAY NIGHT	0-1		15-13	
OPPONENT SCORES FIRST	1-0		67-115		ON THURSDAY NIGHT	0-0		8-5	
RAVENS SCORE ON FIRST POSSESSION	3-1		95-48		ON MONDAY NIGHT	0-1		13-12	
RAVENS SCORE 20 OR MORE POINTS	6-2		175-65		ON SATURDAY	0-0		4-1	
RAVENS SCORE 19 OR LESS POINTS	0-1		45-107-1		DAY GAMES	6-1		182-141-1	
RAVENS ALLOW 20 OR MORE	1-3		54-134		NIGHT GAMES	0-2		38-31	
RAVENS ALLOW 19 OR LESS POINTS	5-0		166-38-1						
RAVENS LEAD AFTER 1ST QUARTER	5-0		132-33-1		VS. AFC NORTH OVERALL	2-1		65-46	
RAVENS TRAIL AFTER 1ST QUARTER	0-1		43-96		VS. AFC NORTH AT HOME	2-1		39-18	
SCORE TIED AFTER 1ST QUARTER	1-2		45-43		VS. AFC NORTH ON THE ROAD	0-0		26-28	
RAVENS LEAD AT HALFTIME	5-1		171-33-1		VS. AFC	4-3		164-133	
RAVENS TRAIL AT HALFTIME	1-2		35-123		VS. AFC EAST	0-1		27-21	
SCORE TIED AT HALFTIME	0-0		14-16		VS. AFC SOUTH	2-0		21-17	
RAVENS LEAD AFTER 3RD QUARTER	6-0		186-28-1		VS. AFC WEST	0-1		25-21	
RAVENS TRAIL AFTER 3RD QUARTER	0-3		28-136						
SCORE TIED AFTER 3RD QUARTER	0-0		6-8		VS. NFC	2-0		56-39-1	
GAME GOES TO OVERTIME	0-0		13-13-1		VS. NFC EAST	2-0		15-9-1	
					VS. NFC SOUTH	0-0		12-8	
RAVENS HAVE + TURNOVER RATIO	5-0		138-24		VS. NFC NORTH	0-0		8-8	
RAVENS HAVE - TURNOVER RATIO	1-2		36-113-1		VS. NFC WEST	0-0		18-9	
TURNOVER RATIO EVEN	0-1		46-35						
RAVENS HAVE 30:00+TOP	3-2		159-59-1		RAVENS WEARING COLOR RUSH (ALL PURPLE)	0-0		4-0	
RAVENS HAVE LESS THAN 30:00 TOP	3-1		61-113		RAVENS WEARING BLACK JERSEYS W/ WHITE PANTS	0-1		7-4	
					RAVENS WEARING BLACK JERSEYS W/ BLACK PANTS	0-0		15-5	
RAVENS HAVE 100-YARD RUSHER	1-1		79-27-1		RAVENS WEARING BLACK JERSEYS W/ PURPLE PANTS	0-0		1-0	
RAVENS HAVE 300 NET PASSING YARDS	0-0		21-21						
RAVENS HAVE 300-YARD PASSER	0-0		26-26						
RAVENS HAVE 1 100-YARD RECEIVER	1-1		47-36						
RAVENS HAVE 2 100-YARD RECEIVERS	0-0		2-2						
RAVENS SCORE A KR TD	0-1		5-5						
RAVENS SCORE A PR TD	0-0		12-3						

# REPLAY CHALLENGES

## RAVENS

Date	Opp.	Initial Ruling	Ruling Challenged	Ruling
9/20	at Hou.	L. Jackson right tackle to BLT for 6 yards	Short of the line to gain	<b>Upheld</b>
10/11	vs. Cin.	J. Burrow pass short right to J. Mixon to CIN 45 for 8 yards (L. Fort; D. Elliott).	First down	<b>Reversed</b> – third down at CIN 44
11/1	vs. Pit.	L. Jackson pass incomplete short left to M. Brown.	Incomplete pass ruling	<b>Upheld</b>
11/8	at Ind.	P. Rivers pass incomplete deep right to M. Johnson (M. Peters)	Incomplete pass ruling	<b>Reversed</b> – intercepted by M. Peters at 50

**TOTALS 2-for-4 (50.0%)**

## OPPONENTS

Date	Opp.	Initial Ruling	Ruling Challenged	Ruling
------	------	----------------	-------------------	--------

**TOTALS**

## REPLAY ASSISTANT

*Last two minutes of the half and overtime and any touchdown scoring play or turnover*

Date	Opp.	Initial Ruling	Ruling Challenged	Ruling
9/13	vs. Cle.	L. Jackson pass short middle to M. Andrews for 5 yards	Touchdown	<b>Upheld</b>
9/13	vs. Cle.	N. Chubb left guard to CLV 22 for 10 yards. FUMBLES, RECOVERED by L. Fort at CLV 20. L. Fort to CLV 20 for 2 yards.	Fumble	<b>Upheld</b>
9/20	at Hou.	D. Watson pass short right to K. Coutee to HST 23 for 6 yards (M. Humphrey). FUMBLES (M. Humphrey), RECOVERED by BLT-L. Fort at HST 22. L. Fort pushed ob at HST 1 for 21 yards (L. Tunsil).	Short of the goal line	<b>Reversed</b> – touchdown
10/18	at Phi.	C. Wentz pass short right to G. Ward ran ob at BLT 29 for 13 yards (M. Humphrey) [T. Bowser].	Pass completion	<b>Upheld</b>
10/18	at Phi.	C. Wentz up the middle to BLT 20 for no gain (C. Campbell; M Judon).	Short of the line to gain	<b>Upheld</b>
10/18	at Phi.	C. Wentz pass short intended for J. Arcega-Whiteside INTERCEPTED by D. Elliott [T. Bowser] at BLT 7. D. Elliott to BLT 7 for no gain.	Interception	<b>Reversed</b> – incomplete pass
11/1	vs. Pit.	L. Jackson pass short middle intended for M. Boykin INTERCEPTED by J. Haden at BLT 35. J. Haden to BLT 32 for 3 yards (M. Boykin).	Interception	<b>Reversed</b> – incomplete pass

**TOTALS 4-for-7 (57.1%)**

### HARBAUGH CAREER CHALLENGE TOTALS

#### REGULAR SEASON

Year	No.	Reversed	Upheld	Pct.
2008	7	3	4	42.8
2009	11	6	5	54.5
2010	9	1	8	11.1
2011	12	8	4	66.7
2012	6	3	3	50.0
2013	12	7	5	58.3
2014	8	1	7	12.5
2015	8	3	5	37.5
2016	5	2	3	40.0
2017	9	5	4	55.6
2018	6	3	3	50.0
2019	6	0	6	0.0
2020	3	1	2	33.3
<b>Total</b>	<b>103</b>	<b>44</b>	<b>59</b>	<b>42.7</b>

#### POSTSEASON

Year	No.	Reversed	Upheld	Pct.
2008	3	2	1	66.7
2009	2	1	1	50.0
2010	0	0	0	0.0
2011	1	0	1	0.0
2012	1	0	1	0.0
2013	–	–	–	–
2014	1	1	0	100.0
2015	–	–	–	–
2016	–	–	–	–
2017	–	–	–	–
2018	1	1	0	100.0
2019	–	–	–	–
2020	–	–	–	–
<b>Total</b>	<b>9</b>	<b>5</b>	<b>4</b>	<b>55.6</b>





# GAME 1: BROWNS 6, RAVENS 38

Cleveland (0-1) • Baltimore (1-0)

Sunday, September 13, 2020 • 1:00 PM EDT • M&T Bank Stadium • Baltimore

Partly Cloudy Temp: 76° F, Humidity: 72%, Wind: 5 mph • Attendance: 0 • Time: 3:01



Cleveland Browns	6	0	0	0	—	6
Baltimore Ravens	10	14	7	7	—	38

## SCORING DRIVES

TEAM	QTR	TIME	SCORING PLAY	CLE	BAL
Ravens	1	07:41	M.Andrews 5 yd. pass from L.Jackson (J.Tucker kick) (8-49, 4:38)	0	7
Ravens	1	04:38	J.Tucker 41 yd. Field Goal (4-3, 1:30)	0	10
Browns	1	01:41	D.Njoku 1 yd. pass from B.Mayfield (kick failed, hlu) (6-75, 2:57)	6	10
Ravens	2	02:53	J.Dobbins 3 yd. run (J.Tucker kick) (10-99, 5:48)	6	17
Ravens	2	00:06	M.Andrews 9 yd. pass from L.Jackson (J.Tucker kick) (7-69, 0:35)	6	24
Ravens	3	07:48	W.Snead 19 yd. pass from L.Jackson (J.Tucker kick) (6-50, 3:23)	6	31
Ravens	4	13:00	J.Dobbins 2 yd. run (J.Tucker kick) (4-20, 2:00)	6	38

### CLEVELAND BROWNS (HEAD COACH: KEVIN STEFANSKI)

OFFENSE		DEFENSE	
WR 13	O. Beckham Jr.	DE 95	M. Garrett
WR 80	J. Landry	DE 54	O. Vernon
G 75	J. Bitonio	DT 65	L. Ogunjobi
G 77	W. Teller	DT 98	S. Richardson
C 64	J. Tretter	LB 93	B. Goodson
TE 88	H. Bryant	LB 50	J. Phillips
TE 81	A. Hooper	LB 44	S. Taktaki
T 78	J. Conklin	CB 39	J. Mitchell
T 71	J. Willis Jr.	CB 21	D. Ward
QB 6	B. Mayfield	SS 42	K. Joseph
RB 24	N. Chubb	FS 23	A. Sendejo

### BALTIMORE RAVENS (HEAD COACH: JOHN HARBAUGH)

OFFENSE		DEFENSE	
WR 83	W. Snead IV	DT 93	C. Campbell
WR 80	M. Boykin	NT 98	B. Williams
LT 79	R. Stanley	DE 95	D. Wolfe
LG 77	B. Bozeman	RUSH 90	P. McPhee
C 68	M. Skura	MLB 48	P. Queen
RG 74	T. Phillips	WLB 40	M. Harrison
RT 78	O. Brown Jr.	SAM 99	M. Judon
TE 86	N. Boyle	LCB 44	M. Humphrey
QB 8	L. Jackson	SS 36	C. Clark
FB 42	P. Ricard	FS 32	D. Elliott
RB 21	M. Ingram II	RCB 24	M. Peters

OFFICIALS: Referee: Ronald Torbert (62), Umpire: Mark Pellis (131), Down Judge: Patrick Holt (106), Line Judge: Jim Mello (48), Field Judge: James Coleman (95), Side Judge: Jonah Monroe (120), Back Judge: Greg Yette (38), Replay Official: Saleem Choudhry

## CLEVELAND BROWNS

PASSING	ATT	CP	YDS	SK/YD	TD	LG	INT	RTG
Baker Mayfield	39	21	189	2/21	1	28	1	65.0
<b>TOTAL</b>	<b>39</b>	<b>21</b>	<b>189</b>	<b>2/21</b>	<b>1</b>	<b>28</b>	<b>1</b>	<b>65.0</b>

RUSHING	ATT	YDS	AVG	LG	TD
Kareem Hunt	13	72	5.5	22	0
Nick Chubb	10	60	6.0	29	0
D'Ernest Johnson	1	5	5.0	5	0
Baker Mayfield	2	3	1.5	4	0
Jamie Gillan	1	-2	-2.0	-2	0
<b>TOTAL</b>	<b>27</b>	<b>138</b>	<b>5.1</b>	<b>29</b>	<b>0</b>

RECEIVING	NO	YDS	AVG	LG	TD
Jarvis Landry	5	61	12.2	20	0
Kareem Hunt	4	9	2.3	8	0
David Njoku	3	50	16.7	28	1
Odell Beckham Jr.	3	22	7.3	16	0
Austin Hooper	2	15	7.5	9	0
Khadareel Hodge	1	12	12.0	12	0
Rashard Higgins	1	9	9.0	9	0
Nick Chubb	1	6	6.0	6	0
Harrison Bryant	1	5	5.0	5	0
<b>TOTAL</b>	<b>21</b>	<b>189</b>	<b>9.0</b>	<b>28</b>	<b>1</b>

TOP DEFENSE	TOT	SOLO	AST	SCK	YDS	INT
B.J. Goodson	9	5	4	0.0	0.0	0
Sione Takitaki	7	5	2	0.0	0.0	0
Karl Joseph	5	3	2	0.0	0.0	0

FIELD GOALS	FGM/FGA	PERCENT	RESULTS
	No Field Goals		

## BALTIMORE RAVENS

PASSING	ATT	CP	YDS	SK/YD	TD	LG	INT	RTG
Lamar Jackson	25	20	275	2/14	3	47	0	152.1
Robert Griffin III	1	1	9	0/0	0	9	0	104.2
<b>TOTAL</b>	<b>26</b>	<b>21</b>	<b>284</b>	<b>2/14</b>	<b>3</b>	<b>47</b>	<b>0</b>	<b>150.6</b>

RUSHING	ATT	YDS	AVG	LG	TD
Lamar Jackson	7	45	6.4	16	0
Mark Ingram II	10	29	2.9	8	0
J.K. Dobbins	7	22	3.1	12	2
Gus Edwards	4	17	4.3	13	0
Patrick Ricard	1	-1	-1.0	-1	0
Robert Griffin III	1	-1	-1.0	-1	0
<b>TOTAL</b>	<b>30</b>	<b>111</b>	<b>3.7</b>	<b>16</b>	<b>2</b>

RECEIVING	NO	YDS	AVG	LG	TD
Marquise Brown	5	101	20.2	47	0
Mark Andrews	5	58	11.6	21	2
Willie Snead IV	4	64	16.0	20	1
Miles Boykin	3	37	12.3	25	0
Nick Boyle	2	3	1.5	4	0
Devin Duvernay	1	12	12.0	12	0
Patrick Ricard	1	9	9.0	9	0
<b>TOTAL</b>	<b>21</b>	<b>284</b>	<b>13.5</b>	<b>47</b>	<b>3</b>

TOP DEFENSE	TOT	SOLO	AST	SCK	YDS	INT
Patrick Queen	8	4	4	1.0	7.0	0
Chuck Clark	6	4	2	0.0	0.0	0
Jihad Ward	6	1	5	0.0	0.0	0

FIELD GOALS	FGM/FGA	PERCENT	RESULTS
Justin Tucker	1-1	100.0	(41)
<b>TOTAL</b>	<b>1-1</b>	<b>100.0</b>	

## GAME HIGHLIGHTS

- Under **John Harbaugh**, the Ravens are 10-3 on Kickoff Weekend.
- On Kickoff Weekend during the Harbaugh Era (since 2008), the Ravens have outscored opponents 377-180.
- Baltimore became the first team in NFL history to win three-straight season openers by 30-or-more points (+32 today, +49 in 2019 at Miami and +44 in 2018 vs. Buffalo).
- In his past two season openers, **QB Lamar Jackson** is 37-of-45 (82.2%) passing for 599 yards, 8 TDs, 0 INTs and a perfect 158.3 rating. (Last year at Miami, he had 324 yards and 5 TDs passing.)
- First-round draft pick **LB Patrick Queen** (21 years, 1 month) became the second-youngest Raven ever to start a game. Only RB Jamal Lewis (21 years, 18 days) was younger, doing so in 2000.
- Second-round draft pick **RB J.K. Dobbins** became the first Ravens rookie to tally 2 rushing TDs in his NFL debut.

## TEAM STATISTICS

	BROWNS	RAVENS
First Downs	20	23
3rd Down Eff. (Made/Att/Pct)	3/12/25%	6/11/55%
4th Down Eff. (Made/Att/Pct)	0/3/0%	0/0/0%
Total Net Yards	306	381
Total Plays	68	58
Yards Per Play	4.5	6.6
Rushes/Net Yards	27/138	30/111
Net Passing	168	270
Pass Attempts/Completions	39/21	26/21
Had Intercepted	1	0
Sacked/Yards Lost	2/21	2/14
Punts/Average	3/45.7	3/41.7
Penalties/Yards	8/80	7/66
Fumbles/Lost	3/2	2/1
Possession Time	30:02	29:58



# GAME 2: RAVENS 33, TEXANS 16

Baltimore (2-0) • Houston (0-2)

Sunday, September 20, 2020 • 4:25 PM EDT • NRG Stadium • Houston

Indoors • Attendance: 0 • Time: 2:55



<b>Baltimore Ravens</b> .....	<b>3</b>	<b>17</b>	<b>3</b>	<b>10</b>	—	<b>33</b>
<b>Houston Texans</b> .....	<b>0</b>	<b>10</b>	<b>0</b>	<b>6</b>	—	<b>16</b>

## SCORING DRIVES

TEAM	QTR	TIME	SCORING PLAY	BAL	HOU
Ravens	1	01:14	J.Tucker 32 yd. Field Goal (12-73, 6:57)	3	0
Ravens	2	12:55	P.Ricard 1 yd. pass from L.Jackson (J.Tucker kick) (4-34, 2:05)	10	0
Texans	2	09:45	D.Fells 10 yd. pass from D.Watson (K.Fairbairn kick) (7-75, 3:10)	10	7
Ravens	2	05:31	J.Tucker 39 yd. Field Goal (9-58, 4:14)	13	7
Ravens	2	05:26	L.Fort 22 yd. fumble return (J.Tucker kick)	20	7
Texans	2	00:00	K.Fairbairn 44 yd. Field Goal (7-63, 1:06)	20	10
Ravens	3	06:24	J.Tucker 47 yd. Field Goal (14-60, 8:36)	23	10
Texans	4	14:47	K.Fairbairn 35 yd. Field Goal (14-58, 6:37)	23	13
Ravens	4	11:58	M.Ingram 30 yd. run (J.Tucker kick) (6-75, 2:49)	30	13
Texans	4	08:13	K.Fairbairn 45 yd. Field Goal (10-49, 3:45)	30	16
Ravens	4	03:44	J.Tucker 20 yd. Field Goal (13-71, 4:29)	33	16

HOUSTON TEXANS (HEAD COACH: BILL O'BRIEN)					
OFFENSE			DEFENSE		
WR	15	W. Fuller V	DE	99	J. Watt
LT	78	L. Tunsil	DT	92	B. Dunn
LG	74	M. Scharping	DE	96	P. Hall
C	66	N. Martin	LB	59	W. Mercilus
RG	73	Z. Fulton	LB	41	Z. Cunningham
RT	71	T. Howard	LB	55	B. McKinney
TE	88	J. Akins	CB	21	B. Roby
TE	87	D. Fells	CB	26	V. Hargreaves III
QB	4	D. Watson	S	20	J. Reid
RB	31	D. Johnson	S	23	E. Murray
WR	13	B. Cooks	S	33	A. Moore Jr.

BALTIMORE RAVENS (HEAD COACH: JOHN HARBAUGH)					
OFFENSE			DEFENSE		
WR	80	M. Boykin	DT	93	C. Campbell
WR	83	W. Snead IV	NT	98	B. Williams
LT	79	R. Stanley	RUSH	90	P. McPhee
LG	77	B. Bozeman	MLB	48	P. Queen
C	68	M. Skura	WLB	58	L. Fort
RG	74	T. Phillips	SAM	99	M. Judon
RT	78	O. Brown Jr.	LCB	44	M. Humphrey
TE	86	N. Boyle	SS	36	C. Clark
QB	8	L. Jackson	FS	32	D. Elliott
RB	21	M. Ingram II	RCB	24	M. Peters
WR	15	M. Brown	DB	41	A. Levine Sr.

**OFFICIALS: Referee:** Tony Corrente (99), **Umpire:** Tab Slaughter (110), **Down Judge:** Jerry Bergman (91), **Down Judge:** David Oliver (24), **Field Judge:** Mearl Robinson (31), **Side Judge:** Anthony Flemming (90), **Back Judge:** Todd Prukop (30), **Replay Official:** Tyler Cerimeli, **Replay Assistant:** Marvin LeBlanc

## BALTIMORE RAVENS

PASSING	ATT	CP	YDS	SK/YD	TD	LG	INT	RTG
Lamar Jackson	24	18	204	4/27	1	29	0	113.9
<b>TOTAL</b>	<b>24</b>	<b>18</b>	<b>204</b>	<b>4/27</b>	<b>1</b>	<b>29</b>	<b>0</b>	<b>113.9</b>

RUSHING	ATT	YDS	AVG	LG	TD
Gus Edwards	10	73	7.3	22	0
Mark Ingram II	9	55	6.1	30t	1
Lamar Jackson	16	54	3.4	14	0
J.K. Dobbins	2	48	24.0	44	0
<b>TOTAL</b>	<b>37</b>	<b>230</b>	<b>6.2</b>	<b>44</b>	<b>1</b>

RECEIVING	NO	YDS	AVG	LG	TD
Marquise Brown	5	42	8.4	25	0
Miles Boykin	4	38	9.5	14	0
Willie Snead IV	2	29	14.5	22	0
Mark Ingram II	2	22	11.0	18	0
Mark Andrews	1	29	29.0	29	0
Devin Duvernay	1	19	19.0	19	0
J.K. Dobbins	1	13	13.0	13	0
Nick Boyle	1	11	11.0	11	0
Patrick Ricard	1	1	1.0	1t	1
<b>TOTAL</b>	<b>18</b>	<b>204</b>	<b>11.3</b>	<b>29</b>	<b>1</b>

TOP DEFENSE	TOT	SOLO	AST	SCK	YDS	INT
Patrick Queen	9	7	2	0.0	0.0	0
Marlon Humphrey	7	6	1	0.5	0.5	0
Chuck Clark	6	4	2	0.5	4.0	0

FIELD GOALS	FGM/FGA	PERCENT	RESULTS
Justin Tucker	4-4	100.0	(32, 39, 47, 20)
<b>TOTAL</b>	<b>4-4</b>	<b>100.0</b>	

## GAME HIGHLIGHTS

- The Ravens won their 14-straight regular season game. Not since Carolina (18-straight during the 2014-15 seasons) has an NFL team won as many regular season games in a row. Baltimore also captured its seventh-straight road victory dating back to 2019.
- Baltimore closed out the win in Houston with 17-straight rushes and held the ball for 9:41 in the fourth quarter.
- With 203 rushing yards (including 186 in the second half), the Ravens surpassed the 200-ground mark for the 26th time under **John Harbaugh**. Baltimore is 24-2 when tallying at least 200 under "Harbs."
- **QB Lamar Jackson** reached 2,000 rushing yards for his career, doing so in just 33 games. He became the fastest quarterback ever to reach the 2,000 mark, surpassing Michael Vick's record of 39 games.
- **LB L.J. Fort's** FR-TD (set up by **CB Marlon Humphrey's** FF), marked Baltimore's NFL-best 10th defensive TD since the 2018 season.

## HOUSTON TEXANS

PASSING	ATT	CP	YDS	SK/YD	TD	LG	INT	RTG
Deshaun Watson	36	25	275	4/22	1	38	1	89.5
<b>TOTAL</b>	<b>36</b>	<b>25</b>	<b>275</b>	<b>4/22</b>	<b>1</b>	<b>38</b>	<b>1</b>	<b>89.5</b>

RUSHING	ATT	YDS	AVG	LG	TD
David Johnson	11	34	3.1	9	0
Deshaun Watson	5	17	3.4	8	0
Will Fuller V	1	0	0.0	0	0
<b>TOTAL</b>	<b>17</b>	<b>51</b>	<b>3.0</b>	<b>9</b>	<b>0</b>

RECEIVING	NO	YDS	AVG	LG	TD
Jordan Akins	7	55	7.9	12	0
Brandin Cooks	5	95	19.0	38	0
Randall Cobb	5	59	11.8	23	0
Darren Fells	2	23	11.5	13	1
David Johnson	2	16	8.0	9	0
Kenny Stills	2	16	8.0	13	0
Keke Coutee	2	11	5.5	6	0
<b>TOTAL</b>	<b>25</b>	<b>275</b>	<b>11.0</b>	<b>38</b>	<b>1</b>

TOP DEFENSE	TOT	SOLO	AST	SCK	YDS	INT
Zach Cunningham	15	11	4	1.0	8.0	0
Benardrick McKinney	10	3	7	0.0	0.0	0
Justin Reid	10	8	2	0.0	0.0	0

FIELD GOALS	FGM/FGA	PERCENT	RESULTS
Ka'imi Fairbairn	3-3	100.0	(44, 35, 45)
<b>TOTAL</b>	<b>3-3</b>	<b>100.0</b>	

## TEAM STATISTICS

	RAVENS	TEXANS
First Downs	23	18
3rd Down Eff. (Made/Att/Pct)	5/14/36%	3/9/33%
4th Down Eff. (Made/Att/Pct)	2/2/100%	0/1/0%
Total Net Yards	407	304
Total Plays	65	57
Yards Per Play	6.3	5.3
Rushes/Net Yards	37/230	17/51
Net Passing	177	253
Pass Attempts/Completions	24/18	36/25
Had Intercepted	0	1
Sacked/Yards Lost	4/27	4/22
Punts/Average	2/47.0	3/46.7
Penalties/Yards	3/21	4/22
Fumbles/Lost	0/0	1/1
Possession Time	34:51	25:09



# GAME 3: CHIEFS 34, RAVENS 20

Kansas City (3-0) • Baltimore (2-1)

Monday, September 28, 2020 • 8:15 PM EDT • M&T Bank Stadium • Baltimore  
Mostly Cloudy Temp: 73° F, Humidity: 84%, Wind: SSE 8 mph • Attendance: 0 • Time: 2:58



<b>Kansas City Chiefs</b> .....	<b>6</b>	<b>21</b>	<b>0</b>	<b>7</b>	<b>—</b>	<b>34</b>
<b>Baltimore Ravens</b> .....	<b>3</b>	<b>7</b>	<b>3</b>	<b>7</b>	<b>—</b>	<b>20</b>

## SCORING DRIVES

TEAM	QTR	TIME	SCORING PLAY	KC	BAL
Ravens	1	09:20	J.Tucker 26 yd. Field Goal (11-67, 5:40)	0	3
Chiefs	1	06:43	P.Mahomes 3 yd. run (kick failed, wl) (6-75, 2:37)	6	3
Chiefs	2	12:52	A.Sherman 5 yd. pass from P.Mahomes (H.Butker kick) (13-68, 6:20)	13	3
Ravens	2	12:40	D.Duvernay 93 yd. kickoff return (J.Tucker kick) (0-0, 0:12)	13	10
Chiefs	2	06:40	T.Hill 20 yd. pass from P.Mahomes (H.Butker kick) (6-73, 3:26)	20	10
Chiefs	2	01:48	M.Hardman 49 yd. pass from P.Mahomes (H.Butker kick) (7-84, 2:51)	27	10
Ravens	3	06:13	J.Tucker 42 yd. Field Goal (12-55, 6:43)	27	13
Ravens	4	14:55	N.Boyle 5 yd. pass from L.Jackson (J.Tucker kick) (6-49, 3:02)	27	20
Chiefs	4	08:14	E.Fisher 2 yd. pass from P.Mahomes (H.Butker kick) (13-75, 6:41)	34	20

### KANSAS CITY CHIEFS (HEAD COACH: ANDY REID)

OFFENSE		DEFENSE	
WR 10	T. Hill	LDE 92	T. Kpassagnon
WR 14	S. Watkins	LDT 91	D. Nnadi
LT 72	E. Fisher	RDT 95	C. Jones
LG 70	K. Osemele	RDE 55	F. Clark
C 62	A. Reiter	LB 53	A. Hitchens
RG 75	M. Remmers	LB 54	D. Wilson
RT 71	M. Schwartz	LB 56	B. Niemann
TE 87	T. Kelce	LCB 38	L. Sneed
QB 15	P. Mahomes	RCB 27	R. Fenton
RB 25	C. Edwards-Helaire	FS 22	J. Thornhill
TE 48	N. Keizer	SS 32	T. Mathieu

### BALTIMORE RAVENS (HEAD COACH: JOHN HARBAUGH)

OFFENSE		DEFENSE	
WR 83	W. Snead IV	DT 93	C. Campbell
LT 79	R. Stanley	NT 98	B. Williams
LG 77	B. Bozeman	RUSH 90	P. McPhee
C 68	M. Skura	MLB 48	P. Queen
RG 74	T. Phillips	WLB 58	L. Fort
RT 78	O. Brown Jr.	SAM 99	M. Judon
TE 86	N. Boyle	LCB 24	M. Peters
QB 8	L. Jackson	SS 36	C. Clark
FB 42	P. Ricard	FS 32	D. Elliott
RB 21	M. Ingram II	RCB 22	J. Smith
WR 15	M. Brown	DB 44	M. Humphrey

**OFFICIALS:** Referee: John Hussey (35), **Back Judge:** Greg Steed (12), **Umpire:** Roy Ellison (81), **Field Judge:** Steve Zimmer (33), **Line Judge:** Mark Steinkerchner (84), **Replay Official:** Kevin Stine, **Side Judge:** Allen Baynes (56), **Down Judge:** Brian Bolinger (40)

## KANSAS CITY CHIEFS

PASSING	ATT	CP	YDS	SK/YD	TD	LG	INT	RTG
Patrick Mahomes	42	31	385	0/0	4	49	0	133.5
<b>TOTAL</b>	<b>42</b>	<b>31</b>	<b>385</b>	<b>0/0</b>	<b>4</b>	<b>49</b>	<b>0</b>	<b>133.5</b>

RUSHING	ATT	YDS	AVG	LG	TD
Clyde Edwards-Helaire	20	64	3.2	16	0
Patrick Mahomes	4	26	6.5	12	1
Tyreek Hill	2	25	12.5	22	0
Darwin Thompson	2	11	5.5	10	0
Darrel Williams	2	6	3.0	6	0
Anthony Sherman	1	0	0.0	0	0
<b>TOTAL</b>	<b>31</b>	<b>132</b>	<b>4.3</b>	<b>22</b>	<b>1</b>

RECEIVING	NO	YDS	AVG	LG	TD
Sammy Watkins	7	62	8.9	15	0
Travis Kelce	6	87	14.5	29	0
Tyreek Hill	5	77	15.4	33	1
Clyde Edwards-Helaire	5	70	14.0	24	0
Mecole Hardman	4	81	20.3	49t	1
Darrel Williams	2	1	0.5	5	0
Anthony Sherman	1	5	5.0	5t	1
Eric Fisher	1	2	2.0	2t	1
<b>TOTAL</b>	<b>31</b>	<b>385</b>	<b>12.4</b>	<b>49T</b>	<b>4</b>

TOP DEFENSE	TOT	SOLO	AST	SCK	YDS	INT
Juan Thornhill	6	5	1	0.0	0.0	0
Anthony Hitchens	5	0	5	0.0	0.0	0
Chris Jones	5	3	2	2.0	9.0	0

FIELD GOALS	FGM/FGA	PERCENT	RESULTS
No Field Goals			

## BALTIMORE RAVENS

PASSING	ATT	CP	YDS	SK/YD	TD	LG	INT	RTG
Lamar Jackson	28	15	97	4/27	1	19	0	73.1
<b>TOTAL</b>	<b>28</b>	<b>15</b>	<b>97</b>	<b>4/27</b>	<b>1</b>	<b>19</b>	<b>0</b>	<b>73.1</b>

RUSHING	ATT	YDS	AVG	LG	TD
Lamar Jackson	9	83	9.2	30	0
Gus Edwards	4	39	9.8	24	0
Mark Ingram II	7	30	4.3	11	0
J.K. Dobbins	1	6	6.0	6	0
<b>TOTAL</b>	<b>21</b>	<b>158</b>	<b>7.5</b>	<b>30</b>	<b>0</b>

RECEIVING	NO	YDS	AVG	LG	TD
J.K. Dobbins	4	38	9.5	19	0
Mark Andrews	3	22	7.3	13	0
Marquise Brown	2	13	6.5	7	0
Devin Duvernay	2	7	3.5	7	0
Willie Snead IV	2	4	2.0	4	0
Miles Boykin	1	8	8.0	8	0
Nick Boyle	1	5	5.0	5t	1
<b>TOTAL</b>	<b>15</b>	<b>97</b>	<b>6.5</b>	<b>19</b>	<b>1</b>

TOP DEFENSE	TOT	SOLO	AST	SCK	YDS	INT
Chuck Clark	10	6	4	0.0	0.0	0
Brandon Williams	7	7	0	0.0	0.0	0
Derek Wolfe	6	1	5	0.0	0.0	0

FIELD GOALS	FGM/FGA	PERCENT	RESULTS
Justin Tucker	2-2	100.0	(26, 42)
<b>TOTAL</b>	<b>2-2</b>	<b>100.0</b>	

## GAME HIGHLIGHTS

- Kansas City snapped Baltimore's 14-game winning streak in regular season play. Prior to facing the Chiefs, the Ravens had not lost in the regular season since Week 4 of 2019.
- The Ravens finished with a 7.5 yards-per-carry average, which is the third-highest single-game clip in franchise history (8.37 vs. Cle. on 9/14/03 & 7.7 vs. Det. on 12/13/09).
- With 83 rushing yards, **QB Lamar Jackson** passed Cam Newton for the most rushing yards ever by a QB in his first three NFL seasons: Lamar Jackson – 2,083; Cam Newton – 2,032; Russell Wilson – 1,877; Robert Griffin – 1,480.
- Rookie **WR Devin Duvernay** produced a 93-yard KOR-TD in the second quarter. It marked the NFL's first KOR-TD of 2020 and was the Ravens' sixth KOR-TD since 2011. Only the Vikings (7) have more KOR-TDs since '11.
- Duvernay became the fifth rookie in Ravens history to return a kickoff for a TD: Patrick Johnson (1998), Yamon Figurs (2007), Lardarius Webb (2009) and David Reed (2010).

## TEAM STATISTICS

	CHIEFS	RAVENS
First Downs	29	16
3rd Down Eff. (Made/Att/Pct)	10/13/77%	3/9/33%
4th Down Eff. (Made/Att/Pct)	0/2/0%	0/1/0%
Total Net Yards	517	228
Total Plays	73	53
Yards Per Play	7.1	4.3
Rushes/Net Yards	31/132	21/158
Net Passing	385	70
Pass Attempts/Completions	42/31	28/15
Had Intercepted	0	0
Sacked/Yards Lost	0/0	4/27
Punts/Average	1/58.0	3/49.0
Penalties/Yards	6/38	6/45
Fumbles/Lost	1/1	3/1
Possession Time	33:56	26:04



# GAME 4: RAVENS 31, WASHINGTON 17

Baltimore (3-1) • Washington (1-3)

Sunday, October 4, 2020 • 1:00 PM EDT • FedExField • Washington  
Sunny Temp: 65° F, Humidity: 45%, Wind: NE 5 mph • Attendance: 0 • Time: 2:50



<b>Baltimore Ravens</b> .....	<b>7</b>	<b>14</b>	<b>7</b>	<b>3</b>	<b>—</b>	<b>31</b>
<b>Washington</b> .....	<b>0</b>	<b>10</b>	<b>0</b>	<b>7</b>	<b>—</b>	<b>17</b>

## SCORING DRIVES

TEAM	QTR	TIME	SCORING PLAY	BAL	WAS
Ravens	1	02:09	M.Ingram 1 yd. run (J.Tucker kick) (2-34, 0:42)	7	0
Ravens	2	09:56	L.Jackson 50 yd. run (J.Tucker kick) (3-56, 1:30)	14	0
Washington	2	04:41	A.Gibson 2 yd. run (D.Hopkins kick) (10-75, 5:15)	14	7
Ravens	2	01:49	M.Andrews 25 yd. pass from L.Jackson (J.Tucker kick) (8-75, 2:52)	21	7
Washington	2	00:00	D.Hopkins 43 yd. Field Goal (3-12, 0:31)	21	10
Ravens	3	08:42	M.Andrews 22 yd. pass from L.Jackson (J.Tucker kick) (10-75, 6:18)	28	10
Ravens	4	05:16	J.Tucker 46 yd. Field Goal (10-64, 6:19)	31	10
Washington	4	02:05	D.Haskins 1 yd. run (D.Hopkins kick) (4-42, 1:24)	31	17

WASHINGTON		
OFFENSE	DEFENSE	
WR 80 D. Inman	DL 91 R. Kerrigan	
WR 17 T. McLaurin	DL 94 D. Payne	
WR 83 I. Wright	DL 93 J. Allen	
G 67 W. Martin	DL 90 M. Sweat	
G 71 W. Schweitzer	LB 53 J. Bostic	
C 73 C. Roullier	LB 54 K. Pierre-Louis	
TE 82 L. Thomas	CB 23 R. Darby	
T 74 G. Christian Sr.	CB 29 K. Fuller	
T 76 M. Moses	S 30 T. Apke	
QB 7 D. Haskins Jr.	S 26 L. Collins	
RB 41 J. McKissic	S 31 K. Curi	

BALTIMORE RAVENS (HEAD COACH: JOHN HARBAUGH)		
OFFENSE	DEFENSE	
WR 80 M. Boykin	DT 93 C. Campbell	
LT 78 O. Brown Jr.	NT 98 B. Williams	
LG 77 B. Bozeman	RUSH 90 P. McPhee	
C 68 M. Skura	MLB 48 P. Queen	
RG 74 T. Phillips	WLB 58 L. Fort	
RT 70 D. Fluker	SAM 99 M. Judon	
TE 89 M. Andrews	LCB 24 M. Peters	
TE 86 N. Boyle	SS 36 C. Clark	
QB 8 L. Jackson	FS 32 D. Elliott	
RB 21 M. Ingram II	RCB 23 A. Averett	
WR 15 M. Brown	DB 44 M. Humphrey	

OFFICIALS: Referee: Adrian Hill (29), Umpire: Paul King (121), Down Judge: Ed Camp (134), Side Judge: Keith Washington (7), Back Judge: Greg Steed (12), Line Judge: Kevin Codey (16), Field Judge: Dominique Pender (114), Replay Official: Mike Wimmer, Replay Assistant: Desiree Abrams

## BALTIMORE RAVENS

PASSING	ATT	CP	YDS	SK/YD	TD	LG	INT	RTG
Lamar Jackson	21	14	193	1/2	2	33	1	107.8
Sam Koch	1	1	15	0/0	0	15	0	118.8
Robert Griffin III	1	0	0	0/0	0	0	1	0.0
<b>TOTAL</b>	<b>23</b>	<b>15</b>	<b>208</b>	<b>1/2</b>	<b>2</b>	<b>33</b>	<b>2</b>	<b>86.9</b>

RUSHING	ATT	YDS	AVG	LG	TD
Lamar Jackson	7	53	7.6	50t	1
Gus Edwards	9	38	4.2	13	0
Mark Ingram II	8	34	4.3	8	1
J.K. Dobbins	5	16	3.2	14	0
Robert Griffin III	3	3	1.0	5	0
<b>TOTAL</b>	<b>32</b>	<b>144</b>	<b>4.5</b>	<b>50T</b>	<b>2</b>

RECEIVING	NO	YDS	AVG	LG	TD
Marquise Brown	4	86	21.5	33	0
Mark Andrews	3	57	19.0	25t	2
Miles Boykin	2	28	14.0	15	0
Willie Snead IV	2	20	10.0	10	0
Nick Boyle	1	9	9.0	9	0
Devin Duvernay	1	4	4.0	4	0
Mark Ingram II	1	3	3.0	3	0
J.K. Dobbins	1	1	1.0	1	0
<b>TOTAL</b>	<b>15</b>	<b>208</b>	<b>13.9</b>	<b>33</b>	<b>2</b>

TOP DEFENSE	TOT	SOLO	AST	SCK	YDS	INT
Patrick Queen	12	9	3	0.0	0.0	0
Marlon Humphrey	9	8	1	0.0	0.0	0
Chuck Clark	6	3	3	0.0	0.0	0

FIELD GOALS	FGM/FGA	PERCENT	RESULTS
Justin Tucker	1-1	100.0	(46)
<b>TOTAL</b>	<b>1-1</b>	<b>100.0</b>	

## WASHINGTON

PASSING	ATT	CP	YDS	SK/YD	TD	LG	INT	RTG
Dwayne Haskins Jr.	45	32	314	3/40	0	40	0	90.4
<b>TOTAL</b>	<b>45</b>	<b>32</b>	<b>314</b>	<b>3/40</b>	<b>0</b>	<b>40</b>	<b>0</b>	<b>90.4</b>

RUSHING	ATT	YDS	AVG	LG	TD
Antonio Gibson	13	46	3.5	10	1
Isaiah Wright	1	9	9.0	9	0
J.D. McKissic	2	6	3.0	5	0
Peyton Barber	3	5	1.7	3	0
Dwayne Haskins Jr.	3	3	1.0	2	1
<b>TOTAL</b>	<b>22</b>	<b>69</b>	<b>3.1</b>	<b>10</b>	<b>2</b>

RECEIVING	NO	YDS	AVG	LG	TD
Terry McLaurin	10	118	11.8	39	0
J.D. McKissic	7	40	5.7	12	0
Antonio Gibson	4	82	20.5	40	0
Dontrelle Inman	4	29	7.3	13	0
Isaiah Wright	4	20	5.0	11	0
Cam Sims	2	17	8.5	9	0
Logan Thomas	1	8	8.0	8	0
<b>TOTAL</b>	<b>32</b>	<b>314</b>	<b>9.8</b>	<b>40</b>	<b>0</b>

TOP DEFENSE	TOT	SOLO	AST	SCK	YDS	INT
Jon Bostic	14	6	8	0.0	0.0	0
Landon Collins	8	4	4	0.0	0.0	0
Kevin Pierre-Louis	6	4	2	0.0	0.0	0

FIELD GOALS	FGM/FGA	PERCENT	RESULTS
Dustin Hopkins	1-2	50.0	54LU (43)
<b>TOTAL</b>	<b>1-2</b>	<b>50.0</b>	

## GAME HIGHLIGHTS

- The Ravens won their eighth-straight away game, marking the NFL's longest active streak. Baltimore has scored 33.6 ppg and allowed 15.4 ppg in these victories. **QB Lamar Jackson** has thrown 18 TDs and just 5 INTs in these eight road wins, producing a 112.7 passer rating.
- The Ravens successfully converted a fourth-and-9 fake punt in the second quarter when P Sam Koch connected with **WR Miles Boykin** for a 15-yard gain. (This led to a TD catch by TE Mark Andrews later on the drive.) Koch, who is now 7-of-7 passing for 82 yards and a 115.5 career passer rating.
- QB Lamar Jackson** became the fastest QB in league history (35 games) to reach 5,000 passing yards and 2,000 rushing yards. Additionally, Jackson's 50-yard TD run was the longest rushing score by a QB in the last five seasons. (Marcus Mariota – 87 yards in 2015 – was the last with a longer one.)
- With **CB Marlon Humphrey's** FF and subsequent FR by **CB Marcus Peters**, the Ravens forced a turnover in their 17th-consecutive game, marking the second-longest stretch in team history.

## TEAM STATISTICS

	RAVENS	WASHINGTON
First Downs	18	24
3rd Down Eff. (Made/Att/Pct)	5/11/45%	4/13/31%
4th Down Eff. (Made/Att/Pct)	2/2/100%	2/3/67%
Total Net Yards	350	343
Total Plays	56	70
Yards Per Play	6.3	4.9
Rushes/Net Yards	32/144	22/69
Net Passing	206	274
Pass Attempts/Completions	23/15	45/32
Had Intercepted	2	0
Sacked/Yards Lost	1/2	3/40
Punts/Average	3/47.0	5/45.8
Penalties/Yards	5/30	2/20
Fumbles/Lost	0/0	1/1
Possession Time	29:22	30:38



# GAME 5: BENGALS 3, RAVENS 27

Cincinnati (1-3-1) • Baltimore (4-1)

Sunday, October 11, 2020 • 1:00 PM EDT • M&T Bank Stadium • Baltimore

Cloudy Temp: 69° F, Humidity: 92%, Wind: ESE 3 mph • Attendance: 0 • Time: 2:57



Cincinnati Bengals	0	0	0	3	—	3
Baltimore Ravens	10	7	3	7	—	27

## SCORING DRIVES

TEAM	QTR	TIME	SCORING PLAY	CIN	BAL
Ravens	1	10:40	J.Tucker 46 yd. Field Goal (6-52, 2:07)	0	3
Ravens	1	00:40	M.Andrews 5 yd. pass from L.Jackson (J.Tucker kick) (15-62, 7:19)	0	10
Ravens	2	14:56	M.Brown 2 yd. pass from L.Jackson (J.Tucker kick) (2-31, 0:24)	0	17
Ravens	3	02:36	J.Tucker 39 yd. Field Goal (7-44, 3:32)	0	20
Ravens	4	08:21	P.Queen 53 yd. fumble return (J.Tucker kick)	0	27
Bengals	4	00:32	R.Bullock 38 yd. Field Goal (14-55, 7:49)	3	27

### CINCINNATI BENGALS

OFFENSE			DEFENSE		
WR 83	T. Boyd	DE 94	S. Hubbard		
WR 18	A. Green	DE 58	C. Lawson		
WR 85	T. Higgins	DT 99	C. Covington		
G 60	M. Jordan	DT 98	D. Reader		
G 62	A. Redmond	LB 56	J. Bynes		
C 66	T. Hopkins	LB 59	A. Davis-Gaither		
OT 68	B. Hart	LB 57	G. Pratt		
OT 73	J. Williams	CB 22	W. Jackson III		
TE 89	D. Sample	CB 38	L. Sims		
QB 9	J. Burrow	S 30	J. Bates III		
HB 28	J. Mixon	S 24	V. Bell		

### BALTIMORE RAVENS (HEAD COACH: JOHN HARBAUGH)

OFFENSE			DEFENSE		
WR 83	W. Snead IV	DT 93	C. Campbell		
LT 79	R. Stanley	NT 98	B. Williams		
LG 77	B. Bozeman	RUSH 90	P. McPhee		
C 68	M. Skura	MLB 48	P. Queen		
RG 65	P. Mekari	WLB 58	L. Fort		
RT 78	O. Brown Jr.	SAM 99	M. Judon		
TE 86	N. Boyle	LCB 24	M. Peters		
QB 8	L. Jackson	SS 36	C. Clark		
FB 42	P. Ricard	FS 32	D. Elliott		
RB 21	M. Ingram II	RCB 22	J. Smith		
WR 15	M. Brown	DB 44	M. Humphrey		

OFFICIALS: Referee: Jerome Boger (23), Umpire: Barry Anderson (20), Down Judge: Tripp Sutter (37), Line Judge: Rusty Baynes (59), Field Judge: Tra Blake (33), Side Judge: Scott Edwards (3), Back Judge: Brad Freeman (88), Replay Official: Ross Smith, Replay Assistant: Jamar Law

## CINCINNATI BENGALS

PASSING	ATT	CP	YDS	SK/YD	TD	LG	INT	RTG
Joe Burrow	30	19	183	7/48	0	26	1	66.4
<b>TOTAL</b>	<b>30</b>	<b>19</b>	<b>183</b>	<b>7/48</b>	<b>0</b>	<b>26</b>	<b>1</b>	<b>66.4</b>

RUSHING	ATT	YDS	AVG	LG	TD
Joe Mixon	24	59	2.5	7	0
Joe Burrow	3	10	3.3	6	0
Mike Thomas	1	1	1.0	1	0
<b>TOTAL</b>	<b>28</b>	<b>70</b>	<b>2.5</b>	<b>7</b>	<b>0</b>

RECEIVING	NO	YDS	AVG	LG	TD
Joe Mixon	6	35	5.8	19	0
Tee Higgins	4	62	15.5	26	0
Tyler Boyd	4	42	10.5	14	0
Drew Sample	2	22	11.0	14	0
Auden Tate	1	12	12.0	12	0
Mike Thomas	1	6	6.0	6	0
Giovani Bernard	1	4	4.0	4	0
<b>TOTAL</b>	<b>19</b>	<b>183</b>	<b>9.6</b>	<b>26</b>	<b>0</b>

TOP DEFENSE	TOT	SOLO	AST	SCK	YDS	INT
Josh Bynes	8	2	6	0.0	0.0	0
Jessie Bates III	7	6	1	0.0	0.0	0
Germaine Pratt	6	5	1	0.0	0.0	0

FIELD GOALS	FGM/FGA	PERCENT	RESULTS
Randy Bullock	1-1	100.0	(38)
<b>TOTAL</b>	<b>1-1</b>	<b>100.0</b>	

## BALTIMORE RAVENS

PASSING	ATT	CP	YDS	SK/YD	TD	LG	INT	RTG
Lamar Jackson	37	19	180	1/9	2	30	1	71.9
<b>TOTAL</b>	<b>37</b>	<b>19</b>	<b>180</b>	<b>1/9</b>	<b>2</b>	<b>30</b>	<b>1</b>	<b>71.9</b>

RUSHING	ATT	YDS	AVG	LG	TD
Mark Ingram II	11	57	5.2	20	0
Devin Duvernay	1	42	42.0	42	0
J.K. Dobbins	1	34	34.0	34	0
Gus Edwards	7	25	3.6	6	0
Lamar Jackson	2	3	1.5	7	0
Marquise Brown	1	1	1.0	1	0
Robert Griffin III	1	-1	-1.0	-1	0
<b>TOTAL</b>	<b>24</b>	<b>161</b>	<b>6.7</b>	<b>42</b>	<b>0</b>

RECEIVING	NO	YDS	AVG	LG	TD
Marquise Brown	6	77	12.8	30	1
Mark Andrews	6	56	9.3	14	1
J.K. Dobbins	3	21	7.0	9	0
Devin Duvernay	2	17	8.5	9	0
Patrick Ricard	1	7	7.0	7	0
Nick Boyle	1	2	2.0	2	0
<b>TOTAL</b>	<b>19</b>	<b>180</b>	<b>9.5</b>	<b>30</b>	<b>2</b>

TOP DEFENSE	TOT	SOLO	AST	SCK	YDS	INT
Chuck Clark	9	5	4	1.0	7.0	0
Patrick Queen	9	6	3	1.0	6.0	0
Jaylon Ferguson	6	3	3	0.0	0.0	0

FIELD GOALS	FGM/FGA	PERCENT	RESULTS
Justin Tucker	2-3	66.7	(46) 61WR (39)
<b>TOTAL</b>	<b>2-3</b>	<b>66.7</b>	

## GAME HIGHLIGHTS

- The Ravens improved to 4-1 for the sixth time in franchise history (2000, 2006, 2010, 2011, 2012 & 2020), including for the fourth time under head coach **John Harbaugh**.
- LB Patrick Queen**'s 52-yard FR-TD is the fifth-longest FR in Ravens history. It also marks the Ravens' second defensive TD of the season (FR-TD by **LB L.J. Fort** at Hou. in Week 2) and their NFL-high 11th since 2018, when **Don Martindale** became Baltimore's defensive coordinator.
- Baltimore's 7 overall sacks today tie for the fourth most in a game in team history and are the most in a game since producing 7 on 11/17/19 vs. Hou.
- The Ravens' 15 QB hits today tie for their third most dating back to 2006, when the stat began being track. (The record is 22 at Cle. in 2006.)
- P Sam Koch** moved into a first-place tie with OLB Terrell Suggs for the most regular season games (229) played in Ravens history. Prior to today, Koch was tied with Ray Lewis (228) for second.

## TEAM STATISTICS

	BENGALS	RAVENS
First Downs	12	17
3rd Down Eff. (Made/Att/Pct)	3/16/19%	7/15/47%
4th Down Eff. (Made/Att/Pct)	2/3/67%	0/1/0%
Total Net Yards	205	332
Total Plays	65	62
Yards Per Play	3.2	5.4
Rushes/Net Yards	28/70	24/161
Net Passing	135	171
Pass Attempts/Completions	30/19	37/19
Had Intercepted	1	1
Sacked/Yards Lost	7/48	1/9
Punts/Average	7/50.1	4/44.3
Penalties/Yards	5/40	4/25
Fumbles/Lost	3/2	0/0
Possession Time	34:39	25:21



# GAME 6: RAVENS 30, EAGLES 28

Baltimore (5-1) • Philadelphia (1-4-1)

Sunday, October 18, 2020 • 1:00 PM EDT • Lincoln Financial Field • Philadelphia  
Sunny Temp: 61° F, Humidity: 52%, Wind: SE 7 mph • Attendance: 5,500 • Time: 3:31



<b>Baltimore Ravens</b> .....	<b>14</b>	<b>3</b>	<b>7</b>	<b>6</b>	<b>—</b>	<b>30</b>
<b>Philadelphia Eagles</b> .....	<b>0</b>	<b>0</b>	<b>6</b>	<b>22</b>	<b>—</b>	<b>28</b>

## SCORING DRIVES

TEAM	QTR	TIME	SCORING PLAY	BAL	PHI
Ravens	1	08:02	N.Boyle 7 yd. pass from L.Jackson (J.Tucker kick) (9-47, 5:13)	7	0
Ravens	1	00:31	G.Edwards 7 yd. run (J.Tucker kick) (5-28, 2:23)	14	0
Ravens	2	12:12	J.Tucker 46 yd. Field Goal (5-35, 2:00)	17	0
Ravens	3	04:25	L.Jackson 37 yd. run (J.Tucker kick) (5-63, 2:52)	24	0
Eagles	4	13:32	J.Croom 3 yd. pass from C.Wentz (C.Wentz-G.Ward pass) (12-81, 3:04)	24	8
Ravens	4	10:01	J.Tucker 55 yd. Field Goal (7-38, 3:31)	27	8
Ravens	4	07:12	J.Tucker 46 yd. Field Goal (4-2, 2:07)	30	8
Eagles	4	03:48	T.Fulgham 18 yd. pass from C.Wentz (C.Wentz-J.Arcega-Whiteside pass) (11-75, 3:24)	30	16
Eagles	4	01:55	C.Wentz 1 yd. run (run failed) (4-71, 1:16)	30	22

### PHILADELPHIA EAGLES

OFFENSE		DEFENSE	
WR 82	J. Hightower	DE 96	D. Barnett
WR 84	G. Ward	DE 55	B. Graham
G 67	N. Herbig	DT 91	F. Cox
C 62	J. Kelce	DT 97	M. Jackson
TE 86	Z. Ertz	LB 47	N. Gerry
T 63	J. Driscoll	LB 49	A. Singleton
T 68	J. Mailata	CB 31	J. Mills
QB 11	C. Wentz	CB 23	N. Robey
RB 26	M. Sanders	CB 24	D. Slay
--	--	S 23	R. McLeod

### BALTIMORE RAVENS (HEAD COACH: JOHN HARBAUGH)

OFFENSE		DEFENSE	
WR 83	W. Snead IV	DT 93	C. Campbell
WR 80	M. Boykin	NT 71	J. Ellis
LT 79	R. Stanley	RUSH 90	P. McPhee
LG 77	B. Bozeman	MLB 48	P. Queen
C 68	M. Skura	WLB 58	L. Fort
RG 74	T. Phillips	SAM 99	M. Judon
RT 78	O. Brown Jr.	LCB 24	M. Peters
TE 86	N. Boyle	SS 36	C. Clark
QB 8	L. Jackson	FS 32	D. Elliott
RB 21	M. Ingram II	RCB 22	J. Smith
WR 15	M. Brown	DB 44	M. Humphrey

**OFFICIALS:** Referee: Shawn Smith (14), Umpire: Bryan Neale (92), Down Judge: Michael Dolce (123), Field Judge: Dyrrol Prioleau (109), Side Judge: Jimmy Buchanan (86), Back Judge: Dino Paganelli (105), Replay Official: Kevin Brown, Line Judge: Mark Steinkerchner (84)

## BALTIMORE RAVENS

PASSING	ATT	CP	YDS	SK/YD	TD	LG	INT	RTG
Lamar Jackson	27	16	186	3/13	1	32	0	92.5
<b>TOTAL</b>	<b>27</b>	<b>16</b>	<b>186</b>	<b>3/13</b>	<b>1</b>	<b>32</b>	<b>0</b>	<b>92.5</b>

RUSHING	ATT	YDS	AVG	LG	TD
Lamar Jackson	9	108	12.0	37t	1
J.K. Dobbins	9	28	3.1	16	0
Gus Edwards	14	26	1.9	7t	1
Mark Ingram II	5	20	4.0	9	0
<b>TOTAL</b>	<b>37</b>	<b>182</b>	<b>4.9</b>	<b>37T</b>	<b>2</b>

RECEIVING	NO	YDS	AVG	LG	TD
Marquise Brown	4	57	14.3	20	0
Nick Boyle	3	33	11.0	17	1
Devin Duvernay	3	31	10.3	17	0
Mark Andrews	2	21	10.5	11	0
J.K. Dobbins	2	1	0.5	2	0
Willie Snead IV	1	32	32.0	32	0
Miles Boykin	1	11	11.0	11	0
<b>TOTAL</b>	<b>16</b>	<b>186</b>	<b>11.6</b>	<b>32</b>	<b>1</b>

TOP DEFENSE	TOT	SOLO	AST	SCK	YDS	INT
Marlon Humphrey	8	8	0	1.0	6.0	0
L.J. Fort	6	5	1	0.0	0.0	0
Calais Campbell	5	4	1	3.0	23.0	0

FIELD GOALS	FGM/FGA	PERCENT	RESULTS
Justin Tucker	3-3	100.0	(46, 55, 46)
<b>TOTAL</b>	<b>3-3</b>	<b>100.0</b>	

## PHILADELPHIA EAGLES

PASSING	ATT	CP	YDS	SK/YD	TD	LG	INT	RTG
Carson Wentz	40	21	213	6/43	2	50	0	84.7
<b>TOTAL</b>	<b>40</b>	<b>21</b>	<b>213</b>	<b>6/43</b>	<b>2</b>	<b>50</b>	<b>0</b>	<b>84.7</b>

RUSHING	ATT	YDS	AVG	LG	TD
Miles Sanders	9	118	13.1	74	0
Carson Wentz	5	49	9.8	40	1
Jalen Hurts	2	23	11.5	20	0
Boston Scott	2	4	2.0	5	0
<b>TOTAL</b>	<b>18</b>	<b>194</b>	<b>10.8</b>	<b>74</b>	<b>1</b>

RECEIVING	NO	YDS	AVG	LG	TD
Travis Fulgham	6	75	12.5	19	1
Zach Ertz	4	33	8.3	11	0
Richard Rodgers	3	31	10.3	16	0
Greg Ward	2	19	9.5	13	0
Boston Scott	2	5	2.5	4	0
John Hightower	1	50	50.0	50	0
Jalen Hurts	1	3	3.0	3	0
Jason Croom	1	3	3.0	3t	1
Miles Sanders	1	-6	-6.0	-6	0
<b>TOTAL</b>	<b>21</b>	<b>213</b>	<b>10.1</b>	<b>50</b>	<b>2</b>

TOP DEFENSE	TOT	SOLO	AST	SCK	YDS	INT
Alex Singleton	9	4	5	0.0	0.0	0
Nathan Gerry	8	6	2	0.0	0.0	0
Brandon Graham	6	5	1	2.0	2.0	0

FIELD GOALS	FGM/FGA	PERCENT	RESULTS
	No Field Goals		

## GAME HIGHLIGHTS

- **P Sam Koch**, who was a Ravens' sixth-round draft pick in 2006, set the record for the most regular season games (230) played in Ravens history.
- **DE Calais Campbell's** 3 sacks (his 17th-career multi-sack performance) tie him for the second-most games with three-plus sacks since 2014. Campbell also tied a career high with 4 TFL.
- **QB Lamar Jackson** (108 rushing yards) collected his seventh-career 100-yard rushing game. The Ravens have rushed for 100 or more yards in 29-consecutive games.
- For the third time in team history, Baltimore has started a season 5-1, matching the 2000 and 2012 seasons.
- The Ravens have forced a turnover in 19-consecutive games, marking the NFL's longest active streak. The 19-straight games stand as the second-longest stretch in franchise history (28 from 1999-2001).

## TEAM STATISTICS

	RAVENS	EAGLES
First Downs	17	19
3rd Down Eff. (Made/Att/Pct)	6/16/38%	3/12/25%
4th Down Eff. (Made/Att/Pct)	0/0/0%	1/3/33%
Total Net Yards	355	364
Total Plays	67	64
Yards Per Play	5.3	5.7
Rushes/Net Yards	37/182	18/194
Net Passing	173	170
Pass Attempts/Completions	27/16	40/21
Had Intercepted	0	0
Sacked/Yards Lost	3/13	6/43
Punts/Average	7/46.4	6/49.2
Penalties/Yards	12/132	3/20
Fumbles/Lost	2/0	4/1
Possession Time	36:30	23:30



# GAME 7: STEELERS 28, RAVENS 24

Pittsburgh (7-0) • Baltimore (5-2)

Sunday, November 1, 2020 • 1:00 PM EST • M&T Bank Stadium • Baltimore

Cloudy, Light Rain Temp: 52° F, Humidity: 97%, Wind: SSW 7 mph • Attendance: 4,345 • Time: 3:19



Pittsburgh Steelers	7	0	14	7	—	28
Baltimore Ravens	7	10	0	7	—	24

## SCORING DRIVES

TEAM	QTR	TIME	SCORING PLAY	PIT	BAL
Steelers	1	14:06	R.Spillane 33 yd. interception return (C.Boswell kick)	7	0
Ravens	1	08:44	M.Boykin 6 yd. pass from L.Jackson (J.Tucker kick) (9-75, 5:22)	7	7
Ravens	2	07:24	G.Edwards 1 yd. run (J.Tucker kick) (9-80, 5:18)	7	14
Ravens	2	00:00	J.Tucker 51 yd. Field Goal (15-59, 3:44)	7	17
Steelers	3	13:21	E.Ebron 18 yd. pass from B.Roethlisberger (C.Boswell kick) (2-21, 0:43)	13	17
Steelers	3	05:38	J.Conner 1 yd. run (C.Boswell kick) (10-77, 6:10)	21	17
Ravens	4	11:56	M.Brown 3 yd. pass from L.Jackson (J.Tucker kick) (8-53, 3:58)	21	24
Steelers	4	07:29	C.Claypool 8 yd. pass from B.Roethlisberger (C.Boswell kick) (8-80, 4:27)	28	24

### PITTSBURGH STEELERS

OFFENSE		DEFENSE	
WR 18	D. Johnson	DE 94	T. Alualu
WR 19	J. Smith-Schuster	DE 91	S. Tuitt
G 66	D. DeCastro	DT 97	C. Heyward
C 53	M. Pouncey	LB 48	B. Dupree
OT 71	M. Feiler	LB 41	R. Spillane
OT 78	A. Villanueva	LB 90	T. Watt
TE 85	E. Ebron	LB 98	V. Williams
TE 89	V. McDonald	CB 23	J. Haden
QB 7	B. Roethlisberger	CB 22	S. Nelson
RB 30	J. Conner	S 34	T. Edmunds
—	—	S 39	M. Fitzpatrick

### BALTIMORE RAVENS (HEAD COACH: JOHN HARBAUGH)

OFFENSE		DEFENSE	
WR 80	M. Boykin	DT 93	C. Campbell
LT 79	R. Stanley	NT 98	B. Williams
LG 77	B. Bozeman	RUSH 90	P. McPhee
C 68	M. Skura	MLB 48	P. Queen
RG 74	T. Phillips	MLB 49	C. Board
RT 78	O. Brown Jr.	WLB 58	L. Fort
TE 86	N. Boyle	SAM 99	M. Judon
QB 8	L. Jackson	LCB 24	M. Peters
FB 42	P. Ricard	SS 36	C. Clark
RB 35	G. Edwards	FS 32	D. Elliott
WR 15	M. Brown	RCB 44	M. Humphrey

OFFICIALS: Line Judge: Daniel Gallagher, Replay Official: Mike Wimmer, Down Judge: Danny Short (113), Side Judge: Boris Cheek (41), Field Judge: Rick Patterson (15), Umpire: Bruce Stritesky (102), Referee: Brad Allen (122), Back Judge: Jimmy Russell (82)

## PITTSBURGH STEELERS

PASSING	ATT	CP	YDS	SK/YD	TD	LG	INT	RTG
Ben Roethlisberger	32	21	182	2/9	2	24	0	101.3
<b>TOTAL</b>	<b>32</b>	<b>21</b>	<b>182</b>	<b>2/9</b>	<b>2</b>	<b>24</b>	<b>0</b>	<b>101.3</b>

RUSHING	ATT	YDS	AVG	LG	TD
James Conner	15	47	3.1	18	1
Anthony McFarland	1	1	1.0	1	0
<b>TOTAL</b>	<b>16</b>	<b>48</b>	<b>3.0</b>	<b>18</b>	<b>1</b>

RECEIVING	NO	YDS	AVG	LG	TD
JuJu Smith-Schuster	7	67	9.6	24	0
Chase Claypool	5	42	8.4	10	1
Eric Ebron	4	48	12.0	18t	1
James Conner	3	13	4.3	13	0
Diontae Johnson	1	6	6.0	6	0
Ray-Ray McCloud	1	6	6.0	6	0
<b>TOTAL</b>	<b>21</b>	<b>182</b>	<b>8.7</b>	<b>24</b>	<b>2</b>

TOP DEFENSE	TOT	SOLO	AST	SCK	YDS	INT
Robert Spillane	11	10	1	0.0	0.0	1
Stephon Tuitt	9	8	1	2.0	15.0	0
Joe Haden	7	6	1	0.0	0.0	0

FIELD GOALS	FGM/FGA	PERCENT	RESULTS
	No Field Goals		

## GAME HIGHLIGHTS

- The Ravens have forced a turnover in 20-consecutive games, marking the NFL's longest active streak. Baltimore's current 20-game streak of forcing a turnover is the second longest in franchise history (28 from 1999-2001).
- The Ravens have now scored at least 20 points in 30-consecutive games, tying Denver (2011-14) for the longest such streak in NFL history. Baltimore's 20-point streak dates back to Week 11 of 2018, when **QB Lamar Jackson** started his first NFL game.
- The Ravens have now rushed for at least 100 yards in 30-consecutive games, tying the Carolina Panthers (2014-16) for the third-longest streak in NFL history.
- Baltimore racked up 265 rushing yards, tying its ninth-best output in franchise history. It marked the Ravens' first-ever loss when rushing for at least 207 yards in a game, and the team is now 35-1 in such games.
- For the first time in Ravens history, three different Ravens tallied 50-plus rushing yards in the *first* half of a game (Dobbins – 69; Edwards – 56; Jackson – 54). Baltimore racked up 179 rushing yards on 28 carries in the first half.

## BALTIMORE RAVENS

PASSING	ATT	CP	YDS	SK/YD	TD	LG	INT	RTG
Lamar Jackson	28	13	208	4/16	2	39	2	65.8
<b>TOTAL</b>	<b>28</b>	<b>13</b>	<b>208</b>	<b>4/16</b>	<b>2</b>	<b>39</b>	<b>2</b>	<b>65.8</b>

RUSHING	ATT	YDS	AVG	LG	TD
J.K. Dobbins	15	113	7.5	28	0
Gus Edwards	16	87	5.4	25	1
Lamar Jackson	16	65	4.1	14	0
<b>TOTAL</b>	<b>47</b>	<b>265</b>	<b>5.6</b>	<b>28</b>	<b>1</b>

RECEIVING	NO	YDS	AVG	LG	TD
Willie Snead IV	5	106	21.2	34	0
Mark Andrews	3	32	10.7	18	0
Miles Boykin	2	20	10.0	14	1
Devin Duvernay	1	39	39.0	39	0
J.K. Dobbins	1	8	8.0	8	0
Marquise Brown	1	3	3.0	3t	1
<b>TOTAL</b>	<b>13</b>	<b>208</b>	<b>16.0</b>	<b>39</b>	<b>2</b>

TOP DEFENSE	TOT	SOLO	AST	SCK	YDS	INT
DeShon Elliott	7	4	3	0.5	1.0	0
Marcus Peters	5	3	2	0.0	0.0	0
Marlon Humphrey	4	2	2	0.0	0.0	0

FIELD GOALS	FGM/FGA	PERCENT	RESULTS
Justin Tucker	1-1	100.0	(51)
<b>TOTAL</b>	<b>1-1</b>	<b>100.0</b>	

## TEAM STATISTICS

	STEELERS	RAVENS
First Downs	19	25
3rd Down Eff. (Made/Att/Pct)	3/9/33%	8/15/53%
4th Down Eff. (Made/Att/Pct)	0/0/0%	1/2/50%
Total Net Yards	221	457
Total Plays	50	79
Yards Per Play	4.4	5.8
Rushes/Net Yards	16/48	47/265
Net Passing	173	192
Pass Attempts/Completions	32/21	28/13
Had Intercepted	0	2
Sacked/Yards Lost	2/9	4/16
Punts/Average	6/42.2	3/39.7
Penalties/Yards	3/30	9/110
Fumbles/Lost	3/1	4/2
Possession Time	24:38	35:22



# GAME 8: RAVENS 24, COLTS 10

Baltimore (6-2) • Indianapolis (5-3)

Sunday, November 8, 2020 • 1:00 PM EST • Lucas Oil Stadium • Indianapolis  
Sunny Temp: 76° F, Humidity: 50%, Wind: South 4 mph • Attendance: 12,200 • Time: 3:03



Baltimore Ravens	7	0	7	10	—	24
Indianapolis Colts	7	3	0	0	—	10

## SCORING DRIVES

TEAM	QTR	TIME	SCORING PLAY	BAL	IND
Colts	1	05:33	J.Taylor 1 yd. run (R.Blankenship kick) (8-65, 4:41)	0	7
Ravens	1	01:11	C.Clark 65 yd. fumble return (J.Tucker kick)	7	7
Colts	2	00:45	R.Blankenship 43 yd. Field Goal (11-68, 4:38)	7	10
Ravens	3	05:43	G.Edwards 1 yd. run (J.Tucker kick) (10-54, 5:15)	14	10
Ravens	4	11:08	L.Jackson 9 yd. run (J.Tucker kick) (14-75, 8:23)	21	10
Ravens	4	02:08	J.Tucker 48 yd. Field Goal (4-6, 2:12)	24	10

### INDIANAPOLIS COLTS (HEAD COACH: FRANK REICH)

OFFENSE		DEFENSE	
LT	74 A. Castonzo	DE	50 J. Houston
LG	56 Q. Nelson	DT	99 D. Buckner
C	78 R. Kelly	NT	90 G. Stewart
RG	64 M. Glowinski	DE	96 D. Aunry
RT	72 B. Smith	WLB	53 D. Leonard
TE	84 J. Doyle	MLB	54 A. Walker
WR	11 M. Pittman Jr.	FS	32 J. Blackmon
WR	83 M. Johnson	SS	37 K. Willis
WR	14 Z. Pascal	CB	23 K. Moore II
QB	17 P. Rivers	CB	27 X. Rhodes
RB	28 J. Taylor	CB	26 R. Ya-Sin

### BALTIMORE RAVENS (HEAD COACH: JOHN HARBAUGH)

OFFENSE		DEFENSE	
WR	83 W. Snead IV	DT	93 C. Campbell
WR	80 M. Boykin	NT	98 B. Williams
LT	78 O. Brown Jr.	RUSH	91 Y. Ngakoue
LG	77 B. Bozeman	MLB	48 P. Queen
C	68 M. Skura	WLB	40 M. Harrison
RG	65 P. Mekari	SAM	99 M. Judon
RT	70 D. Fluker	LCB	24 M. Peters
TE	86 N. Boyle	SS	36 C. Clark
QB	8 L. Jackson	FS	32 D. Elliott
RB	35 G. Edwards	RCB	22 J. Smith
WR	15 M. Brown	DB	38 T. Bonds

OFFICIALS: Referee: Adrian Hill (29), Umpire: Paul King (121), Down Judge: Ed Camp (134), Line Judge: Kevin Codey (16), Field Judge: Dominique Pender (114), Side Judge: Keith Washington (7), Back Judge: Greg Steed (12), Replay Official: Saleem Choudhry, Replay Assistant: Chad Adams

## BALTIMORE RAVENS

PASSING	ATT	CP	YDS	SK/YD	TD	LG	INT	RTG
Lamar Jackson	23	19	170	2/14	0	21	0	97.5
<b>TOTAL</b>	<b>23</b>	<b>19</b>	<b>170</b>	<b>2/14</b>	<b>0</b>	<b>21</b>	<b>0</b>	<b>97.5</b>

RUSHING	ATT	YDS	AVG	LG	TD
Lamar Jackson	13	58	4.5	9t	1
J.K. Dobbins	12	30	2.5	8	0
Gus Edwards	11	23	2.1	5	1
Matt Skura	1	0	0.0	0	0
Devin Duvernay	1	-1	-1.0	-1	0
<b>TOTAL</b>	<b>38</b>	<b>110</b>	<b>2.9</b>	<b>9T</b>	<b>2</b>

RECEIVING	NO	YDS	AVG	LG	TD
Nick Boyle	4	46	11.5	21	0
Willie Snead IV	4	37	9.3	14	0
Marquise Brown	3	38	12.7	20	0
Mark Andrews	3	22	7.3	13	0
Gus Edwards	2	11	5.5	7	0
J.K. Dobbins	2	5	2.5	6	0
Miles Boykin	1	11	11.0	11	0
<b>TOTAL</b>	<b>19</b>	<b>170</b>	<b>8.9</b>	<b>21</b>	<b>0</b>

TOP DEFENSE	TOT	SOLO	AST	SCK	YDS	INT
Matthew Judon	7	5	2	0.0	0.0	0
Jimmy Smith	6	4	2	0.0	0.0	0
Malik Harrison	6	3	3	0.0	0.0	0

FIELD GOALS	FGM/FGA	PERCENT	RESULTS
Justin Tucker	1-1	100.0	(48)
<b>TOTAL</b>	<b>1-1</b>	<b>100.0</b>	

## INDIANAPOLIS COLTS

PASSING	ATT	CP	YDS	SK/YD	TD	LG	INT	RTG
Philip Rivers	43	25	227	0/0	0	21	1	62.8
Jacoby Brissett	1	0	0	0/0	0	0	0	39.6
<b>TOTAL</b>	<b>44</b>	<b>25</b>	<b>227</b>	<b>0/0</b>	<b>0</b>	<b>21</b>	<b>1</b>	<b>61.5</b>

RUSHING	ATT	YDS	AVG	LG	TD
Jordan Wilkins	11	39	3.5	11	0
DeMichael Harris	2	28	14.0	16	0
Jonathan Taylor	6	27	4.5	11	1
Nyheim Hines	2	18	9.0	14	0
<b>TOTAL</b>	<b>21</b>	<b>112</b>	<b>5.3</b>	<b>16</b>	<b>1</b>

RECEIVING	NO	YDS	AVG	LG	TD
Zach Pascal	5	55	11.0	20	0
Michael Pittman Jr.	4	56	14.0	18	0
DeMichael Harris	4	27	6.8	13	0
Mo Alie-Cox	3	43	14.3	21	0
Nyheim Hines	2	20	10.0	17	0
Marcus Johnson	2	14	7.0	10	0
Jonathan Taylor	2	7	3.5	5	0
Jordan Wilkins	2	-1	-0.5	1	0
Trey Burton	1	6	6.0	6	0
<b>TOTAL</b>	<b>25</b>	<b>227</b>	<b>9.1</b>	<b>21</b>	<b>0</b>

TOP DEFENSE	TOT	SOLO	AST	SCK	YDS	INT
Darius Leonard	15	13	2	0.0	0.0	0
Bobby Okereke	9	7	2	0.0	0.0	0
Khari Willis	9	8	1	0.0	0.0	0

FIELD GOALS	FGM/FGA	PERCENT	RESULTS
Rodrigo Blankenship	1-1	100.0	(43)
<b>TOTAL</b>	<b>1-1</b>	<b>100.0</b>	

## GAME HIGHLIGHTS

- With his third INT this season, **CB Marcus Peters'** 38 takeaways are the most through an NFL player's first 85 career games. Peters also forced a fumble that led to a **S Chuck Clark** FR-TD
- The Ravens have scored at least 20 points in 31-straight games, setting a record for the longest streak in NFL history. The 20-point streak dates back to Week 11 of 2018, when **QB Lamar Jackson** started his first NFL game.
- The Ravens have rushed for at least 100 yards in 31-consecutive games, the third-longest streak in NFL history.
- Dating back to Week 5 of 2019, Baltimore has won 10-straight road victories, the NFL's longest active streak.
- The Ravens have forced a turnover in 21-consecutive games, marking the NFL's longest active streak.
- With the win, Jackson tied Hall of Famer Dan Marino for the most victories (25) by a QB in his first 30 regular season starts.

## TEAM STATISTICS

	RAVENS	COLTS
First Downs	19	20
3rd Down Eff. (Made/Att/Pct)	5/13/38%	2/12/17%
4th Down Eff. (Made/Att/Pct)	1/1/100%	2/4/50%
Total Net Yards	266	339
Total Plays	63	65
Yards Per Play	4.2	5.2
Rushes/Net Yards	38/110	21/112
Net Passing	156	227
Pass Attempts/Completions	23/19	44/25
Had Intercepted	0	1
Sacked/Yards Lost	2/14	0/0
Punts/Average	6/44.7	4/51.0
Penalties/Yards	5/55	4/30
Fumbles/Lost	3/1	2/1
Possession Time	33:26	26:34





# GAME 9: RAVENS 17, PATRIOTS 23

Baltimore (6-3) • New England (4-5)

Sunday, November 15, 2020 • 8:20 PM EST • Gillette Stadium • New England

Rain Temp: 52° F, Humidity: 81%, Wind: SE 13 mph • Attendance: 0 • Time: 2:53



<b>Baltimore Ravens</b> .....	<b>0</b>	<b>10</b>	<b>7</b>	<b>0</b>	<b>—</b>	<b>17</b>
<b>New England Patriots</b> .....	<b>0</b>	<b>13</b>	<b>10</b>	<b>0</b>	<b>—</b>	<b>23</b>

## SCORING DRIVES

TEAM	QTR	TIME	SCORING PLAY	BAL	NE
Ravens	2	14:54	W.Snead 6 yd. pass from L.Jackson (J.Tucker kick) (13-94, 8:04)	7	0
Patriots	2	11:46	R.Burkhead 7 yd. pass from C.Newton (N.Folk kick) (7-75, 3:08)	7	7
Ravens	2	05:32	J.Tucker 24 yd. Field Goal (11-69, 6:14)	10	7
Patriots	2	01:02	R.Burkhead 24 yd. pass from J.Meyers (kick failed, wl) (10-75, 4:30)	10	13
Patriots	3	13:17	C.Newton 4 yd. run (N.Folk kick) (4-75, 1:43)	10	20
Patriots	3	06:24	N.Folk 20 yd. Field Goal (7-35, 3:16)	10	23
Ravens	3	00:08	W.Snead 18 yd. pass from L.Jackson (J.Tucker kick) (11-75, 6:16)	17	23

## NEW ENGLAND PATRIOTS

OFFENSE		DEFENSE	
WR	10 D. Byrd	DE	93 L. Guy
WR	16 J. Meyers	DE	99 B. Cowart
LT	76 I. Wynn	NT	98 C. Davis
LG	62 J. Thuney	OLB	50 C. Winovich
C	60 D. Andrews	OLB	55 J. Simon
RG	69 S. Mason	LB	59 T. Hall
RT	71 M. Onwenu	RCB	27 J. Jackson
TE	85 R. Izzo	LCB	30 J. McCourty
QB	1 C. Newton	S	35 K. Dugger
RB	37 D. Harris	S	21 A. Phillips
FB	47 J. Johnson	S	32 D. McCourty

## BALTIMORE RAVENS (HEAD COACH: JOHN HARBAUGH)

OFFENSE		DEFENSE	
WR	80 M. Boykin	DT	92 J. Madubuike
LT	78 O. Brown Jr.	NT	98 B. Williams
LG	77 B. Bozeman	DE	95 D. Wolfe
C	68 M. Skura	RUSH	91 Y. Ngakoue
RG	65 P. Mekari	MLB	48 P. Queen
RT	70 D. Fluker	WLB	40 M. Harrison
TE	86 N. Boyle	SAM	99 M. Judon
TE	89 M. Andrews	LCB	24 M. Peters
QB	8 L. Jackson	SS	36 C. Clark
RB	21 M. Ingram II	FS	32 D. Elliott
WR	15 M. Brown	RCB	44 M. Humphrey

OFFICIALS: Referee: Shawn Hochuli (83), Umpire: Ramon George (128), Down Judge: Sarah Thomas (53), Line Judge: Carl Johnson (101), Field Judge: Tom Hill (97), Side Judge: Chad Hill (125), Replay Official: Brian Matoren, Back Judge: Rich Martinez (39)

## BALTIMORE RAVENS

PASSING	ATT	CP	YDS	SK/YD	TD	LG	INT	RTG
Lamar Jackson	34	24	249	2/7	2	31	1	98.8
<b>TOTAL</b>	<b>34</b>	<b>24</b>	<b>249</b>	<b>2/7</b>	<b>2</b>	<b>31</b>	<b>1</b>	<b>98.8</b>

RUSHING	ATT	YDS	AVG	LG	TD
Lamar Jackson	11	55	5.0	11	0
Gus Edwards	7	42	6.0	11	0
J.K. Dobbins	5	13	2.6	4	0
Mark Ingram II	5	5	1.0	5	0
<b>TOTAL</b>	<b>28</b>	<b>115</b>	<b>4.1</b>	<b>11</b>	<b>0</b>

RECEIVING	NO	YDS	AVG	LG	TD
Mark Andrews	7	61	8.7	13	0
Willie Snead IV	5	64	12.8	21	2
Devin Duvernay	3	45	15.0	19	0
Mark Ingram II	2	24	12.0	17	0
Marquise Brown	2	14	7.0	8	0
Gus Edwards	1	31	31.0	31	0
Nick Boyle	1	4	4.0	4	0
Justice Hill	1	3	3.0	3	0
Patrick Ricard	1	2	2.0	2	0
J.K. Dobbins	1	1	1.0	1	0
<b>TOTAL</b>	<b>24</b>	<b>249</b>	<b>10.4</b>	<b>31</b>	<b>2</b>

TOP DEFENSE	TOT	SOLO	AST	SCK	YDS	INT
Patrick Queen	9	5	4	0.0	0.0	0
Chuck Clark	7	4	3	0.0	0.0	0
Derek Wolfe	7	3	4	0.0	0.0	0

FIELD GOALS	FGM/FGA	PERCENT	RESULTS
Justin Tucker	1-1	100.0	(24)
<b>TOTAL</b>	<b>1-1</b>	<b>100.0</b>	

## GAME HIGHLIGHTS

- **WR Willie Snead IV** caught two touchdown passes from **QB Lamar Jackson**, good for Snead's fourth-career multi-TD game and second as a Raven.
- Jackson joined Cam Newton as the only QBs to rush for at least 500 yards in each of their first three professional seasons.
- With 115 rushing yards, the Ravens have rushed for at least 100 yards in 32-consecutive games, the third-longest streak in NFL history.
- Baltimore snapped its streak (31-straight games) of scoring at least 20 points. The 31-straight games set a record for the longest streak in NFL history.
- The Ravens also snapped two other streaks: the team's 10-straight road victories streak ended, while the Ravens did not force a turnover for the first time in 21-consecutive games.

## NEW ENGLAND PATRIOTS

PASSING	ATT	CP	YDS	SK/YD	TD	LG	INT	RTG
Cam Newton	17	13	118	1/7	1	26	0	114.3
Jakobi Meyers	1	1	24	0/0	1	24	0	158.3
<b>TOTAL</b>	<b>18</b>	<b>14</b>	<b>142</b>	<b>1/7</b>	<b>2</b>	<b>26</b>	<b>0</b>	<b>136.6</b>

RUSHING	ATT	YDS	AVG	LG	TD
Damien Harris	22	121	5.5	25	0
Rex Burkhead	6	31	5.2	9	0
Cam Newton	11	21	1.9	8	1
<b>TOTAL</b>	<b>39</b>	<b>173</b>	<b>4.4</b>	<b>25</b>	<b>1</b>

RECEIVING	NO	YDS	AVG	LG	TD
Jakobi Meyers	5	59	11.8	26	0
Rex Burkhead	4	35	8.8	24t	2
Jakob Johnson	2	20	10.0	12	0
James White	2	8	4.0	4	0
Ryan Izzo	1	20	20.0	20	0
<b>TOTAL</b>	<b>14</b>	<b>142</b>	<b>10.1</b>	<b>26</b>	<b>2</b>

TOP DEFENSE	TOT	SOLO	AST	SCK	YDS	INT
Kyle Dugger	12	7	5	0.0	0.0	0
Terez Hall	10	8	2	0.0	0.0	0
Chase Winovich	7	6	1	0.0	0.0	0

FIELD GOALS	FGM/FGA	PERCENT	RESULTS
Nick Folk	1-1	100.0	(20)
<b>TOTAL</b>	<b>1-1</b>	<b>100.0</b>	

## TEAM STATISTICS

	RAVENS	PATRIOTS
First Downs	19	25
3rd Down Eff. (Made/Att/Pct)	6/13/46%	5/11/45%
4th Down Eff. (Made/Att/Pct)	1/3/33%	1/1/100%
Total Net Yards	357	308
Total Plays	64	58
Yards Per Play	5.6	5.3
Rushes/Net Yards	28/115	39/173
Net Passing	242	135
Pass Attempts/Completions	34/24	18/14
Had Intercepted	1	0
Sacked/Yards Lost	2/7	1/7
Punts/Average	3/50.3	4/43.3
Penalties/Yards	8/64	3/18
Fumbles/Lost	3/0	0/0
Possession Time	32:34	27:26