



BALTIMORE RAVENS GAME RELEASE

UNDER ARMOUR PERFORMANCE CENTER | 1 WINNING DRIVE | OWINGS MILLS, MD

PH: 410-701-4000 | BALTIMORERAVENS.COM | TWITTER: @RAVENS

WORLD CHAMPIONS: SUPER BOWL XXXV (2000) & SUPER BOWL XLVII (2012)



BALTIMORE RAVENS AT WASHINGTON FOOTBALL TEAM



[2-1]

NFL WEEK 4 – OCT. 4, 2020

[1-2]

1:00 P.M. ET – FedExField (82,000)

QUICK HITS

- In the seventh-ever “Battle of the Beltway,” the Baltimore Ravens (2-1) travel to face the Washington Football Team (1-2) at FedExField on Sunday. The Ravens are coming off a 34-20 home loss to Kansas City on Monday Night Football, while Washington looks to rebound from a 34-20 defeat at Cleveland.
- The Baltimore-Washington regular season series is tied, 3-3, with head coach **John Harbaugh** producing a 1-2 mark against the Ravens’ neighbors to the south. Washington has won the past two meetings, including a 16-10 decision in 2016 and a 31-28 OT battle in 2012 (the last time the Ravens played at Washington).
- On Monday (Sept. 28), Kansas City snapped Baltimore’s 14-game regular season winning streak. Prior to facing the Chiefs, the Ravens had not lost in the regular season since Week 4 of 2019.
- The Chiefs’ offense was spectacular against the Ravens, with QB Patrick Mahomes going 31-of-42 for 385 yards, 4 TDs and 0 INTs. **QB Lamar Jackson** finished 15-of-28 for 97 yards and 1 TD (5 yards to **TE Nick Boyle**), adding 83 rushing yards on 9 carries. Baltimore rushed for 158 yards on 21 attempts to post a 7.5 yards-per-carry average, which is the third-highest single-game clip in franchise history. KC outgained the Ravens in total yards (517-228), with third down being the game’s biggest difference-maker: Chiefs converted 10-of-13 attempts, while Baltimore was 3-for-9. Baltimore’s special teams unit was tremendous, with **K Justin Tucker** hitting both FGAs (26 & 42 yards) and rookie **WR Devin Duvernay** registering a 93-yard KOR-TD.

WEEKLY SCHEDULE

- Wed. Sept. 30:** Time TBD Zoom Pressers: Coach Harbaugh & Players
4 p.m. Practice / Media Viewing
- Thur. Oct. 1:** 11:15 a.m. Zoom Pressers: Three Coordinators & Player
1:10 p.m. Practice / Media Viewing
- Fri. Oct. 2:** 11:05 a.m. Practice / Media Viewing
12:50 p.m. Zoom Pressers: Coach Harbaugh & Player

WEDNESDAY CONFERENCE CALLS

John Harbaugh at TBD & Ron Rivera at 1:45 p.m.

CALLING THE ACTION

- Television: CBS / WJZ Ch. 13 (Baltimore)**
- Andrew Catalon (PBP) - James Lofton (analyst) - AJ Ross (reporter)
- Steve McKee (prod.) - Andy Goldberg (dir.)
- Local Radio: WBAL (1090 AM/101.5 FM) & 98 Rock (97.9 FM)**
- Gerry Sandusky (PBP) - Dennis Pitta (analyst)
- Spanish Radio: WDCN La Nueva 87.7 FM (Washington, D.C.)**
- Gustavo Salazar (PBP) - David Andrade (analyst)

COACH HARBAUGH SAYS

JOHN HARBAUGH ON THE RAVENS’ MENTALITY AFTER THE WEEK 3 DEFEAT:

“It’ll be a learning experience for everybody, all of us. Start with me; it’s a learning experience for me. I have to get better, and it will be that way for everybody in our program. That’s what we’ll do with it. We better do that with it, because we’re going to be playing Washington on Sunday, and we have to play a lot better than we did against Kansas City.”

INJURY UPDATE

Top slot **CB Tavon Young** (knee) was injured Week 2 at Houston and has been placed on Injured Reserve. Rookie **DT Justin Madubuike** (knee) and **WR Chris Moore** (broken finger) were inactive Weeks 1-3.

NOTE THE QUOTE

CB JIMMY SMITH ON LEARNING AND GETTING BETTER:

“We don’t have a team of quitters. Everybody fully thought we could win the [Kansas City] game, all the way down to the last possession they had. But this is going to be a learning lesson for everybody who’s young on this team – to face a team like that, a champion on our home field, and they came out and played way better than us. So, they can all take that as a lesson. Obviously, me too; we’re going to take this as a lesson. Like I said, it’s just one game; it’s not the Super Bowl. We understand that we get to go back and fix what we messed up on.”

WHAT’S GOING ON?

- ✗ The Ravens have won seven-straight away games, dating back to Week 5 of the 2019 season.
- ✗ Baltimore has scored 34.0 ppg and allowed 15.1 ppg in these victories, with both marks ranking as the NFL’s best among road teams since Week 5 of last season.
- ✗ The Ravens have produced 5 defensive TDs in their last seven road games (all wins), including a FR-TD by LB L.J. Fort in this season’s Week 2 matchup at Houston.
- ✗ QB Lamar Jackson has thrown 16 TDs and just 4 INTs in these last seven road wins, producing a 113.3 passer rating.

ACTIVE NFL ROAD WINNING STREAKS

Rk.	Team	Consec. Road Wins
1.	Baltimore	7
2.	Green Bay	5
	Kansas City	5
	Tennessee	5



HARBAUGH

RAVENS INFORMATION

2020 SCHEDULE / RESULTS

Date	Opponent	Time / Result
Sun. Sept. 13	Cleveland Browns	W, 38-6
Sun. Sept. 20	at Houston Texans	W, 33-16
Mon. Sept. 28	Kansas City Chiefs	L, 20-34
Sun. Oct. 4	at Washington Football Team	1 p.m.
Sun. Oct. 11*	Cincinnati Bengals	1 p.m.
Sun. Oct. 18*	at Philadelphia Eagles	1 p.m.
Sun. Oct. 25*	Pittsburgh Steelers	1 p.m.
Sun. Nov. 1	Bye Week	
Sun. Nov. 8*	at Indianapolis Colts	1 p.m.
Sun. Nov. 15*	at New England Patriots	8:20 p.m. (NBC)
Sun. Nov. 22*	Tennessee Titans	1 p.m.
Thurs. Nov. 26	at Pittsburgh Steelers	8:20 p.m. (NBC)
Thurs. Dec. 3	Dallas Cowboys	8:20 p.m. (FOX/NFLN)
Mon. Dec. 14	at Cleveland Browns	8:15 p.m. (ESPN)
Sun. Dec. 20*	Jacksonville Jaguars	1 p.m.
Sun. Dec. 27*	New York Giants	1 p.m.
Sun. Jan. 3*	at Cincinnati Bengals	1 p.m.

* Flexible Scheduling Games All Times Eastern

NUMBERS TO RAVE ABOUT

12 – An NFL-high (tied, KC & Min.) total kick return TDs by the Ravens (6 PR & 6 KOR) since 2011. This figure includes rookie **WR Devin Duvernay's** 93-yard KOR-TD last week vs. KC.

16 – Consecutive games the Ravens' defense has forced at least 1 turnover (dates back to 9/29/19), marking the NFL's longest active streak. The 16-straight games tie (11/20/05 – 11/12/06) for the second-longest streak in franchise history. (The longest is 28 games from 11/21/99 – 10/14/01.)

28 – An NFL-high INTs by **CB Marcus Peters** since entering the league in 2015 (next best is 19 by Stephon Gilmore). Seventeen of these picks have come on the road, which is 7 more than the next best totals (10 by four players).

91.0 – Career FG% for **K Justin Tucker**, who is the most accurate kicker of all time. The next best mark is from KC's Harrison Butker (89.4). Tucker has nailed 272-of-299 FGAs.

147 – Consecutive passes attempted without an INT by **QB Lamar Jackson**. His streak dates back to 12/8/19 at Buffalo.

DEFENSE HAS EYES FOR END ZONE

Since **Don Martindale** was named defensive coordinator in 2018, the Ravens have tallied an NFL-high 10 defensive touchdowns. Amazingly, 7 of these (also an NFL high) have come when playing on the road:

MOST D-TDS / SINCE 2018

Rk.	Team	D-TDs
1.	Baltimore	10
2.	New England	9
3.	LA Rams	8
	New York Jets	8

MOST AWAY D-TDS / SINCE 2018

Rk.	Team	D-TDs
1.	Baltimore	7
2.	Chicago	5
	New England	5
	Tampa Bay	5

NOTE OF THE WEEK

In Week 3 vs. KC, **QB Lamar Jackson** passed Cam Newton for the most rushing yards ever by a quarterback in his first three NFL seasons. Jackson rushed for 83 yards in the game, marking his 11th-career game with at least 80 rushing yards.

MOST QB RUSHING YARDS / FIRST THREE SEASONS (NFL History)

Rk.	Quarterback	Rushing Yards	Games
1.	Lamar Jackson	2,083	34
2.	Cam Newton	2,032	48
3.	Russell Wilson	1,877	48
4.	Robert Griffin III	1,480	37

Dating back to 2019, Jackson's 1,388 rushing yards rank seventh overall in the NFL. Additionally, Jackson's 41 passing TDs stand second only to Russell Wilson (45).

MOST NFL RUSHING YARDS / SINCE 2019

Rk.	Player	Att.	Yards	Avg.	TDs
1.	Derrick Henry	385	1,859	4.83	18
2.	Nick Chubb	349	1,786	5.12	12
3.	Ezekiel Elliott	359	1,576	4.39	15
4.	Christian McCaffrey	328	1,543	4.70	19
5.	Dalvin Cook	298	1,429	4.80	17
6.	Josh Jacobs	310	1,402	4.52	10
7.	Lamar Jackson	208	1,388	6.67	7

200-YARD RUSHING OUTPUTS

Since **Lamar Jackson** became Baltimore's starting QB on 11/18/18, the Ravens have rushed for at least 200 yards in 15 games. This output triples the NFL's next best figure (5, Titans).

MOST 200-YARD RUSHING OUTPUTS (Since Lamar Jackson's First NFL Start on 11/18/18)

Rk.	Team	200-Yard Rush Games
1.	Baltimore Ravens	15
2.	Tennessee Titans	5
3.	Dallas Cowboys	4
	Minnesota Vikings	4
	New England Patriots	4

Quick Hit:

- Since Jackson became Baltimore's starting QB, the Ravens have rushed for 207.8 yards per game. The NFL's next best figure is by Seattle (144.0).

2020 AFC NORTH STANDINGS

Team	W	L	T	Home	Road	Div.	Con.	PF	PA	Strk.
Pittsburgh	3	0	0	2-0	1-0	0-0	2-0	80	58	W3
Baltimore	2	1	0	1-1	1-0	1-0	2-1	91	56	L1
Cleveland	2	1	0	2-0	0-1	1-1	1-1	75	88	W2
Cincinnati	0	2	1	0-1	0-1-1	0-1	0-2	66	74	T1

2020 HONORS

AFC Offensive Player of the Week: Lamar Jackson (Week 1 vs. Cle.)

BALTIMORE / WASHINGTON INFORMATION

2020 NFL RANKINGS

OFFENSE

Category	--Ravens--		--WFT--	
	Stats	Rank	Stats	Rank
Total Offense	338.7	23	288.0	30
Rush Offense	166.3	5	100.0	25
Pass Offense	172.3	32	188.0	29
Points Per Game	30.3	4t	20.7	26
3rd-Down Off. %	41.2	19	34.1	30
4th-Down Off. %	66.7	12t	75.0	11
Red Zone Off. (TD%)	53.8	24	70.0	10t

DEFENSE

Category	--Ravens--		--WFT--	
	Stats	Rank	Stats	Rank
Total Defense	375.7	19	334.3	6
Rush Defense	107.0	10	125.0	22
Pass Defense	268.7	26	209.3	5
Points Per Game	18.7	3	27.0	18t
3rd-Down Def. %	47.1	23	37.8	8
4th-Down Def. %	0.0	1t	60.0	20
Red Zone Def. (TD%)	83.3	30t	58.3	10t

TEAM

Category	--Ravens--		--WFT--	
	Stats	Rank	Stats	Rank
Turnover Ratio	+4	2t	-3	24t
Penalties	16	11t	17	14t
Penalty Yards	132	11	137	15

SERIES HISTORY

- **Regular Season Series:** Tied, 3-3.
- **At Washington:** Ravens are 2-2.

BALTIMORE-WASHINGTON SERIES RESULTS

Date	Winner	Score/Location	Attendance
10/26/97	Ravens	20-17 @ Was.	75,067
10/15/00	Redskins	10-3 @ Was.	83,252
10/10/04	Ravens	17-10 @ Was.	90,287
12/07/08	Ravens	24-10 Bal.	71,438
12/09/12	Redskins	31-28 @ Was. (OT)	81,178
10/09/16	Redskins	16-10 Bal.	71,318

RAVENS VS. THE NFC

Under head coach John Harbaugh (since 2008), the Ravens have produced a 30-19 record against teams from the NFC. This mark ranks as the third-best record among AFC clubs vs. the NFC during this time period.

AFC'S BEST RECORDS VS. THE NFC (John Harbaugh Era / Since 2008)

Rk.	Team	Record	Pct.
1.	New England Patriots	37-12	.755
2.	Pittsburgh Steelers	32-17	.653
3.	Baltimore Ravens	29-19	.604

2020 LEADERS

PASSING YARDS (TDs/INTs)

Lamar Jackson576 (5/0)	Dwayne Haskins Jr. . .625 (4/3)
Robert Griffin III9 (0/0)	N/A (N/A)

RUSHING YARDS (AVG.)

Lamar Jackson182 (5.7)	Antonio Gibson140 (4.5)
Gus Edwards129 (7.2)	J.D. McKissic66 (4.1)

RECEIVING YARDS (CATCHES)

Marquise Brown156 (12)	Terry McLaurin269 (16)
Mark Andrews109 (9)	Steven Sims Jr.103 (6)
Willie Snead IV97 (8)	Logan Thomas94 (12)

POINTS

Justin Tucker31	Dustin Hopkins14
Mark Andrews12	Barber/Gibson/Inman12
J.K. Dobbins12	McLaurin/Thomas6

INTERCEPTIONS (YARDS)

Marcus Peters1 (9)	Jimmy Moreland1 (32)
Marlon Humphrey1 (8)	Landon Collins1 (1)
	Fabian Moreau1 (0)

SACKS (YARDS)

Tyus Bowser2 (-23)	Chase Young2.5 (-5.5)
Campbell/Elliott/Queen1 (N/A)	Bostic/Kerrigan/Sweat2 (N/A)

TACKLES

Chuck Clark22	Jon Bostic24
Patrick Queen21	Kevin Pierre-Louis24

GROSS PUNTING (NET)

Sam Koch45.8 (43.5)	Tress Way47.5 (44.4)
-------------------------------	--------------------------------

FIELD GOALS (PCT.)

Justin Tucker7/7 (100.0)	Dustin Hopkins3/4 (75.0)
------------------------------------	------------------------------------

PUNT RETURN YARDS (AVG.)

James Proche II50 (12.5)	Steven Sims Jr.56 (5.6)
------------------------------------	---------------------------------

KICKOFF RETURN YARDS (AVG.)

Devin Duvernay238 (34.0)	Steven Sims Jr.42 (14.0)
------------------------------------	----------------------------------

2020 TALE OF THE TAPE

Category	Ravens	WFT
Record	2-1	1-2
Current Streak	Lost 1	Lost 2
Points Scored	91	62
TDs Scored	10	8
Rushing TDs Scored	3	4
Passing TDs Scored	5	4
TDs on Returns	2	0
Points Against	56	81
TDs Allowed	7	9
Rushing TDs Allowed	1	4
Passing TDs Allowed	6	5
TDs on Returns Allowed	0	0
Time of Poss. Avg.	30:18	27:20
KOR Avg. For.	34.0	14.0
KOR Avg. Against.	18.0	15.5
PR Avg. For	12.5	5.2
PR Avg. Against	6.0	4.3
Sacks	6	13
Sacks Allowed	10	10
Interceptions	2	3
Interceptions Thrown	0	3
Fumbles Lost/Recovered	2/4	4/1

BALTIMORE / WASHINGTON INFORMATION

BALTIMORE / WASHINGTON CONNECTIONS

Pro Connections

- Ravens **QB Robert Griffin III** was originally selected by Washington in the first round (second overall) of the 2012 NFL Draft. In his 2012 rookie campaign, Griffin III earned Pro Bowl honors and was named AP NFL Offensive Rookie of the Year.
- Baltimore **OLB Pernell McPhee** played one season (2018) in Washington, netting 11 tackles (8 solo), 1 FR and 2 PD during his stint in the nation's capital.
- Baltimore special teams coordinator **Chris Horton** was drafted by Washington in 2008 and played three seasons (2008-10) at safety for the franchise.
- Washington defensive coordinator **Jack Del Rio** served as the Ravens' linebackers coach from 1999-2001, when he oversaw a talented group that included Peter Boulware, Ray Lewis and Jamie Sharper.
- Washington wide receivers coach **Jim Hostler** served as Baltimore's wide receivers coach from 2008-13, when he tutored a receiving corps that played an integral role in the team's Super Bowl XLVII win.
- Washington offensive line coach **John Matsko** served as the Ravens' offensive line coach from 2008-10.
- Ravens executive vice president & general manager **Eric DeCosta** entered the NFL as a training camp intern with Washington in 1995. The following year (1996), he landed the Ravens' personnel internship during their inaugural season. DeCosta has remained in Baltimore ever since.
- Baltimore director of football research **Scott Cohen** entered the NFL as a Washington scouting assistant in 1992.
- Ravens coaching analyst **Zachary Orr** is the son of former Washington tight end **Terry Orr**, who earned two Super Bowl rings (XXII & XXVI) as a member of the Washington franchise.

Local Connections

- Washington **QB Dwayne Haskins Jr.** (Potomac), **DE Chase Young** (Upper Marlboro) and **CB Kendall Fuller (Baltimore)** are all Maryland natives.
- Ravens president **Dick Cass** is a Washington, D.C., native and represented the estate of former Washington owner **Jack Kent Cooke** in the sale to **Daniel Snyder**.
- Baltimore midwest area scout **Dwaune Jones** is a native of Washington, D.C.

College Connections

- Ravens **S Chuck Clark** and Washington **CB Kendall Fuller** played together in Virginia Tech's secondary from 2013-15.
- Washington **DE Chase Young** and Baltimore **ILB Malik Harrison** were key members of Ohio State's defense from 2017-19.
- Baltimore **RB J.K. Dobbins** and Washington **QB Dwayne Haskins Jr.** and **WR Terry McLaurin** were essential pieces of Ohio State's offense from 2017-18.
- Washington **T Geron Christian Sr.** and Ravens **QB Lamar Jackson** were teammates at Louisville from 2015-17. In 2016, Christian Sr. helped Jackson become Louisville's first Heisman Trophy winner and the youngest award winner in history.

2020 SCHEDULE FACTS

During the NFL's 2020 regular season, the Baltimore Ravens are scheduled to play five primetime games, including two at home and three on the road.

- Baltimore hosted the reigning Super Bowl champion Kansas City Chiefs in Week 3 on Monday Night Football and will welcome the Dallas Cowboys to Charm City for a Thursday night showdown in Week 13.
- The Ravens' primetime road games include a Sunday night battle at New England (Week 10), a Thanksgiving night contest at Pittsburgh (Week 12) and a Monday night tilt at Cleveland (Week 14).
- Baltimore plays four primetime games during a five-week span (Weeks 10-14). This five-week slate includes three opponents (at New England, vs. Tennessee and vs. Dallas) that all made the playoffs during the 2019 season and two road divisional contests (at Pittsburgh and at Cleveland).
- The Ravens will play three-straight primetime games from Weeks 12-14: at Pittsburgh (Thanksgiving night), vs. Dallas (Thursday night) and at Cleveland (Monday night).
- Baltimore has not played five primetime regular season games since 2011, and 2020 marks just the second such instance in franchise history.
- Prior to 2020, the Ravens last hosted a Monday Night Football game in 2017 (vs. Houston). With the KC matchup, Baltimore has now played at home on Monday night just three times since head coach John Harbaugh's 2008 arrival. (The Ravens have been given 13 road Monday night games, including in 2020 on 12/14 at Cleveland, during Harbaugh's 13-year tenure.)

• In primetime home games during the John Harbaugh Era (since 2008), Baltimore has posted a 14-2 record, winning 12 of its last 13 contests. The Ravens are 7-0 at home on Thursday Night Football and 2-1 at home on Monday Night Football under Harbaugh.

RAVENS RADIO BROADCASTS

- The Ravens' 2020 radio team features Gerry Sandusky, with former Ravens FB Femi Ayanbadejo and TE Dennis Pitta. (Each will join Sandusky in the booth for eight games.) Sandusky, WBAL-TV 11's sports director, delivers the play-by-play for the broadcast team, while Ayanbadejo and Pitta serve as color analysts.
- Games can be heard on 98Rock WIIY (97.9 FM), WBAL 1090 AM/101.5 FM, baltimoreravens.com and in the Ravens mobile app (when in Baltimore). The network broadcasts each game with 30 affiliates spanning five states – Maryland, Delaware, Kentucky, Pennsylvania and West Virginia – and Washington, D.C.
- Additionally, Ravens games can be heard in Spanish on WDCN La Nueva 87.7 FM in the D.C. area. Games are called by David Andrade and Gustavo Salazar, with Ximena Lugo-Latorre serving as reporter and producer.



RAVENS WINNING WAYS

TOP FRANCHISES / SINCE 2000

TOTAL WINS

1. New England Patriots . . . 269
2. Pittsburgh Steelers . . . 223
3. Green Bay Packers . . . 213
4. Indianapolis Colts . . . 212
- 5. BALTIMORE RAVENS . . . 207**
6. Philadelphia Eagles . . . 204

SUPER BOWL BERTHS

1. New England Patriots . . . 9
2. New York Giants 3
- Pittsburgh Steelers 3
- Seattle Seahawks 3
- 5. BALTIMORE RAVENS 2**
- Car., Den., Ind., Phi., SF . . 2

SUPER BOWL TITLES

1. New England Patriots . . . 6
- 2. BALTIMORE RAVENS 2**
- New York Giants 2
- Pittsburgh Steelers 2
- Den., GB, Ind., KC, 1
- NO, Phi., Sea., TB 1

CONF. TITLE GAMES

1. New England Patriots . . 13
2. Philadelphia Eagles 6
- Pittsburgh Steelers 6
4. Green Bay Packers 5
- 5. BALTIMORE RAVENS 4**
- Ind. & SF 4

WINNING SEASONS

1. New England Patriots . . 19
2. Pittsburgh Steelers 15
- 3. Baltimore Ravens 14**
- Green Bay, Indy 14
- Seattle 14

PLAYOFF BERTHS

1. New England Patriots . . 17
2. Green Bay Packers 14
- Indianapolis Colts 14
4. Philadelphia & Seattle . . 13
- 6. BALTIMORE & Pittsburgh . . 12**

PLAYOFF GAMES

1. New England Patriots . . 41
2. Green Bay, Indianapolis . . 26
- Philadelphia, Seattle . . . 26
- 6. BALTIMORE RAVENS 25**
- Pittsburgh Steelers 25

PLAYOFF WINS

1. New England Patriots . . 30
- 2. BALTIMORE RAVENS 15**
- Pittsburgh Steelers 15
4. Philadelphia Eagles . . . 14
- Seattle Seahawks 14

PLAYOFF PERFORMERS



In a magnificent effort showcasing thrilling performances by their defense, offense and special teams units, the Baltimore Ravens won Super Bowl XXXV with a 34-7 victory over the New York Giants. Allowing the Giants a meager 152 total net yards, New York's attack crossed midfield just twice, while Baltimore's "D" posted 4 INTs. LB Ray Lewis was named the game's MVP, capping an accolade-filled season in which he was also tabbed the NFL's Defensive Player of the Year.

Baltimore defeated San Francisco, 34-31, in Super Bowl XLVII, capturing the franchise's second World Championship. After an amazing first-half performance, the Ravens took a commanding 28-6 lead. But following a bizarre, 34-minute power outage that halted play, the 49ers stormed back into contention. Clinging to a 34-29 edge late in the game, the Ravens stood firm on a pivotal goal-line stand, jamming SF on four-straight plays inside the 7-yard line. QB Joe Flacco was named the game's MVP.

PLAYOFF PERFORMERS

FRANCHISE PLAYOFF WINNING PERCENTAGES (Since 1970 Merger)

Rk.	Team	Record	Pct.
1.	New England Patriots*****	36-20	.643
2.	New York Giants****	20-12	.625
3.	San Francisco 49ers*****	32-20	.615
4.	Baltimore Ravens**	15-10	.600
	Pittsburgh Steelers*****	36-24	.600

* Number of Super Bowl Titles

JOHN HARBAUGH ERA [SINCE 2008]

PLAYOFF BERTHS

1. New England Patriots . . 11
2. Green Bay Packers 9
- 3. BALTIMORE RAVENS 8**
- Seattle Seahawks 8
5. Indianapolis Colts 7
- Kansas City Chiefs 7
- New Orleans Saints 7
- Philadelphia Eagles 7
- Pittsburgh Steelers 7

TOTAL WINS

1. New England Patriots . . 164
2. Pittsburgh Steelers . . . 134
3. Green Bay Packers . . . 132
- 4. BALTIMORE RAVENS . . . 130**
5. New Orleans Saints . . . 129
6. Seattle Seahawks 122
7. Indianapolis Colts . . . 116
8. Atlanta Falcons 113
- Philadelphia Eagles . . . 113

PLAYOFF WINS

1. New England Patriots . . 16
- 2. BALTIMORE RAVENS 10**
- Green Bay Packers 10
- Seattle Seahawks 10
5. Pittsburgh Steelers 8

PLAYOFF GAMES

1. New England Patriots . . 24
2. Green Bay Packers 18
- 3. BALTIMORE RAVENS 17**
- Seattle Seahawks 17
5. Pittsburgh Steelers 14

AFC TITLE GAMES

1. New England Patriots . . 8
- 2. BALTIMORE RAVENS 3**
- Pittsburgh Steelers 3
4. Denver Broncos 2
- Indianapolis Colts 2
- KC Chiefs, NY Jets 2

PLAYOFF ROAD WINS

- 1. BALTIMORE RAVENS 7**
2. Green Bay Packers 5
3. New York Jets 4
4. Philadelphia Eagles 3
- SF 49ers, Sea. Seahawks . . 3
- Tennessee Titans 3

REG. SEASON WINS

1. New England Patriots . . 148
2. Pittsburgh Steelers . . . 126
3. Green Bay Packers . . . 122
- New Orleans Saints . . . 122
- 5. BALTIMORE RAVENS . . . 120**
6. Seattle Seahawks 112
7. Indianapolis 110

REG. SEASON HOME WINS

1. New England Patriots . . 83
- 2. BALTIMORE RAVENS 74**
3. Green Bay Packers 72
4. Pittsburgh Steelers 70
5. New Orleans Saints 68
6. Minnesota Vikings 65
7. Seattle Seahawks 65

SUPER BOWL SUCCESS

The Baltimore Ravens are one of four franchises (New England, NY Giants and Pittsburgh) to win multiple Super Bowls since 2000.

HEAD COACH JOHN HARBAUGH

ALL-TIME RAVENS COACHING RECORDS

John Harbaugh is the third head coach in Baltimore Ravens history. He is the franchise's all-time winningest coach (130 total victories).

Coach	Seasons	Reg. Season	Playoffs	Total
John Harbaugh	2008-20	120-75	10-7	130-82
Brian Billick	1999-2007	80-64	5-3	85-67
Ted Marchibroda	1996-98	16-31-1	n/a	16-31-1

**SUPER BOWL
CHAMPION**

**2019 NFL
COACH OF
THE YEAR**



HARBAUGH COACHING RECORDS (2008-20)

- Overall Career Record . . . 130-82
- Regular Season Record . . . 120-75
- at Home 73-25
- on Road 47-50
- vs. AFC 91-56
- vs. AFC North 46-27
- vs. NFC 29-19
- Playoffs Record 10-7
- Home Playoff Games 2-2
- Road Playoff Games 7-5
- Super Bowl Record 1-0
- vs. Washington 1-2

RAVENS WINS UNDER HARBAUGH

TOTAL NFL WINS / INCLUDING PLAYOFFS / SINCE 2008

Rk.	Team	Total Wins
1.	New England Patriots	164
2.	Pittsburgh Steelers	134
3.	Green Bay Packers	132
4.	Baltimore Ravens	130
5.	New Orleans Saints	129

HARBS' RAVENS TENURE

Year	Record	Playoffs (Result)
2020	2-1	n/a
2019	14-2	0-1 (No. 1 Seed / Advanced to Div. Round)
2018	10-6	0-1 (Advanced to Wild Card Round)
2017	9-7	No Playoff Berth
2016	8-8	No Playoff Berth
2015	5-11	No Playoff Berth
2014	10-6	1-1 (Advanced to Divisional Round)
2013	8-8	No Playoff Berth
2012	10-6	4-0 (Won Super Bowl XLVII)
2011	12-4	1-1 (Advanced to AFC Championship)
2010	12-4	1-1 (Advanced to Divisional Round)
2009	9-7	1-1 (Advanced to Divisional Round)
2008	11-5	2-1 (Advanced to AFC Championship)

AN ELITE GROUP

MOST PLAYOFF WINS BY A COACH / FIRST 12 SEASONS / ALL TIME

Coach (Team)	Playoff Wins	Seasons
Joe Gibbs (Was.)	16	1981-92
Chuck Noll (Pit.)	14	1969-80
Bill Belichick (Cle. & NE)	13	1991-95, 2000-06
John Harbaugh (Bal.)	10	2008-19
Pete Carroll (NYJ, NE & Sea.)	10	1994, 1997-98, 2010-17
Mike McCarthy (GB)	10	2006-17
Bill Parcells (NYG)	10	1983-90, 1993-96
Andy Reid (Phi.)	10	1999-2010
George Seifert (SF & Car.)	10	1989-96, 1999-2001
Don Shula (Bal. & Mia.)	10	1963-74
Bill Walsh (SF)	10	1979-88

HARBAUGH FAST FACTS

In 2019, John Harbaugh became the first Ravens coach ever to win *The Associated Press* NFL Coach of the Year Award. Harbaugh has led the Ravens to a playoff berth in eight (2008-12, 2014 & 2018-19) of his 12 seasons, and in 2012, captured the franchise's second Super Bowl title.

Here are several more Harbaugh quick hits:

- In 2019, the Ravens posted a franchise-best 14-2 record. Baltimore won a team-record 12-straight games to close out the regular season, also earning the franchise's first-ever No. 1 playoff seed.
- Coach Harbaugh has led the Ravens to four AFC North Division titles (2011-12, 2018-19).
- Under Harbaugh, Baltimore is one of four NFL teams (NE, GB & Sea.) to earn a playoff berth in eight of the past 12 seasons.
- The Ravens' 10 playoff wins since 2008 tie (GB & Sea.) for second most in the NFL (New England - 16).
- Under "Harbs," the Ravens have secured an appearance in three AFC Championship games (2008, 2011 & 2012).
- "Harbs" is the only head coach in NFL history to win a playoff game in each of his first four and five seasons.
- John and his brother, Jim (formerly of the 49ers), are the only head coaches to advance to three conference title games in the first five years as NFL bosses.
- Harbaugh is the only coach in NFL history to win a playoff game in six of the first seven seasons of a coaching career.
- In 2012, Harbaugh became the third coach (with Bill Cowher & Chuck Knox) since the 1970 merger to guide his team to the playoffs in each of his first five seasons.
- With the Ravens' 2014 playoff berth, Harbaugh became one of eight coaches in NFL history to make the postseason in six of their first seven seasons coaching.
- Harbaugh, Tom Landry (Dal.) and Tom Coughlin (Jax./NYG) own the most road playoff wins (7) by a HC in NFL history.

HEAD COACH JOHN HARBAUGH

ACTIVE HEAD COACH WINNING PERCENTAGE

Baltimore Ravens head coach John Harbaugh owns the fourth-best winning percentage (.613, tied, Andy Reid) among active coaches (min. 75 games), compiling a strong 130-82 record (including playoffs).

ACTIVE HEAD COACHES / CAREER WINNING PERCENTAGE (Totals Include Regular Season and Playoff Games / Min. 75 Games)

Rk.	Coach	Team	Seasons	Record	Pct.
1.	Bill Belichick	Cle./NE	1991-95, 2000-20	306-140	.686
2.	Mike Tomlin	Steelers	2007-20	144-81-1	.639
3.	Sean Payton	Saints	2006-20	140-86	.620
4.	John Harbaugh	Ravens	2008-20	130-82	.613
	Andy Reid	Phi./KC	1999-2020	225-142-1	.613
6.	Mike McCarthy	GB/Dal.	2006-18, 2020	136-87-2	.609
7.	Pete Carroll	NYJ/NE/Sea.	'94, '97-99, '10-20	147-99-1	.597

HARBS' REG. SEASON TRENDS

On grass	59-37
Artificial turf	61-38
September	29-15
October	20-25
November	36-13
December	32-20
January	3-2
Leading at halftime	99-18
Leading after 3 quarters	106-16
When scoring first	89-26
Positive or even turnover ratio	96-32
Scoring 20 or more points	103-35
Scoring 30 or more points	47-5
Totaling 350 or more net yards	69-28
Rushing for 150 or more yards	46-10
Holding opp. under 250 net yards	44-6
Holding opp. under 21 points	99-15
Holding opp. under 15 points	68-7

POSTSEASON SUCCESS: ACTIVE COACHES

PLAYOFFS WIN PERCENTAGE (Min. 6 Games)

Rk.	Coach	Rec.	Pct.
1.	Bill Belichick	31-12	.721
2.	Doug Pederson	4-2	.667
3.	John Harbaugh	10-7	.588
4.	Jon Gruden	5-4	.556
	Mike McCarthy	10-8	.556
6.	Pete Carroll	11-9	.550

SUPER BOWL TITLES

1.	Bill Belichick	6
2.	John Harbaugh	1
	Pete Carroll	1
	Jon Gruden	1
	Sean Payton	1
	Doug Pederson	1
	Andy Reid	1
	Mike Tomlin	1

HARBAUGH'S CAREER STOPS

Team	Position	Years
Baltimore Ravens	Head Coach	2008-20
Philadelphia Eagles	Secondary	2007
Philadelphia Eagles	Special Teams Coord.	1998-2006
Indiana University	DBs/Special Teams Coord.	1997
University of Cincinnati	Assistant Head Coach	1995-96
University of Cincinnati	TEs/OLBs/RBs/Special Teams	1989-94
Morehead State	DBs/ST Coord./S&C Coach	1988
University of Pittsburgh	Tight Ends	1987
Western Michigan	Graduate Assistant	1984-86

RAVENS UNDER HARBAUGH: SINCE 2008

3	7	8	10	73	130
AFC TITLE GAMES 2nd Most, tied, Pit.	ROAD PLAYOFF WINS NFL High	PLAYOFF BERTHS 3rd Most, tied, Sea.	PLAYOFF WINS 2nd Most, tied, GB & Sea.	WINS AT HOME 2nd Most	TOTAL VICTORIES 4th Most

Ravens Set NFL Record for Season Opener Points Differential:
In 2020's Week 1, 38-6 win over Cleveland, Baltimore became the first team in NFL history to win three-straight season openers by 30-or-more points (+32 in 2020 vs. Cleveland, +49 in 2019 at Miami and +44 in 2018 vs. Buffalo).
Under John Harbaugh, the Ravens are now 10-3 on Kickoff Weekend.



RAVENS SPECIAL TEAMS NOTES

A RICH HISTORY OF SPECIAL TEAMS

Following the retirement of longtime ST coordinator Jerry Rosburg, Chris Horton took over as the Ravens' special teams coach in 2019. Horton, who served as Rosburg's assistant for three seasons (2016-18), leads the standout special teams battery.

SIX PRO BOWLERS

• Six Ravens have earned 10 combined Pro Bowl honors during the John Harbaugh Era (since 2008): ST Brendon Ayanbadejo (2008), K Billy Cundiff (2010), RS Jacoby Jones (2012), K Justin Tucker (2013, 2016 & 2019), LS Morgan Cox (2015, 2016 & 2019) and P Sam Koch (2015).

PRIME KICKER & PUNTER

• Three-time Pro Bowl K Justin Tucker, who the Ravens signed as a rookie free agent, owns the NFL's most FGs (272) since entering the NFL in 2012. With a 91.0% career success mark, "Tuck" is the most accurate kicker in league history (272-of-299 on FGAs). Earning his first Pro Bowl nod in 2015, P Sam Koch's 46.7 gross average ranked No. 9 in the NFL that season, while his 42.9 net average was No. 2. In 2017, Koch led the NFL in both punts inside the 10 (16) and the 20 (a franchise-record 40).

RAVENS' PUNT RETURN MEN SOAR

• Dating back to 2011, six different Ravens have returned punts for touchdowns: WR Michael Campanaro, WR Kaelin Clay, WR Tandon Doss, CB Cyrus Jones, WR Jacoby Jones and DB Lardarius Webb.

DUVERNAY CONTINUES ROOKIE KOR-TD TREND

• In Week 3 vs. KC, rookie WR Devin Duvernay produced a 93-yard KOR-TD. It marked the NFL's first KOR-TD of 2020 and was the Ravens' sixth KOR-TD since 2011. Only the Vikings (7) have produced more KOR-TDs dating back to 2011. Duvernay became the fifth rookie in Ravens history to return a kickoff for a TD: Patrick Johnson (1998), Yamon Figurs (2007), Lardarius Webb (2009) and David Reed (2010)

BALTIMORE BLOCK PARTY

Since 2014, the Ravens own the NFL's third-most (tied) blocked kicks (15), including an NFL-high 4 (tied) in 2016.

BLOCKED KICKS / SINCE 2014

Rk.	Team	Blocks
1.	New England	18
	Philadelphia	18
3.	Denver	16
3.	Baltimore & Mia.	15

MOST BLOCKED KICKS (2016 Season)

Rk.	Team	Blocks
1.	Baltimore	4
	Miami	4
3.	Five Teams	3

RAVENS' 15 BLOCKS: BREAKDOWN (SINCE 2014)

Total Blocks	15	1st Qtr.	4	When Losing	8
FG Blocks	9	2nd Qtr.	2	When Winning	5
PAT Blocks	3	3rd Qtr.	3	When Tied	2
Punt Blocks	3	4th Qtr.	6	Record	11-4



Tucker FGs Made
NFL's Most Since '12

6

Ravens KOR-TDs
NFL's 2nd Most Since '11



Tucker Points Scored
NFL's Most Since 2012

6

Ravens PR-TDs
NFL's 2nd Most Since '11
(tied with Chi. & Det.)



Tucker Career FG %
Best in NFL History

12

Ravens Total Ret. TDs
NFL's Most Since '11
(tied, KC & Min.)

SEVEN STRAIGHT IN TOP 6

From 2012-18, in the annual special teams report from senior NFL writer Rick Gosselin, Baltimore ranked in the NFL's Top 6 for seven-straight seasons. (Gosselin's report is recognized by NFL teams as a special teams measuring stick.)

RAVENS SPECIAL TEAMS RANKINGS IN RICK GOSSELIN'S ANNUAL REPORT (2012-18 Seasons)

Season	Ranking
2018	6th
2017	4th
2016	5th
2015	1st
2014	5th
2013	5th
2012	2nd

No other NFL team was in the Top 6 (or even the Top 10) in each season from 2012-18.

TOP KOR AVERAGE

Since 2008, when John Harbaugh became the Ravens' head coach, Baltimore owns the NFL's No. 1 KOR average (24.9).

NFL KICKOFF RETURN AVERAGE (Since 2008 / Harbaugh's Baltimore Tenure)

Rk.	Team	KOR	Yards	Avg.	Long	TDs
1.	Baltimore Ravens	510	12,701	24.9	108t	8
2.	Minnesota Vikings	545	13,330	24.5	109t	10
3.	New York Jets	589	13,996	23.8	107t	7

RAVENS OFFENSIVE NOTES

2019 NFL ASSISTANT COACH OF THE YEAR

In his first season (2019) as the Ravens' offensive coordinator, Greg Roman led Baltimore's attack to record-setting heights, ultimately earning him 2019 NFL Assistant of Coach of the Year honors. (Following the 2018 season, the Ravens elevated Greg Roman to offensive coordinator.) Roman is a 22-year NFL coaching veteran who spent 2018 as the team's assistant HC/TEs coach. He joined John Harbaugh's staff in 2017 as a senior offensive assistant/TEs.

2019 ASSISTANT COACH OF THE YEAR



2019: A YEAR OF TEAM RECORDS

In 2019, Baltimore shattered single-season franchise records in total touchdowns (64), points (531), total net yards (6,521), rushing yards (3,296) and first downs (386).

TOTAL TDs		POINTS		NET YARDS		RUSHING YARDS					
Rk.	Year	TDs	Rk.	Year	Points	Rk.	Year	Yards	Rk.	Year	Yards
1.	2019	64	1.	2019	531	1.	2019	6,521	1.	2019	3,296
2.	2009	47	2.	2014	409	2.	2018	5,999	2.	2003	2,674
3.	2014	46	3.	2012	398	3.	2014	5,838	3.	2018	2,441

SINGLE-GAME RECORDS SET IN 2019

On 9/8/19 at Miami, the Ravens established team records for most points (59) and yards (643) in a game, beating the Dolphins 59-10.

MOST TOTAL NET YARDS / RAVENS SINGLE-GAME HISTORY

Rk.	Yards	Date/Opp.	Result
1.	643	9/8/19 at Mia.	W, 59-10
2.	553	9/25/11 at STL	W, 37-7
3.	548	12/13/09 vs. Det.	W, 48-3

MOST POINTS / RAVENS SINGLE-GAME HISTORY

Rk.	Points	Date/Opp.	Result
1.	59	9/8/19 at Mia.	W, 59-10
2.	55	11/11/12 vs. Oak.	W, 55-20
3.	49	11/10/19 at Cin.	W, 49-13

Two of Baltimore's Top 3 all-time scoring outputs occurred in 2019.

MAKING THE MOST OF IT

In 2019, Baltimore ranked first in the NFL in average time of possession, with a 34:37 mark. The Ravens also produced the NFL's most offensive drives resulting in touchdowns (58).

AVG. TIME OF POSS. / GAME

Rk.	Team	TOP
1.	Baltimore	34:37
2.	Philadelphia	32:56
3.	New Orleans	32:19

OFFENSIVE TD DRIVES

Rk.	Team	TD Drives
1.	Baltimore	58
2.	San Francisco	51
3.	Tennessee	50

RAVENS RUN GAME FAST FACTS

- Under John Harbaugh, when rushing for at least 125 yards, the Ravens have produced a 69-15 record. Baltimore is 46-10 when rushing for at least 150 yards and 24-2 when tallying at least 200 under "Harbs."
- Four of the Ravens' all-time Top 11 rushing outputs occurred in 2019: 285 at LAR (5th), 269 vs. Cin. (7th), 265 at Mia. (9th) & 263 vs. Hou. (11th).
- In 2019, Baltimore set a new NFL single-season rushing record (3,296 yards), topping the 1978 Patriots' mark of 3,165. The Ravens' 5.53 rushing average also set a new 16-game NFL single-season record.
- The 2019 Ravens (nine) became the first team since the 1978 Patriots (11) with at least nine games of 200-or-more rushing yards in a season.

2019 TOP OFFENSIVE RANKINGS

In 2019, Baltimore's offensive attack ranked No. 2 in yards per game and No. 1 in points per game.

2019 TOTAL OFFENSE

Rk.	Team	YPG
1.	Dallas	431.5
2.	Baltimore	407.6
3.	Tampa Bay	397.9
4.	San Francisco	381.1

2019 SCORING OFFENSE

Rk.	Team	PPG
1.	Baltimore	33.2
2.	San Francisco	29.9
3.	New Orleans	28.6
	Tampa Bay	28.6

BIG PLAY "O"

Baltimore's offense was explosive during the 2019 campaign, producing the NFL's most (142) big plays (any 10+ rush or 20+ pass completion).

TOTAL BIG PLAYS

Rk.	Team	Total Big Plays
1.	Baltimore	142 (98 rush, 44 pass)
2.	Dallas	128 (60 rush, 68 pass)
3.	San Francisco	126 (64 rush, 62 pass)

10+ YARD RUSHES

Rk.	Team	10+
1.	Baltimore	98
2.	San Francisco	64
3.	Tennessee	63

20+ YARD RUSHES

Rk.	Team	20+
1.	Baltimore	23
2.	Arizona	16
	San Francisco	16

MOST RUSHING YARDS 16-GAME NFL SINGLE-SEASON HISTORY

Rk.	Team (Year)	Yards	Avg.	Att.
1.	Baltimore (2019)	3,296	5.53	596
2.	New England (1978)	3,165	4.72	671
3.	Kansas City (1978)	2,986	4.50	663
4.	Chicago (1984)	2,974	4.41	674
5.	Atlanta (2006)	2,939	5.47	537

RAVENS DEFENSIVE NOTES

WINK IS THE D.C.

In his first year (2018) as Baltimore's D.C., Don "Wink" Martindale led the Ravens' unit to a No. 1-overall ranking, allowing an NFL-best 292.9 yards per game. Baltimore also permitted the league's second-fewest points per game (17.9), just behind Chicago's 17.7. For his coaching efforts, Martindale was recognized by *SI/MMQB* as the Assistant Coach of the Year and was the *AP* NFL runner-up (then-Bears' DC Vic Fangio) for the same award.

In 2019, Martindale led the Ravens' unit to strong rankings once again, finishing No. 3 in scoring defense (17.6 ppg) and No. 4 in total defense (300.6 ypg).



2019 "D" NUMBERS TO RAVE ABOUT

6 – Defensive TDs by the Ravens in 2019, tying for the second most in franchise single-season history: 2004 - 7, 2019 - 6, 2006 - 6, 2008 - 6 & 2015 - 5.

18 – Total TDs the Ravens allowed in their last 12 games, which were all wins. The 18 TDs were the NFL's fewest allowed since Week 5, when Baltimore's 12-game win streak began.

40.0 – Defensive red zone TD% permitted by the Ravens during their 12-game winning streak, ranking as the NFL's second-best mark since Week 5. (Denver, 30.3%.)

77.5 – Defensive passer rating for Baltimore in 2019, which stood as the NFL's second-best mark (NE, 62.8).

111 – QB hits by the Ravens' defense in 2019, ranking as the NFL's third most. Of these, OLB Matthew Judon had 33, which ranked fourth in the NFL.

268.9 – Average yards allowed by Baltimore in its last 12 games (all victories), ranking as the NFL's fewest since Week 5.

BALTIMORE: THE SHUTOUT CITY

Since 2017, 23 shutouts have been pitched by defenses throughout the NFL. Of those, a league-high 4 have come courtesy of the Ravens.

MOST SHUTOUTS (Since 1996 / Ravens' Inception)		MOST SHUTOUTS (Since 2017)	
Rk.	Team	Rk.	Team
1.	Baltimore Ravens	1.	Baltimore Ravens
2.	New England Patriots	2.	Den. / Jax.
	San Francisco 49ers		LAR / NE
	14		2
	12		2
	12		2

RAVENS ALL-TIME "D" COORDINATORS

Don Martindale joined a long line of great Ravens defensive coordinators, four of whom have gone on to become NFL head coaches: Marvin Lewis (1996-2001), Mike Nolan (2002-04), Rex Ryan (2005-08) and Chuck Pagano (2011).

Don Martindale (2018-20)	Rex Ryan (2005-08)
Dean Pees (2012-17)*	Mike Nolan (2002-04)
Chuck Pagano (2011)	Marvin Lewis (1996-2001)*
Greg Mattison (2009-10)	* Super Bowl-winning DC

2019 RANKINGS

2019 TOTAL DEFENSE

Rk.	Team	YPG
1.	New England	275.9
2.	San Francisco	281.3
3.	Buffalo.	298.3
4.	Baltimore	300.6

2019 SCORING DEFENSE

Rk.	Team	PPG
1.	New England	14.1
2.	Buffalo.	16.2
3.	Baltimore	17.6
4.	Chicago.	18.6

MOST D-TDs / SINCE 2018

Rk.	Team	D-TDs
1.	Baltimore	10
2.	New England	9
3.	LA Rams	8
	New York Jets	8

In 2019, Baltimore tied (TB) for the NFL lead with 6 defensive touchdowns (3 INTs & 3 FRs). Since Don Martindale was named defensive coordinator in 2018, Baltimore has produced an NFL-best 10 D-TDs, including a FR-TD by LB L.J. Fort in Week 2 this season at Houston.

RAVENS "D" UNDER HARBAUGH

Don Martindale leads a defensive unit that, during the John Harbaugh Era (2008-20), has been superb.

POINTS PER GAME ALLOWED

1.	Baltimore	18.9
2.	New England	19.0
3.	Pittsburgh	19.1

TOTAL NET YARDS ALLOWED

1.	Pittsburgh	308.2
2.	Baltimore	315.2
3.	NY Jets.	324.7

RUSHING YARDS ALLOWED

1.	Pittsburgh	94.5
2.	Baltimore	96.7
3.	NY Jets.	102.5

SCRIMMAGE TDs ALLOWED

1.	Baltimore	360
2.	Pittsburgh	377
3.	New England.	396

OPPONENT PASSER RATING

1.	Baltimore.	79.5
2.	Buffalo	81.0
3.	Pittsburgh	82.5

THIRD-DOWN DEFENSE

1.	Baltimore.	36.2
2.	Denver.	36.5
3.	Philadelphia	36.9

SACK CITY, USA

In 2018's Week 6 win at the Titans, Baltimore racked up a franchise-best 11 sacks, tying for the second most by a team in league history. They also stand as the most in an NFL game since 2012 (SD, 11).

MOST SINGLE-GAME SACKS RAVENS HISTORY

10/14/18 at Ten.	11
11/24/11 vs. SF.	9
11/26/06 vs. Pit.	9
11/16/97 vs. Phi.	9

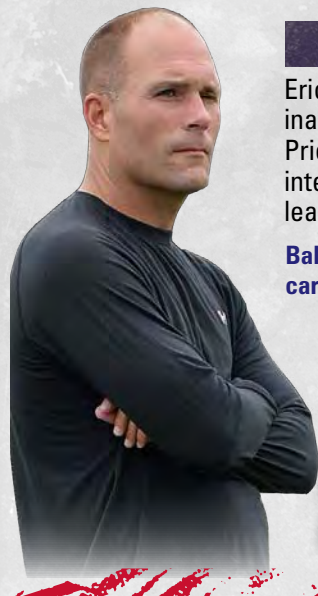
2019 Big-Play "D" Scores Big: Baltimore became the first team since 1970 to record a defensive TD of at least 65 yards in three-consecutive games: Marcus Peters 89 INT at Cin. (11/10), Marlon Humphrey 70 FR vs. NE (11/3) & Marcus Peters 67 INT at Sea. (10/20).

RAVENS PERSONNEL NOTES

EVP & GM ERIC DECOSTA

Eric DeCosta has been with the franchise since Day One, first beginning as an intern during the inaugural 1996 season and then ascending to the personnel department's chief decision-maker in 2019. Prior to being named EVP/GM – succeeding the legendary Ozzie Newsome – DeCosta, 49, received GM interview offers annually from multiple teams in recent years. However, he never seriously considered leaving Baltimore, which has always aligned perfectly with what he envisioned to be his dream job.

Baltimore's active roster includes 15 players (listed below) who have earned Pro Bowl honors during their NFL careers. Additionally, the Ravens have six players on their roster who've garnered AP first-team All-Pro accolades.



**25TH
RAVENS
SEASON**

MOST PRO BOWLERS ON A 2020 WEEK 1 NFL ROSTER

Rk.	Team	Pro Bowlers
1.	New Orleans	16
2.	Baltimore	15
3.	Chicago & Dallas	14

- X Mark Andrews
- X Orlando Brown Jr.
- X Calais Campbell*
- X Morgan Cox
- X Robert Griffin III
- X Marlon Humphrey*
- X Mark Ingram II
- X Lamar Jackson*

MOST FIRST-TEAM ALL-PROS ON A 2020 WEEK 1 NFL ROSTER

Rk.	Team	1st All-Pros
1.	Chicago	7
2.	Baltimore	6
	Ari., KC, NO & TB	6

- X Matthew Judon
 - X Sam Koch
 - X Marcus Peters*
 - X Patrick Ricard
 - X Ronnie Stanley*
 - X Justin Tucker*
 - X Brandon Williams
- * First-Team All-Pro

FIRST-ROUND FINDS

The Ravens have tabbed 25 players in the first round. These picks have earned 64 combined Pro Bowls, multiple POTY Awards, an NFL MVP honor, two Super Bowl MVPs and three HOF selections.

RAVENS ALL-TIME FIRST-ROUND DRAFT PICKS

Year	Name	Pick	Pro Bowls
1996	T Jonathan Ogden* –	4	11
1996	LB Ray Lewis* ++ ~ –	26	13
1997	LB Peter Boulware*	4	4
1998	CB Duane Starks*	10	
1999	CB Chris McAlister*	10	3
2000	RB Jamal Lewis*=	5	1
2000	WR Travis Taylor	10	
2001	TE Todd Heap*	31	2
2002	S Ed Reed*+ –	24	9
2003	OLB Terrell Suggs*+	10	7
2003	QB Kyle Boller	19	
2005	WR Mark Clayton*	22	
2006	DT Haloti Ngata*	12	5
2007	G Ben Grubbs*	29	2
2008	QB Joe Flacco^ ~	18	
2009	T Michael Oher*	23	
2011	CB Jimmy Smith	27	
2013	S Matt Elam	32	
2014	LB C.J. Mosley*	17	4
2015	WR Breshad Perriman	26	
2016	T Ronnie Stanley	6	1
2017	CB Marlon Humphrey	16	1
2018	TE Hayden Hurst	25	
2018	QB Lamar Jackson%	32	1
2019	WR Marquise Brown	25	
2020	LB Patrick Queen	28	

% NFL MVP ~ Super Bowl MVP + Defensive Player of the Year
 = Offensive Player of the Year – Pro Football Hall of Fame
 * All-Rookie Team ^ NFL Rookie of the Year (Fan Vote)

Baltimore has drafted three players (Ogden, Lewis & Reed) who were selected to the Pro Football Hall of Fame. For Ogden & Lewis, it was the first time ever two players were drafted in the same round (1st in 1996) by a team and reached the HOF in their initial year of eligibility.

HOMEGROWN PRO BOWLERS

Year Drafted (Rd.)	Name	Pro Bowls
1996 (1st)	LB Ray Lewis	13
1996 (1st)	T Jonathan Ogden	11
2002 (1st)	S Ed Reed	9
2007 (3rd)	G Marshal Yanda	8
2003 (1st)	OLB Terrell Suggs	7
2006 (1st)	DT Haloti Ngata	5
1997 (1st)	OLB Peter Boulware	4
2014 (1st)	LB C.J. Mosley	4
2015 (RFA)	LS Morgan Cox #	3
1999 (1st)	CB Chris McAlister	3
2008 (2nd)	RB Ray Rice	3
2012 (RFA)	K Justin Tucker #	3
2001 (1st)	TE Todd Heap	2
1996 (5th)	WR/RS Jermaine Lewis	2
2007 (4th)	FB Le'Ron McClain	2
2000 (6th)	OLB Adalius Thomas	2
2018 (3rd)	TE Mark Andrews	1
2018 (3rd)	T Orlando Brown Jr.	1
2007 (1st)	G Ben Grubbs	1
2017 (1st)	CB Marlon Humphrey	1
2018 (1st)	QB Lamar Jackson	1
2016 (5th)	OLB Matthew Judon	1
2013 (4th)	FB Kyle Juszczyk	1
2006 (6th)	P Sam Koch	1
2000 (1st)	RB Jamal Lewis	1
2017 (RFA)	FB Patrick Ricard #	1
2002 (RFA)	LB Bart Scott #	1
2016 (1st)	T Ronnie Stanley	1
2013 (3rd)	DT Brandon Williams	1

Undrafted rookie free agent **Bold indicates 2019 Pro Bowler**

29

Homegrown Ravens
Pro Bowlers

25

Drafted Ravens
To Earn Pro Bowl
Honors

4

Undrafted Rookies
To Earn Pro Bowl
Honors

RAVENS PERSONNEL NOTES

RAVENS DRAFT SUCCESS ACROSS THE BOARD

- 1ST** → Jonathan Ogden ('96), Ray Lewis ('96), Peter Boulware ('97), Chris McAlister ('99), Jamal Lewis ('00), Todd Heap ('01), Ed Reed ('02), Terrell Suggs ('03), Haloti Ngata ('06), Joe Flacco ('08), Jimmy Smith ('11), C.J. Mosley ('14), Ronnie Stanley ('16), Marlon Humphrey ('17), Lamar Jackson ('18)
- 2ND** → Jamie Sharper ('97), Ray Rice ('08), Torrey Smith ('11), Courtney Upshaw ('12), Kelechi Osemele ('12), Timmy Jernigan ('14)
- 3RD** → Casey Rabach ('01), Marshal Yanda ('07), Lardarius Webb ('09), Brandon Williams ('13), Orlando Brown Jr. ('18), Mark Andrews ('18)
- 4TH** → Edwin Mulitalo ('99), Jarret Johnson ('03), Le'Ron McClain ('07), Dennis Pitta ('10), Kyle Juszczyk ('13), Za'Darius Smith ('15), Tavon Young ('16)
- 5TH** → Jermaine Lewis ('96), Dawan Landry ('06), Arthur Jones ('10), Pernell McPhee ('11), Rick Wagner ('13), Matthew Judon ('16)
- 6TH** → Adalius Thomas ('00), Chester Taylor ('02), Sam Koch ('06), Haruki Nakamura ('08), Tyrod Taylor ('11), Chuck Clark ('17), Bradley Bozeman ('18)
- 7TH** → DeAngelo Tyson ('12), Michael Campanaro ('14), Zach Sieler ('18)
- RFA** → Mike Flynn ('97), Priest Holmes ('97), Will Demps ('02), Bart Scott ('02), Ma'ake Kemoeatu ('02), Jameel McClain ('08), Dannell Ellerbe ('09), Morgan Cox ('10), Justin Tucker ('12), James Hurst ('14), Zach Orr ('14), Patrick Onwuasor ('16), Michael Pierce ('16), Matt Skura ('16), Patrick Ricard ('17), Gus Edwards ('18)

RAVENS 20/20 CLUB

The Ravens' "20/20 Club" includes members of the personnel staff who started with as young assistants and grew into evaluators with more input. The term "20/20" refers to hiring 20-year-olds for \$20,000. But according to Ozzie Newsome: "The guys actually started when they were a little older than 20 and for more than \$20,000, but that's what we call them."

RAVENS "20/20 CLUB" GRADUATES / CURRENT SCOUTS

Name	Joined Ravens	Current Title
George Kokinis	1991 (w/ Browns)	Dir. of Player Personnel
Eric DeCosta	1996	EVP & General Manager
Joe Hortiz	1998	Dir. of Player Personnel
Mark Azevedo	2005	Asst. Dir. of Col. & Pro Pers.
David Blackburn	2007	National Scout
Andrew Raphael	2013	Southeast Area Scout
Brandon Berning	2015	Midwest/SW Area Scout
Joey Cleary	2015	West Area Scout
Patrick Williams	2016	College & Pro Scout
Corey Frazier	2017	Pro Scout
"Q" Attenoukon	2017	College & Pro Scout
Patrick McDonough	2018	College & Pro Scout
Chas Stallard	2018	College & Pro Scout

ALL-PRO DRAFT PICKS

The success the Ravens have had drafting standout players since their 1996 Baltimore arrival cannot be ignored. Over the past 24 years, led by **Ozzie Newsome** and now **Eric DeCosta**, the Ravens have drafted an NFL-best 15 players who went on to earn AP first-team All-Pro honors. When including undrafted rookie **K Justin Tucker**, Baltimore has produced 16 "homegrown" AP first-team All-Pro selections.

MOST DRAFT CHOICES TO EARN AP FIRST-TEAM ALL-PRO (Since 1996 / Ravens Inception)

Rk.	Team	Players
1.	Baltimore Ravens	15
2.	Carolina Panthers	13
3.	Kansas City, New England & Tennessee	12

X Marlon Humphrey^ (1)	X Chris McAlister (1)	X Ed Reed (5)
X Lamar Jackson^ (1)	X Le'Ron McClain (1)	X Ronnie Stanley^ (1)
X Jamal Lewis (1)	X Haloti Ngata (2)	X Terrell Suggs (1)
X Jermaine Lewis (1)	X Jonathan Ogden (4)	X Adalius Thomas (1)
X Ray Lewis (7)	X Kelechi Osemele* (1)	X Marshal Yanda (2)

(1st-Team All-Pro) (* w/ Raiders) (^ Current Raven)

THE WIZARDRY OF OZ

Ozzie Newsome's legacy is unlike any the game has seen. Known throughout all of sports as a premier leader, Newsome is a Hall of Fame player, the architect of Baltimore's 2000 and 2012 Super Bowl championship teams and an elite evaluator who became the NFL's first African American GM. In 2019, his longtime top lieutenant, Eric DeCosta, took over as the Ravens' EVP & GM. However, Newsome maintains a significant role within the organization as its executive VP.

OZZIE NEWSOME CAREER SNAPSHOT

- NFL's first African American General Manager (promoted in 2002)
- Architect of Ravens 2000 & 2012 Super Bowl Championship Teams
- NFL Executive of the Year (2000) • Pro Football Hall of Fame (class of 1999)
- State of Alabama Hall of Fame (class of 1995)
- National Football Foundation College Hall of Fame and NCAA Hall of Fame (class of 1994)
- 13-Year NFL Tight End with Browns (1978-90) • Three-Time Pro Bowler (1981, 1984-85)
- Four-Time Cleveland Touchdown Club Offensive Player of the Year
- Member of Three Major NFL Policy-Making Groups: Competition Committee, Diversity Committee & Player Care Foundation Board



IRONMEN / TURNOVERS NOTES

KOCH'S GAMES STREAK

P Sam Koch has played in 227 consecutive games, ranking as the NFL's second-longest streak among active players. Koch has never missed a game since being drafted by the Ravens in 2006.

NFL CONSECUTIVE GAMES PLAYED / ACTIVE STREAKS

Rk.	Player	Games
1.	QB Philip Rivers (Ind.)	228
2.	P Sam Koch (Bal.)	227
3.	K Mason Crosby (GB)	211
4.	P Brett Kern (Ten.)	195
5.	P Dustin Colquitt (Pit.)	187

RAVENS IRONMEN

RAVENS CONSECUTIVE GAMES PLAYED / ACTIVE STREAKS

Rk.	Player	Games
1.	Sam Koch	227
2.	Justin Tucker	131
3.	Anthony Levine Sr.	115

RAVENS CONSECUTIVE GAMES PLAYED / ALL-TIME STREAKS

Rk.	Player	Games	Years
1.	Sam Koch	227	2006-present
2.	Justin Tucker	131	2012-present
3.	Jarret Johnson	129	2003-11
4.	Joe Flacco	122	2008-2015
5.	Anthony Levine Sr.	115	2013-present
6.	Peter Boulware	111	1997-2003

RAVENS ALL-TIME GAMES PLAYED

Rk.	Player	Games	Years
1.	Terrell Suggs	229	2003-18
2.	Ray Lewis	228	1996-2012
3.	Sam Koch	227	2006-present
4.	Matt Stover	207	1996-2008
5.	Jonathan Ogden	177	1996-2007
	Marshal Yanda	177	2007-19
7.	Joe Flacco	163	2008-18
8.	Ed Reed	160	2002-12
9.	Morgan Cox	153	2010-present
10.	Jarret Johnson	143	2003-11
11.	Chris McAlister	135	1999-2008
	Haloti Ngata	135	2006-14
13.	Kelly Gregg	134	2001-10
14.	Mike Flynn	133	1998-2007
	Todd Heap	133	2001-10

TWO DURABLE RAVENS

Among active NFL players, P Sam Koch (227) & K Justin Tucker (131) rank at or near the top of respective positions for current streaks of most consecutive games played.

CONSECUTIVE GAMES PLAYED / CURRENT NFL STREAKS

PUNTERS

1.	Sam Koch (Bal.)	227
2.	Brett Kern (Ten.)	195
3.	Dustin Colquitt (Pit.)	187

KICKERS

1.	Mason Crosby (GB)	211
2.	Justin Tucker (Bal.)	131
3.	Brandon McManus (Den.)	98

TURNOVER MARGIN SINCE 2008

Since John Harbaugh's 2008 Baltimore arrival, the Ravens have produced the NFL's fifth-best turnover differential (+57).

NFL's TOP TURNOVER DIFFERENTIALS

(Since 2008 / John Harbaugh Era)

Rk.	Team	Takeaways	Giveaways	Turnover Diff.
1.	New England	350	192	+158
2.	Green Bay	322	214	+108
3.	Seattle	321	247	+74
4.	Kansas City	310	242	+68
5.	Baltimore	314	257	+57
6.	Atlanta	291	258	+33

Note: The Ravens (+4) are tied for second in the NFL in 2020.

TURNOVER MARGIN AT HOME

Baltimore owns a +58 differential at home during the John Harbaugh Era, ranking as the league's third-best mark.

NFL's TOP TURNOVER DIFFERENTIALS / AT HOME

(Since 2008 / John Harbaugh Era)

Rk.	Team	Takeaways	Giveaways	Turnover Diff.
1.	Green Bay	182	95	+87
2.	New England	182	96	+86
3.	Baltimore	172	114	+58
4.	Seattle	173	118	+55

TURNOVER TABLE SINCE 2000

Year	TA/TO	Plus/Minus	Record
2020	6/2	+4	2-1
2019	25/15	+10	14-2
2018	17/20	-3	10-6
2017	34/17	+17	9-7
2016	28/23	+5	8-8
2015	14/28	-14	5-11
2014	22/20	+2	10-6
2013	24/29	-5	8-8
2012	25/16	+9	10-6
2011	26/24	+2	12-4
2010	27/20	+7	12-4
2009	32/22	+10	9-7
2008	34/21	+13	11-5
2007	23/40	-17	5-11
2006	40/23	+17	13-3
2005	26/36	-10	6-10
2004	34/23	+11	9-7
2003	41/38	+3	10-6
2002	31/32	-1	7-9
2001	28/36	-8	10-6
2000	49/26	+23	12-4
Total	586/511	+75	192-131

THE RAVENS ARE...

Since 2000, here are the Ravens' records in a game:

When turnover ratio is +2 or better	86-5
When turnover ratio is +1 or better	120-17
When turnover ratio is even	38-26
When turnover ratio is negative	32-86

THAT M&T MAGIC

HOME UNDER HARBS

Under John Harbaugh (since 2008) the Ravens have the NFL's third-best home winning percentage (.745), going 73-25 at M&T Bank Stadium.

NFL'S BEST REGULAR SEASON HOME RECORDS (John Harbaugh Era / Since 2008)

Rk.	Team	Record	Pct.
1.	New England Patriots	84-14	.857
2.	Green Bay Packers	72-23-2	.753
3.	Baltimore Ravens	73-25	.745
4.	Pittsburgh Steelers	70-28	.714
5.	New Orleans Saints	68-30	.694

RAVENS DEFEND THE BANK

The Ravens have been outstanding at home since they arrived in Baltimore. Below are their respective home records and corresponding NFL rankings during several periods.

RAVENS HOME RECORDS / NFL RANKINGS

Time Period (Milestone)	Record	NFL Rank
Since 2010 (Past 10-Plus Seasons)	61-21	3
Since 2008 (John Harbaugh's Arrival)	73-25	3
Since 2000 (First Super Bowl Season)	119-43	2
Since 1998 (M&T Bank Stadium Opened)	127-51	3
Since 1996 (Team's Inception)	134-59-1	4

HOME "D" UNDER HARBS (SINCE 2008)

16.9	75.1	302.5
POINTS ALLOWED PER GAME (NFL'S BEST)	OPPONENT PASSER RATING (NFL'S BEST)	YARDS ALLOWED PER GAME (NFL'S BEST)

Dating back to 2008, the Ravens have outscored opponents 2,502 to 1,654 at home. In their 73 wins during this span, the margin of victory has been 14.4 points per game.

The Ravens own a +848 point differential at home under John Harbaugh, ranking No. 3 in the NFL (NE is +1,217 & GB is +850).

Baltimore is 35-0 under Harbaugh when allowing 12 points or fewer at home.

HOME "D" DOMINANCE DATES WAY BACK

The Ravens' "D" has been stout at home for many seasons. Since 2003, Baltimore ranks at the top in several key categories:

BEST NFL DEFENSES AT HOME / SINCE 2003

POINTS PER GAME (Fewest Allowed)	TOTAL DEFENSE (Fewest Yards Allowed)
1. Baltimore 16.6	1. Baltimore 296.1
2. New England 16.9	2. Pittsburgh 297.9
3. Pittsburgh 18.3	3. NY Jets 313.2
INTERCEPTIONS	SACKS
1. New England 166	1. Minnesota 390
2. Baltimore 163	2. Pittsburgh 383
3. Green Bay 161	3. Baltimore 358

HOME FAST FACTS

- Under John Harbaugh, the Ravens are 19-4 in September home games. The Ravens have won 22 of their past 26 home games in the month of September (dating back to 2006).
- Under Harbaugh, the Ravens are 22-4 in November home games, producing the NFL's best such record. The Ravens have won 20 of their past 23 home games during the month.
- The Ravens are 21-8 at home in the month of December under Harbaugh and 41-16 in such games during their history.
- Under Harbaugh (since 2008), Baltimore has gone 19-5 against NFC teams at M&T Bank Stadium, producing the best home record by an AFC squad vs. the "other" conference.
- Baltimore has won 22 of its last 27 home games vs. NFC teams.
- In their history, the Ravens have hosted 19 games when the temperature was below 40 degrees. Baltimore is 16-3 in such games.
- Baltimore is 8-1 at home in November against AFC North foes under Harbaugh. Overall under Harbaugh, the Ravens are 24-10 in home games played against AFC North foes.
- Baltimore has won 21 of its last 29 home games vs. AFC North foes.
- The Ravens are 14-3 at home all time against teams from the West Coast (Oak. - 6-1, SD - 3-1, SF - 3-0 and Sea. - 2-1).

BEST HOME DEFENSE

Baltimore has permitted an NFL-best 16.9 ppg at home during the John Harbaugh Era. Under "Harbs," the Ravens are 33-0 at home when allowing 10 points or fewer. In 21 of those games, the Ravens gave up no more than 7 points.

FEWEST POINTS/GAME ALLOWED AT HOME (Since 2008 / John Harbaugh Era)

Rk.	Team	PPG
1.	Baltimore	16.9
2.	New England	18.0
3.	Pittsburgh	18.7



ALL-TIME RESULTS / TRENDS

RAVENS REGULAR SEASON RECORDS

	Overall Record	Home	Away
Overall	216-170-1	134-59-1	82-111
In M&T Bank Stadium (since 1998)	127-51	127-51	n/a
Coached by Ted Marchibroda	16-31-1	11-12-1	5-19
Coached by Brian Billick	80-64	50-22	30-42
Coached by John Harbaugh	120-75	73-25	47-50
vs. AFC Teams	162-131	99-49	63-82
vs. AFC North	64-45	38-17	26-28
vs. AFC Central (1996-2001)	26-28	13-14	13-14
vs. AFC East	27-20	19-5	8-15
vs. AFC South	20-17	13-5	7-12
vs. AFC West	25-21	16-8	9-13
vs. NFC Teams	54-39-1	35-10-1	19-29
vs. NFC North	8-8	6-2	2-6
vs. NFC Central (1996-2001)	3-5	3-1	0-4
vs. NFC East	13-9-1	8-2-1	5-7
vs. NFC South	12-8	6-4	6-4
vs. NFC West	18-9	12-1	6-8
On Monday Night Football	13-12	5-3	8-9
On Thursday Night Football	8-5	7-1	1-4
On Saturday	4-1	2-0	2-1
On Sunday Night Football	15-13	9-3	6-10
In Overtime	13-13-1	7-4-1	6-9
Ravens Shutout Wins	14-0	6-0	8-0
In Season Openers	14-11	9-4	5-7
Indoors	7-15	n/a	7-15

Note: Baltimore has played in Houston's Reliant/NRG Stadium six times (4-2), Indy's Lucas Oil Stadium twice (0-2), Dallas' Texas Stadium once (1-0) and Atlanta's Mercedes-Benz Stadium once (1-0). Four of those games at Reliant Stadium/NRG Stadium (12/13/10, 10/21/12, 12/21/14 & 9/20/20) came when the roof was closed, meaning those games were "indoors," while the other games listed are considered "outdoors" due to open roofs.

In August	0-1	0-1	0-0
In September	52-33	33-9	19-24
In October	39-52	20-20	19-32
In November	61-39-1	37-13-1	24-26
In December	59-41	41-16	18-25
In January	5-4	3-0	2-4

RAVENS REGULAR SEASON RESULTS WHEN...

Team	Since 2000	Since 2008	2020
Record	192-131	120-75	2-1
vs. AFC North (since 2002)	64-45	46-27	1-0
vs. AFC	145-99	91-56	2-1
vs. NFC	47-32	29-19	0-0
Home	119-43	74-25	1-1
Away	73-88	47-50	1-0
On grass	97-73	59-37	1-1
Artificial turf	95-58	61-38	1-0
Outdoors	186-119	113-67	1-1
Indoors	6-12	5-7	1-0
September	44-26	29-15	2-1
October	36-41	20-25	0-0
November	56-27	36-13	0-0
December	51-34	32-20	0-0
January	5-3	3-2	0-0
Leading at halftime	154-24	99-18	2-0
Trailing at halftime	27-94	14-52	0-1
Tied at halftime	11-13	7-5	0-0
Tied after 3 quarters	5-7	3-3	0-0
Leading After 3 quarters	164-18	106-16	2-0
Trailing after 3 quarters	24-105	11-59	0-1
Decided by 7 points or fewer	77-72	46-48	0-0
Decided by 3 points or fewer	43-40	27-26	0-0
When scoring first	135-41	89-26	2-1
When not scoring first	58-90	31-49	0-0
Positive or even turnover ratio	160-44	96-32	2-1
Negative turnover ratio	32-87	24-43	0-0
Winning penalty ratio	85-54	54-28	2-0
Losing penalty ratio	91-66	54-38	0-1
Overtime	10-11	7-8	0-0
When returning a KOR for a TD	5-4	5-3	0-1
When returning a PR for a TD	9-3	5-1	0-0

Offense	Since 2000	Since 2008	2020
Scoring 20 or more points	154-50	103-35	2-1
Scoring 30 or more points	67-7	47-5	2-0
Having 20 or more first downs	95-52	73-33	2-0
Totaling 350 or more net yards	94-43	69-28	2-0
At least 35 minutes time of poss.	56-7	36-5	0-0
Rushing for 150 or more yards	71-18	46-10	1-1
When not throwing an INT	110-25	72-18	2-1
With a 100-yard rusher	65-22	37-9	0-0
Without a 100-yard rusher	127-109	83-66	2-1
With a 100-yard receiver	41-23	28-16	1-0
Without a 100-yard receiver	151-108	93-59	1-1
With a 300-yard passer	23-19	20-14	0-0
Without a 300-yard passer	169-112	100-61	2-1

Defense	Since 2000	Since 2008	2020
When scoring a defensive TD	50-7	28-5	1-0
When returning an INT for a TD	35-3	17-2	0-0
When returning a fumble for a TD	17-4	13-3	1-0
Recording 3 or more sacks	101-39	55-25	1-0
Holding opp. under 250 net yards	60-6	44-6	0-0
Holding opp. under 21 points	155-36	99-15	2-0
Holding opp. under 15 points	116-16	68-7	1-0
Allowing a 100-yard rusher	19-29	12-18	0-0
Not allowing a 100-yard rusher	172-103	108-57	2-1
Allowing a 100-yard receiver	38-41	21-25	0-0
Not allowing a 100-yard receiver	155-89	99-50	2-1
Allowing a 300-yard passer	24-30	16-22	0-1
Not allowing a 300-yard passer	167-101	104-53	2-0

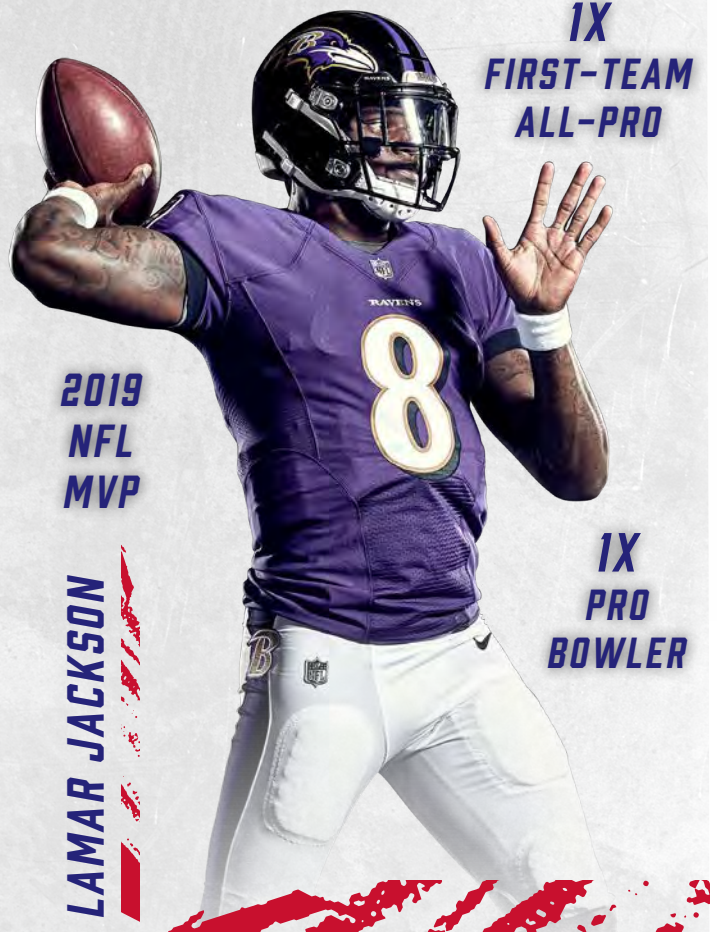
LAMAR JACKSON NOTES

UNANIMOUS NFL MVP

- X Baltimore is 21-4 with Jackson as its starter. Since his first NFL start (Week 11 of 2018), Jackson's 21 regular season wins rank as the most among all NFL starting QBs.
- X Jackson is the only QB in NFL history to produce at least 3,000 passing yards and 1,000 rushing yards in a single season. (He had 3,127 passing & 1,206 rushing yards in 2019.)
- X Jackson (36/7) is the third QB in NFL history to produce at least 35 passing TDs & 7 rushing TDs in a season. Steve Young (35/7 in 1994) & Cam Newton (35/10 in 2015) also accomplished this feat and won the NFL's MVP honor.
- X Jackson was responsible for an NFL-best 43 total TDs (36 passing & 7 rushing) in 2019. His 36 TD passes led the NFL and are the most in franchise single-season history.
- X In his final eight games of 2019 (he sat out Week 17), Jackson threw 25 TDs and 1 INT, completing 69.4% of his passes for 1,477 yards and a 130.3 rating. He had 630 rushing yards & 4 rush TDs.
- X Jackson rushed for 1,206 yards in 2019, marking the most by a quarterback in NFL single-season history. (The 1,206 ranked sixth overall in the NFL in 2019.)
- X In Week 15 vs. NYJ, Jackson produced his third game of 2019 (at Mia. & at LAR) with 5 passing TDs, becoming the sixth QB in NFL history with at least three 5-TD passing games in a season.
- X Jackson threw at least 4 TDs in an NFL-best four games in 2019. He also threw at least 3 TDs in an NFL-best eight games.
- X In 2019's Week 15 win vs. NYJ, Jackson rushed for at least 85 yards while throwing for 5 TDs for the second time in his career. (He also did this on 11/25/19 at LAR.) Cam Newton is the only other player in NFL history to accomplish the 85 rushing yards/5 passing TDs feat in a game, doing so in 2015.
- X Jackson posted two perfect passer ratings in 2019 (at Cin. & Mia.), making him one of two QBs in NFL history (Ben Roethlisberger, 2007) to attain the 158.3 mark twice in a season.
- X In Weeks 11 (vs. Hou) and 12 (at LAR), Jackson became the first NFL player ever to throw at least 4 passing TDs and have at least 50 yards rushing in back-to-back games.
- X Jackson owns the NFL single-season record for most 100-yard rushing games (5 in 2019) by a quarterback.
- X Jackson registered at least 60 rushing yards in nine-straight games (4-12) in 2019, ranking as the most consecutive 60+ rushing outputs by a QB in NFL single-season history.
- X In 2019's Week 6 victory over Cincinnati, Jackson became the first player ever to pass for 200 yards (236) and rush for 150 yards (152) in a regular season game. (Colin Kaepernick also accomplished this feat in a 2013 playoff game.)
- X In 2019's Week 2 win over Arizona, Jackson became the only player in NFL history to throw for at least 250 yards and rush for at least 120 yards in a regular season game.
- X In the 2019 Divisional Playoff vs. Tennessee, Jackson became the first player in NFL history with at least 350 passing yards and 100 rushing yards in a game. (This includes both regular season and playoff games.) He finished with 365 passing yards and 143 rushing yards on the night.

JACKSON'S 2019 NFL RANKINGS

- X 43 total touchdowns – 1st
- X 36 passing touchdowns – 1st
- X 9.0 passing touchdown pct. – 1st
- X 6.9 rushing average – 1st
- X 113.3 passer rating – 3rd
- X 1,206 rushing yards – 6th
- X Starting QB wins (13) – 1st (tied)
- X Games w/ 5 TD passes (3) – 1st
- X Games w/ 4+ TD passes (4) – 1st
- X Games w/ 3+ TD passes (8) – 1st
- X Perfect passer rating games (2) – 1st
- X 100-yard rush games (5) – 1st (by a QB)



**1X
FIRST-TEAM
ALL-PRO**

**2019
NFL
MVP**

LAMAR JACKSON

**1X
PRO
BOWLER**

LAMAR JACKSON NOTES

WHAT A START

In 2019's Week 1 win at Miami, QB Lamar Jackson completed 17 of 20 passes for 324 yards, 5 TDs and 0 INTs for a 158.3 passer rating. He is one of nine QBs in NFL history with at least 300 passing yards, 5 TDs and a perfect rating in a game.

QUARTERBACKS w/ 300 YARDS, 5 TDs & A 158.3 RATING (NFL History)

Player	Date/Opp.	Cmp-Att.	Pct.	Yards	TDs
Aaron Rodgers	10/20/19 vs. Oak.	25-31	80.6	429	5
Deshaun Watson	10/6/19 vs. Atl.	28-33	84.8	426	5
Lamar Jackson	9/8/19 at Mia.	17-20	85.0	324	5
Ben Roethlisberger	11/8/18 vs. Car.	22-25	88.0	328	5
Jared Goff	9/27/18 vs. Min.	26-33	78.8	465	5
Nick Foles	11/3/13 at Oak.	22-28	78.6	406	7
Drew Brees	11/30/09 vs. NE	18-23	78.3	371	5
Tom Brady	10/21/07 at Mia.	21-25	84.0	354	6
Peyton Manning	9/28/03 at NO	20-25	80.0	314	6

PASSING TOUCHDOWNS

RAVENS SINGLE-GAME HISTORY

Quarterback/Date/Opp.	TDs
Lamar Jackson, 12/12/19 vs. NYJ	5
Lamar Jackson, 11/25/19 at LAR	5
Lamar Jackson, 9/8/19 at Mia	5
Joe Flacco, 10/12/14 at TB	5
Tony Banks, 9/10/00 vs. Jax.	5

COMPLETION PCT.

RAVENS SINGLE-GAME HISTORY

Quarterback/Date/Opp.	Pct.
Lamar Jackson, 11/10/19 at Cin.	88.2
Lamar Jackson, 9/8/19 at Mia.	85.0
Joe Flacco, 11/1/09 vs. Den.	80.0

PASSER RATING

RAVENS SINGLE-GAME HISTORY

Quarterback/Date/Opp.	Rate
Lamar Jackson, 11/10/19 at Cin.	158.3
Lamar Jackson, 9/8/19 at Mia.	158.3
Joe Flacco, 10/12/14 at TB	149.7

JACKSON IS THE YOUNGEST QB IN NFL HISTORY TO PRODUCE A PERFECT PASSER RATING. INCREDIBLY, HE'S DONE IT TWICE.

CONSECUTIVE PASSES, NO INTs

RAVENS ALL-TIME HISTORY

Quarterback/Dates	Passes
Lamar Jackson, 11/25/18-9/29/19	248
Lamar Jackson, 10/6/19-12/8/19	181
Joe Flacco, 9/25/16-10/23/16	176

JACKSON'S TOP 2019 AWARDS

- X NFL MVP (Associated Press & PFWA)
- X Offensive Player of the Year (PFWA)
- X First-Team All-Pro (Associated Press & PFWA)
- X All-NFL Team (PFWA)
- X AFC Offensive Player of the Year (NFL 101 Awards)
- X Bert Bell Pro Player of the Year (Maxwell FB Club)
- X FedEx Air Player of the Year
- X Pro Bowler and Pro Bowl Offensive MVP
- X AFC Offensive Player of the Month (November)
- X Five-Time AFC Offensive Player of the Week
- X Three-Time FedEx Air Player of the Week
- X One-Time FedEx Ground Player of the Week

PASSING TOUCHDOWNS

RAVENS SINGLE-SEASON HISTORY

Rk.	Quarterback (Year)	TDs
1.	Lamar Jackson (2019)	36
2.	Vinny Testaverde (1996)	33
3.	Joe Flacco (2014)	27
4.	Joe Flacco (2010)	25
5.	Joe Flacco (2012)	22

PASSER RATING

RAVENS SINGLE-SEASON HISTORY

Rk.	Quarterback (Year)	Rate
1.	Lamar Jackson (2019)	113.3
2.	Joe Flacco (2010)	93.6
3.	Joe Flacco (2014)	91.0
4.	Joe Flacco (2009)	88.9
5.	Vinny Testaverde (1996)	88.7

TD PASS PERCENTAGE

RAVENS SINGLE-SEASON HISTORY

Rk.	Quarterback (Year)	TD%
1.	Lamar Jackson (2019)	9.0
2.	Vinny Testaverde (1996)	6.0
3.	Tony Banks (1999)	5.3
	Trent Dilfer (2000)	5.3
5.	Joe Flacco (2010)	5.1

MOST REG. SEASON WINS BY A STARTING QB (SINCE WEEK 11 OF 2018 / JACKSON'S FIRST NFL START)

Rk.	Quarterback	Record
1.	Lamar Jackson (Bal.)	21-4
2.	Russell Wilson (Sea.)	20-6
3.	Tom Brady (NE/TB)	18-7
	Aaron Rodgers (GB)	18-8

LAMAR JACKSON NOTES

100-YARD RUSHING GAMES (Quarterbacks / Single-Season NFL History)

1. Lamar Jackson (2019)	5
2. Russell Wilson (2014)	3
Michael Vick (2006)	3
Michael Vick (2004)	3

CAREER 100-YARD RUSHING GAMES (Quarterbacks / NFL History)

1. Michael Vick	10
2. Lamar Jackson	6
3. Russell Wilson	4
4. R. Cunningham, B. Douglass	3
D. McNabb, C. Newton & T. Rote	3

MOST CAREER GAMES w/ 5 TD PASSES & 85+ YARDS RUSHING YARDS (NFL History)

1. Lamar Jackson	2
2. Cam Newton	1

Note: Newton's "5/85" game came during his 2015 NFL MVP campaign.

MOST GAMES w/ 5 TD PASSES (NFL Single-Season History)

1. Peyton Manning (2004)*	4
2. Lamar Jackson (2019)*	3
Cam Newton (2015)*	3
Drew Brees (2011)	3
Tom Brady (2007)*	3
Daunte Culpepper (2004)	3

* Won NFL MVP

MOST GAMES w/ 4+ TD PASSES (2019 Season)

1. Lamar Jackson (Bal.)	4
2. Jimmy Garoppolo (SF)	3
Daniel Jones (NYG)	3
Jameis Winston (TB)	3

MOST GAMES w/ 3+ TD PASSES (2019 Season)

1. Lamar Jackson (Bal.)	8
2. Drew Brees (NO)	7
3. Dak Prescott (Dal.)	6
4. Patrick Mahomes (KC)	5
Matthew Stafford (Det.)	5
Deshaun Watson (Hou.)	5
Jameis Winston (TB)	5

TOTAL TOUCHDOWNS / 2019

1. Lamar Jackson (Bal.)	43
2. Russell Wilson (Sea.)	34
Jameis Winston (TB)	34

PASSING TOUCHDOWNS / 2019

1. Lamar Jackson (Bal.)	36
2. Jameis Winston (TB)	33
3. Russell Wilson (Sea.)	31

NFL PASSER RATING / 2019

1. Ryan Tannehill (Ten.)	117.5
2. Drew Brees (NO)	116.3
3. Lamar Jackson (Bal.)	113.3

MOST RUSHING YARDS

(Quarterbacks / Single-Season NFL History)

1. Lamar Jackson (2019)	1,206
2. Michael Vick (2006)	1,039
3. Bobby Douglass (1972)	968
4. Randall Cunningham (1990)	942
5. Michael Vick (2004)	902

QB Lamar Jackson has been spectacular in his last 11 regular season starts, dating back to 2019. Here's a quick look at his key numbers since 11/3/19.

JACKSON'S LAST 11 REGULAR SEASON STARTS

- ✗ 30 TD passes & 1 INT
- ✗ 7 games w/ 3-plus TD passes (including 4 of his past 6)
- ✗ 128.7 overall passer rating
- ✗ 100.0-plus passer rating 9 times
- ✗ 69.2 completion %
- ✗ 2,053 passing yards
- ✗ 812 rushing yards
- ✗ 4 rushing TDs
- ✗ 5 AFC Offensive POW honors
- ✗ 10-1 record

Offensive POW Note

Jackson has won six-career AFC Offensive Player of the Week awards, all coming since the start of 2019. (This figure includes his Week 1 honor vs. Cleveland this year.) Jackson's six Offensive POW awards rank as the NFL's most since 2019, doubling the next best (three) by Dak Prescott, Deshaun Watson and Russell Wilson.

MARK INGRAM II NOTES



**3X
PRO BOWLER**

INGRAM II'S YARDS RANKS NO. 1

Since 2014, RB Mark Ingram II's 5,677 rushing yards and 4.76 YPC average both rank first among active NFL running backs.

NFL RUSHING YARDS / ACTIVE LEADERS SINCE 2014

Rk.	Player	Att.	Yards	Avg.	TDs
1.	Mark Ingram	1,193	5,677	4.76	50
2.	Ezekiel Elliott	1,227	5,624	4.58	43
3.	Todd Gurley	1,314	5,601	4.26	60
4.	LeSean McCoy	1,299	5,593	4.31	34
5.	Frank Gore	1,403	5,524	3.94	19

In 2019 at KC, RB Mark Ingram II produced 3 rushing TDs for the second time (11/12/17) in his standout career. It marked the fifth 3-TD rushing performance ever by a Raven, as Ray Rice (2011), Willis McGahee (2010) and Jamal Lewis (2006 & 2003) also accomplished the feat.

TOUCHDOWN MACHINE

Among active RBs, Mark Ingram II's 50 rushing scores since 2014 are the league's second most (Todd Gurley – 60). Among active RBs overall, his 61 rushing TDs rank as the league's fourth most.

RUSHING TOUCHDOWNS (Active RBs / Since 2014)

- Todd Gurley (Atl.) 60
- Mark Ingram II (Bal.) 50**
- Ezekiel Elliott (Dal.) 43
- Derrick Henry (Ten.) 40
- Latavius Murray (NO) 39

RUSHING TOUCHDOWNS (Active Running Backs)

- Adrian Peterson (Det.) 111
- Frank Gore (NYJ) 79
- LeSean McCoy (TB) 73
- Mark Ingram II (Bal.) 61**
- Todd Gurley (Atl.) 60

2019 NFL RUSHING LEADERS

In 2019, QB Lamar Jackson ranked sixth in the NFL in rushing yards (1,206), while RB Mark Ingram II (1,018) was No. 14.

MOST NFL RUSHING YARDS / 2019 SEASON

Rk.	Player	Att.	Yards	Avg.	TDs	LG
1.	Derrick Henry (Ten.)	303	1,540	5.08	16	74
2.	Nick Chubb (Cle.)	298	1,494	5.01	8	88
3.	Christian McCaffrey (Car.)	287	1,387	4.83	15	84
4.	Ezekiel Elliott (Dal.)	301	1,357	4.51	12	33
5.	Chris Carson (Sea.)	278	1,230	4.42	7	59
6.	Lamar Jackson (Bal.)	176	1,206	6.85	7	47
7.	Leonard Fournette (Jax.)	265	1,152	4.35	3	81
8.	Josh Jacobs (Oak.)	242	1,150	4.75	7	51
9.	Joe Mixon (Cin.)	278	1,137	4.09	5	41
10.	Dalvin Cook (Min.)	250	1,135	4.54	13	75
11.	Marlon Mack (Ind.)	247	1,091	4.42	8	63
12.	Aaron Jones (GB)	236	1,084	4.59	16	56
13.	Carlos Hyde (Hou.)	245	1,070	4.37	6	58
14.	Mark Ingram II (Bal.)	202	1,018	5.04	10	53

X Ingram II has produced at least 6 rushing TDs in six-straight seasons, marking the NFL's longest active streak. Not since Adrian Peterson (seven, from 2007-13) has an NFL player scored at least 6 rushing TDs in six-straight seasons.

X Ingram II tallied four 100-yard rushing games in 2019 and now has 19 overall for his career. In Week 16 at Cleveland, he surpassed the 1,000-yard rushing milestone for the third time in his career.

2019 NFL RUSHING TDs

Rk.	Player	TDs
1.	Derrick Henry (Ten.)	16
	Aaron Jones (GB)	16
3.	Christian McCaffrey (Car.)	15
4.	Dalvin Cook (Min.)	13
5.	Ezekiel Elliott (Dal.)	12
	Todd Gurley (LAR)	12
7.	Mark Ingram II (Bal.)	10

2019 NFL SCRIMMAGE TDs

Rk.	Player	TDs
1.	Aaron Jones (GB)	19
	Christian McCaffrey (Car.)	19
3.	Derrick Henry (Ten.)	18
4.	Mark Ingram II (Bal.)	15

RAVENS SCRIMMAGE TDs

Rk.	Player	TDs
1.	Mark Ingram II (2019)	15
	Ray Rice (2011)	15
3.	Michael Jackson (1996)	14
	Jamal Lewis (2003)	14
	Willis McGahee (2009)	14



MARK INGRAM II

MARK ANDREWS & MARQUISE BROWN NOTES

THE 2019 ANDREWS IMPACT

2019 NFL RECEIVING LEADERS / TIGHT ENDS

RECEIVING YARDS

Rk.	Tight End	Yards
1.	Travis Kelce	1,229
2.	Darren Waller	1,145
3.	George Kittle	1,053
4.	Zach Ertz	.916
5.	Mark Andrews	.852
6.	Austin Hooper	.787
7.	Tyler Higbee	.734

RECEPTIONS

Rk.	Tight End	Rec.
1.	Travis Kelce	97
2.	Darren Waller	90
3.	Zach Ertz	88
4.	George Kittle	85
5.	Austin Hooper	75
6.	Tyler Higbee	69
7.	Mark Andrews	64

REC. TOUCHDOWNS

Rk.	Tight End	TDs
1.	Mark Andrews	10
2.	Jared Cook	9
3.	Darren Fells	7

20+ YARD RECEPTIONS

Rk.	Tight End	20+ Rec.
1.	Mark Andrews	16
	George Kittle	16
3.	Jared Cook	15

TE Mark Andrews owns the two longest receptions by a TE in Ravens history: 74-yarder vs. Oak. (11/25/18) & 68-yarder at LAC (12/22/18).

ALL-TIME GREAT SEASON BY A RAVENS' TE

TE Mark Andrews' 10 TD catches in 2019 ranked No. 1 by a tight end in Ravens single-season history, while his 852 receiving yards were second.

MOST RAVENS RECEIVING YARDS (Single-Season / Tight Ends)

1.	Todd Heap (2005)	.855
2.	Mark Andrews (2019)	.852
3.	Todd Heap (2002)	.836

MOST RAVENS RECEIVING TDS (Single-Season / Tight Ends)

1.	Mark Andrews (2019)	10
2.	Todd Heap (2005)	7
	Dennis Pitta (2012)	7

ANDREWS TOP 3 IN TD CATCHES

Only three Ravens players have ever posted at least 10 receiving TDs in a season, including TE Mark Andrews, whose 2019 Pro Bowl campaign was spectacular.

MOST RAVENS RECEIVING TOUCHDOWNS (Single-Season History)

Rk.	Player (Season)	Rec. TDs
1.	Michael Jackson (1996)	14
2.	Torrey Smith (2014)	11
3.	Mark Andrews (2019)	10

ANDREWS HAS EYES FOR END ZONE

TE Mark Andrews' 12 receiving TDs since 2019 are tied for the NFL's most. Nine of Andrews' scores have come in the red zone, tying for the second most during that span.

NFL RECEIVING TOUCHDOWNS / SINCE 2019

Rk.	Player (Team)	Rec. TDs
1.	Mark Andrews (Bal.)	12
	Mike Evans (TB)	12
	Kenny Golladay (Det.)	12
	Tyler Lockett (Sea.)	12
2.	Cooper Kupp (LAR)	11
	Calvin Ridley (Atl.)	11

ROOKIE BROWN WAS A TD MACHINE

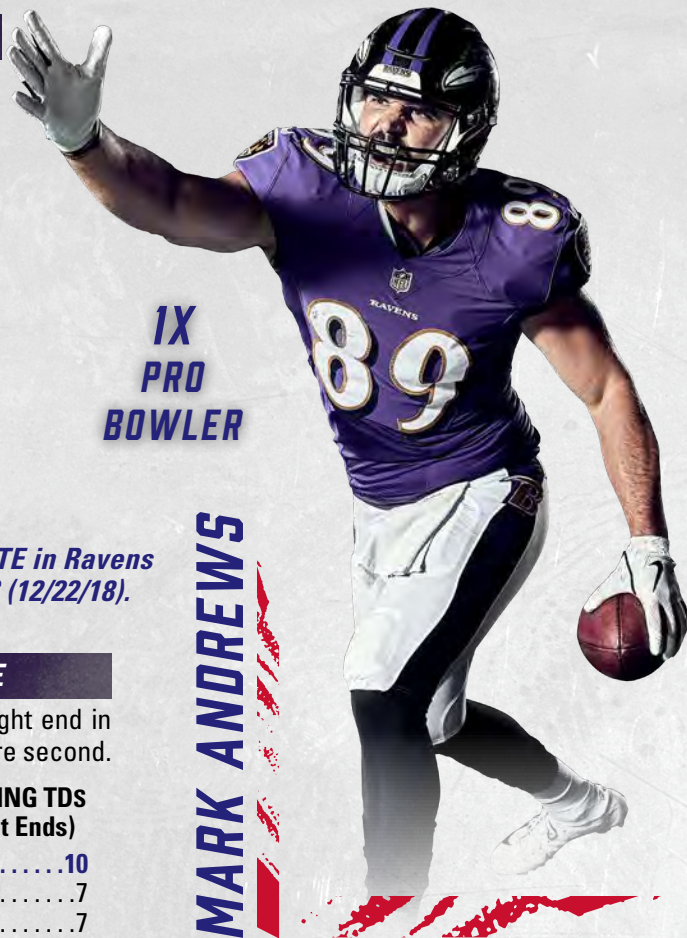
WR Marquise Brown posted 7 TD receptions in 2019, a mark that tied for third among all NFL rookies and ties for first on the Ravens' single-season rookie franchise record list.

RECEIVING TDS (NFL Rookies / 2019)

1.	A.J. Brown (Ten.)	8
	Darius Slayton (NYG)	8
3.	Marquise Brown (Bal.)	7
	Terry McLaurin (Was.)	7
	D.K. Metcalf (Sea.)	7

RAVENS TOUCHDOWNS (Rookies / Single Season)

1.	Marquise Brown (2019)	7
	Marlon Brown (2013)	7
	Torrey Smith (2011)	7
4.	Jamal Lewis (2000)	6



**1X
PRO
BOWLER**

MARK ANDREWS

MARQUISE BROWN



CALAIS CAMPBELL NOTES

BEHIND ENEMY LINES

DE Calais Campbell has played in 189 games, with 171 starts. Campbell ranks first in both categories among active defensive linemen in the league.

MOST GAMES PLAYED / ACTIVE NFL DEFENSIVE LINEMEN

Rk.	Player (Teams)	Games Played
1.	Calais Campbell (Ari./Jax./Bal.)	189
2.	Ndamukong Suh (Det./Mia./LAR/TB)	161
3.	Tyson Alualu (Jax./Pit.)	160
4.	Geno Atkins (Cin.)	153
5.	Carlos Dunlap (Cin.)	151

MOST GAMES STARTED / ACTIVE NFL DEFENSIVE LINEMEN

Rk.	Player (Teams)	Games Started
1.	Calais Campbell (Ari./Jax./Bal.)	171
2.	Ndamukong Suh (Det./Mia./LAR/TB)	161
3.	Cameron Jordan (NO)	146
4.	Jurrell Casey (Ten./Den.)	140
5.	Linval Joseph (Min./LAC)	137
6.	Geno Atkins (Cin.)	134

CALAIS CAMPBELL



1X
FIRST-TEAM
ALL-PRO

3X
SECOND-TEAM
ALL-PRO

5X
PRO BOWLER

2017
PFWA NFL
DEFENSIVE PLAYER
OF THE YEAR

2019
WALTER PAYTON
MAN OF THE YEAR

TACKLES FOR LOSS

Since being drafted in 2008, DE Calais Campbell's 152 tackles for loss rank second in the NFL, trailing only Houston DE J.J. Watt's 160 TFL during that span.

MOST TACKLES FOR LOSS / ACTIVE NFL DEFENDERS

Rk.	Player (Teams)	TFL
1.	J.J. Watt (Hou.)	160
2.	Calais Campbell (Bal.)	152
3.	Von Miller (Den.)	135
4.	Aaron Donald (LAR)	120
5.	Lavonte David (TB)	118

DE Calais Campbell has posted eight multi-sack games since the start of the 2017 season, ranking sixth most in the NFL during that span.

MOST MULTI-SACK GAMES SINCE 2017 ACTIVE NFL DEFENDERS

Rk.	Player (Team)	Games
1.	Aaron Donald (LAR)	15
2.	Cameron Jordan (NO)	13
3.	Chandler Jones (Ari.)	11
4.	Ryan Kerrigan (Was.)	10
5.	Yannick Ngakoue (Min.)	9
6.	Calais Campbell (Bal.)	8

ACTIVE SACK LEADERS

MOST SACKS / ACTIVE NFL DEFENDERS

Rk.	Player (Team)	Sacks
1.	Von Miller (Den.)	106.0
2.	J.J. Watt (Hou.)	98.0
3.	Chandler Jones (Ari.)	97.0
4.	Justin Houston (Ind.)	92.0
	Ryan Kerrigan (Was.)	92.0
6.	Calais Campbell (Bal.)	89.0

FIVE-SACK SEASONS

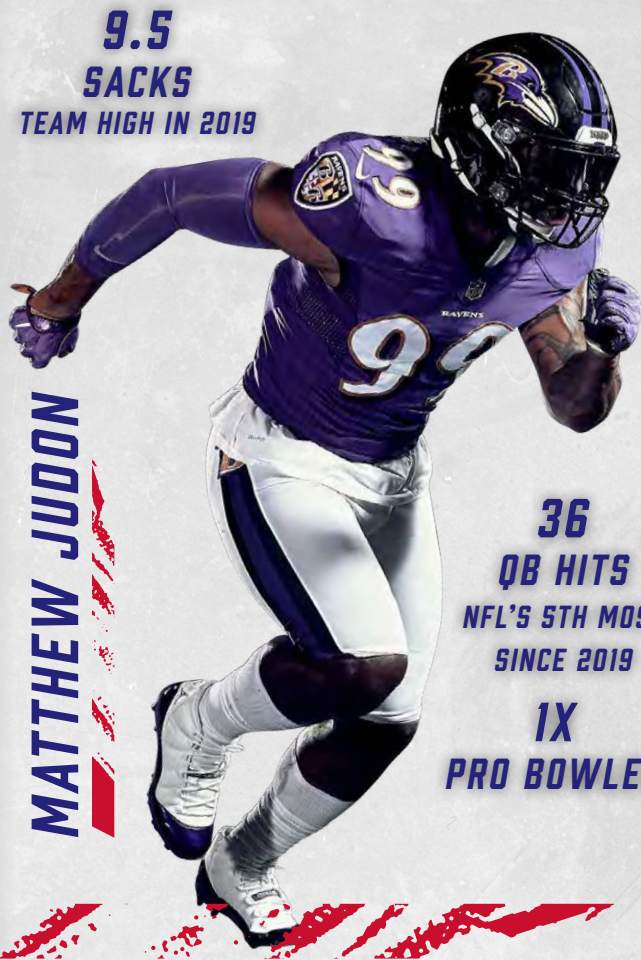
CONSECUTIVE SEASONS WITH AT LEAST 5.0 SACKS ACTIVE NFL DEFENDERS

Rk.	Player (Team)	Seasons
1.	Calais Campbell (Bal.)	11 (2009-19)
2.	Von Miller (Den.)	9 (2011-19)
	Ryan Kerrigan (Was.)	9 (2011-19)

DID YOU KNOW?

- Since 2017, DE Calais Campbell is the only defender in the NFL to register at least 200 tackles and 30.0 sacks.
- In Campbell's 2008 rookie campaign, his team (Ari.) reached the Super Bowl, and in 2017, he played in the AFC Championship game (Jax.).

MATTHEW JUDON & MARCUS PETERS NOTES



MATTHEW JUDON

**9.5
SACKS**

TEAM HIGH IN 2019

**36
QB HITS**
NFL'S 5TH MOST
SINCE 2019

**1X
PRO BOWLER**

ALL-AROUND DEFENDERS

OLB Matthew Judon is one of five NFL defenders to register at least 160 tackles, 70 QB hits, 40 TFL and 20 sacks since 2017.

SINCE 2017 / NFL DEFENDERS WITH AT LEAST 160 TACKLES, 70 QB HITS, 40 TFL & 20 SACKS

Defender	Tackles	Sacks	TFL	QB Hits
Calais Campbell (Bal.)	205	32.5	45	80
Chandler Jones (Ari.)	167	50.0	53	83
Cameron Jordan (NO)	177	40.5	51	75
Matthew Judon (Bal.)	164	24.5	42	74
T.J. Watt (Pit.)	184	38.0	41	80

Note: The 2019 Pro Bowler Judon was one of three NFL defenders (Shaquil Barrett & T.J. Watt) to tally at least 50 tackles, 9 sacks, 30 QB hits & 4 FFs in 2019.

BACKFIELD DISTURBANCE

OLB Matthew Judon has 24.5 sacks since the 2017 campaign, ranking as Baltimore's most. Judon has also posted the Ravens' most QB hits (74) over the past three seasons.

RAVENS SACKS (Since 2017)

1. **Matthew Judon** 24.5
2. Terrell Suggs 18
3. Za'Darius Smith 12
4. Patrick Onwuasor 9.5

(Purple Indicates Current Raven)

RAVENS QB HITS (Since 2017)

1. **Matthew Judon** 74
2. Za'Darius Smith 41
3. Terrell Suggs 35
4. Patrick Onwuasor 19

PICK ARTIST

Since entering the NFL in 2015, CB Marcus Peters' 6 INT-TDs rank No. 1 among all defenders, as do his 28 INTs. In 2019, Peters produced an NFL-best 3 INT-TDs, 2 of which came with Baltimore after his trade from LAR.

NFL INTERCEPTION LEADERS (Since 2015 / Active Players)

1. **Marcus Peters (Bal.)** 28
2. Stephon Gilmore (NE) 19
3. Janoris Jenkins (NO) 17
- Darius Slay (Phi.) 17
- Kevin Byard (Ten.) 17

NFL INT-TD LEADERS (Since 2015 / Active Players)

1. **Marcus Peters (Bal.)** 6
2. Deion Jones (Atl.) 4
3. Six Players 3

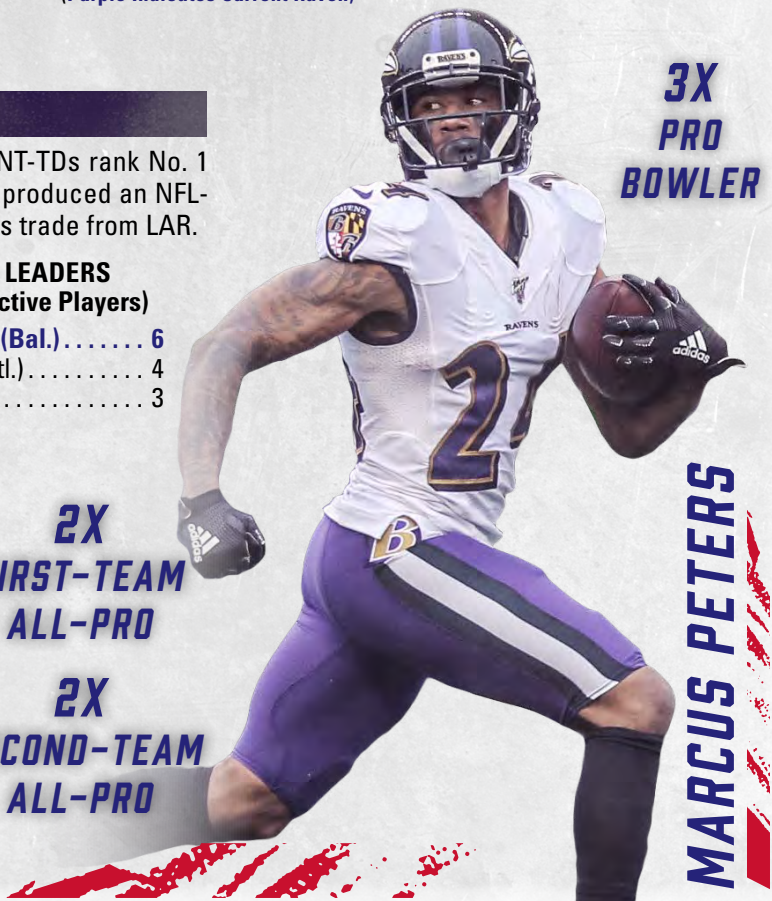
TAKEAWAY MACHINE

- A 2019 first-team All-Pro DB and Pro Bowler, Peters had 5 INTs, tying for the NFL's fourth most. (He had 3 picks with Baltimore & 2 with LAR.)
- Peters has scored 7-career defensive TDs (6 INT & 1 FR), which stand as the NFL's most since 2015.
- Peters has posted an NFL-high 34 total takeaways (28 INTs & 6 FRs) during his career.
- Peters' 6 INT-TDs tie Hall of Famer Lem Barney for the second most by a player in his first five seasons. Only HOFer Ken Houston (9) had more.

**2X
FIRST-TEAM
ALL-PRO**

**2X
SECOND-TEAM
ALL-PRO**

**3X
PRO
BOWLER**



MARCUS PETERS

BRANDON WILLIAMS & MARLON HUMPHREY NOTES

WILLIAMS ANCHORS RUN "D"

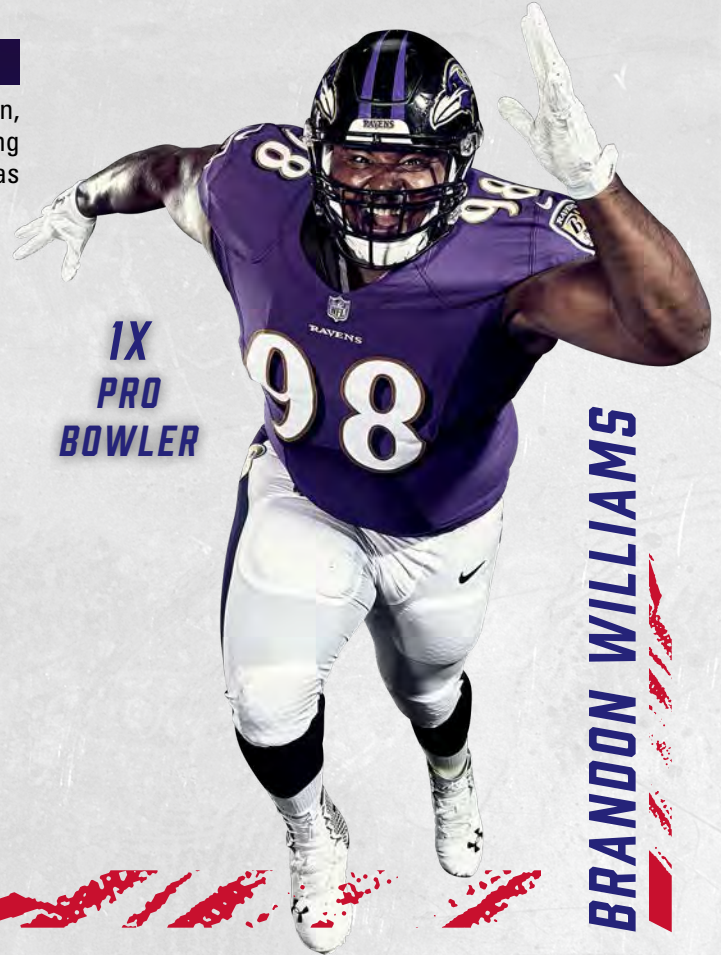
Pro Bowl DT Brandon Williams is one of the NFL's top D-linemen, helping Baltimore regularly produce a stout run defense. Dating back to '14, when he became a full-time starter, Baltimore has been especially stout vs. opposing ground games.

NFL RUSHING YARDS ALLOWED PER GAME (Since 2014)

1. Baltimore Ravens	95.2
2. Pittsburgh Steelers	99.1
Seattle Seahawks	99.1
4. New York Jets	102.1
5. Denver Broncos	102.3

NFL RUSHING AVG. YARDS PER CARRY ALLOWED (Since 2014)

1. New York Jets	3.87
2. Denver Broncos	3.89
3. Baltimore Ravens	3.93
4. Tampa Bay Buccaneers	3.97
5. Seattle Seahawks	4.00



1X
PRO
BOWLER

BRANDON WILLIAMS

1X
PRO BOWLER

1X
FIRST-TEAM
ALL-PRO



MARLON HUMPHREY

RAVENS DEFENDERS / SINCE 2019

INTERCEPTIONS	PASSES DEFENSED	FORCED FUMBLES
1. Marlon Humphrey . . . 4	1. Marlon Humphrey . . . 18	1. Matthew Judon . . . 4
Marcus Peters 4	2. Marcus Peters . . . 13	2. Marlon Humphrey . . 3
3. J. Bynes, E. Thomas . . 2	3. Chuck Clark 9	Chuck Clark 3

MARLON MAKES PLAYS

- ✗ Humphrey, the Ravens' 2017 first-round pick, produced 14 PD in 2019, tying for the NFL's eighth most by a CB. Humphrey earned first-team All-Pro honors at DB and his first Pro Bowl accolade.
- ✗ In 2019, Humphrey had 3 INTs, 14 PD, 2 FFs and 3 FRs, two of which he returned for TDs (70-yarder vs. NE & 18-yarder at Sea.).
- ✗ Humphrey's 70-yard FR-TD vs. NE in Week 9 of the 2019 season is the longest fumble recovery return in Ravens franchise history.
- ✗ On 10/6 at Pittsburgh (2019), Humphrey made a clutch forced fumble on WR JuJu Smith-Schuster and recovered the ball, helping set up K Justin Tucker's game-winning, 46-yard FG in Baltimore's 26-23 OT victory.
- ✗ Humphrey was one of three NFL defenders (Minkah Fitzpatrick & Harrison Smith) to post at least 3 INTs, 2 FFs and 2 FRs (3) in 2019.

JUSTIN TUCKER NOTES

TUCKER RANKS NO. 1

K Justin Tucker, the most accurate kicker ever, owns a 91.0% success mark. In 2019, for the fourth-consecutive season, he scored exactly 141 points. The four 141-point outputs by Tucker tie for the Ravens' single-season scoring record and make him the NFL's only kicker to surpass the 140 mark in each of the past four years (2016-19).

BEST CAREER FIELD GOAL PERCENTAGE (NFL History / Min. 100 Att.)

Rk.	Player	FGM	FGA	Pct.
1.	Justin Tucker (Bal.)	272	299	91.0
2.	Harrison Butker (KC)	101	113	89.4
3.	Josh Lambo (Jax.)	126	142	88.7
4.	Wil Lutz (NO)	125	142	88.0
5.	Chris Boswell (Pit.)	132	151	87.4

TUCKER TIDBITS

- Since PATs were moved back to the 15-yard line in 2015, Tucker (198-of-201) has produced the NFL's second-best PAT percentage (98.5).
- Tucker's 93.1 career FG% when kicking on grass (161-of-173) ranks as the NFL's best of all time.
- Tucker's 94.4 career FG% in the second half/OT (134-of-142) ranks as the NFL's best second half/OT mark of all time.
- Tucker is a seven-time AFC Special Teams Player of the Month, ranking four more than legends S Ed Reed & K Matt Stover for the most POM awards in Ravens history. (Tucker has also earned a team-record 11 AFC ST Player of the Week honors.)
- Tucker's 6 FGs on 12/16/13 at Detroit set a team record and a single-game NFL high in 2013. He became the first NFL kicker ever to connect from the 20-, 30-, 40-, 50- & 60-yard range in a game.

7X
AFC ST PLAYER
OF THE MONTH

TUCKER'S GAME-WINNERS

15

CAREER GAME-WINNING FGs BY K JUSTIN TUCKER

- 2019: Week 13 vs. SF, 49 yds
- 2019: Week 5 at Pit., 46 yds OT
- 2018: Week 11 vs. Cin., 24 yds
- 2016: Week 3 at Jax., 53 yds
- 2016: Week 2 at Cle., 49 yds
- 2015: Week 11 vs. STL, 47 yds
- 2015: Week 8 vs. SD, 39 yds
- 2015: Week 4 at Pit., 52 yds OT
- 2014: Week 3 at Cle., 32 yds
- 2013: Week 15 at Det., 61 yds
- 2013: Week 10 vs. Cin., 46 yds OT
- 2013: Week 5 at Mia., 44 yds
- 2012: Div. at Den., 47 yds 2OT
- 2012: Week 12 at SD, 38 yds OT
- 2012: Week 3 vs. NE, 27 yds

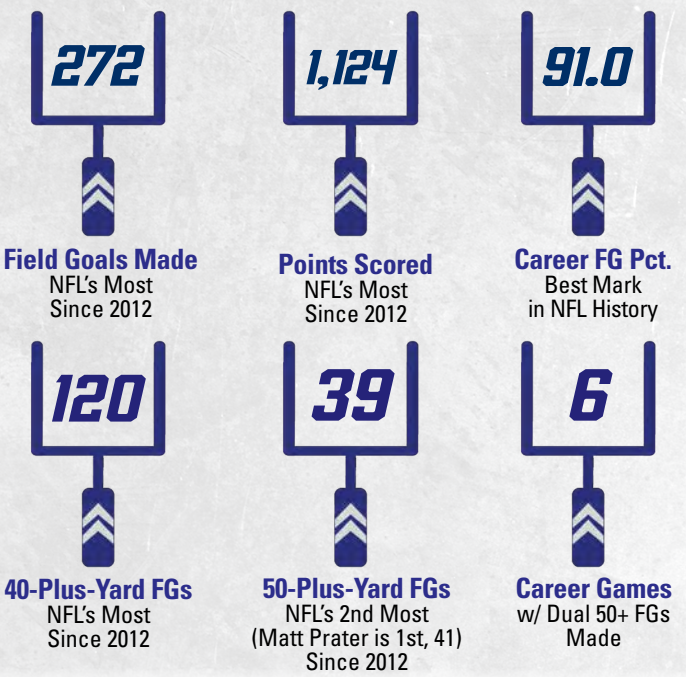


JUSTIN TUCKER

4X
FIRST-TEAM
ALL-PRO

1X
SECOND-TEAM
ALL-PRO

3X
PRO BOWLER



JUSTIN TUCKER NOTES

TUCK'S CHART TALK

MOST FIELD GOALS MADE / SINCE 2012

Rk.	Player (Team)	FGM
1.	Justin Tucker (Bal.)	272
2.	Stephen Gostkowski (Ten.)	242
3.	Stephen Hauschka (Jax.)	223
4.	Matt Prater (Det.)	216
5.	Adam Vinatieri (FA)	212

MOST NFL POINTS / SINCE 2012

Rk.	Player (Team)	Points
1.	Justin Tucker (Bal.)	1,124
2.	Stephen Gostkowski (Ten.)	1,095
3.	Matt Prater (Det.)	978
4.	Mason Crosby (GB)	960
5.	Stephen Hauschka (Jax.)	953

CONSECUTIVE FIELD GOALS MADE (All-Time NFL Streaks)

Rk.	Kicker (Years)	FGs Made
1.	Adam Vinatieri (2015-16)	44
2.	Mike Vanderjagt (2002-04)	42
3.	Gary Anderson (1997-98)	40
4.	Matt Stover (2005-06)	36
5.	Justin Tucker (2015-16)	35
	Adam Vinatieri (2013-14)	35

BEST NFL FIELD GOAL PERCENTAGE (2019 Season)

Rk.	Player (Team)	FGM-FGA	Pct.
1.	Josh Lambo (Jax.)	33-34	97.1
2.	Justin Tucker (Bal.)	28-29	96.6
3.	Chris Boswell (Pit.)	29-31	93.5
4.	Dan Bailey (Min.)	27-29	93.1
5.	Mason Crosby (GB)	22-24	91.7
6.	Harrison Butker (KC)	34-38	89.5

BEST FIELD GOAL PERCENTAGE / ROOKIES (NFL History)

Rk.	Player (Year)	FGM-FGA	Pct.
1.	Michael Badgley (2018)	15-16	93.8
2.	Blair Walsh (2012)	35-38	92.1
3.	Justin Tucker (2012)	30-33	90.9
4.	Harrison Butker (2017)	38-42	90.5
5.	Jason Sanders (2018)	18-20	90.0
6.	Two Players	n/a	88.9

BEST FIELD GOAL PERCENTAGE (Ravens Single-Season History)

Rk.	Player (Year)	FGM-FGA	Pct.
1.	Justin Tucker (2016)	38-39	97.4
2.	Justin Tucker (2019)	28-29	96.6
3.	Matt Stover (2006)	28-30	93.3
4.	Justin Tucker (2013)	38-41	92.7
5.	Justin Tucker (2017)	34-37	91.9

(min. 16 att.)

2016: PERHAPS THE BEST SEASON EVER

- In 2016, All-Pro K Justin Tucker connected on 38 of 39 FGAs (lone miss was a block), posting the fifth-best pct. (97.4) in NFL single-season history. In addition to making 35-straight FGs at one point (tied for fifth-best streak ever), here are facts about his remarkable season, arguably the best ever by a kicker:
- Tucker's 38 FGs made ranked No. 1 in the NFL. He was also 27-of-27 on PATs. An NFL single-season record 24 of Tucker's 38 FGs made in 2016 came from 40 yards or beyond.
- Tucker's 10 FGs of 50-plus yards are a Ravens' single-season record. They tie (Blair Walsh, 2012) for the most in NFL history. (Tucker was a perfect 10-for-10 from 50 yards and out during the 2016 season.)
- Tucker's 141 points ranked second in the league only behind Atlanta's Matt Bryant (158).
- In Week 12 of 2016 vs. Cincy, Tucker became just the ninth kicker in league history to make 3 FGs of 50-plus yards in a single game (52, 57 & 54). He is also the first kicker in NFL history to make 3 FGs of 50-plus yards in the first half of a game. (These feats earned him AFC ST POW honors.)

BEST FG PERCENTAGE / NFL SINGLE-SEASON HISTORY

Rk.	Player (Team)	FGM	FGA	Pct.
1.	Gary Anderson (1998)	35	35	100.0
	Mike Vanderjagt (2003)	37	37	100.0
	Jeff Wilkins (2000)	17	17	100.0
	Tony Zendejas (1991)	17	17	100.0
5.	Justin Tucker (2016)	38	39	97.4

MOST PLAYER OF THE MONTH AWARDS (All NFL Players / Since Award Inception)

Rk.	Player	No.
1.	Tom Brady	10
2.	Peyton Manning	8
	Aaron Rodgers	8
4.	Justin Tucker	7
5.	Brett Favre	6
	Barry Sanders	6
	Bruce Smith	6
	J.J. Watt	6
	Steve Young	6



SIX SEASONS WITH 30 FGs

In 2018, K Justin Tucker became the first kicker in NFL history to produce six seasons with 30-or-more FGs made. He made 35 FGs in 2018. In 2019, he fell just short of 30 with 28 FGs made.

MOST SEASONS WITH 30-PLUS FGs MADE / NFL HISTORY

Rk.	Kicker	Seasons
1.	Justin Tucker (Bal.)	6
2.	David Akers (Phi. & SF)	5
	John Carney (SD, NO & NYG)	5
	Stephen Gostkowski (NE)	5

1,000 Points: In 2019's Week 6 23-17 victory over Cincinnati, K Justin Tucker became the fastest kicker in league history to reach the 1,000-point milestone, doing so in 118 games. (Stephen Gostkowski held the previous record at 119 games.)

SAM KOCH NOTES

SAM IN THE 20

P Sam Koch is the Ravens' all-time leader in punts inside the 20 (409). In 2017, he posted a franchise-record 40 boots inside the 20, which ranked as the NFL's most.

PUNTS INSIDE THE 20 (Ravens All-Time History)

Rk.	Player	In 20
1.	Sam Koch	409
2.	Kyle Richardson	128
3.	Dave Zastudil	89

PUNTS INSIDE THE 20 (Ravens Single Seasons)

Rk.	Player (Year)	In 20
1.	Sam Koch (2017)*	40
2.	Sam Koch (2010)	39
	Kyle Richardson (1999)	39

* In 2017, Koch's 40 punts in the 20 ranked No. 1 in the NFL.

KOCH DOMINATED IN 2017

No punter in 2017 was more dominant at pinning opponents deep in their own territory than P Sam Koch.

PUNTS INSIDE 20

1.	Sam Koch	40
2.	Chris Jones	34
3.	Two Players	33

PUNTS INSIDE 10

1.	Sam Koch	16
2.	Marquette King	14
3.	Three Players	13

PUNTS INSIDE 5

1.	Andy Lee	6
2.	Sam Koch	5
	Three Others	5

RAVENS IRONMAN

RAVENS CONSECUTIVE GAMES PLAYED / ALL-TIME STREAKS

Rk.	Player	Games	Years
1.	Sam Koch	227	2006-present
2.	Jarret Johnson	129	2003-11
3.	Joe Flacco	122	2008-15

BALTIMORE RAVENS MOST ALL-TIME GAMES PLAYED

Rk.	Player	Games	Years
1.	Terrell Suggs	229	2003-2018
2.	Ray Lewis	228	1996-2012
3.	Sam Koch	227	2006-present
4.	Matt Stover	207	1996-2008
5.	Jonathan Ogden	177	1996-2007
	Marshal Yanda	177	2007-2019

ESPN's Kevin Seifert on Koch's arsenal of punts:

"Some are designed to hook toward the sideline with maximum hang time. Others use an intentionally low trajectory to aid coverage teams. He has a knuckler and one kick that drops, from the returner's perspective, roughly in the shape of the letter 'S.' He's debuted a 'boomerang' punt that does just what you would imagine it might. Most, but not all, of these punts are intended to discourage a clean catch and minimize the return. ... Sam Koch and the Ravens have introduced a new way to punt."

RAVENS ALL-TIME LEADER

P Sam Koch owns a 45.4 career gross average and 39.6 career net, both marks that rank first in Ravens history. In 2014, he posted a career-high and team-record 47.4-yard gross (matched again in 2018) and 43.3-yard net average.

CAREER GROSS AVG. (Ravens History)

Rk.	Player	Avg.
1.	Sam Koch	45.4
2.	Greg Montgomery	43.2
3.	Dave Zastudil	41.6

CAREER NET AVG. (Ravens History)

Rk.	Player	Avg.
1.	Sam Koch	39.6
2.	Greg Montgomery	37.2
3.	Kyle Richardson	35.4

PINNING 'EM DEEP

Dating back to 2006, when he entered the NFL, P Sam Koch's 409 punts inside the 20 rank second in the NFL.

NFL PUNTS INSIDE THE 20 / SINCE 2006

Rk.	Player	In 20
1.	Dustin Colquitt (Pit.)	439
2.	Sam Koch (Bal.)	409
3.	Andy Lee (Ari.)	388

1X
PRO BOWLER

1X
SECOND-TEAM
ALL-PRO

SAM KOCH



ALPHABETICAL ROSTER

NO.	NAME	POS.	HT.	WT.	AGE	EXP.	COLLEGE	HOMETOWN	HOW ACQ.
50	Alaka, Otaru	ILB	6-3	239	24	2	Texas A&M	Houston, TX	FA '19
89	Andrews, Mark	TE	6-5	256	25	3	Oklahoma	Scottsdale, AZ	D3b '18
23	Averett, Anthony	CB	5-11	184	25	3	Alabama	Woodbury, NJ	D4a '18
49	Board, Chris	ILB	6-2	237	25	3	North Dakota State	Orlando, FL	FA '18
54	Bowser, Tyus	OLB	6-3	242	25	4	Houston	Tyler, TX	D2 '17
80	Boykin, Miles	WR	6-4	220	23	2	Notre Dame	New Lenox, IL	D3b '19
86	Boyle, Nick	TE	6-4	270	27	6	Delaware	Sussex, NJ	D5a '15
77	Bozeman, Bradley	G/C	6-5	325	25	3	Alabama	Roanoke, AL	D6c '18
67	Bredeson, Ben	G	6-5	315	22	R	Michigan	Hartland, WI	D4 '20
15	Brown, Marquise	WR	5-9	180	23	2	Oklahoma	Hollywood, FL	D1 '19
78	Brown Jr., Orlando	T	6-8	355	24	3	Oklahoma	Baltimore, MD	D3a '18
93	Campbell, Calais	DE	6-8	300	34	13	Miami (Fla.)	Denver, CO	TR (Jax.) '20
36	Clark, Chuck	S	6-0	205	25	4	Virginia Tech	Suffolk, VA	D6 '17
46	Cox, Morgan	LS	6-4	235	34	11	Tennessee	Collierville, TN	FA '10
27	Dobbins, J.K.	RB	5-10	212	21	R	Ohio State	La Grange, TX	D2 '20
13	Duvernay, Devin	WR	5-11	200	23	R	Texas	Sachse, TX	D3b '20
35	Edwards, Gus	RB	6-1	238	25	3	Rutgers	Staten Island, NY	FA '18
32	Elliott, DeShon	S	6-1	210	23	3	Texas	Dallas, TX	D6a '18
71	Ellis, Justin	DT	6-2	350	29	7	Louisiana Tech	Neville, LA	FA '19
45	Ferguson, Jaylon	OLB	6-5	270	24	2	Louisiana Tech	St. Francisville, LA	D3a '19
70	Fluker, D.J.	G	6-5	342	29	8	Alabama	New Orleans, LA	FA '20
58	Fort, L.J.	ILB	6-0	232	30	6	Northern Iowa	Waynesville, MO	FA '19
3	Griffin III, Robert	QB	6-2	213	30	8	Baylor	Copperas Cove, TX	FA '18
40	Harrison, Malik	ILB	6-3	247	22	R	Ohio State	Columbus, OH	D3c '20
43	Hill, Justice	RB	5-10	200	22	2	Oklahoma State	Tulsa, OK	D4a '19
44	Humphrey, Marlon	CB	6-0	197	24	4	Alabama	Hoover, AL	D1 '17
21	Ingram II, Mark	RB	5-9	210	30	10	Alabama	Flint, MI	UFA (NO) '19
8	Jackson, Lamar	QB	6-2	212	23	3	Louisville	Pompano Beach, FL	D1b '18
99	Judon, Matthew	OLB	6-3	261	28	5	Grand Valley State	West Bloomfield, MI	D5 '16
4	Koch, Sam	P	6-1	222	38	15	Nebraska	Seward, NE	D6a '06
41	Levine Sr., Anthony	DB/LB	5-11	207	33	9	Tennessee State	Abbeville, LA	FA '12
92	Madubuike, Justin	DT	6-3	300	22	R	Texas A&M	McKinney, TX	D3a '20
90	McPhee, Pernell	OLB	6-3	269	31	10	Mississippi State	Pahokee, FL	UFA '20
7	McSorley, Trace	QB	6-0	202	25	2	Penn State	Ashburn, VA	D6 '19
65	Mekari, Patrick	G/C	6-4	308	23	2	Cal-Berkeley	Westlake Village, CA	FA '19
10	Moore, Chris	WR/RS	6-1	200	27	5	Cincinnati	Tampa, FL	D4b '16
24	Peters, Marcus	CB	6-0	197	27	6	Washington	Oakland, CA	TR (LAR) '19
74	Phillips, Tyre	G/T	6-5	330	23	R	Mississippi State	Grenada, MS	D3d '20
72	Powers, Ben	G	6-4	310	23	2	Oklahoma	Wichita, KS	D4b '19
11	Proche II, James	WR	5-11	201	24	R	Southern Methodist	Dallas, TX	D6 '20
48	Queen, Patrick	ILB	6-0	232	21	R	Louisiana State	Ventress, LA	D1 '20
42	Ricard, Patrick	FB/DL	6-3	303	26	4	Maine	Spencer, MA	FA '17
28	Richards, Jordan	S	5-11	215	27	6	Stanford	Folsom, CA	FA '19
68	Skura, Matt	C/G	6-3	313	27	4	Duke	Columbus, OH	FA '16
22	Smith, Jimmy	CB	6-2	210	32	10	Colorado	Colton, CA	D1 '11
83	Snead IV, Willie	WR/RS	5-11	200	27	6	Ball State	Muskegon, MI	RSFA NO '18
79	Stanley, Ronnie	T	6-6	315	26	5	Notre Dame	Las Vegas, NV	D1 '16
26	Stone, Geno	S	5-11	207	21	R	Iowa	New Castle, PA	D7 '20
9	Tucker, Justin	K	6-1	183	30	9	Texas	Austin, TX	FA '12
53	Ward, Jihad	DE	6-5	287	26	5	Illinois	Philadelphia, PA	FA '19
96	Washington, Broderick	DT	6-2	305	23	R	Texas Tech	Longview, TX	D5 '20
98	Williams, Brandon	DT	6-1	336	31	8	Missouri Southern St.	Kirkwood, MO	D3 '13
95	Wolfe, Derek	DE	6-5	285	30	9	Cincinnati	East Liverpool, OH	UFA (Den.) '20
Practice Squad (15)									
47	Adams, Jerell	TE	6-5	254	27	4	South Carolina	Pinewood, SC	FA '20
51	Adeoye, Aaron	OLB	6-6	250	27	1	Southeast Missouri State	Marion, IL	FA '19
38	Bonds, Terrell	CB	5-8	182	24	1	Tennessee State	Miami, FL	FA '19
63	Colon-Castillo, Trystan	C	6-3	313	22	R	Missouri	Webb City, MO	FA '20
69	Crawford, Aaron	DT	6-1	315	22	R	North Carolina	Ashburn, VA	FA '20
82	Culkin, Sean	TE	6-5	255	27	3	Missouri	Indian Rocks Beach, FL	FA '20
31	Dorsey, Khalil	CB	5-9	181	22	R	Northern Arizona	Ontario, CA	FA '20
66	Holden, Will	G	6-7	312	27	3	Vanderbilt	Green Cove Springs, FL	FA '19
2	Huntley, Tyler	QB	6-1	196	22	R	Utah	Hallandale Beach, FL	FA '20
81	Moore, Jaylon	WR	5-11	191	23	R	Tennessee-Martin	Memphis, TN	FA '20
60	Moore, Nick	LS	6-2	248	27	1	Georgia	Snellville, GA	FA '20
97	Rivers, Chauncey	OLB	6-2	262	23	R	Mississippi State	Atlanta, GA	FA '20
39	Warrior, Nigel	S	6-1	197	22	R	Tennessee	College Park, GA	FA '20
34	Williams, Ty'Son	RB	6-0	220	24	R	BYU	Sumter, SC	FA '20
87	Wolf, Eli	TE	6-4	238	23	R	Georgia	Minster, OH	FA '20
Reserve/NFIN (1)									
88	Breeland, Jake	TE	6-6	252	24	R	Oregon	Rancho Santa Margarita, CA	FA '20
Injured Reserve (4)									
37	Marshall, Iman	CB	6-1	210	23	2	Southern California	Long Beach, CA	D4c '19
84	Wesley, Antoine	WR	6-4	206	22	1	Texas Tech	Las Vegas, NV	FA '19
18	White, DeAndrew	WR	6-0	195	28	2	Alabama	Houston, TX	FA '20
25	Young, Tavon	CB	5-9	185	26	5	Temple	Oxon Hill, MD	D4a '16
Practice Squad/Injured Reserve (2)									
85	Grimble, Xavier	TE	6-4	261	28	5	Southern California	Las Vegas, NV	FA '20
57	Welch, Kristian	ILB	6-3	240	22	R	Iowa	Iola, WI	FA '20



NUMERICAL ROSTER

NO.	NAME	POS.	HT.	WT.	AGE	EXP.	COLLEGE	HOMETOWN	HOW ACQ.
3	Griffin III, Robert	QB	6-2	213	30	8	Baylor	Copperas Cove, TX	FA '18
4	Koch, Sam	P	6-1	222	38	15	Nebraska	Seward, NE	D6a '06
7	McSorley, Trace	QB	6-0	202	25	2	Penn State	Ashburn, VA	D6 '19
8	Jackson, Lamar	QB	6-2	212	23	3	Louisville	Pompano Beach, FL	D1b '18
9	Tucker, Justin	K	6-1	183	30	9	Texas	Austin, TX	FA '12
10	Moore, Chris	WR/RS	6-1	200	27	5	Cincinnati	Tampa, FL	D4b '16
11	Proche II, James	WR	5-11	201	24	R	Southern Methodist	Dallas, TX	D6 '20
13	Duvernay, Devin	WR	5-11	200	23	R	Texas	Sachse, TX	D3b '20
15	Brown, Marquise	WR	5-9	180	23	2	Oklahoma	Hollywood, FL	D1 '19
21	Ingram II, Mark	RB	5-9	210	30	10	Alabama	Flint, MI	UFA (NO) '19
22	Smith, Jimmy	CB	6-2	210	32	10	Colorado	Colton, CA	D1 '11
23	Averett, Anthony	CB	5-11	184	25	3	Alabama	Woodbury, NJ	D4a '18
24	Peters, Marcus	CB	6-0	197	27	6	Washington	Oakland, CA	TR (LAR) '19
26	Stone, Geno	S	5-11	207	21	R	Iowa	New Castle, PA	D7 '20
27	Dobbins, J.K.	RB	5-10	212	21	R	Ohio State	La Grange, TX	D2 '20
28	Richards, Jordan	S	5-11	215	27	6	Stanford	Folsom, CA	FA '19
32	Elliott, DeShon	S	6-1	210	23	3	Texas	Dallas, TX	D6a '18
35	Edwards, Gus	RB	6-1	238	25	3	Rutgers	Staten Island, NY	FA '18
36	Clark, Chuck	S	6-0	205	25	4	Virginia Tech	Suffolk, VA	D6 '17
40	Harrison, Malik	ILB	6-3	247	22	R	Ohio State	Columbus, OH	D3c '20
41	Levine Sr., Anthony	DB/LB	5-11	207	33	9	Tennessee State	Abbeville, LA	FA '12
42	Ricard, Patrick	FB/DL	6-3	303	26	4	Maine	Spencer, MA	FA '17
43	Hill, Justice	RB	5-10	200	22	2	Oklahoma State	Tulsa, OK	D4a '19
44	Humphrey, Marlon	CB	6-0	197	24	4	Alabama	Hoover, AL	D1 '17
45	Ferguson, Jaylon	OLB	6-5	270	24	2	Louisiana Tech	St. Francisville, LA	D3a '19
46	Cox, Morgan	LS	6-4	235	34	11	Tennessee	Collierville, TN	FA '10
48	Queen, Patrick	ILB	6-0	232	21	R	Louisiana State	Ventress, LA	D1 '20
49	Board, Chris	ILB	6-2	237	25	3	North Dakota State	Orlando, FL	FA '18
50	Alaka, Otaro	ILB	6-3	239	24	2	Texas A&M	Houston, TX	FA '19
53	Ward, Jihad	DE	6-5	287	26	5	Illinois	Philadelphia, PA	FA '19
54	Bowser, Tyus	OLB	6-3	242	25	4	Houston	Tyler, TX	D2 '17
58	Fort, L.J.	ILB	6-0	232	30	6	Northern Iowa	Waynesville, MO	FA '19
65	Mekari, Patrick	G/C	6-4	308	23	2	Cal-Berkeley	Westlake Village, CA	FA '19
67	Bredeson, Ben	G	6-5	315	22	R	Michigan	Hartland, WI	D4 '20
68	Skura, Matt	C/G	6-3	313	27	4	Duke	Columbus, OH	FA '16
70	Fluker, D.J.	G	6-5	342	29	8	Alabama	New Orleans, LA	FA '20
71	Ellis, Justin	DT	6-2	350	29	7	Louisiana Tech	Neville, LA	FA '19
72	Powers, Ben	G	6-4	310	23	2	Oklahoma	Wichita, KS	D4b '19
74	Phillips, Tyre	G/T	6-5	330	23	R	Mississippi State	Grenada, MS	D3d '20
77	Bozeman, Bradley	G/C	6-5	325	25	3	Alabama	Roanoke, AL	D6c '18
78	Brown Jr., Orlando	T	6-8	355	24	3	Oklahoma	Baltimore, MD	D3a '18
79	Stanley, Ronnie	T	6-6	315	26	5	Notre Dame	Las Vegas, NV	D1 '16
80	Boykin, Miles	WR	6-4	220	23	2	Notre Dame	New Lenox, IL	D3b '19
83	Snead IV, Willie	WR/RS	5-11	200	27	6	Ball State	Muskegon, MI	RSFA NO '18
86	Boyle, Nick	TE	6-4	270	27	6	Delaware	Sussex, NJ	D5a '15
89	Andrews, Mark	TE	6-5	256	25	3	Oklahoma	Scottsdale, AZ	D3b '18
90	McPhee, Pernell	OLB	6-3	269	31	10	Mississippi State	Pahokee, FL	UFA '20
92	Madubuike, Justin	DT	6-3	300	22	R	Texas A&M	McKinney, TX	D3a '20
93	Campbell, Calais	DE	6-8	300	34	13	Miami (Fla.)	Denver, CO	TR (Jax.) '20
95	Wolfe, Derek	DE	6-5	285	30	9	Cincinnati	East Liverpool, OH	UFA (Den.) '20
96	Washington, Broderick	DT	6-2	305	23	R	Texas Tech	Longview, TX	D5 '20
98	Williams, Brandon	DT	6-1	336	31	8	Missouri Southern St.	Kirkwood, MO	D3 '13
99	Judon, Matthew	OLB	6-3	261	28	5	Grand Valley State	West Bloomfield, MI	D5 '16
Practice Squad (15)									
2	Huntley, Tyler	QB	6-1	196	22	R	Utah	Hallandale Beach, FL	FA '20
31	Dorsey, Khalil	CB	5-9	181	22	R	Northern Arizona	Ontario, CA	FA '20
34	Williams, Ty'Son	RB	6-0	220	24	R	BYU	Sumter, SC	FA '20
38	Bonds, Terrell	CB	5-8	182	24	1	Tennessee State	Miami, FL	FA '19
39	Warrior, Nigel	S	6-1	197	22	R	Tennessee	College Park, GA	FA '20
47	Adams, Jerell	TE	6-5	254	27	4	South Carolina	Pinewood, SC	FA '20
51	Adeoye, Aaron	OLB	6-6	250	27	1	Southeast Missouri State	Marion, IL	FA '19
60	Moore, Nick	LS	6-2	248	27	1	Georgia	Snellville, GA	FA '20
63	Colon-Castillo, Trystan	C	6-3	313	22	R	Missouri	Webb City, MO	FA '20
66	Holden, Will	G	6-7	312	27	3	Vanderbilt	Green Cove Springs, FL	FA '19
69	Crawford, Aaron	DT	6-1	315	22	R	North Carolina	Ashburn, VA	FA '20
81	Moore, Jaylon	WR	5-11	191	23	R	Tennessee-Martin	Memphis, TN	FA '20
82	Culkin, Sean	TE	6-5	255	27	3	Missouri	Indian Rocks Beach, FL	FA '20
87	Wolf, Eli	TE	6-4	238	23	R	Georgia	Minster, OH	FA '20
97	Rivers, Chauncey	OLB	6-2	262	23	R	Mississippi State	Atlanta, GA	FA '20
Reserve/NFIN (1)									
88	Breeland, Jake	TE	6-6	252	24	R	Oregon	Rancho Santa Margarita, CA	FA '20
Injured Reserve (4)									
18	White, DeAndrew	WR	6-0	195	28	2	Alabama	Houston, TX	FA '20
25	Young, Tavon	CB	5-9	185	26	5	Temple	Oxon Hill, MD	D4a '16
37	Marshall, Iman	CB	6-1	210	23	2	Southern California	Long Beach, CA	D4c '19
84	Wesley, Antoine	WR	6-4	206	22	1	Texas Tech	Las Vegas, NV	FA '19
Practice Squad/Injured Reserve (2)									
57	Welch, Kristian	ILB	6-3	240	22	R	Iowa	Iola, WI	FA '20
85	Grimble, Xavier	TE	6-4	261	28	5	Southern California	Las Vegas, NV	FA '20



POSITIONAL ROSTER

QUARTERBACKS (4)

NO.	NAME	POS.	HT.	WT.	AGE	EXP.	COLLEGE	HOMETOWN	HOW ACQ.
2	Tyler Huntley (PS)	QB	6-1	196	22	R	Utah	Hallandale Beach, FL	FA '20
3	Robert Griffin III	QB	6-2	213	30	8	Baylor	Copperas Cove, TX	FA '18
7	Trace McSorley	QB	6-0	202	25	2	Penn State	Ashburn, VA	D6 '19
8	Lamar Jackson	QB	6-2	212	23	3	Louisville	Pompano Beach, FL	D1b '18

RUNNING BACKS (6)

NO.	NAME	POS.	HT.	WT.	AGE	EXP.	COLLEGE	HOMETOWN	HOW ACQ.
21	Mark Ingram II	RB	5-9	210	30	10	Alabama	Flint, MI	UFA (NO) '19
27	J.K. Dobbins	RB	5-10	212	21	R	Ohio State	La Grange, TX	D2 '20
34	Ty Son Williams (PS)	RB	6-0	220	24	R	BYU	Sumter, SC	FA '20
35	Gus Edwards	RB	6-1	238	25	3	Rutgers	Staten Island, NY	FA '18
42	Patrick Ricard	FB/DL	6-3	303	26	4	Maine	Spencer, MA	FA '17
43	Justice Hill	RB	5-10	200	22	2	Oklahoma State	Tulsa, OK	D4a '19

WIDE RECEIVERS (9)

NO.	NAME	POS.	HT.	WT.	AGE	EXP.	COLLEGE	HOMETOWN	HOW ACQ.
10	Chris Moore	WR/RS	6-1	200	27	5	Cincinnati	Tampa, FL	D4b '16
11	James Proche II	WR	5-11	201	24	R	Southern Methodist	Dallas, TX	D6 '20
13	Devin Duvernay	WR	5-11	200	23	R	Texas	Sachse, TX	D3b '20
15	Marquise Brown	WR	5-9	180	23	2	Oklahoma	Hollywood, FL	D1 '19
18	DeAndrew White (IR)	WR	6-0	195	28	2	Alabama	Houston, TX	FA '20
80	Miles Boykin	WR	6-4	220	23	2	Notre Dame	New Lenox, IL	D3b '19
81	Jaylon Moore (PS)	WR	5-11	191	23	R	Tennessee-Martin	Memphis, TN	FA '20
83	Willie Snead IV	WR/RS	5-11	200	27	6	Ball State	Muskegon, MI	RSFA NO '18
84	Antoine Wesley (IR)	WR	6-4	206	22	1	Texas Tech	Las Vegas, NV	FA '19

TIGHT ENDS (7)

NO.	NAME	POS.	HT.	WT.	AGE	EXP.	COLLEGE	HOMETOWN	HOW ACQ.
47	Jerrell Adams (PS)	TE	6-5	254	27	4	South Carolina	Pinewood, SC	FA '20
82	Sean Culklin (PS)	TE	6-5	255	27	3	Missouri	Indian Rocks Beach, FL	FA '20
85	Xavier Grimble (PSIR)	TE	6-4	261	28	5	Southern California	Las Vegas, NV	FA '20
86	Nick Boyle	TE	6-4	270	27	6	Delaware	Sussex, NJ	D5a '15
87	Eli Wolf (PS)	TE	6-4	238	23	R	Georgia	Minster, OH	FA '20
88	Jake Breeland (R/NFIN)	TE	6-6	252	24	R	Oregon	Rancho Santa Margarita, CA	FA '20
89	Mark Andrews	TE	6-5	256	25	3	Oklahoma	Scottsdale, AZ	D3b '18

OFFENSIVE LINE (11)

NO.	NAME	POS.	HT.	WT.	AGE	EXP.	COLLEGE	HOMETOWN	HOW ACQ.
63	Trystan Colon-Castillo (PS)	C	6-3	313	22	R	Missouri	Webb City, MO	FA '20
65	Patrick Mekari	G/C	6-4	308	23	2	Cal-Berkeley	Westlake Village, CA	FA '19
66	Will Holden (PS)	G	6-7	312	27	3	Vanderbilt	Green Cove Springs, FL	FA '19
67	Ben Bredeson	G	6-5	315	22	R	Michigan	Hartland, WI	D4 '20
68	Matt Skura	C/G	6-3	313	27	4	Duke	Columbus, OH	FA '16
70	D.J. Fluker	G	6-5	342	29	8	Alabama	New Orleans, LA	FA '20
72	Ben Powers	G	6-4	310	23	2	Oklahoma	Wichita, KS	D4b '19
74	Tyre Phillips	G/T	6-5	330	23	R	Mississippi State	Grenada, MS	D3d '20
77	Bradley Bozeman	G/C	6-5	325	25	3	Alabama	Roanoke, AL	D6c '18
78	Orlando Brown Jr.	T	6-8	355	24	3	Oklahoma	Baltimore, MD	D3a '18
79	Ronnie Stanley	T	6-6	315	26	5	Notre Dame	Las Vegas, NV	D1 '16

LINEBACKERS (12)

NO.	NAME	POS.	HT.	WT.	AGE	EXP.	COLLEGE	HOMETOWN	HOW ACQ.
40	Malik Harrison	ILB	6-3	247	22	R	Ohio State	Columbus, OH	D3c '20
45	Jaylon Ferguson	OLB	6-5	270	24	2	Louisiana Tech	St. Francisville, LA	D3a '19
48	Patrick Queen	ILB	6-0	232	21	R	Louisiana State	Ventress, LA	D1 '20
49	Chris Board	ILB	6-2	237	25	3	North Dakota State	Orlando, FL	FA '18
50	Otaro Alaka	ILB	6-3	239	24	2	Texas A&M	Houston, TX	FA '19
51	Aaron Adeoye (PS)	OLB	6-6	250	27	1	Southeast Missouri State	Marion, IL	FA '19
54	Tyus Bowser	OLB	6-3	242	25	4	Houston	Tyler, TX	D2 '17
57	Kristian Welch (PSIR)	ILB	6-3	240	22	R	Iowa	Iola, WI	FA '20
58	L.J. Fort	ILB	6-0	232	30	6	Northern Iowa	Waynesville, MO	FA '19
90	Pernell McPhee	OLB	6-3	269	31	10	Mississippi State	Pahokee, FL	UFA '20
97	Chauncey Rivers (PS)	OLB	6-2	262	23	R	Mississippi State	Atlanta, GA	FA '20
99	Matthew Judon	OLB	6-3	261	28	5	Grand Valley State	West Bloomfield, MI	D5 '16

DEFENSIVE BACKS (14)

NO.	NAME	POS.	HT.	WT.	AGE	EXP.	COLLEGE	HOMETOWN	HOW ACQ.
22	Jimmy Smith	CB	6-2	210	32	10	Colorado	Colton, CA	D1 '11
23	Anthony Averett	CB	5-11	184	25	3	Alabama	Woodbury, NJ	D4a '18
24	Marcus Peters	CB	6-0	197	27	6	Washington	Oakland, CA	TR (LAR) '19
25	Tavon Young (IR)	CB	5-9	185	26	5	Temple	Oxon Hill, MD	D4a '16
26	Geno Stone	S	5-11	207	21	R	Iowa	New Castle, PA	D7 '20
28	Jordan Richards	S	5-11	215	27	6	Stanford	Folsom, CA	FA '19
31	Khalil Dorsey (PS)	CB	5-9	181	22	R	Northern Arizona	Ontario, CA	FA '20
32	DeShon Elliott	S	6-1	210	23	3	Texas	Dallas, TX	D6a '18
36	Chuck Clark	S	6-0	205	25	4	Virginia Tech	Suffolk, VA	D6 '17
37	Iman Marshall (IR)	CB	6-1	210	23	2	Southern California	Long Beach, CA	D4c '19
38	Terrell Bonds (PS)	CB	5-8	182	24	1	Tennessee State	Miami, FL	FA '19
39	Nigel Warrior (PS)	S	6-1	197	22	R	Tennessee	College Park, GA	FA '20
41	Anthony Levine Sr.	DB/LB	5-11	207	33	9	Tennessee State	Abbeville, LA	FA '12
44	Marlon Humphrey	CB	6-0	197	24	4	Alabama	Hoover, AL	D1 '17

DEFENSIVE LINE (8)

NO.	NAME	POS.	HT.	WT.	AGE	EXP.	COLLEGE	HOMETOWN	HOW ACQ.
53	Jihad Ward	DE	6-5	287	26	5	Illinois	Philadelphia, PA	FA '19
69	Aaron Crawford (PS)	DT	6-1	315	22	R	North Carolina	Ashburn, VA	FA '20
71	Justin Ellis	DT	6-2	350	29	7	Louisiana Tech	Neville, LA	FA '19
92	Justin Madubuike	DT	6-3	300	22	R	Texas A&M	McKinney, TX	D3a '20
93	Calais Campbell	DE	6-8	300	34	13	Miami (Fla.)	Denver, CO	TR (Jax.) '20
95	Derek Wolfe	DE	6-5	285	30	9	Cincinnati	East Liverpool, OH	UFA (Den.) '20
96	Broderick Washington	DT	6-2	305	23	R	Texas Tech	Longview, TX	D5 '20
98	Brandon Williams	DT	6-1	336	31	8	Missouri Southern St.	Kirkwood, MO	D3 '13

SPECIALISTS (4)

NO.	NAME	POS.	HT.	WT.	AGE	EXP.	COLLEGE	HOMETOWN	HOW ACQ.
4	Sam Koch	P	6-1	222	38	15	Nebraska	Seward, NE	D6a '06
9	Justin Tucker	K	6-1	183	30	9	Texas	Austin, TX	FA '12
46	Morgan Cox	LS	6-4	235	34	11	Tennessee	Collierville, TN	FA '10
60	Nick Moore (PS)	LS	6-2	248	27	1	Georgia	Snellville, GA	FA '20



DEPTH CHART

Compiled by Ravens PR staff on Sept. 29

OFFENSE

WR	83	Willie Snead IV	80	Miles Boykin	<u>13</u>	<u>Devin Duvernay</u>
WR	15	Marquise Brown	10	Chris Moore*	<u>11</u>	<u>James Proche II</u>
LT	79	Ronnie Stanley	70	D.J. Fluker		
LG	77	Bradley Bozeman	72	Ben Powers	<u>67</u>	<u>Ben Bredeson</u>
C	68	Matt Skura	65	Patrick Mekari		
RG	<u>74</u>	<u>Tyre Phillips</u>	70	D.J. Fluker		
RT	78	Orlando Brown Jr.	70	D.J. Fluker		
TE	89	Mark Andrews - or -	86	Nick Boyle		
QB	8	Lamar Jackson	3	Robert Griffin III	7	Trace McSorley
FB	42	Patrick Ricard				
RB	21	Mark Ingram II	35	Gus Edwards - or -	<u>27</u>	<u>J.K. Dobbins</u> 43 Justice Hill

DEFENSE

DT	93	Calais Campbell	<u>92</u>	<u>Justin Madubuike*</u>	<u>96</u>	<u>Broderick Washington</u>
NT	98	Brandon Williams	71	Justin Ellis		
DE	95	Derek Wolfe	53	Jihad Ward		
RUSH	90	Pernell McPhee	45	Jaylon Ferguson		
MLB	<u>48</u>	<u>Patrick Queen</u>	50	Otaro Alaka		
WLB	58	L.J. Fort - or -	<u>40</u>	<u>Malik Harrison</u>	49	Chris Board
SAM	99	Matthew Judon	54	Tyus Bowser		
LCB	44	Marlon Humphrey	23	Anthony Averett		
SS	36	Chuck Clark	41	Anthony Levine Sr.	28	Jordan Richards
FS	32	DeShon Elliott	<u>26</u>	<u>Geno Stone</u>		
RCB	24	Marcus Peters	22	Jimmy Smith		

SPECIAL TEAMS

P	4	Sam Koch				
K	9	Justin Tucker				
H	4	Sam Koch				
LS	46	Morgan Cox				
KOR	<u>13</u>	<u>Devin Duvernay</u>	10	Chris Moore*	43	Justice Hill <u>11</u> <u>James Proche II</u>
PR	<u>11</u>	<u>James Proche II</u>	83	Willie Snead IV	15	Marquise Brown

All Rookies Underlined *Injured

PRONUNCIATIONS

PLAYERS: Aaron Adeoye (uh-DAY-oh-yay); Otaro Alaka (oh-TARE-oh); Calais Campbell (cuh-LAY-us); Khalil Dorsey (kuh-LIL); Devin Duvernay (DOO-ver-nay); Matthew Judon (JOO-don); Sam Koch (Cook); Anthony Levine Sr. (luh-VEEN); Justin Madubuike (mad-uh-BEE-kay); Patrick Mekari (muh-CARE-ee); James Proche (pro-SHAY); Matt Skura (SKUR-uh); Jihad Ward (JUH-hahd); Tavon Young (TAY-von) **COACHES:** Richard Angulo (an-GOO-low); Andy Bischoff (BISH-off); Joe D'Alessandris (dell-ah-SAN-dress); Craig Ver Steeg (ver-STEGG); T.J. Weist (WEEST)

COACHING STAFF

John Harbaugh - Head Coach	Chris Hewitt - Pass Defense Coordinator
Chris Horton - Special Teams Coordinator	Sterling Lucas - Defensive Asst./D-line
Don Martindale - Defensive Coordinator	Mike Macdonald - Linebackers Coach
Greg Roman - Offensive Coordinator	Jesse Minter - Defensive Backs Coach
David Culley - Asst. Head Coach/Pass Coord./WRs	Steve Saunders - Head Strength & Conditioning Coach
Richard Angulo - Asst. Offensive Line Coach	James Urban - Quarterbacks Coach
Andy Bischoff - Asst. Tight Ends Coach	Craig Ver Steeg - Sr. Assistant/RBs
Randy Brown - Special Teams Coach	Anthony Watson - Asst. Strength & Conditioning Coach
Joe Cullen - Defensive Line Coach	Matt Weiss - Running Backs Coach
Joe D'Alessandris - Offensive Line Coach	T.J. Weist - Asst. Special Teams Coach
Bobby Ingram - Tight Ends Coach	Drew Wilkins - Outside Linebackers Coach

HOW THE RAVENS ARE BUILT

YEAR	DRAFTEES (34)	FREE AGENTS (17)	ROOKIE FREE AGENT (22)	TRADES/WAIVERS (2)
2006	P Sam Koch (6a)			
2010			LS Morgan Cox (FA '10)	
2011	CB Jimmy Smith (1)			
2012		DB/LB Anthony Levine Sr. (FA '12)	K Justin Tucker (FA '12)	
2013	DT Brandon Williams (3)			
2015	TE Nick Boyle (5a)			
2016	T Ronnie Stanley (1) CB Tavon Young (4a) * WR/RS Chris Moore (4b) OLB Matthew Judon (5)		C/G Matt Skura (FA '16)	
2017	CB Marlon Humphrey (1) OLB Tyus Bowser (2) S Chuck Clark (6)		FB/DL Patrick Ricard (FA '17)	
2018	QB Lamar Jackson (1b) T Orlando Brown Jr. (3a) TE Mark Andrews (3b) CB Anthony Averett (4a) S DeShon Elliott (6a) G/C Bradley Bozeman (6c)	QB Robert Griffin III (FA '18) WR/RS Willie Snead IV (RSFA NO '18)	ILB Chris Board (FA '18) RB Gus Edwards (FA '18)	
2019	WR Marquise Brown (1) OLB Jaylon Ferguson (3a) WR Miles Boykin (3b) RB Justice Hill (4a) G Ben Powers (4b) CB Iman Marshall (4c) * QB Trace McSorley (6)	DT Justin Ellis (FA '19) ILB L.J. Fort (FA '19) G Will Holden (FA '19) ^ RB Mark Ingram II (UFA NO '19) S Jordan Richards (FA '19) DE Jihad Ward (FA '19)	OLB Aaron Adeoye (FA '19) ^ ILB Otaru Alaka (FA '19) CB Terrell Bonds (FA '19) ^ G/C Patrick Mekari (FA '19) WR Antoine Wesley (FA '19) *	CB Marcus Peters (TR LAR '19)
2020	ILB Patrick Queen (1) RB J.K. Dobbins (2) DT Justin Madubuike (3a) WR Devin Duvernay (3b) ILB Malik Harrison (3c) G/T Tyre Phillips (3d) G Ben Bredeson (4) DT Broderick Washington (5) WR James Proche II (6) S Geno Stone (7)	TE Jerell Adams (FA '20) ^ TE Sean Culkin (FA '20) ^ G D.J. Fluker (FA '20) TE Xavier Grimble (FA '20) Σ OLB Pernell McPhee (UFA '20) LS Nick Moore (FA '20) ^ WR DeAndrew White (FA '20) * DE Derek Wolfe (UFA Den. '20)	TE Jake Breeland (FA '20) δ C Trystan Colon-Castillo (FA '20) ^ DT Aaron Crawford (FA '20) ^ CB Khalil Dorsey (FA '20) ^ QB Tyler Huntley (FA '20) ^ WR Jaylon Moore (FA '20) ^ OLB Chauncey Rivers (FA '20) ^ S Nigel Warrior (FA '20) ^ ILB Kristian Welch (FA '20) Σ RB Ty'Son Williams (FA '20) ^ TE Eli Wolf (FA '20) ^	DE Calais Campbell (TR Jax. '20)

Key: *Injured Reserve, ^Practice Squad, RFA = Rookie Free Agent, RSFA = Restricted Free Agent, TR = Trade, UFA = Unrestricted Free Agent, δ = Reserve/NFI, Σ = Practice Squad Injured Reserve

PARTICIPATION CHART

PLAYERS	CLE	@ HOU	KC	@ WAS	CIN	@ PHI	PIT	@ IND	@ NE	TEN	@ PIT	DAL	@ CLE	JAX	NYG	@ CIN	GP	GS	DNP	IN
Adams, Jerrell	PS	PS	PS	-	-	-	-	-	-	-	-	-	-	-	-	-	0	0	0	0
Adeoye, Aaron	PS	PS	PS	-	-	-	-	-	-	-	-	-	-	-	-	-	0	0	0	0
Alaka, Otaru	P	P	P	-	-	-	-	-	-	-	-	-	-	-	-	-	3	0	0	0
Andrews, Mark	P	P	P	-	-	-	-	-	-	-	-	-	-	-	-	-	3	0	0	0
Averett, Anthony	P	P	P	-	-	-	-	-	-	-	-	-	-	-	-	-	3	0	0	0
Board, Chris	P	P	P	-	-	-	-	-	-	-	-	-	-	-	-	-	3	0	0	0
Bonds, Terrell	PS	PS	P	-	-	-	-	-	-	-	-	-	-	-	-	-	1	0	0	0
Bowser, Tyus	P	P	P	-	-	-	-	-	-	-	-	-	-	-	-	-	3	0	0	0
Boykin, Miles	WR	WR	P	-	-	-	-	-	-	-	-	-	-	-	-	-	3	2	0	0
Boyle, Nick	TE	TE	TE	-	-	-	-	-	-	-	-	-	-	-	-	-	3	3	0	0
Bozeman, Bradley	LG	LG	LG	-	-	-	-	-	-	-	-	-	-	-	-	-	3	3	0	0
Bredeson, Ben	N	N	N	-	-	-	-	-	-	-	-	-	-	-	-	-	0	0	0	3
Breeland, Jake	R/NFIN	R/NFIN	R/NFIN	-	-	-	-	-	-	-	-	-	-	-	-	-	0	0	0	0
Brown, Marquise	P	WR	WR	-	-	-	-	-	-	-	-	-	-	-	-	-	3	2	0	0
Brown Jr., Orlando	RT	RT	RT	-	-	-	-	-	-	-	-	-	-	-	-	-	3	3	0	0
Campbell, Calais	DT	DT	DT	-	-	-	-	-	-	-	-	-	-	-	-	-	3	3	0	0
Clark, Chuck	SS	SS	SS	-	-	-	-	-	-	-	-	-	-	-	-	-	3	3	0	0
Colon-Castillo, T.	PS	PS	PS	-	-	-	-	-	-	-	-	-	-	-	-	-	0	0	0	0
Cox, Morgan	P	P	P	-	-	-	-	-	-	-	-	-	-	-	-	-	3	0	0	0
Crawford, Aaron	PS	PS	PS	-	-	-	-	-	-	-	-	-	-	-	-	-	0	0	0	0
Culkin, Sean	NOT	NOT	PS	-	-	-	-	-	-	-	-	-	-	-	-	-	0	0	0	0
Dobbins, J.K.	P	P	P	-	-	-	-	-	-	-	-	-	-	-	-	-	3	0	0	0
Dorsey, Khalil	PS	PS	P	-	-	-	-	-	-	-	-	-	-	-	-	-	1	0	0	0
Duvernay, Devin	P	P	P	-	-	-	-	-	-	-	-	-	-	-	-	-	3	0	0	0
Edwards, Gus	P	P	P	-	-	-	-	-	-	-	-	-	-	-	-	-	3	0	0	0
Elliott, DeShon	FS	FS	FS	-	-	-	-	-	-	-	-	-	-	-	-	-	3	3	0	0
Ellis, Justin	P	P	P	-	-	-	-	-	-	-	-	-	-	-	-	-	3	0	0	0
Ferguson, Jaylon	P	P	P	-	-	-	-	-	-	-	-	-	-	-	-	-	3	0	0	0
Fluker, D.J.	P	P	P	-	-	-	-	-	-	-	-	-	-	-	-	-	3	0	0	0
Fort, L.J.	P	WLB	WLB	-	-	-	-	-	-	-	-	-	-	-	-	-	3	2	0	0
Griffin III, Robert	P	P	X	-	-	-	-	-	-	-	-	-	-	-	-	-	2	0	1	0
Grimble, Xavier	NOT	PS	PSIR	-	-	-	-	-	-	-	-	-	-	-	-	-	0	0	0	0
Harrison, Malik	WLB	WLB	P	-	-	-	-	-	-	-	-	-	-	-	-	-	3	2	0	0
Hill, Justice	N	N	N	-	-	-	-	-	-	-	-	-	-	-	-	-	0	0	0	3
Holden, Will	PS	PS	PS	-	-	-	-	-	-	-	-	-	-	-	-	-	0	0	0	0
Humphrey, Marlon	LCB	LCB	DB	-	-	-	-	-	-	-	-	-	-	-	-	-	3	3	0	0
Huntley, Tyler	PS	PS	PS	-	-	-	-	-	-	-	-	-	-	-	-	-	0	0	0	0
Ingram II, Mark	RB	RB	RB	-	-	-	-	-	-	-	-	-	-	-	-	-	3	3	0	0
Jackson, Lamar	QB	QB	QB	-	-	-	-	-	-	-	-	-	-	-	-	-	3	3	0	0
Judon, Matthew	SAM	SAM	SAM	-	-	-	-	-	-	-	-	-	-	-	-	-	3	3	0	0
Koch, Sam	P	P	P	-	-	-	-	-	-	-	-	-	-	-	-	-	3	0	0	0
Levine Sr., Anthony	P	DB	P	-	-	-	-	-	-	-	-	-	-	-	-	-	3	1	0	0
Madubuike, Justin	N	N	N	-	-	-	-	-	-	-	-	-	-	-	-	-	0	0	0	3
Marshall, Iman	IR	IR	IR	-	-	-	-	-	-	-	-	-	-	-	-	-	0	0	0	0
McPhee, Pernell	RUSH	RUSH	RUSH	-	-	-	-	-	-	-	-	-	-	-	-	-	3	3	0	0
McSorley, Trace	N	N	N	-	-	-	-	-	-	-	-	-	-	-	-	-	0	0	0	3
Mekari, Patrick	P	P	P	-	-	-	-	-	-	-	-	-	-	-	-	-	3	0	0	0
Moore, Chris	N	N	N	-	-	-	-	-	-	-	-	-	-	-	-	-	0	0	0	3
Moore, Jaylon	PS	PS	PS	-	-	-	-	-	-	-	-	-	-	-	-	-	0	0	0	0
Moore, Nick	PS	PS	PS	-	-	-	-	-	-	-	-	-	-	-	-	-	0	0	0	0
Peters, Marcus	RCB	RCB	LCB	-	-	-	-	-	-	-	-	-	-	-	-	-	3	3	0	0
Phillips, Tyre	RG	RG	RG	-	-	-	-	-	-	-	-	-	-	-	-	-	3	3	0	0
Powers, Ben	P	P	P	-	-	-	-	-	-	-	-	-	-	-	-	-	3	0	0	0
Proche II, James	P	P	P	-	-	-	-	-	-	-	-	-	-	-	-	-	3	0	0	0
Queen, Patrick	MLB	MLB	MLB	-	-	-	-	-	-	-	-	-	-	-	-	-	3	3	0	0
Ricard, Patrick	FB	P	FB	-	-	-	-	-	-	-	-	-	-	-	-	-	3	2	0	0
Richards, Jordan	P	P	P	-	-	-	-	-	-	-	-	-	-	-	-	-	3	0	0	0
Rivers, Chauncey	PS	PS	PS	-	-	-	-	-	-	-	-	-	-	-	-	-	0	0	0	0
Skura, Matt	C	C	C	-	-	-	-	-	-	-	-	-	-	-	-	-	3	3	0	0
Smith, Jimmy	P	P	RCB	-	-	-	-	-	-	-	-	-	-	-	-	-	3	1	0	0
Snead IV, Willie	WR	WR	WR	-	-	-	-	-	-	-	-	-	-	-	-	-	3	3	0	0
Stanley, Ronnie	LT	LT	LT	-	-	-	-	-	-	-	-	-	-	-	-	-	3	3	0	0
Stone, Geno	N	N	N	-	-	-	-	-	-	-	-	-	-	-	-	-	0	0	0	3
Tucker, Justin	P	P	P	-	-	-	-	-	-	-	-	-	-	-	-	-	3	0	0	0
Ward, Jihad	P	P	P	-	-	-	-	-	-	-	-	-	-	-	-	-	3	0	0	0
Warrior, Nigel	PS	PS	PS	-	-	-	-	-	-	-	-	-	-	-	-	-	0	0	0	0
Washington, B.	P	P	N	-	-	-	-	-	-	-	-	-	-	-	-	-	2	0	0	1
Welch, Kristian	PS	PSIR	PSIR	-	-	-	-	-	-	-	-	-	-	-	-	-	0	0	0	0
Wesley, Antoine	IR	IR	IR	-	-	-	-	-	-	-	-	-	-	-	-	-	0	0	0	0
Williams, Brandon	NT	NT	NT	-	-	-	-	-	-	-	-	-	-	-	-	-	3	3	0	0
Williams, Ty'Son	PS	PS	PS	-	-	-	-	-	-	-	-	-	-	-	-	-	0	0	0	0
Wolfe, Derek	DE	P	P	-	-	-	-	-	-	-	-	-	-	-	-	-	3	1	0	0
Wolf, Eli	PS	PS	PS	-	-	-	-	-	-	-	-	-	-	-	-	-	0	0	0	0
Young, Tavon	P	P	IR	-	-	-	-	-	-	-	-	-	-	-	-	-	2	0	0	0

LEGEND:
 Bold=Starters, P=Player was a substitution, N=On Inactive List, X=Did Not Play (Non-injury), PS=Practice Squad, NOT=Not on Roster, PSIR=Practice Squad/Injured Reserve, R/NFIN=Reserve/NFIN, IR=Injured Reserve, ^=With Other Team

GAME-BY-GAME STARTERS

OFFENSE												
DATE	OPPONENT	WR	LT	LG	C	RG	RT	TE	QB	FB	RB	WR
9/13	Cleveland	W. Snead IV/ M. Boykin	R. Stanley	B. Bozeman	M. Skura	<u>T. Phillips</u>	O. Brown Jr.	N. Boyle	L. Jackson	P. Ricard	M. Ingram II	--
9/20	at Houston	M. Boykin/ W. Snead IV	R. Stanley	B. Bozeman	M. Skura	<u>T. Phillips</u>	O. Brown Jr.	N. Boyle	L. Jackson	--	M. Ingram II	M. Brown
9/28	Kansas City	W. Snead IV	R. Stanley	B. Bozeman	M. Skura	<u>T. Phillips</u>	O. Brown Jr.	N. Boyle	L. Jackson	P. Ricard	M. Ingram II	M. Brown
10/4	at Washington	--	--	--	--	--	--	--	--	--	--	--
10/11	Cincinnati	--	--	--	--	--	--	--	--	--	--	--
10/18	at Philadelphia	--	--	--	--	--	--	--	--	--	--	--
10/25	Pittsburgh	--	--	--	--	--	--	--	--	--	--	--
11/8	at Indianapolis	--	--	--	--	--	--	--	--	--	--	--
11/15	at New England	--	--	--	--	--	--	--	--	--	--	--
11/22	Tennessee	--	--	--	--	--	--	--	--	--	--	--
11/26	at Pittsburgh	--	--	--	--	--	--	--	--	--	--	--
12/3	Dallas	--	--	--	--	--	--	--	--	--	--	--
12/14	at Cleveland	--	--	--	--	--	--	--	--	--	--	--
12/20	Jacksonville	--	--	--	--	--	--	--	--	--	--	--
12/27	N.Y. Giants	--	--	--	--	--	--	--	--	--	--	--
1/3	at Cincinnati	--	--	--	--	--	--	--	--	--	--	--

DEFENSE													
DATE	OPPONENT	DT	NT	DE	RUSH	MLB	WLB	SAM	LCB	SS	FS	RCB	DB
9/13	Cleveland	C. Campbell	B. Williams	D. Wolfe	P. McPhee	<u>P. Queen</u>	<u>M. Harrison</u>	M. Judon	M. Humphrey	C. Clark	D. Elliott	M. Peters	--
9/20	at Houston	C. Campbell	B. Williams	--	P. McPhee	<u>P. Queen</u>	L. Fort	M. Judon	M. Humphrey	C. Clark	D. Elliott	M. Peters	A. Levine Sr.
9/28	Kansas City	C. Campbell	B. Williams	--	P. McPhee	<u>P. Queen</u>	L. Fort	M. Judon	M. Peters	C. Clark	D. Elliott	J. Smith	M. Humphrey
10/4	at Washington	--	--	--	--	--	--	--	--	--	--	--	--
10/11	Cincinnati	--	--	--	--	--	--	--	--	--	--	--	--
10/18	at Philadelphia	--	--	--	--	--	--	--	--	--	--	--	--
10/25	Pittsburgh	--	--	--	--	--	--	--	--	--	--	--	--
11/8	at Indianapolis	--	--	--	--	--	--	--	--	--	--	--	--
11/15	at New England	--	--	--	--	--	--	--	--	--	--	--	--
11/22	Tennessee	--	--	--	--	--	--	--	--	--	--	--	--
11/26	at Pittsburgh	--	--	--	--	--	--	--	--	--	--	--	--
12/3	Dallas	--	--	--	--	--	--	--	--	--	--	--	--
12/14	at Cleveland	--	--	--	--	--	--	--	--	--	--	--	--
12/20	Jacksonville	--	--	--	--	--	--	--	--	--	--	--	--
12/27	N.Y. Giants	--	--	--	--	--	--	--	--	--	--	--	--
1/3	at Cincinnati	--	--	--	--	--	--	--	--	--	--	--	--

Rookies underlined.



TRANSACTIONS

DATE	POS.	PLAYER	TRANSACTION
1/6	WR	Antoine Wesley	Placed on the Practice Squad Injured list
1/6	RB	Paul Perkins	Signed to the practice squad
1/8	G	Parker Ehinger	Placed on Injured Reserve
1/8	T	Andre Smith	Signed to the 53-man roster
1/12	LB	Aaron Adeoye	Re-signed to Reserve/Future contract
1/12	DB	Terrell Bonds	Re-signed to Reserve/Future contract
1/12	G	Will Holden	Re-signed to Reserve/Future contract
1/12	DE	Ufomba Kamalu	Re-signed to Reserve/Future contract
1/12	WR	Sean Modster	Re-signed to Reserve/Future contract
1/12	DE	Mike Onuoha	Re-signed to Reserve/Future contract
1/12	T	R.J. Prince	Re-signed to Reserve/Future contract
1/12	TE	Charles Scarff	Re-signed to Reserve/Future contract
1/12	WR	Antoine Wesley	Re-signed to Reserve/Future contract
2/6	T	Andre Smith	Re-signed to a one-year contract
2/10	S	Chuck Clark	Signed to a three-year contract extension
2/13	DB	Jordan Richards	Re-signed to a one-year contract
2/14	S	Tony Jefferson	Contract terminated
3/11	G	Marshal Yanda	Placed on the Reserve/Retired list
3/13	OLB	Matthew Judon	Designated the 2020 franchise tag player
3/13	WR/RS	De'Anthony Thomas	Re-signed
3/16	G/T	James Hurst	Contract terminated
3/18	TE	Hayden Hurst	Traded with a 2020 fourth-round draft choice to Atlanta in exchange for second- and fifth-round selections in the 2020 draft
3/18	P	Sam Koch	Signed to a two-year contract extension
3/19	DE	Calais Campbell	Acquired from the Jacksonville Jaguars in exchange for a 2020 fifth-round draft choice
3/20	DE	Chris Wormley	Traded with a seventh-round pick in the 2021 Draft to Pittsburgh in exchange for a fifth-round pick in 2021
3/21	DE	Calais Campbell	Signed to a one-year contract extension
3/21	DT	Justin Ellis	Re-signed
3/21	DE	Jihad Ward	Re-signed
3/24	CB	Jimmy Smith	Re-signed
3/26	LB/DB	Anthony Levine Sr.	Re-signed
3/26	WR	Chris Moore	Re-signed
3/26	LS	Nick Moore	Signed
3/31	DE	Derek Wolfe	Signed
4/8	DE	Ufomba Kamalu	Contract terminated
4/10	C	Matt Skura	Re-signed to a restricted free agent offer sheet
4/30	C	Trystan Colon-Castillo	Signed
4/30	QB	Tyler Huntley	Signed
4/30	K	Nick Vogel	Signed
5/1	CB	Jeff Hector	Signed
5/1	FB	Bronson Rechsteiner	Signed
5/4	WR	Michael Dereus	Signed
5/4	C	Sean Pollard	Signed
5/4	OLB	Chauncey Rivers	Signed
5/4	LB	Jake Ryan	Signed
5/5	CB	Khalil Dorsey	Signed
5/5	WR	Jaylon Moore	Signed
5/5	CB	Josh Nurse	Signed
5/5	S	Nigel Warrior	Signed
5/5	OLB	Marcus Willoughby	Signed
5/5	TE	Eli Wolf	Signed
5/5	DT	Broderick Washington	Signed
5/6	TE	Jake Breeeland	Signed
5/6	OLB	John Daka	Signed
5/6	P	Dom Maggio	Signed
5/6	LB	Kristian Welch	Signed
5/6	G	Ben Bredeson	Signed
5/6	DT	Justin Madubuike	Signed
5/6	WR	James Proche II	Signed
5/7	G	Evan Adams	Signed
5/7	DT	Aaron Crawford	Signed
5/7	RB	J.K. Dobbins	Signed
5/7	S	Geno Stone	Signed
5/8	G	Tyre Phillips	Signed
5/9	G	Daishawn Dixon	Signed
5/11	G	D.J. Fluker	Signed
5/12	OLB	Pernell McPhee	Re-signed
5/12	WR	Sean Modster	Waived
7/14	OLB	Malik Harrison	Signed 2020 draft choice
7/23	WR	Devin Duvernay	Signed 2020 draft choice
7/23	LB	Patrick Queen	Signed 2020 draft choice
7/25	LB	Mike Onuoha	Waived
7/26	S	Nigel Warrior	Placed on Reserve/COVID-19
7/27	TE	Jake Breeeland	Placed on the Non-Football Injury (NFI) list
7/27	G	Evan Adams	Waived

7/27	G	Daishawn Dixon	Waived
7/27	G	R.J. Prince	Waived
7/27	K	Nick Vogel	Waived
7/27	WR/RS	De'Anthony Thomas	Placed on the Reserve/Voluntary Opt-Out list
7/28	RB	Gus Edwards	Re-signed exclusive rights free agent
7/28	G	Parker Ehinger	Signed
7/28	T	Andre Smith	Placed on the Reserve/Voluntary Opt-Out list
8/1	CB	Jeff Hector	Waived
8/1	DT	Daylon Mack	Waived
8/1	P	Dom Maggio	Waived
8/2	C/G	Matt Skura	Placed on the Physically Unable to Perform list
8/4	TE	Jake Breeeland	Waived, who reverted to Injured Reserve on Aug. 5
8/4	S	Nigel Warrior	Activated from the Reserve/COVID-19 list
8/10	FB	Bronson Rechsteiner	Waived
8/12	RB/RS	Kenjon Barner	Signed
8/16	C/G	Matt Skura	Activated off the Physically Unable to Perform List
8/17	CB	Iman Marshall	Placed on Injured Reserve
8/22	WR	Antoine Wesley	Placed on Injured Reserve
8/23	S	Earl Thomas III	Terminated the contract of vested veteran
8/25	P	Johnny Townsend	Signed free agent
8/25	WR	DeAndrew White	Signed free agent
8/29	RB	Ty'Son Williams	Signed
8/31	OLB	John Daka	Waived
8/31	WR	Michael Dereus	Waived
8/31	C	Sean Pollard	Waived
8/31	WR	DeAndrew White	Placed on Injured Reserve
9/5	TE	Jerell Adams	Terminated the contract of vested veteran
9/5	OLB	Aaron Adeoye	Waived
9/5	RB/RS	Kenjon Barner	Terminated the contract of vested veteran
9/5	CB	Terrell Bonds	Waived
9/5	C	Trystan Colon-Castillo	Waived
9/5	DT	Aaron Crawford	Waived
9/5	CB	Khalil Dorsey	Waived
9/5	G	Parker Ehinger	Terminated the contract of vested veteran
9/5	G	Will Holden	Waived
9/5	QB	Tyler Huntley	Waived
9/5	WR	Jaylon Moore	Waived
9/5	LS	Nick Moore	Waived
9/5	CB	Josh Nurse	Waived
9/5	S	Jordan Richards	Terminated the contract of vested veteran
9/5	OLB	Chauncey Rivers	Waived
9/5	TE	Charles Scarff	Waived
9/5	WR	Jaleel Scott	Waived
9/5	P	Johnny Townsend	Waived
9/5	S	Nigel Warrior	Waived
9/5	ILB	Kristian Welch	Waived
9/5	RB	Ty'Son Williams	Waived
9/5	OLB	Marcus Willoughby	Waived
9/5	TE	Eli Wolf	Waived
9/6	TE	Jerell Adams	Signed to practice squad
9/6	OLB	Aaron Adeoye	Signed to practice squad
9/6	CB	Terrell Bonds	Signed to practice squad
9/6	C	Trystan Colon-Castillo	Signed to practice squad
9/6	DT	Aaron Crawford	Signed to practice squad
9/6	CB	Khalil Dorsey	Signed to practice squad
9/6	G	Will Holden	Signed to practice squad
9/6	QB	Tyler Huntley	Signed to practice squad
9/6	WR	Jaylon Moore	Signed to practice squad
9/6	LS	Nick Moore	Signed to practice squad
9/6	S	Jordan Richards	Signed to practice squad
9/6	OLB	Chauncey Rivers	Signed to practice squad
9/6	S	Nigel Warrior	Signed to practice squad
9/6	RB	Kristian Welch	Signed to practice squad
9/6	RB	Ty'Son Williams	Signed to practice squad
9/6	TE	Eli Wolf	Signed to practice squad
9/12	S	Jordan Richards	Activated from Practice Squad
9/15	TE	Xavier Grimble	Signed to practice squad
9/15	ILB	Kristian Welch	Placed on Practice Squad Injured Reserve
9/19	S	Jordan Richards	Activated from Practice Squad
9/22	TE	Sean Culkin	Signed to practice squad
9/22	TE	Xavier Grimble	Placed on Practice Squad Injured Reserve
9/27	DB	Jordan Richards	Terminated from practice squad
9/27	CB	Tavon Young	Placed on Injured Reserve
9/27	DB	Jordan Richards	Signed free agent
9/28	CB	Terrell Bonds	Activated from Practice Squad
9/28	CB	Khalil Dorsey	Activated from Practice Squad



2020 STATISTICS

WON 2, LOST 1				HEAD COACH: JOHN HARBAUGH	
09/13	W	38-6	Cleveland	0	
09/20	W	33-16	at Houston	0	
09/28	L	20-34	Kansas City	0	

TEAM STATISTICS	BAL	OPP.
FIRST DOWNS	62	67
Rushing	26	13
Passing	32	47
Penalty	4	7
Third Down-Made/Att	14/34	16/34
Third Down Efficiency	41.2%	47.1%
Fourth Down-Made/Att	2/3	0/6
Fourth Down Efficiency	66.7%	0.0%
TOTAL NET YARDS	1,016	1,127
Avg. Per Game	338.7	375.7
Total Plays	176	198
Avg. Per Play	5.8	5.7
NET YARDS RUSHING	499	321
Avg. Per Game	166.3	107.0
Total Rushes	88	75
Avg. Per Rush	5.7	4.3
NET YARDS PASSING	517	806
Avg. Per Game	172.3	268.7
Sacked/Yards Lost	10/68	6/43
Gross Yards	585	849
Attempts/Completions	78/54	117/77
Pct. of Completion	69.2%	65.8%
Had Intercepted	0	2
PUNTS/AVERAGE	8/45.8	7/47.9
Net Punting Average	43.5	40.7
PUNT RETURN/AVG.	4/12.5	3/6.0
KICKOFF RETURN/AVG.	7/34.0	2/18.0
INTERCEPTION RETURN/AVG.	2/8.5	0/0.0
PENALTIES/YARDS	16/132	18/140
FUMBLES/BALL LOST	5/2	5/4
TOUCHDOWNS	10	7
Rushing	3	1
Passing	5	6
Returns	2	0
EXTRA POINTS/ATTEMPTS	10/10	5/7
TWO POINT CONVERSION/ATT.	0/0	0/0
FIELD GOALS/ATTEMPTS	7/7	3/5
AVG. TIME OF POSSESSION	30:18	29:42

* SCORE BY PERIODS	Q1	Q2	Q3	Q4	OT	PTS
TEAM	16	38	13	24	0	91
OPPONENTS	12	31	0	13	0	56

SCORING	TD	RU	PA	RT	K-PAT	FG	2PT	S	PTS
J. Tucker	0	0	0	0	10/10	7/7	0	0	31
M. Andrews	2	0	2	0	0/0	0/0	0	0	12
J. Dobbins	2	2	0	0	0/0	0/0	0	0	12
N. Boyle	1	0	1	0	0/0	0/0	0	0	6
D. Duvernay	1	0	0	1	0/0	0/0	0	0	6
L. Fort	1	0	0	1	0/0	0/0	0	0	6
M. Ingram II	1	1	0	0	0/0	0/0	0	0	6
P. Ricard	1	0	1	0	0/0	0/0	0	0	6
W. Snead IV	1	0	1	0	0/0	0/0	0	0	6
TEAM	10	3	5	2	10/10	7/7	0	0	91
OPPONENTS	7	1	6	0	5/7	3/5	0	0	56

SACKS: T. Bowser 2.0, C. Campbell 1.0, D. Elliott 1.0, P. Queen 1.0, M. Humphrey 0.5, C. Clark 0.5, TM 6.0, OPP 10.0

* PASSING	ATT	CMP	YDS	CMP%	YDS/ATT	TD	TD%	INT	INT%	LONG	SACK/LOST	RATING
L. Jackson	77	53	576	68.8	7.5	5	6.5	0	0.0	47	10/68	112.3
R. Griffin III	1	1	9	100.0	9.0	0	0.0	0	0.0	9	0/0	104.2
TEAM	78	54	585	69.2	7.5	5	6.4	0	0.0	47	10/68	112.4
OPPONENTS	117	77	849	65.8	7.3	6	5.1	2	1.7	49t	6/43	97.1

* RUSHING	NO.	YDS	AVG	LONG	TD
L. Jackson	32	182	5.7	30	0
G. Edwards	18	129	7.2	24	0
M. Ingram II	26	114	4.4	30t	1
J. Dobbins	10	76	7.6	44	2
P. Ricard	1	-1	-1.0	-1	0
R. Griffin III	1	-1	-1.0	-1	0
TEAM	88	499	5.7	44	3
OPPONENTS	75	321	4.3	29	1

* RECEIVING	TAR	NO.	YDS	AVG	LONG	TD
M. Brown	18	12	156	13.0	47	0
M. Andrews	17	9	109	12.1	29	2
M. Boykin	11	8	83	10.4	25	0
W. Snead IV	8	8	97	12.1	22	1
J. Dobbins	5	5	51	10.2	19	0
N. Boyle	5	4	19	4.8	11	1
D. Duvernay	5	4	38	9.5	19	0
M. Ingram II	4	2	22	11.0	18	0
P. Ricard	2	2	10	5.0	9	1
TEAM	75	54	585	10.8	47	5
OPPONENTS	110	77	849	11.0	49t	6

* INTERCEPTIONS	NO.	YDS	AVG	LONG	TD
M. Peters	1	9	9.0	9	0
M. Humphrey	1	8	8.0	8	0
TEAM	2	17	8.5	9	0

* OFFENSIVE FUMBLES	FUM	LST	REC	TD
P. Ricard	1	1	0	0
L. Jackson	3	1	0	0
M. Ingram II	0	0	1	0
M. Andrews	1	0	0	0
TEAM	5	2	1	0
OPPONENTS	5	4	1	0

* PUNTING	NO.	YDS	AVG	NET	TB	IN	LG	B
S. Koch	8	366	45.8	43.5	0	4	53	0
TEAM	8	366	45.8	43.5	0	4	53	0
OPPONENTS	7	335	47.9	40.7	0	3	59	0

* PUNT RETURNS	RET	FC	YDS	AVG	LONG	TD
J. Proche II	4	2	50	12.5	17	0
TEAM	4	2	50	12.5	17	0
OPPONENTS	3	2	18	6.0	10	0

* KICKOFF RETURNS	NO.	YDS	AVG	LONG	TD
D. Duvernay	7	238	34.0	93t	1
TEAM	7	238	34.0	93t	1
OPPONENTS	2	36	18.0	19	0

* FIELD GOALS	1-19	20-29	30-39	40-49	50+
J. Tucker	0/0	2/2	2/2	3/3	0/0
TEAM	0/0	2/2	2/2	3/3	0/0
OPPONENTS	0/0	0/0	1/1	2/4	0/0

J. Tucker: (41G) (32G, 39G, 47G, 20G) (26G, 42G)
 OPP: (41WR) (44G, 35G, 45G) (42WL)

2-Pt Conv: TM 0-0, OPP 0-0

DEFENSIVE & SPECIAL TEAMS STATISTICS

2020 REGULAR SEASON BALTIMORE RAVENS DEFENSIVE STATS (THROUGH WEEK 3)

PLAYER	TOTAL	SOLO	ASST.	SACKS/YDS.	TFL	QBH	FR	FF	INT./YDS.	PD
Clark, Chuck	22	14	8	0.5/4.0	0	1	0	2	0/0	0
Queen, Patrick	21	15	6	1.0/7.0	1	2	0	1	0/0	0
Elliott, DeShon	14	10	4	1.0/4.0	1	2	0	0	0/0	1
Humphrey, Marlon	14	10	4	0.5/0.5	0	2	0	1	1/8	4
Williams, Brandon	13	10	3	0.0/0.0	1	1	0	0	0/0	0
Wolfe, Derek	12	3	9	0.0/0.0	0	2	0	0	0/0	0
Fort, L.J.	11	8	3	0.0/0.0	0	1	2	1	0/0	0
Campbell, Calais	10	5	5	1.0/4.5	1	3	0	0	0/0	4
Peters, Marcus	10	8	2	0.0/0.0	0	0	0	0	1/9	3
Ward, Jihad	10	3	7	0.0/0.0	1	0	0	0	0/0	0
Smith, Jimmy	9	7	2	0.0/0.0	0	0	0	0	0/0	0
Harrison, Malik	8	7	1	0.0/0.0	0	0	0	0	0/0	1
Judon, Matthew	8	3	5	0.0/0.0	1	3	0	0	0/0	0
Bowser, Tyus	7	7	0	2.0/23.0	2	4	0	0	0/0	1
McPhee, Pernell	7	3	4	0.0/0.0	0	1	0	0	0/0	0
Averett, Anthony	6	4	2	0.0/0.0	0	0	0	0	0/0	0
Young, Tavon	2	2	0	0.0/0.0	0	0	0	0	0/0	0
Ellis, Justin	1	0	1	0.0/0.0	0	0	0	0	0/0	0
Ferguson, Jaylon	1	1	0	0.0/0.0	0	1	1	0	0/0	0
Washington, Broderick	1	0	1	0.0/0.0	0	0	0	0	0/0	0
Levine Sr., Anthony	0	0	0	0.0/0.0	0	0	1	0	0/0	0
TOTALS	187	120	67	6.0/43.0	8	23	4	5	2/17	14

ASST.=Assist, TFL=Tackle for a Loss, INT.=Interception, FR=Fumble Recovery, FF=Forced Fumble, PD=Pass Defense

2020 RAVENS SPECIAL TEAMS							
POS.	PLAYER	TTL.	SOLO	ASST.	FF	FR	BL
ILB	Board, Chris	2	2	0	0	0	0
LS	Cox, Morgan	1	1	0	0	0	0
ILB	Fort, L.J.	1	1	0	0	0	0
TOTALS		4	4	0	0	0	0

DEFENSIVE STATS BY RANK									
SACKS		INTERCEPTIONS		TACKLES FOR LOSS		PASSES DEFENSED		QBH	
PLAYER	NO.	PLAYER	NO.	PLAYER	NO.	PLAYER	NO.	PLAYER	NO.
Bowser, Tyus	2.0	Humphrey, Marlon	1	Bowser, Tyus	2	Campbell, Calais	4	Bowser, Tyus	4
Campbell, Calais	1.0	Peters, Marcus	1	Campbell, Calais	1	Humphrey, Marlon	4	Campbell, Calais	3
Elliott, DeShon	1.0			Elliott, DeShon	1	Peters, Marcus	3	Judon, Matthew	3
Queen, Patrick	1.0			Judon, Matthew	1	Bowser, Tyus	1	Elliott, DeShon	2
Clark, Chuck	0.5			Queen, Patrick	1	Elliott, DeShon	1	Humphrey, Marlon	2
Humphrey, Marlon	0.5			Ward, Jihad	1	Harrison, Malik	1	Queen, Patrick	2
				Williams, Brandon	1			Wolfe, Derek	2
								Clark, Chuck	1
								Ferguson, Jaylon	1
								Fort, L.J.	1
								McPhee, Pernell	1
								Williams, Brandon	1

FORCED FUMBLES		FUMBLE RECOVERIES	
PLAYER	NO.	PLAYER	NO.
Clark, Chuck	2	Fort, L.J.	2
Fort, L.J.	1	Ferguson, Jaylon	1
Humphrey, Marlon	1	Levine Sr., Anthony	1
Queen, Patrick	1		

GAME-BY-GAME OFFENSE

2020 REGULAR SEASON RAVENS GAME-BY-GAME OFFENSE																	
	09/13	09/20	09/28	10/04	10/11	10/18	10/25	11/08	11/15	11/22	11/26	12/03	12/14	12/20	12/27	01/03	Totals
	CLE	@ HOU	KC	@ WAS	CIN	@ PHI	PIT	@ IND	@ NE	TEN	@ PIT	DAL	@ CLE	JAX	NYG	@ CIN	
FIRST DOWNS																	
Total	23	23	16														62
Rushing	7	11	8														26
Passing	16	11	5														32
Penalty	0	1	3														4
THIRD DOWNS																	
Attempts	11	14	9														34
Converted	6	5	3														14
Percentage	54.5%	35.7%	33.3%														41.2%
FOURTH DOWNS																	
Attempts	0	2	1														3
Converted	0	2	0														2
Percentage	0	100.0%	0.0%														66.7%
TOT. OFFENSE																	
Net Yards	381	407	228														1,016
Plays	58	65	53														176
Avg./Play	6.6	6.3	4.3														5.8
RUSHING																	
Net Yards	111	230	158														499
Rush. Att.	30	37	21														88
Avg./Att.	3.7	6.2	7.5														5.7
PASSING																	
Net Yards	270	177	70														517
Attempts	26	24	28														78
Completions	21	18	15														54
Completion Pct	80.8%	75.0%	53.6%														69.2%
Avg. Gain Per Pass	12.9	9.8	4.7														9.6
Intercepted	0	0	0														0
Gross Yards	284	204	97														585
Sacked	2.0	4.0	4.0														10.0
Yards Lost	14	27	27														68
PENALTIES																	
Number	7	3	6														16
Yards	66	21	45														132
FUMBLES																	
Number	2	0	3														5
Lost	1	0	1														2
PUNTING																	
Net Yards	125	94	147														366
Punts	3	2	3														8
Net Avg.	41.3	42.0	46.7														39.5
Gross Avg.	41.7	47.0	49.0														45.8
Touchbacks	0	0	0														0
Punts Blocked	0	0	0														0
Punt Returns	2	1	1														4
Punt Return Yards	26	8	16														50
Punt Return Avg.	13.0	8.0	16.0														12.5
SCORING																	
Points	38	33	20														91
Q1	10	3	3														16
Q2	14	17	7														38
Q3	7	3	3														13
Q4	7	10	7														24
OT	0	0	0														0
TD Rushing	2	1	0														3
TD Passing	3	1	1														5
TD KO Returns	0	0	1														1
TD Punt Returns	0	0	0														0
TD Sp. Teams	0	0	0														0
TD Def. Returns	0	1	0														1
Total TDs	5	3	2														10
PAT Attempts	5	3	2														10
PAT Made	5	3	2														10
FG Attempts	1	4	2														7
FG Made	1	4	2														7
Safety	0	0	0														0
2-Pt Attempts	0	0	0														0
2-Pt Made	0	0	0														0
Time of Possession	29:58	34:51	26:04														90:53
KICKOFFS																	
Kickoff Returns	2	3	2														7
Kickoff Return Yards	64	55	119														238
Kickoff Return Avg.	32.0	18.3	59.5														34.0

GAME-BY-GAME DEFENSE

2020 REGULAR SEASON RAVENS GAME-BY-GAME DEFENSE																	
	09/13	09/20	09/28	10/04	10/11	10/18	10/25	11/08	11/15	11/22	11/26	12/03	12/14	12/20	12/27	01/03	Totals
	CLE	@ HOU	KC	@ WAS	CIN	@ PHI	PIT	@ IND	@ NE	TEN	@ PIT	DAL	@ CLE	JAX	NYG	@ CIN	
FIRST DOWNS																	
Total	20	18	29														67
Rushing	6	2	5														13
Passing	10	15	22														47
Penalty	4	1	2														7
THIRD DOWNS																	
Attempts	12	9	13														34
Converted	3	3	10														16
Percentage	25.0%	33.3%	76.9%														47.1%
FOURTH DOWNS																	
Attempts	3	1	2														6
Converted	0	0	0														0
Percentage	0.0%	0.0%	0.0%														0.0%
TOT. OFFENSE																	
Net Yards	306	304	517														1,127
Plays	68	57	73														198
Avg./Play	4.5	5.3	7.1														5.7
RUSHING																	
Net Yards	138	51	132														321
Rush. Att.	27	17	31														75
Avg./Att.	5.1	3.0	4.3														4.3
PASSING																	
Net Yards	168	253	385														806
Attempts	39	36	42														117
Completions	21	25	31														77
Completion Pct	53.8%	69.4%	73.8%														65.8%
Avg. Gain Per Pass	8.0	10.1	12.4														10.5
Intercepted	1	1	0														2
Gross Yards	189	275	385														849
Sacked	2.0	4.0	0.0														6.0
Yards Lost	21	22	0														43
PENALTIES																	
Number	8	4	6														18
Yards	80	22	38														140
FUMBLES																	
Number	3	1	1														5
Lost	2	1	1														4
PUNTING																	
Net Yards	137	140	58														335
Punts	3	3	1														7
Net Avg.	37.0	44.0	42.0														45.3
Gross Avg.	45.7	46.7	58.0														47.9
Touchbacks	0	0	0														0
Punts Blocked	0	0	0														0
Punt Returns	1	1	1														3
Punt Return Yards	1	10	7														18
Punt Return Avg.	1.0	10.0	7.0														6.0
SCORING																	
Points	6	16	34														56
Q1	6	0	6														12
Q2	0	10	21														31
Q3	0	0	0														0
Q4	0	6	7														13
OT	0	0	0														0
TD Rushing	0	0	1														1
TD Passing	1	1	4														6
TD KO Returns	0	0	0														0
TD Punt Returns	0	0	0														0
TD Sp. Teams	0	0	0														0
TD Def. Returns	0	0	0														0
Total TDs	1	1	5														7
PAT Attempts	1	1	5														7
PAT Made	0	1	4														5
FG Attempts	1	3	1														5
FG Made	0	3	0														3
Safety	0	0	0														0
2-Pt Attempts	0	0	0														0
2-Pt Made	0	0	0														0
Time of Possession	30:02	25:09	33:56														89:07
KICKOFFS																	
Kickoff Returns	0	1	1														2
Kickoff Return Yards	0	17	19														36
Kickoff Return Avg.	0	17.0	19.0														18.0

LONGEST PLAYS FROM SCRIMMAGE

RAVENS						OPPONENT					
DATE	OPPONENT	QTR	RAVENS PLAYER	YARDS	SCORE	DATE	OPPONENT	QTR	OPP. PLAYER	YARDS	SCORE
09/13	Cleveland	1	Lamar Jackson -> Marquise Brown	47	W, 38-6	09/28	Kansas City	2	Patrick Mahomes -> Mecole Hardman	49T	L, 20-34
09/20	at Houston	4	J.K. Dobbins run	44	W, 33-16	09/20	at Houston	2	Deshawn Watson -> Brandin Cooks	38	W, 16-33
09/20	at Houston	4	Mark Ingram II run	30T	W, 33-16	09/28	Kansas City	1	Patrick Mahomes -> Tyreek Hill	33	L, 20-34
09/28	Kansas City	1	Lamar Jackson run	30	L, 34-20	09/13	Cleveland	1	Nick Chubb run	29	W, 6-38
09/20	at Houston	1	Lamar Jackson -> Mark Andrews	29	W, 33-16	09/28	Kansas City	2	Patrick Mahomes -> Travis Kelce	29	L, 20-34
09/13	Cleveland	2	Lamar Jackson -> Miles Boykin	25	W, 38-6	09/13	Cleveland	2	Baker Mayfield -> David Njoku	28	W, 6-38
09/20	at Houston	2	Lamar Jackson -> Marquise Brown	25	W, 33-16						
TOTALS						6 - 206 (34.3), 1 TDS (1 RUN, 0 TDS, 5 PASSES, 1 TD)					
7 - 230 (32.9), 1 TDS (3 RUNS, 1 TD, 4 PASSES, 0 TDS)											



TEAM SUPERLATIVES

HIGH	DATE	OPPONENT	OFFENSIVE CATEGORY	OPPONENT	DATE	LOW
38	9/13	vs. Cleveland	Points	vs. Kansas City	9/28	20
17	9/20	at Houston	Points in a Quarter	vs. Kansas City	9/28	3
				at Houston	9/20	
24	9/13	vs. Cleveland	Points in a Half	vs. Kansas City	9/28	10
5	9/13	vs. Cleveland	Total Touchdowns	vs. Kansas City	9/28	2
65	9/20	at Houston	Total Plays	vs. Kansas City	9/28	53
407	9/20	at Houston	Total Net Yards	vs. Kansas City	9/28	228
23	9/20	at Houston	Total First Downs	vs. Kansas City	9/28	16
	9/13	vs. Cleveland				
11	9/20	at Houston	First Downs Rushing	vs. Cleveland	9/13	7
16	9/13	vs. Cleveland	First Downs Passing	vs. Kansas City	9/28	5
3	9/28	vs. Kansas City	First Down Penalties	vs. Cleveland	9/13	0
55%	9/13	vs. Cleveland	Third Down Efficiency	vs. Kansas City	9/28	33%
6.6	9/13	vs. Cleveland	Average Yards Per Play	vs. Kansas City	9/28	4.3
230	9/20	at Houston	Total Net Yards Rushing	vs. Cleveland	9/13	111
37	9/20	at Houston	Rushing Attempts	vs. Kansas City	9/28	21
7.5	9/28	vs. Kansas City	Rushing Average Yards	vs. Cleveland	9/13	3.7
2	9/13	vs. Cleveland	Rushing Touchdowns	vs. Kansas City	9/28	0
270	9/13	vs. Cleveland	Total Net Yards Passing	vs. Kansas City	9/28	70
28	9/28	vs. Kansas City	Passing Attempts	at Houston	9/20	24
21	9/13	vs. Cleveland	Passing Completions	vs. Kansas City	9/28	15
3	9/13	vs. Cleveland	Passing Touchdowns	vs. Kansas City	9/28	1
				at Houston	9/20	
9.6	9/13	vs. Cleveland	Passing Yards Average	vs. Kansas City	9/28	2.2
0	9/28	vs. Kansas City	Passes Thrown for Interception	vs. Kansas City	9/28	0
	9/20	at Houston		at Houston	9/20	
	9/13	vs. Cleveland		vs. Cleveland	9/13	
4	9/28	vs. Kansas City	Times Sacked	vs. Cleveland	9/13	2
	9/20	at Houston				
27	9/28	vs. Kansas City	Sack Yards Lost	vs. Cleveland	9/13	14
	9/20	at Houston				
4	9/28	vs. Kansas City	QB Sacks	vs. Cleveland	9/13	2
	9/20	at Houston				
3	9/28	vs. Kansas City	Total Punts	at Houston	9/20	2
	9/13	vs. Cleveland				
147	9/28	vs. Kansas City	Total Punt Yards	at Houston	9/20	94
49	9/28	vs. Kansas City	Punt Gross Average Yards	vs. Cleveland	9/13	41.7
46.7	9/28	vs. Kansas City	Punt Net Average Yards	vs. Cleveland	9/13	41.3
2	9/13	vs. Cleveland	Punt Returns	vs. Kansas City	9/28	1
				at Houston	9/20	
26	9/13	vs. Cleveland	Punt Return Yards	at Houston	9/20	8
16.0	9/28	vs. Kansas City	Punt Return Yards Average	at Houston	9/20	8.0
3	9/20	at Houston	Kickoff Returns	vs. Kansas City	9/28	2
				vs. Cleveland	9/13	
119	9/28	vs. Kansas City	Kickoff Return Yards	at Houston	9/20	55
7	9/13	vs. Cleveland	Total Penalties	at Houston	9/20	3
66	9/13	vs. Cleveland	Penalty Yards	at Houston	9/20	21
3	9/28	vs. Kansas City	Total Fumbles	at Houston	9/20	0
1	9/28	vs. Kansas City	Fumbles Lost	at Houston	9/20	0
	9/13	vs. Cleveland				
34:51	9/20	at Houston	Time of Possession	vs. Kansas City	9/28	26:04
1	9/28	vs. Kansas City	Turnovers	at Houston	9/20	0
	9/13	vs. Cleveland				
0	9/28	vs. Kansas City	Attendance	vs. Kansas City	9/28	0
	9/20	at Houston		at Houston	9/20	
	9/13	vs. Cleveland		vs. Cleveland	9/13	



TEAM SUPERLATIVES

HIGH	DATE	OPPONENT	DEFENSIVE CATEGORY	OPPONENT	DATE	LOW
34	9/28	vs. Kansas City	Points	vs. Cleveland	9/13	6
21	9/28	vs. Kansas City	Points in a Quarter	vs. Kansas City	9/28	0
				at Houston	9/20	
				vs. Cleveland	9/13	
27	9/28	vs. Kansas City	Points in a Half	vs. Cleveland	9/13	0
5	9/28	vs. Kansas City	Total Touchdowns	at Houston	9/20	1
				vs. Cleveland	9/13	
73	9/28	vs. Kansas City	Total Plays	at Houston	9/20	57
517	9/28	vs. Kansas City	Total Net Yards	at Houston	9/20	304
29	9/28	vs. Kansas City	Total First Downs	at Houston	9/20	18
6	9/13	vs. Cleveland	First Downs Rushing	at Houston	9/20	2
22	9/28	vs. Kansas City	First Downs Passing	vs. Cleveland	9/13	10
4	9/13	vs. Cleveland	First Down Penalties	at Houston	9/20	1
77%	9/28	vs. Kansas City	Third Down Efficiency	vs. Cleveland	9/13	25%
7.1	9/28	vs. Kansas City	Average Yards Per Play	vs. Cleveland	9/13	4.5
138	9/13	vs. Cleveland	Total Net Yards Rushing	at Houston	9/20	51
31	9/28	vs. Kansas City	Rushing Attempts	at Houston	9/20	17
5.1	9/13	vs. Cleveland	Rushing Average Yards	at Houston	9/20	3
1	9/28	vs. Kansas City	Rushing Touchdowns	at Houston	9/20	0
				vs. Cleveland	9/13	
385	9/28	vs. Kansas City	Total Net Yards Passing	vs. Cleveland	9/13	168
42	9/28	vs. Kansas City	Passing Attempts	at Houston	9/20	36
31	9/28	vs. Kansas City	Passing Completions	vs. Cleveland	9/13	21
4	9/28	vs. Kansas City	Passing Touchdowns	at Houston	9/20	1
				vs. Cleveland	9/13	
9.2	9/28	vs. Kansas City	Passing Yards Average	vs. Cleveland	9/13	4.1
1	9/20	at Houston	Passes Thrown for Interception	vs. Kansas City	9/28	0
		vs. Cleveland				
4	9/20	at Houston	Times Sacked	vs. Kansas City	9/28	0
22	9/20	at Houston	Sack Yards Lost	vs. Kansas City	9/28	0
4	9/20	at Houston	QB Sacks	vs. Kansas City	9/28	0
3	9/20	at Houston	Total Punts	vs. Kansas City	9/28	1
		vs. Cleveland				
140	9/20	at Houston	Total Punt Yards	vs. Kansas City	9/28	58
58	9/28	vs. Kansas City	Punt Gross Average Yards	vs. Cleveland	9/13	45.7
44	9/20	at Houston	Punt Net Average Yards	vs. Cleveland	9/13	37
1	9/28	vs. Kansas City	Punt Returns	vs. Kansas City	9/28	1
		at Houston		at Houston	9/20	
		vs. Cleveland		vs. Cleveland	9/13	
10	9/20	at Houston	Punt Return Yards	vs. Cleveland	9/13	1
10.0	9/20	at Houston	Punt Return Yards Average	vs. Cleveland	9/13	1.0
1	9/28	vs. Kansas City	Kickoff Returns	vs. Cleveland	9/13	0
		at Houston				
19	9/28	vs. Kansas City	Kickoff Return Yards	vs. Cleveland	9/13	0
8	9/13	vs. Cleveland	Total Penalties	at Houston	9/20	4
80	9/13	vs. Cleveland	Penalty Yards	at Houston	9/20	22
3	9/13	vs. Cleveland	Total Fumbles	vs. Kansas City	9/28	1
				at Houston	9/20	
2	9/13	vs. Cleveland	Fumbles Lost	vs. Kansas City	9/28	1
				at Houston	9/20	
33:56	9/28	vs. Kansas City	Time of Possession	at Houston	9/20	25:09
3	9/13	vs. Cleveland	Turnovers	vs. Kansas City	9/28	1
0	9/28	vs. Kansas City	Attendance	vs. Kansas City	9/28	0
		at Houston		at Houston	9/20	
		vs. Cleveland		vs. Cleveland	9/13	



INDIVIDUAL SUPERLATIVES

CATEGORY	2020 RAVENS INDIVIDUAL BEST	GAME	DATE	OPPONENT INDIVIDUAL BEST	GAME	DATE
Touchdowns	2 Mark Andrews ...1 more.	vs. CLE	09/13	1 Eric Fisher ...6 more.	vs. KC	09/28
Passes Attempted	28 Lamar Jackson	vs. KC	09/28	42 Patrick Mahomes	vs. KC	09/28
Passes Completed	20 Lamar Jackson	vs. CLE	09/13	31 Patrick Mahomes	vs. KC	09/28
Completion Percentage	80.0 Lamar Jackson	vs. CLE	09/13	73.8 Patrick Mahomes	vs. KC	09/28
Passing Yards	275 Lamar Jackson	vs. CLE	09/13	385 Patrick Mahomes	vs. KC	09/28
Yards Per Attempt	11.0 Lamar Jackson	vs. CLE	09/13	9.2 Patrick Mahomes	vs. KC	09/28
Touchdown Passes	3 Lamar Jackson	vs. CLE	09/13	4 Patrick Mahomes	vs. KC	09/28
Receptions	5 Marquise Brown ...2 more.	at HOU	09/20	7 Sammy Watkins ...1 more.	vs. KC	09/28
Receiving Yards	101 Marquise Brown	vs. CLE	09/13	95 Brandin Cooks	at HOU	09/20
Touchdown Receptions	2 Mark Andrews	vs. CLE	09/13	1 Eric Fisher ...5 more.	vs. KC	09/28
Rushing Yards	83 Lamar Jackson	vs. KC	09/28	72 Kareem Hunt	vs. CLE	09/13
Rushing Attempts	16 Lamar Jackson	at HOU	09/20	20 Clyde Edwards-Helaire	vs. KC	09/28
Rushing Average	9.2 Lamar Jackson	vs. KC	09/28	6.0 Nick Chubb	vs. CLE	09/13
Rushing Touchdowns	2 J.K. Dobbins	vs. CLE	09/13	1 Patrick Mahomes	vs. KC	09/28
Yards From Scrimmage	101 Marquise Brown	vs. CLE	09/13	134 Clyde Edwards-Helaire	vs. KC	09/28
Combined Net Yards	126 Devin Duvernay	vs. KC	09/28	134 Clyde Edwards-Helaire	vs. KC	09/28
Interceptions Made	1 Marcus Peters ...1 more.	at HOU	09/20			
Interceptions Thrown				1 Deshaun Watson ...1 more.	at HOU	09/20
INT Return Yards	9 Marcus Peters	at HOU	09/20			
Tackles	10 Chuck Clark	vs. KC	09/28	15 Zach Cunningham	at HOU	09/20
Sacks	1.0 Tyus Bowser ...4 more.	at HOU	09/20	2.0 Chris Jones ...1 more.	vs. KC	09/28
Punts	3 Sam Koch ...1 more.	vs. KC	09/28	3 Bryan Anger ...1 more.	at HOU	09/20
Punts Inside the 20	2 Sam Koch	vs. CLE	09/13	2 Bryan Anger	at HOU	09/20
Punting Average	49.0 Sam Koch	vs. KC	09/28	58.0 Tommy Townsend	vs. KC	09/28
Punt Returns	2 James Proche II	vs. CLE	09/13	1 Mecole Hardman ...2 more.	vs. KC	09/28
Punt Return Yards	26 James Proche II	vs. CLE	09/13	10 DeAndre Carter	at HOU	09/20
Kickoff Returns	3 Devin Duvernay	at HOU	09/20	1 Mecole Hardman ...1 more.	vs. KC	09/28
Kickoff Return Yards	119 Devin Duvernay	vs. KC	09/28	19 Mecole Hardman	vs. KC	09/28
Field Goals Attempted	4 Justin Tucker	at HOU	09/20	3 Ka'imi Fairbairn	at HOU	09/20
Field Goals Made	4 Justin Tucker	at HOU	09/20	3 Ka'imi Fairbairn	at HOU	09/20

CATEGORY	2020 RAVENS LONGEST PLAYS	GAME	DATE	OPPONENT INDIVIDUAL	GAME	DATE
Run From Scrimmage	44 J.K. Dobbins	at HOU	09/20	29 Nick Chubb	vs. CLE	09/13
Touchdown Run	30 Mark Ingram II	at HOU	09/20	3 Patrick Mahomes	vs. KC	09/28
Passing Long	47 Lamar Jackson	vs. CLE	09/13	49 Patrick Mahomes	vs. KC	09/28
Touchdown Pass Long	19 Lamar Jackson	vs. CLE	09/13	49 Patrick Mahomes	vs. KC	09/28
Longest Reception	47 Marquise Brown	vs. CLE	09/13	49 Mecole Hardman	vs. KC	09/28
Touchdown Reception	19 Willie Snead IV	vs. CLE	09/13	49 Mecole Hardman	vs. KC	09/28
Interception Return	9 Marcus Peters	at HOU	09/20			
Longest Opponent's Fumble Return	22 L.J. Fort	at HOU	09/20			
Punt Return	17 James Proche II	vs. CLE	09/13	10 DeAndre Carter	at HOU	09/20
Kickoff Return	93 Devin Duvernay	vs. KC	09/28	19 Mecole Hardman	vs. KC	09/28
Punt	53 Sam Koch	at HOU	09/20	59 Jamie Gillan	vs. CLE	09/13
Field Goal	47 Justin Tucker	at HOU	09/20	45 Ka'imi Fairbairn	at HOU	09/20
Field Goal Attempt	47 Justin Tucker	at HOU	09/20	45 Ka'imi Fairbairn	at HOU	09/20

TURNOVER TABLE

DATE	OPPONENT	FORCED TURNOVERS			TURNOVERS CONVERTED					OUTCOME	
		FUM	INTS	TOTAL	TD	FG	PTS.	PTS. PCT.	TD PCT.	NET DIFF.	RESULT
09/13	Baltimore	2	1	3	2	1	17	100.0	66.7	+2	W
	Cleveland	1	0	1	0	0	0	0.0	0.0	-2	L
09/20	Baltimore	1	1	2	1	0	7	50.0	100.0	+2	W
	at Houston	0	0	0	0	0	0	0.0	0.0	-2	L
09/28	Baltimore	1	0	1	0	1	3	100.0	0.0	0	L
	Kansas City	1	0	1	0	0	0	0.0	0.0	0	W
10/04	at Washington	--	--	--	--	--	--	--	--	--	--
10/11	Cincinnati	--	--	--	--	--	--	--	--	--	--
10/18	at Philadelphia	--	--	--	--	--	--	--	--	--	--
10/25	Pittsburgh	--	--	--	--	--	--	--	--	--	--
11/08	at Indianapolis	--	--	--	--	--	--	--	--	--	--
11/15	at New England	--	--	--	--	--	--	--	--	--	--
11/22	Tennessee	--	--	--	--	--	--	--	--	--	--
11/26	at Pittsburgh	--	--	--	--	--	--	--	--	--	--
12/03	Dallas	--	--	--	--	--	--	--	--	--	--
12/14	at Cleveland	--	--	--	--	--	--	--	--	--	--
12/20	Jacksonville	--	--	--	--	--	--	--	--	--	--
12/27	N.Y. Giants	--	--	--	--	--	--	--	--	--	--
01/03	at Cincinnati	--	--	--	--	--	--	--	--	--	--
RAVENS		4	2	6	3	2	27	83.3	60.0	+4	2-1
OPPONENTS		2	0	2	0	0	0	0.0	0.0	-4	1-2



INSIDE THE 20

RAVENS																		
Date	Opponent	Pos	TD	PAT	2-Pt.	Miss PAT	FG	FGA	Blk/MFG	INT	Fum	Dwns	Drive Ends			TD%	Score Pct.	Pts/Poss
09/13	Cleveland	6	5	5	0	0	0	0	0	0	1	0	0	0	35	83.3	83.3	5.8
09/20	at Houston	3	1	1	0	0	2	2	0	0	0	0	0	0	13	33.3	100.0	4.3
09/28	Kansas City	4	1	1	0	0	2	2	0	0	0	1	0	0	13	25.0	75.0	3.3
10/04	at Washington	--	--	--	--	--	--	--	--	--	--	--	--	--	--	--	--	--
10/11	Cincinnati	--	--	--	--	--	--	--	--	--	--	--	--	--	--	--	--	--
10/18	at Philadelphia	--	--	--	--	--	--	--	--	--	--	--	--	--	--	--	--	--
10/25	Pittsburgh	--	--	--	--	--	--	--	--	--	--	--	--	--	--	--	--	--
11/08	at Indianapolis	--	--	--	--	--	--	--	--	--	--	--	--	--	--	--	--	--
11/15	at New England	--	--	--	--	--	--	--	--	--	--	--	--	--	--	--	--	--
11/22	Tennessee	--	--	--	--	--	--	--	--	--	--	--	--	--	--	--	--	--
11/26	at Pittsburgh	--	--	--	--	--	--	--	--	--	--	--	--	--	--	--	--	--
12/03	Dallas	--	--	--	--	--	--	--	--	--	--	--	--	--	--	--	--	--
12/14	at Cleveland	--	--	--	--	--	--	--	--	--	--	--	--	--	--	--	--	--
12/20	Jacksonville	--	--	--	--	--	--	--	--	--	--	--	--	--	--	--	--	--
12/27	N.Y. Giants	--	--	--	--	--	--	--	--	--	--	--	--	--	--	--	--	--
01/03	at Cincinnati	--	--	--	--	--	--	--	--	--	--	--	--	--	--	--	--	--
TOTALS		13	7	7	0	0	4	4	0	0	1	1	0	0	61	53.8	84.6	4.7

OPPONENT																		
Date	Opponent	Pos	TD	PAT	2-Pt.	Miss PAT	FG	FGA	Blk/MFG	INT	Fum	Dwns	Drive Ends			TD%	Score Pct.	Pts/Poss
09/13	Cleveland	1	1	0	0	1	0	0	0	0	0	0	0	0	6	100.0	100.0	6.0
09/20	at Houston	2	1	1	0	0	1	1	0	0	0	0	0	0	10	50.0	100.0	5.0
09/28	Kansas City	3	3	2	0	1	0	0	0	0	0	0	0	0	20	100.0	100.0	6.7
10/04	at Washington	--	--	--	--	--	--	--	--	--	--	--	--	--	--	--	--	--
10/11	Cincinnati	--	--	--	--	--	--	--	--	--	--	--	--	--	--	--	--	--
10/18	at Philadelphia	--	--	--	--	--	--	--	--	--	--	--	--	--	--	--	--	--
10/25	Pittsburgh	--	--	--	--	--	--	--	--	--	--	--	--	--	--	--	--	--
11/08	at Indianapolis	--	--	--	--	--	--	--	--	--	--	--	--	--	--	--	--	--
11/15	at New England	--	--	--	--	--	--	--	--	--	--	--	--	--	--	--	--	--
11/22	Tennessee	--	--	--	--	--	--	--	--	--	--	--	--	--	--	--	--	--
11/26	at Pittsburgh	--	--	--	--	--	--	--	--	--	--	--	--	--	--	--	--	--
12/03	Dallas	--	--	--	--	--	--	--	--	--	--	--	--	--	--	--	--	--
12/14	at Cleveland	--	--	--	--	--	--	--	--	--	--	--	--	--	--	--	--	--
12/20	Jacksonville	--	--	--	--	--	--	--	--	--	--	--	--	--	--	--	--	--
12/27	N.Y. Giants	--	--	--	--	--	--	--	--	--	--	--	--	--	--	--	--	--
01/03	at Cincinnati	--	--	--	--	--	--	--	--	--	--	--	--	--	--	--	--	--
TOTALS		6	5	3	0	2	1	1	0	0	0	0	0	0	36	83.3	100.0	6.0

FIRST DOWNS GAINED

PLAYER	RUSH	REC.	TOTAL	3RD DOWN CONVERSION	4TH DOWN CONVERSION
Lamar Jackson	9	0	9	2	1
Marquise Brown	0	8	8	2	0
Gus Edwards	7	0	7	2	0
J.K. Dobbins	5	2	7	2	0
Mark Andrews	0	7	7	3	0
Mark Ingram II	5	1	6	0	1
Willie Snead IV	0	5	5	3	0
Miles Boykin	0	3	3	0	0
Nick Boyle	0	2	2	0	0
Devin Duvernay	0	2	2	0	0
Patrick Ricard	0	2	2	0	0
Team (by penalty)	--	--	4	--	--
2020 TOTALS	26	32	62	14	2



COMPLETIONS BY DISTANCE

2020 REGULAR SEASON									
Date	Opponent	Quarterback	Loss	0-9	10-19	20-29	30-39	40-49	50+
9/13	Cleveland	Jackson	1	6 (2)	8 (1)	4	--	1	--
		Griffin III	--	1	--	--	--	--	--
9/20	at Houston	Jackson	1	7 (1)	7	3	--	--	--
9/28	Kansas City	Jackson	--	13 (1)	2	--	--	--	--
10/4	at Washington	--	--	--	--	--	--	--	--
10/11	Cincinnati	--	--	--	--	--	--	--	--
10/18	at Philadelphia	--	--	--	--	--	--	--	--
10/25	Pittsburgh	--	--	--	--	--	--	--	--
11/8	at Indianapolis	--	--	--	--	--	--	--	--
11/15	at New England	--	--	--	--	--	--	--	--
11/22	Tennessee	--	--	--	--	--	--	--	--
11/26	at Pittsburgh	--	--	--	--	--	--	--	--
12/3	Dallas	--	--	--	--	--	--	--	--
12/14	at Cleveland	--	--	--	--	--	--	--	--
12/20	Jacksonville	--	--	--	--	--	--	--	--
12/27	N.Y. Giants	--	--	--	--	--	--	--	--
1/3	at Cincinnati	--	--	--	--	--	--	--	--
PLAYER TOTALS		Jackson	2	26 (4)	17 (1)	7	--	1	--
		Griffin III	--	1	--	--	--	--	--
TEAM TOTALS			2	27 (4)	17 (1)	7	--	1	--



THE LAST TIME IT HAPPENED

BY RAVENS

BY OPPONENT

RUSHING

* Never Has Happened *	300 YARDS RUSHING	* Never Has Happened *
204 YDs, Ray Rice @ Cleveland, 12/04/11	200 YARDS RUSHING	* Never Has Happened *
130 YDs, Gus Edwards vs. Pittsburgh, 12/29/19	100 YARDS RUSHING	146 YDs, Raheem Mostert vs. San Francisco, 12/01/19
* Never Has Happened *	FIVE TOUCHDOWNS RUSHING	* Never Has Happened *
* Never Has Happened *	FOUR TOUCHDOWNS RUSHING	* Never Has Happened *
3 TDs, Mark Ingram II: (2, 19, 1) @ Kansas City, 09/22/19	THREE TOUCHDOWNS RUSHING	3 TDs, Nick Chubb: (14, 2, 88) vs. Cleveland, 09/29/19
2 TDs, J.K. Dobbins: (3, 2) vs. Cleveland, 09/13/20	TWO TOUCHDOWNS RUSHING	3 TDs, Nick Chubb: (14, 2, 88) vs. Cleveland, 09/29/19
* Never Has Happened *	TWO PLAYERS WITH TWO TD RUSHING	* Never Has Happened *

RECEIVING

147 YDs/108 YDs, Marquise Brown/Mark Andrews @ Miami, 09/08/19	TWO 100-YARD RECEIVERS	114 YDs/104 YDs, Christian Kirk/Larry Fitzgerald vs. Arizona, 09/15/19
258 YDs, Qadry Ismail @ Pittsburgh, 12/12/99	200 YARDS RECEIVING	213 YDs, Antonio Brown @ Pittsburgh, 12/10/17
101 YDs, Marquise Brown vs. Cleveland, 09/13/20	100 YARDS RECEIVING	167 YDs, Jarvis Landry vs. Cleveland, 09/29/19
* Never Has Happened *	FIVE TOUCHDOWN RECEPTIONS	* Never Has Happened *
4 TDs, Marcus Robinson: (13, 50, 25, 9) vs. Seattle, 11/23/03	FOUR TOUCHDOWN RECEPTIONS	* Never Has Happened *
3 TDs, Torrey Smith: (74, 41, 18) @ St. Louis, 09/25/11	THREE TOUCHDOWN RECEPTIONS	3 TDs, A.J. Green: (4, 32, 7) @ Cincinnati, 09/13/18
2 TDs, Mark Andrews: (9, 5) vs. Cleveland, 09/13/20	TWO TOUCHDOWN RECEPTIONS	2 TDs, Jamison Crowder: (4, 18) vs. N.Y. Jets, 12/12/19
Willie Snead IV: (7, 7)/Marquise Brown: (6, 18) @ L.A. Rams, 11/25/19	TWO PLAYERS WITH TWO TD RECEPTIONS	Doug Baldwin: (14, 22, 16)/Tyler Lockett: (8, 49) vs. Seattle, 12/13/15

PASSING

* Never Has Happened *	500 YARDS PASSING	506 YDs, Ben Roethlisberger @ Pittsburgh, 12/10/17
43 ATT., Lamar Jackson @ Kansas City, 09/22/19	40+ PASS ATTEMPTS	42 ATT., Patrick Mahomes vs. Kansas City, 09/28/20
56 ATT., Joe Flacco @ Cleveland, 10/07/18	50+ PASS ATTEMPTS	53 ATT., Patrick Mahomes @ Kansas City, 12/09/18
429 YDs, Vinny Testaverde vs. St. Louis, 10/27/96	400 YARDS PASSING	506 YDs, Ben Roethlisberger @ Pittsburgh, 12/10/17
324 YDs, Lamar Jackson @ Miami, 09/08/19	300 YARDS PASSING	385 YDs, Patrick Mahomes vs. Kansas City, 09/28/20
* Never Has Happened *	SEVEN TOUCHDOWN PASSES	* Never Has Happened *
* Never Has Happened *	SIX TOUCHDOWN PASSES	6 TDs, Ben Roethlisberger: (5, 19, 47, 54, 18, 33) @ Pittsburgh, 11/02/14
5 TDs, Lamar Jackson: (5, 1, 24, 33, 10) vs. N.Y. Jets, 12/12/19	FIVE TOUCHDOWN PASSES	5 TDs, Russell Wilson: (8, 14, 22, 49, 16) vs. Seattle, 12/13/15
5 TDs, Lamar Jackson: (5, 1, 24, 33, 10) vs. N.Y. Jets, 12/12/19	FOUR TOUCHDOWN PASSES	4 TDs, Patrick Mahomes: (5, 20, 49, 2) vs. Kansas City, 09/28/20
* Never Has Happened *	FOUR OR MORE INTERCEPTION GAME	* Never Has Happened *
3 TDs, Lamar Jackson: (9, 5, 19) vs. Cleveland, 09/13/20	THREE TOUCHDOWN PASSES	4 TDs, Patrick Mahomes: (5, 20, 49, 2) vs. Kansas City, 09/28/20
* Never Has Happened *	THREE INTERCEPTION GAME	3 INT, Anthony Henry vs. Cleveland, 11/18/01
2 INT, Jimmy Smith vs. Cleveland, 12/30/18	TWO INTERCEPTION GAME	2 INT, Kevin Byard @ Tennessee, 11/05/17
5 INTs, Joe Flacco @ Buffalo, 09/29/13	FOUR INTERCEPTIONS THROWN	4 INTs, Andy Dalton @ Cincinnati, 09/10/17
3 INTs, Lamar Jackson @ Pittsburgh, 10/06/19	THREE INTERCEPTIONS THROWN	3 INTs, Baker Mayfield vs. Cleveland, 12/30/18
3 INTs, Lamar Jackson @ Pittsburgh, 10/06/19	TWO INTERCEPTIONS THROWN	2 INTs, Jared Goff @ L.A. Rams, 11/25/19

COMBINED YARDS

THE LAST TIME IT HAPPENED

107 YDs/324 YDs, Mark Ingram II/Lamar Jackson @ Miami, 09/08/19	100-YARD RUSHER AND 300-YARD PASSER	165 YDs/342 YDs, Nick Chubb/Baker Mayfield vs. Cleveland, 09/29/19
147/108 YDs/324 YDs, Marquise Brown/Mark Andrews/Lamar Jackson @ Miami, 09/08/19	100-YARD RECEIVER AND 300-YARD PASSER	167 YDs/342 YDs, Jarvis Landry/Baker Mayfield vs. Cleveland, 09/29/19
120 YDs/112 YDs, Lamar Jackson/Mark Andrews vs. Arizona, 09/15/19	100-YARD RUSHER AND 100-YARD RECEIVER	165 YDs/167 YDs, Nick Chubb/Jarvis Landry vs. Cleveland, 09/29/19
107 YDs/324 YDs/108 YDs, Mark Ingram II/Lamar Jackson Mark Andrews @ Miami, 09/08/19	100-YARD RUSHER, 300-YARD PASSER, 100-YARD RECEIVER	165 YDs/342 YDs/167 YDs, Nick Chubb/Baker Mayfield Jarvis Landry vs. Cleveland, 09/29/19

DEFENSE

89 YDs, Marcus Peters: (3:55) 5-R.Finley pass short right intended for 12-A.Erickson INTERCEPTED by 24-M.Peters at BLT 11. 24-M.Peters for 89 yards, TOUCHDOWN. @ Cincinnati, 11/10/19	INTERCEPTED PASS RETURNED FOR A TOUCHDOWN	89 YDs, Darqueze Dennard: (10:36) 5-J.Flacco pass short middle intended for 10-C.Moore INTERCEPTED by 21-D.Dennard at CIN 11. 21-D.Dennard for 89 yards, TOUCHDOWN. Flacco's first interception in 134 attempts. vs. Cincinnati, 12/31/17
22 YDs, L.J. Fort: (5:26) (Shotgun) 4-D.Watson pass short right to 16-K.Coutee to HST 23 for 6 yards (44-M.Humphrey). FUMBLES (44-M.Humphrey), RECOVERED by BLT-58-L.Fort at HST 22. 58-L.Fort pushed ob at HST 1 for 21 yards (78-L.Tunsil).The Replay Official reviewed the short of the goal line ruling, and the play was REVERSED.(Shotgun) 4-D.Watson pass short right to 16-K.Coutee to HST 23 for 6 yards (44-M.Humphrey). FUMBLES (44-M.Humphrey), RECOVERED by BLT-58-L.Fort at HST 22. 58-L.Fort for 22 yards, TOUCHDOWN. @ Houston, 09/20/20	FUMBLE RETURNED FOR A TOUCHDOWN	74 YDs, Vic Beasley Jr.: (11:52) (Shotgun) 8-L.Jackson sacked at ATL 27 for -5 yards (97-G.Jarrett). FUMBLES (97-G.Jarrett) [97-G.Jarrett], RECOVERED by ATL-44-V.Beasley at ATL 26. 44-V.Beasley for 74 yards, TOUCHDOWN. PENALTY on ATL-44-V.Beasley, Unsportsmanlike Conduct, 15 yards, enforced between downs. @ Atlanta, 12/02/18
(4:27) (Shotgun) 6-D.Hodges pass incomplete short right [39-B.Carr]. PENALTY on PIT-6-D.Hodges, Intentional Grounding, 6 yards, enforced in End Zone, SAFETY. vs. Pittsburgh, 12/29/19	SAFETY SCORED	Malcom Brown: (10:53) 30-K.Dixon right tackle tackled in End Zone for -1 yards, SAFETY (90-M.Brown, 23-P.Chung). @ New England, 12/12/16
Baltimore 21, Tennessee 0 @ Tennessee, 10/14/18	SHUTOUT	Tampa Bay 25, Baltimore 0 vs. Tampa Bay, 09/15/02
4.0 SK, Peter Boulware vs. Minnesota, 01/07/02	FOUR SACK GAME	4.0 SK, Antwan Barnes @ San Diego, 12/18/11
3.0 SK, Matthew Judon vs. Oakland, 11/25/18	THREE SACK GAME	3.0 SK, Vincent Rey vs. Cincinnati, 11/10/13
2.0 SK/2.0 SK, Matthew Judon/Tyus Bowser vs. Houston, 11/17/19	TWO SACK GAME	2.0 SK, Chris Jones vs. Kansas City, 09/28/20

SPECIAL TEAMS

93 YDs, Devin Duvernay: 7-H.Butker kicks 58 yards from KC 35 to BLT 7. 13-D.Duvernay for 93 yards, TOUCHDOWN. vs. Kansas City, 09/28/20	KICKOFF RETURNED FOR A TOUCHDOWN	92 YDs, Brandon Wilson: 9-J.Tucker kicks 57 yards from BLT 35 to CIN 8. 40-B.Wilson for 92 yards, TOUCHDOWN. vs. Cincinnati, 10/13/19
70 YDs, Cyrus Jones: (13:01) (Punt formation) 5-J.Townsend punts 52 yards to BLT 30, Center-47-T.Sieg. 27-C.Jones for 70 yards, TOUCHDOWN. vs. Oakland, 11/25/18	PUNT RETURNED FOR A TOUCHDOWN	85 YDs, Jamison Crowder: (5:11) (Punt formation) 4-S.Koch punts 45 yards to WAS 15, Center-46-M.Cox. 80-J.Crowder for 85 yards, TOUCHDOWN. vs. Washington, 10/09/16
Brent Urban: (:03) 6-T.Coons 51 yard field goal is BLOCKED (96-B.Urban), Center-47-C.Hughlett, Holder-8-A.Lee, RECOVERED by BLT-33-W.Hill at BLT 36. 33-W.Hill for 64 yards, TOUCHDOWN. @ Cleveland, 11/30/15	BLOCKED FIELD GOAL RETURNED FOR A TOUCHDOWN	* Never Has Happened *
Javorius Allen: (13:44) (Punt formation) 4-J.Berry punt is BLOCKED by 37-J.Allen, Center-60-G.Warren, RECOVERED by BLT-10-C.Moore at PIT 14. 10-C.Moore for 14 yards, TOUCHDOWN. vs. Pittsburgh, 11/06/16	BLOCKED PUNT RETURNED FOR A TOUCHDOWN	Tarell Basham: (12:13) (Punt formation) 4-S.Koch punt is BLOCKED by 93-T.Basham, Center-46-M.Cox, RECOVERED by NYJ-49-B.Bello at BLT 14. 49-B.Bello for 14 yards, TOUCHDOWN. vs. N.Y. Jets, 12/12/19
51 YDs, Justin Tucker: (9:02) (Field Goal formation) 9-J.Tucker 51 yard field goal is GOOD, Center-46-M.Cox, Holder-4-S.Koch. vs. Arizona, 09/15/19	MADE FIELD GOAL OF 50 YARDS OR LONGER	54 YDs, Jason Sanders: (10:43) (Field Goal formation) 7-J.Sanders 54 yard field goal is GOOD, Center-46-T.Pepper, Holder-2-M.Haack. @ Miami, 09/08/19
48 YDs, Justin Tucker: (:05) (Field Goal formation) 9-J.Tucker 48 yard field goal is BLOCKED (21-D.Ward), Center-46-M.Cox, Holder-4-S.Koch, recovered by BLT-46-M.Cox at CLV 7. @ Cleveland, 10/07/18	BLOCKED FIELD GOAL	49 YDs, Sam Ficken: (5:13) (Field Goal formation) 9-S.Ficken 49 yard field goal is BLOCKED (42-P.Ricard), Center-42-T.Hennessy, Holder-4-L.Edwards. vs. N.Y. Jets, 12/12/19

THE LAST TIME IT HAPPENED

Sam Koch: (12:13) (Punt formation) 4-S.Koch punt is **BLOCKED** by 93-T.Basham, Center-46-M.Cox, **RECOVERED** by NYJ-49-B.Bello at BLT 14. 49-B.Bello for 14 yards, **TOUCHDOWN**. vs. N.Y. Jets, 12/12/19

BLOCKED PUNT

Jordan Berry: (13:44) (Punt formation) 4-J.Berry punt is **BLOCKED** by 37-J.Allen, Center-60-G.Warren, **RECOVERED** by BLT-10-C.Moore at PIT 14. 10-C.Moore for 14 yards, **TOUCHDOWN**. vs. Pittsburgh, 11/06/16

Justin Tucker: 9-J.Tucker extra point is No Good, Wide Left, Center-46-M.Cox, Holder-4-S.Koch. vs. N.Y. Jets, 12/12/19

MISSED POINT AFTER TOUCHDOWN ATTEMPT

Harrison Butker: 7-H.Butker extra point is No Good, Wide Left, Center-41-J.Winchester, Holder-5-T.Townsend. vs. Kansas City, 09/28/20

Patrick Murray: 2-P.Murray extra point is Blocked (93-L.Guy), Center-47-C.Hughlett, Holder-4-B.Colquitt. **DEFENSIVE TWO-POINT ATTEMPT**. 36-T.Young recovered the blocked kick. **ATTEMPT SUCCEEDS**. @ Cleveland, 09/18/16

POINT AFTER TOUCHDOWN ATTEMPT BLOCKED

Steven Hauschka: 6-S.Hauschka extra point is Blocked (92-S.Rogers), Center-70-M.Katula, Holder-4-S.Koch. @ Cleveland, 11/16/09

* Never Has Happened *

SUCCESSFUL ONSIDE KICK

Johnathan Cyprien: 10-J.Scobee kicks inside 17 yards from JAX 35 to BLT 48. **RECOVERED** by JAX-37-J.Cyprien. vs. Jacksonville, 12/14/14

5 FG, Justin Tucker: (48, 29, 48, 45, 39) vs. San Diego, 11/01/15

FIVE FIELD GOALS

6 FG, Kai Forbath: (52, 51, 43, 43, 34, 32) @ Minnesota, 10/22/17

4 FG, Justin Tucker: (32, 39, 47, 20) @ Houston, 09/20/20

FOUR FIELD GOALS

4 FG, Chris Boswell: (52, 43, 24, 46) @ Pittsburgh, 12/10/17

4 FG, Justin Tucker: (32, 39, 47, 20) @ Houston, 09/20/20

THREE FIELD GOALS

3 FG, Ka'imi Fairbairn: (44, 35, 45) @ Houston, 09/20/20

TEAM/MISCELLANEOUS

643 YDs, Baltimore 643, Miami 200 @ Miami, 09/08/19

500 TOTAL YARDS OF OFFENSE

517 YDs, Kansas City 517, Baltimore 228 vs. Kansas City, 09/28/20

407 YDs, Baltimore 407, Houston 304 @ Houston, 09/20/20

400 TOTAL YARDS OF OFFENSE

426 YDs, Baltimore 463, Cleveland 426 vs. Cleveland, 12/30/18

ST: (8:16) L.Jackson left end for 5 yards, **TOUCHDOWN**.ST: (11:20) (Shotgun) L.Jackson pass short right to M.Crabtree for 8 yards, **TOUCHDOWN**.DEF: (6:11) (No Huddle, Shotgun) D.Carr sacked at OAK 33 for -5 yards (M.Judon). **FUMBLES** (M.Judon) [M.Judon], **RECOVERED** by BLT-T.Suggs at OAK 43. T.Suggs for 43 yards, **TOUCHDOWN**. Suggs' 3rd career touchdown.OFF: (13:01) (Punt formation) J.Townsend punts 52 yards to BLT 30, Center-T.Sieg. C.Jones for 70 yards, **TOUCHDOWN**. vs. Oakland, 11/25/18

TOUCHDOWN ON OFFENSE, DEFENSE AND SPECIAL TEAMS

* Never Has Happened *

Mark Ingram II: **TWO-POINT CONVERSION ATTEMPT**. 21-M.Ingram II rushes right guard. **ATTEMPT SUCCEEDS**. Mark Ingram runs around RE. vs. N.Y. Jets, 12/12/19

MADE TWO-POINT CONVERSION

Sam Darnold: **TWO-POINT CONVERSION ATTEMPT**. 14-S.Darnold pass to 11-Ro.Anderson is complete. **ATTEMPT SUCCEEDS**. vs. N.Y. Jets, 12/12/19

Lamar Jackson/Lamar Jackson/Lamar Jackson: (Pass formation) **TWO-POINT CONVERSION ATTEMPT**. 8-L.Jackson rushes left end. **ATTEMPT FAILS**.**TWO-POINT CONVERSION ATTEMPT**. 8-L.Jackson rushes left end. **ATTEMPT FAILS**.(Pass formation) **TWO-POINT CONVERSION ATTEMPT**. 8-L.Jackson pass to 86-N.Boyle is incomplete. **ATTEMPT FAILS**. @ Kansas City, 09/22/19

FAILED TWO-POINT CONVERSION

Baker Mayfield: **TWO-POINT CONVERSION ATTEMPT**. 6-B.Mayfield pass to 83-R.Seals-Jones is incomplete. **ATTEMPT FAILS**. @ Cleveland, 12/22/19

Baltimore 59, Miami 10 @ Miami, 09/08/19

50 POINTS

* Never Has Happened *

Baltimore 42, N.Y. Jets 21 vs. N.Y. Jets, 12/12/19

40 POINTS

Cleveland 40, Baltimore 25 vs. Cleveland, 09/29/19

Baltimore 26, Pittsburgh 23 @ Pittsburgh, 10/06/19

OVERTIME WIN

Kansas City 27, Baltimore 24 @ Kansas City, 12/09/18

Kansas City 27, Baltimore 24 @ Kansas City, 12/09/18

OVERTIME LOSS

Baltimore 26, Pittsburgh 23 @ Pittsburgh, 10/06/19

Baltimore 10, Philadelphia 10 vs. Philadelphia, 11/16/97

OVERTIME TIE

Baltimore 10, Philadelphia 10 vs. Philadelphia, 11/16/97

TEAM RECORD WHEN...

RAVENS 2020 REGULAR SEASON RECORD WHEN...

CATEGORY	2020 SEASON W-L-T	ALL-TIME W-L-T	CATEGORY	2020 SEASON W-L-T	ALL-TIME W-L-T
OVERALL	2-1	216-170-1	IN SEPTEMBER	2-1	52-33
HOME	1-1	134-59-1	IN OCTOBER	0-0	39-52
RAVENS AT M&T BANK STADIUM	1-1	127-51	IN NOVEMBER	0-0	61-39-1
RAVENS ON THE ROAD	1-0	82-111	IN DECEMBER	0-0	59-41
RAVENS ON GRASS	1-1	116-102-1	IN JANUARY	0-0	5-4
RAVENS ON ARTIFICIAL TURF	1-0	100-68	ON SUNDAY NIGHT	0-0	15-12
RAVENS IN DOMES	0-0	5-11	ON THURSDAY NIGHT	0-0	8-5
RAVENS IN RETRACTABLE ROOF STADIUMS	1-0	5-6	ON MONDAY NIGHT	0-1	13-12
RAVENS OUTDOORS	1-1	209-155-1	ON SATURDAY	0-0	4-1
RAVENS INDOORS	1-0	7-15	DAY GAMES	2-0	178-140-1
RAVENS SCORE FIRST	2-1	150-55-1	NIGHT GAMES	0-1	38-30
OPPONENT SCORES FIRST	0-0	66-115	VS. AFC NORTH OVERALL	1-0	64-45
RAVENS SCORE ON FIRST POSSESSION	1-1	93-48	VS. AFC NORTH AT HOME	1-0	38-17
RAVENS SCORE 20 OR MORE POINTS	2-1	171-64	VS. AFC NORTH ON THE ROAD	0-0	26-28
RAVENS SCORE 19 OR LESS POINTS	0-0	45-106-1	VS. AFC	2-1	162-131
RAVENS ALLOW 20 OR MORE	0-1	53-132	VS. AFC EAST	0-0	27-20
RAVENS ALLOW 19 OR LESS POINTS	2-0	163-38-1	VS. AFC SOUTH	1-0	20-17
RAVENS LEAD AFTER 1ST QUARTER	2-0	129-33-1	VS. AFC WEST	0-1	25-21
RAVENS TRAIL AFTER 1ST QUARTER	0-1	43-96	VS. NFC	0-0	54-39-1
SCORE TIED AFTER 1ST QUARTER	0-0	44-41	VS. NFC EAST	0-0	13-9-1
RAVENS LEAD AT HALFTIME	2-0	168-32-1	VS. NFC SOUTH	0-0	12-8
RAVENS TRAIL AT HALFTIME	0-1	34-122	VS. NFC NORTH	0-0	8-8
SCORE TIED AT HALFTIME	0-0	14-16	VS. NFC WEST	0-0	18-9
RAVENS LEAD AFTER 3RD QUARTER	2-0	182-28-1	RAVENS WEARING COLOR RUSH (ALL PURPLE)	0-0	4-0
RAVENS TRAIL AFTER 3RD QUARTER	0-1	28-134	RAVENS WEARING BLACK JERSEYS W/ WHITE PANTS	0-1	7-4
SCORE TIED AFTER 3RD QUARTER	0-0	6-8	RAVENS WEARING BLACK JERSEYS W/ BLACK PANTS	0-0	15-5
GAME GOES TO OVERTIME	0-0	13-13-1	RAVENS WEARING BLACK JERSEYS W/ PURPLE PANTS	0-0	1-0
RAVENS HAVE + TURNOVER RATIO	2-0	135-24			
RAVENS HAVE - TURNOVER RATIO	0-0	35-111-1			
TURNOVER RATIO EVEN	0-1	46-35			
RAVENS HAVE 30:00+TOP	1-0	157-57-1			
RAVENS HAVE LESS THAN 30:00 TOP	1-1	59-113			
RAVENS HAVE 100-YARD RUSHER	0-0	78-26-1			
RAVENS HAVE 300 NET PASSING YARDS	0-0	21-21			
RAVENS HAVE 300-YARD PASSER	0-0	26-26			
RAVENS HAVE 1 100-YARD RECEIVER	1-0	47-35			
RAVENS HAVE 2 100-YARD RECEIVERS	0-0	2-2			
RAVENS SCORE A KR TD	0-1	5-5			
RAVENS SCORE A PR TD	0-0	12-3			

REPLAY CHALLENGES

RAVENS

Date	Opp.	Initial Ruling	Ruling Challenged	Ruling
9/20	at. Hou.	L. Jackson right tackle to BLT for 6 yards	Short of the line to gain	Upheld

TOTALS 0-for-1 (0%)

OPPONENTS

Date	Opp.	Initial Ruling	Ruling Challenged	Ruling
------	------	----------------	-------------------	--------

TOTALS

REPLAY ASSISTANT

Last two minutes of the half and overtime and any touchdown scoring play or turnover

Date	Opp.	Initial Ruling	Ruling Challenged	Ruling
9/13	vs. Cle.	L. Jackson pass short middle to M. Andrews for 5 yards	Touchdown	Upheld
9/13	vs. Cle.	N. Chubb left guard to CLV 22 for 10 yards. FUMBLES, RECOVERED by L. Fort at CLV 20. L. Fort to CLV 20 for 2 yards.	Fumble	Upheld
9/20	at Hou.	D. Watson pass short right to K. Coutee to HST 23 for 6 yards (M. Humphrey). FUMBLES (M. Humphrey), RECOVERED by BLT-L. Fort at HST 22. L. Fort pushed ob at HST 1 for 21 yards (L. Tunsil).	Short of the goal line	Reversed – touchdown

TOTALS 2-for-3 (66.7%)

HARBAUGH CAREER CHALLENGE TOTALS

REGULAR SEASON

Year	No.	Reversed	Upheld	Pct.
2008	7	3	4	42.8
2009	11	6	5	54.5
2010	9	1	8	11.1
2011	12	8	4	66.7
2012	6	3	3	50.0
2013	12	7	5	58.3
2014	8	1	7	12.5
2015	8	3	5	37.5
2016	5	2	3	40.0
2017	9	5	4	55.6
2018	6	3	3	50.0
2019	6	0	6	0.0
2020	1	0	1	0.0
Total	100	42	58	42.0

POST SEASON

Year	No.	Reversed	Upheld	Pct.
2008	3	2	1	66.7
2009	2	1	1	50.0
2010	0	0	0	0.0
2011	1	0	1	0.0
2012	1	0	1	0.0
2013	–	–	–	–
2014	1	1	0	100.0
2015	–	–	–	–
2016	–	–	–	–
2017	–	–	–	–
2018	1	1	0	100.0
2019	–	–	–	–
2020	–	–	–	–
Total	9	5	4	55.6



GAME 1: BROWNS 6, RAVENS 38

Cleveland (0-1) • Baltimore (1-0)

Sunday, September 13, 2020 • 1:00 PM EDT • M&T Bank Stadium • Baltimore

Partly Cloudy Temp: 76° F, Humidity: 72%, Wind: 5 mph • Attendance: 0 • Time: 3:01



Cleveland Browns	6	0	0	0	—	6
Baltimore Ravens	10	14	7	7	—	38

SCORING DRIVES

TEAM	QTR	TIME	SCORING PLAY	CLE	BAL
Ravens	1	07:41	M.Andrews 5 yd. pass from L.Jackson (J.Tucker kick) (8-49, 4:38)	0	7
Ravens	1	04:38	J.Tucker 41 yd. Field Goal (4-3, 1:30)	0	10
Browns	1	01:41	D.Njoku 1 yd. pass from B.Mayfield (kick failed, hlu) (6-75, 2:57)	6	10
Ravens	2	02:53	J.Dobbins 3 yd. run (J.Tucker kick) (10-99, 5:48)	6	17
Ravens	2	00:06	M.Andrews 9 yd. pass from L.Jackson (J.Tucker kick) (7-69, 0:35)	6	24
Ravens	3	07:48	W.Snead 19 yd. pass from L.Jackson (J.Tucker kick) (6-50, 3:23)	6	31
Ravens	4	13:00	J.Dobbins 2 yd. run (J.Tucker kick) (4-20, 2:00)	6	38

CLEVELAND BROWNS (HEAD COACH: KEVIN STEFANSKI)

OFFENSE		DEFENSE	
WR 13	O. Beckham Jr.	DE 95	M. Garrett
WR 80	J. Landry	DE 54	O. Vernon
G 75	J. Bitonio	DT 65	L. Ogunjobi
G 77	W. Teller	DT 98	S. Richardson
C 64	J. Tretter	LB 93	B. Goodson
TE 88	H. Bryant	LB 50	J. Phillips
TE 81	A. Hooper	LB 44	S. Taktaki
T 78	J. Conklin	CB 39	J. Mitchell
T 71	J. Willis Jr.	CB 21	D. Ward
QB 6	B. Mayfield	SS 42	K. Joseph
RB 24	N. Chubb	FS 23	A. Sendejo

BALTIMORE RAVENS (HEAD COACH: JOHN HARBAUGH)

OFFENSE		DEFENSE	
WR 83	W. Snead IV	DT 93	C. Campbell
WR 80	M. Boykin	NT 98	B. Williams
LT 79	R. Stanley	DE 95	D. Wolfe
LG 77	B. Bozeman	RUSH 90	P. McPhee
C 68	M. Skura	MLB 48	P. Queen
RG 74	T. Phillips	WLB 40	M. Harrison
RT 78	O. Brown Jr.	SAM 99	M. Judon
TE 86	N. Boyle	LCB 44	M. Humphrey
QB 8	L. Jackson	SS 36	C. Clark
FB 42	P. Ricard	FS 32	D. Elliott
RB 21	M. Ingram II	RCB 24	M. Peters

OFFICIALS: Referee: Ronald Torbert (62), Umpire: Mark Pellis (131), Down Judge: Patrick Holt (106), Line Judge: Jim Mello (48), Field Judge: James Coleman (95), Side Judge: Jonah Monroe (120), Back Judge: Greg Yette (38), Replay Official: Saleem Choudhry

CLEVELAND BROWNS

PASSING	ATT	CP	YDS	SK/YD	TD	LG	INT	RTG
Baker Mayfield	39	21	189	2/21	1	28	1	65.0
TOTAL	39	21	189	2/21	1	28	1	65.0

RUSHING	ATT	YDS	AVG	LG	TD
Kareem Hunt	13	72	5.5	22	0
Nick Chubb	10	60	6.0	29	0
D'Ernest Johnson	1	5	5.0	5	0
Baker Mayfield	2	3	1.5	4	0
Jamie Gillan	1	-2	-2.0	-2	0
TOTAL	27	138	5.1	29	0

RECEIVING	NO	YDS	AVG	LG	TD
Jarvis Landry	5	61	12.2	20	0
Kareem Hunt	4	9	2.3	8	0
David Njoku	3	50	16.7	28	1
Odell Beckham Jr.	3	22	7.3	16	0
Austin Hooper	2	15	7.5	9	0
Khadarel Hodge	1	12	12.0	12	0
Rashard Higgins	1	9	9.0	9	0
Nick Chubb	1	6	6.0	6	0
Harrison Bryant	1	5	5.0	5	0
TOTAL	21	189	9.0	28	1

TOP DEFENSE	TOT	SOLO	AST	SCK	YDS	INT
B.J. Goodson	9	5	4	0.0	0.0	0
Sione Takitaki	7	5	2	0.0	0.0	0
Karl Joseph	5	3	2	0.0	0.0	0

FIELD GOALS	FGA/FGM	PERCENT	RESULTS
Austin Seibert	1-0	0.0	41WR
TOTAL	1-0	0.0	

GAME HIGHLIGHTS

- Under **John Harbaugh**, the Ravens are 10-3 on Kickoff Weekend.
- On Kickoff Weekend during the Harbaugh Era (since 2008), the Ravens have outscored opponents 377-180.
- Baltimore became the first team in NFL history to win three-straight season openers by 30-or-more points (+32 today, +49 in 2019 at Miami and +44 in 2018 vs. Buffalo).
- In his past two season openers, **QB Lamar Jackson** is 37-of-45 (82.2%) passing for 599 yards, 8 TDs, 0 INTs and a perfect 158.3 rating. (Last year at Miami, he had 324 yards and 5 TDs passing.)
- First-round draft pick **LB Patrick Queen** (21 years, 1 month) became the second-youngest Raven ever to start a game. Only RB Jamal Lewis (21 years, 18 days) was younger, doing so in 2000.
- Second-round draft pick **RB J.K. Dobbins** became the first Ravens rookie to tally 2 rushing TDs in his NFL debut.

BALTIMORE RAVENS

PASSING	ATT	CP	YDS	SK/YD	TD	LG	INT	RTG
Lamar Jackson	25	20	275	2/14	3	47	0	152.1
Robert Griffin III	1	1	9	0/0	0	9	0	104.2
TOTAL	26	21	284	2/14	3	47	0	150.6

RUSHING	ATT	YDS	AVG	LG	TD
Lamar Jackson	7	45	6.4	16	0
Mark Ingram II	10	29	2.9	8	0
J.K. Dobbins	7	22	3.1	12	2
Gus Edwards	4	17	4.3	13	0
Patrick Ricard	1	-1	-1.0	-1	0
Robert Griffin III	1	-1	-1.0	-1	0
TOTAL	30	111	3.7	16	2

RECEIVING	NO	YDS	AVG	LG	TD
Marquise Brown	5	101	20.2	47	0
Mark Andrews	5	58	11.6	21	2
Willie Snead IV	4	64	16.0	20	1
Miles Boykin	3	37	12.3	25	0
Nick Boyle	2	3	1.5	4	0
Devin Duvernay	1	12	12.0	12	0
Patrick Ricard	1	9	9.0	9	0
TOTAL	21	284	13.5	47	3

TOP DEFENSE	TOT	SOLO	AST	SCK	YDS	INT
Patrick Queen	8	4	4	1.0	7.0	0
Chuck Clark	6	4	2	0.0	0.0	0
Jihad Ward	6	1	5	0.0	0.0	0

FIELD GOALS	FGA/FGM	PERCENT	RESULTS
Justin Tucker	1-1	100.0	(41)
TOTAL	1-1	100.0	

TEAM STATISTICS

	BROWNS	RAVENS
First Downs	20	23
3rd Down Eff. (Made/Att/Pct)	3/12/25%	6/11/55%
4th Down Eff. (Made/Att/Pct)	0/3/0%	0/0/0%
Total Net Yards	306	381
Total Plays	68	58
Yards Per Play	4.5	6.6
Rushes/Net Yards	27/138	30/111
Net Passing	168	270
Pass Attempts/Completions	39/21	26/21
Had Intercepted	1	0
Sacked/Yards Lost	2/21	2/14
Punts/Average	3/45.7	3/41.7
Penalties/Yards	8/80	7/66
Fumbles/Lost	3/2	2/1
Possession Time	30:02	29:58



GAME 2: RAVENS 33, TEXANS 16

Baltimore (2-0) • Houston (0-2)

Sunday, September 20, 2020 • 4:25 PM EDT • NRG Stadium • Houston

Indoors • Attendance: 0 • Time: 2:55



Baltimore Ravens	3	17	3	10	—	33
Houston Texans	0	10	0	6	—	16

SCORING DRIVES

TEAM	QTR	TIME	SCORING PLAY	BAL	HOU
Ravens	1	01:14	J.Tucker 32 yd. Field Goal (12-73, 6:57)	3	0
Ravens	2	12:55	P.Ricard 1 yd. pass from L.Jackson (J.Tucker kick) (4-34, 2:05)	10	0
Texans	2	09:45	D.Fells 10 yd. pass from D.Watson (K.Fairbairn kick) (7-75, 3:10)	10	7
Ravens	2	05:31	J.Tucker 39 yd. Field Goal (9-58, 4:14)	13	7
Ravens	2	05:26	L.Fort 22 yd. fumble return (J.Tucker kick)	20	7
Texans	2	00:00	K.Fairbairn 44 yd. Field Goal (7-63, 1:06)	20	10
Ravens	3	06:24	J.Tucker 47 yd. Field Goal (14-60, 8:36)	23	10
Texans	4	14:47	K.Fairbairn 35 yd. Field Goal (14-58, 6:37)	23	13
Ravens	4	11:58	M.Ingram 30 yd. run (J.Tucker kick) (6-75, 2:49)	30	13
Texans	4	08:13	K.Fairbairn 45 yd. Field Goal (10-49, 3:45)	30	16
Ravens	4	03:44	J.Tucker 20 yd. Field Goal (13-71, 4:29)	33	16

HOUSTON TEXANS (HEAD COACH: BILL O'BRIEN)

OFFENSE			DEFENSE		
WR	15	W. Fuller V	DE	99	J. Watt
LT	78	L. Tunsil	DT	92	B. Dunn
LG	74	M. Scharping	DE	96	P. Hall
C	66	N. Martin	LB	59	W. Mercilus
RG	73	Z. Fulton	LB	41	Z. Cunningham
RT	71	T. Howard	LB	55	B. McKinney
TE	88	J. Akins	CB	21	B. Roby
TE	87	D. Fells	CB	26	V. Hargreaves III
QB	4	D. Watson	S	20	J. Reid
RB	31	D. Johnson	S	23	E. Murray
WR	13	B. Cooks	S	33	A. Moore Jr.

BALTIMORE RAVENS (HEAD COACH: JOHN HARBAUGH)

OFFENSE			DEFENSE		
WR	80	M. Boykin	DT	93	C. Campbell
WR	83	W. Snead IV	NT	98	B. Williams
LT	79	R. Stanley	RUSH	90	P. McPhee
LG	77	B. Bozeman	MLB	48	P. Queen
C	68	M. Skura	WLB	58	L. Fort
RG	74	T. Phillips	SAM	99	M. Judon
RT	78	O. Brown Jr.	LCB	44	M. Humphrey
TE	86	N. Boyle	SS	36	C. Clark
QB	8	L. Jackson	FS	32	D. Elliott
RB	21	M. Ingram II	RCB	24	M. Peters
WR	15	M. Brown	DB	41	A. Levine Sr.

OFFICIALS: Referee: Tony Corrente (99), Umpire: Tab Slaughter (110), Down Judge: Jerry Bergman (91), Down Judge: David Oliver (24), Field Judge: Mearl Robinson (31), Side Judge: Anthony Flemming (90), Back Judge: Todd Prukop (30), Replay Official: Tyler Cerimeli, Replay Assistant: Marvin LeBlanc

BALTIMORE RAVENS

PASSING	ATT	CP	YDS	SK/YD	TD	LG	INT	RTG
Lamar Jackson	24	18	204	4/27	1	29	0	113.9
TOTAL	24	18	204	4/27	1	29	0	113.9

RUSHING	ATT	YDS	AVG	LG	TD
Gus Edwards	10	73	7.3	22	0
Mark Ingram II	9	55	6.1	30t	1
Lamar Jackson	16	54	3.4	14	0
J.K. Dobbins	2	48	24.0	44	0
TOTAL	37	230	6.2	44	1

RECEIVING	NO	YDS	AVG	LG	TD
Marquise Brown	5	42	8.4	25	0
Miles Boykin	4	38	9.5	14	0
Willie Snead IV	2	29	14.5	22	0
Mark Ingram II	2	22	11.0	18	0
Mark Andrews	1	29	29.0	29	0
Devin Duvernay	1	19	19.0	19	0
J.K. Dobbins	1	13	13.0	13	0
Nick Boyle	1	11	11.0	11	0
Patrick Ricard	1	1	1.0	1t	1
TOTAL	18	204	11.3	29	1

TOP DEFENSE	TOT	SOLO	AST	SCK	YDS	INT
Patrick Queen	9	7	2	0.0	0.0	0
Marlon Humphrey	7	6	1	0.5	0.5	0
Chuck Clark	6	4	2	0.5	4.0	0

FIELD GOALS	FGA/FGM	PERCENT	RESULTS
Justin Tucker	4-4	100.0	(32, 39, 47, 20)
TOTAL	4-4	100.0	

GAME HIGHLIGHTS

- The Ravens won their 14-straight regular season game. Not since Carolina (18-straight during the 2014-15 seasons) has an NFL team won as many regular season games in a row. Baltimore also captured its seventh-straight road victory dating back to 2019.
- Baltimore closed out the win in Houston with 17-straight rushes and held the ball for 9:41 in the fourth quarter.
- With 203 rushing yards (including 186 in the second half), the Ravens surpassed the 200-ground mark for the 26th time under **John Harbaugh**. Baltimore is 24-2 when tallying at least 200 under "Harbs."
- **QB Lamar Jackson** reached 2,000 rushing yards for his career, doing so in just 33 games. He became the fastest quarterback ever to reach the 2,000 mark, surpassing Michael Vick's record of 39 games.
- **LB L.J. Fort's** FR-TD (set up by **CB Marlon Humphrey's** FF), marked Baltimore's NFL-best 10th defensive TD since the 2018 season.

HOUSTON TEXANS

PASSING	ATT	CP	YDS	SK/YD	TD	LG	INT	RTG
Deshaun Watson	36	25	275	4/22	1	38	1	89.5
TOTAL	36	25	275	4/22	1	38	1	89.5

RUSHING	ATT	YDS	AVG	LG	TD
David Johnson	11	34	3.1	9	0
Deshaun Watson	5	17	3.4	8	0
Will Fuller V	1	0	0.0	0	0
TOTAL	17	51	3.0	9	0

RECEIVING	NO	YDS	AVG	LG	TD
Jordan Akins	7	55	7.9	12	0
Brandin Cooks	5	95	19.0	38	0
Randall Cobb	5	59	11.8	23	0
Darren Fells	2	23	11.5	13	1
David Johnson	2	16	8.0	9	0
Kenny Stills	2	16	8.0	13	0
Keke Coutee	2	11	5.5	6	0
TOTAL	25	275	11.0	38	1

TOP DEFENSE	TOT	SOLO	AST	SCK	YDS	INT
Zach Cunningham	15	10	5	1.0	8.0	0
Benardrick McKinney	10	3	7	0.0	0.0	0
Justin Reid	10	8	2	0.0	0.0	0

FIELD GOALS	FGA/FGM	PERCENT	RESULTS
Ka'imi Fairbairn	3-3	100.0	(44, 35, 45)
TOTAL	3-3	100.0	

TEAM STATISTICS

	RAVENS	TEXANS
First Downs	23	18
3rd Down Eff. (Made/Att/Pct)	5/14/36%	3/9/33%
4th Down Eff. (Made/Att/Pct)	2/2/100%	0/1/0%
Total Net Yards	407	304
Total Plays	65	57
Yards Per Play	6.3	5.3
Rushes/Net Yards	37/230	17/51
Net Passing	177	253
Pass Attempts/Completions	24/18	36/25
Had Intercepted	0	1
Sacked/Yards Lost	4/27	4/22
Punts/Average	2/47.0	3/46.7
Penalties/Yards	3/21	4/22
Fumbles/Lost	0/0	1/1
Possession Time	34:51	25:09



GAME 3: CHIEFS 34, RAVENS 20

Kansas City (3-0) • Baltimore (2-1)

Monday, September 28, 2020 • 8:15 PM EDT • M&T Bank Stadium • Baltimore

Mostly Cloudy Temp: 73° F, Humidity: 84%, Wind: SSE 8 mph • Attendance: 0



Kansas City Chiefs	6	21	0	7	—	34
Baltimore Ravens	3	7	3	7	—	20

SCORING DRIVES

TEAM	QTR	TIME	SCORING PLAY	KC	BAL
Ravens	1	09:20	J.Tucker 26 yd. Field Goal (11-67, 5:40)	0	3
Chiefs	1	06:43	P.Mahomes 3 yd. run (kick failed, wl) (6-75, 2:37)	6	3
Chiefs	2	12:52	A.Sherman 5 yd. pass from P.Mahomes (H.Butker kick) (13-68, 6:20)	13	3
Ravens	2	12:40	D.Duvernay 93 yd. kickoff return (J.Tucker kick) (0-0, 0:12)	13	10
Chiefs	2	06:40	T.Hill 20 yd. pass from P.Mahomes (H.Butker kick) (6-73, 3:26)	20	10
Chiefs	2	01:48	M.Hardman 49 yd. pass from P.Mahomes (H.Butker kick) (7-84, 2:51)	27	10
Ravens	3	06:13	J.Tucker 42 yd. Field Goal (12-55, 6:43)	27	13
Ravens	4	14:55	N.Boyle 5 yd. pass from L.Jackson (J.Tucker kick) (6-49, 3:02)	27	20
Chiefs	4	08:14	E.Fisher 2 yd. pass from P.Mahomes (H.Butker kick) (13-75, 6:41)	34	20

KANSAS CITY CHIEFS (HEAD COACH: ANDY REID)

OFFENSE		DEFENSE	
WR 10	T. Hill	LDE 92	T. Kpassagnon
WR 14	S. Watkins	LDT 91	D. Nnadi
LT 72	E. Fisher	RDT 95	C. Jones
LG 70	K. Osemele	RDE 55	F. Clark
C 62	A. Reiter	LB 53	A. Hitchens
RG 75	M. Remmers	LB 54	D. Wilson
RT 71	M. Schwartz	LB 56	B. Niemann
TE 87	T. Kelce	LCB 38	L. Sneed
QB 15	P. Mahomes	RCB 27	R. Fenton
RB 25	C. Edwards-Helaire	FS 22	J. Thornhill
TE 48	N. Keizer	SS 32	T. Mathieu

BALTIMORE RAVENS (HEAD COACH: JOHN HARBAUGH)

OFFENSE		DEFENSE	
WR 83	W. Snead IV	DT 93	C. Campbell
LT 79	R. Stanley	NT 98	B. Williams
LG 77	B. Bozeman	RUSH 90	P. McPhee
C 68	M. Skura	MLB 48	P. Queen
RG 74	T. Phillips	WLB 58	L. Fort
RT 78	O. Brown Jr.	SAM 99	M. Judon
TE 86	N. Boyle	LCB 24	M. Peters
QB 8	L. Jackson	SS 36	C. Clark
FB 42	P. Ricard	FS 32	D. Elliott
RB 21	M. Ingram II	RCB 22	J. Smith
WR 15	M. Brown	DB 44	M. Humphrey

OFFICIALS: Referee: John Hussey (35), **Back Judge:** Greg Steed (12), **Umpire:** Roy Ellison (81), **Field Judge:** Steve Zimmer (33), **Line Judge:** Mark Steinkerchner (84), **Replay Official:** Kevin Stine, **Side Judge:** Allen Baynes (56), **Down Judge:** Brian Bolinger (40)

KANSAS CITY CHIEFS

PASSING	ATT	CP	YDS	SK/YD	TD	LG	INT	RTG
Patrick Mahomes	42	31	385	0/0	4	49	0	133.5
TOTAL	42	31	385	0/0	4	49	0	133.5

RUSHING	ATT	YDS	AVG	LG	TD
Clyde Edwards-Helaire	20	64	3.2	16	0
Patrick Mahomes	4	26	6.5	12	1
Tyreek Hill	2	25	12.5	22	0
Darwin Thompson	2	11	5.5	10	0
Darrel Williams	2	6	3.0	6	0
Anthony Sherman	1	0	0.0	0	0
TOTAL	31	132	4.3	22	1

RECEIVING	NO	YDS	AVG	LG	TD
Sammy Watkins	7	62	8.9	15	0
Travis Kelce	6	87	14.5	29	0
Tyreek Hill	5	77	15.4	33	1
Clyde Edwards-Helaire	5	70	14.0	24	0
Mecole Hardman	4	81	20.3	49t	1
Darrel Williams	2	1	0.5	5	0
Anthony Sherman	1	5	5.0	5t	1
Eric Fisher	1	2	2.0	2t	1
TOTAL	31	385	12.4	49T	4

TOP DEFENSE	TOT	SOLO	AST	SCK	YDS	INT
Juan Thornhill	6	5	1	0.0	0.0	0
Chris Jones	5	3	2	2.0	9.0	0
Daniel Sorensen	5	4	1	0.0	0.0	0

FIELD GOALS	FGA/FGM	PERCENT	RESULTS
Harrison Butker	1-0	0.0	42WL
TOTAL	1-0	0.0	

BALTIMORE RAVENS

PASSING	ATT	CP	YDS	SK/YD	TD	LG	INT	RTG
Lamar Jackson	28	15	97	4/27	1	19	0	73.1
TOTAL	28	15	97	4/27	1	19	0	73.1

RUSHING	ATT	YDS	AVG	LG	TD
Lamar Jackson	9	83	9.2	30	0
Gus Edwards	4	39	9.8	24	0
Mark Ingram II	7	30	4.3	11	0
J.K. Dobbins	1	6	6.0	6	0
TOTAL	21	158	7.5	30	0

RECEIVING	NO	YDS	AVG	LG	TD
J.K. Dobbins	4	38	9.5	19	0
Mark Andrews	3	22	7.3	13	0
Marquise Brown	2	13	6.5	7	0
Devin Duvernay	2	7	3.5	7	0
Willie Snead IV	2	4	2.0	4	0
Miles Boykin	1	8	8.0	8	0
Nick Boyle	1	5	5.0	5t	1
TOTAL	15	97	6.5	19	1

TOP DEFENSE	TOT	SOLO	AST	SCK	YDS	INT
Chuck Clark	10	6	4	0.0	0.0	0
Brandon Williams	7	7	0	0.0	0.0	0
Derek Wolfe	6	1	5	0.0	0.0	0

FIELD GOALS	FGA/FGM	PERCENT	RESULTS
Justin Tucker	2-2	100.0	(26, 42)
TOTAL	2-2	100.0	

GAME HIGHLIGHTS

- Kansas City snapped Baltimore's 14-game winning streak in regular season play. Prior to facing the Chiefs, the Ravens had not lost in the regular season since Week 4 of 2019.
- The Ravens finished with a 7.5 yards-per-carry average, which is the third-highest single-game clip in franchise history (8.37 vs. Cle. on 9/14/03 & 7.7 vs. Det. on 12/13/09).
- With 83 rushing yards, QB Lamar Jackson passed Cam Newton for the most rushing yards ever by a quarterback in his first three NFL seasons: Lamar Jackson – 2,083; Cam Newton – 2,032; Russell Wilson – 1,877; Robert Griffin – 1,480.
- Rookie WR Devin Duvernay produced a 93-yard KOR-TD in the second quarter. It marked the NFL's first KOR-TD of 2020 and was the Ravens' sixth KOR-TD since 2011. Only the Vikings (7) have more KOR-TDs dating back to '11.
- Duvernay became the fifth rookie in Ravens history to return a kickoff for a TD: Patrick Johnson (1998), Yamon Figurs (2007), Lardarius Webb (2009) and David Reed (2010).

TEAM STATISTICS

	CHIEFS	RAVENS
First Downs	29	16
3rd Down Eff. (Made/Att/Pct)	10/13/77%	3/9/33%
4th Down Eff. (Made/Att/Pct)	0/2/0%	0/1/0%
Total Net Yards	517	228
Total Plays	73	53
Yards Per Play	7.1	4.3
Rushes/Net Yards	31/132	21/158
Net Passing	385	70
Pass Attempts/Completions	42/31	28/15
Had Intercepted	0	0
Sacked/Yards Lost	0/0	4/27
Punts/Average	1/58.0	3/49.0
Penalties/Yards	6/38	6/45
Fumbles/Lost	1/1	3/1
Possession Time	33:56	26:04