



# BALTIMORE RAVENS GAME RELEASE

UNDER ARMOUR PERFORMANCE CENTER | 1 WINNING DRIVE | OWINGS MILLS, MD

PH: 410-701-4000 | BALTIMORERAVENS.COM | TWITTER: @RAVENS

WORLD CHAMPIONS: SUPER BOWL XXXV (2000) & SUPER BOWL XLVII (2012)



## BALTIMORE RAVENS AT PHILADELPHIA EAGLES

[4-1] NFL WEEK 6 – OCT. 18, 2020 [1-3-1]

1 P.M. ET – LINCOLN FINANCIAL FIELD [69,796]



### QUICK HITS

- The Baltimore Ravens (4-1) travel north on I-95 to face the Philadelphia Eagles (1-3-1) for an interconference showdown at Lincoln Financial Field. This marks just the sixth-ever regular season battle between the teams and the Ravens' third time playing in Philly.
- The Ravens are 4-1 for the sixth time in franchise history (2000, 2006, 2010, 2011, 2012 & 2020), including for the fourth season under **John Harbaugh**, who was an Eagles' assistant coach from 1998-2007.
- At home last Sunday, Baltimore captured a 27-3 victory over Cincinnati, with the Ravens producing a dominant defensive effort by forcing 3 turnovers and collecting 7 sacks (in addition to 15 QB hits). Seven different Ravens recorded a sack, including 5 defensive backs, en route to Baltimore allowing just 205 yards. First-round rookie **ILB Patrick Queen** was spectacular, tallying 9 total tackles, 1 sack, 1 FF and 2 FRs – one of which he returned for a 53-yard TD. On offense, **QB Lamar Jackson** threw 2 TD passes (**TE Mark Andrews** & **WR Marquise Brown**), with Baltimore also rushing for 161 yards on the day.
- The Ravens-Eagles series is tied, 2-2-1, with Baltimore capturing a 27-26 victory the last time the teams played in 2016. Coach Harbaugh has faced Philadelphia on three occasions, producing a 2-1 record.
- Since Baltimore hired Coach Harbaugh in 2008, the Ravens have registered the NFL's fourth-most total victories (132) and advanced to the playoffs in eight of his 12 full seasons, also winning Super Bowl XLVII during the 2012 campaign.

### WEEKLY SCHEDULE

- Wed. Oct. 14:** 11:15 a.m. .... Zoom Pressers: Coach Harbaugh & Players  
1:10 p.m. .... Practice / Media Viewing
- Thur. Oct. 15:** 11:15 a.m. .... Zoom Pressers: Three Coordinators & Player  
1:10 p.m. .... Practice / Media Viewing
- Fri. Oct. 16:** 11:05 a.m. .... Practice / Media Viewing  
12:50 p.m. .... Zoom Pressers: Coach Harbaugh & Player

### WEDNESDAY CONFERENCE CALLS

John Harbaugh at 11:45 a.m. & Doug Pederson at 12:50 p.m.

### CALLING THE ACTION

**Television: CBS / WJZ Ch. 13 (Baltimore)**  
- Ian Eagle (PBP) - Charles Davis (analyst) - Evan Washburn (reporter)  
- Mark Wolff (prod.) - Bob Fishman (dir.)

**Local Radio: WBAL (1090 AM/101.5 FM) & 98 Rock (97.9 FM)**  
- Gerry Sandusky (PBP) - Femi Ayanbadejo (analyst)

**National Radio: Sports USA**  
- Josh Appel (PBP) - Brandon Noble (analyst)

### COACH HARBAUGH SAYS

#### JOHN HARBAUGH ON THE RAVENS' WEEK 5 DEFENSIVE PERFORMANCE:

"The pursuit, the effort, the discipline, the technique, their eyes, back to front, all the way through the defense, was really, really good. Like you said, it's definitely very encouraging. You never take that for granted, because that's something you have to pack and bring every single week. You have to be locked in play after play to play as disciplined and as hard and as well as they did. That's something we have to keep bringing in practice, keep bringing in games. That's when, as a defense, you can build a season, in terms of focusing on that part of it every single week. That's the thing I'm most proud of."

### INJURY UPDATE

Starting **RG Tyre Phillips** (shoulder) missed last week's game vs. Cincinnati. Standout special-teamer **LB Otaru Alaka** (Week 5, knee) and top slot **CB Tavon Young** (Week 2, knee) have been placed on IR.

### NOTE THE QUOTE

#### CB MARLON HUMPHREY DESCRIBING BALTIMORE'S DEFENSE AS 'FUN':

"We don't really care who makes a play, and I think that's what makes it so fun. Whoever makes a play, it seems like we all celebrate, like we made it, because we feel like we all had our hand in that play. So, it's really fun; it's really great. Whoever makes a play, it doesn't matter, because we all celebrate like we did."

### WHAT'S GOING ON?

## DEFENSIVE TOUCHDOWNS

- ✗ NFL-High 11 D-TDs Since 2018
- ✗ NFL-High 7 D-TDs on the Road Since 2018
- ✗ NFL High 8 D-TDs Since Week 5 of 2019 (Past 17 Games)
- ✗ NFL-High 2 D-TDs in 2020 (tied w/ Ind. & NE)

#### MOST D-TDS / SINCE 2018

When Don Martindale Became Ravens Defensive Coordinator

Rk.	Team	D-TDs
1.	Baltimore	11
2.	New England	9
	New York Jets	9
4.	LAR & KC	8



PATRICK QUEEN

53-YARD FR-TD IN WEEK 5 VS. CIN.

# RAVENS INFORMATION

## 2020 SCHEDULE / RESULTS

Date	Opponent	Time / Result
Sun. Sept. 13	Cleveland Browns	W, 38-6
Sun. Sept. 20	at Houston Texans	W, 33-16
Mon. Sept. 28	Kansas City Chiefs	L, 20-34
Sun. Oct. 4	at Washington Football Team	W, 31-17
Sun. Oct. 11	Cincinnati Bengals	W, 27-3
Sun. Oct. 18	at Philadelphia Eagles	1 p.m.
Sun. Oct. 25	Bye Week	
Sun. Nov. 1*	Pittsburgh Steelers	1 p.m.
Sun. Nov. 8*	at Indianapolis Colts	1 p.m.
Sun. Nov. 15*	at New England Patriots	8:20 p.m. (NBC)
Sun. Nov. 22*	Tennessee Titans	1 p.m.
Thurs. Nov. 26	at Pittsburgh Steelers	8:20 p.m. (NBC)
Thurs. Dec. 3	Dallas Cowboys	8:20 p.m. (FOX/NFLN)
Mon. Dec. 14	at Cleveland Browns	8:15 p.m. (ESPN)
Sun. Dec. 20*	Jacksonville Jaguars	1 p.m.
Sun. Dec. 27*	New York Giants	1 p.m.
Sun. Jan. 3*	at Cincinnati Bengals	1 p.m.

\* Flexible Scheduling Games All Times Eastern

## RAVENS SOAR ON THE ROAD

- ✗ The Ravens have won eight-straight road games, dating back to Week 5 of the 2019 season.
- ✗ Baltimore has scored 33.6 ppg and allowed 15.4 ppg in these victories, with both marks ranking as the NFL's best among road teams since Week 5 of last season.
- ✗ The Ravens have produced 5 defensive TDs in their last eight road games (all wins), including a FR-TD by **LB L.J. Fort** in this season's Week 2 matchup at Houston.
- ✗ **QB Lamar Jackson** has thrown 18 TDs and just 5 INTs in these last eight road wins, producing a 112.7 passer rating

### CONSECUTIVE ROAD GAMES WON (Active NFL Streaks)

Rk.	Team	Consec. Road Wins
1.	<b>Baltimore Ravens</b>	8
2.	Green Bay Packers	5
	Kansas City Chiefs	5
	Tennessee Titans	5

## NUMBERS TO RAVE ABOUT

**15.2** – An NFL low points per game allowed by Baltimore in 2020.

**16** – Sacks by the Ravens' defense, which rank as the NFL's fifth most entering Week 6.

**47** – QB hits by the Ravens' defense, which tie (Philadelphia) for the NFL's second most entering Week 6. (Pittsburgh is first, 50.)

**229** – Regular season games played by **P Sam Koch**, who ties OLB Terrell Suggs for the most in Ravens history. On Sunday, Koch will move into first for the most games (230) played in team history.

## NOTE OF THE WEEK

- ✗ The Ravens have forced a turnover in 18-consecutive games, marking the NFL's longest active streak.
- ✗ Baltimore's current 18-game streak of forcing a turnover stands as the second longest in franchise history.
- ✗ Baltimore has produced 32 takeaways (18 INTs & 14 FRs) during this 18-game streak, with 12 courtesy of CBs Marlon Humphrey (6 – 3 INTs & 3 FRs) and Marcus Peters (6 – 5 INTs & 1 FR). (Humphrey also has 4 FFs during this stretch.)

### CONSECUTIVE GAMES WITH A TAKEAWAY (Active NFL Streaks)

Rk.	Team	Consec. Games w/ TA
1.	<b>Baltimore</b>	18
2.	Cleveland	12
3.	Miami	11
4.	Pittsburgh	10
5.	Kansas City	6

### RAVENS CONSECUTIVE GAMES WITH A TAKEAWAY (Top Franchise Streaks)

Rk.	Dates	Consec. Games w/ TA
1.	11/21/99-10/14/01	28
2.	<b>9/29/19-present</b>	18
3.	11/20/05-11/12/06	16
4.	12/10/06-11/5/07	12
5.	11/1/09-9/13/10	11

## 20-PLUS-POINTS STREAK

Since **QB Lamar Jackson** became the Ravens' starter in Week 11 of 2018, Baltimore has scored 20-plus points in 28-straight regular season games, tying the St. Louis Rams (1999-2000) for the second-longest such streak in NFL history.

### CONSECUTIVE GAMES SCORING 20+ POINTS (NFL History)

Rk.	Team (Dates)	Consec. Games Scoring 20+
1.	Denver (12/2/2012-11/9/2014)	30
2.	<b>Baltimore (11/18/2018-present)</b>	28
	St. Louis (9/12/1999-11/26/2000)	28

## 2020 AFC NORTH STANDINGS

Team	W	L	T	Home	Road	Div.	Con.	PF	PA	Strk.
Pittsburgh	4	0	0	3-0	1-0	0-0	2-0	118	87	W4
<b>Baltimore</b>	<b>4</b>	<b>1</b>	<b>0</b>	<b>2-1</b>	<b>2-0</b>	<b>2-0</b>	<b>3-1</b>	<b>149</b>	<b>76</b>	<b>W2</b>
Cleveland	4	1	0	3-0	1-1	1-1	2-1	156	149	W4
Cincinnati	1	3	1	1-1	0-2-1	0-2	1-3	102	126	L1

## 2020 HONORS

AFC Offensive Player of the Week: Lamar Jackson (Week 1 vs. Cle.)

# RAVENS / EAGLES INFORMATION

## 2020 NFL RANKINGS

### OFFENSE

Category	--Ravens--		--Eagles--	
	Stats	Rank	Stats	Rank
Total Offense	339.6	24	322.4	28
Rush Offense	160.8	3	108.0	18
Pass Offense	178.8	31	214.4	26
Points Per Game	29.8	8t	22.6	23
3rd-Down Off. %	43.3	16	48.6	7
4th-Down Off. %	66.7	13t	33.3	28t
Red Zone Off. (TD%)	62.5	19	66.7	12t

### DEFENSE

Category	--Ravens--		--Eagles--	
	Stats	Rank	Stats	Rank
Total Defense	335.0	6	355.2	13
Rush Defense	92.0	5	114.2	17
Pass Defense	243.0	18	241.0	17
Points Per Game	15.2	1	29.0	23
3rd-Down Def. %	36.5	5	44.9	18
4th-Down Def. %	33.3	5t	50.0	13t
Red Zone Def. (TD%)	70.0	26	73.7	27

### TEAM

Category	--Ravens--		--Eagles--	
	Stats	Rank	Stats	Rank
Turnover Ratio	+5	3t	-6	30t
Penalties	25	14	31	21t
Penalty Yards	187	9	252	17

## RAVENS-EAGLES SERIES HISTORY

- **Regular Season Series:** Tied, 2-2-1.
- **At Philadelphia:** Ravens are 0-2.
- **Under John Harbaugh:** Ravens are 2-1.

### RAVENS-EAGLES SERIES RESULTS

Date	Winner	Score/Location	Attendance
11/16/97	Tie	10-10 Bal. OT	63,546
10/31/04	Eagles	15-10 @ Phi.	67,715
11/23/08	Ravens	36-7 Bal.	71,379
09/16/12	Eagles	24-23 @ Phi.	69,144
12/18/16	Ravens	27-26 Bal.	72,223

## RAVENS VS. THE NFC

Under head coach John Harbaugh (since 2008), the Ravens have produced a 30-19 record against teams from the NFC. This mark ranks as the third-best record among AFC clubs vs. the NFC during this time period.

### AFC'S BEST RECORDS VS. THE NFC (John Harbaugh Era / Since 2008)

Rk.	Team	Record	Pct.
1.	New England Patriots	37-12	.755
2.	Pittsburgh Steelers	33-17	.660
3.	<b>Baltimore Ravens</b>	<b>30-19</b>	<b>.612</b>

## 2020 RAVENS / EAGLES LEADERS

### PASSING YARDS [TDs/INTs]

Lamar Jackson . . . . .949 (9/2)	Carson Wentz . . . . .1,188 (6/9)
Sam Koch . . . . .15 (0/0)	Jalen Hurts. . . . .18 (0/0)

### RUSHING YARDS [AVG.]

Lamar Jackson . . . . .238 (5.8)	Miles Sanders. . . . .316 (5.1)
Mark Ingram II. . . . .205 (4.6)	Carson Wentz . . . . .122 (5.3)
Gus Edwards . . . . .192 (5.6)	Boston Scott . . . . .63 (3.3)

### RECEIVING YARDS [CATCHES]

Marquise Brown. . . . .319 (22)	Travis Fulgham . . . . .209 (12)
Mark Andrews. . . . .222 (18)	Greg Ward . . . . .172 (22)
Willie Snead IV . . . . .117 (10)	Zach Ertz . . . . .145 (20)

### POINTS

Justin Tucker . . . . .47	Jake Elliott. . . . .31
Mark Andrews. . . . .30	Miles Sanders. . . . .18
Dobbins/Ingram. . . . .12	Carson Wentz . . . . .18

### INTERCEPTIONS [YARDS]

Marcus Peters. . . . .2 (21)	Rodney McLeod . . . . .1 (21)
Marlon Humphrey. . . . .1 (8)	Alex Singleton. . . . .1 (30)

### SACKS [YARDS]

4 Players Tied. . . . .2 (N/A)	Brandon Graham. . . . .3 (25)
Humphrey/Clark. . . . .1.5 (N/A)	Josh Sweat . . . . .3 (33)

### TACKLES

Patrick Queen . . . . .42	Nate Gerry. . . . .40
Chuck Clark . . . . .37	Rodney McLeod . . . . .33

### GROSS PUNTING [NET]

Sam Koch . . . . .45.6 (43.0)	Cameron Johnston. . . . .51.4 (45.7)
-------------------------------	--------------------------------------

### FIELD GOALS [PCT.]

Justin Tucker . . . . .10/11 (90.9)	Jake Elliott. . . . .7/9 (77.8)
-------------------------------------	---------------------------------

### PUNT RETURN YARDS [AVG.]

James Proche II . . . . .88 (8.8)	Greg Ward . . . . .19 (3.8)
-----------------------------------	-----------------------------

### KICKOFF RETURN YARDS [AVG.]

Devin Duvernay. . . . .238 (34.0)	Boston Scott . . . . .124 (17.7)
-----------------------------------	----------------------------------

## 2020 TALE OF THE TAPE

Category	Ravens	Eagles
Record. . . . .	4-1	1-3-1
Best Streak. . . . .	Won 2	Won 1
Points Scored. . . . .	149	113
TDs Scored . . . . .	17	13
Rushing TDs Scored . . . . .	5	6
Passing TDs Scored . . . . .	9	6
TDs on Returns. . . . .	3	1
Points Against . . . . .	76	145
TDs Allowed . . . . .	9	18
Rushing TDs Allowed . . . . .	3	8
Passing TDs Allowed . . . . .	6	10
TDs on Returns Allowed. . . . .	0	0
Time of Poss. Avg. . . . .	29:07	29:24
KOR Avg. For. . . . .	33.5	17.7
KOR Avg. Against. . . . .	16.5	21.2
PR Avg. For . . . . .	8.8	3.6
PR Avg. Against . . . . .	3.8	5.7
Sacks. . . . .	16	18
Sacks Allowed . . . . .	12	19
Interceptions . . . . .	3	2
Interceptions Thrown . . . . .	3	9
Fumbles Lost/Recovered . . . . .	2/7	2/3

# RAVENS / EAGLES INFORMATION

## RAVENS / EAGLES CONNECTIONS

### Franchise Connections

- Ravens head coach **John Harbaugh** led Philadelphia's special teams units for nine seasons (1998-2006) and the secondary for one (2007). Following the 2001 campaign, Harbaugh was voted the NFL's Special Teams Coach of the Year by his peers. He was also named *The Dallas Morning News* Special Teams Coach of the Year that season.
- Ravens assistant head coach/pass coordinator/wide receivers coach **David Culley** held the position of wide receivers coach for the Eagles from 1999-2010. Culley added senior offensive assistant duties for Philadelphia in his final two seasons (2011-12).
- Baltimore quarterbacks coach **James Urban** entered the NFL ranks with the Philadelphia Eagles in 2004. After five seasons in two roles under then-head coach Andy Reid, he was promoted to quarterbacks coach in his final two seasons (2009-10).
- Ravens special teams coach **Randy Brown** served as the Eagles' kicking coach from 2004-05.
- Ravens defensive backs coach **Jesse Minter** is the son of former Eagles linebackers coach (2013-16) Rick Minter.
- Ravens director of football research **Scott Cohen** was the Eagles' director of player personnel from 2001-07.
- Ravens **ILB L.J. Fort** spent the first four games of his 2019 campaign in Philadelphia, seeing action on special teams.
- Eagles VP of player personnel **Andy Weidl** joined the Ravens as their West area scout in 2005. After four years in that role, he moved to the Northeast for three years before assuming the East regional scout title from 2013-16.
- Eagles director of player personnel/senior defensive assistant **Jeremiah Washburn** worked for the Ravens as a player personnel assistant (2003-04) and area scout (2005-08).
- Eagles assistant director of player personnel **Ian Cunningham** spent the first nine years (2008-16) of his NFL career in the Ravens' scouting department.
- Eagles player personnel executive **T.J. McCreight** began his NFL career in 1997 as an East Coast area scout with the Ravens. He worked with the organization for eight years, including his final two (2003-04) as a national scout.
- Philadelphia senior offensive consultant **Marty Mornhinweg** served as the Ravens' quarterbacks coach from 2015-16 and offensive coordinator from 2016-18.

### Local Connections

- Ravens owner **Steve Bisciotti** was born in Philadelphia before moving to Baltimore when he was 11 months old.
- Ravens dir. of player personnel **Joe Hortiz** was born in Philadelphia, as was dir. of player engagement **Jameel McClain**.
- Baltimore **DE Jihad Ward** is a Philadelphia native, where he attended Edward W. Bok Technical HS.
- Eagles **S Rodney McLeod** is a Hyattsville, MD, native and attended DeMatha Catholic HS.
- Eagles defensive coordinator **Jim Schwartz** is a Baltimore, MD, native and served as a defensive assistant for the Ravens from 1996-98.

## 2020 SCHEDULE FACTS

During the NFL's 2020 regular season, the Baltimore Ravens are scheduled to play five primetime games, including two at home and three on the road.

- Baltimore hosted the reigning Super Bowl champion Kansas City Chiefs in Week 3 on Monday Night Football and will welcome the Dallas Cowboys to Charm City for a Thursday night showdown in Week 13.
- The Ravens' primetime road games include a Sunday night battle at New England (Week 10), a Thanksgiving night contest at Pittsburgh (Week 12) and a Monday night tilt at Cleveland (Week 14).
- Baltimore plays four primetime games during a five-week span (Weeks 10-14). This five-week slate includes three opponents (at New England, vs. Tennessee and vs. Dallas) that all made the playoffs during the 2019 season and two road divisional contests (at Pittsburgh and at Cleveland).
- The Ravens will play three-straight primetime games from Weeks 12-14: at Pittsburgh (Thanksgiving night), vs. Dallas (Thursday night) and at Cleveland (Monday night).
- Baltimore has not played five primetime regular season games since 2011, and 2020 marks just the second such instance in franchise history.
- Prior to 2020, the Ravens last hosted a Monday Night Football game in 2017 (vs. Houston). With the KC matchup, Baltimore has now played at home on Monday night just three times since head coach John Harbaugh's 2008 arrival. (The Ravens have been given 13 road Monday night games, including in 2020 on 12/14 at Cleveland, during Harbaugh's 13-year tenure.)
- In primetime home games during the John Harbaugh Era (since 2008), Baltimore has posted a 14-2 record, winning 12 of its last 13 contests. The Ravens are 7-0 at home on Thursday Night Football and 2-1 at home on Monday Night Football under Harbaugh.

## RAVENS RADIO BROADCASTS

- The Ravens' 2020 radio team features Gerry Sandusky, with former Ravens FB Femi Ayanbadejo and TE Dennis Pitta. (Each will join Sandusky in the booth for eight games.) Sandusky, WBAL-TV 11's sports director, delivers the play-by-play for the broadcast team, while Ayanbadejo and Pitta serve as color analysts.
- Games can be heard on 98Rock WIIY (97.9 FM), WBAL 1090 AM/101.5 FM, [baltimore Ravens.com](http://baltimore Ravens.com) and in the Ravens mobile app (when in Baltimore). The network broadcasts each game with 30 affiliates spanning five states – Maryland, Delaware, Kentucky, Pennsylvania and West Virginia – and Washington, D.C.
- Additionally, Ravens games can be heard in Spanish on WDCN La Nueva 87.7 FM in the D.C. area. Games are called by David Andrade and Gustavo Salazar, with Ximena Lugo-Latorre serving as reporter and producer.



# RAVENS WINNING WAYS

## TOP FRANCHISES / SINCE 2000

### TOTAL WINS

1. New England Patriots . . . 269
2. Pittsburgh Steelers . . . 224
3. Green Bay Packers . . . 214
4. Indianapolis Colts . . . 213
- 5. BALTIMORE RAVENS . . . 209**
6. Philadelphia Eagles . . . 205

### SUPER BOWL BERTHS

1. New England Patriots . . . 9
2. New York Giants . . . 3
- Pittsburgh Steelers . . . 3
- Seattle Seahawks . . . 3
- 5. BALTIMORE RAVENS . . . 2**
- Car., Den., Ind., Phi., SF . . 2

### SUPER BOWL TITLES

1. New England Patriots . . . 6
- 2. BALTIMORE RAVENS . . . 2**
- New York Giants . . . 2
- Pittsburgh Steelers . . . 2
- Den., GB, Ind., KC, . . . . . 1
- NO, Phi., Sea., TB . . . . . 1

### CONF. TITLE GAMES

1. New England Patriots . . 13
- Philadelphia Eagles . . . . 6
- Pittsburgh Steelers . . . . 6
- Green Bay Packers . . . . 5
- 5. BALTIMORE RAVENS . . . . 4**
- Ind. & SF . . . . . 4

### WINNING SEASONS

1. New England Patriots . . 19
2. Pittsburgh Steelers . . . . 15
- 3. Baltimore Ravens . . . . 14**
- Green Bay, Indy . . . . . 14
- Seattle . . . . . 14

### PLAYOFF BERTHS

1. New England Patriots . . 17
2. Green Bay Packers . . . . 14
- Indianapolis Colts . . . . 14
4. Philadelphia & Seattle . . 13
- 6. BALTIMORE & Pittsburgh . 12**

### PLAYOFF GAMES

1. New England Patriots . . 41
2. Green Bay, Indianapolis . . 26
- Philadelphia, Seattle . . . 26
- 6. BALTIMORE RAVENS . . . 25**
- Pittsburgh Steelers . . . . 25

### PLAYOFF WINS

1. New England Patriots . . 30
- 2. BALTIMORE RAVENS . . . 15**
- Pittsburgh Steelers . . . . 15
4. Philadelphia Eagles . . . 14
- Seattle Seahawks . . . . . 14

## PLAYOFF PERFORMERS



In a magnificent effort showcasing thrilling performances by their defense, offense and special teams units, the Baltimore Ravens won Super Bowl XXXV with a 34-7 victory over the New York Giants. Allowing the Giants a meager 152 total net yards, New York's attack crossed midfield just twice, while Baltimore's "D" posted 4 INTs. LB Ray Lewis was named the game's MVP, capping an accolade-filled season in which he was also tabbed the NFL's Defensive Player of the Year.

Baltimore defeated San Francisco, 34-31, in Super Bowl XLVII, capturing the franchise's second World Championship. After an amazing first-half performance, the Ravens took a commanding 28-6 lead. But following a bizarre, 34-minute power outage that halted play, the 49ers stormed back into contention. Clinging to a 34-29 edge late in the game, the Ravens stood firm on a pivotal goal-line stand, jamming SF on four-straight plays inside the 7-yard line. QB Joe Flacco was named the game's MVP.

## PLAYOFF PERFORMERS

### FRANCHISE PLAYOFF WINNING PERCENTAGES (Since 1970 Merger)

Rk.	Team	Record	Pct.
1.	New England Patriots*****	36-20	.643
2.	New York Giants****	20-12	.625
3.	San Francisco 49ers*****	32-20	.615
4.	<b>Baltimore Ravens**</b>	<b>15-10</b>	<b>.600</b>
	Pittsburgh Steelers*****	36-24	.600

\* Number of Super Bowl Titles

## JOHN HARBAUGH ERA [SINCE 2008]

### PLAYOFF BERTHS

1. New England Patriots . . 11
2. Green Bay Packers . . . . 9
- 3. BALTIMORE RAVENS . . . . 8**
- Seattle Seahawks . . . . . 8
- Indianapolis Colts . . . . . 7
- Kansas City Chiefs . . . . . 7
- New Orleans Saints . . . . . 7
- Philadelphia Eagles . . . . . 7
- Pittsburgh Steelers . . . . . 7

### TOTAL WINS

1. New England Patriots . . 164
2. Pittsburgh Steelers . . . 135
3. Green Bay Packers . . . 133
- 4. BALTIMORE RAVENS . . 132**
5. New Orleans Saints . . 131
6. Seattle Seahawks . . . 124
7. Indianapolis Colts . . . 117
8. Philadelphia Eagles . . 114
9. Atlanta Falcons . . . . . 113

### PLAYOFF WINS

1. New England Patriots . . 16
- 2. BALTIMORE RAVENS . . . 10**
- Green Bay Packers . . . . 10
- Seattle Seahawks . . . . . 10
5. Pittsburgh Steelers . . . . 8

### PLAYOFF GAMES

1. New England Patriots . . 24
2. Green Bay Packers . . . . 18
- 3. BALTIMORE RAVENS . . . 17**
- Seattle Seahawks . . . . . 17
5. Pittsburgh Steelers . . . . 14

### AFC TITLE GAMES

1. New England Patriots . . 8
- 2. BALTIMORE RAVENS . . . 3**
- Pittsburgh Steelers . . . . 3
4. Denver Broncos . . . . . 2
- Indianapolis Colts . . . . . 2
- KC Chiefs, NY Jets . . . . . 2

### PLAYOFF ROAD WINS

- 1. BALTIMORE RAVENS . . . . 7**
2. Green Bay Packers . . . . 5
3. New York Jets . . . . . 4
4. Philadelphia Eagles . . . . 3
- SF 49ers, Sea. Seahawks . . 3
- Tennessee Titans . . . . . 3

### REG. SEASON WINS

1. New England Patriots . . 148
2. Pittsburgh Steelers . . . 127
3. New Orleans Saints . . 124
4. Green Bay Packers . . . 123
- 5. BALTIMORE RAVENS . . 122**
6. Seattle Seahawks . . . . 114
7. Indianapolis Colts . . . 111

### REG. SEASON HOME WINS

1. New England Patriots . . 84
- 2. BALTIMORE RAVENS . . . 74**
3. Green Bay Packers . . . 73
4. Pittsburgh Steelers . . . 71
5. New Orleans Saints . . . 69
6. Seattle Seahawks . . . . 66
7. Minnesota Vikings . . . 65

## SUPER BOWL SUCCESS

The Baltimore Ravens are one of four franchises (New England, NY Giants and Pittsburgh) to win multiple Super Bowls since 2000.

# HEAD COACH JOHN HARBAUGH

## ALL-TIME RAVENS COACHING RECORDS

John Harbaugh is the third head coach in Baltimore Ravens history. He is the franchise's all-time winningest coach (132 total victories).

Coach	Seasons	Reg. Season	Playoffs	Total
<b>John Harbaugh</b>	<b>2008-20</b>	<b>122-75</b>	<b>10-7</b>	<b>132-82</b>
Brian Billick	1999-2007	80-64	5-3	85-67
Ted Marchibroda	1996-98	16-31-1	n/a	16-31-1

**SUPER BOWL  
CHAMPION**

**2019 NFL  
COACH OF  
THE YEAR**



## HARBAUGH COACHING RECORDS (2008-20)

- Overall Career Record . . . 132-82
- Regular Season Record . . . 122-75
- at Home . . . . . 74-25
- on Road . . . . . 48-50
- vs. AFC . . . . . 92-56
- vs. AFC North . . . . . 47-27
- vs. NFC . . . . . 30-19
- Playoffs Record . . . . . 10-7
- Home Playoff Games . . . . . 2-2
- Road Playoff Games . . . . . 7-5
- Super Bowl Record . . . . . 1-0
- vs. Philadelphia . . . . . 2-1

## RAVENS WINS UNDER HARBAUGH

### TOTAL NFL WINS / INCLUDING PLAYOFFS / SINCE 2008

Rk.	Team	Total Wins
1.	New England Patriots	164
2.	Pittsburgh Steelers	135
3.	Green Bay Packers	133
<b>4.</b>	<b>Baltimore Ravens</b>	<b>132</b>
5.	New Orleans Saints	131

## HARBS' RAVENS TENURE

Year	Record	Playoffs (Result)
2020	4-1	n/a
2019	14-2	0-1 (No. 1 Seed / Advanced to Div. Round)
2018	10-6	0-1 (Advanced to Wild Card Round)
2017	9-7	No Playoff Berth
2016	8-8	No Playoff Berth
2015	5-11	No Playoff Berth
2014	10-6	1-1 (Advanced to Divisional Round)
2013	8-8	No Playoff Berth
2012	10-6	4-0 (Won Super Bowl XLVII)
2011	12-4	1-1 (Advanced to AFC Championship)
2010	12-4	1-1 (Advanced to Divisional Round)
2009	9-7	1-1 (Advanced to Divisional Round)
2008	11-5	2-1 (Advanced to AFC Championship)

## AN ELITE GROUP

### MOST PLAYOFF WINS BY A COACH / FIRST 12 SEASONS / ALL TIME

Coach (Team)	Playoff Wins	Seasons
Joe Gibbs (Was.)	16	1981-92
Chuck Noll (Pit.)	14	1969-80
Bill Belichick (Cle. & NE)	13	1991-95, 2000-06
<b>John Harbaugh (Bal.)</b>	<b>10</b>	<b>2008-19</b>
Pete Carroll (NYJ, NE & Sea.)	10	1994, 1997-98, 2010-17
Mike McCarthy (GB)	10	2006-17
Bill Parcells (NYG)	10	1983-90, 1993-96
Andy Reid (Phi.)	10	1999-2010
George Seifert (SF & Car.)	10	1989-96, 1999-2001
Don Shula (Bal. & Mia.)	10	1963-74
Bill Walsh (SF)	10	1979-88

## HARBAUGH FAST FACTS

In 2019, John Harbaugh became the first Ravens coach ever to win *The Associated Press* NFL Coach of the Year Award. Harbaugh has led the Ravens to a playoff berth in eight (2008-12, 2014 & 2018-19) of his 12 seasons, and in 2012, captured the franchise's second Super Bowl title.

Here are several more Harbaugh quick hits:

- In 2019, the Ravens posted a franchise-best 14-2 record. Baltimore won a team-record 12-straight games to close out the regular season, also earning the franchise's first-ever No. 1 playoff seed.
- Coach Harbaugh has led the Ravens to four AFC North Division titles (2011-12, 2018-19).
- Under Harbaugh, Baltimore is one of four NFL teams (NE, GB & Sea.) to earn a playoff berth in eight of the past 12 seasons.
- The Ravens' 10 playoff wins since 2008 tie (GB & Sea.) for second most in the NFL (New England - 16).
- Under "Harbs," the Ravens have secured an appearance in three AFC Championship games (2008, 2011 & 2012).
- "Harbs" is the only head coach in NFL history to win a playoff game in each of his first four and five seasons.
- John and his brother, Jim (formerly of the 49ers), are the only head coaches to advance to three conference title games in the first five years as NFL bosses.
- Harbaugh is the only coach in NFL history to win a playoff game in six of the first seven seasons of a coaching career.
- In 2012, Harbaugh became the third coach (with Bill Cowher & Chuck Knox) since the 1970 merger to guide his team to the playoffs in each of his first five seasons.
- With the Ravens' 2014 playoff berth, Harbaugh became one of eight coaches in NFL history to make the postseason in six of their first seven seasons coaching.
- Harbaugh, Tom Landry (Dal.) and Tom Coughlin (Jax./NYG) own the most road playoff wins (7) by a HC in NFL history.

# HEAD COACH JOHN HARBAUGH

## ACTIVE HEAD COACH WINNING PERCENTAGE

Baltimore Ravens head coach John Harbaugh owns the fourth-best winning percentage (.617) among active coaches (min. 75 games), compiling a strong 132-82 record (including playoffs).

## ACTIVE HEAD COACHES / CAREER WINNING PERCENTAGE (Totals Include Regular Season and Playoff Games / Min. 75 Games)

Rk.	Coach	Team	Seasons	Record	Pct.
1.	Bill Belichick	Cle./NE	1991-95, 2000-20	306-141	.685
2.	Mike Tomlin	Steelers	2007-20	145-81-1	.641
3.	Sean Payton	Saints	2006-20	142-86	.623
4.	<b>John Harbaugh</b>	<b>Ravens</b>	<b>2008-20</b>	<b>132-82</b>	<b>.617</b>
5.	Andy Reid	Phi./KC	1999-2020	226-143-1	.612
6.	Mike McCarthy	GB/Dal.	2006-18, 2020	137-88-2	.608
7.	Pete Carroll	NYJ/NE/Sea.	'94, '97-99, '10-20	149-99-1	.600

## HARBS' REG. SEASON TRENDS

On grass	61-37
Artificial turf	61-38
September	29-15
October	22-25
November	36-13
December	32-20
January	3-2
Leading at halftime	101-18
Leading after 3 quarters	108-16
When scoring first	91-26
Positive or even turnover ratio	97-32
Scoring 20 or more points	105-35
Scoring 30 or more points	48-5
Totaling 350 or more net yards	70-28
Rushing for 150 or more yards	47-10
Holding opp. under 250 net yards	45-6
Holding opp. under 21 points	101-15
Holding opp. under 15 points	69-7

## POSTSEASON SUCCESS: ACTIVE COACHES

### PLAYOFFS WIN PERCENTAGE (Min. 6 Games)

Rk.	Coach	Rec.	Pct.
1.	Bill Belichick	31-12	.721
2.	Doug Pederson	4-2	.667
3.	<b>John Harbaugh</b>	<b>10-7</b>	<b>.588</b>
4.	Jon Gruden	5-4	.556
	Mike McCarthy	10-8	.556
6.	Pete Carroll	11-9	.550

### SUPER BOWL TITLES

1.	Bill Belichick	6
2.	<b>John Harbaugh</b>	<b>1</b>
	Pete Carroll	1
	Jon Gruden	1
	Sean Payton	1
	Doug Pederson	1
	Andy Reid	1
	Mike Tomlin	1

## HARBAUGH'S CAREER STOPS

Team	Position	Years
<b>Baltimore Ravens</b>	<b>Head Coach</b>	<b>2008-20</b>
Philadelphia Eagles	Secondary	2007
Philadelphia Eagles	Special Teams Coord.	1998-2006
Indiana University	DBs/Special Teams Coord.	1997
University of Cincinnati	Assistant Head Coach	1995-96
University of Cincinnati	TEs/OLBs/RBs/Special Teams	1989-94
Morehead State	DBs/ST Coord./S&C Coach	1988
University of Pittsburgh	Tight Ends	1987
Western Michigan	Graduate Assistant	1984-86

## RAVENS UNDER HARBAUGH: SINCE 2008

<b>3</b>	<b>7</b>	<b>8</b>	<b>10</b>	<b>74</b>	<b>132</b>
<b>AFC TITLE GAMES</b> 2nd Most, tied, Pit.	<b>ROAD PLAYOFF WINS</b> NFL High	<b>PLAYOFF BERTHS</b> 3rd Most, tied, Sea.	<b>PLAYOFF WINS</b> 2nd Most, tied, GB & Sea.	<b>WINS AT HOME</b> 2nd Most.	<b>TOTAL VICTORIES</b> 4th Most

### ***Coach Harbaugh Leads Ravens to Sixth-Ever 4-1 Start:***

***The Ravens are 4-1 for the sixth time in franchise history (2000, 2006, 2010, 2011, 2012 & 2020), including for the fourth season under John Harbaugh. Overall, Baltimore has earned a playoff berth each season after starting 4-1, also producing two Super Bowl titles (2000 & 2012).***



# RAVENS SPECIAL TEAMS NOTES

## A RICH HISTORY OF SPECIAL TEAMS

Following the retirement of longtime ST coordinator Jerry Rosburg, Chris Horton took over as the Ravens' special teams coach in 2019. Horton, who served as Rosburg's assistant for three seasons (2016-18), leads the standout special teams battery.

### SIX PRO BOWLERS

• Six Ravens have earned 10 combined Pro Bowl honors during the John Harbaugh Era (since 2008): ST Brendon Ayanbadejo (2008), K Billy Cundiff (2010), RS Jacoby Jones (2012), K Justin Tucker (2013, 2016 & 2019), LS Morgan Cox (2015, 2016 & 2019) and P Sam Koch (2015).

### PRIME KICKER & PUNTER

• Three-time Pro Bowl K Justin Tucker, who the Ravens signed as a rookie free agent, owns the NFL's most FGs (275) since entering the NFL in 2012. With a 90.8% career success mark, "Tuck" is the most accurate kicker in league history (275-of-303 on FGAs). Earning his first Pro Bowl nod in 2015, P Sam Koch's 46.7 gross average ranked No. 9 in the NFL that season, while his 42.9 net average was No. 2. In 2017, Koch led the NFL in both punts inside the 10 (16) and the 20 (a franchise-record 40).

### RAVENS' PUNT RETURN MEN SOAR

• Dating back to 2011, six different Ravens have returned punts for touchdowns: WR Michael Campanaro, WR Kaelin Clay, WR Tandon Doss, CB Cyrus Jones, WR Jacoby Jones and DB Lardarius Webb.

### DUVERNAY CONTINUES ROOKIE KOR-TD TREND

• In Week 3 vs. KC, rookie WR Devin Duvernay produced a 93-yard KOR-TD. It marked the NFL's first KOR-TD of 2020 and was the Ravens' sixth KOR-TD since 2011. Only the Vikings (7) have produced more KOR-TDs dating back to 2011. Duvernay became the fifth rookie in Ravens history to return a kickoff for a TD: Patrick Johnson (1998), Yamon Figurs (2007), Lardarius Webb (2009) and David Reed (2010).

## BALTIMORE BLOCK PARTY

Since 2014, the Ravens own the NFL's third-most (tied) blocked kicks (15), including an NFL-high 4 (tied) in 2016.

### BLOCKED KICKS / SINCE 2014

Rk.	Team	Blocks
1.	New England	18
	Philadelphia	18
3.	Denver	16
4.	Baltimore & Mia.	15

### MOST BLOCKED KICKS (2016 Season)

Rk.	Team	Blocks
1.	Baltimore	4
	Miami	4
3.	Five Teams	3

### RAVENS' 15 BLOCKS: BREAKDOWN (SINCE 2014)

Total Blocks ... 15	1st Qtr. .... 4	When Losing... 8
FG Blocks ... 9	2nd Qtr. .... 2	When Winning.. 5
PAT Blocks ... 3	3rd Qtr. .... 3	When Tied..... 2
Punt Blocks... 3	4th Qtr. .... 6	Record .....11-4



Tucker FGs Made  
NFL's Most Since '12

6

Ravens KOR-TDs  
NFL's 2nd Most Since '11

Tucker Points Scored  
NFL's Most Since 2012

6

Ravens PR-TDs  
NFL's 2nd Most Since '11  
(tied with Chi. & Det.)

Tucker Career FG %  
Best in NFL History

12

Ravens Total Ret. TDs  
NFL's Most Since '11  
(tied, KC & Min.)

## SEVEN STRAIGHT IN TOP 6

From 2012-18, in the annual special teams report from senior NFL writer Rick Gosselin, Baltimore ranked in the NFL's Top 6 for seven-straight seasons. (Gosselin's report is recognized by NFL teams as a special teams measuring stick.)

### RAVENS SPECIAL TEAMS RANKINGS IN RICK GOSSELIN'S ANNUAL REPORT (2012-18 Seasons)

Season	Ranking
2018	6th
2017	4th
2016	5th
2015	1st
2014	5th
2013	5th
2012	2nd

No other NFL team was in the Top 6 (or even the Top 10) in each season from 2012-18.

## TOP KOR AVERAGE

Since 2008, when John Harbaugh became the Ravens' head coach, Baltimore owns the NFL's No. 1 KOR average (24.9).

### NFL KICKOFF RETURN AVERAGE (Since 2008 / Harbaugh's Baltimore Tenure)

Rk.	Team	KOR	Yards	Avg.	Long	TDs
1.	Baltimore Ravens	511	12,731	24.9	108t	8
2.	Minnesota Vikings	549	13,407	24.4	109t	10
3.	Atlanta Falcons	441	10,457	23.7	102t	1



# RAVENS OFFENSIVE NOTES

## 2019 NFL ASSISTANT COACH OF THE YEAR

In his first season (2019) as the Ravens' offensive coordinator, Greg Roman led Baltimore's attack to record-setting heights, ultimately earning him 2019 NFL Assistant of Coach of the Year honors. (Following the 2018 season, the Ravens elevated Greg Roman to offensive coordinator.) Roman is a 22-year NFL coaching veteran who spent 2018 as the team's assistant HC/TEs coach. He joined John Harbaugh's staff in 2017 as a senior offensive assistant/TEs.

## 2019 ASSISTANT COACH OF THE YEAR



## 2019: A YEAR OF TEAM RECORDS

In 2019, Baltimore shattered single-season franchise records in total touchdowns (64), points (531), total net yards (6,521), rushing yards (3,296) and first downs (386).

TOTAL TDs		POINTS		NET YARDS		RUSHING YARDS					
Rk.	Year	TDs	Rk.	Year	Points	Rk.	Year	Yards	Rk.	Year	Yards
1.	2019	64	1.	2019	531	1.	2019	6,521	1.	2019	3,296
2.	2009	47	2.	2014	409	2.	2018	5,999	2.	2003	2,674
3.	2014	46	3.	2012	398	3.	2014	5,838	3.	2018	2,441

## SINGLE-GAME RECORDS SET IN 2019

On 9/8/19 at Miami, the Ravens established team records for most points (59) and yards (643) in a game, beating the Dolphins 59-10.

### MOST TOTAL NET YARDS / RAVENS SINGLE-GAME HISTORY

Rk.	Yards	Date/Opp.	Result
1.	643	9/8/19 at Mia.	W, 59-10
2.	553	9/25/11 at STL	W, 37-7
3.	548	12/13/09 vs. Det.	W, 48-3

### MOST POINTS / RAVENS SINGLE-GAME HISTORY

Rk.	Points	Date/Opp.	Result
1.	59	9/8/19 at Mia.	W, 59-10
2.	55	11/11/12 vs. Oak.	W, 55-20
3.	49	11/10/19 at Cin.	W, 49-13

Two of Baltimore's Top 3 all-time scoring outputs occurred in 2019.

## 200-YARD RUSHING OUTPUTS

Since QB Lamar Jackson became Baltimore's starter in Week 11 of 2019, the Ravens have rushed for at least 200 yards in 15 games.

### MOST 200-YARD RUSHING OUTPUTS (Since Lamar Jackson's First NFL Start on 11/18/18)

Rk.	Team	200-Yard Rush Games
1.	Baltimore Ravens	15
2.	Minnesota Vikings	5
	Tennessee Titans	5

## RAVENS RUN GAME FAST FACTS

- Under John Harbaugh, when rushing for at least 125 yards, the Ravens have produced a 71-15 record. Baltimore is 47-10 when rushing for at least 150 yards and 24-2 when tallying at least 200 under "Harbs."
- Four of the Ravens' all-time Top 11 rushing outputs occurred in 2019: 285 at LAR (5th), 269 vs. Cin. (7th), 265 at Mia. (9th) & 263 vs. Hou. (11th).
- In 2019, Baltimore set a new NFL single-season rushing record (3,296 yards), topping the 1978 Patriots' mark of 3,165. The Ravens' 5.53 rushing average also set a new 16-game NFL single-season record.
- The 2019 Ravens (nine) became the first team since the 1978 Patriots (11) with at least nine games of 200-or-more rushing yards in a season.

## 2019 TOP OFFENSIVE RANKINGS

In 2019, Baltimore's offensive attack ranked No. 2 in yards per game and No. 1 in points per game.

2019 TOTAL OFFENSE		2019 SCORING OFFENSE			
Rk.	Team	YPG	Rk.	Team	PPG
1.	Dallas	431.5	1.	Baltimore	33.2
2.	Baltimore	407.6	2.	San Francisco	29.9
3.	Tampa Bay	397.9	3.	New Orleans	28.6
4.	San Francisco	381.1		Tampa Bay	28.6

## BIG PLAY "O"

Baltimore's offense was explosive during the 2019 campaign, producing the NFL's most (142) big plays (any 10+ rush or 20+ pass completion).

### TOTAL BIG PLAYS

Rk.	Team	Total Big Plays
1.	Baltimore	142 (98 rush, 44 pass)
2.	Dallas	128 (60 rush, 68 pass)
3.	San Francisco	126 (64 rush, 62 pass)

10+ YARD RUSHES		20+ YARD RUSHES			
Rk.	Team	10+	Rk.	Team	20+
1.	Baltimore	98	1.	Baltimore	23
2.	San Francisco	64	2.	Arizona	16
3.	Tennessee	63		San Francisco	16

## MOST RUSHING YARDS 16-GAME NFL SINGLE-SEASON HISTORY

Rk.	Team (Year)	Yards	Avg.	Att.
1.	Baltimore (2019)	3,296	5.53	596
2.	New England (1978)	3,165	4.72	671
3.	Kansas City (1978)	2,986	4.50	663
4.	Chicago (1984)	2,974	4.41	674
5.	Atlanta (2006)	2,939	5.47	537

# RAVENS DEFENSIVE NOTES

## WINK IS THE D.C.

In his first year (2018) as Baltimore's D.C., Don "Wink" Martindale led the Ravens' unit to a No. 1-overall ranking, allowing an NFL-best 292.9 yards per game. Baltimore also permitted the league's second-fewest points per game (17.9), just behind Chicago's 17.7. For his coaching efforts, Martindale was recognized by *SI/MMQB* as the Assistant Coach of the Year and was the *AP* NFL runner-up (then-Bears' DC Vic Fangio) for the same award.

In 2019, Martindale led the Ravens' unit to strong rankings once again, finishing No. 3 in scoring defense (17.6 ppg) and No. 4 in total defense (300.6 ypg).



## 2020 "D" NUMBERS TO RAVE ABOUT

**2** – NFL defenders (Ravens rookie LB Patrick Queen & Cleveland DE Myles Garrett) to record at least 2 sacks, 2 FFs and 2 FRs.

**3** – An NFL-high (tied, Cleveland DE Myles Garrett & Atlanta LB Foyesade Oluokun) FFs by CB Marlon Humphrey. Two of Humphrey's FFs have led to FR-TD returns by the Ravens.

**9** – Touchdowns allowed by Baltimore's defense, ranking as the third fewest among teams that have played five games.

**11** – Different Ravens to record at least 1 sack. No team has had as many players register at least 1 sack this season.

**16** – Sacks by Baltimore's defense, standing as the NFL's fifth most.

**36.5** – Third-down defensive percentage by the Ravens, ranking as the NFL's fifth-best mark.

**47** – QB hits by the Ravens' defense, tying Philly for second most in the NFL (Pittsburgh is first with 50).

## BALTIMORE: THE SHUTOUT CITY

Since 2017, 23 shutouts have been pitched by defenses throughout the NFL. Of those, a league-high 4 have come courtesy of the Ravens.

MOST SHUTOUTS (Since 1996 / Ravens' Inception)		MOST SHUTOUTS (Since 2017)	
Rk.	Team	Rk.	Team
1.	Baltimore Ravens	1.	Baltimore Ravens
2.	New England Patriots	2.	Den. / Jax.
	San Francisco 49ers		LAR / NE
	14		4
	12		2
	12		2

## RAVENS ALL-TIME "D" COORDINATORS

Don Martindale joined a long line of great Ravens defensive coordinators, four of whom have gone on to become NFL head coaches: Marvin Lewis (1996-2001), Mike Nolan (2002-04), Rex Ryan (2005-08) and Chuck Pagano (2011).

<b>Don Martindale (2018-20)</b>	Rex Ryan (2005-08)
Dean Pees (2012-17)*	Mike Nolan (2002-04)
Chuck Pagano (2011)	Marvin Lewis (1996-2001)*
Greg Mattison (2009-10)	* Super Bowl-winning DC

## 2020 RANKINGS

### SCORING DEFENSE

Rk.	Team	PPG
1.	Baltimore	15.2
2.	Indianapolis	17.6
3.	LA Rams	18.0
4.	Chicago	20.0

### MOST TAKEAWAYS

Rk.	Team	TA
1.	Cleveland	12
2.	Baltimore	10
	Seattle	10
4.	Ind. & TB	9

### MOST D-TDs / SINCE 2018

Rk.	Team	D-TDs
1.	Baltimore	11
2.	New England	9
	New York Jets	9
4.	LAR & KC	8

*In 2019, Baltimore tied (TB) for the NFL lead with 6 defensive TDs (3 INTs & 3 FRs). Since Don Martindale was named defensive coordinator in 2018, Baltimore has produced an NFL-best 11 D-TDs, including 2 FR-TDs (LBs L.J. Fort & Patrick Queen) this season.*

## RAVENS "D" UNDER HARBAUGH

Don Martindale leads a defensive unit that, during the John Harbaugh Era (2008-20), has been superb.

### POINTS PER GAME ALLOWED

1.	Baltimore	18.8
2.	New England	19.1
3.	Pittsburgh	19.2

### SCRIMMAGE TDs ALLOWED

1.	Baltimore	362
2.	Pittsburgh	381
3.	New England	398

### TOTAL NET YARDS ALLOWED

1.	Pittsburgh	308.3
2.	Baltimore	314.8
3.	NY Jets	325.7

### OPPONENT PASSER RATING

1.	Baltimore	79.5
2.	Buffalo	81.1
3.	Pittsburgh	82.5

### RUSHING YARDS ALLOWED

1.	Pittsburgh	94.5
2.	Baltimore	96.4
3.	NY Jets	102.7

### THIRD-DOWN DEFENSE

1.	Baltimore	36.1
2.	Denver	36.5
3.	NY Jets	37.0

## SACK CITY, USA

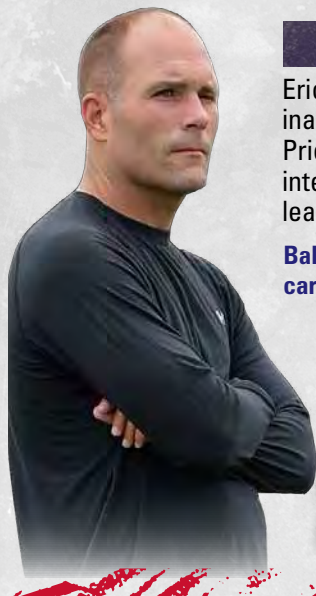
In 2018's Week 6 win at the Titans, Baltimore racked up a franchise-best 11 sacks, tying for the second most by a team in league history. They also stand as the most in an NFL game since 2012 (SD, 11).

### MOST SINGLE-GAME SACKS RAVENS HISTORY

10/14/18 at Ten.	11
11/24/11 vs. SF.	9
11/26/06 vs. Pit.	9
11/16/97 vs. Phi.	9

**2019 Big-Play "D" Scores Big:** Baltimore became the first team since 1970 to record a defensive TD of at least 65 yards in three-consecutive games: Marcus Peters 89 INT at Cin. (11/10), Marlon Humphrey 70 FR vs. NE (11/3) & Marcus Peters 67 INT at Sea. (10/20).

# RAVENS PERSONNEL NOTES



**25TH  
RAVENS  
SEASON**

## EVP & GM ERIC DECOSTA

Eric DeCosta has been with the franchise since Day One, first beginning as an intern during the inaugural 1996 season and then ascending to the personnel department's chief decision-maker in 2019. Prior to being named EVP/GM – succeeding the legendary Ozzie Newsome – DeCosta, 49, received GM interview offers annually from multiple teams in recent years. However, he never seriously considered leaving Baltimore, which has always aligned perfectly with what he envisioned to be his dream job.

Baltimore's active roster includes 15 players (listed below) who have earned Pro Bowl honors during their NFL careers. Additionally, the Ravens have six players on their roster who've garnered AP first-team All-Pro accolades.

### MOST PRO BOWLERS ON A 2020 WEEK 1 NFL ROSTER

Rk.	Team	Pro Bowlers
1.	New Orleans . . . . .	16
2.	<b>Baltimore . . . . .</b>	<b>15</b>
3.	Chicago & Dallas . . . . .	14

- X Mark Andrews
- X Orlando Brown Jr.
- X Calais Campbell\*
- X Morgan Cox
- X Robert Griffin III
- X Marlon Humphrey\*
- X Mark Ingram II
- X Lamar Jackson\*

### MOST FIRST-TEAM ALL-PROS ON A 2020 WEEK 1 NFL ROSTER

Rk.	Team	1st All-Pros
1.	Chicago . . . . .	7
2.	<b>Baltimore . . . . .</b>	<b>6</b>
	Ari., KC, NO & TB . . . . .	6

- X Matthew Judon
  - X Sam Koch
  - X Marcus Peters\*
  - X Patrick Ricard
  - X Ronnie Stanley\*
  - X Justin Tucker\*
  - X Brandon Williams
- \* First-Team All-Pro

## FIRST-ROUND FINDS

The Ravens have tabbed 25 players in the first round. These picks have earned 64 combined Pro Bowls, multiple POTY Awards, an NFL MVP honor, two Super Bowl MVPs and three HOF selections.

### RAVENS ALL-TIME FIRST-ROUND DRAFT PICKS

Year	Name	Pick	Pro Bowls
1996	T Jonathan Ogden* –	4	11
1996	LB Ray Lewis* ++ ~ –	26	13
1997	LB Peter Boulware*	4	4
1998	CB Duane Starks*	10	
1999	CB Chris McAlister*	10	3
2000	RB Jamal Lewis*=	5	1
2000	WR Travis Taylor	10	
2001	TE Todd Heap*	31	2
2002	S Ed Reed*+ –	24	9
2003	OLB Terrell Suggs*+	10	7
2003	QB Kyle Boller	19	
2005	WR Mark Clayton*	22	
2006	DT Haloti Ngata*	12	5
2007	G Ben Grubbs*	29	2
2008	QB Joe Flacco^ ~	18	
2009	T Michael Oher*	23	
2011	CB Jimmy Smith	27	
2013	S Matt Elam	32	
2014	LB C.J. Mosley*	17	4
2015	WR Breshad Perriman	26	
2016	T Ronnie Stanley	6	1
2017	CB Marlon Humphrey	16	1
2018	TE Hayden Hurst	25	
2018	QB Lamar Jackson%	32	1
2019	WR Marquise Brown	25	
2020	LB Patrick Queen	28	

% NFL MVP    ~ Super Bowl MVP    + Defensive Player of the Year  
 = Offensive Player of the Year    – Pro Football Hall of Fame  
 \* All-Rookie Team    ^ NFL Rookie of the Year (Fan Vote)

Baltimore has drafted three players (Ogden, Lewis & Reed) who were selected to the Pro Football Hall of Fame. For Ogden & Lewis, it was the first time ever two players were drafted in the same round (1st in 1996) by a team and reached the HOF in their initial year of eligibility.

## HOMEGROWN PRO BOWLERS

Year Drafted (Rd.)	Name	Pro Bowls
1996 (1st)	LB Ray Lewis	13
1996 (1st)	T Jonathan Ogden	11
2002 (1st)	S Ed Reed	9
2007 (3rd)	<b>G Marshal Yanda</b>	<b>8</b>
2003 (1st)	OLB Terrell Suggs	7
2006 (1st)	DT Haloti Ngata	5
1997 (1st)	OLB Peter Boulware	4
2014 (1st)	LB C.J. Mosley	4
2015 (RFA)	<b>LS Morgan Cox #</b>	<b>3</b>
1999 (1st)	CB Chris McAlister	3
2008 (2nd)	RB Ray Rice	3
2012 (RFA)	<b>K Justin Tucker #</b>	<b>3</b>
2001 (1st)	TE Todd Heap	2
1996 (5th)	WR/RS Jermaine Lewis	2
2007 (4th)	FB Le'Ron McClain	2
2000 (6th)	OLB Adalius Thomas	2
2018 (3rd)	<b>TE Mark Andrews</b>	<b>1</b>
2018 (3rd)	<b>T Orlando Brown Jr.</b>	<b>1</b>
2007 (1st)	G Ben Grubbs	1
2017 (1st)	<b>CB Marlon Humphrey</b>	<b>1</b>
2018 (1st)	<b>QB Lamar Jackson</b>	<b>1</b>
2016 (5th)	<b>OLB Matthew Judon</b>	<b>1</b>
2013 (4th)	FB Kyle Juszczyk	1
2006 (6th)	P Sam Koch	1
2000 (1st)	RB Jamal Lewis	1
2017 (RFA)	<b>FB Patrick Ricard #</b>	<b>1</b>
2002 (RFA)	LB Bart Scott #	1
2016 (1st)	<b>T Ronnie Stanley</b>	<b>1</b>
2013 (3rd)	DT Brandon Williams	1

# Undrafted rookie free agent    **Bold indicates 2019 Pro Bowler**

**29**

Homegrown Ravens  
Pro Bowlers

**25**

Drafted Ravens  
To Earn Pro Bowl  
Honors

**4**

Undrafted Rookies  
To Earn Pro Bowl  
Honors

# RAVENS PERSONNEL NOTES

## RAVENS DRAFT SUCCESS ACROSS THE BOARD

- 1ST** → Jonathan Ogden ('96), Ray Lewis ('96), Peter Boulware ('97), Chris McAlister ('99), Jamal Lewis ('00), Todd Heap ('01), Ed Reed ('02), Terrell Suggs ('03), Haloti Ngata ('06), Joe Flacco ('08), Jimmy Smith ('11), C.J. Mosley ('14), Ronnie Stanley ('16), Marlon Humphrey ('17), Lamar Jackson ('18)
- 2ND** → Jamie Sharper ('97), Ray Rice ('08), Torrey Smith ('11), Courtney Upshaw ('12), Kelechi Osemele ('12), Timmy Jernigan ('14)
- 3RD** → Casey Rabach ('01), Marshal Yanda ('07), Lardarius Webb ('09), Brandon Williams ('13), Orlando Brown Jr. ('18), Mark Andrews ('18)
- 4TH** → Edwin Mulitalo ('99), Jarret Johnson ('03), Le'Ron McClain ('07), Dennis Pitta ('10), Kyle Juszczyk ('13), Za'Darius Smith ('15), Tavon Young ('16)
- 5TH** → Jermaine Lewis ('96), Dawan Landry ('06), Arthur Jones ('10), Pernell McPhee ('11), Rick Wagner ('13), Matthew Judon ('16)
- 6TH** → Adalius Thomas ('00), Chester Taylor ('02), Sam Koch ('06), Haruki Nakamura ('08), Tyrod Taylor ('11), Chuck Clark ('17), Bradley Bozeman ('18)
- 7TH** → DeAngelo Tyson ('12), Michael Campanaro ('14), Zach Sieler ('18)
- RFA** → Mike Flynn ('97), Priest Holmes ('97), Will Demps ('02), Bart Scott ('02), Ma'ake Kemoeatu ('02), Jameel McClain ('08), Dannell Ellerbe ('09), Morgan Cox ('10), Justin Tucker ('12), James Hurst ('14), Zach Orr ('14), Patrick Onwuasor ('16), Michael Pierce ('16), Matt Skura ('16), Patrick Ricard ('17), Gus Edwards ('18)

## RAVENS 20/20 CLUB

The Ravens' "20/20 Club" includes members of the personnel staff who started with as young assistants and grew into evaluators with more input. The term "20/20" refers to hiring 20-year-olds for \$20,000. But according to Ozzie Newsome: "The guys actually started when they were a little older than 20 and for more than \$20,000, but that's what we call them."

### RAVENS "20/20 CLUB" GRADUATES / CURRENT SCOUTS

Name	Joined Ravens	Current Title
George Kokinis	1991 (w/ Browns)	Dir. of Player Personnel
Eric DeCosta	1996	EVP & General Manager
Joe Hortiz	1998	Dir. of Player Personnel
Mark Azevedo	2005	Asst. Dir. of Col. & Pro Pers.
David Blackburn	2007	National Scout
Andrew Raphael	2013	Southeast Area Scout
Brandon Berning	2015	Midwest/SW Area Scout
Joey Cleary	2015	West Area Scout
Patrick Williams	2016	College & Pro Scout
Corey Frazier	2017	Pro Scout
"Q" Attenoukon	2017	College & Pro Scout
Patrick McDonough	2018	College & Pro Scout
Chas Stallard	2018	College & Pro Scout



## ALL-PRO DRAFT PICKS

The success the Ravens have had drafting standout players since their 1996 Baltimore arrival cannot be ignored. Over the past 24 years, led by **Ozzie Newsome** and now **Eric DeCosta**, the Ravens have drafted an NFL-best 15 players who went on to earn AP first-team All-Pro honors. When including undrafted rookie **K Justin Tucker**, Baltimore has produced 16 "homegrown" AP first-team All-Pro selections.

### MOST DRAFT CHOICES TO EARN AP FIRST-TEAM ALL-PRO (Since 1996 / Ravens Inception)

Rk.	Team	Players
1.	<b>Baltimore Ravens</b>	<b>15</b>
2.	Carolina Panthers	13
3.	Kansas City, New England & Tennessee	12

X Marlon Humphrey^ (1)	X Chris McAlister (1)	X Ed Reed (5)
X Lamar Jackson^ (1)	X Le'Ron McClain (1)	X Ronnie Stanley^ (1)
X Jamal Lewis (1)	X Haloti Ngata (2)	X Terrell Suggs (1)
X Jermaine Lewis (1)	X Jonathan Ogden (4)	X Adalius Thomas (1)
X Ray Lewis (7)	X Kelechi Osemele* (1)	X Marshal Yanda (2)

(1st-Team All-Pro) (\* w/ Raiders) (^ Current Raven)

## THE WIZARDRY OF OZ

Ozzie Newsome's legacy is unlike any the game has seen. Known throughout all of sports as a premier leader, Newsome is a Hall of Fame player, the architect of Baltimore's 2000 and 2012 Super Bowl championship teams and an elite evaluator who became the NFL's first African American GM. In 2019, his longtime top lieutenant, Eric DeCosta, took over as the Ravens' EVP & GM. However, Newsome maintains a significant role within the organization as its executive VP.

### OZZIE NEWSOME CAREER SNAPSHOT

- NFL's first African American General Manager (promoted in 2002)
- Architect of Ravens 2000 & 2012 Super Bowl Championship Teams
- NFL Executive of the Year (2000) • Pro Football Hall of Fame (class of 1999)
- State of Alabama Hall of Fame (class of 1995)
- National Football Foundation College Hall of Fame and NCAA Hall of Fame (class of 1994)
- 13-Year NFL Tight End with Browns (1978-90) • Three-Time Pro Bowler (1981, 1984-85)
- Four-Time Cleveland Touchdown Club Offensive Player of the Year
- Member of Three Major NFL Policy-Making Groups: Competition Committee, Diversity Committee & Player Care Foundation Board

# IRONMEN / TURNOVERS NOTES

## KOCH'S GAMES STREAK

P Sam Koch has played in 229 consecutive games, ranking as the NFL's second-longest streak among active players. Koch has never missed a game since being drafted by the Ravens in 2006.

### NFL CONSECUTIVE GAMES PLAYED / ACTIVE STREAKS

Rk.	Player	Games
1.	QB Philip Rivers (Ind.)	230
2.	<b>P Sam Koch (Bal.)</b>	<b>229</b>
3.	K Mason Crosby (GB)	212
4.	P Brett Kern (Ten.)	195
5.	P Dustin Colquitt (Pit.)	188

## RAVENS IRONMEN

### RAVENS CONSECUTIVE GAMES PLAYED / ACTIVE STREAKS

Rk.	Player	Games
1.	Sam Koch	229
2.	Justin Tucker	133
3.	Anthony Levine Sr.	117

### RAVENS CONSECUTIVE GAMES PLAYED / ALL-TIME STREAKS

Rk.	Player	Games	Years
1.	<b>Sam Koch</b>	<b>229</b>	<b>2006-present</b>
2.	<b>Justin Tucker</b>	<b>133</b>	<b>2012-present</b>
3.	Jarret Johnson	129	2003-11
4.	Joe Flacco	122	2008-2015
5.	<b>Anthony Levine Sr.</b>	<b>117</b>	<b>2013-present</b>
6.	Peter Boulware	111	1997-2003

### RAVENS ALL-TIME GAMES PLAYED

Rk.	Player	Games	Years
1.	<b>Sam Koch</b>	<b>229</b>	<b>2006-present</b>
	Terrell Suggs	229	2003-18
3.	Ray Lewis	228	1996-2012
4.	Matt Stover	207	1996-2008
5.	Jonathan Ogden	177	1996-2007
	Marshal Yanda	177	2007-19
7.	Joe Flacco	163	2008-18
8.	Ed Reed	160	2002-12
9.	<b>Morgan Cox</b>	<b>155</b>	<b>2010-present</b>
10.	Jarret Johnson	143	2003-11
11.	Chris McAlister	135	1999-2008
	Haloti Ngata	135	2006-14
13.	Kelly Gregg	134	2001-10
14.	Mike Flynn	133	1998-2007
	Todd Heap	133	2001-10

## TWO DURABLE RAVENS

Among active NFL players, P Sam Koch (229) & K Justin Tucker (133) rank at or near the top of respective positions for current streaks of most consecutive games played.

### CONSECUTIVE GAMES PLAYED / CURRENT NFL STREAKS

PUNTERS		KICKERS	
1.	<b>Sam Koch (Bal.)</b> . . . . . 229	1.	Mason Crosby (GB) . . . . . 212
2.	Brett Kern (Ten.) . . . . . 195	2.	<b>Justin Tucker (Bal.)</b> . . . . . 133
3.	Dustin Colquitt (Pit.) . . . . . 188	3.	Brandon McManus (Den.) . . . . . 99

## TURNOVER MARGIN SINCE 2008

Since John Harbaugh's 2008 Baltimore arrival, the Ravens have produced the NFL's fifth-best turnover differential (+58).

### NFL's TOP TURNOVER DIFFERENTIALS (Since 2008 / John Harbaugh Era)

Rk.	Team	Takeaways	Giveaways	Turnover Diff.
1.	New England	351	196	+155
2.	Green Bay	322	214	+108
3.	Seattle	325	249	+76
4.	Kansas City	315	244	+71
5.	<b>Baltimore</b>	<b>318</b>	<b>260</b>	<b>+58</b>
6.	Atlanta	291	259	+32

**Note:** The Ravens (+5) are tied for third in the NFL in 2020.

## TURNOVER MARGIN AT HOME

Baltimore owns a +60 differential at home during the John Harbaugh Era, ranking as the league's third-best mark.

### NFL's TOP TURNOVER DIFFERENTIALS / AT HOME (Since 2008 / John Harbaugh Era)

Rk.	Team	Takeaways	Giveaways	Turnover Diff.
1.	Green Bay	182	95	+87
2.	New England	182	96	+86
3.	<b>Baltimore</b>	<b>175</b>	<b>115</b>	<b>+60</b>
4.	Seattle	175	119	+56

## TURNOVER TABLE SINCE 2000

Year	TA/TO	Plus/Minus	Record
2020	10/5	+5	4-1
2019	25/15	+10	14-2
2018	17/20	-3	10-6
2017	34/17	+17	9-7
2016	28/23	+5	8-8
2015	14/28	-14	5-11
2014	22/20	+2	10-6
2013	24/29	-5	8-8
2012	25/16	+9	10-6
2011	26/24	+2	12-4
2010	27/20	+7	12-4
2009	32/22	+10	9-7
2008	34/21	+13	11-5
2007	23/40	-17	5-11
2006	40/23	+17	13-3
2005	26/36	-10	6-10
2004	34/23	+11	9-7
2003	41/38	+3	10-6
2002	31/32	-1	7-9
2001	28/36	-8	10-6
2000	49/26	+23	12-4
<b>Total</b>	<b>590/514</b>	<b>+76</b>	<b>194-131</b>

## THE RAVENS ARE...

Since 2000, here are the Ravens' records in a game:  
 When turnover ratio is +2 or better . . . . . 87-5  
 When turnover ratio is +1 or better . . . . . 121-17  
 When turnover ratio is even . . . . . 38-26  
 When turnover ratio is negative . . . . . 33-86

# THAT M&T MAGIC

## HOME UNDER HARBS

Under John Harbaugh (since 2008) the Ravens have the NFL's third-best home winning percentage (.747), going 74-25 at M&T Bank Stadium.

### NFL'S BEST REGULAR SEASON HOME RECORDS (John Harbaugh Era / Since 2008)

Rk.	Team	Record	Pct.
1.	New England Patriots	84-14	.857
2.	Green Bay Packers	73-23-2	.755
3.	<b>Baltimore Ravens</b>	<b>74-25</b>	<b>.747</b>
4.	Pittsburgh Steelers	71-28	.717
5.	New Orleans Saints	69-30	.697

## RAVENS DEFEND THE BANK

The Ravens have been outstanding at home since they arrived in Baltimore. Below are their respective home records and corresponding NFL rankings during several periods.

### RAVENS HOME RECORDS / NFL RANKINGS

Time Period (Milestone)	Record	NFL Rank
Since 2010 (Past 10-Plus Seasons)	62-21	3
Since 2008 (John Harbaugh's Arrival)	74-25	3
Since 2000 (First Super Bowl Season)	120-43	2
Since 1998 (M&T Bank Stadium Opened)	128-51	3
Since 1996 (Team's Inception)	135-59-1	4

## HOME "D" UNDER HARBS (SINCE 2008)

<b>16.7</b>	<b>75.1</b>	<b>301.5</b>
POINTS ALLOWED PER GAME (NFL'S BEST)	OPPONENT PASSER RATING (NFL'S BEST)	YARDS ALLOWED PER GAME (NFL'S BEST)

Dating back to 2008, the Ravens have outscored opponents 2,529 to 1,657 at home. In their 74 wins during this span, the margin of victory has been 14.6 points per game.

The Ravens own a +872 point differential at home under John Harbaugh, ranking No. 2 in the NFL (NE is +1,217).

Baltimore is 36-0 under Harbaugh when allowing 12 points or fewer at home.

## HOME "D" DOMINANCE DATES WAY BACK

The Ravens' "D" has been stout at home for many seasons. Since 2003, Baltimore ranks at the top in several key categories:

### BEST NFL DEFENSES AT HOME / SINCE 2003

POINTS PER GAME (Fewest Allowed)	TOTAL DEFENSE (Fewest Yards Allowed)
1. Baltimore . . . . . 16.5	1. Baltimore . . . . . 295.5
2. New England . . . . . 16.9	2. Pittsburgh . . . . . 298.2
3. Pittsburgh . . . . . 18.4	3. NY Jets . . . . . 314.8
INTERCEPTIONS	SACKS
1. New England . . . . . 166	1. Minnesota . . . . . 391
2. Baltimore . . . . . 164	2. Pittsburgh . . . . . 388
3. Cincinnati . . . . . 161	3. Baltimore . . . . . 365
Green Bay . . . . . 161	4. LA Rams . . . . . 359

## HOME FAST FACTS

- Under John Harbaugh, the Ravens are 19-4 in September home games. The Ravens have won 22 of their past 26 home games in the month of September (dating back to 2006).
- Under Harbaugh, the Ravens are 22-4 in November home games, producing the NFL's best such record. The Ravens have won 20 of their past 23 home games during the month.
- The Ravens are 21-8 at home in the month of December under Harbaugh and 41-16 in such games during their history.
- Under Harbaugh (since 2008), Baltimore has gone 19-5 against NFC teams at M&T Bank Stadium, producing the best home record by an AFC squad vs. the "other" conference.
- Baltimore has won 22 of its last 27 home games vs. NFC teams.
- In their history, the Ravens have hosted 19 games when the temperature was below 40 degrees. Baltimore is 16-3 in such games.
- Baltimore is 8-1 at home in November against AFC North foes under Harbaugh. Overall under Harbaugh, the Ravens are 26-11 in home games played against AFC North foes.
- Baltimore has won 22 of its last 30 home games vs. AFC North foes.
- The Ravens are 14-3 at home all time against teams from the West Coast (Oak. – 6-1, SD – 3-1, SF – 3-0 and Sea. – 2-1).

## BEST HOME DEFENSE

Baltimore has permitted an NFL-best 16.7 ppg at home during the John Harbaugh Era. Under "Harbs," the Ravens are 34-0 at home when allowing 10 points or fewer. In 22 of those games, the Ravens gave up no more than 7 points.

### FEWEST POINTS/GAME ALLOWED AT HOME (Since 2008 / John Harbaugh Era)

Rk.	Team	PPG
1.	<b>Baltimore</b>	<b>16.7</b>
2.	New England	18.0
3.	Pittsburgh	18.8



# ALL-TIME RESULTS / TRENDS

## RAVENS REGULAR SEASON RECORDS

	Overall Record	Home	Away
Overall	218-170-1	135-59-1	83-111
In M&T Bank Stadium (since 1998)	128-51	128-51	n/a
Coached by Ted Marchibroda	16-31-1	11-12-1	5-19
Coached by Brian Billick	80-64	50-22	30-42
Coached by John Harbaugh	122-75	74-25	48-50
vs. AFC Teams	163-131	100-49	63-82
vs. AFC North	65-45	39-17	26-28
vs. AFC Central (1996-2001)	26-28	13-14	13-14
vs. AFC East	27-20	19-5	8-15
vs. AFC South	20-17	13-5	7-12
vs. AFC West	25-21	16-8	9-13
vs. NFC Teams	55-39-1	35-10-1	20-29
vs. NFC North	8-8	6-2	2-6
vs. NFC Central (1996-2001)	3-5	3-1	0-4
vs. NFC East	14-9-1	8-2-1	6-7
vs. NFC South	12-8	6-4	6-4
vs. NFC West	18-9	12-1	6-8
On Monday Night Football	13-12	5-3	8-9
On Thursday Night Football	8-5	7-1	1-4
On Saturday	4-1	2-0	2-1
On Sunday Night Football	15-13	9-3	6-10
In Overtime	13-13-1	7-4-1	6-9
Ravens Shutout Wins	14-0	6-0	8-0
In Season Openers	14-11	9-4	5-7
Indoors	7-15	n/a	7-15

Note: Baltimore has played in Houston's Reliant/NRG Stadium six times (4-2), Indy's Lucas Oil Stadium twice (0-2), Dallas' Texas Stadium once (1-0) and Atlanta's Mercedes-Benz Stadium once (1-0). Four of those games at Reliant Stadium/NRG Stadium (12/13/10, 10/21/12, 12/21/14 & 9/20/20) came when the roof was closed, meaning those games were "indoors," while the other games listed are considered "outdoors" due to open roofs.

In August	0-1	0-1	0-0
In September	52-33	33-9	19-24
In October	41-52	21-20	20-32
In November	61-39-1	37-13-1	24-26
In December	59-41	41-16	18-25
In January	5-4	3-0	2-4

## RAVENS REGULAR SEASON RESULTS WHEN...

Team	Since 2000	Since 2008	2020
Record	194-131	122-75	4-1
vs. AFC North (since 2002)	65-45	47-27	2-0
vs. AFC	146-99	92-56	3-1
vs. NFC	48-32	30-19	1-0
Home	120-43	75-25	2-1
Away	74-88	48-50	2-0
On grass	99-73	61-37	3-1
Artificial turf	95-58	61-38	1-0
Outdoors	188-119	115-67	3-1
Indoors	6-12	5-7	1-0
September	44-26	29-15	2-1
October	38-41	22-25	2-0
November	56-27	36-13	0-0
December	51-34	32-20	0-0
January	5-3	3-2	0-0
Leading at halftime	156-24	101-18	4-0
Trailing at halftime	27-94	14-52	0-1
Tied at halftime	11-13	7-5	0-0
Tied after 3 quarters	5-7	3-3	0-0
Leading After 3 quarters	166-18	108-16	4-0
Trailing after 3 quarters	24-105	11-59	0-1
Decided by 7 points or fewer	77-72	46-48	0-0
Decided by 3 points or fewer	43-40	27-26	0-0
When scoring first	137-41	91-26	4-1
When not scoring first	58-90	31-49	0-0
Positive or even turnover ratio	161-44	97-32	3-1
Negative turnover ratio	33-87	25-43	1-0
Winning penalty ratio	86-54	55-28	3-0
Losing penalty ratio	92-66	55-38	1-1
Overtime	10-11	7-8	0-0
When returning a KOR for a TD	5-4	5-3	0-1
When returning a PR for a TD	9-3	5-1	0-0

Offense	Since 2000	Since 2008	2020
Scoring 20 or more points	156-50	105-35	4-1
Scoring 30 or more points	68-7	48-5	3-0
Having 20 or more first downs	95-52	73-33	2-0
Totaling 350 or more net yards	95-43	70-28	3-0
At least 35 minutes time of poss.	56-7	36-5	0-0
Rushing for 150 or more yards	72-18	47-10	2-1
When not throwing an INT	110-25	72-18	2-1
With a 100-yard rusher	65-22	37-9	0-0
Without a 100-yard rusher	129-109	85-66	4-1
With a 100-yard receiver	41-23	28-16	1-0
Without a 100-yard receiver	153-108	95-59	3-1
With a 300-yard passer	23-19	20-14	0-0
Without a 300-yard passer	171-112	102-61	4-1

Defense	Since 2000	Since 2008	2020
When scoring a defensive TD	51-7	29-5	2-0
When returning an INT for a TD	35-3	17-2	0-0
When returning a fumble for a TD	18-4	14-3	2-0
Recording 3 or more sacks	103-39	57-25	3-0
Holding opp. under 250 net yards	61-6	45-6	1-0
Holding opp. under 21 points	157-36	101-15	4-0
Holding opp. under 15 points	117-16	69-7	2-0
Allowing a 100-yard rusher	19-29	12-18	0-0
Not allowing a 100-yard rusher	174-103	110-57	4-1
Allowing a 100-yard receiver	39-41	22-25	1-0
Not allowing a 100-yard receiver	156-89	100-50	3-1
Allowing a 300-yard passer	25-30	17-22	1-1
Not allowing a 300-yard passer	168-101	105-53	3-0

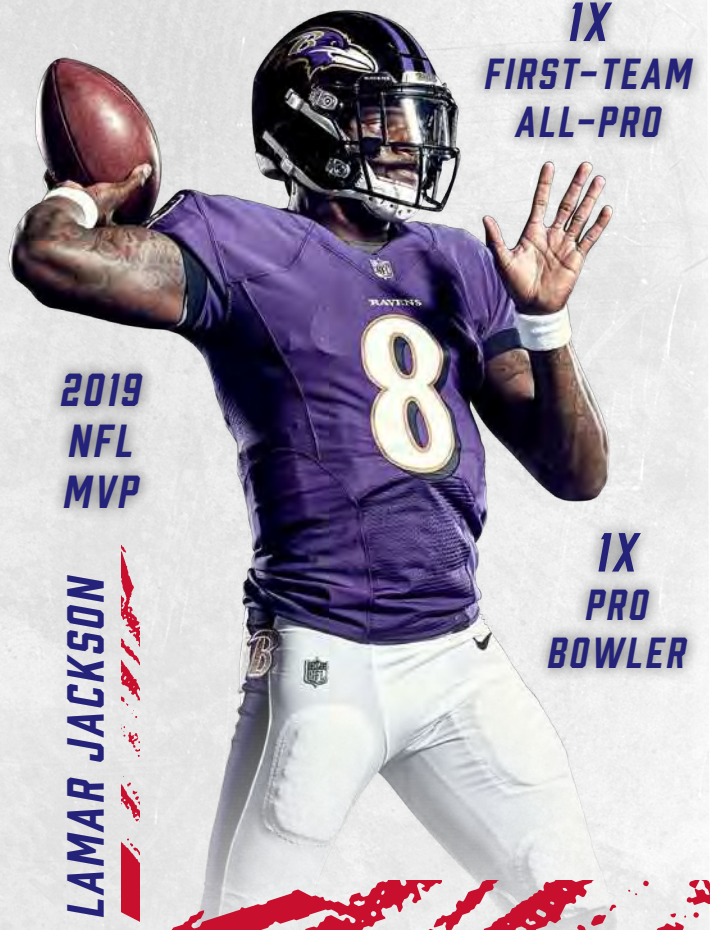
# LAMAR JACKSON NOTES

## JACKSON IS A RECORD-SETTER

- X Baltimore is 23-4 with Jackson as its starter. Since his first NFL start (Week 11 of 2018), Jackson's 23 regular season wins rank as the most among all NFL starting QBs.
- X Jackson is the fastest QB in league history (35 games) to reach 5,000 passing yards and 2,000 rushing yards.
- X Jackson is the only QB in NFL history to produce at least 3,000 passing yards and 1,000 rushing yards in a single season (2019). (He had 3,127 passing & 1,206 rushing yards.)
- X Jackson (36/7) is the third QB in NFL history to produce at least 35 passing TDs & 7 rushing TDs in a season. Steve Young (35/7 in 1994) & Cam Newton (35/10 in 2015) also accomplished this feat and won the NFL's MVP honor.
- X Jackson was responsible for an NFL-best 43 total TDs (36 passing & 7 rushing) in 2019. His 36 TD passes led the NFL and are the most in franchise single-season history.
- X In his final eight games of 2019 (he sat out Week 17), Jackson threw 25 TDs and 1 INT, completing 69.4% of his passes for 1,477 yards and a 130.3 rating. He had 630 rushing yards & 4 rush TDs.
- X Jackson rushed for 1,206 yards in 2019, marking the most by a quarterback in NFL single-season history.
- X Jackson threw at least 4 TDs in an NFL-best four games in 2019. He also threw at least 3 TDs in an NFL-best eight games.
- X In 2019's Week 15 win vs. NYJ, Jackson rushed for at least 85 yards while throwing for 5 TDs for the second time in his career. (He also did this on 11/25/19 at LAR.) Cam Newton is the only other player in NFL history to accomplish the 85 rushing yards/5 passing TDs feat in a game, doing so in 2015.
- X Jackson posted two perfect passer ratings in 2019 (at Cin. & Mia.), making him one of two QBs in NFL history (Ben Roethlisberger, 2007) to attain the 158.3 mark twice in a season.
- X In Weeks 11 (vs. Hou) and 12 (at LAR), Jackson became the first NFL player ever to throw at least 4 passing TDs and have at least 50 yards rushing in back-to-back games.
- X Jackson owns the NFL single-season record for most 100-yard rushing games (5 in 2019) by a quarterback.
- X Jackson registered at least 60 rushing yards in nine-straight games (4-12) in 2019, ranking as the most consecutive 60+ rushing outputs by a QB in NFL single-season history.
- X In 2019's Week 6 victory over Cincinnati, Jackson became the first player ever to pass for 200 yards (236) and rush for 150 yards (152) in a regular season game. (Colin Kaepernick also accomplished this feat in a 2013 playoff game.)
- X In 2019's Week 2 win over Arizona, Jackson became the only player in NFL history to throw for at least 250 yards and rush for at least 120 yards in a regular season game.
- X In the 2019 Divisional Playoff vs. Tennessee, Jackson became the first player in NFL history with at least 350 passing yards (365) and 100 rushing yards (143) in a game. (This includes both regular season and playoff games.)
- X Michael Vick (8), Jackson (6) and Russell Wilson (4) own the most "double-triples" (at least 100 rushing and passing yards in the same game) in league history.

## JACKSON'S 2019 NFL RANKINGS

- X 43 total touchdowns – 1st
- X 36 passing touchdowns – 1st
- X 9.0 passing touchdown pct. – 1st
- X 6.9 rushing average – 1st
- X 113.3 passer rating – 3rd
- X 1,206 rushing yards – 6th
- X Starting QB wins (13) – 1st (tied)
- X Games w/ 5 TD passes (3) – 1st
- X Games w/ 4+ TD passes (4) – 1st
- X Games w/ 3+ TD passes (8) – 1st
- X Perfect passer rating games (2) – 1st
- X 100-yard rush games (5) – 1st (by a QB)





# LAMAR JACKSON NOTES

## ONE OF A KIND

In Week 3 of 2020 vs. KC, QB Lamar Jackson passed Cam Newton for the most rushing yards ever by a quarterback in his first three NFL seasons. Jackson rushed for 83 yards, marking his 11th-career game with at least 80. (He now has 2,139 rushing yards in 36 career games.)

Since 2019, Jackson's 1,444 rushing yards rank ninth overall in the NFL and first among QBs. Additionally, Jackson's 43 passing TDs stand second only to Russell Wilson (47) since the 2019 campaign began.

### MOST QB RUSHING YARDS / SINCE 2019

Rk.	Player	Yards	Att.	Avg.	TDs	Pass TDs
1.	Lamar Jackson	1,441	217	6.7	8	45
2.	Kyler Murray	840	134	6.3	9	28
3.	Josh Allen	593	134	4.4	12	32
4.	Deshawn Watson	496	101	4.9	8	35
5.	Russell Wilson	495	98	5.1	3	50

## PASSING TOUCHDOWNS

### RAVENS SINGLE-GAME HISTORY

Quarterback/Date/Opp.	TDs
Lamar Jackson, 12/12/19 vs. NYJ	5
Lamar Jackson, 11/25/19 at LAR	5
Lamar Jackson, 9/8/19 at Mia	5
Joe Flacco, 10/12/14 at TB	5
Tony Banks, 9/10/00 vs. Jax	5

## COMPLETION PCT.

### RAVENS SINGLE-GAME HISTORY

Quarterback/Date/Opp.	Pct.
Lamar Jackson, 11/10/19 at Cin.	88.2
Lamar Jackson, 9/8/19 at Mia	85.0
Lamar Jackson, 9/13/20 vs. Cle.	80.0
Joe Flacco, 11/1/09 vs. Den.	80.0

## PASSER RATING

### RAVENS SINGLE-GAME HISTORY

Quarterback/Date/Opp.	Rate
Lamar Jackson, 11/10/19 at Cin.	158.3
Lamar Jackson, 9/8/19 at Mia	158.3
Joe Flacco, 10/12/14 at TB	149.7

JACKSON IS THE YOUNGEST QB IN NFL HISTORY TO PRODUCE A PERFECT PASSER RATING. INCREDIBLY, HE'S DONE IT TWICE.

## CONSECUTIVE PASSES, NO INTs

### RAVENS ALL-TIME HISTORY

Quarterback/Dates	Passes
Lamar Jackson, 11/25/18-9/29/19	248
Lamar Jackson, 10/6/19-12/8/19	181
Joe Flacco, 9/25/16-10/23/16	176

## JACKSON'S TOP 2019 AWARDS

- ✗ NFL MVP (Associated Press & PFWA)
- ✗ Offensive Player of the Year (PFWA)
- ✗ First-Team All-Pro (Associated Press & PFWA)
- ✗ All-NFL Team (PFWA)
- ✗ AFC Offensive Player of the Year (NFL 101 Awards)
- ✗ Bert Bell Pro Player of the Year (Maxwell FB Club)
- ✗ FedEx Air Player of the Year
- ✗ Pro Bowler and Pro Bowl Offensive MVP
- ✗ AFC Offensive Player of the Month (November)
- ✗ Five-Time AFC Offensive Player of the Week
- ✗ Three-Time FedEx Air Player of the Week
- ✗ One-Time FedEx Ground Player of the Week

## PASSING TOUCHDOWNS

### RAVENS SINGLE-SEASON HISTORY

Rk.	Quarterback (Year)	TDs
1.	Lamar Jackson (2019)	36
2.	Vinny Testaverde (1996)	33
3.	Joe Flacco (2014)	27
4.	Joe Flacco (2010)	25
5.	Joe Flacco (2012)	22

## PASSER RATING

### RAVENS SINGLE-SEASON HISTORY

Rk.	Quarterback (Year)	Rate
1.	Lamar Jackson (2019)	113.3
2.	Joe Flacco (2010)	93.6
3.	Joe Flacco (2014)	91.0
4.	Joe Flacco (2009)	88.9
5.	Vinny Testaverde (1996)	88.7

## TD PASS PERCENTAGE

### RAVENS SINGLE-SEASON HISTORY

Rk.	Quarterback (Year)	TD%
1.	Lamar Jackson (2019)	9.0
2.	Vinny Testaverde (1996)	6.0
3.	Tony Banks (1999)	5.3
	Trent Dilfer (2000)	5.3
5.	Joe Flacco (2010)	5.1

## MOST REG. SEASON WINS BY A STARTING QB (SINCE WEEK 11 OF 2018 / JACKSON'S FIRST NFL START)

Rk.	Quarterback	Record
1.	Lamar Jackson (Bal.)	23-4
2.	Russell Wilson (Sea.)	22-6
3.	Tom Brady (NE/TB)	19-7
	Aaron Rodgers (GB)	19-8

# LAMAR JACKSON NOTES

## 100-YARD RUSHING GAMES (Quarterbacks / Single-Season NFL History)

1. Lamar Jackson (2019)	5
2. Russell Wilson (2014)	3
Michael Vick (2006)	3
Michael Vick (2004)	3

## CAREER 100-YARD RUSHING GAMES (Quarterbacks / NFL History)

1. Michael Vick	10
2. Lamar Jackson	6
3. Russell Wilson	4
4. R. Cunningham, B. Douglass	3
D. McNabb, C. Newton & T. Rote	3

## MOST CAREER GAMES w/ 5 TD PASSES & 85+ YARDS RUSHING YARDS (NFL History)

1. Lamar Jackson	2
2. Cam Newton	1

**Note:** Newton's "5/85" game came during his 2015 NFL MVP campaign.

## MOST GAMES w/ 5 TD PASSES (NFL Single-Season History)

1. Peyton Manning (2004)*	4
2. Lamar Jackson (2019)*	3
Cam Newton (2015)*	3
Drew Brees (2011)	3
Tom Brady (2007)*	3
Daunte Culpepper (2004)	3

\* Won NFL MVP

## MOST GAMES w/ 4+ TD PASSES (2019 Season)

1. Lamar Jackson (Bal.)	4
2. Jimmy Garoppolo (SF)	3
Daniel Jones (NYG)	3
Jameis Winston (TB)	3

## MOST GAMES w/ 3+ TD PASSES (2019 Season)

1. Lamar Jackson (Bal.)	8
2. Drew Brees (NO)	7
3. Dak Prescott (Dal.)	6
4. Patrick Mahomes (KC)	5
Matthew Stafford (Det.)	5
Deshaun Watson (Hou.)	5
Jameis Winston (TB)	5

## TOTAL TOUCHDOWNS / 2019

1. Lamar Jackson (Bal.)	43
2. Russell Wilson (Sea.)	34
Jameis Winston (TB)	34

## PASSING TOUCHDOWNS / 2019

1. Lamar Jackson (Bal.)	36
2. Jameis Winston (TB)	33
3. Russell Wilson (Sea.)	31

## NFL PASSER RATING / 2019

1. Ryan Tannehill (Ten.)	117.5
2. Drew Brees (NO)	116.3
3. Lamar Jackson (Bal.)	113.3

## MOST RUSHING YARDS

### (Quarterbacks / Single-Season NFL History)

1. Lamar Jackson (2019)	1,206
2. Michael Vick (2006)	1,039
3. Bobby Douglass (1972)	968
4. Randall Cunningham (1990)	942
5. Michael Vick (2004)	902

**QB Lamar Jackson** has been spectacular in his last 13 regular season starts, dating back to 2019. Here's a quick look at his key numbers since 11/3/19.

### JACKSON'S LAST 13 REGULAR SEASON STARTS

- ✗ 34 TD passes & 3 INTs
- ✗ 7 games w/ 3-plus TD passes (including 4 of his past 8)
- ✗ 120.8 overall passer rating
- ✗ 100.0-plus passer rating 10 times
- ✗ 67.0 completion %
- ✗ 2,426 passing yards
- ✗ 868 rushing yards
- ✗ 5 rushing TDs
- ✗ 5 AFC Offensive POW honors
- ✗ 12-1 record

#### Offensive POW Note

Jackson has won six-career AFC Offensive Player of the Week awards, all since the start of 2019. (This figure includes his Week 1 honor vs. Cle. this year.) Jackson's six Offensive POW awards rank as the NFL's most since 2019. The next best are Russell Wilson (four), followed by Dak Prescott and Deshaun Watson (three each).

# MARK INGRAM II NOTES



**3X  
PRO BOWLER**

## INGRAM II'S RUSHING RANKS

Since 2014, RB Mark Ingram II's 4.76 YPC avg. ranks first among active RBs (min. 600 attempts), while his 5,768 yards are third.

## NFL RUSHING YARDS / ACTIVE LEADERS SINCE 2014

Rk.	Player	Att.	Yards	Avg.	TDs
1.	Todd Gurley	1,344	5,779	4.30	63
2.	Ezekiel Elliott	1,258	5,769	4.59	45
3.	<b>Mark Ingram II</b>	<b>1,212</b>	<b>5,768</b>	<b>4.76</b>	<b>51</b>
4.	LeSean McCoy	1,300	5,596	4.30	34
5.	Frank Gore	1,425	5,584	3.92	19

*In 2019 at KC, RB Mark Ingram II produced 3 rushing TDs for the second time (11/12/17) in his standout career. It marked the fifth 3-TD rushing performance ever by a Raven, as Ray Rice (2011), Willis McGahee (2010) and Jamal Lewis (2006 & 2003) also accomplished the feat.*

## TOUCHDOWN MACHINE

Among active RBs, Mark Ingram II's 51 rushing scores since 2014 are the league's second most (Todd Gurley – 63). Among active RBs overall, his 62 rushing TDs rank as the league's fifth most.

### RUSHING TOUCHDOWNS (Active RBs / Since 2014)

1.	Todd Gurley (Atl.)	63
2.	<b>Mark Ingram II (Bal.)</b>	<b>51</b>
3.	Ezekiel Elliott (Dal.)	45
4.	Latavius Murray (NO)	41
5.	Derrick Henry (Ten.)*	40

\*Ten. plays 10/13

### RUSHING TOUCHDOWNS (Active Running Backs)

1.	Adrian Peterson (Det.)	112
2.	Frank Gore (NYJ)	79
3.	LeSean McCoy (TB)	73
4.	Todd Gurley (Atl.)	63
5.	<b>Mark Ingram II (Bal.)</b>	<b>62</b>

## 2019 NFL RUSHING LEADERS

In 2019, QB Lamar Jackson ranked sixth in the NFL in rushing yards (1,206), while RB Mark Ingram II (1,018) was No. 14.

### MOST NFL RUSHING YARDS / 2019 SEASON

Rk.	Player	Att.	Yards	Avg.	TDs	LG
1.	Derrick Henry (Ten.)	303	1,540	5.08	16	74
2.	Nick Chubb (Cle.)	298	1,494	5.01	8	88
3.	Christian McCaffrey (Car.)	287	1,387	4.83	15	84
4.	Ezekiel Elliott (Dal.)	301	1,357	4.51	12	33
5.	Chris Carson (Sea.)	278	1,230	4.42	7	59
6.	<b>Lamar Jackson (Bal.)</b>	<b>176</b>	<b>1,206</b>	<b>6.85</b>	<b>7</b>	<b>47</b>
7.	Leonard Fournette (Jax.)	265	1,152	4.35	3	81
8.	Josh Jacobs (Oak.)	242	1,150	4.75	7	51
9.	Joe Mixon (Cin.)	278	1,137	4.09	5	41
10.	Dalvin Cook (Min.)	250	1,135	4.54	13	75
11.	Marlon Mack (Ind.)	247	1,091	4.42	8	63
12.	Aaron Jones (GB)	236	1,084	4.59	16	56
13.	Carlos Hyde (Hou.)	245	1,070	4.37	6	58
14.	<b>Mark Ingram II (Bal.)</b>	<b>202</b>	<b>1,018</b>	<b>5.04</b>	<b>10</b>	<b>53</b>

**X** Ingram II has produced at least 6 rushing TDs in six-straight seasons, marking the NFL's longest active streak. Not since Adrian Peterson (seven, from 2007-13) has an NFL player scored at least 6 rushing TDs in six-straight seasons.

**X** Ingram II tallied four 100-yard rushing games in 2019 and now has 19 overall for his career. In Week 16 at Cleveland, he surpassed the 1,000-yard rushing milestone for the third time in his career.

## 2019 NFL RUSHING TDs

Rk.	Player	TDs
1.	Derrick Henry (Ten.)	16
	Aaron Jones (GB)	16
3.	Christian McCaffrey (Car.)	15
4.	Dalvin Cook (Min.)	13
	Ezekiel Elliott (Dal.)	12
	Todd Gurley (LAR)	12
7.	<b>Mark Ingram II (Bal.)</b>	<b>10</b>

## 2019 NFL SCRIMMAGE TDs

Rk.	Player	TDs
1.	Aaron Jones (GB)	19
	Christian McCaffrey (Car.)	19
3.	Derrick Henry (Ten.)	18
4.	<b>Mark Ingram II (Bal.)</b>	<b>15</b>

## RAVENS SCRIMMAGE TDs

Rk.	Player	TDs
1.	<b>Mark Ingram II (2019)</b>	<b>15</b>
	Ray Rice (2011)	15
3.	Michael Jackson (1996)	14
	Jamal Lewis (2003)	14
	Willis McGahee (2009)	14



**MARK INGRAM II**

# MARK ANDREWS NOTES

## THE ANDREWS IMPACT

### NFL RECEIVING LEADERS / TIGHT ENDS SINCE 2019

#### RECEIVING YARDS

Rk.	Tight End	Yards
1.	Travis Kelce	1,634
2.	Darren Waller	1,440
3.	George Kittle	1,324
4.	<b>Mark Andrews</b>	<b>1,074</b>
5.	Zach Ertz	1,061
6.	Austin Hooper	940
7.	Tyler Higbee	900

#### RECEPTIONS

Rk.	Tight End	Rec.
1.	Travis Kelce	129
2.	Darren Waller	124
3.	Zach Ertz	108
	George Kittle	108
5.	Austin Hooper	92
6.	Tyler Higbee	84
7.	<b>Mark Andrews</b>	<b>82</b>

#### REC. TOUCHDOWNS

Rk.	Tight End	TDs
1.	<b>Mark Andrews</b>	<b>15</b>
2.	Jared Cook	11
3.	Darren Fells	9

#### 20+ YARD RECEPTIONS

Rk.	Tight End	20+ Rec.
1.	<b>Mark Andrews</b>	<b>20</b>
2.	Travis Kelce	19
3.	George Kittle	18

**TE Mark Andrews owns the two longest receptions by a TE in Ravens history: 74-yarder vs. Oak. (11/25/18) & 68-yarder at LAC (12/22/18).**

## ALL-TIME GREAT SEASON BY A RAVENS' TE

TE Mark Andrews' 10 TD catches in 2019 ranked No. 1 by a tight end in Ravens single-season history, while his 852 receiving yards were second.

#### MOST RAVENS RECEIVING YARDS (Single-Season / Tight Ends)

1.	Todd Heap (2005)	.855
2.	<b>Mark Andrews (2019)</b>	<b>.852</b>
3.	Todd Heap (2002)	.836

#### MOST RAVENS RECEIVING TDS (Single-Season / Tight Ends)

1.	<b>Mark Andrews (2019)</b>	<b>10</b>
2.	Todd Heap (2005)	7
	Dennis Pitta (2012)	7

## ANDREWS TOP 3 IN TD CATCHES

Only three Ravens players have ever posted at least 10 receiving TDs in a season, including TE Mark Andrews, whose 2019 Pro Bowl campaign was spectacular.

#### MOST RAVENS RECEIVING TOUCHDOWNS (Single-Season History)

Rk.	Player (Season)	Rec. TDs
1.	Michael Jackson (1996)	14
2.	Torrey Smith (2014)	11
3.	<b>Mark Andrews (2019)</b>	<b>10</b>

## ANDREWS HAS EYES FOR END ZONE

TE Mark Andrews' 15 receiving TDs since 2019 are the NFL's most. Ten of Andrews' scores have come in the red zone, tying Seattle WR Tyler Lockett for the most during that span.

#### NFL RECEIVING TOUCHDOWNS / SINCE 2019

Rk.	Player (Team)	Rec. TDs
1.	<b>Mark Andrews (Bal.)</b>	<b>15</b>
2.	Mike Evans (TB)	14
3.	Kenny Golladay (Det.)	13
4.	Four Players	12

## ANDREWS 2019 CAMPAIGN

### 2019 NFL RECEIVING LEADERS / TIGHT ENDS

#### RECEIVING YARDS

Rk.	Tight End	Yards
1.	Travis Kelce	1,229
2.	Darren Waller	1,145
3.	George Kittle	1,053
4.	Zach Ertz	916
5.	<b>Mark Andrews</b>	<b>852</b>
6.	Austin Hooper	787
7.	Tyler Higbee	734

#### RECEPTIONS

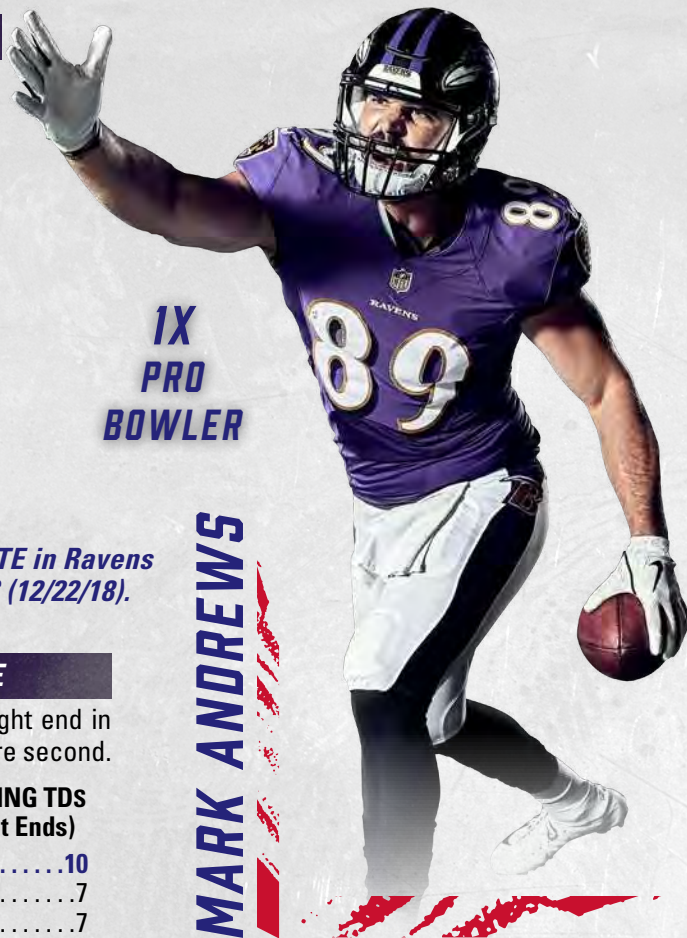
Rk.	Tight End	Rec.
1.	Travis Kelce	97
2.	Darren Waller	90
3.	Zach Ertz	88
4.	George Kittle	85
5.	Austin Hooper	75
6.	Tyler Higbee	69
7.	<b>Mark Andrews</b>	<b>64</b>

## ANDREWS MULTI-TOUCHDOWN GAMES

Andrews has tallied four multi-TD-catch games since 2019, ranking No. 1 among all NFL TEs. He has produced two of these games this season (Week 1 vs. Cle. & Week 4 at Was.).

#### MOST 2-TD CATCH GAMES / TIGHT ENDS SINCE 2019

Rk.	Player (Team)	Games
1.	<b>Mark Andrews (Bal.)</b>	<b>4</b>
2.	Jared Cook (NO)	2
	Darren Fells (Hou.)	2



# CALAIS CAMPBELL NOTES

## BEHIND ENEMY LINES

DE Calais Campbell has played in 191 games, with 173 starts. He ranks first in both categories among active NFL D-linemen.

### MOST GAMES PLAYED / ACTIVE NFL DEFENSIVE LINEMEN

Rk.	Player (Teams)	GP (GS)
1.	<b>Calais Campbell (Ari./Jax./Bal.)</b> . . . . .	<b>191 (173)</b>
2.	Ndamukong Suh (Det./Mia./LAR/TB) . . . . .	163 (163)
3.	Tyson Alualu (Jax./Pit.) . . . . .	160 (101)
4.	Geno Atkins (Cin.) . . . . .	154 (134)
5.	Carlos Dunlap (Cin.) . . . . .	153 (115)

Campbell is one of four NFL defenders to register at least 700 tackles and 85 sacks since 2000. The chart below shows how Campbell stacks up among the group.

### SINCE 2000 / NFL DEFENDERS WITH AT LEAST 700 TACKLES & 85 SACKS

Player (Teams)	Tackles (Sacks)
<b>Calais Campbell (Ari./Jax./Bal.)</b> . . . . .	<b>703 (89)</b>
Julius Peppers (Car./Chi./GB) . . . . .	719 (159.5)
Justin Smith (Cin./SF) . . . . .	884 (87)
Terrell Suggs (Bal./Ari./KC) . . . . .	886 (139)

## TACKLES FOR LOSS

Since being drafted in 2008, DE Calais Campbell's 152 tackles for loss rank second in the NFL, trailing only Houston DE J.J. Watt's 160 TFL during that span.

### MOST TACKLES FOR LOSS / ACTIVE NFL DEFENDERS

Rk.	Player (Teams)	TFL
1.	J.J. Watt (Hou.) . . . . .	160
2.	<b>Calais Campbell (Bal.)</b> . . . . .	<b>152</b>
3.	Von Miller (Den.) . . . . .	135
4.	Aaron Donald (LAR) . . . . .	123
5.	Lavonte David (TB) . . . . .	119

Campbell has posted eight multi-sack games since the start of the 2017 season, ranking sixth most in the NFL during that span.

### MOST MULTI-SACK GAMES SINCE 2017 ACTIVE NFL DEFENDERS

Rk.	Player (Team)	Games
1.	Aaron Donald (LAR) . . . . .	16
2.	Cameron Jordan (NO) . . . . .	13
3.	Chandler Jones (Ari.) . . . . .	11
4.	Ryan Kerrigan (Was.) . . . . .	10
5.	Yannick Ngakoue (Min.) . . . . .	9
6.	<b>Calais Campbell (Bal.)</b> . . . . .	<b>8</b>

## ACTIVE SACK LEADERS

### MOST SACKS / ACTIVE NFL DEFENDERS

Rk.	Player (Team)	Sacks
1.	Von Miller (Den.) . . . . .	106.0
2.	J.J. Watt (Hou.) . . . . .	98.0
3.	Chandler Jones (Ari.) . . . . .	97.0
4.	Justin Houston (Ind.) . . . . .	93.0
5.	Ryan Kerrigan (Was.) . . . . .	92.0
6.	<b>Calais Campbell (Bal.)</b> . . . . .	<b>89.0</b>

## FIVE-SACK SEASONS


### CONSECUTIVE SEASONS WITH AT LEAST 5.0 SACKS ACTIVE NFL DEFENDERS

Rk.	Player (Team)	Seasons
1.	<b>Calais Campbell (Bal.)</b> . . . . .	<b>11 (2009-19)</b>
2.	Von Miller (Den.) . . . . .	9 (2011-19)
	Ryan Kerrigan (Was.) . . . . .	9 (2011-19)

## DID YOU KNOW?

- Since 2017, DE Calais Campbell is the only defender in the NFL to register at least 200 tackles and 30 sacks.
- In Campbell's 2008 rookie campaign, his team (Ari.) reached the Super Bowl, and in 2017, he played in the AFC Championship game (Jax.).

# CALAIS CAMPBELL



**1X**  
**FIRST-TEAM**  
**ALL-PRO**

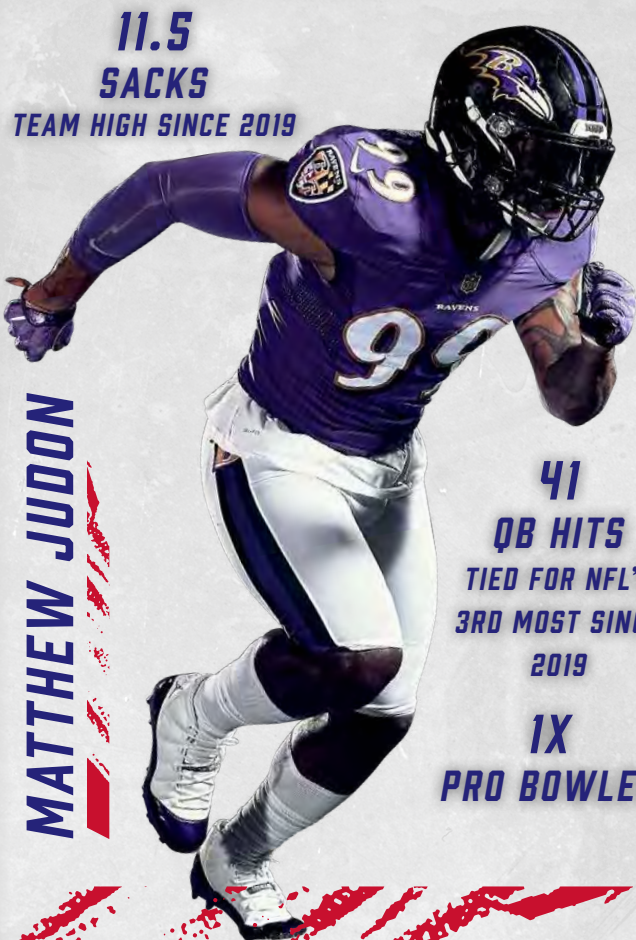
**3X**  
**SECOND-TEAM**  
**ALL-PRO**

**5X**  
**PRO BOWLER**

**2017**  
**PFWA NFL**  
**DEFENSIVE PLAYER**  
**OF THE YEAR**

**2019**  
**WALTER PAYTON**  
**MAN OF THE YEAR**

# MATTHEW JUDON & PATRICK QUEEN NOTES



**MATTHEW JUDON**

**11.5  
SACKS**

TEAM HIGH SINCE 2019

**41  
QB HITS**

TIED FOR NFL'S  
3RD MOST SINCE  
2019

**1X  
PRO BOWLER**

## ALL-AROUND DEFENDERS

OLB Matthew Judon is one of six NFL defenders to register at least 160 tackles, 70 QB hits, 40 TFL and 20 sacks since 2017.

### SINCE 2017 / NFL DEFENDERS WITH AT LEAST 160 TACKLES, 70 QB HITS, 40 TFL & 20 SACKS

Defender	Tackles	Sacks	TFL	QB Hits
Calais Campbell (Bal.)	211	32.5	45	83
Aaron Donald (LAR)	165	51.5	66	105
Chandler Jones (Ari.)	172	50.0	53	84
Cameron Jordan (NO)	191	42.0	54	77
<b>Matthew Judon (Bal.)</b>	<b>171</b>	<b>26.5</b>	<b>44</b>	<b>79</b>
T.J. Watt (Pit.)	187	39.0	44	83

*Note: The 2019 Pro Bowler Judon was one of three NFL defenders (Shaquil Barrett & T.J. Watt) to tally at least 50 tackles, 9 sacks, 30 QB hits & 4 FFs in 2019.*

## BACKFIELD DISTURBANCE

OLB Matthew Judon has 26.5 sacks since the 2017 campaign, ranking as Baltimore's most. Judon has also posted the Ravens' most QB hits (79) over the past three-plus seasons.

### RAVENS SACKS (Since 2017)

1. Matthew Judon ..... 26.5
2. Terrell Suggs..... 18
3. Za'Darius Smith ..... 12
4. Patrick Onwuasor..... 9.5

### RAVENS QB HITS (Since 2017)

1. Matthew Judon ..... 79
2. Za'Darius Smith ..... 41
3. Terrell Suggs..... 35
4. Patrick Onwuasor..... 19

## THE KING OF QUEENS


- In Week 5 vs. Cincinnati, ILB Patrick Queen posted a strip-sack and then recovered the ball. Queen became the second Ravens rookie to record a sack, FF and FR in a game, joining OLB Terrell Suggs, who accomplished the feat three times during his 2003 Defensive ROY campaign.
- In the Cincy game, Queen also had a 53-yard FR-TD, which is the fifth-longest FR in Ravens history.
- Queen became the second NFL defender since 1987 to post 9-plus tackles, at least 2 FRs, 1 sack and 1 defensive TD in a game. Former Texans ILB Demeco Ryans was the other.

## 2020 FIRST-ROUND DRAFT PICK LINEBACKERS

Entering Week 6, Ravens rookie ILB Patrick Queen is the NFL's only defender to record at least 40 tackles, 4 TFL, 2 sacks, 2 FF and 2 FR. Below are the LBs who were selected in the first round of the 2020 NFL Draft.

### NFL STATISTICS THROUGH FIVE WEEKS

Player (Pick / Team)	GP/GS	TT (Solo)	TFL	Sacks	INTs	FF	FR	TDs
<b>Patrick Queen (28th/Bal.)</b>	5-5	42 (29)	4	2.0	0	2	2	1
Kenneth Murray (23rd/LAC)	5-5	38 (20)	1	0.0	0	0	0	0
Isaiah Simmons (8th/Ari.)	5-4	5 (5)	0	0.0	0	0	0	0
K'Lavon Chaisson (20th/Jax.)	5-1	8 (4)	1	1.0	0	0	0	0
Jordyn Brooks (27th/Sea.)	3-0	1 (1)	0	0.0	0	0	0	0



**PATRICK QUEEN**



# BRANDON WILLIAMS & MARQUISE BROWN NOTES

## WILLIAMS ANCHORS RUN "D"

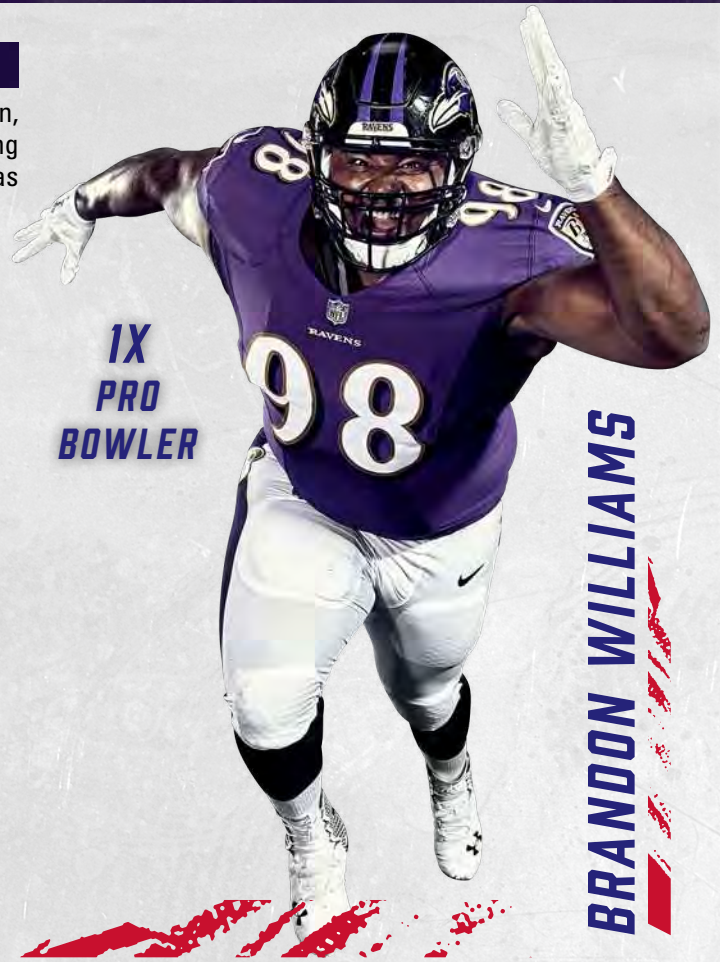
Pro Bowl DT Brandon Williams is one of the NFL's top D-linemen, helping Baltimore regularly produce a stout run defense. Dating back to '14, when he became a full-time starter, Baltimore has been especially stout vs. opposing ground games.

### NFL RUSHING YARDS ALLOWED PER GAME (Since 2014)

1. Baltimore Ravens	94.7
2. Pittsburgh Steelers	99.0
3. Seattle Seahawks	100.2
4. New York Jets	102.4
5. Denver Broncos	102.6

### NFL RUSHING AVG. YARDS PER CARRY ALLOWED (Since 2014)

1. New York Jets	3.87
2. Baltimore Ravens	3.91
Denver Broncos	3.91
4. Tampa Bay Buccaneers	3.94
5. Seattle Seahawks	4.02



\*Ten. plays 10/13

## HOLLYWOOD LIGHTS

WR Marquise Brown has found the end zone on a number of occasions since being drafted in 2019. Amongst wide receivers chosen in the 2019 NFL Draft, Brown's 8 receiving touchdowns are tied for third most in the league.

### NFL RECEIVING TOUCHDOWNS / 2019 DRAFTED WIDEOUTS

Rk.	Player (Team)	Rec. TDs
1.	D.K. Metcalf (Sea.)	12
2.	Darius Slayton (NYG)	10
3.	<b>Marquise Brown (Bal.)</b>	<b>8</b>
	A.J. Brown (Ten.)*	8
	Mecole Hardman (KC)	8
	Terry McLaurin (Was.)	8

## ROOKIE BROWN WAS A TD MACHINE

WR Marquise Brown posted 7 TD receptions in 2019, a mark that tied for third among all NFL rookies and ties for first on the Ravens' single-season rookie franchise record list.

### RECEIVING TDS (NFL Rookies / 2019)

1. A.J. Brown (Ten.)	8
Darius Slayton (NYG)	8
3. <b>Marquise Brown (Bal.)</b>	<b>7</b>
Terry McLaurin (Was.)	7
D.K. Metcalf (Sea.)	7

### RAVENS TOUCHDOWNS (Rookies / Single Season)

1. <b>Marquise Brown (2019)</b>	<b>7</b>
Marlon Brown (2013)	7
Torrey Smith (2011)	7
4. Jamal Lewis (2000)	6

# MARLON HUMPHREY NOTES

## HUMPHREY FAST FACTS

- In October of 2020, the Ravens organization inked CB Marlon Humphrey to a five-year contract extension, securing him through the 2026 season.
- Since entering the league in 2017, Humphrey is one of two NFL defenders (Saints Marshon Lattimore) to produce at least 40 PD, 8 INTs, 5 FFs and 3 FRs.
- Baltimore has never lost a game (11-0) when Humphrey records a takeaway. In these 11 matchups, Humphrey has collected 16 PD, 8 INTs and 3 FRs.

## MARLON THE MAGNET

CB Marlon Humphrey has found his hands on the football often. Since 2018, his 34 passes defended rank fourth most in the league amongst all defensive backs. In that same group, Humphrey's 6 FFs stand second most (Malcolm Jenkins - 7) during that span.

### NFL PASSES DEFENSED / DEFENSIVE BACKS / SINCE 2018

Rk.	Player (Team)	PD
1.	Stephon Gilmore (NE)	42
2.	Kyle Fuller (Chi.)	38
3.	James Bradberry (NYG)	36
4.	<b>Marlon Humphrey (Bal.)</b>	<b>34</b>
5.	Janoris Jenkins (NO)	33
	Darius Slay (Phi.)	33
7.	Joe Haden (Pit.)	31

## RAVENS DEFENDERS / SINCE 2019

### INTERCEPTIONS

1. Marcus Peters . . . . 5
2. **Marlon Humphrey . . 4**
3. J. Bynes, E. Thomas . . 2

### PASSES DEFENSED

1. **Marlon Humphrey . . 19**
2. Marcus Peters . . . 14
3. Chuck Clark . . . . . 9

### FORCED FUMBLES

1. **Marlon Humphrey . . 5**
2. Matthew Judon . . . 4
3. Chuck Clark . . . . . 3

## MARLON MAKES PLAYS

- ✗ Humphrey, the Ravens' 2017 first-round pick, produced 14 PD in 2019, tying for the NFL's eighth most by a CB. Humphrey earned first-team All-Pro honors at DB and his first Pro Bowl accolade.
- ✗ In 2019, Humphrey had 3 INTs, 14 PD, 2 FFs and 3 FRs, two of which he returned for TDs (70-yarder vs. NE & 18-yarder at Sea.).
- ✗ Humphrey's 70-yard FR-TD vs. NE in Week 9 of the 2019 season is the longest fumble recovery return in Ravens franchise history.
- ✗ On 10/6 at Pittsburgh (2019), Humphrey made a clutch forced fumble on WR JuJu Smith-Schuster and recovered the ball, helping set up K Justin Tucker's game-winning, 46-yard FG in Baltimore's 26-23 OT victory.
- ✗ Humphrey was one of three NFL defenders (Minkah Fitzpatrick & Harrison Smith) to post at least 3 INTs, 2 FFs and 2 FRs (3) in 2019.



**EVP & GM Eric DeCosta  
on CB Marlon Humphrey:**

*"Marlon is the type of player we want in Baltimore. Besides his obvious talents as a playmaking corner, he's a passionate competitor who craves winning. Marlon has been a stalwart in our community, and we are excited that he's going to remain with us for seven [more] seasons."*

**1X  
PRO BOWLER**

**1X  
FIRST-TEAM  
ALL-PRO**

**MARLON HUMPHREY**





# MARCUS PETERS NOTES

## THE JUICE MAN

CB Marcus Peters is known for always being around the football. Since entering the league in 2015, Peters 36 takeaways are an NFL high, with 29 coming by way of interceptions, also a league high during that span.

### NFL TAKEAWAYS / SINCE 2015

Rk.	Player (Team)	TAs (INTs)
1.	<b>Marcus Peters (Bal.)</b>	<b>36 (29)</b>
2.	Stephon Gilmore (NE)	21 (19)
3.	Kevin Byard (Ten.)*	19 (17)
	Lavonte David (TB)	19 (6)
	Jordan Poyer (Buf.)*	19 (13)
	Darius Slay (Phi.)	19 (17)
	Harrison Smith (Min.)	19 (14)

## PASS DEFENDER PETERS

Since being drafted in 2015, CB Marcus Peters' 81 passes defended rank second in the NFL amongst active defenders.

### PASSES DEFENSED / ACTIVE DEFENDERS / SINCE 2015

Rk.	Player (Team)	PD
1.	Darius Slay (Phi.)	85
2.	<b>Marcus Peters (Bal.)</b>	<b>81</b>
3.	Janoris Jenkins (NO)	76
4.	Malcolm Butler (Ten.)*	69
	Kyle Fuller (NO)	69
	Casey Hayward (LAC)	69

\*Ten. & Buf. play 10/13

## PICK ARTIST

Since entering the NFL in 2015, CB Marcus Peters' 6 INT-TDs rank No. 1 among all defenders, as do his 29 INTs. In 2019, Peters produced an NFL-best 3 INT-TDs, 2 of which came with Baltimore after his trade from LAR.

### NFL INTERCEPTION LEADERS (Since 2015 / Active Players)

1.	<b>Marcus Peters (Bal.)</b>	<b>29</b>
2.	Stephon Gilmore (NE)	19
3.	Kevin Byard (Ten.)*	17
	Janoris Jenkins (NO)	17
	Darius Slay (Phi.)	17

### NFL INT-TD LEADERS (Since 2015 / Active Players)

1.	<b>Marcus Peters (Bal.)</b>	<b>6</b>
2.	Deion Jones (Atl.)	4
3.	Six Players	3

## TAKEAWAY MACHINE

- A 2019 first-team All-Pro DB and Pro Bowler, Peters had 5 INTs, tying for the NFL's fourth most. (He had 3 picks with Baltimore & 2 with LAR.)
- Peters has scored 7-career defensive TDs (6 INTs & 1 FR), which stand as the NFL's most since 2015.
- Peters has posted an NFL-high 36 total takeaways (29 INTs & 7 FRs) during his career.
- Peters' 6 INT-TDs tie Hall of Famer Lem Barney for the second most by a player in his first five seasons. Only HOFer Ken Houston (9) had more.

## PETERS' PRODUCTION

36

Total Takeaways

NFL's Most  
Since 2015

29

INTs

NFL's Most  
Since 2015

81

Passes Defensed

NFL's 2nd Most  
Since 2015

818

INT Return Yards

NFL's Most  
Since 2015

6

INT Return TDs

NFL's Most  
Since 2015

7

Defensive TDs


NFL's Most  
Since 2015

2X  
FIRST-TEAM  
ALL-PRO

2X  
SECOND-TEAM  
ALL-PRO

MARCUS PETERS

3X  
PRO  
BOWLER



# JUSTIN TUCKER NOTES

## TUCKER RANKS NO. 1

K Justin Tucker, the most accurate kicker ever, owns a 90.8% success mark. In 2019, for the fourth-consecutive season, he scored exactly 141 points. The four 141-point outputs by Tucker tie for the Ravens' single-season scoring record and make him the NFL's only kicker to surpass the 140 mark in each of the past four years (2016-19).

## BEST CAREER FIELD GOAL PERCENTAGE (NFL History / Min. 100 Att.)

Rk.	Player	FGM	FGA	Pct.
1.	<b>Justin Tucker (Bal.)</b>	<b>275</b>	<b>303</b>	<b>90.8</b>
2.	Harrison Butker (KC)	104	116	89.7
3.	Josh Lambo (Jax.)	126	142	88.7
4.	Wil Lutz (NO)	128	145	88.3
5.	Chris Boswell (Pit.)	133	152	87.5

## TUCKER TIDBITS

- Since PATs were moved back to the 15-yard line in 2015, Tucker (205-of-208) has produced the NFL's second-best PAT percentage (98.6).
- Tucker's 92.7 career FG% when kicking on grass (164-of-177) ranks as the NFL's best of all time.
- Tucker's 94.4 career FG% in the second half/OT (136-of-144) ranks as the NFL's best second half/OT mark of all time.
- Tucker is a seven-time AFC Special Teams Player of the Month, ranking four more than legends S Ed Reed & K Matt Stover for the most POM awards in Ravens history. (Tucker has also earned a team-record 11 AFC ST Player of the Week honors.)
- Tucker's 6 FGs on 12/16/13 at Detroit set a team record and a single-game NFL high in 2013. He became the first NFL kicker ever to connect from the 20-, 30-, 40-, 50- & 60-yard range in a game.

**7X**  
**AFC ST PLAYER**  
**OF THE MONTH**

## TUCKER'S GAME-WINNERS

**15**

### CAREER GAME-WINNING FGs BY K JUSTIN TUCKER

- 2019: Week 13 vs. SF, 49 yds
- 2019: Week 5 at Pit., 46 yds OT
- 2018: Week 11 vs. Cin., 24 yds
- 2016: Week 3 at Jax., 53 yds
- 2016: Week 2 at Cle., 49 yds
- 2015: Week 11 vs. STL, 47 yds
- 2015: Week 8 vs. SD, 39 yds
- 2015: Week 4 at Pit., 52 yds OT
- 2014: Week 3 at Cle., 32 yds
- 2013: Week 15 at Det., 61 yds
- 2013: Week 10 vs. Cin., 46 yds OT
- 2013: Week 5 at Mia., 44 yds
- 2012: Div. at Den., 47 yds 2OT
- 2012: Week 12 at SD, 38 yds OT
- 2012: Week 3 vs. NE, 27 yds



**JUSTIN TUCKER**

**4X**  
**FIRST-TEAM**  
**ALL-PRO**

**1X**  
**SECOND-TEAM**  
**ALL-PRO**

**3X**  
**PRO BOWLER**

**275**

**Field Goals Made**  
NFL's Most  
Since 2012

**1,140**

**Points Scored**  
NFL's Most  
Since 2012

**90.8**

**Career FG Pct.**  
Best Mark  
in NFL History

**122**

**40-Plus-Yard FGs**  
NFL's Most  
Since 2012

**39**

**50-Plus-Yard FGs**  
NFL's 2nd Most  
(Matt Prater is 1st, 41)  
Since 2012

**6**

**Career Games**  
w/ Dual 50+ FGs  
Made

# JUSTIN TUCKER NOTES

## TUCK'S CHART TALK

### MOST FIELD GOALS MADE / SINCE 2012

Rk.	Player (Team)	FGM
1.	<b>Justin Tucker (Bal.)</b>	<b>275</b>
2.	Stephen Gostkowski (Ten.)*	242
3.	Stephen Hauschka (FA)	223
4.	Matt Prater (Det.)	216
5.	Adam Vinatieri (FA)	212

### MOST NFL POINTS / SINCE 2012

Rk.	Player (Team)	Points
1.	<b>Justin Tucker (Bal.)</b>	<b>1,140</b>
2.	Stephen Gostkowski (Ten.)*	1,095
3.	Matt Prater (Det.)	981
4.	Mason Crosby (GB)	966
5.	Stephen Hauschka (FA)	955

### CONSECUTIVE FIELD GOALS MADE (All-Time NFL Streaks)

Rk.	Kicker (Years)	FGs Made
1.	Adam Vinatieri (2015-16)	44
2.	Mike Vanderjagt (2002-04)	42
3.	Gary Anderson (1997-98)	40
4.	Matt Stover (2005-06)	36
5.	<b>Justin Tucker (2015-16)</b> Adam Vinatieri (2013-14)	<b>35</b> 35

### BEST NFL FIELD GOAL PERCENTAGE (2019 Season)

Rk.	Player (Team)	FGM-FGA	Pct.
1.	Josh Lambo (Jax.)	33-34	97.1
2.	<b>Justin Tucker (Bal.)</b>	<b>28-29</b>	<b>96.6</b>
3.	Chris Boswell (Pit.)	29-31	93.5
4.	Dan Bailey (Min.)	27-29	93.1
5.	Mason Crosby (GB)	22-24	91.7
6.	Harrison Butker (KC)	34-38	89.5

### BEST FIELD GOAL PERCENTAGE / ROOKIES (NFL History)

Rk.	Player (Year)	FGM-FGA	Pct.
1.	Michael Badgley (2018)	15-16	93.8
2.	Blair Walsh (2012)	35-38	92.1
3.	<b>Justin Tucker (2012)</b>	<b>30-33</b>	<b>90.9</b>
4.	Harrison Butker (2017)	38-42	90.5
5.	Jason Sanders (2018)	18-20	90.0
6.	Two Players	n/a	88.9

### BEST FIELD GOAL PERCENTAGE (Ravens Single-Season History)

Rk.	Player (Year)	FGM-FGA	Pct.
1.	<b>Justin Tucker (2016)</b>	<b>38-39</b>	<b>97.4</b>
2.	<b>Justin Tucker (2019)</b>	<b>28-29</b>	<b>96.6</b>
3.	Matt Stover (2006)	28-30	93.3
4.	<b>Justin Tucker (2013)</b>	<b>38-41</b>	<b>92.7</b>
5.	<b>Justin Tucker (2017)</b>	<b>34-37</b>	<b>91.9</b>

(min. 16 att.)

\*Ten. plays Tues. (10/13)

## 2016: PERHAPS THE BEST SEASON EVER

- In 2016, All-Pro K Justin Tucker connected on 38-of-39 FGAs (lone miss was a block), posting the fifth-best pct. (97.4) in NFL single-season history. In addition to making 35-straight FGs at one point (tied for fifth-best streak ever), here are facts about his remarkable season, arguably the best ever by a kicker:
- Tucker's 38 FGs made ranked No. 1 in the NFL. He was also 27-of-27 on PATs. An NFL single-season record 24 of Tucker's 38 FGs made in 2016 came from 40 yards or beyond.
- Tucker's 10 FGs of 50-plus yards are a Ravens' single-season record. They tie (Blair Walsh, 2012) for the most in NFL history. (Tucker was a perfect 10-for-10 from 50 yards and out during the 2016 season.)
- Tucker's 141 points ranked second in the league only behind Atlanta's Matt Bryant (158).
- In Week 12 of 2016 vs. Cincy, Tucker became just the ninth kicker in league history to make 3 FGs of 50-plus yards in a single game (52, 57 & 54). He is also the first kicker in NFL history to make 3 FGs of 50-plus yards in the first half of a game. (These feats earned him AFC ST POW honors.)

### BEST FG PERCENTAGE / NFL SINGLE-SEASON HISTORY

Rk.	Player (Team)	FGM	FGA	Pct.
1.	Gary Anderson (1998)	35	35	100.0
	Mike Vanderjagt (2003)	37	37	100.0
	Jeff Wilkins (2000)	17	17	100.0
	Tony Zendejas (1991)	17	17	100.0
5.	<b>Justin Tucker (2016)</b>	<b>38</b>	<b>39</b>	<b>97.4</b>

## MOST PLAYER OF THE MONTH AWARDS (All NFL Players / Since Award Inception)

Rk.	Player	No.
1.	Tom Brady	10
2.	Peyton Manning	8
	Aaron Rodgers	8
4.	<b>Justin Tucker</b>	<b>7</b>
5.	Brett Favre	6
	Barry Sanders	6
	Bruce Smith	6
	J.J. Watt	6
	Steve Young	6



## SIX SEASONS WITH 30 FGs

In 2018, K Justin Tucker became the first kicker in NFL history to produce six seasons with 30-or-more FGs made. He made 35 FGs in 2018. In 2019, he fell just short of 30 with 28 FGs made.

### MOST SEASONS WITH 30-PLUS FGs MADE / NFL HISTORY

Rk.	Kicker	Seasons
1.	<b>Justin Tucker (Bal.)</b>	<b>6</b>
2.	David Akers (Phi. & SF)	5
	John Carney (SD, NO & NYG)	5
	Stephen Gostkowski (NE)	5

**1,000 Points:** In 2019's Week 6 23-17 victory over Cincinnati, K Justin Tucker became the fastest kicker in league history to reach the 1,000-point milestone, doing so in 118 games. (Stephen Gostkowski held the previous record at 119 games.)

# SAM KOCH NOTES

## SAM IN THE 20

P Sam Koch is the Ravens' all-time leader in punts inside the 20 (412). In 2017, he posted a franchise-record 40 boots inside the 20, which ranked as the NFL's most.

### PUNTS INSIDE THE 20 (Ravens All-Time History)

Rk.	Player	In 20
1.	Sam Koch	412
2.	Kyle Richardson	128
3.	Dave Zastudil	89

### PUNTS INSIDE THE 20 (Ravens Single Seasons)

Rk.	Player (Year)	In 20
1.	Sam Koch (2017)*	40
2.	Sam Koch (2010)	39
	Kyle Richardson (1999)	39

\* In 2017, Koch's 40 punts in the 20 ranked No. 1 in the NFL.

## KOCH DOMINATED IN 2017

No punter in 2017 was more dominant at pinning opponents deep in their own territory than P Sam Koch.

### PUNTS INSIDE 20

1.	Sam Koch	40
2.	Chris Jones	34
3.	Two Players	33

### PUNTS INSIDE 10

1.	Sam Koch	16
2.	Marquette King	14
3.	Three Players	13

### PUNTS INSIDE 5

1.	Andy Lee	6
2.	Sam Koch	5
	Three Others	5

## RAVENS IRONMAN

### RAVENS CONSECUTIVE GAMES PLAYED / ALL-TIME STREAKS

Rk.	Player	Games	Years
1.	Sam Koch	229	2006-present
2.	Jarret Johnson	129	2003-11
3.	Joe Flacco	122	2008-15

### BALTIMORE RAVENS MOST ALL-TIME GAMES PLAYED

Rk.	Player	Games	Years
1.	Sam Koch	229	2006-present
	Terrell Suggs	229	2003-2018
3.	Ray Lewis	228	1996-2012
4.	Matt Stover	207	1996-2008
5.	Jonathan Ogden	177	1996-2007
	Marshal Yanda	177	2007-2019

## KOCH'S PERFECT ARM

In Week 4 of 2020 at Washington, P Sam Koch completed a 15-yard pass to WR Miles Boykin on a fourth-and-9 fake punt. Of players with at least 5 career passes, Koch holds the NFL record with a 100% completion rate, going 7-of-7 for 82 yards and a 105.6 rating.

### ESPN's Kevin Seifert on Koch's arsenal of punts:

*"Some are designed to hook toward the sideline with maximum hang time. Others use an intentionally low trajectory to aid coverage teams. He has a knuckler and one kick that drops, from the returner's perspective, roughly in the shape of the letter 'S.' He's debuted a 'boomerang' punt that does just what you would imagine it might. Most, but not all, of these punts are intended to discourage a clean catch and minimize the return. ... Sam Koch and the Ravens have introduced a new way to punt."*

## RAVENS ALL-TIME LEADER

P Sam Koch owns a 45.4 career gross average and 39.6 career net, both marks that rank first in Ravens history. In 2014, he posted a career-high and team-record 47.4-yard gross (matched again in 2018) and 43.3-yard net average.

### CAREER GROSS AVG. (Ravens History)

Rk.	Player	Avg.
1.	Sam Koch	45.4
2.	Greg Montgomery	43.2
3.	Dave Zastudil	41.6

### CAREER NET AVG. (Ravens History)

Rk.	Player	Avg.
1.	Sam Koch	39.6
2.	Greg Montgomery	37.2
3.	Kyle Richardson	35.4

## PINNING 'EM DEEP

Dating back to 2006, when he entered the NFL, P Sam Koch's 412 punts inside the 20 rank second in the NFL.

### NFL PUNTS INSIDE THE 20 / SINCE 2006

Rk.	Player	In 20
1.	Dustin Colquitt (Pit.)	440
2.	Sam Koch (Bal.)	412
3.	Andy Lee (Ari.)	391

1X  
PRO BOWLER

1X  
SECOND-TEAM  
ALL-PRO

SAM KOCH



# ALPHABETICAL ROSTER

NO.	NAME	POS.	HT.	WT.	AGE	EXP.	COLLEGE	HOMETOWN	HOW ACQ.
89	Andrews, Mark	TE	6-5	256	25	3	Oklahoma	Scottsdale, AZ	D3b '18
23	Averett, Anthony	CB	5-11	184	25	3	Alabama	Woodbury, NJ	D4a '18
49	Board, Chris	ILB	6-2	237	25	3	North Dakota State	Orlando, FL	FA '18
54	Bowser, Tyus	OLB	6-3	242	25	4	Houston	Tyler, TX	D2 '17
80	Boykin, Miles	WR	6-4	220	24	2	Notre Dame	New Lenox, IL	D3b '19
86	Boyle, Nick	TE	6-4	270	27	6	Delaware	Sussex, NJ	D5a '15
77	Bozeman, Bradley	G/C	6-5	325	25	3	Alabama	Roanoke, AL	D6c '18
67	Bredeson, Ben	G	6-5	315	22	R	Michigan	Hartland, WI	D4 '20
15	Brown, Marquise	WR	5-9	180	23	2	Oklahoma	Hollywood, FL	D1 '19
78	Brown Jr., Orlando	T	6-8	355	24	3	Oklahoma	Baltimore, MD	D3a '18
93	Campbell, Calais	DE	6-8	300	34	13	Miami (Fla.)	Denver, CO	TR (Jax.) '20
36	Clark, Chuck	S	6-0	205	25	4	Virginia Tech	Suffolk, VA	D6 '17
63	Colon-Castillo, Trystan	C	6-3	313	22	R	Missouri	Webb City, MO	FA '20
46	Cox, Morgan	LS	6-4	235	34	11	Tennessee	Collierville, TN	FA '10
27	Dobbins, J.K.	RB	5-10	212	21	R	Ohio State	La Grange, TX	D2 '20
31	Dorsey, Khalil	CB	5-9	181	22	R	Northern Arizona	Ontario, CA	FA '20
13	Duvernay, Devin	WR	5-11	200	23	R	Texas	Sachse, TX	D3b '20
35	Edwards, Gus	RB	6-1	238	25	3	Rutgers	Staten Island, NY	FA '18
32	Elliott, DeShon	S	6-1	210	23	3	Texas	Dallas, TX	D6a '18
71	Ellis, Justin	DT	6-2	350	29	7	Louisiana Tech	Neville, LA	FA '19
45	Ferguson, Jaylon	OLB	6-5	270	24	2	Louisiana Tech	St. Francisville, LA	D3a '19
70	Fluker, D.J.	G	6-5	342	29	8	Alabama	New Orleans, LA	FA '20
58	Fort, L.J.	ILB	6-0	232	30	6	Northern Iowa	Waynesville, MO	FA '19
3	Griffin III, Robert	QB	6-2	213	30	8	Baylor	Copperas Cove, TX	FA '18
40	Harrison, Malik	ILB	6-3	247	22	R	Ohio State	Columbus, OH	D3c '20
43	Hill, Justice	RB	5-10	200	22	2	Oklahoma State	Tulsa, OK	D4a '19
44	Humphrey, Marlon	CB	6-0	197	24	4	Alabama	Hoover, AL	D1 '17
21	Ingram II, Mark	RB	5-9	210	30	10	Alabama	Flint, MI	UFA (NO) '19
8	Jackson, Lamar	QB	6-2	212	23	3	Louisville	Pompano Beach, FL	D1b '18
99	Judon, Matthew	OLB	6-3	261	28	5	Grand Valley State	West Bloomfield, MI	D5 '16
4	Koch, Sam	P	6-1	222	38	15	Nebraska	Seward, NE	D6a '06
41	Levine Sr., Anthony	DB/LB	5-11	207	33	9	Tennessee State	Abbeville, LA	FA '12
92	Madubuike, Justin	DT	6-3	300	22	R	Texas A&M	McKinney, TX	D3a '20
90	McPhee, Pernell	OLB	6-3	269	31	10	Mississippi State	Pahokee, FL	UFA '20
7	McSorley, Trace	QB	6-0	202	25	2	Penn State	Ashburn, VA	D6 '19
65	Mekari, Patrick	G/C	6-4	308	23	2	Cal-Berkeley	Westlake Village, CA	FA '19
10	Moore, Chris	WR/RS	6-1	200	27	5	Cincinnati	Tampa, FL	D4b '16
24	Peters, Marcus	CB	6-0	197	27	6	Washington	Oakland, CA	TR (LAR) '19
74	Phillips, Tyre	G/T	6-5	330	23	R	Mississippi State	Grenada, MS	D3d '20
72	Powers, Ben	G	6-4	310	23	2	Oklahoma	Wichita, KS	D4b '19
11	Proche II, James	WR	5-11	201	24	R	Southern Methodist	Dallas, TX	D6 '20
48	Queen, Patrick	ILB	6-0	232	21	R	Louisiana State	Ventress, LA	D1 '20
42	Ricard, Patrick	FB/DL	6-3	303	26	4	Maine	Spencer, MA	FA '17
28	Richards, Jordan	S	5-11	215	27	6	Stanford	Folsom, CA	FA '19
68	Skura, Matt	C/G	6-3	313	27	4	Duke	Columbus, OH	FA '16
22	Smith, Jimmy	CB	6-2	210	32	10	Colorado	Colton, CA	D1 '11
83	Snead IV, Willie	WR/RS	5-11	200	27	6	Ball State	Muskegon, MI	RSFA NO '18
79	Stanley, Ronnie	T	6-6	315	26	5	Notre Dame	Las Vegas, NV	D1 '16
9	Tucker, Justin	K	6-1	183	30	9	Texas	Austin, TX	FA '12
53	Ward, Jihad	DE	6-5	287	26	5	Illinois	Philadelphia, PA	FA '19
96	Washington, Broderick	DT	6-2	305	23	R	Texas Tech	Longview, TX	D5 '20
98	Williams, Brandon	DT	6-1	336	31	8	Missouri Southern St.	Kirkwood, MO	D3 '13
95	Wolfe, Derek	DE	6-5	285	30	9	Cincinnati	East Liverpool, OH	UFA (Den.) '20

## Practice Squad (16)

51	Adeoye, Aaron	OLB	6-6	250	27	1	Southeast Missouri State	Marion, IL	FA '19
38	Bonds, Terrell	CB	5-8	182	24	1	Tennessee State	Miami, FL	FA '19
69	Crawford, Aaron	DT	6-1	315	22	R	North Carolina	Ashburn, VA	FA '20
82	Culkin, Sean	TE	6-5	255	27	3	Missouri	Indian Rocks Beach, FL	FA '20
33	Gilchrist, Marcus	S	5-10	200	31	9	Clemson	High Point, NC	FA '20
30	Hairston, Nate	CB	6-0	185	26	4	Temple	Frederick, MD	FA '20
66	Holden, Will	G	6-7	312	27	3	Vanderbilt	Green Cove Springs, FL	FA '19
2	Huntley, Tyler	QB	6-1	196	22	R	Utah	Hallandale Beach, FL	FA '20
81	Moore, Jaylon	WR	5-11	191	23	R	Tennessee-Martin	Memphis, TN	FA '20
60	Moore, Nick	LS	6-2	248	27	1	Georgia	Snellville, GA	FA '20
97	Rivers, Chauncey	OLB	6-2	262	23	R	Mississippi State	Atlanta, GA	FA '20
26	Stone, Geno	S	5-11	207	21	R	Iowa	New Castle, PA	D7 '20
39	Warrior, Nigel	S	6-1	197	22	R	Tennessee	College Park, GA	FA '20
57	Welch, Kristian	ILB	6-3	240	22	R	Iowa	Iola, WI	FA '20
34	Williams, Ty'Son	RB	6-0	220	24	R	BYU	Sumter, SC	FA '20
87	Wolf, Eli	TE	6-4	238	23	R	Georgia	Minster, OH	FA '20

## Reserve/NFIN (1)

88	Breeland, Jake	TE	6-6	252	24	R	Oregon	Rancho Santa Margarita, CA	FA '20
----	----------------	----	-----	-----	----	---	--------	----------------------------	--------

## Injured Reserve (5)

50	Alaka, Otaru	ILB	6-3	239	24	2	Texas A&M	Houston, TX	FA '19
37	Marshall, Iman	CB	6-1	210	23	2	Southern California	Long Beach, CA	D4c '19
84	Wesley, Antoine	WR	6-4	206	22	1	Texas Tech	Las Vegas, NV	FA '19
18	White, DeAndrew	WR	6-0	195	28	2	Alabama	Houston, TX	FA '20
25	Young, Tavon	CB	5-9	185	26	5	Temple	Oxon Hill, MD	D4a '16

## Practice Squad/Injured Reserve (1)

85	Grimble, Xavier	TE	6-4	261	28	5	Southern California	Las Vegas, NV	FA '20
----	-----------------	----	-----	-----	----	---	---------------------	---------------	--------



# NUMERICAL ROSTER

NO.	NAME	POS.	HT.	WT.	AGE	EXP.	COLLEGE	HOMETOWN	HOW ACQ.
3	Griffin III, Robert	QB	6-2	213	30	8	Baylor	Copperas Cove, TX	FA '18
4	Koch, Sam	P	6-1	222	38	15	Nebraska	Seward, NE	D6a '06
7	McSorley, Trace	QB	6-0	202	25	2	Penn State	Ashburn, VA	D6 '19
8	Jackson, Lamar	QB	6-2	212	23	3	Louisville	Pompano Beach, FL	D1b '18
9	Tucker, Justin	K	6-1	183	30	9	Texas	Austin, TX	FA '12
10	Moore, Chris	WR/RS	6-1	200	27	5	Cincinnati	Tampa, FL	D4b '16
11	Proche II, James	WR	5-11	201	24	R	Southern Methodist	Dallas, TX	D6 '20
13	Duvernay, Devin	WR	5-11	200	23	R	Texas	Sachse, TX	D3b '20
15	Brown, Marquise	WR	5-9	180	23	2	Oklahoma	Hollywood, FL	D1 '19
21	Ingram II, Mark	RB	5-9	210	30	10	Alabama	Flint, MI	UFA (NO) '19
22	Smith, Jimmy	CB	6-2	210	32	10	Colorado	Colton, CA	D1 '11
23	Averett, Anthony	CB	5-11	184	25	3	Alabama	Woodbury, NJ	D4a '18
24	Peters, Marcus	CB	6-0	197	27	6	Washington	Oakland, CA	TR (LAR) '19
27	Dobbins, J.K.	RB	5-10	212	21	R	Ohio State	La Grange, TX	D2 '20
28	Richards, Jordan	S	5-11	215	27	6	Stanford	Folsom, CA	FA '19
31	Dorsey, Khalil	CB	5-9	181	22	R	Northern Arizona	Ontario, CA	FA '20
32	Elliott, DeShon	S	6-1	210	23	3	Texas	Dallas, TX	D6a '18
35	Edwards, Gus	RB	6-1	238	25	3	Rutgers	Staten Island, NY	FA '18
36	Clark, Chuck	S	6-0	205	25	4	Virginia Tech	Suffolk, VA	D6 '17
40	Harrison, Malik	ILB	6-3	247	22	R	Ohio State	Columbus, OH	D3c '20
41	Levine Sr., Anthony	DB/LB	5-11	207	33	9	Tennessee State	Abbeville, LA	FA '12
42	Ricard, Patrick	FB/DL	6-3	303	26	4	Maine	Spencer, MA	FA '17
43	Hill, Justice	RB	5-10	200	22	2	Oklahoma State	Tulsa, OK	D4a '19
44	Humphrey, Marlon	CB	6-0	197	24	4	Alabama	Hoover, AL	D1 '17
45	Ferguson, Jaylon	OLB	6-5	270	24	2	Louisiana Tech	St. Francisville, LA	D3a '19
46	Cox, Morgan	LS	6-4	235	34	11	Tennessee	Collierville, TN	FA '10
48	Queen, Patrick	ILB	6-0	232	21	R	Louisiana State	Ventress, LA	D1 '20
49	Board, Chris	ILB	6-2	237	25	3	North Dakota State	Orlando, FL	FA '18
53	Ward, Jihad	DE	6-5	287	26	5	Illinois	Philadelphia, PA	FA '19
54	Bowser, Tyus	OLB	6-3	242	25	4	Houston	Tyler, TX	D2 '17
58	Fort, L.J.	ILB	6-0	232	30	6	Northern Iowa	Waynesville, MO	FA '19
63	Colon-Castillo, Trystan	C	6-3	313	22	R	Missouri	Webb City, MO	FA '20
65	Mekari, Patrick	G/C	6-4	308	23	2	Cal-Berkeley	Westlake Village, CA	FA '19
67	Bredeson, Ben	G	6-5	315	22	R	Michigan	Hartland, WI	D4 '20
68	Skura, Matt	C/G	6-3	313	27	4	Duke	Columbus, OH	FA '16
70	Fluker, D.J.	G	6-5	342	29	8	Alabama	New Orleans, LA	FA '20
71	Ellis, Justin	DT	6-2	350	29	7	Louisiana Tech	Neville, LA	FA '19
72	Powers, Ben	G	6-4	310	23	2	Oklahoma	Wichita, KS	D4b '19
74	Phillips, Tyre	G/T	6-5	330	23	R	Mississippi State	Grenada, MS	D3d '20
77	Bozeman, Bradley	G/C	6-5	325	25	3	Alabama	Roanoke, AL	D6c '18
78	Brown Jr., Orlando	T	6-8	355	24	3	Oklahoma	Baltimore, MD	D3a '18
79	Stanley, Ronnie	T	6-6	315	26	5	Notre Dame	Las Vegas, NV	D1 '16
80	Boykin, Miles	WR	6-4	220	24	2	Notre Dame	New Lenox, IL	D3b '19
83	Snead IV, Willie	WR/RS	5-11	200	27	6	Ball State	Muskegon, MI	RSFA NO '18
86	Boyle, Nick	TE	6-4	270	27	6	Delaware	Sussex, NJ	D5a '15
89	Andrews, Mark	TE	6-5	256	25	3	Oklahoma	Scottsdale, AZ	D3b '18
90	McPhee, Pernell	OLB	6-3	269	31	10	Mississippi State	Pahokee, FL	UFA '20
92	Madubuike, Justin	DT	6-3	300	22	R	Texas A&M	McKinney, TX	D3a '20
93	Campbell, Calais	DE	6-8	300	34	13	Miami (Fla.)	Denver, CO	TR (Jax.) '20
95	Wolfe, Derek	DE	6-5	285	30	9	Cincinnati	East Liverpool, OH	UFA (Den.) '20
96	Washington, Broderick	DT	6-2	305	23	R	Texas Tech	Longview, TX	D5 '20
98	Williams, Brandon	DT	6-1	336	31	8	Missouri Southern St.	Kirkwood, MO	D3 '13
99	Judon, Matthew	OLB	6-3	261	28	5	Grand Valley State	West Bloomfield, MI	D5 '16

## Practice Squad (16)

2	Huntley, Tyler	QB	6-1	196	22	R	Utah	Hallandale Beach, FL	FA '20
26	Stone, Geno	S	5-11	207	21	R	Iowa	New Castle, PA	D7 '20
30	Hairston, Nate	CB	6-0	185	26	4	Temple	Frederick, MD	FA '20
33	Gilchrist, Marcus	S	5-10	200	31	9	Clemson	High Point, NC	FA '20
34	Williams, Ty'Son	RB	6-0	220	24	R	BYU	Sumter, SC	FA '20
38	Bonds, Terrell	CB	5-8	182	24	1	Tennessee State	Miami, FL	FA '19
39	Warrior, Nigel	S	6-1	197	22	R	Tennessee	College Park, GA	FA '20
51	Adeoye, Aaron	OLB	6-6	250	27	1	Southeast Missouri State	Marion, IL	FA '19
57	Welch, Kristian	ILB	6-3	240	22	R	Iowa	Iola, WI	FA '20
60	Moore, Nick	LS	6-2	248	27	1	Georgia	Snellville, GA	FA '20
66	Holden, Will	G	6-7	312	27	3	Vanderbilt	Green Cove Springs, FL	FA '19
69	Crawford, Aaron	DT	6-1	315	22	R	North Carolina	Ashburn, VA	FA '20
81	Moore, Jaylon	WR	5-11	191	23	R	Tennessee-Martin	Memphis, TN	FA '20
82	Culkin, Sean	TE	6-5	255	27	3	Missouri	Indian Rocks Beach, FL	FA '20
87	Wolf, Eli	TE	6-4	238	23	R	Georgia	Minster, OH	FA '20
97	Rivers, Chauncey	OLB	6-2	262	23	R	Mississippi State	Atlanta, GA	FA '20

## Reserve/NFIN (1)

88	Breeland, Jake	TE	6-6	252	24	R	Oregon	Rancho Santa Margarita, CA	FA '20
----	----------------	----	-----	-----	----	---	--------	----------------------------	--------

## Injured Reserve (5)

18	White, DeAndrew	WR	6-0	195	28	2	Alabama	Houston, TX	FA '20
25	Young, Tavon	CB	5-9	185	26	5	Temple	Oxon Hill, MD	D4a '16
37	Marshall, Iman	CB	6-1	210	23	2	Southern California	Long Beach, CA	D4c '19
50	Alaka, Otaro	ILB	6-3	239	24	2	Texas A&M	Houston, TX	FA '19
84	Wesley, Antoine	WR	6-4	206	22	1	Texas Tech	Las Vegas, NV	FA '19

## Practice Squad/Injured Reserve (1)

85	Grimble, Xavier	TE	6-4	261	28	5	Southern California	Las Vegas, NV	FA '20
----	-----------------	----	-----	-----	----	---	---------------------	---------------	--------



# POSITIONAL ROSTER

## QUARTERBACKS (4)

NO.	NAME	POS.	HT.	WT.	AGE	EXP.	COLLEGE	HOMETOWN	HOW ACQ.
2	Tyler Huntley (PS)	QB	6-1	196	22	R	Utah	Hallandale Beach, FL	FA '20
21	Mark Ingram III	QB	6-2	213	30	8	Baylor	Copperas Cove, TX	FA '18
7	Trace McSorley	QB	6-0	202	25	2	Penn State	Ashburn, VA	D6 '19
8	Lamar Jackson	QB	6-2	212	23	3	Louisville	Pompano Beach, FL	D1b '18

## RUNNING BACKS (6)

NO.	NAME	POS.	HT.	WT.	AGE	EXP.	COLLEGE	HOMETOWN	HOW ACQ.
21	Mark Ingram II	RB	5-9	210	30	10	Alabama	Flint, MI	UFA (NO) '19
27	J.K. Dobbins	RB	5-10	212	21	R	Ohio State	La Grange, TX	D2 '20
34	TySon Williams (PS)	RB	6-0	220	24	R	BYU	Sumter, SC	FA '20
35	Gus Edwards	RB	6-1	238	25	3	Rutgers	Staten Island, NY	FA '18
42	Patrick Ricard	FB/DL	6-3	303	26	4	Maine	Spencer, MA	FA '17
43	Justice Hill	RB	5-10	200	22	2	Oklahoma State	Tulsa, OK	D4a '19

## WIDE RECEIVERS (9)

NO.	NAME	POS.	HT.	WT.	AGE	EXP.	COLLEGE	HOMETOWN	HOW ACQ.
10	Chris Moore	WR/RS	6-1	200	27	5	Cincinnati	Tampa, FL	D4b '16
11	James Proche II	WR	5-11	201	24	R	Southern Methodist	Dallas, TX	D6 '20
13	Devin Duvernay	WR	5-11	200	23	R	Texas	Sachse, TX	D3b '20
15	Marquise Brown	WR	5-9	180	23	2	Oklahoma	Hollywood, FL	D1 '19
18	DeAndrew White (IR)	WR	6-0	195	28	2	Alabama	Houston, TX	FA '20
80	Miles Boykin	WR	6-4	220	24	2	Notre Dame	New Lenox, IL	D3b '19
81	Jaylon Moore (PS)	WR	5-11	191	23	R	Tennessee-Martin	Memphis, TN	FA '20
83	Willie Snead IV	WR/RS	5-11	200	27	6	Ball State	Muskegon, MI	RSFA NO '18
84	Antoine Wesley (IR)	WR	6-4	206	22	1	Texas Tech	Las Vegas, NV	FA '19

## TIGHT ENDS (6)

NO.	NAME	POS.	HT.	WT.	AGE	EXP.	COLLEGE	HOMETOWN	HOW ACQ.
82	Sean Culkin (PS)	TE	6-5	255	27	3	Missouri	Indian Rocks Beach, FL	FA '20
85	Xavier Grimble (PSIR)	TE	6-4	261	28	5	Southern California	Las Vegas, NV	FA '20
86	Nick Boyle	TE	6-4	270	27	6	Delaware	Sussex, NJ	D5a '15
87	Eli Wolf (PS)	TE	6-4	238	23	R	Georgia	Minster, OH	FA '20
88	Jake Breeland (R/NFIN)	TE	6-6	252	24	R	Oregon	Rancho Santa Margarita, CA	FA '20
89	Mark Andrews	TE	6-5	256	25	3	Oklahoma	Scottsdale, AZ	D3b '18

## OFFENSIVE LINE (11)

NO.	NAME	POS.	HT.	WT.	AGE	EXP.	COLLEGE	HOMETOWN	HOW ACQ.
63	Trystan Colon-Castillo	C	6-3	313	22	R	Missouri	Webb City, MO	FA '20
65	Patrick Mekari	G/C	6-4	308	23	2	Cal-Berkeley	Westlake Village, CA	FA '19
66	Will Holden (PS)	G	6-7	312	27	3	Vanderbilt	Green Cove Springs, FL	FA '19
67	Ben Bredeson	G	6-5	315	22	R	Michigan	Hartland, WI	D4 '20
68	Matt Skura	C/G	6-3	313	27	4	Duke	Columbus, OH	FA '16
70	D.J. Fluker	G	6-5	342	29	8	Alabama	New Orleans, LA	FA '20
72	Ben Powers	G	6-4	310	23	2	Oklahoma	Wichita, KS	D4b '19
74	Tyre Phillips	G/T	6-5	330	23	R	Mississippi State	Grenada, MS	D3d '20
77	Bradley Bozeman	G/C	6-5	325	25	3	Alabama	Roanoke, AL	D6c '18
78	Orlando Brown Jr.	T	6-8	355	24	3	Oklahoma	Baltimore, MD	D3a '18
79	Ronnie Stanley	T	6-6	315	26	5	Notre Dame	Las Vegas, NV	D1 '16

## LINEBACKERS (12)

NO.	NAME	POS.	HT.	WT.	AGE	EXP.	COLLEGE	HOMETOWN	HOW ACQ.
40	Malik Harrison	ILB	6-3	247	22	R	Ohio State	Columbus, OH	D3c '20
45	Jaylon Ferguson	OLB	6-5	270	24	2	Louisiana Tech	St. Francisville, LA	D3a '19
48	Patrick Queen	ILB	6-0	232	21	R	Louisiana State	Ventress, LA	D1 '20
49	Chris Board	ILB	6-2	237	25	3	North Dakota State	Orlando, FL	FA '18
50	Otaro Alaka (IR)	ILB	6-3	239	24	2	Texas A&M	Houston, TX	FA '19
51	Aaron Adeoye (PS)	OLB	6-6	250	27	1	Southeast Missouri State	Marion, IL	FA '19
54	Tyus Bowser	OLB	6-3	242	25	4	Houston	Tyler, TX	D2 '17
57	Kristian Welch (PS)	ILB	6-3	240	22	R	Iowa	Iola, WI	FA '20
58	L.J. Fort	ILB	6-0	232	30	6	Northern Iowa	Waynesville, MO	FA '19
90	Pernell McPhee	OLB	6-3	269	31	10	Mississippi State	Pahokee, FL	UFA '20
97	Chauncey Rivers (PS)	OLB	6-2	262	23	R	Mississippi State	Atlanta, GA	FA '20
99	Matthew Judon	OLB	6-3	261	28	5	Grand Valley State	West Bloomfield, MI	D5 '16

## DEFENSIVE BACKS (16)

NO.	NAME	POS.	HT.	WT.	AGE	EXP.	COLLEGE	HOMETOWN	HOW ACQ.
22	Jimmy Smith	CB	6-2	210	32	10	Colorado	Colton, CA	D1 '11
23	Anthony Averett	CB	5-11	184	25	3	Alabama	Woodbury, NJ	D4a '18
24	Marcus Peters	CB	6-0	197	27	6	Washington	Oakland, CA	TR (LAR) '19
25	Tavon Young (IR)	CB	5-9	185	26	5	Temple	Oxon Hill, MD	D4a '16
26	Geno Stone (PS)	S	5-11	207	21	R	Iowa	New Castle, PA	D7 '20
28	Jordan Richards	S	5-11	215	27	6	Stanford	Folsom, CA	FA '19
30	Nate Hairston (PS)	CB	6-0	185	26	4	Temple	Frederick, MD	FA '20
31	Khalil Dorsey	CB	5-9	181	22	R	Northern Arizona	Ontario, CA	FA '20
32	DeShon Elliott	S	6-1	210	23	3	Texas	Dallas, TX	D6a '18
33	Marcus Gilchrist (PS)	S	5-10	200	31	9	Clemson	High Point, NC	FA '20
36	Chuck Clark	S	6-0	205	25	4	Virginia Tech	Suffolk, VA	D6 '17
37	Iman Marshall (IR)	CB	6-1	210	23	2	Southern California	Long Beach, CA	D4c '19
38	Terrell Bonds (PS)	CB	5-8	182	24	1	Tennessee State	Miami, FL	FA '19
39	Nigel Warrior (PS)	S	6-1	197	22	R	Tennessee	College Park, GA	FA '20
41	Anthony Levine Sr.	DB/LB	5-11	207	33	9	Tennessee State	Abbeville, LA	FA '12
44	Marlon Humphrey	CB	6-0	197	24	4	Alabama	Hoover, AL	D1 '17

## DEFENSIVE LINE (8)

NO.	NAME	POS.	HT.	WT.	AGE	EXP.	COLLEGE	HOMETOWN	HOW ACQ.
53	Jihad Ward	DE	6-5	287	26	5	Illinois	Philadelphia, PA	FA '19
69	Aaron Crawford (PS)	DT	6-1	315	22	R	North Carolina	Ashburn, VA	FA '20
71	Justin Ellis	DT	6-2	350	29	7	Louisiana Tech	Neville, LA	FA '19
92	Justin Madubuike	DT	6-3	300	22	R	Texas A&M	McKinney, TX	D3a '20
93	Calais Campbell	DE	6-8	300	34	13	Miami (Fla.)	Denver, CO	TR (Jax.) '20
95	Derek Wolfe	DE	6-5	285	30	9	Cincinnati	East Liverpool, OH	UFA (Den.) '20
96	Broderick Washington	DT	6-2	305	23	R	Texas Tech	Longview, TX	D5 '20
98	Brandon Williams	DT	6-1	336	31	8	Missouri Southern St.	Kirkwood, MO	D3 '13

## SPECIALISTS (4)

NO.	NAME	POS.	HT.	WT.	AGE	EXP.	COLLEGE	HOMETOWN	HOW ACQ.
4	Sam Koch	P	6-1	222	38	15	Nebraska	Seward, NE	D6a '06
9	Justin Tucker	K	6-1	183	30	9	Texas	Austin, TX	FA '12
46	Morgan Cox	LS	6-4	235	34	11	Tennessee	Collierville, TN	FA '10
60	Nick Moore (PS)	LS	6-2	248	27	1	Georgia	Snellville, GA	FA '20

# DEPTH CHART

*Compiled by Ravens PR staff on Oct. 13*

## OFFENSE

WR	83	Willie Snead IV	80	Miles Boykin	10	Chris Moore*
WR	15	Marquise Brown	<u>13</u>	<u>Devin Duvernay</u>	<u>11</u>	<u>James Proche II</u>
LT	79	Ronnie Stanley	78	Orlando Brown Jr.	70	D.J. Fluker
LG	77	Bradley Bozeman	72	Ben Powers	<u>67</u>	<u>Ben Bredeson</u>
C	68	Matt Skura	65	Patrick Mekari	<u>63</u>	<u>Trystan Colon-Castillo</u>
RG	<u>74</u>	<u>Tyre Phillips*</u>	65	Patrick Mekari	- or -	72 Ben Powers
RT	78	Orlando Brown Jr.	70	D.J. Fluker		
TE	89	Mark Andrews	- or -	86 Nick Boyle		
QB	8	Lamar Jackson	3	Robert Griffin III	7	Trace McSorley
FB	42	Patrick Ricard				
RB	21	Mark Ingram II	35	Gus Edwards	- or -	<u>27</u> <u>J.K. Dobbins</u> 43 Justice Hill

## DEFENSE

DT	93	Calais Campbell	<u>92</u>	<u>Justin Madubuike</u>	<u>96</u>	<u>Broderick Washington</u>
NT	98	Brandon Williams	71	Justin Ellis		
DE	95	Derek Wolfe	53	Jihad Ward		
RUSH	90	Pernell McPhee	45	Jaylon Ferguson		
MLB	<u>48</u>	<u>Patrick Queen</u>	49	Chris Board		
WLB	58	L.J. Fort	<u>40</u>	<u>Malik Harrison</u>		
SAM	99	Matthew Judon	54	Tyus Bowser		
LCB	44	Marlon Humphrey	23	Anthony Averett	<u>31</u>	<u>Khalil Dorsey</u>
SS	36	Chuck Clark	41	Anthony Levine Sr.		
FS	32	DeShon Elliott	28	Jordan Richards		
RCB	24	Marcus Peters	22	Jimmy Smith		

## SPECIAL TEAMS

P	4	Sam Koch				
K	9	Justin Tucker				
H	4	Sam Koch				
LS	46	Morgan Cox				
KOR	<u>13</u>	<u>Devin Duvernay</u>	10	Chris Moore*	43	Justice Hill <u>11</u> <u>James Proche II</u>
PR	<u>11</u>	<u>James Proche II</u>	83	Willie Snead IV	15	Marquise Brown

**All Rookies Underlined \*Injured**

## PRONUNCIATIONS

**PLAYERS:** Aaron Adeoye (uh-DAY-oh-yay); Otar Alaka (oh-TARE-oh); Calais Campbell (cuh-LAY-us); Khalil Dorsey (kuh-LIL); Devin Duvernay (DOO-ver-nay); Matthew Judon (JOO-don); Sam Koch (Cook); Anthony Levine Sr. (luh-VEEN); Justin Madubuike (mad-uh-BEE-kay); Patrick Mekari (muh-CARE-ee); James Proche (pro-SHAY); Matt Skura (SKUR-uh); Jihad Ward (JUH-hahd); Tavon Young (TAY-von) **COACHES:** Richard Angulo (an-GOO-low); Andy Bischoff (BISH-off); Joe D'Alessandris (dell-ah-SAN-dress); Craig Ver Steeg (ver-STEGG); T.J. Weist (WEEST)

## COACHING STAFF

John Harbaugh - Head Coach

Chris Horton - Special Teams Coordinator

Don Martindale - Defensive Coordinator

Greg Roman - Offensive Coordinator

David Culley - Asst. Head Coach/Pass Coord./WRs

Richard Angulo - Asst. Offensive Line Coach

Andy Bischoff - Asst. Tight Ends Coach

Randy Brown - Special Teams Coach

Joe Cullen - Defensive Line Coach

Joe D'Alessandris - Offensive Line Coach

Bobby Ingram - Tight Ends Coach

Chris Hewitt - Pass Defense Coordinator

Sterling Lucas - Defensive Asst./D-line

Mike Macdonald - Linebackers Coach

Jesse Minter - Defensive Backs Coach

Steve Saunders - Head Strength & Conditioning Coach

James Urban - Quarterbacks Coach

Craig Ver Steeg - Sr. Assistant/RBs

Anthony Watson - Asst. Strength & Conditioning Coach

Matt Weiss - Running Backs Coach

T.J. Weist - Asst. Special Teams Coach

Drew Wilkins - Outside Linebackers Coach



# HOW THE RAVENS ARE BUILT

YEAR	DRAFTEES (34)	FREE AGENTS (18)	ROOKIE FREE AGENT (22)	TRADES/WAIVERS (2)
2006	P Sam Koch (6a)			
2010			LS Morgan Cox (FA '10)	
2011	CB Jimmy Smith (1)			
2012		DB/LB Anthony Levine Sr. (FA '12)	K Justin Tucker (FA '12)	
2013	DT Brandon Williams (3)			
2015	TE Nick Boyle (5a)			
2016	T Ronnie Stanley (1) CB Tavon Young (4a) * WR/RS Chris Moore (4b) OLB Matthew Judon (5)		C/G Matt Skura (FA '16)	
2017	CB Marlon Humphrey (1) OLB Tyus Bowser (2) S Chuck Clark (6)		FB/DL Patrick Ricard (FA '17)	
2018	QB Lamar Jackson (1b) T Orlando Brown Jr. (3a) TE Mark Andrews (3b) CB Anthony Averett (4a) S DeShon Elliott (6a) G/C Bradley Bozeman (6c)	QB Robert Griffin III (FA '18) WR/RS Willie Snead IV (RSFA NO '18)	ILB Chris Board (FA '18) RB Gus Edwards (FA '18)	
2019	WR Marquise Brown (1) OLB Jaylon Ferguson (3a) WR Miles Boykin (3b) RB Justice Hill (4a) G Ben Powers (4b) CB Iman Marshall (4c) * QB Trace McSorley (6)	DT Justin Ellis (FA '19) ILB L.J. Fort (FA '19) G Will Holden (FA '19) ^ RB Mark Ingram II (UFA NO '19) S Jordan Richards (FA '19) DE Jihad Ward (FA '19)	OLB Aaron Adeoye (FA '19) ^ ILB Otaru Alaka (FA '19) * CB Terrell Bonds (FA '19) ^ G/C Patrick Mekari (FA '19) WR Antoine Wesley (FA '19) *	CB Marcus Peters (TR LAR '19)
2020	ILB Patrick Queen (1) RB J.K. Dobbins (2) DT Justin Madubuike (3a) WR Devin Duvernay (3b) ILB Malik Harrison (3c) G/T Tyre Phillips (3d) G Ben Bredeson (4) DT Broderick Washington (5) WR James Proche II (6) S Geno Stone (7) ^	TE Sean Culkin (FA '20) ^ G D.J. Fluker (FA '20) S Marcus Gilchrist (FA '20) ^ TE Xavier Grimble (FA '20) Σ CB Nate Hairston (FA '20) ^ OLB Pernell McPhee (UFA '20) LS Nick Moore (FA '20) ^ WR DeAndrew White (FA '20) * DE Derek Wolfe (UFA Den. '20)	TE Jake Breeland (FA '20) δ C Trystan Colon-Castillo (FA '20) DT Aaron Crawford (FA '20) ^ CB Khalil Dorsey (FA '20) QB Tyler Huntley (FA '20) ^ WR Jaylon Moore (FA '20) ^ OLB Chauncey Rivers (FA '20) ^ S Nigel Warrior (FA '20) ^ ILB Kristian Welch (FA '20) ^ RB Ty'Son Williams (FA '20) ^ TE Eli Wolf (FA '20) ^	DE Calais Campbell (TR Jax. '20)

Key: \*Injured Reserve, ^Practice Squad, RFA = Rookie Free Agent, RSFA = Restricted Free Agent, TR = Trade, UFA = Unrestricted Free Agent, δ = Reserve/NFI, Σ = Practice Squad Injured Reserve

# PARTICIPATION CHART

PLAYERS	CLE	@ HOU	KC	@ WAS	CIN	@ PHI	PIT	@ IND	@ NE	TEN	@ PIT	DAL	@ CLE	JAX	NYG	@ CIN	GP	GS	DNP	IN
Adams, Jerrell	PS	PS	PS	PS	^	-	-	-	-	-	-	-	-	-	-	-	0	0	0	0
Adeoye, Aaron	PS	PS	PS	PS	PS	-	-	-	-	-	-	-	-	-	-	-	0	0	0	0
Alaka, Otaru	P	P	P	P	P	-	-	-	-	-	-	-	-	-	-	-	5	0	0	0
Andrews, Mark	P	P	P	TE	P	-	-	-	-	-	-	-	-	-	-	-	5	1	0	0
Averett, Anthony	P	P	P	RCB	P	-	-	-	-	-	-	-	-	-	-	-	5	1	0	0
Board, Chris	P	P	P	P	P	-	-	-	-	-	-	-	-	-	-	-	5	0	0	0
Bonds, Terrell	PS	PS	P	PS	PS	-	-	-	-	-	-	-	-	-	-	-	1	0	0	0
Bowser, Tyus	P	P	P	P	P	-	-	-	-	-	-	-	-	-	-	-	5	0	0	0
Boykin, Miles	WR	WR	P	WR	P	-	-	-	-	-	-	-	-	-	-	-	5	3	0	0
Boyle, Nick	TE	TE	TE	TE	TE	-	-	-	-	-	-	-	-	-	-	-	5	5	0	0
Bozeman, Bradley	LG	LG	LG	LG	LG	-	-	-	-	-	-	-	-	-	-	-	5	5	0	0
Bredeson, Ben	N	N	N	P	P	-	-	-	-	-	-	-	-	-	-	-	2	0	0	3
Breeland, Jake	R/NFIN	R/NFIN	R/NFIN	R/NFIN	R/NFIN	-	-	-	-	-	-	-	-	-	-	-	0	0	0	0
Brown, Marquise	P	WR	WR	WR	WR	-	-	-	-	-	-	-	-	-	-	-	5	4	0	0
Brown Jr., Orlando	RT	RT	RT	RT	LT	-	-	-	-	-	-	-	-	-	-	-	5	5	0	0
Campbell, Calais	DT	DT	DT	DT	DT	-	-	-	-	-	-	-	-	-	-	-	5	5	0	0
Clark, Chuck	SS	SS	SS	SS	SS	-	-	-	-	-	-	-	-	-	-	-	5	5	0	0
Colon-Castillo, T.	PS	PS	PS	PS	N	-	-	-	-	-	-	-	-	-	-	-	0	0	0	1
Cox, Morgan	P	P	P	P	P	-	-	-	-	-	-	-	-	-	-	-	5	0	0	0
Crawford, Aaron	PS	PS	PS	PS	PS	-	-	-	-	-	-	-	-	-	-	-	0	0	0	0
Culkin, Sean	NOT	NOT	PS	PS	PS	-	-	-	-	-	-	-	-	-	-	-	0	0	0	0
Dobbins, J.K.	P	P	P	P	P	-	-	-	-	-	-	-	-	-	-	-	5	0	0	0
Dorsey, Khalil	PS	PS	P	P	P	-	-	-	-	-	-	-	-	-	-	-	3	0	0	0
Duvernay, Devin	P	P	P	P	P	-	-	-	-	-	-	-	-	-	-	-	5	0	0	0
Edwards, Gus	P	P	P	P	P	-	-	-	-	-	-	-	-	-	-	-	5	0	0	0
Elliott, DeShon	FS	FS	FS	FS	FS	-	-	-	-	-	-	-	-	-	-	-	5	5	0	0
Ellis, Justin	P	P	P	P	N	-	-	-	-	-	-	-	-	-	-	-	4	0	0	1
Ferguson, Jaylon	P	P	P	P	P	-	-	-	-	-	-	-	-	-	-	-	5	0	0	0
Fluker, D.J.	P	P	P	RT	P	-	-	-	-	-	-	-	-	-	-	-	5	1	0	0
Fort, L.J.	P	WLB	WLB	WLB	WLB	-	-	-	-	-	-	-	-	-	-	-	5	4	0	0
Gilchrist, Marcus	NOT	NOT	NOT	PS	P	-	-	-	-	-	-	-	-	-	-	-	1	0	0	0
Griffin III, Robert	P	P	X	P	P	-	-	-	-	-	-	-	-	-	-	-	4	0	1	0
Grimble, Xavier	NOT	PS	PSIR	PSIR	PSIR	-	-	-	-	-	-	-	-	-	-	-	0	0	0	0
Harrison, Malik	WLB	WLB	P	P	P	-	-	-	-	-	-	-	-	-	-	-	5	2	0	0
Hill, Justice	N	N	N	N	N	-	-	-	-	-	-	-	-	-	-	-	1	0	0	4
Holden, Will	PS	PS	PS	PS	PS	-	-	-	-	-	-	-	-	-	-	-	0	0	0	0
Humphrey, Marlon	LCB	LCB	DB	DB	DB	-	-	-	-	-	-	-	-	-	-	-	5	5	0	0
Huntley, Tyler	PS	PS	PS	PS	PS	-	-	-	-	-	-	-	-	-	-	-	0	0	0	0
Ingram II, Mark	RB	RB	RB	RB	RB	-	-	-	-	-	-	-	-	-	-	-	5	5	0	0
Jackson, Lamar	QB	QB	QB	QB	QB	-	-	-	-	-	-	-	-	-	-	-	5	5	0	0
Judon, Matthew	SAM	SAM	SAM	SAM	SAM	-	-	-	-	-	-	-	-	-	-	-	5	5	0	0
Koch, Sam	P	P	P	P	P	-	-	-	-	-	-	-	-	-	-	-	5	0	0	0
Levine Sr., Anthony	P	DB	P	P	P	-	-	-	-	-	-	-	-	-	-	-	5	1	0	0
Madubuike, Justin	N	N	N	N	P	-	-	-	-	-	-	-	-	-	-	-	1	0	0	4
Marshall, Iman	IR	IR	IR	IR	IR	-	-	-	-	-	-	-	-	-	-	-	0	0	0	0
McPhee, Pernell	RUSH	RUSH	RUSH	RUSH	RUSH	-	-	-	-	-	-	-	-	-	-	-	5	5	0	0
McSorley, Trace	N	N	N	N	N	-	-	-	-	-	-	-	-	-	-	-	0	0	0	5
Mekari, Patrick	P	P	P	P	RG	-	-	-	-	-	-	-	-	-	-	-	5	1	0	0
Moore, Chris	N	N	N	N	N	-	-	-	-	-	-	-	-	-	-	-	0	0	0	5
Moore, Jaylon	PS	PS	PS	PS	PS	-	-	-	-	-	-	-	-	-	-	-	0	0	0	0
Moore, Nick	PS	PS	PS	PS	PS	-	-	-	-	-	-	-	-	-	-	-	0	0	0	0
Peters, Marcus	RCB	RCB	LCB	LCB	LCB	-	-	-	-	-	-	-	-	-	-	-	5	5	0	0
Phillips, Tyre	RG	RG	RG	RG	N	-	-	-	-	-	-	-	-	-	-	-	4	4	0	1
Powers, Ben	P	P	P	P	P	-	-	-	-	-	-	-	-	-	-	-	5	0	0	0
Proche II, James	P	P	P	P	P	-	-	-	-	-	-	-	-	-	-	-	5	0	0	0
Queen, Patrick	MLB	MLB	MLB	MLB	MLB	-	-	-	-	-	-	-	-	-	-	-	5	5	0	0
Ricard, Patrick	FB	P	FB	P	FB	-	-	-	-	-	-	-	-	-	-	-	5	3	0	0
Richards, Jordan	P	P	P	P	P	-	-	-	-	-	-	-	-	-	-	-	5	0	0	0
Rivers, Chauncey	PS	PS	PS	PS	PS	-	-	-	-	-	-	-	-	-	-	-	0	0	0	0
Skura, Matt	C	C	C	C	C	-	-	-	-	-	-	-	-	-	-	-	5	5	0	0
Smith, Jimmy	P	P	RCB	P	RCB	-	-	-	-	-	-	-	-	-	-	-	5	2	0	0
Snead IV, Willie	WR	WR	WR	P	WR	-	-	-	-	-	-	-	-	-	-	-	5	4	0	0
Stanley, Ronnie	LT	LT	LT	N	LT	-	-	-	-	-	-	-	-	-	-	-	4	4	0	1
Stone, Geno	N	N	N	N	PS	-	-	-	-	-	-	-	-	-	-	-	0	0	0	4
Tucker, Justin	P	P	P	P	P	-	-	-	-	-	-	-	-	-	-	-	5	0	0	0
Ward, Jihad	P	P	P	P	P	-	-	-	-	-	-	-	-	-	-	-	5	0	0	0
Warrior, Nigel	PS	PS	PS	PS	PS	-	-	-	-	-	-	-	-	-	-	-	0	0	0	0
Washington, B.	P	P	N	P	N	-	-	-	-	-	-	-	-	-	-	-	3	0	0	2
Welch, Kristian	PS	PSIR	PSIR	PSIR	PS	-	-	-	-	-	-	-	-	-	-	-	0	0	0	0
Wesley, Antoine	IR	IR	IR	IR	IR	-	-	-	-	-	-	-	-	-	-	-	0	0	0	0
Williams, Brandon	NT	NT	NT	NT	NT	-	-	-	-	-	-	-	-	-	-	-	5	5	0	0
Williams, Ty'Son	PS	PS	PS	PS	PS	-	-	-	-	-	-	-	-	-	-	-	0	0	0	0
Wolfe, Derek	DE	P	P	N	P	-	-	-	-	-	-	-	-	-	-	-	4	1	0	1
Wolf, Eli	PS	PS	PS	PS	PS	-	-	-	-	-	-	-	-	-	-	-	0	0	0	0
Young, Tavon	P	P	IR	IR	IR	-	-	-	-	-	-	-	-	-	-	-	2	0	0	0

LEGEND:  
 Bold=Starters, P=Player was a substitution, N=On Inactive List, X=Did Not Play (Non-injury), PS=Practice Squad, NOT=Not on Roster, PSIR=Practice Squad/Injured Reserve, R/NFIN=Reserve/NFIN, IR=Injured Reserve, ^=With Other Team

# GAME-BY-GAME STARTERS

OFFENSE												
DATE	OPPONENT	WR	LT	LG	C	RG	RT	TE	QB	FB	RB	WR
9/13	Cleveland	W. Snead IV/ M. Boykin	R. Stanley	B. Bozeman	M. Skura	<u>T. Phillips</u>	O. Brown Jr.	N. Boyle	L. Jackson	P. Ricard	M. Ingram II	--
9/20	at Houston	M. Boykin/ W. Snead IV	R. Stanley	B. Bozeman	M. Skura	<u>T. Phillips</u>	O. Brown Jr.	N. Boyle	L. Jackson	--	M. Ingram II	M. Brown
9/28	Kansas City	W. Snead IV	R. Stanley	B. Bozeman	M. Skura	<u>T. Phillips</u>	O. Brown Jr.	N. Boyle	L. Jackson	P. Ricard	M. Ingram II	M. Brown
10/4	at Washington	M. Boykin	O. Brown Jr.	B. Bozeman	M. Skura	<u>T. Phillips</u>	D. Fluker	M. Andrews/ N. Boyle	L. Jackson	--	M. Ingram II	M. Brown
10/11	Cincinnati	W. Snead IV	R. Stanley	B. Bozeman	M. Skura	P. Mekari	O. Brown Jr.	N. Boyle	L. Jackson	P. Ricard	M. Ingram II	M. Brown
10/18	at Philadelphia	--	--	--	--	--	--	--	--	--	--	--
11/1	Pittsburgh	--	--	--	--	--	--	--	--	--	--	--
11/8	at Indianapolis	--	--	--	--	--	--	--	--	--	--	--
11/15	at New England	--	--	--	--	--	--	--	--	--	--	--
11/22	Tennessee	--	--	--	--	--	--	--	--	--	--	--
11/26	at Pittsburgh	--	--	--	--	--	--	--	--	--	--	--
12/3	Dallas	--	--	--	--	--	--	--	--	--	--	--
12/14	at Cleveland	--	--	--	--	--	--	--	--	--	--	--
12/20	Jacksonville	--	--	--	--	--	--	--	--	--	--	--
12/27	N.Y. Giants	--	--	--	--	--	--	--	--	--	--	--
1/3	at Cincinnati	--	--	--	--	--	--	--	--	--	--	--

DEFENSE													
DATE	OPPONENT	DT	NT	DE	RUSH	MLB	WLB	SAM	LCB	SS	FS	RCB	DB
9/13	Cleveland	C. Campbell	B. Williams	D. Wolfe	P. McPhee	<u>P. Queen</u>	<u>M. Harrison</u>	M. Judon	M. Humphrey	C. Clark	D. Elliott	M. Peters	--
9/20	at Houston	C. Campbell	B. Williams	--	P. McPhee	<u>P. Queen</u>	L. Fort	M. Judon	M. Humphrey	C. Clark	D. Elliott	M. Peters	A. Levine Sr.
9/28	Kansas City	C. Campbell	B. Williams	--	P. McPhee	<u>P. Queen</u>	L. Fort	M. Judon	M. Peters	C. Clark	D. Elliott	J. Smith	M. Humphrey
10/4	at Washington	C. Campbell	B. Williams	--	P. McPhee	<u>P. Queen</u>	L. Fort	M. Judon	M. Peters	C. Clark	D. Elliott	A. Averett	M. Humphrey
10/11	Cincinnati	C. Campbell	B. Williams	--	P. McPhee	<u>P. Queen</u>	L. Fort	M. Judon	M. Peters	C. Clark	D. Elliott	J. Smith	M. Humphrey
10/18	at Philadelphia	--	--	--	--	--	--	--	--	--	--	--	--
11/1	Pittsburgh	--	--	--	--	--	--	--	--	--	--	--	--
11/8	at Indianapolis	--	--	--	--	--	--	--	--	--	--	--	--
11/15	at New England	--	--	--	--	--	--	--	--	--	--	--	--
11/22	Tennessee	--	--	--	--	--	--	--	--	--	--	--	--
11/26	at Pittsburgh	--	--	--	--	--	--	--	--	--	--	--	--
12/3	Dallas	--	--	--	--	--	--	--	--	--	--	--	--
12/14	at Cleveland	--	--	--	--	--	--	--	--	--	--	--	--
12/20	Jacksonville	--	--	--	--	--	--	--	--	--	--	--	--
12/27	N.Y. Giants	--	--	--	--	--	--	--	--	--	--	--	--
1/3	at Cincinnati	--	--	--	--	--	--	--	--	--	--	--	--

Rookies underlined.



# TRANSACTIONS

DATE	POS.	PLAYER	TRANSACTION
1/6	WR	Antoine Wesley	Placed on the Practice Squad Injured list
1/6	RB	Paul Perkins	Signed to practice squad
1/8	G	Parker Ehinger	Placed on Injured Reserve
1/8	T	Andre Smith	Signed to the 53-man roster
1/12	LB	Aaron Adeoye	Re-signed to Reserve/Future contract
1/12	DB	Terrell Bonds	Re-signed to Reserve/Future contract
1/12	G	Will Holden	Re-signed to Reserve/Future contract
1/12	DE	Ufomba Kamalu	Re-signed to Reserve/Future contract
1/12	WR	Sean Modster	Re-signed to Reserve/Future contract
1/12	DE	Mike Onuoha	Re-signed to Reserve/Future contract
1/12	T	R.J. Prince	Re-signed to Reserve/Future contract
1/12	TE	Charles Scarff	Re-signed to Reserve/Future contract
1/12	WR	Antoine Wesley	Re-signed to Reserve/Future contract
2/6	T	Andre Smith	Re-signed to a one-year contract
2/10	S	Chuck Clark	Signed to a three-year contract extension
2/13	DB	Jordan Richards	Re-signed to a one-year contract
2/14	S	Tony Jefferson	Contract terminated
3/11	G	Marshal Yanda	Placed on the Reserve/Retired list
3/13	OLB	Matthew Judon	Designated the 2020 franchise tag player
3/13	WR/RS	De'Anthony Thomas	Re-signed
3/16	G/T	James Hurst	Contract terminated
3/18	TE	Hayden Hurst	Traded with a 2020 fourth-round draft choice to Atlanta in exchange for second- and fifth-round selections in the 2020 draft
3/18	P	Sam Koch	Signed to a two-year contract extension
3/19	DE	Calais Campbell	Acquired from the Jacksonville Jaguars in exchange for a 2020 fifth-round draft choice
3/20	DE	Chris Wormley	Traded with a seventh-round pick in the 2021 Draft to Pittsburgh in exchange for a fifth-round pick in 2021
3/21	DE	Calais Campbell	Signed to a one-year contract extension
3/21	DT	Justin Ellis	Re-signed
3/21	DE	Jihad Ward	Re-signed
3/24	CB	Jimmy Smith	Re-signed
3/26	LB/DB	Anthony Levine Sr.	Re-signed
3/26	WR	Chris Moore	Re-signed
3/26	LS	Nick Moore	Signed
3/31	DE	Derek Wolfe	Signed
4/8	DE	Ufomba Kamalu	Contract terminated
4/10	C	Matt Skura	Re-signed to a restricted free agent offer sheet
4/30	C	Trystan Colon-Castillo	Signed
4/30	QB	Tyler Huntley	Signed
4/30	K	Nick Vogel	Signed
5/1	CB	Jeff Hector	Signed
5/1	FB	Bronson Rechsteiner	Signed
5/4	WR	Michael Dereus	Signed
5/4	C	Sean Pollard	Signed
5/4	OLB	Chauncey Rivers	Signed
5/4	LB	Jake Ryan	Signed
5/5	CB	Khalil Dorsey	Signed
5/5	WR	Jaylon Moore	Signed
5/5	CB	Josh Nurse	Signed
5/5	S	Nigel Warrior	Signed
5/5	OLB	Marcus Willoughby	Signed
5/5	TE	Eli Wolf	Signed
5/5	DT	Broderick Washington	Signed
5/6	TE	Jake Breeland	Signed
5/6	OLB	John Daka	Signed
5/6	P	Dom Maggio	Signed
5/6	LB	Kristian Welch	Signed
5/6	G	Ben Bredeson	Signed
5/6	DT	Justin Madubuike	Signed
5/6	WR	James Proche II	Signed
5/7	G	Evan Adams	Signed
5/7	DT	Aaron Crawford	Signed
5/7	RB	J.K. Dobbins	Signed
5/7	S	Geno Stone	Signed
5/8	G	Tyre Phillips	Signed
5/9	G	Daishawn Dixon	Signed
5/11	G	D.J. Fluker	Signed
5/12	OLB	Pernell McPhee	Re-signed
5/12	WR	Sean Modster	Waived
7/14	OLB	Malik Harrison	Signed 2020 draft choice
7/23	WR	Devin Duvernay	Signed 2020 draft choice
7/23	LB	Patrick Queen	Signed 2020 draft choice
7/25	LB	Mike Onuoha	Waived
7/26	S	Nigel Warrior	Placed on Reserve/COVID-19
7/27	TE	Jake Breeland	Placed on the Non-Football Injury (NFI) list
7/27	G	Evan Adams	Waived
7/27	G	Daishawn Dixon	Waived
7/27	G	R.J. Prince	Waived
7/27	K	Nick Vogel	Waived
7/27	WR/RS	De'Anthony Thomas	Placed on the Reserve/Voluntary Opt-Out list
7/28	RB	Gus Edwards	Re-signed exclusive rights free agent
7/28	G	Parker Ehinger	Signed

7/28	T	Andre Smith	Placed on the Reserve/Voluntary Opt-Out list
8/1	CB	Jeff Hector	Waived
8/1	DT	Daylon Mack	Waived
8/1	P	Dom Maggio	Waived
8/2	C/G	Matt Skura	Placed on the Physically Unable to Perform list
8/4	TE	Jake Breeland	Waived, who reverted to Injured Reserve on Aug. 5
8/4	S	Nigel Warrior	Activated from the Reserve/COVID-19 list
8/10	FB	Bronson Rechsteiner	Waived
8/12	RB/RS	Kenjon Barner	Signed
8/16	C/G	Matt Skura	Activated off the Physically Unable to Perform List
8/17	CB	Iman Marshall	Placed on Injured Reserve
8/22	WR	Antoine Wesley	Placed on Injured Reserve
8/23	S	Earl Thomas III	Terminated the contract of vested veteran
8/25	P	Johnny Townsend	Signed free agent
8/25	WR	DeAndrew White	Signed free agent
8/29	RB	Tyson Williams	Signed
8/31	OLB	John Daka	Waived
8/31	WR	Michael Dereus	Waived
8/31	C	Sean Pollard	Waived
8/31	WR	DeAndrew White	Placed on Injured Reserve
9/5	TE	Jerell Adams	Terminated the contract of vested veteran
9/5	OLB	Aaron Adeoye	Waived
9/5	RB/RS	Kenjon Barner	Terminated the contract of vested veteran
9/5	CB	Terrell Bonds	Waived
9/5	C	Trystan Colon-Castillo	Waived
9/5	DT	Aaron Crawford	Waived
9/5	CB	Khalil Dorsey	Waived
9/5	G	Parker Ehinger	Terminated the contract of vested veteran
9/5	G	Will Holden	Waived
9/5	QB	Tyler Huntley	Waived
9/5	WR	Jaylon Moore	Waived
9/5	LS	Nick Moore	Waived
9/5	CB	Josh Nurse	Waived
9/5	S	Jordan Richards	Terminated the contract of vested veteran
9/5	OLB	Chauncey Rivers	Waived
9/5	TE	Charles Scarff	Waived
9/5	WR	Jaleel Scott	Waived
9/5	P	Johnny Townsend	Waived
9/5	S	Nigel Warrior	Waived
9/5	ILB	Kristian Welch	Waived
9/5	RB	Tyson Williams	Waived
9/5	OLB	Marcus Willoughby	Waived
9/5	TE	Eli Wolf	Waived
9/6	TE	Jerell Adams	Signed to practice squad
9/6	OLB	Aaron Adeoye	Signed to practice squad
9/6	CB	Terrell Bonds	Signed to practice squad
9/6	C	Trystan Colon-Castillo	Signed to practice squad
9/6	DT	Aaron Crawford	Signed to practice squad
9/6	CB	Khalil Dorsey	Signed to practice squad
9/6	G	Will Holden	Signed to practice squad
9/6	QB	Tyler Huntley	Signed to practice squad
9/6	WR	Jaylon Moore	Signed to practice squad
9/6	LS	Nick Moore	Signed to practice squad
9/6	S	Jordan Richards	Signed to practice squad
9/6	OLB	Chauncey Rivers	Signed to practice squad
9/6	S	Nigel Warrior	Signed to practice squad
9/6	RB	Kristian Welch	Signed to practice squad
9/6	RB	Tyson Williams	Signed to practice squad
9/6	TE	Eli Wolf	Signed to practice squad
9/12	S	Jordan Richards	Activated from practice squad
9/15	TE	Xavier Grimble	Signed to practice squad
9/15	ILB	Kristian Welch	Placed on Practice Squad Injured Reserve
9/19	S	Jordan Richards	Activated from practice squad
9/22	TE	Sean Culkin	Signed to practice squad
9/22	TE	Xavier Grimble	Placed on Practice Squad Injured Reserve
9/27	S	Jordan Richards	Signed from the practice squad to the 53-man roster
9/27	CB	Tavon Young	Placed on Injured Reserve
9/28	CB	Terrell Bonds	Activated from practice squad
9/28	CB	Khalil Dorsey	Activated from practice squad
9/30	DB	Marcus Gilchrist	Signed to practice squad
10/4	CB	Khalil Dorsey	Activated from practice squad
10/6	TE	Jerell Adams	Terminated from practice squad
10/6	ILB	Kristian Welch	Restored to practice squad
10/8	S	Geno Stone	Waived
10/9	CB	Khalil Dorsey	Signed from the practice squad to the 53-man roster
10/9	S	Geno Stone	Signed to practice squad
10/10	C	Trystan Colon-Castillo	Activated from Practice Squad
10/10	S	Marcus Gilchrist	Activated from Practice Squad
10/12	ILB	Otaro Alaka	Placed on Injured Reserve
10/12	C	Trystan Colon-Castillo	Signed from the practice squad to the 53-man roster
10/12	CB	Nate Hairston	Signed to practice squad



# 2020 STATISTICS

WON 4, LOST 1			HEAD COACH: JOHN HARBAUGH		
09/13	W	38-6	Cleveland		
09/20	W	33-16	at Houston		
09/28	L	20-34	Kansas City		
10/04	W	31-17	at Washington		
10/11	W	27-3	Cincinnati		

TEAM STATISTICS	BAL	OPP.
<b>FIRST DOWNS</b>	<b>97</b>	<b>103</b>
Rushing	39	22
Passing	52	73
Penalty	6	8
Third Down-Made/Att	26/60	23/63
Third Down Efficiency	43.3%	36.5%
Fourth Down-Made/Att	4/6	4/12
Fourth Down Efficiency	66.7%	33.3%
<b>TOTAL NET YARDS</b>	<b>1,698</b>	<b>1,675</b>
Avg. Per Game	339.6	335.0
Total Plays	294	333
Avg. Per Play	5.8	5.0
<b>NET YARDS RUSHING</b>	<b>804</b>	<b>460</b>
Avg. Per Game	160.8	92.0
Total Rushes	144	125
Avg. Per Rush	5.6	3.7
<b>NET YARDS PASSING</b>	<b>894</b>	<b>1,215</b>
Avg. Per Game	178.8	243.0
Sacked/Yards Lost	12/79	16/131
Gross Yards	973	1,346
Attempts/Completions	138/88	192/128
Pct. of Completion	63.8%	66.7%
Had Intercepted	3	3
<b>PUNTS/AVERAGE</b>	<b>15/45.6</b>	<b>19/48.2</b>
Net Punting Average	43.0	41.4
<b>PUNT RETURN/AVG.</b>	<b>10/8.8</b>	<b>5/3.8</b>
<b>KICKOFF RETURN/AVG.</b>	<b>8/33.5</b>	<b>4/16.5</b>
<b>INTERCEPTION RETURN/AVG.</b>	<b>3/9.7</b>	<b>3/0.0</b>
<b>PENALTIES/YARDS</b>	<b>25/187</b>	<b>25/200</b>
<b>FUMBLES/BALL LOST</b>	<b>5/2</b>	<b>9/7</b>
<b>TOUCHDOWNS</b>	<b>17</b>	<b>9</b>
Rushing	5	3
Passing	9	6
Returns	3	0
<b>EXTRA POINTS/ATTEMPTS</b>	<b>17/17</b>	<b>7/9</b>
<b>TWO POINT CONVERSION/ATT.</b>	<b>0/0</b>	<b>0/0</b>
<b>FIELD GOALS/ATTEMPTS</b>	<b>10/11</b>	<b>5/8</b>
<b>AVG. TIME OF POSSESSION</b>	<b>29:08</b>	<b>30:52</b>

* SCORE BY PERIODS	Q1	Q2	Q3	Q4	OT	PTS
<b>TEAM</b>	33	59	23	34	0	149
<b>OPPONENTS</b>	12	41	0	23	0	76

SCORING	TD	RU	PA	RT	K-PAT	FG	2PT	S	PTS
J. Tucker	0	0	0	0	17/17	10/11	0	0	47
M. Andrews	5	0	5	0	0/0	0/0	0	0	30
J. Dobbins	2	2	0	0	0/0	0/0	0	0	12
M. Ingram II	2	2	0	0	0/0	0/0	0	0	12
N. Boyle	1	0	1	0	0/0	0/0	0	0	6
M. Brown	1	0	1	0	0/0	0/0	0	0	6
D. Duvernay	1	0	0	1	0/0	0/0	0	0	6
L. Fort	1	0	0	1	0/0	0/0	0	0	6
L. Jackson	1	1	0	0	0/0	0/0	0	0	6
P. Queen	1	0	0	1	0/0	0/0	0	0	6
P. Ricard	1	0	1	0	0/0	0/0	0	0	6
W. Snead IV	1	0	1	0	0/0	0/0	0	0	6
<b>TEAM</b>	<b>17</b>	<b>5</b>	<b>9</b>	<b>3</b>	<b>17/17</b>	<b>10/11</b>	<b>0</b>	<b>0</b>	<b>149</b>
<b>OPPONENTS</b>	<b>9</b>	<b>3</b>	<b>6</b>	<b>0</b>	<b>7/9</b>	<b>5/8</b>	<b>0</b>	<b>0</b>	<b>76</b>

**SACKS:** M. Judon 2.0, D. Elliott 2.0, T. Bowser 2.0, P. Queen 2.0, M. Humphrey 1.5, C. Clark 1.5, C. Campbell 1.0, J. Smith 1.0, M. Peters 1.0, J. Ferguson 1.0, P. McPhee 1.0, **TM** 16.0, **OPP** 12.0

* PASSING	ATT	CMP	YDS	CMP%	YDS/ATT	TD	TD%	INT	INT%	LONG	SACK/LOST	RATING
L. Jackson	135	86	949	63.7	7.0	9	6.7	2	1.5	47	12/79	100.5
R. Griffin III	2	1	9	50.0	4.5	0	0.0	1	50.0	9	0/0	22.9
S. Koch	1	1	15	100.0	15.0	0	0.0	0	0.0	15	0/0	118.8
<b>TEAM</b>	<b>138</b>	<b>88</b>	<b>973</b>	<b>63.8</b>	<b>7.1</b>	<b>9</b>	<b>6.5</b>	<b>3</b>	<b>2.2</b>	<b>47</b>	<b>12/79</b>	<b>97.3</b>
<b>OPPONENTS</b>	<b>192</b>	<b>128</b>	<b>1,346</b>	<b>66.7</b>	<b>7.0</b>	<b>6</b>	<b>3.1</b>	<b>3</b>	<b>1.6</b>	<b>49t</b>	<b>16/131</b>	<b>90.8</b>

* RUSHING	NO.	YDS	AVG	LONG	TD
L. Jackson	41	238	5.8	50t	1
M. Ingram II	45	205	4.6	30t	2
G. Edwards	34	192	5.6	24	0
J. Dobbins	16	126	7.9	44	2
D. Duvernay	1	42	42.0	42	0
M. Brown	1	1	1.0	1	0
R. Griffin III	5	1	0.2	5	0
P. Ricard	1	-1	-1.0	-1	0
<b>TEAM</b>	<b>144</b>	<b>804</b>	<b>5.6</b>	<b>50t</b>	<b>5</b>
<b>OPPONENTS</b>	<b>125</b>	<b>460</b>	<b>3.7</b>	<b>29</b>	<b>3</b>

* RECEIVING	TAR	NO.	YDS	AVG	LONG	TD
M. Brown	36	22	319	14.5	47	1
M. Andrews	29	18	222	12.3	29	5
M. Boykin	17	10	111	11.1	25	0
W. Snead IV	13	10	117	11.7	22	1
J. Dobbins	10	9	73	8.1	19	0
D. Duvernay	9	7	59	8.4	19	0
N. Boyle	8	6	30	5.0	11	1
M. Ingram II	5	3	25	8.3	18	0
P. Ricard	4	3	17	5.7	9	1
G. Edwards	3	0	0	0.0	0	0
<b>TEAM</b>	<b>134</b>	<b>88</b>	<b>973</b>	<b>11.1</b>	<b>47</b>	<b>9</b>
<b>OPPONENTS</b>	<b>183</b>	<b>128</b>	<b>1,346</b>	<b>10.5</b>	<b>49t</b>	<b>6</b>

* INTERCEPTIONS	NO.	YDS	AVG	LONG	TD
M. Peters	2	21	10.5	12	0
M. Humphrey	1	8	8.0	8	0
<b>TEAM</b>	<b>3</b>	<b>29</b>	<b>9.7</b>	<b>12</b>	<b>0</b>
<b>OPPONENTS</b>	<b>3</b>	<b>0</b>	<b>0.0</b>	<b>0</b>	<b>0</b>

* OFFENSIVE FUMBLES	FUM	LST	REC	TD
P. Ricard	1	1	0	0
L. Jackson	3	1	0	0
M. Ingram II	0	0	1	0
M. Andrews	1	0	0	0
<b>TEAM</b>	<b>5</b>	<b>2</b>	<b>1</b>	<b>0</b>
<b>OPPONENTS</b>	<b>9</b>	<b>7</b>	<b>1</b>	<b>0</b>

* PUNTING	NO.	YDS	AVG	NET	TB	IN	LG	B
S. Koch	15	684	45.6	43.0	1	7	53	0
<b>TEAM</b>	<b>15</b>	<b>684</b>	<b>45.6</b>	<b>43.0</b>	<b>1</b>	<b>7</b>	<b>53</b>	<b>0</b>
<b>OPPONENTS</b>	<b>19</b>	<b>915</b>	<b>48.2</b>	<b>41.4</b>	<b>2</b>	<b>5</b>	<b>60</b>	<b>0</b>

* PUNT RETURNS	RET	FC	YDS	AVG	LONG	TD
J. Proche II	10	6	88	8.8	17	0
<b>TEAM</b>	<b>10</b>	<b>6</b>	<b>88</b>	<b>8.8</b>	<b>17</b>	<b>0</b>
<b>OPPONENTS</b>	<b>5</b>	<b>5</b>	<b>19</b>	<b>3.8</b>	<b>10</b>	<b>0</b>

* KICKOFF RETURNS	NO.	YDS	AVG	LONG	TD
D. Duvernay	7	238	34.0	93t	1
M. Brown	1	30	30.0	30	0
<b>TEAM</b>	<b>8</b>	<b>268</b>	<b>33.5</b>	<b>93t</b>	<b>1</b>
<b>OPPONENTS</b>	<b>4</b>	<b>66</b>	<b>16.5</b>	<b>20</b>	<b>0</b>

* FIELD GOALS	1-19	20-29	30-39	40-49	50+
J. Tucker	0/0	2/2	3/3	5/5	0/1
<b>TEAM</b>	<b>0/0</b>	<b>2/2</b>	<b>3/3</b>	<b>5/5</b>	<b>0/1</b>
<b>OPPONENTS</b>	<b>0/0</b>	<b>0/0</b>	<b>2/2</b>	<b>3/5</b>	<b>0/1</b>

**J. Tucker:** (41G) (32G, 39G, 47G, 20G) (26G, 42G) (46G) (46G, 61WR, 39G)  
**OPP:** (41WR) (44G, 35G, 45G) (42WL) (54LU, 43G) (38G)

**2-Pt Conv:** **TM** 0-0, **OPP** 0-0

# DEFENSIVE & SPECIAL TEAMS STATISTICS

## 2020 REGULAR SEASON BALTIMORE RAVENS DEFENSIVE STATS (THROUGH WEEK 5)

PLAYER	TOTAL	SOLO	ASST.	SACKS/YDS.	TFL	QBH	FR	FF	INT./YDS.	PD
Queen, Patrick	42	30	12	2.0/13.0	4	3	2	2	0/0	0
Clark, Chuck	37	22	15	1.5/11.0	1	3	0	2	0/0	0
Humphrey, Marlon	28	22	6	1.5/8.5	1	3	0	3	1/8	5
Elliott, DeShon	22	14	8	2.0/13.0	3	3	0	0	0/0	2
Fort, L.J.	18	13	5	0.0/0.0	0	1	2	1	0/0	0
Campbell, Calais	16	9	7	1.0/4.5	1	6	0	0	0/0	5
Peters, Marcus	16	14	2	1.0/10.0	0	1	1	1	2/21	4
Judon, Matthew	15	8	7	2.0/22.0	3	8	0	0	0/0	1
Williams, Brandon	15	11	4	0.0/0.0	1	1	0	0	0/0	0
Wolfe, Derek	15	6	9	0.0/0.0	2	2	0	0	0/0	0
Bowser, Tyus	13	10	3	2.0/23.0	3	6	0	0	0/0	1
Smith, Jimmy	13	11	2	1.0/1.0	1	1	0	0	0/0	0
Harrison, Malik	12	10	2	0.0/0.0	0	0	0	0	0/0	1
McPhee, Pernell	12	8	4	1.0/7.0	1	5	0	0	0/0	1
Averett, Anthony	11	9	2	0.0/0.0	0	0	0	0	0/0	1
Ferguson, Jaylon	10	6	4	1.0/18.0	2	2	1	0	0/0	0
Ward, Jihad	10	3	7	0.0/0.0	1	1	0	0	0/0	0
Board, Chris	6	1	5	0.0/0.0	0	0	0	0	0/0	0
Young, Tavon	2	2	0	0.0/0.0	0	0	0	0	0/0	0
Dorsey, Khalil	1	1	0	0.0/0.0	0	0	0	0	0/0	0
Ellis, Justin	1	0	1	0.0/0.0	0	0	0	0	0/0	0
Madubuike, Justin	1	0	1	0.0/0.0	0	1	0	0	0/0	0
Washington, Broderick	1	0	1	0.0/0.0	0	0	0	0	0/0	0
Levine Sr., Anthony	0	0	0	0.0/0.0	0	0	1	0	0/0	0
<b>TOTALS</b>	<b>317</b>	<b>210</b>	<b>107</b>	<b>16.0/131.0</b>	<b>24</b>	<b>47</b>	<b>7</b>	<b>9</b>	<b>3/29</b>	<b>21</b>

ASST.=Assist, TFL=Tackle for a Loss, INT.=Interception, FR=Fumble Recovery, FF=Forced Fumble, PD=Pass Defense

### 2020 RAVENS SPECIAL TEAMS

POS.	PLAYER	TTL.	SOLO	ASST.	FF	FR	BL
ILB	Board, Chris	4	3	1	0	0	0
LS	Cox, Morgan	2	1	1	0	0	0
ILB	Fort, L.J.	2	1	1	0	0	0
ILB	Alaka, Otaro	1	0	1	0	0	0
RB	Hill, Justice	1	1	0	0	0	0
<b>TOTALS</b>		<b>10</b>	<b>6</b>	<b>4</b>	<b>0</b>	<b>0</b>	<b>0</b>

### DEFENSIVE STATS BY RANK

SACKS		INTERCEPTIONS		TACKLES FOR LOSS		PASSES DEFENSED		QBH	
PLAYER	NO.	PLAYER	NO.	PLAYER	NO.	PLAYER	NO.	PLAYER	NO.
Bowser, Tyus	2.0	Peters, Marcus	2	Queen, Patrick	4	Campbell, Calais	5	Judon, Matthew	8
Elliott, DeShon	2.0	Humphrey, Marlon	1	Bowser, Tyus	3	Humphrey, Marlon	5	Bowser, Tyus	6
Judon, Matthew	2.0			Elliott, DeShon	3	Peters, Marcus	4	Campbell, Calais	6
Queen, Patrick	2.0			Judon, Matthew	3	Elliott, DeShon	2	McPhee, Pernell	5
Clark, Chuck	1.5			Ferguson, Jaylon	2	Averett, Anthony	1	Clark, Chuck	3
Humphrey, Marlon	1.5			Wolfe, Derek	2	Bowser, Tyus	1	Elliott, DeShon	3
Campbell, Calais	1.0			Campbell, Calais	1	Harrison, Malik	1	Humphrey, Marlon	3
Ferguson, Jaylon	1.0			Clark, Chuck	1	Judon, Matthew	1	Queen, Patrick	3
McPhee, Pernell	1.0			Humphrey, Marlon	1	McPhee, Pernell	1	Ferguson, Jaylon	2
Peters, Marcus	1.0			McPhee, Pernell	1			Wolfe, Derek	2
Smith, Jimmy	1.0			Smith, Jimmy	1			Fort, L.J.	1
				Ward, Jihad	1			Madubuike, Justin	1
				Williams, Brandon	1			Peters, Marcus	1
								Smith, Jimmy	1
								Ward, Jihad	1
								Williams, Brandon	1

### FORCED FUMBLES

PLAYER	NO.	PLAYER	NO.
Humphrey, Marlon	3	Fort, L.J.	2
Clark, Chuck	2	Queen, Patrick	2
Queen, Patrick	2	Ferguson, Jaylon	1
Fort, L.J.	1	Levine Sr., Anthony	1
Peters, Marcus	1	Peters, Marcus	1

# GAME-BY-GAME OFFENSE

2020 REGULAR SEASON RAVENS GAME-BY-GAME OFFENSE																	
	09/13	09/20	09/28	10/04	10/11	10/18	11/01	11/08	11/15	11/22	11/26	12/03	12/14	12/20	12/27	01/03	Totals
	CLE	@ HOU	KC	@ WAS	CIN	@ PHI	PIT	@ IND	@ NE	TEN	@ PIT	DAL	@ CLE	JAX	NYG	@ CIN	
<b>FIRST DOWNS</b>																	
Total	23	23	16	18	17												97
Rushing	7	11	8	7	6												39
Passing	16	11	5	10	10												52
Penalty	0	1	3	1	1												6
<b>THIRD DOWNS</b>																	
Attempts	11	14	9	11	15												60
Converted	6	5	3	5	7												26
Percentage	54.5%	35.7%	33.3%	45.5%	46.7%												43.3%
<b>FOURTH DOWNS</b>																	
Attempts	0	2	1	2	1												6
Converted	0	2	0	2	0												4
Percentage	0	100.0%	0.0%	100.0%	0.0%												66.7%
<b>TOT. OFFENSE</b>																	
Net Yards	381	407	228	350	332												1,698
Plays	58	65	53	56	62												294
Avg./Play	6.6	6.3	4.3	6.3	5.4												5.8
<b>RUSHING</b>																	
Net Yards	111	230	158	144	161												804
Rush. Att.	30	37	21	32	24												144
Avg./Att.	3.7	6.2	7.5	4.5	6.7												5.6
<b>PASSING</b>																	
Net Yards	270	177	70	206	171												894
Attempts	26	24	28	23	37												138
Completions	21	18	15	15	19												88
Completion Pct	80.8%	75.0%	53.6%	65.2%	51.4%												63.8%
Avg. Gain Per Pass	12.9	9.8	4.7	13.7	9.0												10.2
Intercepted	0	0	0	2	1												3
Gross Yards	284	204	97	208	180												973
Sacked	2.0	4.0	4.0	1.0	1.0												12.0
Yards Lost	14	27	27	2	9												79
<b>PENALTIES</b>																	
Number	7	3	6	5	4												25
Yards	66	21	45	30	25												187
<b>FUMBLES</b>																	
Number	2	0	3	0	0												5
Lost	1	0	1	0	0												2
<b>PUNTING</b>																	
Net Yards	125	94	147	141	177												684
Punts	3	2	3	3	4												15
Net Avg.	41.3	42.0	46.7	48.0	38.3												38.4
Gross Avg.	41.7	47.0	49.0	47.0	44.3												45.6
Touchbacks	0	0	0	0	1												1
Punts Blocked	0	0	0	0	0												0
Punt Returns	2	1	1	3	3												10
Punt Return Yards	26	8	16	28	10												88
Punt Return Avg.	13.0	8.0	16.0	9.3	3.3												8.8
<b>SCORING</b>																	
Points	38	33	20	31	27												149
Q1	10	3	3	7	10												33
Q2	14	17	7	14	7												59
Q3	7	3	3	7	3												23
Q4	7	10	7	3	7												34
OT	0	0	0	0	0												0
TD Rushing	2	1	0	2	0												5
TD Passing	3	1	1	2	2												9
TD KO Returns	0	0	1	0	0												1
TD Punt Returns	0	0	0	0	0												0
TD Sp. Teams	0	0	0	0	0												0
TD Def. Returns	0	1	0	0	1												2
Total TDs	5	3	2	4	3												17
PAT Attempts	5	3	2	4	3												17
PAT Made	5	3	2	4	3												17
FG Attempts	1	4	2	1	3												11
FG Made	1	4	2	1	2												10
Safety	0	0	0	0	0												0
2-Pt Attempts	0	0	0	0	0												0
2-Pt Made	0	0	0	0	0												0
Time of Possession	29:58	34:51	26:04	29:22	25:21												145:36
<b>KICKOFFS</b>																	
Kickoff Returns	2	3	2	0	1												8
Kickoff Return Yards	64	55	119	0	30												268
Kickoff Return Avg.	32.0	18.3	59.5	0	30.0												33.5

# GAME-BY-GAME DEFENSE

## 2020 REGULAR SEASON RAVENS GAME-BY-GAME DEFENSE

	09/13	09/20	09/28	10/04	10/11	10/18	11/01	11/08	11/15	11/22	11/26	12/03	12/14	12/20	12/27	01/03	Totals
	CLE	@ HOU	KC	@ WAS	CIN	@ PHI	PIT	@ IND	@ NE	TEN	@ PIT	DAL	@ CLE	JAX	NYG	@ CIN	
<b>FIRST DOWNS</b>																	
Total	20	18	29	24	12												103
Rushing	6	2	5	6	3												22
Passing	10	15	22	17	9												73
Penalty	4	1	2	1	0												8
<b>THIRD DOWNS</b>																	
Attempts	12	9	13	13	16												63
Converted	3	3	10	4	3												23
Percentage	25.0%	33.3%	76.9%	30.8%	18.8%												36.5%
<b>FOURTH DOWNS</b>																	
Attempts	3	1	2	3	3												12
Converted	0	0	0	2	2												4
Percentage	0.0%	0.0%	0.0%	66.7%	66.7%												33.3%
<b>TOT. OFFENSE</b>																	
Net Yards	306	304	517	343	205												1,675
Plays	68	57	73	70	65												333
Avg./Play	4.5	5.3	7.1	4.9	3.2												5.0
<b>RUSHING</b>																	
Net Yards	138	51	132	69	70												460
Rush. Att.	27	17	31	22	28												125
Avg./Att.	5.1	3.0	4.3	3.1	2.5												3.7
<b>PASSING</b>																	
Net Yards	168	253	385	274	135												1,215
Attempts	39	36	42	45	30												192
Completions	21	25	31	32	19												128
Completion Pct	53.8%	69.4%	73.8%	71.1%	63.3%												66.7%
Avg. Gain Per Pass	8.0	10.1	12.4	8.6	7.1												9.5
Intercepted	1	1	0	0	1												3
Gross Yards	189	275	385	314	183												1,346
Sacked	2.0	4.0	0.0	3.0	7.0												16.0
Yards Lost	21	22	0	40	48												131
<b>PENALTIES</b>																	
Number	8	4	6	2	5												25
Yards	80	22	38	20	40												200
<b>FUMBLES</b>																	
Number	3	1	1	1	3												9
Lost	2	1	1	1	2												7
<b>PUNTING</b>																	
Net Yards	137	140	58	229	351												915
Punts	3	3	1	5	7												19
Net Avg.	37.0	44.0	42.0	40.2	43.0												45.1
Gross Avg.	45.7	46.7	58.0	45.8	50.1												48.2
Touchbacks	0	0	0	0	2												2
Punts Blocked	0	0	0	0	0												0
Punt Returns	1	1	1	1	1												5
Punt Return Yards	1	10	7	-3	4												19
Punt Return Avg.	1.0	10.0	7.0	-3.0	4.0												3.8
<b>SCORING</b>																	
Points	6	16	34	17	3												76
Q1	6	0	6	0	0												12
Q2	0	10	21	10	0												41
Q3	0	0	0	0	0												0
Q4	0	6	7	7	3												23
OT	0	0	0	0	0												0
TD Rushing	0	0	1	2	0												3
TD Passing	1	1	4	0	0												6
TD KO Returns	0	0	0	0	0												0
TD Punt Returns	0	0	0	0	0												0
TD Sp. Teams	0	0	0	0	0												0
TD Def. Returns	0	0	0	0	0												0
Total TDs	1	1	5	2	0												9
PAT Attempts	1	1	5	2	0												9
PAT Made	0	1	4	2	0												7
FG Attempts	1	3	1	2	1												8
FG Made	0	3	0	1	1												5
Safety	0	0	0	0	0												0
2-Pt Attempts	0	0	0	0	0												0
2-Pt Made	0	0	0	0	0												0
Time of Possession	30:02	25:09	33:56	30:38	34:39												154:24
<b>KICKOFFS</b>																	
Kickoff Returns	0	1	1	2	0												4
Kickoff Return Yards	0	17	19	30	0												66
Kickoff Return Avg.	0	17.0	19.0	15.0	0												16.5



# LONGEST PLAYS FROM SCRIMMAGE

RAVENS						OPPONENT					
DATE	OPPONENT	QTR	RAVENS PLAYER	YARDS	SCORE	DATE	OPPONENT	QTR	OPP. PLAYER	YARDS	SCORE
10/04	at Washington	2	Lamar Jackson run	50T	W, 31-17	09/28	Kansas City	2	Patrick Mahomes -> Mecole Hardman	49T	L, 20-34
09/13	Cleveland	1	Lamar Jackson -> Marquise Brown	47	W, 38-6	10/04	at Washington	2	Dwayne Haskins Jr. -> Antonio Gibson	40	W, 17-31
09/20	at Houston	4	J.K. Dobbins run	44	W, 33-16	10/04	at Washington	4	Dwayne Haskins Jr. -> Terry McLaurin	39	W, 17-31
10/11	Cincinnati	1	Devin Duvernay run	42	W, 27-3	09/20	at Houston	2	Deshaun Watson -> Brandin Cooks	38	W, 16-33
10/11	Cincinnati	2	J.K. Dobbins run	34	W, 27-3	09/28	Kansas City	1	Patrick Mahomes -> Tyreek Hill	33	L, 20-34
10/04	at Washington	1	Lamar Jackson -> Marquise Brown	33	W, 31-17	09/13	Cleveland	1	Nick Chubb run	29	W, 6-38
10/04	at Washington	2	Lamar Jackson -> Marquise Brown	31	W, 31-17	09/28	Kansas City	2	Patrick Mahomes -> Travis Kelce	29	L, 20-34
09/20	at Houston	4	Mark Ingram II run	30T	W, 33-16	09/13	Cleveland	2	Baker Mayfield -> David Njoku	28	W, 6-38
09/28	Kansas City	1	Lamar Jackson run	30	L, 34-20	10/11	Cincinnati	1	Joe Burrow -> Tee Higgins	26	W, 3-27
10/11	Cincinnati	3	Lamar Jackson -> Marquise Brown	30	W, 27-3						
09/20	at Houston	1	Lamar Jackson -> Mark Andrews	29	W, 33-16						
09/13	Cleveland	2	Lamar Jackson -> Miles Boykin	25	W, 38-6						
09/20	at Houston	2	Lamar Jackson -> Marquise Brown	25	W, 33-16						
10/04	at Washington	2	Lamar Jackson -> Mark Andrews	25T	W, 31-17						
<b>TOTALS</b>			<b>14 - 475 (33.9), 3 TDS (6 RUNS, 2 TDS, 8 PASSES, 1 TD)</b>						<b>9 - 311 (34.6), 1 TDS (1 RUN, 0 TDS, 8 PASSES, 1 TD)</b>		



# TEAM SUPERLATIVES

HIGH	DATE	OPPONENT	OFFENSIVE CATEGORY	OPPONENT	DATE	LOW
38	9/13	vs. Cleveland	<b>Points</b>	vs. Kansas City	9/28	20
17	9/20	at Houston	<b>Points in a Quarter</b>	vs. Cincinnati ...3 more at 3.	10/11	3
24	9/13	vs. Cleveland	<b>Points in a Half</b>	vs. Cincinnati ...2 more at 10.	10/11	10
5	9/13	vs. Cleveland	<b>Total Touchdowns</b>	vs. Kansas City	9/28	2
65	9/20	at Houston	<b>Total Plays</b>	vs. Kansas City	9/28	53
407	9/20	at Houston	<b>Total Net Yards</b>	vs. Kansas City	9/28	228
23	9/20	at Houston ...1 more at 23.	<b>Total First Downs</b>	vs. Kansas City	9/28	16
11	9/20	at Houston	<b>First Downs Rushing</b>	vs. Cincinnati	10/11	6
16	9/13	vs. Cleveland	<b>First Downs Passing</b>	vs. Kansas City	9/28	5
3	9/28	vs. Kansas City	<b>First Down Penalties</b>	vs. Cleveland	9/13	0
55%	9/13	vs. Cleveland	<b>Third Down Efficiency</b>	vs. Kansas City	9/28	33%
6.6	9/13	vs. Cleveland	<b>Average Yards Per Play</b>	vs. Kansas City	9/28	4.3
230	9/20	at Houston	<b>Total Net Yards Rushing</b>	vs. Cleveland	9/13	111
37	9/20	at Houston	<b>Rushing Attempts</b>	vs. Kansas City	9/28	21
7.5	9/28	vs. Kansas City	<b>Rushing Average Yards</b>	vs. Cleveland	9/13	3.7
2	10/4	at Washington ...1 more at 2.	<b>Rushing Touchdowns</b>	vs. Cincinnati ...1 more at 0.	10/11	0
270	9/13	vs. Cleveland	<b>Total Net Yards Passing</b>	vs. Kansas City	9/28	70
37	10/11	vs. Cincinnati	<b>Passing Attempts</b>	at Washington	10/4	23
21	9/13	vs. Cleveland	<b>Passing Completions</b>	at Washington ...1 more at 15.	10/4	15
3	9/13	vs. Cleveland	<b>Passing Touchdowns</b>	vs. Kansas City ...1 more at 1.	9/28	1
9.6	9/13	vs. Cleveland	<b>Passing Yards Average</b>	vs. Kansas City	9/28	2.2
2	10/4	at Washington	<b>Passes Thrown for Interception</b>	vs. Kansas City ...2 more at 0.	9/28	0
4	9/28	vs. Kansas City ...1 more at 4.	<b>Times Sacked</b>	vs. Cincinnati ...1 more at 1.	10/11	1
27	9/28	vs. Kansas City ...1 more at 27.	<b>Sack Yards Lost</b>	at Washington	10/4	2
4	9/28	vs. Kansas City ...1 more at 4.	<b>QB Sacks</b>	vs. Cincinnati ...1 more at 1.	10/11	1
4	10/11	vs. Cincinnati	<b>Total Punts</b>	at Houston	9/20	2
177	10/11	vs. Cincinnati	<b>Total Punt Yards</b>	at Houston	9/20	94
49	9/28	vs. Kansas City	<b>Punt Gross Average Yards</b>	vs. Cleveland	9/13	41.7
48	10/4	at Washington	<b>Punt Net Average Yards</b>	vs. Cincinnati	10/11	38.3
3	10/11	vs. Cincinnati ...1 more at 3.	<b>Punt Returns</b>	vs. Kansas City ...1 more at 1.	9/28	1
28	10/4	at Washington	<b>Punt Return Yards</b>	at Houston	9/20	8
16.0	9/28	vs. Kansas City	<b>Punt Return Yards Average</b>	vs. Cincinnati	10/11	3.3
3	9/20	at Houston	<b>Kickoff Returns</b>	at Washington	10/4	0
119	9/28	vs. Kansas City	<b>Kickoff Return Yards</b>	at Washington	10/4	0
7	9/13	vs. Cleveland	<b>Total Penalties</b>	at Houston	9/20	3
66	9/13	vs. Cleveland	<b>Penalty Yards</b>	at Houston	9/20	21
3	9/28	vs. Kansas City	<b>Total Fumbles</b>	vs. Cincinnati ...2 more at 0.	10/11	0
1	9/28	vs. Kansas City ...1 more at 1.	<b>Fumbles Lost</b>	vs. Cincinnati ...2 more at 0.	10/11	0
34:51	9/20	at Houston	<b>Time of Possession</b>	vs. Cincinnati	10/11	25:21
2	10/4	at Washington	<b>Turnovers</b>	at Houston	9/20	0

# TEAM SUPERLATIVES

HIGH	DATE	OPPONENT	DEFENSIVE CATEGORY	OPPONENT	DATE	LOW
34	9/28	vs. Kansas City	<b>Points</b>	vs. Cincinnati	10/11	3
21	9/28	vs. Kansas City	<b>Points in a Quarter</b>	vs. Cincinnati ...4 more at 0.	10/11	0
27	9/28	vs. Kansas City	<b>Points in a Half</b>	vs. Cincinnati ...1 more at 0.	10/11	0
5	9/28	vs. Kansas City	<b>Total Touchdowns</b>	vs. Cincinnati	10/11	0
73	9/28	vs. Kansas City	<b>Total Plays</b>	at Houston	9/20	57
517	9/28	vs. Kansas City	<b>Total Net Yards</b>	vs. Cincinnati	10/11	205
29	9/28	vs. Kansas City	<b>Total First Downs</b>	vs. Cincinnati	10/11	12
6	10/4	at Washington ...1 more at 6.	<b>First Downs Rushing</b>	at Houston	9/20	2
22	9/28	vs. Kansas City	<b>First Downs Passing</b>	vs. Cincinnati	10/11	9
4	9/13	vs. Cleveland	<b>First Down Penalties</b>	vs. Cincinnati	10/11	0
77%	9/28	vs. Kansas City	<b>Third Down Efficiency</b>	vs. Cincinnati	10/11	19%
7.1	9/28	vs. Kansas City	<b>Average Yards Per Play</b>	vs. Cincinnati	10/11	3.2
138	9/13	vs. Cleveland	<b>Total Net Yards Rushing</b>	at Houston	9/20	51
31	9/28	vs. Kansas City	<b>Rushing Attempts</b>	at Houston	9/20	17
5.1	9/13	vs. Cleveland	<b>Rushing Average Yards</b>	vs. Cincinnati	10/11	2.5
2	10/4	at Washington	<b>Rushing Touchdowns</b>	vs. Cincinnati ...2 more at 0.	10/11	0
385	9/28	vs. Kansas City	<b>Total Net Yards Passing</b>	vs. Cincinnati	10/11	135
45	10/4	at Washington	<b>Passing Attempts</b>	vs. Cincinnati	10/11	30
32	10/4	at Washington	<b>Passing Completions</b>	vs. Cincinnati	10/11	19
4	9/28	vs. Kansas City	<b>Passing Touchdowns</b>	vs. Cincinnati ...1 more at 0.	10/11	0
9.2	9/28	vs. Kansas City	<b>Passing Yards Average</b>	vs. Cincinnati	10/11	3.6
1	10/11	vs. Cincinnati ...2 more at 1.	<b>Passes Thrown for Interception</b>	at Washington ...1 more at 0.	10/4	0
7	10/11	vs. Cincinnati	<b>Times Sacked</b>	vs. Kansas City	9/28	0
48	10/11	vs. Cincinnati	<b>Sack Yards Lost</b>	vs. Kansas City	9/28	0
7	10/11	vs. Cincinnati	<b>QB Sacks</b>	vs. Kansas City	9/28	0
7	10/11	vs. Cincinnati	<b>Total Punts</b>	vs. Kansas City	9/28	1
351	10/11	vs. Cincinnati	<b>Total Punt Yards</b>	vs. Kansas City	9/28	58
58	9/28	vs. Kansas City	<b>Punt Gross Average Yards</b>	vs. Cleveland	9/13	45.7
44	9/20	at Houston	<b>Punt Net Average Yards</b>	vs. Cleveland	9/13	37
1	10/11	vs. Cincinnati ...4 more at 1.	<b>Punt Returns</b>	vs. Cincinnati ...4 more at 1.	10/11	1
10	9/20	at Houston	<b>Punt Return Yards</b>	at Washington	10/4	-3
10.0	9/20	at Houston	<b>Punt Return Yards Average</b>	at Washington	10/4	-3.0
2	10/4	at Washington	<b>Kickoff Returns</b>	vs. Cincinnati ...1 more at 0.	10/11	0
30	10/4	at Washington	<b>Kickoff Return Yards</b>	vs. Cincinnati ...1 more at 0.	10/11	0
8	9/13	vs. Cleveland	<b>Total Penalties</b>	at Washington	10/4	2
80	9/13	vs. Cleveland	<b>Penalty Yards</b>	at Washington	10/4	20
3	10/11	vs. Cincinnati ...1 more at 3.	<b>Total Fumbles</b>	at Washington ...2 more at 1.	10/4	1
2	10/11	vs. Cincinnati ...1 more at 2.	<b>Fumbles Lost</b>	at Washington ...2 more at 1.	10/4	1
34:39	10/11	vs. Cincinnati	<b>Time of Possession</b>	at Houston	9/20	25:09
3	10/11	vs. Cincinnati ...1 more at 3.	<b>Turnovers</b>	at Washington ...1 more at 1.	10/4	1

# INDIVIDUAL SUPERLATIVES

CATEGORY	2020 RAVENS INDIVIDUAL BEST	GAME	DATE	OPPONENT INDIVIDUAL BEST	GAME	DATE
<b>Touchdowns</b>	2 Mark Andrews ...2 more.	at WAS	10/04	1 Antonio Gibson ...8 more.	at WAS	10/04
<b>Passes Attempted</b>	37 Lamar Jackson	vs. CIN	10/11	45 Dwayne Haskins Jr.	at WAS	10/04
<b>Passes Completed</b>	20 Lamar Jackson	vs. CLE	09/13	32 Dwayne Haskins Jr.	at WAS	10/04
<b>Completion Percentage</b>	80.0 Lamar Jackson	vs. CLE	09/13	73.8 Patrick Mahomes	vs. KC	09/28
<b>Passing Yards</b>	275 Lamar Jackson	vs. CLE	09/13	385 Patrick Mahomes	vs. KC	09/28
<b>Yards Per Attempt</b>	15.0 Sam Koch	at WAS	10/04	9.2 Patrick Mahomes	vs. KC	09/28
<b>Touchdown Passes</b>	3 Lamar Jackson	vs. CLE	09/13	4 Patrick Mahomes	vs. KC	09/28
<b>Receptions</b>	6 Mark Andrews ...1 more.	vs. CIN	10/11	10 Terry McLaurin	at WAS	10/04
<b>Receiving Yards</b>	101 Marquise Brown	vs. CLE	09/13	118 Terry McLaurin	at WAS	10/04
<b>Touchdown Receptions</b>	2 Mark Andrews ...1 more.	at WAS	10/04	1 Eric Fisher ...5 more.	vs. KC	09/28
<b>Rushing Yards</b>	83 Lamar Jackson	vs. KC	09/28	72 Kareem Hunt	vs. CLE	09/13
<b>Rushing Attempts</b>	16 Lamar Jackson	at HOU	09/20	24 Joe Mixon	vs. CIN	10/11
<b>Rushing Average</b>	9.2 Lamar Jackson	vs. KC	09/28	6.0 Nick Chubb	vs. CLE	09/13
<b>Rushing Touchdowns</b>	2 J.K. Dobbins	vs. CLE	09/13	1 Antonio Gibson ...2 more.	at WAS	10/04
<b>Yards From Scrimmage</b>	101 Marquise Brown	vs. CLE	09/13	134 Clyde Edwards-Helaire	vs. KC	09/28
<b>Combined Net Yards</b>	126 Devin Duvernay	vs. KC	09/28	134 Clyde Edwards-Helaire	vs. KC	09/28
<b>Interceptions Made</b>	1 Marcus Peters ...2 more.	vs. CIN	10/11	2 Kendall Fuller	at WAS	10/04
<b>Interceptions Thrown</b>	1 Lamar Jackson ...2 more.	vs. CIN	10/11	1 Joe Burrow ...2 more.	vs. CIN	10/11
<b>INT Return Yards</b>	12 Marcus Peters	vs. CIN	10/11			
<b>Tackles</b>	12 Patrick Queen	at WAS	10/04	15 Zach Cunningham	at HOU	09/20
<b>Sacks</b>	2.0 Matthew Judon	at WAS	10/04	2.0 Chris Jones ...1 more.	vs. KC	09/28
<b>Punts</b>	4 Sam Koch	vs. CIN	10/11	7 Kevin Huber	vs. CIN	10/11
<b>Punts Inside the 20</b>	3 Sam Koch	at WAS	10/04	2 Tress Way ...1 more.	at WAS	10/04
<b>Punting Average</b>	49.0 Sam Koch	vs. KC	09/28	58.0 Tommy Townsend	vs. KC	09/28
<b>Punt Returns</b>	3 James Proche II ...1 more.	vs. CIN	10/11	1 Alex Erickson ...4 more.	vs. CIN	10/11
<b>Punt Return Yards</b>	28 James Proche II	at WAS	10/04	10 DeAndre Carter	at HOU	09/20
<b>Kickoff Returns</b>	3 Devin Duvernay	at HOU	09/20	2 Isaiah Wright	at WAS	10/04
<b>Kickoff Return Yards</b>	119 Devin Duvernay	vs. KC	09/28	30 Isaiah Wright	at WAS	10/04
<b>Field Goals Attempted</b>	4 Justin Tucker	at HOU	09/20	3 Ka'imi Fairbairn	at HOU	09/20
<b>Field Goals Made</b>	4 Justin Tucker	at HOU	09/20	3 Ka'imi Fairbairn	at HOU	09/20

CATEGORY	2020 RAVENS LONGEST PLAYS	GAME	DATE	OPPONENT INDIVIDUAL	GAME	DATE
<b>Run From Scrimmage</b>	50 Lamar Jackson	at WAS	10/04	29 Nick Chubb	vs. CLE	09/13
<b>Touchdown Run</b>	50 Lamar Jackson	at WAS	10/04	3 Patrick Mahomes	vs. KC	09/28
<b>Passing Long</b>	47 Lamar Jackson	vs. CLE	09/13	49 Patrick Mahomes	vs. KC	09/28
<b>Touchdown Pass Long</b>	25 Lamar Jackson	at WAS	10/04	49 Patrick Mahomes	vs. KC	09/28
<b>Longest Reception</b>	47 Marquise Brown	vs. CLE	09/13	49 Mecole Hardman	vs. KC	09/28
<b>Touchdown Reception</b>	25 Mark Andrews	at WAS	10/04	49 Mecole Hardman	vs. KC	09/28
<b>Interception Return</b>	12 Marcus Peters	vs. CIN	10/11			
<b>Longest Opponent's Fumble Return</b>	53 Patrick Queen	vs. CIN	10/11			
<b>Punt Return</b>	17 James Proche II	vs. CLE	09/13	10 DeAndre Carter	at HOU	09/20
<b>Kickoff Return</b>	93 Devin Duvernay	vs. KC	09/28	20 Isaiah Wright	at WAS	10/04
<b>Punt</b>	53 Sam Koch	at HOU	09/20	60 Kevin Huber	vs. CIN	10/11
<b>Field Goal</b>	47 Justin Tucker	at HOU	09/20	45 Ka'imi Fairbairn	at HOU	09/20
<b>Field Goal Attempt</b>	61 Justin Tucker	vs. CIN	10/11	54 Dustin Hopkins	at WAS	10/04

# TURNOVER TABLE

DATE	OPPONENT	FORCED TURNOVERS			TURNOVERS CONVERTED					OUTCOME	
		FUM	INTS	TOTAL	TD	FG	PTS.	PTS. PCT.	TD PCT.	NET DIFF.	RESULT
09/13	Baltimore	2	1	3	2	1	17	100.0	66.7	+2	W
	Cleveland	1	0	1	0	0	0	0.0	0.0	-2	L
09/20	Baltimore	1	1	2	1	0	7	50.0	100.0	+2	W
	at Houston	0	0	0	0	0	0	0.0	0.0	-2	L
09/28	Baltimore	1	0	1	0	1	3	100.0	0.0	0	L
	Kansas City	1	0	1	0	0	0	0.0	0.0	0	W
10/04	Baltimore	1	0	1	1	0	7	100.0	100.0	-1	W
	at Washington	0	2	2	1	1	10	100.0	50.0	+1	L
10/11	Baltimore	2	1	3	2	0	14	66.7	100.0	+2	W
	Cincinnati	0	1	1	0	0	0	0.0	0.0	-2	L
10/18	at Philadelphia	--	--	--	--	--	--	--	--	--	--
11/01	Pittsburgh	--	--	--	--	--	--	--	--	--	--
11/08	at Indianapolis	--	--	--	--	--	--	--	--	--	--
11/15	at New England	--	--	--	--	--	--	--	--	--	--
11/22	Tennessee	--	--	--	--	--	--	--	--	--	--
11/26	at Pittsburgh	--	--	--	--	--	--	--	--	--	--
12/03	Dallas	--	--	--	--	--	--	--	--	--	--
12/14	at Cleveland	--	--	--	--	--	--	--	--	--	--
12/20	Jacksonville	--	--	--	--	--	--	--	--	--	--
12/27	N.Y. Giants	--	--	--	--	--	--	--	--	--	--
01/03	at Cincinnati	--	--	--	--	--	--	--	--	--	--
<b>RAVENS</b>		<b>7</b>	<b>3</b>	<b>10</b>	<b>6</b>	<b>2</b>	<b>48</b>	<b>80.0</b>	<b>75.0</b>	<b>+5</b>	<b>4-1</b>
<b>OPPONENTS</b>		<b>2</b>	<b>3</b>	<b>5</b>	<b>1</b>	<b>1</b>	<b>10</b>	<b>40.0</b>	<b>50.0</b>	<b>-5</b>	<b>1-4</b>



# INSIDE THE 20

RAVENS																			
Date	Opponent	Pos	TD	PAT	2-Pt.	Miss		FG	FGA	Blk/ MFG	INT	Fum	Dwns	Drive Ends			Score		Pts/ Poss
						PAT								Half	Game	Pts	TD%	Pct.	
09/13	Cleveland	6	5	5	0	0	0	0	0	0	0	1	0	0	0	35	83.3	83.3	5.8
09/20	at Houston	3	1	1	0	0	2	2	0	0	0	0	0	0	0	13	33.3	100.0	4.3
09/28	Kansas City	4	1	1	0	0	2	2	0	0	0	0	1	0	0	13	25.0	75.0	3.3
10/04	at Washington	1	1	1	0	0	0	0	0	0	0	0	0	0	0	7	100.0	100.0	7.0
10/11	Cincinnati	2	2	2	0	0	0	0	0	0	0	0	0	0	0	14	100.0	100.0	7.0
10/18	at Philadelphia	--	--	--	--	--	--	--	--	--	--	--	--	--	--	--	--	--	--
11/01	Pittsburgh	--	--	--	--	--	--	--	--	--	--	--	--	--	--	--	--	--	--
11/08	at Indianapolis	--	--	--	--	--	--	--	--	--	--	--	--	--	--	--	--	--	--
11/15	at New England	--	--	--	--	--	--	--	--	--	--	--	--	--	--	--	--	--	--
11/22	Tennessee	--	--	--	--	--	--	--	--	--	--	--	--	--	--	--	--	--	--
11/26	at Pittsburgh	--	--	--	--	--	--	--	--	--	--	--	--	--	--	--	--	--	--
12/03	Dallas	--	--	--	--	--	--	--	--	--	--	--	--	--	--	--	--	--	--
12/14	at Cleveland	--	--	--	--	--	--	--	--	--	--	--	--	--	--	--	--	--	--
12/20	Jacksonville	--	--	--	--	--	--	--	--	--	--	--	--	--	--	--	--	--	--
12/27	N.Y. Giants	--	--	--	--	--	--	--	--	--	--	--	--	--	--	--	--	--	--
01/03	at Cincinnati	--	--	--	--	--	--	--	--	--	--	--	--	--	--	--	--	--	--
<b>TOTALS</b>		<b>16</b>	<b>10</b>	<b>10</b>	<b>0</b>	<b>0</b>	<b>4</b>	<b>4</b>	<b>0</b>	<b>0</b>	<b>0</b>	<b>1</b>	<b>1</b>	<b>0</b>	<b>0</b>	<b>82</b>	<b>62.5</b>	<b>87.5</b>	<b>5.1</b>

OPPONENT																			
Date	Opponent	Pos	TD	PAT	2-Pt.	Miss		FG	FGA	Blk/ MFG	INT	Fum	Dwns	Drive Ends			Score		Pts/ Poss
						PAT								Half	Game	Pts	TD%	Pct.	
09/13	Cleveland	1	1	0	0	1	0	0	0	0	0	0	0	0	0	6	100.0	100.0	6.0
09/20	at Houston	2	1	1	0	0	1	1	0	0	0	0	0	0	0	10	50.0	100.0	5.0
09/28	Kansas City	3	3	2	0	1	0	0	0	0	0	0	0	0	0	20	100.0	100.0	6.7
10/04	at Washington	3	2	2	0	0	0	0	0	0	0	0	1	0	0	14	66.7	66.7	4.7
10/11	Cincinnati	1	0	0	0	0	1	1	0	0	0	0	0	0	0	3	0.0	100.0	3.0
10/18	at Philadelphia	--	--	--	--	--	--	--	--	--	--	--	--	--	--	--	--	--	--
11/01	Pittsburgh	--	--	--	--	--	--	--	--	--	--	--	--	--	--	--	--	--	--
11/08	at Indianapolis	--	--	--	--	--	--	--	--	--	--	--	--	--	--	--	--	--	--
11/15	at New England	--	--	--	--	--	--	--	--	--	--	--	--	--	--	--	--	--	--
11/22	Tennessee	--	--	--	--	--	--	--	--	--	--	--	--	--	--	--	--	--	--
11/26	at Pittsburgh	--	--	--	--	--	--	--	--	--	--	--	--	--	--	--	--	--	--
12/03	Dallas	--	--	--	--	--	--	--	--	--	--	--	--	--	--	--	--	--	--
12/14	at Cleveland	--	--	--	--	--	--	--	--	--	--	--	--	--	--	--	--	--	--
12/20	Jacksonville	--	--	--	--	--	--	--	--	--	--	--	--	--	--	--	--	--	--
12/27	N.Y. Giants	--	--	--	--	--	--	--	--	--	--	--	--	--	--	--	--	--	--
01/03	at Cincinnati	--	--	--	--	--	--	--	--	--	--	--	--	--	--	--	--	--	--
<b>TOTALS</b>		<b>10</b>	<b>7</b>	<b>5</b>	<b>0</b>	<b>2</b>	<b>2</b>	<b>2</b>	<b>0</b>	<b>0</b>	<b>0</b>	<b>0</b>	<b>1</b>	<b>0</b>	<b>0</b>	<b>53</b>	<b>70.0</b>	<b>90.0</b>	<b>5.3</b>

# FIRST DOWNS GAINED

PLAYER	RUSH	REC.	TOTAL	3RD DOWN CONVERSION	4TH DOWN CONVERSION
Marquise Brown	0	16	16	5	0
Mark Andrews	0	15	15	7	0
Gus Edwards	13	0	13	5	1
Lamar Jackson	10	0	10	3	1
Mark Ingram II	9	1	10	0	1
J.K. Dobbins	6	2	8	2	0
Willie Snead IV	0	6	6	4	0
Miles Boykin	0	5	5	0	1
Devin Duvernay	1	2	3	0	0
Nick Boyle	0	3	3	0	0
Patrick Ricard	0	2	2	0	0
Team (by penalty)	--	--	6	--	--
<b>2020 TOTALS</b>	<b>39</b>	<b>52</b>	<b>97</b>	<b>26</b>	<b>4</b>

# COMPLETIONS BY DISTANCE

2020 REGULAR SEASON									
Date	Opponent	Quarterback	Loss	0-9	10-19	20-29	30-39	40-49	50+
9/13	Cleveland	Jackson	1	6 (2)	8 (1)	4	--	1	--
		Griffin III	--	1	--	--	--	--	--
9/20	at Houston	Jackson	1	7 (1)	7	3	--	--	--
9/28	Kansas City	Jackson	--	13 (1)	2	--	--	--	--
10/4	at Washington	Jackson	--	5	5	2 (2)	2	--	--
		Koch	--	--	1	--	--	--	--
10/11	Cincinnati	Jackson	--	13 (2)	5	--	1	--	--
10/18	at Philadelphia	--	--	--	--	--	--	--	--
11/1	Pittsburgh	--	--	--	--	--	--	--	--
11/8	at Indianapolis	--	--	--	--	--	--	--	--
11/15	at New England	--	--	--	--	--	--	--	--
11/22	Tennessee	--	--	--	--	--	--	--	--
11/26	at Pittsburgh	--	--	--	--	--	--	--	--
12/3	Dallas	--	--	--	--	--	--	--	--
12/14	at Cleveland	--	--	--	--	--	--	--	--
12/20	Jacksonville	--	--	--	--	--	--	--	--
12/27	N.Y. Giants	--	--	--	--	--	--	--	--
1/3	at Cincinnati	--	--	--	--	--	--	--	--
<b>PLAYER TOTALS</b>		Jackson	2	44 (6)	27 (1)	9 (2)	3	1	--
		Griffin III	--	1	--	--	--	--	--
		Koch	--	--	1	--	--	--	--
<b>TEAM TOTALS</b>			<b>2</b>	<b>45 (6)</b>	<b>28 (1)</b>	<b>9 (2)</b>	<b>3</b>	<b>1</b>	<b>--</b>





# THE LAST TIME IT HAPPENED

## BY RAVENS

## BY OPPONENT

### RUSHING

* Never Has Happened *	300 YARDS RUSHING	* Never Has Happened *
204 YDs, Ray Rice @ Cleveland, 12/04/11	200 YARDS RUSHING	* Never Has Happened *
130 YDs, Gus Edwards vs. Pittsburgh, 12/29/19	100 YARDS RUSHING	146 YDs, Raheem Mostert vs. San Francisco, 12/01/19
* Never Has Happened *	FIVE TOUCHDOWNS RUSHING	* Never Has Happened *
* Never Has Happened *	FOUR TOUCHDOWNS RUSHING	* Never Has Happened *
3 TDs, Mark Ingram II: (2, 19, 1) @ Kansas City, 09/22/19	THREE TOUCHDOWNS RUSHING	3 TDs, Nick Chubb: (14, 2, 88) vs. Cleveland, 09/29/19
2 TDs, J.K. Dobbins: (3, 2) vs. Cleveland, 09/13/20	TWO TOUCHDOWNS RUSHING	3 TDs, Nick Chubb: (14, 2, 88) vs. Cleveland, 09/29/19
* Never Has Happened *	TWO PLAYERS WITH TWO TD RUSHING	* Never Has Happened *

### RECEIVING

147 YDs/108 YDs, Marquise Brown/Mark Andrews @ Miami, 09/08/19	TWO 100-YARD RECEIVERS	114 YDs/104 YDs, Christian Kirk/Larry Fitzgerald vs. Arizona, 09/15/19
258 YDs, Qadry Ismail @ Pittsburgh, 12/12/99	200 YARDS RECEIVING	213 YDs, Antonio Brown @ Pittsburgh, 12/10/17
101 YDs, Marquise Brown vs. Cleveland, 09/13/20	100 YARDS RECEIVING	118 YDs, Terry McLaurin @ Washington, 10/04/20
* Never Has Happened *	FIVE TOUCHDOWN RECEPTIONS	* Never Has Happened *
4 TDs, Marcus Robinson: (13, 50, 25, 9) vs. Seattle, 11/23/03	FOUR TOUCHDOWN RECEPTIONS	* Never Has Happened *
3 TDs, Torrey Smith: (74, 41, 18) @ St. Louis, 09/25/11	THREE TOUCHDOWN RECEPTIONS	3 TDs, A.J. Green: (4, 32, 7) @ Cincinnati, 09/13/18
2 TDs, Mark Andrews: (25, 22) @ Washington, 10/04/20	TWO TOUCHDOWN RECEPTIONS	2 TDs, Jamison Crowder: (4, 18) vs. N.Y. Jets, 12/12/19
Willie Snead IV: (7, 7)/Marquise Brown: (6, 18) @ L.A. Rams, 11/25/19	TWO PLAYERS WITH TWO TD RECEPTIONS	Doug Baldwin: (14, 22, 16)/Tyler Lockett: (8, 49) vs. Seattle, 12/13/15

### PASSING

* Never Has Happened *	500 YARDS PASSING	506 YDs, Ben Roethlisberger @ Pittsburgh, 12/10/17
43 ATT., Lamar Jackson @ Kansas City, 09/22/19	40+ PASS ATTEMPTS	45 ATT., Dwayne Haskins Jr. @ Washington, 10/04/20
56 ATT., Joe Flacco @ Cleveland, 10/07/18	50+ PASS ATTEMPTS	53 ATT., Patrick Mahomes @ Kansas City, 12/09/18
429 YDs, Vinny Testaverde vs. St. Louis, 10/27/96	400 YARDS PASSING	506 YDs, Ben Roethlisberger @ Pittsburgh, 12/10/17
324 YDs, Lamar Jackson @ Miami, 09/08/19	300 YARDS PASSING	314 YDs, Dwayne Haskins Jr. @ Washington, 10/04/20
* Never Has Happened *	SEVEN TOUCHDOWN PASSES	7 TDs, Peyton Manning: (24, 23, 5, 2, 26, 78, 28) @ Denver, 09/05/13
* Never Has Happened *	SIX TOUCHDOWN PASSES	6 TDs, Ben Roethlisberger: (5, 19, 47, 54, 18, 33) @ Pittsburgh, 11/02/14
5 TDs, Lamar Jackson: (5, 1, 24, 33, 10) vs. N.Y. Jets, 12/12/19	FIVE TOUCHDOWN PASSES	5 TDs, Russell Wilson: (8, 14, 22, 49, 16) vs. Seattle, 12/13/15
5 TDs, Lamar Jackson: (5, 1, 24, 33, 10) vs. N.Y. Jets, 12/12/19	FOUR TOUCHDOWN PASSES	4 TDs, Patrick Mahomes: (5, 20, 49, 2) vs. Kansas City, 09/28/20
* Never Has Happened *	FOUR OR MORE INTERCEPTION GAME	* Never Has Happened *
3 TDs, Lamar Jackson: (9, 5, 19) vs. Cleveland, 09/13/20	THREE TOUCHDOWN PASSES	4 TDs, Patrick Mahomes: (5, 20, 49, 2) vs. Kansas City, 09/28/20
* Never Has Happened *	THREE INTERCEPTION GAME	3 INT, Anthony Henry vs. Cleveland, 11/18/01
2 INT, Jimmy Smith vs. Cleveland, 12/30/18	TWO INTERCEPTION GAME	2 INT, Kendall Fuller @ Washington, 10/04/20
5 INTs, Joe Flacco @ Buffalo, 09/29/13	FOUR INTERCEPTIONS THROWN	4 INTs, Andy Dalton @ Cincinnati, 09/10/17
3 INTs, Lamar Jackson @ Pittsburgh, 10/06/19	THREE INTERCEPTIONS THROWN	3 INTs, Baker Mayfield vs. Cleveland, 12/30/18
3 INTs, Lamar Jackson @ Pittsburgh, 10/06/19	TWO INTERCEPTIONS THROWN	2 INTs, Jared Goff @ L.A. Rams, 11/25/19

### COMBINED YARDS

# THE LAST TIME IT HAPPENED

107 YDs/324 YDs, Mark Ingram II/Lamar Jackson @ Miami, 09/08/19	<b>100-YARD RUSHER AND 300-YARD PASSER</b>	165 YDs/342 YDs, Nick Chubb/Baker Mayfield vs. Cleveland, 09/29/19
147/108 YDs/324 YDs, Marquise Brown/Mark Andrews/Lamar Jackson @ Miami, 09/08/19	<b>100-YARD RECEIVER AND 300-YARD PASSER</b>	118 YDs/314 YDs, Terry McLaurin/Dwayne Haskins Jr. @ Washington, 10/04/20
120 YDs/112 YDs, Lamar Jackson/Mark Andrews vs. Arizona, 09/15/19	<b>100-YARD RUSHER AND 100-YARD RECEIVER</b>	165 YDs/167 YDs, Nick Chubb/Jarvis Landry vs. Cleveland, 09/29/19
107 YDs/324 YDs/108 YDs, Mark Ingram II/Lamar Jackson Mark Andrews @ Miami, 09/08/19	<b>100-YARD RUSHER, 300-YARD PASSER, 100-YARD RECEIVER</b>	165 YDs/342 YDs/167 YDs, Nick Chubb/Baker Mayfield Jarvis Landry vs. Cleveland, 09/29/19

## DEFENSE

89 YDs, Marcus Peters: (3:55) 5-R.Finley pass short right intended for 12-A.Erickson INTERCEPTED by 24-M.Peters at BLT 11. 24-M.Peters for 89 yards, TOUCHDOWN. @ Cincinnati, 11/10/19	<b>INTERCEPTED PASS RETURNED FOR A TOUCHDOWN</b>	89 YDs, Darqueze Dennard: (10:36) 5-J.Flacco pass short middle intended for 10-C.Moore INTERCEPTED by 21-D.Dennard at CIN 11. 21-D.Dennard for 89 yards, TOUCHDOWN. Flacco's first interception in 134 attempts. vs. Cincinnati, 12/31/17
53 YDs, Patrick Queen: (8:35) (Shotgun) 9-J.Burrow pass short left to 80-M.Thomas to BLT 44 for 9 yards (44-M.Humphrey). FUMBLES (44-M.Humphrey), RECOVERED by BLT-48-P.Queen at BLT 47. 48-P.Queen for 53 yards, TOUCHDOWN. vs. Cincinnati, 10/11/20	<b>FUMBLE RETURNED FOR A TOUCHDOWN</b>	74 YDs, Vic Beasley Jr.: (11:52) (Shotgun) 8-L.Jackson sacked at ATL 27 for -5 yards (97-G.Jarrett). FUMBLES (97-G.Jarrett) [97-G.Jarrett], RECOVERED by ATL-44-V.Beasley at ATL 26. 44-V.Beasley for 74 yards, TOUCHDOWN. PENALTY on ATL-44-V.Beasley, Unsportsmanlike Conduct, 15 yards, enforced between downs. @ Atlanta, 12/02/18
(4:27) (Shotgun) 6-D.Hodges pass incomplete short right [39-B.Carr]. PENALTY on PIT-6-D.Hodges, Intentional Grounding, 6 yards, enforced in End Zone, SAFETY. vs. Pittsburgh, 12/29/19	<b>SAFETY SCORED</b>	Malcom Brown: (10:53) 30-K.Dixon right tackle tackled in End Zone for -1 yards, SAFETY (90-M.Brown, 23-P.Chung). @ New England, 12/12/16

Baltimore 21, Tennessee 0 @ Tennessee, 10/14/18	<b>SHUTOUT</b>	Tampa Bay 25, Baltimore 0 vs. Tampa Bay, 09/15/02
4.0 SK, Peter Boulware vs. Minnesota, 01/07/02	<b>FOUR SACK GAME</b>	4.0 SK, Antwan Barnes @ San Diego, 12/18/11
3.0 SK, Matthew Judon vs. Oakland, 11/25/18	<b>THREE SACK GAME</b>	3.0 SK, Vincent Rey vs. Cincinnati, 11/10/13
2.0 SK, Matthew Judon @ Washington, 10/04/20	<b>TWO SACK GAME</b>	2.0 SK, Chris Jones vs. Kansas City, 09/28/20

## SPECIAL TEAMS

93 YDs, Devin Duvernay: 7-H.Butker kicks 58 yards from KC 35 to BLT 7. 13-D.Duvernay for 93 yards, TOUCHDOWN. vs. Kansas City, 09/28/20	<b>KICKOFF RETURNED FOR A TOUCHDOWN</b>	92 YDs, Brandon Wilson: 9-J.Tucker kicks 57 yards from BLT 35 to CIN 8. 40-B.Wilson for 92 yards, TOUCHDOWN. vs. Cincinnati, 10/13/19
70 YDs, Cyrus Jones: (13:01) (Punt formation) 5-J.Townsend punts 52 yards to BLT 30, Center-47-T.Sieg. 27-C.Jones for 70 yards, TOUCHDOWN. vs. Oakland, 11/25/18	<b>PUNT RETURNED FOR A TOUCHDOWN</b>	85 YDs, Jamison Crowder: (5:11) (Punt formation) 4-S.Koch punts 45 yards to WAS 15, Center-46-M.Cox. 80-J.Crowder for 85 yards, TOUCHDOWN. vs. Washington, 10/09/16

Brent Urban: (:03) 6-T.Coons 51 yard field goal is BLOCKED (96-B.Urban), Center-47-C.Hughlett, Holder-8-A.Lee, RECOVERED by BLT-33-W.Hill at BLT 36. 33-W.Hill for 64 yards, TOUCHDOWN. @ Cleveland, 11/30/15	<b>BLOCKED FIELD GOAL RETURNED FOR A TOUCHDOWN</b>	* Never Has Happened *
Javorius Allen: (13:44) (Punt formation) 4-J.Berry punt is BLOCKED by 37-J.Allen, Center-60-G.Warren, RECOVERED by BLT-10-C.Moore at PIT 14. 10-C.Moore for 14 yards, TOUCHDOWN. vs. Pittsburgh, 11/06/16	<b>BLOCKED PUNT RETURNED FOR A TOUCHDOWN</b>	Tarell Basham: (12:13) (Punt formation) 4-S.Koch punt is BLOCKED by 93-T.Basham, Center-46-M.Cox, RECOVERED by NYJ-49-B.Bello at BLT 14. 49-B.Bello for 14 yards, TOUCHDOWN. vs. N.Y. Jets, 12/12/19
51 YDs, Justin Tucker: (9:02) (Field Goal formation) 9-J.Tucker 51 yard field goal is GOOD, Center-46-M.Cox, Holder-4-S.Koch. vs. Arizona, 09/15/19	<b>MADE FIELD GOAL OF 50 YARDS OR LONGER</b>	54 YDs, Jason Sanders: (10:43) (Field Goal formation) 7-J.Sanders 54 yard field goal is GOOD, Center-46-T.Pepper, Holder-2-M.Haack. @ Miami, 09/08/19
48 YDs, Justin Tucker: (:05) (Field Goal formation) 9-J.Tucker 48 yard field goal is BLOCKED (21-D.Ward), Center-46-M.Cox, Holder-4-S.Koch, recovered by BLT-46-M.Cox at CLV 7. @ Cleveland, 10/07/18	<b>BLOCKED FIELD GOAL</b>	49 YDs, Sam Ficken: (5:13) (Field Goal formation) 9-S.Ficken 49 yard field goal is BLOCKED (42-P.Ricard), Center-42-T.Hennessy, Holder-4-L.Edwards. vs. N.Y. Jets, 12/12/19
Sam Koch: (12:13) (Punt formation) 4-S.Koch punt is BLOCKED by 93-T.Basham, Center-46-M.Cox, RECOVERED by NYJ-49-B.Bello at BLT 14. 49-B.Bello for 14 yards, TOUCHDOWN. vs. N.Y. Jets, 12/12/19	<b>BLOCKED PUNT</b>	Jordan Berry: (13:44) (Punt formation) 4-J.Berry punt is BLOCKED by 37-J.Allen, Center-60-G.Warren, RECOVERED by BLT-10-C.Moore at PIT 14. 10-C.Moore for 14 yards, TOUCHDOWN. vs. Pittsburgh, 11/06/16

# THE LAST TIME IT HAPPENED

Justin Tucker: 9-J.Tucker extra point is No Good, Wide Left, Center-46-M.Cox, Holder-4-S.Koch. vs. N.Y. Jets, 12/12/19

**MISSED POINT AFTER TOUCHDOWN ATTEMPT**

Harrison Butker: 7-H.Butker extra point is No Good, Wide Left, Center-41-J.Winchester, Holder-5-T.Townsend. vs. Kansas City, 09/28/20

Patrick Murray: 2-P.Murray extra point is Blocked (93-L.Guy), Center-47-C.Hughlett, Holder-4-B.Colquitt. DEFENSIVE TWO-POINT ATTEMPT. 36-T.Young recovered the blocked kick. ATTEMPT SUCCEEDS. @ Cleveland, 09/18/16

**POINT AFTER TOUCHDOWN ATTEMPT BLOCKED**

Steven Hauschka: 6-S.Hauschka extra point is Blocked (92-S.Rogers), Center-70-M.Katula, Holder-4-S.Koch. @ Cleveland, 11/16/09

10 YDs, Matt Stover: kicks outside 10 yards from BLT 30 to BLT 40. RECOVERED by BLT-E.Hartwell. vs. Green Bay, 10/14/01

**SUCCESSFUL ONSIDE KICK**

Johnathan Cyprien: 10-J.Scobee kicks outside 17 yards from JAX 35 to BLT 48. RECOVERED by JAX-37-J.Cyprien. vs. Jacksonville, 12/14/14

5 FG, Justin Tucker: (48, 29, 48, 45, 39) vs. San Diego, 11/01/15

**FIVE FIELD GOALS**

6 FG, Kai Forbath: (52, 51, 43, 43, 34, 32) @ Minnesota, 10/22/17

4 FG, Justin Tucker: (32, 39, 47, 20) @ Houston, 09/20/20

**FOUR FIELD GOALS**

4 FG, Chris Boswell: (52, 43, 24, 46) @ Pittsburgh, 12/10/17

4 FG, Justin Tucker: (32, 39, 47, 20) @ Houston, 09/20/20

**THREE FIELD GOALS**

3 FG, Ka'imi Fairbairn: (44, 35, 45) @ Houston, 09/20/20

## TEAM/MISCELLANEOUS

643 YDs, Baltimore 643, Miami 200 @ Miami, 09/08/19

**500 TOTAL YARDS OF OFFENSE**

517 YDs, Kansas City 517, Baltimore 228 vs. Kansas City, 09/28/20

407 YDs, Baltimore 407, Houston 304 @ Houston, 09/20/20

**400 TOTAL YARDS OF OFFENSE**

426 YDs, Baltimore 463, Cleveland 426 vs. Cleveland, 12/30/18

ST: (8:16) L.Jackson left end for 5 yards, TOUCHDOWN.ST: (11:20) (Shotgun) L.Jackson pass short right to M.Crabtree for 8 yards, TOUCHDOWN.DEF: (6:11) (No Huddle, Shotgun) D.Carr sacked at OAK 33 for -5 yards (M.Judon). FUMBLES (M.Judon) [M.Judon], RECOVERED by BLT-T.Suggs at OAK 43. T.Suggs for 43 yards, TOUCHDOWN. Suggs' 3rd career touchdown.OFF: (13:01) (Punt formation) J.Townsend punts 52 yards to BLT 30, Center-T.Sieg. C.Jones for 70 yards, TOUCHDOWN. vs. Oakland, 11/25/18

**TOUCHDOWN ON OFFENSE, DEFENSE AND SPECIAL TEAMS**

\* Never Has Happened \*

Mark Ingram II: TWO-POINT CONVERSION ATTEMPT. 21-M.Ingram II rushes right guard. ATTEMPT SUCCEEDS. Mark Ingram runs around RE. vs. N.Y. Jets, 12/12/19

**MADE TWO-POINT CONVERSION**

Sam Darnold: TWO-POINT CONVERSION ATTEMPT. 14-S.Darnold pass to 11-Ro.Anderson is complete. ATTEMPT SUCCEEDS. vs. N.Y. Jets, 12/12/19

Lamar Jackson/Lamar Jackson/Lamar Jackson: (Pass formation) TWO-POINT CONVERSION ATTEMPT. 8-L.Jackson rushes left end. ATTEMPT FAILS.(Pass formation) TWO-POINT CONVERSION ATTEMPT. 8-L.Jackson pass to 86-N.Boyle is incomplete. ATTEMPT FAILS.TWO-POINT CONVERSION ATTEMPT. 8-L.Jackson rushes left end. ATTEMPT FAILS. @ Kansas City, 09/22/19

**FAILED TWO-POINT CONVERSION**

Baker Mayfield: TWO-POINT CONVERSION ATTEMPT. 6-B.Mayfield pass to 83-R.Seals-Jones is incomplete. ATTEMPT FAILS. @ Cleveland, 12/22/19

Baltimore 59, Miami 10 @ Miami, 09/08/19

**50 POINTS**

\* Never Has Happened \*

Baltimore 42, N.Y. Jets 21 vs. N.Y. Jets, 12/12/19

**40 POINTS**

Cleveland 40, Baltimore 25 vs. Cleveland, 09/29/19

Baltimore 26, Pittsburgh 23 @ Pittsburgh, 10/06/19

**OVERTIME WIN**

Kansas City 27, Baltimore 24 @ Kansas City, 12/09/18

Kansas City 27, Baltimore 24 @ Kansas City, 12/09/18

**OVERTIME LOSS**

Baltimore 26, Pittsburgh 23 @ Pittsburgh, 10/06/19

Baltimore 10, Philadelphia 10 vs. Philadelphia, 11/16/97

**OVERTIME TIE**

Baltimore 10, Philadelphia 10 vs. Philadelphia, 11/16/97

# TEAM RECORD WHEN...

## RAVENS 2020 REGULAR SEASON RECORD WHEN...

CATEGORY	2020 SEASON		ALL-TIME		CATEGORY	2020 SEASON		ALL-TIME	
	W-L-T		W-L-T			W-L-T		W-L-T	
OVERALL	4-1		218-170-1		IN SEPTEMBER	2-1		52-33	
HOME	2-1		135-59-1		IN OCTOBER	2-0		41-52	
RAVENS AT M&T BANK STADIUM	2-1		128-51		IN NOVEMBER	0-0		61-39-1	
RAVENS ON THE ROAD	2-0		83-111		IN DECEMBER	0-0		59-41	
RAVENS OUTDOORS	3-1		211-155-1		IN JANUARY	0-0		5-4	
RAVENS INDOORS	1-0		7-15						
RAVENS SCORE FIRST	4-1		152-55-1		ON SUNDAY NIGHT	0-0		15-12	
OPPONENT SCORES FIRST	0-0		66-115		ON THURSDAY NIGHT	0-0		8-5	
RAVENS SCORE ON FIRST POSSESSION	2-1		94-48		ON MONDAY NIGHT	0-1		13-12	
RAVENS SCORE 20 OR MORE POINTS	4-1		173-64		ON SATURDAY	0-0		4-1	
RAVENS SCORE 19 OR LESS POINTS	0-0		45-106-1		DAY GAMES	4-0		180-140-1	
RAVENS ALLOW 20 OR MORE	0-1		53-132		NIGHT GAMES	0-1		38-30	
RAVENS ALLOW 19 OR LESS POINTS	4-0		165-38-1						
RAVENS LEAD AFTER 1ST QUARTER	4-0		131-33-1		VS. AFC NORTH OVERALL	2-0		65-45	
RAVENS TRAIL AFTER 1ST QUARTER	0-1		43-96		VS. AFC NORTH AT HOME	2-0		39-17	
SCORE TIED AFTER 1ST QUARTER	0-0		44-41		VS. AFC NORTH ON THE ROAD	0-0		26-28	
RAVENS LEAD AT HALFTIME	4-0		170-32-1		VS. AFC	3-1		163-131	
RAVENS TRAIL AT HALFTIME	0-1		34-122		VS. AFC EAST	0-0		27-20	
SCORE TIED AT HALFTIME	0-0		14-16		VS. AFC SOUTH	1-0		20-17	
RAVENS LEAD AFTER 3RD QUARTER	4-0		184-28-1		VS. AFC WEST	0-1		25-21	
RAVENS TRAIL AFTER 3RD QUARTER	0-1		28-134						
SCORE TIED AFTER 3RD QUARTER	0-0		6-8		VS. NFC	1-0		55-39-1	
GAME GOES TO OVERTIME	0-0		13-13-1		VS. NFC EAST	1-0		14-9-1	
					VS. NFC SOUTH	0-0		12-8	
RAVENS HAVE + TURNOVER RATIO	3-0		136-24		VS. NFC NORTH	0-0		8-8	
RAVENS HAVE - TURNOVER RATIO	1-0		36-111-1		VS. NFC WEST	0-0		18-9	
TURNOVER RATIO EVEN	0-1		46-35						
RAVENS HAVE 30:00+TOP	1-0		157-57-1		RAVENS WEARING COLOR RUSH (ALL PURPLE)	0-0		4-0	
RAVENS HAVE LESS THAN 30:00 TOP	3-1		61-113		RAVENS WEARING BLACK JERSEYS W/ WHITE PANTS	0-1		7-4	
					RAVENS WEARING BLACK JERSEYS W/ BLACK PANTS	0-0		15-5	
RAVENS HAVE 100-YARD RUSHER	0-0		78-26-1		RAVENS WEARING BLACK JERSEYS W/ PURPLE PANTS	0-0		1-0	
RAVENS HAVE 300 NET PASSING YARDS	0-0		21-21						
RAVENS HAVE 300-YARD PASSER	0-0		26-26						
RAVENS HAVE 1 100-YARD RECEIVER	1-0		47-35						
RAVENS HAVE 2 100-YARD RECEIVERS	0-0		2-2						
RAVENS SCORE A KR TD	0-1		5-5						
RAVENS SCORE A PR TD	0-0		12-3						

# REPLAY CHALLENGES

## RAVENS

Date	Opp.	Initial Ruling	Ruling Challenged	Ruling
9/20	at. Hou.	L. Jackson right tackle to BLT for 6 yards	Short of the line to gain	<b>Upheld</b>
10/11	vs. Cin.	J. Burrow pass short right to J. Mixon to CIN 45 for 8 yards (L. Fort; D. Elliott).	First down	<b>Reversed</b> – third down at CIN 44

**TOTALS 1-for-2 (50%)**

## OPPONENTS

Date	Opp.	Initial Ruling	Ruling Challenged	Ruling
------	------	----------------	-------------------	--------

**TOTALS**

## REPLAY ASSISTANT

*Last two minutes of the half and overtime and any touchdown scoring play or turnover*

Date	Opp.	Initial Ruling	Ruling Challenged	Ruling
9/13	vs. Cle.	L. Jackson pass short middle to M. Andrews for 5 yards	Touchdown	<b>Upheld</b>
9/13	vs. Cle.	N. Chubb left guard to CLV 22 for 10 yards. FUMBLES, RECOVERED by L. Fort at CLV 20. L. Fort to CLV 20 for 2 yards.	Fumble	<b>Upheld</b>
9/20	at Hou.	D. Watson pass short right to K. Coutee to HST 23 for 6 yards (M. Humphrey). FUMBLES (M. Humphrey), RECOVERED by BLT-L. Fort at HST 22. L. Fort pushed ob at HST 1 for 21 yards (L. Tunsil).	Short of the goal line	<b>Reversed</b> – touchdown

**TOTALS 2-for-3 (66.7%)**

### HARBAUGH CAREER CHALLENGE TOTALS

#### REGULAR SEASON

Year	No.	Reversed	Upheld	Pct.
2008	7	3	4	42.8
2009	11	6	5	54.5
2010	9	1	8	11.1
2011	12	8	4	66.7
2012	6	3	3	50.0
2013	12	7	5	58.3
2014	8	1	7	12.5
2015	8	3	5	37.5
2016	5	2	3	40.0
2017	9	5	4	55.6
2018	6	3	3	50.0
2019	6	0	6	0.0
2020	2	1	1	50.0
<b>Total</b>	<b>101</b>	<b>43</b>	<b>58</b>	<b>42.5</b>

#### POST SEASON

Year	No.	Reversed	Upheld	Pct.
2008	3	2	1	66.7
2009	2	1	1	50.0
2010	0	0	0	0.0
2011	1	0	1	0.0
2012	1	0	1	0.0
2013	–	–	–	–
2014	1	1	0	100.0
2015	–	–	–	–
2016	–	–	–	–
2017	–	–	–	–
2018	1	1	0	100.0
2019	–	–	–	–
2020	–	–	–	–
<b>Total</b>	<b>9</b>	<b>5</b>	<b>4</b>	<b>55.6</b>



# GAME 1: BROWNS 6, RAVENS 38

Cleveland (0-1) • Baltimore (1-0)

Sunday, September 13, 2020 • 1:00 PM EDT • M&T Bank Stadium • Baltimore

Partly Cloudy Temp: 76° F, Humidity: 72%, Wind: 5 mph • Attendance: 0 • Time: 3:01



Cleveland Browns	6	0	0	0	—	6
Baltimore Ravens	10	14	7	7	—	38

## SCORING DRIVES

TEAM	QTR	TIME	SCORING PLAY	CLE	BAL
Ravens	1	07:41	M.Andrews 5 yd. pass from L.Jackson (J.Tucker kick) (8-49, 4:38)	0	7
Ravens	1	04:38	J.Tucker 41 yd. Field Goal (4-3, 1:30)	0	10
Browns	1	01:41	D.Njoku 1 yd. pass from B.Mayfield (kick failed, hlu) (6-75, 2:57)	6	10
Ravens	2	02:53	J.Dobbins 3 yd. run (J.Tucker kick) (10-99, 5:48)	6	17
Ravens	2	00:06	M.Andrews 9 yd. pass from L.Jackson (J.Tucker kick) (7-69, 0:35)	6	24
Ravens	3	07:48	W.Snead 19 yd. pass from L.Jackson (J.Tucker kick) (6-50, 3:23)	6	31
Ravens	4	13:00	J.Dobbins 2 yd. run (J.Tucker kick) (4-20, 2:00)	6	38

### CLEVELAND BROWNS (HEAD COACH: KEVIN STEFANSKI)

OFFENSE		DEFENSE	
WR 13	O. Beckham Jr.	DE 95	M. Garrett
WR 80	J. Landry	DE 54	O. Vernon
G 75	J. Bitonio	DT 65	L. Ogunjobi
G 77	W. Teller	DT 98	S. Richardson
C 64	J. Tretter	LB 93	B. Goodson
TE 88	H. Bryant	LB 50	J. Phillips
TE 81	A. Hooper	LB 44	S. Taktaki
T 78	J. Conklin	CB 39	J. Mitchell
T 71	J. Willis Jr.	CB 21	D. Ward
QB 6	B. Mayfield	SS 42	K. Joseph
RB 24	N. Chubb	FS 23	A. Sendejo

### BALTIMORE RAVENS (HEAD COACH: JOHN HARBAUGH)

OFFENSE		DEFENSE	
WR 83	W. Snead IV	DT 93	C. Campbell
WR 80	M. Boykin	NT 98	B. Williams
LT 79	R. Stanley	DE 95	D. Wolfe
LG 77	B. Bozeman	RUSH 90	P. McPhee
C 68	M. Skura	MLB 48	P. Queen
RG 74	T. Phillips	WLB 40	M. Harrison
RT 78	O. Brown Jr.	SAM 99	M. Judon
TE 86	N. Boyle	LCB 44	M. Humphrey
QB 8	L. Jackson	SS 36	C. Clark
FB 42	P. Ricard	FS 32	D. Elliott
RB 21	M. Ingram II	RCB 24	M. Peters

OFFICIALS: Referee: Ronald Torbert (62), Umpire: Mark Pellis (131), Down Judge: Patrick Holt (106), Line Judge: Jim Mello (48), Field Judge: James Coleman (95), Side Judge: Jonah Monroe (120), Back Judge: Greg Yette (38), Replay Official: Saleem Choudhry

## CLEVELAND BROWNS

PASSING	ATT	CP	YDS	SK/YD	TD	LG	INT	RTG
Baker Mayfield	39	21	189	2/21	1	28	1	65.0
<b>TOTAL</b>	<b>39</b>	<b>21</b>	<b>189</b>	<b>2/21</b>	<b>1</b>	<b>28</b>	<b>1</b>	<b>65.0</b>

RUSHING	ATT	YDS	AVG	LG	TD
Kareem Hunt	13	72	5.5	22	0
Nick Chubb	10	60	6.0	29	0
D'Ernest Johnson	1	5	5.0	5	0
Baker Mayfield	2	3	1.5	4	0
Jamie Gillan	1	-2	-2.0	-2	0
<b>TOTAL</b>	<b>27</b>	<b>138</b>	<b>5.1</b>	<b>29</b>	<b>0</b>

RECEIVING	NO	YDS	AVG	LG	TD
Jarvis Landry	5	61	12.2	20	0
Kareem Hunt	4	9	2.3	8	0
David Njoku	3	50	16.7	28	1
Odell Beckham Jr.	3	22	7.3	16	0
Austin Hooper	2	15	7.5	9	0
Khadarel Hodge	1	12	12.0	12	0
Rashard Higgins	1	9	9.0	9	0
Nick Chubb	1	6	6.0	6	0
Harrison Bryant	1	5	5.0	5	0
<b>TOTAL</b>	<b>21</b>	<b>189</b>	<b>9.0</b>	<b>28</b>	<b>1</b>

TOP DEFENSE	TOT	SOLO	AST	SCK	YDS	INT
B.J. Goodson	9	5	4	0.0	0.0	0
Sione Takitaki	7	5	2	0.0	0.0	0
Karl Joseph	5	3	2	0.0	0.0	0

FIELD GOALS	FGA/FGM	PERCENT	RESULTS
Austin Seibert	1-0	0.0	41WR
<b>TOTAL</b>	<b>1-0</b>	<b>0.0</b>	

## BALTIMORE RAVENS

PASSING	ATT	CP	YDS	SK/YD	TD	LG	INT	RTG
Lamar Jackson	25	20	275	2/14	3	47	0	152.1
Robert Griffin III	1	1	9	0/0	0	9	0	104.2
<b>TOTAL</b>	<b>26</b>	<b>21</b>	<b>284</b>	<b>2/14</b>	<b>3</b>	<b>47</b>	<b>0</b>	<b>150.6</b>

RUSHING	ATT	YDS	AVG	LG	TD
Lamar Jackson	7	45	6.4	16	0
Mark Ingram II	10	29	2.9	8	0
J.K. Dobbins	7	22	3.1	12	2
Gus Edwards	4	17	4.3	13	0
Patrick Ricard	1	-1	-1.0	-1	0
Robert Griffin III	1	-1	-1.0	-1	0
<b>TOTAL</b>	<b>30</b>	<b>111</b>	<b>3.7</b>	<b>16</b>	<b>2</b>

RECEIVING	NO	YDS	AVG	LG	TD
Marquise Brown	5	101	20.2	47	0
Mark Andrews	5	58	11.6	21	2
Willie Snead IV	4	64	16.0	20	1
Miles Boykin	3	37	12.3	25	0
Nick Boyle	2	3	1.5	4	0
Devin Duvernay	1	12	12.0	12	0
Patrick Ricard	1	9	9.0	9	0
<b>TOTAL</b>	<b>21</b>	<b>284</b>	<b>13.5</b>	<b>47</b>	<b>3</b>

TOP DEFENSE	TOT	SOLO	AST	SCK	YDS	INT
Patrick Queen	8	4	4	1.0	7.0	0
Chuck Clark	6	4	2	0.0	0.0	0
Jihad Ward	6	1	5	0.0	0.0	0

FIELD GOALS	FGA/FGM	PERCENT	RESULTS
Justin Tucker	1-1	100.0	(41)
<b>TOTAL</b>	<b>1-1</b>	<b>100.0</b>	

## GAME HIGHLIGHTS

- Under **John Harbaugh**, the Ravens are 10-3 on Kickoff Weekend.
- On Kickoff Weekend during the Harbaugh Era (since 2008), the Ravens have outscored opponents 377-180.
- Baltimore became the first team in NFL history to win three-straight season openers by 30-or-more points (+32 today, +49 in 2019 at Miami and +44 in 2018 vs. Buffalo).
- In his past two season openers, **QB Lamar Jackson** is 37-of-45 (82.2%) passing for 599 yards, 8 TDs, 0 INTs and a perfect 158.3 rating. (Last year at Miami, he had 324 yards and 5 TDs passing.)
- First-round draft pick **LB Patrick Queen** (21 years, 1 month) became the second-youngest Raven ever to start a game. Only RB Jamal Lewis (21 years, 18 days) was younger, doing so in 2000.
- Second-round draft pick **RB J.K. Dobbins** became the first Ravens rookie to tally 2 rushing TDs in his NFL debut.

## TEAM STATISTICS

	BROWNS	RAVENS
First Downs	20	23
3rd Down Eff. (Made/Att/Pct)	3/12/25%	6/11/55%
4th Down Eff. (Made/Att/Pct)	0/3/0%	0/0/0%
Total Net Yards	306	381
Total Plays	68	58
Yards Per Play	4.5	6.6
Rushes/Net Yards	27/138	30/111
Net Passing	168	270
Pass Attempts/Completions	39/21	26/21
Had Intercepted	1	0
Sacked/Yards Lost	2/21	2/14
Punts/Average	3/45.7	3/41.7
Penalties/Yards	8/80	7/66
Fumbles/Lost	3/2	2/1
Possession Time	30:02	29:58



# GAME 2: RAVENS 33, TEXANS 16

Baltimore (2-0) • Houston (0-2)

Sunday, September 20, 2020 • 4:25 PM EDT • NRG Stadium • Houston

Indoors • Attendance: 0 • Time: 2:55



Baltimore Ravens	3	17	3	10	—	33
Houston Texans	0	10	0	6	—	16

## SCORING DRIVES

TEAM	QTR	TIME	SCORING PLAY	BAL	HOU
Ravens	1	01:14	J.Tucker 32 yd. Field Goal (12-73, 6:57)	3	0
Ravens	2	12:55	P.Ricard 1 yd. pass from L.Jackson (J.Tucker kick) (4-34, 2:05)	10	0
Texans	2	09:45	D.Fells 10 yd. pass from D.Watson (K.Fairbairn kick) (7-75, 3:10)	10	7
Ravens	2	05:31	J.Tucker 39 yd. Field Goal (9-58, 4:14)	13	7
Ravens	2	05:26	L.Fort 22 yd. fumble return (J.Tucker kick)	20	7
Texans	2	00:00	K.Fairbairn 44 yd. Field Goal (7-63, 1:06)	20	10
Ravens	3	06:24	J.Tucker 47 yd. Field Goal (14-60, 8:36)	23	10
Texans	4	14:47	K.Fairbairn 35 yd. Field Goal (14-58, 6:37)	23	13
Ravens	4	11:58	M.Ingram 30 yd. run (J.Tucker kick) (6-75, 2:49)	30	13
Texans	4	08:13	K.Fairbairn 45 yd. Field Goal (10-49, 3:45)	30	16
Ravens	4	03:44	J.Tucker 20 yd. Field Goal (13-71, 4:29)	33	16

### HOUSTON TEXANS (HEAD COACH: BILL O'BRIEN)

OFFENSE			DEFENSE		
WR	15	W. Fuller V	DE	99	J. Watt
LT	78	L. Tunsil	DT	92	B. Dunn
LG	74	M. Scharping	DE	96	P. Hall
C	66	N. Martin	LB	59	W. Mercilus
RG	73	Z. Fulton	LB	41	Z. Cunningham
RT	71	T. Howard	LB	55	B. McKinney
TE	88	J. Akins	CB	21	B. Roby
TE	87	D. Fells	CB	26	V. Hargreaves III
QB	4	D. Watson	S	20	J. Reid
RB	31	D. Johnson	S	23	E. Murray
WR	13	B. Cooks	S	33	A. Moore Jr.

### BALTIMORE RAVENS (HEAD COACH: JOHN HARBAUGH)

OFFENSE			DEFENSE		
WR	80	M. Boykin	DT	93	C. Campbell
WR	83	W. Snead IV	NT	98	B. Williams
LT	79	R. Stanley	RUSH	90	P. McPhee
LG	77	B. Bozeman	MLB	48	P. Queen
C	68	M. Skura	WLB	58	L. Fort
RG	74	T. Phillips	SAM	99	M. Judon
RT	78	O. Brown Jr.	LCB	44	M. Humphrey
TE	86	N. Boyle	SS	36	C. Clark
QB	8	L. Jackson	FS	32	D. Elliott
RB	21	M. Ingram II	RCB	24	M. Peters
WR	15	M. Brown	DB	41	A. Levine Sr.

OFFICIALS: Referee: Tony Corrente (99), Umpire: Tab Slaughter (110), Down Judge: Jerry Bergman (91), Down Judge: David Oliver (24), Field Judge: Mearl Robinson (31), Side Judge: Anthony Flemming (90), Back Judge: Todd Prukop (30), Replay Official: Tyler Cerimeli, Replay Assistant: Marvin LeBlanc

## BALTIMORE RAVENS

PASSING	ATT	CP	YDS	SK/YD	TD	LG	INT	RTG
Lamar Jackson	24	18	204	4/27	1	29	0	113.9
<b>TOTAL</b>	<b>24</b>	<b>18</b>	<b>204</b>	<b>4/27</b>	<b>1</b>	<b>29</b>	<b>0</b>	<b>113.9</b>

RUSHING	ATT	YDS	AVG	LG	TD
Gus Edwards	10	73	7.3	22	0
Mark Ingram II	9	55	6.1	30t	1
Lamar Jackson	16	54	3.4	14	0
J.K. Dobbins	2	48	24.0	44	0
<b>TOTAL</b>	<b>37</b>	<b>230</b>	<b>6.2</b>	<b>44</b>	<b>1</b>

RECEIVING	NO	YDS	AVG	LG	TD
Marquise Brown	5	42	8.4	25	0
Miles Boykin	4	38	9.5	14	0
Willie Snead IV	2	29	14.5	22	0
Mark Ingram II	2	22	11.0	18	0
Mark Andrews	1	29	29.0	29	0
Devin Duvernay	1	19	19.0	19	0
J.K. Dobbins	1	13	13.0	13	0
Nick Boyle	1	11	11.0	11	0
Patrick Ricard	1	1	1.0	1t	1
<b>TOTAL</b>	<b>18</b>	<b>204</b>	<b>11.3</b>	<b>29</b>	<b>1</b>

TOP DEFENSE	TOT	SOLO	AST	SCK	YDS	INT
Patrick Queen	9	7	2	0.0	0.0	0
Marlon Humphrey	7	6	1	0.5	0.5	0
Chuck Clark	6	4	2	0.5	4.0	0

FIELD GOALS	FGA/FGM	PERCENT	RESULTS
Justin Tucker	4-4	100.0	(32, 39, 47, 20)
<b>TOTAL</b>	<b>4-4</b>	<b>100.0</b>	

## GAME HIGHLIGHTS

- The Ravens won their 14-straight regular season game. Not since Carolina (18-straight during the 2014-15 seasons) has an NFL team won as many regular season games in a row. Baltimore also captured its seventh-straight road victory dating back to 2019.
- Baltimore closed out the win in Houston with 17-straight rushes and held the ball for 9:41 in the fourth quarter.
- With 203 rushing yards (including 186 in the second half), the Ravens surpassed the 200-ground mark for the 26th time under **John Harbaugh**. Baltimore is 24-2 when tallying at least 200 under "Harbs."
- **QB Lamar Jackson** reached 2,000 rushing yards for his career, doing so in just 33 games. He became the fastest quarterback ever to reach the 2,000 mark, surpassing Michael Vick's record of 39 games.
- **LB L.J. Fort's** FR-TD (set up by **CB Marlon Humphrey's** FF), marked Baltimore's NFL-best 10th defensive TD since the 2018 season.

## HOUSTON TEXANS

PASSING	ATT	CP	YDS	SK/YD	TD	LG	INT	RTG
Deshaun Watson	36	25	275	4/22	1	38	1	89.5
<b>TOTAL</b>	<b>36</b>	<b>25</b>	<b>275</b>	<b>4/22</b>	<b>1</b>	<b>38</b>	<b>1</b>	<b>89.5</b>

RUSHING	ATT	YDS	AVG	LG	TD
David Johnson	11	34	3.1	9	0
Deshaun Watson	5	17	3.4	8	0
Will Fuller V	1	0	0.0	0	0
<b>TOTAL</b>	<b>17</b>	<b>51</b>	<b>3.0</b>	<b>9</b>	<b>0</b>

RECEIVING	NO	YDS	AVG	LG	TD
Jordan Akins	7	55	7.9	12	0
Brandin Cooks	5	95	19.0	38	0
Randall Cobb	5	59	11.8	23	0
Darren Fells	2	23	11.5	13	1
David Johnson	2	16	8.0	9	0
Kenny Stills	2	16	8.0	13	0
Keke Coutee	2	11	5.5	6	0
<b>TOTAL</b>	<b>25</b>	<b>275</b>	<b>11.0</b>	<b>38</b>	<b>1</b>

TOP DEFENSE	TOT	SOLO	AST	SCK	YDS	INT
Zach Cunningham	15	10	5	1.0	8.0	0
Benardrick McKinney	10	3	7	0.0	0.0	0
Justin Reid	10	8	2	0.0	0.0	0

FIELD GOALS	FGA/FGM	PERCENT	RESULTS
Ka'imi Fairbairn	3-3	100.0	(44, 35, 45)
<b>TOTAL</b>	<b>3-3</b>	<b>100.0</b>	

## TEAM STATISTICS

	RAVENS	TEXANS
First Downs	23	18
3rd Down Eff. (Made/Att/Pct)	5/14/36%	3/9/33%
4th Down Eff. (Made/Att/Pct)	2/2/100%	0/1/0%
Total Net Yards	407	304
Total Plays	65	57
Yards Per Play	6.3	5.3
Rushes/Net Yards	37/230	17/51
Net Passing	177	253
Pass Attempts/Completions	24/18	36/25
Had Intercepted	0	1
Sacked/Yards Lost	4/27	4/22
Punts/Average	2/47.0	3/46.7
Penalties/Yards	3/21	4/22
Fumbles/Lost	0/0	1/1
Possession Time	34:51	25:09



# GAME 3: CHIEFS 34, RAVENS 20

Kansas City (3-0) • Baltimore (2-1)

Monday, September 28, 2020 • 8:15 PM EDT • M&T Bank Stadium • Baltimore

Mostly Cloudy Temp: 73° F, Humidity: 84%, Wind: SSE 8 mph • Attendance: 0 • Time: 2:58



<b>Kansas City Chiefs</b> .....	<b>6</b>	<b>21</b>	<b>0</b>	<b>7</b>	<b>—</b>	<b>34</b>
<b>Baltimore Ravens</b> .....	<b>3</b>	<b>7</b>	<b>3</b>	<b>7</b>	<b>—</b>	<b>20</b>

## SCORING DRIVES

TEAM	QTR	TIME	SCORING PLAY	KC	BAL
Ravens	1	09:20	J.Tucker 26 yd. Field Goal (11-67, 5:40)	0	3
Chiefs	1	06:43	P.Mahomes 3 yd. run (kick failed, wl) (6-75, 2:37)	6	3
Chiefs	2	12:52	A.Sherman 5 yd. pass from P.Mahomes (H.Butker kick) (13-68, 6:20)	13	3
Ravens	2	12:40	D.Duvernay 93 yd. kickoff return (J.Tucker kick) (0-0, 0:12)	13	10
Chiefs	2	06:40	T.Hill 20 yd. pass from P.Mahomes (H.Butker kick) (6-73, 3:26)	20	10
Chiefs	2	01:48	M.Hardman 49 yd. pass from P.Mahomes (H.Butker kick) (7-84, 2:51)	27	10
Ravens	3	06:13	J.Tucker 42 yd. Field Goal (12-55, 6:43)	27	13
Ravens	4	14:55	N.Boyle 5 yd. pass from L.Jackson (J.Tucker kick) (6-49, 3:02)	27	20
Chiefs	4	08:14	E.Fisher 2 yd. pass from P.Mahomes (H.Butker kick) (13-75, 6:41)	34	20

### KANSAS CITY CHIEFS (HEAD COACH: ANDY REID)

OFFENSE		DEFENSE	
WR	10 T. Hill	LDE	92 T. Kpassagnon
WR	14 S. Watkins	LDT	91 D. Nnadi
LT	72 E. Fisher	RDT	95 C. Jones
LG	70 K. Osemele	RDE	55 F. Clark
C	62 A. Reiter	LB	53 A. Hitchens
RG	75 M. Remmers	LB	54 D. Wilson
RT	71 M. Schwartz	LB	56 B. Niemann
TE	87 T. Kelce	LCB	38 L. Sneed
QB	15 P. Mahomes	RCB	27 R. Fenton
RB	25 C. Edwards-Helaire	FS	22 J. Thornhill
TE	48 N. Keizer	SS	32 T. Mathieu

### BALTIMORE RAVENS (HEAD COACH: JOHN HARBAUGH)

OFFENSE		DEFENSE	
WR	83 W. Snead IV	DT	93 C. Campbell
LT	79 R. Stanley	NT	98 B. Williams
LG	77 B. Bozeman	RUSH	90 P. McPhee
C	68 M. Skura	MLB	48 P. Queen
RG	74 T. Phillips	WLB	58 L. Fort
RT	78 O. Brown Jr.	SAM	99 M. Judon
TE	86 N. Boyle	LCB	24 M. Peters
QB	8 L. Jackson	SS	36 C. Clark
FB	42 P. Ricard	FS	32 D. Elliott
RB	21 M. Ingram II	RCB	22 J. Smith
WR	15 M. Brown	DB	44 M. Humphrey

OFFICIALS: Referee: John Hussey (35), Back Judge: Greg Steed (12), Umpire: Roy Ellison (81), Field Judge: Steve Zimmer (33), Line Judge: Mark Steinkirchner (84), Replay Official: Kevin Stine, Side Judge: Allen Baynes (56), Down Judge: Brian Bolinger (40)

## KANSAS CITY CHIEFS

PASSING	ATT	CP	YDS	SK/YD	TD	LG	INT	RTG
Patrick Mahomes	42	31	385	0/0	4	49	0	133.5
<b>TOTAL</b>	<b>42</b>	<b>31</b>	<b>385</b>	<b>0/0</b>	<b>4</b>	<b>49</b>	<b>0</b>	<b>133.5</b>

RUSHING	ATT	YDS	AVG	LG	TD
Clyde Edwards-Helaire	20	64	3.2	16	0
Patrick Mahomes	4	26	6.5	12	1
Tyreek Hill	2	25	12.5	22	0
Darwin Thompson	2	11	5.5	10	0
Darrel Williams	2	6	3.0	6	0
Anthony Sherman	1	0	0.0	0	0
<b>TOTAL</b>	<b>31</b>	<b>132</b>	<b>4.3</b>	<b>22</b>	<b>1</b>

RECEIVING	NO	YDS	AVG	LG	TD
Sammy Watkins	7	62	8.9	15	0
Travis Kelce	6	87	14.5	29	0
Tyreek Hill	5	77	15.4	33	1
Clyde Edwards-Helaire	5	70	14.0	24	0
Mecole Hardman	4	81	20.3	49t	1
Darrel Williams	2	1	0.5	5	0
Anthony Sherman	1	5	5.0	5t	1
Eric Fisher	1	2	2.0	2t	1
<b>TOTAL</b>	<b>31</b>	<b>385</b>	<b>12.4</b>	<b>49T</b>	<b>4</b>

TOP DEFENSE	TOT	SOLO	AST	SCK	YDS	INT
Juan Thornhill	6	5	1	0.0	0.0	0
Anthony Hitchens	5	0	5	0.0	0.0	0
Chris Jones	5	3	2	2.0	9.0	0

FIELD GOALS	FGA/FGM	PERCENT	RESULTS
Harrison Butker	1-0	0.0	42WL
<b>TOTAL</b>	<b>1-0</b>	<b>0.0</b>	

## BALTIMORE RAVENS

PASSING	ATT	CP	YDS	SK/YD	TD	LG	INT	RTG
Lamar Jackson	28	15	97	4/27	1	19	0	73.1
<b>TOTAL</b>	<b>28</b>	<b>15</b>	<b>97</b>	<b>4/27</b>	<b>1</b>	<b>19</b>	<b>0</b>	<b>73.1</b>

RUSHING	ATT	YDS	AVG	LG	TD
Lamar Jackson	9	83	9.2	30	0
Gus Edwards	4	39	9.8	24	0
Mark Ingram II	7	30	4.3	11	0
J.K. Dobbins	1	6	6.0	6	0
<b>TOTAL</b>	<b>21</b>	<b>158</b>	<b>7.5</b>	<b>30</b>	<b>0</b>

RECEIVING	NO	YDS	AVG	LG	TD
J.K. Dobbins	4	38	9.5	19	0
Mark Andrews	3	22	7.3	13	0
Marquise Brown	2	13	6.5	7	0
Devin Duvernay	2	7	3.5	7	0
Willie Snead IV	2	4	2.0	4	0
Miles Boykin	1	8	8.0	8	0
Nick Boyle	1	5	5.0	5t	1
<b>TOTAL</b>	<b>15</b>	<b>97</b>	<b>6.5</b>	<b>19</b>	<b>1</b>

TOP DEFENSE	TOT	SOLO	AST	SCK	YDS	INT
Chuck Clark	10	6	4	0.0	0.0	0
Brandon Williams	7	7	0	0.0	0.0	0
Derek Wolfe	6	1	5	0.0	0.0	0

FIELD GOALS	FGA/FGM	PERCENT	RESULTS
Justin Tucker	2-2	100.0	(26, 42)
<b>TOTAL</b>	<b>2-2</b>	<b>100.0</b>	

## GAME HIGHLIGHTS

- Kansas City snapped Baltimore's 14-game winning streak in regular season play. Prior to facing the Chiefs, the Ravens had not lost in the regular season since Week 4 of 2019.
- The Ravens finished with a 7.5 yards-per-carry average, which is the third-highest single-game clip in franchise history (8.37 vs. Cle. on 9/14/03 & 7.7 vs. Det. on 12/13/09).
- With 83 rushing yards, **QB Lamar Jackson** passed Cam Newton for the most rushing yards ever by a QB in his first three NFL seasons: Lamar Jackson – 2,083; Cam Newton – 2,032; Russell Wilson – 1,877; Robert Griffin – 1,480.
- Rookie **WR Devin Duvernay** produced a 93-yard KOR-TD in the second quarter. It marked the NFL's first KOR-TD of 2020 and was the Ravens' sixth KOR-TD since 2011. Only the Vikings (7) have more KOR-TDs since '11.
- Duvernay became the fifth rookie in Ravens history to return a kickoff for a TD: Patrick Johnson (1998), Yamon Figurs (2007), Lardarius Webb (2009) and David Reed (2010).

## TEAM STATISTICS

	CHIEFS	RAVENS
First Downs	29	16
3rd Down Eff. (Made/Att/Pct)	10/13/77%	3/9/33%
4th Down Eff. (Made/Att/Pct)	0/2/0%	0/1/0%
Total Net Yards	517	228
Total Plays	73	53
Yards Per Play	7.1	4.3
Rushes/Net Yards	31/132	21/158
Net Passing	385	70
Pass Attempts/Completions	42/31	28/15
Had Intercepted	0	0
Sacked/Yards Lost	0/0	4/27
Punts/Average	1/58.0	3/49.0
Penalties/Yards	6/38	6/45
Fumbles/Lost	1/1	3/1
Possession Time	33:56	26:04





# GAME 4: RAVENS 31, WASHINGTON 17

Baltimore (3-1) • Washington (1-3)

Sunday, October 4, 2020 • 1:00 PM EDT • FedExField • Washington  
Sunny Temp: 65° F, Humidity: 45%, Wind: NE 5 mph • Attendance: 0 • Time: 2:50



<b>Baltimore Ravens</b> .....	<b>7</b>	<b>14</b>	<b>7</b>	<b>3</b>	<b>—</b>	<b>31</b>
<b>Washington</b> .....	<b>0</b>	<b>10</b>	<b>0</b>	<b>7</b>	<b>—</b>	<b>17</b>

## SCORING DRIVES

TEAM	QTR	TIME	SCORING PLAY	BAL	WAS
Ravens	1	02:09	M.Ingram 1 yd. run (J.Tucker kick) (2-34, 0:42)	7	0
Ravens	2	09:56	L.Jackson 50 yd. run (J.Tucker kick) (3-56, 1:30)	14	0
Washington	2	04:41	A.Gibson 2 yd. run (D.Hopkins kick) (10-75, 5:15)	14	7
Ravens	2	01:49	M.Andrews 25 yd. pass from L.Jackson (J.Tucker kick) (8-75, 2:52)	21	7
Washington	2	00:00	D.Hopkins 43 yd. Field Goal (3-12, 0:31)	21	10
Ravens	3	08:42	M.Andrews 22 yd. pass from L.Jackson (J.Tucker kick) (10-75, 6:18)	28	10
Ravens	4	05:16	J.Tucker 46 yd. Field Goal (10-64, 6:19)	31	10
Washington	4	02:05	D.Haskins 1 yd. run (D.Hopkins kick) (4-42, 1:24)	31	17

WASHINGTON			DEFENSE		
OFFENSE			DEFENSE		
WR 80	D. Inman	DL 91	R. Kerrigan		
WR 17	T. McLaurin	DL 94	D. Payne		
WR 83	I. Wright	DL 93	J. Allen		
G 67	W. Martin	DL 90	M. Sweat		
G 71	W. Schweitzer	LB 53	J. Bostic		
C 73	C. Roullier	LB 54	K. Pierre-Louis		
TE 82	L. Thomas	CB 23	R. Darby		
T 74	G. Christian Sr.	CB 29	K. Fuller		
T 76	M. Moses	S 30	T. Apke		
QB 7	D. Haskins Jr.	S 26	L. Collins		
RB 41	J. McKissic	S 31	K. Curi		
BALTIMORE RAVENS (HEAD COACH: JOHN HARBAUGH)					
OFFENSE			DEFENSE		
WR 80	M. Boykin	DT 93	C. Campbell		
LT 78	O. Brown Jr.	NT 98	B. Williams		
LG 77	B. Bozeman	RUSH 90	P. McPhee		
C 68	M. Skura	MLB 48	P. Queen		
RG 74	T. Phillips	WLB 58	L. Fort		
RT 70	D. Fluker	SAM 99	M. Judon		
TE 89	M. Andrews	LCB 24	M. Peters		
TE 86	N. Boyle	SS 36	C. Clark		
QB 8	L. Jackson	FS 32	D. Elliott		
RB 21	M. Ingram II	RCB 23	A. Averett		
WR 15	M. Brown	DB 44	M. Humphrey		

OFFICIALS: Referee: Adrian Hill (29), Umpire: Paul King (121), Down Judge: Ed Camp (134), Side Judge: Keith Washington (7), Back Judge: Greg Steed (12), Line Judge: Kevin Codey (16), Field Judge: Dominique Pender (114), Replay Official: Mike Wimmer, Replay Assistant: Desiree Abrams

## BALTIMORE RAVENS

PASSING	ATT	CP	YDS	SK/YD	TD	LG	INT	RTG
Lamar Jackson	21	14	193	1/2	2	33	1	107.8
Sam Koch	1	1	15	0/0	0	15	0	118.8
Robert Griffin III	1	0	0	0/0	0	0	1	0.0
<b>TOTAL</b>	<b>23</b>	<b>15</b>	<b>208</b>	<b>1/2</b>	<b>2</b>	<b>33</b>	<b>2</b>	<b>86.9</b>

RUSHING	ATT	YDS	AVG	LG	TD
Lamar Jackson	7	53	7.6	50t	1
Gus Edwards	9	38	4.2	13	0
Mark Ingram II	8	34	4.3	8	1
J.K. Dobbins	5	16	3.2	14	0
Robert Griffin III	3	3	1.0	5	0
<b>TOTAL</b>	<b>32</b>	<b>144</b>	<b>4.5</b>	<b>50T</b>	<b>2</b>

RECEIVING	NO	YDS	AVG	LG	TD
Marquise Brown	4	86	21.5	33	0
Mark Andrews	3	57	19.0	25t	2
Miles Boykin	2	28	14.0	15	0
Willie Snead IV	2	20	10.0	10	0
Nick Boyle	1	9	9.0	9	0
Devin Duvernay	1	4	4.0	4	0
Mark Ingram II	1	3	3.0	3	0
J.K. Dobbins	1	1	1.0	1	0
<b>TOTAL</b>	<b>15</b>	<b>208</b>	<b>13.9</b>	<b>33</b>	<b>2</b>

TOP DEFENSE	TOT	SOLO	AST	SCK	YDS	INT
Patrick Queen	12	9	3	0.0	0.0	0
Marlon Humphrey	9	8	1	0.0	0.0	0
Chuck Clark	6	3	3	0.0	0.0	0

FIELD GOALS	FGA/FGM	PERCENT	RESULTS
Justin Tucker	1-1	100.0	(46)
<b>TOTAL</b>	<b>1-1</b>	<b>100.0</b>	

## WASHINGTON

PASSING	ATT	CP	YDS	SK/YD	TD	LG	INT	RTG
Dwayne Haskins Jr.	45	32	314	3/40	0	40	0	90.4
<b>TOTAL</b>	<b>45</b>	<b>32</b>	<b>314</b>	<b>3/40</b>	<b>0</b>	<b>40</b>	<b>0</b>	<b>90.4</b>

RUSHING	ATT	YDS	AVG	LG	TD
Antonio Gibson	13	46	3.5	10	1
Isaiah Wright	1	9	9.0	9	0
J.D. McKissic	2	6	3.0	5	0
Peyton Barber	3	5	1.7	3	0
Dwayne Haskins Jr.	3	3	1.0	2	1
<b>TOTAL</b>	<b>22</b>	<b>69</b>	<b>3.1</b>	<b>10</b>	<b>2</b>

RECEIVING	NO	YDS	AVG	LG	TD
Terry McLaurin	10	118	11.8	39	0
J.D. McKissic	7	40	5.7	12	0
Antonio Gibson	4	82	20.5	40	0
Dontrelle Inman	4	29	7.3	13	0
Isaiah Wright	4	20	5.0	11	0
Cam Sims	2	17	8.5	9	0
Logan Thomas	1	8	8.0	8	0
<b>TOTAL</b>	<b>32</b>	<b>314</b>	<b>9.8</b>	<b>40</b>	<b>0</b>

TOP DEFENSE	TOT	SOLO	AST	SCK	YDS	INT
Jon Bostic	14	6	8	0.0	0.0	0
Landon Collins	8	4	4	0.0	0.0	0
Kevin Pierre-Louis	6	4	2	0.0	0.0	0

FIELD GOALS	FGA/FGM	PERCENT	RESULTS
Dustin Hopkins	2-1	50.0	54LU (43)
<b>TOTAL</b>	<b>2-1</b>	<b>50.0</b>	

## GAME HIGHLIGHTS

- The Ravens won their eighth-straight away game, marking the NFL's longest active streak. Baltimore has scored 33.6 ppg and allowed 15.4 ppg in these victories. **QB Lamar Jackson** has thrown 18 TDs and just 5 INTs in these eight road wins, producing a 112.7 passer rating.
- The Ravens successfully converted a fourth-and-9 fake punt in the second quarter when P Sam Koch connected with **WR Miles Boykin** for a 15-yard gain. (This led to a TD catch by TE Mark Andrews later on the drive.) Koch, who is now 7-of-7 passing for 82 yards and a 115.5 career passer rating.
- QB Lamar Jackson** became the fastest QB in league history (35 games) to reach 5,000 passing yards and 2,000 rushing yards. Additionally, Jackson's 50-yard TD run was the longest rushing score by a QB in the last five seasons. (Marcus Mariota – 87 yards in 2015 – was the last with a longer one.)
- With **CB Marlon Humphrey's** FF and subsequent FR by **CB Marcus Peters**, the Ravens forced a turnover in their 17th-consecutive game, marking the second-longest stretch in team history.

## TEAM STATISTICS

	RAVENS	WASHINGTON
First Downs	18	24
3rd Down Eff. (Made/Att/Pct)	5/11/45%	4/13/31%
4th Down Eff. (Made/Att/Pct)	2/2/100%	2/3/67%
Total Net Yards	350	343
Total Plays	56	70
Yards Per Play	6.3	4.9
Rushes/Net Yards	32/144	22/69
Net Passing	206	274
Pass Attempts/Completions	23/15	45/32
Had Intercepted	2	0
Sacked/Yards Lost	1/2	3/40
Punts/Average	3/47.0	5/45.8
Penalties/Yards	5/30	2/20
Fumbles/Lost	0/0	1/1
Possession Time	29:22	30:38



# GAME 5: BENGALS 3, RAVENS 27

Cincinnati (1-3-1) • Baltimore (4-1)

Sunday, October 11, 2020 • 1:00 PM EDT • M&T Bank Stadium • Baltimore

Cloudy Temp: 69° F, Humidity: 92%, Wind: ESE 3 mph • Attendance: 0 • Time: 2:57



Cincinnati Bengals	0	0	0	3	—	3
Baltimore Ravens	10	7	3	7	—	27

## SCORING DRIVES

TEAM	QTR	TIME	SCORING PLAY	CIN	BAL
Ravens	1	10:40	J.Tucker 46 yd. Field Goal (6-52, 2:07)	0	3
Ravens	1	00:40	M.Andrews 5 yd. pass from L.Jackson (J.Tucker kick) (15-62, 7:19)	0	10
Ravens	2	14:56	M.Brown 2 yd. pass from L.Jackson (J.Tucker kick) (2-31, 0:24)	0	17
Ravens	3	02:36	J.Tucker 39 yd. Field Goal (7-44, 3:32)	0	20
Ravens	4	08:21	P.Queen 53 yd. fumble return (J.Tucker kick)	0	27
Bengals	4	00:32	R.Bullock 38 yd. Field Goal (14-55, 7:49)	3	27

### CINCINNATI BENGALS

OFFENSE			DEFENSE		
WR	83	T. Boyd	DE	94	S. Hubbard
WR	18	A. Green	DE	58	C. Lawson
WR	85	T. Higgins	DT	99	C. Covington
G	60	M. Jordan	DT	98	D. Reader
G	62	A. Redmond	LB	56	J. Bynes
C	66	T. Hopkins	LB	59	A. Davis-Gaither
OT	68	B. Hart	LB	57	G. Pratt
OT	73	J. Williams	CB	22	W. Jackson III
TE	89	D. Sample	CB	38	L. Sims
QB	9	J. Burrow	S	30	J. Bates III
HB	28	J. Mixon	S	24	V. Bell

### BALTIMORE RAVENS (HEAD COACH: JOHN HARBAUGH)

OFFENSE			DEFENSE		
WR	83	W. Snead IV	DT	93	C. Campbell
LT	79	R. Stanley	NT	98	B. Williams
LG	77	B. Bozeman	RUSH	90	P. McPhee
C	68	M. Skura	MLB	48	P. Queen
RG	65	P. Mekari	WLB	58	L. Fort
RT	78	O. Brown Jr.	SAM	99	M. Judon
TE	86	N. Boyle	LCB	24	M. Peters
QB	8	L. Jackson	SS	36	C. Clark
FB	42	P. Ricard	FS	32	D. Elliott
RB	21	M. Ingram II	RCB	22	J. Smith
WR	15	M. Brown	DB	44	M. Humphrey

OFFICIALS: Referee: Jerome Boger (23), Umpire: Barry Anderson (20), Down Judge: Tripp Sutter (37), Line Judge: Rusty Baynes (59), Field Judge: Tra Blake (33), Side Judge: Scott Edwards (3), Back Judge: Brad Freeman (88), Replay Official: Ross Smith, Replay Assistant: Jamar Law

## CINCINNATI BENGALS

PASSING	ATT	CP	YDS	SK/YD	TD	LG	INT	RTG
Joe Burrow	30	19	183	7/48	0	26	1	66.4
<b>TOTAL</b>	<b>30</b>	<b>19</b>	<b>183</b>	<b>7/48</b>	<b>0</b>	<b>26</b>	<b>1</b>	<b>66.4</b>

RUSHING	ATT	YDS	AVG	LG	TD
Joe Mixon	24	59	2.5	7	0
Joe Burrow	3	10	3.3	6	0
Mike Thomas	1	1	1.0	1	0
<b>TOTAL</b>	<b>28</b>	<b>70</b>	<b>2.5</b>	<b>7</b>	<b>0</b>

RECEIVING	NO	YDS	AVG	LG	TD
Joe Mixon	6	35	5.8	19	0
Tee Higgins	4	62	15.5	26	0
Tyler Boyd	4	42	10.5	14	0
Drew Sample	2	22	11.0	14	0
Auden Tate	1	12	12.0	12	0
Mike Thomas	1	6	6.0	6	0
Giovani Bernard	1	4	4.0	4	0
<b>TOTAL</b>	<b>19</b>	<b>183</b>	<b>9.6</b>	<b>26</b>	<b>0</b>

TOP DEFENSE	TOT	SOLO	AST	SCK	YDS	INT
Josh Byner	8	2	6	0.0	0.0	0
Jessie Bates III	7	6	1	0.0	0.0	0
Germaine Pratt	6	5	1	0.0	0.0	0

FIELD GOALS	FGA/FGM	PERCENT	RESULTS
Randy Bullock	1-1	100.0	(38)
<b>TOTAL</b>	<b>1-1</b>	<b>100.0</b>	

## BALTIMORE RAVENS

PASSING	ATT	CP	YDS	SK/YD	TD	LG	INT	RTG
Lamar Jackson	37	19	180	1/9	2	30	1	71.9
<b>TOTAL</b>	<b>37</b>	<b>19</b>	<b>180</b>	<b>1/9</b>	<b>2</b>	<b>30</b>	<b>1</b>	<b>71.9</b>

RUSHING	ATT	YDS	AVG	LG	TD
Mark Ingram II	11	57	5.2	20	0
Devin Duvernay	1	42	42.0	42	0
J.K. Dobbins	1	34	34.0	34	0
Gus Edwards	7	25	3.6	6	0
Lamar Jackson	2	3	1.5	7	0
Marquise Brown	1	1	1.0	1	0
Robert Griffin III	1	-1	-1.0	-1	0
<b>TOTAL</b>	<b>24</b>	<b>161</b>	<b>6.7</b>	<b>42</b>	<b>0</b>

RECEIVING	NO	YDS	AVG	LG	TD
Marquise Brown	6	77	12.8	30	1
Mark Andrews	6	56	9.3	14	1
J.K. Dobbins	3	21	7.0	9	0
Devin Duvernay	2	17	8.5	9	0
Patrick Ricard	1	7	7.0	7	0
Nick Boyle	1	2	2.0	2	0
<b>TOTAL</b>	<b>19</b>	<b>180</b>	<b>9.5</b>	<b>30</b>	<b>2</b>

TOP DEFENSE	TOT	SOLO	AST	SCK	YDS	INT
Chuck Clark	9	5	4	1.0	7.0	0
Patrick Queen	9	6	3	1.0	6.0	0
Jaylon Ferguson	6	3	3	0.0	0.0	0

FIELD GOALS	FGA/FGM	PERCENT	RESULTS
Justin Tucker	3-2	66.7	(46) 61WR (39)
<b>TOTAL</b>	<b>3-2</b>	<b>66.7</b>	

## GAME HIGHLIGHTS

- The Ravens improved to 4-1 for the sixth time in franchise history (2000, 2006, 2010, 2011, 2012 & 2020), including for the fourth time under head coach **John Harbaugh**.
- LB Patrick Queen**'s 52-yard FR-TD is the fifth-longest FR in Ravens history. It also marks the Ravens' second defensive TD of the season (FR-TD by **LB L.J. Fort** at Hou. in Week 2) and their NFL-high 11th since 2018, when **Don Martindale** became Baltimore's defensive coordinator.
- Baltimore's 7 overall sacks today tie for the fourth most in a game in team history and are the most in a game since producing 7 on 11/17/19 vs. Hou.
- The Ravens' 15 QB hits today tie for their third most dating back to 2006, when the stat began being track. (The record is 22 at Cle. in 2006.)
- P Sam Koch** moved into a first-place tie with OLB Terrell Suggs for the most regular season games (229) played in Ravens history. Prior to today, Koch was tied with Ray Lewis (228) for second.

## TEAM STATISTICS

	BENGALS	RAVENS
First Downs	12	17
3rd Down Eff. (Made/Att/Pct)	3/16/19%	7/15/47%
4th Down Eff. (Made/Att/Pct)	2/3/67%	0/1/0%
Total Net Yards	205	332
Total Plays	65	62
Yards Per Play	3.2	5.4
Rushes/Net Yards	28/70	24/161
Net Passing	135	171
Pass Attempts/Completions	30/19	37/19
Had Intercepted	1	1
Sacked/Yards Lost	7/48	1/9
Punts/Average	7/50.1	4/44.3
Penalties/Yards	5/40	4/25
Fumbles/Lost	3/2	0/0
Possession Time	34:39	25:21