



BALTIMORE RAVENS GAME RELEASE

UNDER ARMOUR PERFORMANCE CENTER | 1 WINNING DRIVE | OWINGS MILLS, MD

PH: 410-701-4000 | BALTIMORERAVENS.COM | TWITTER: @RAVENS

WORLD CHAMPIONS: SUPER BOWL XXXV (2000) & SUPER BOWL XLVII (2012)

SEASON OVERVIEW

TEAM

- Baltimore earned its third-straight playoff berth – and ninth in head coach **John Harbaugh's** 13-year tenure – by posting an 11-5 record after closing out regular season play with five-consecutive victories.
- After starting the season 5-1, the Ravens dropped four of their next five games while battling injuries to several key players and fighting their way through multiple COVID-19 cases that saw nine starters (including **QB Lamar Jackson** and six other Pro Bowlers) miss the Week 12 game at Pittsburgh. (That game was re-scheduled three times before finally being played on Wednesday, Dec. 2.)
- Since dropping that 19-14 decision at Pittsburgh, the Ravens have rattled off five-straight wins, securing the conference's No. 5 playoff seed and a second-place AFC North finish behind 12-4 Pittsburgh.

OFFENSE

- The Ravens' rushing attack finished No. 1 in the NFL (191.9 ypg) and produced the third-most yards (3,071) in a 16-game NFL season. (In 2019, Baltimore set the record with 3,296 rushing yards.)
- Baltimore had three players – **QB Lamar Jackson** (1,005), **RB J.K. Dobbins** (805) & **RB Gus Edwards** (723) – rush for over 700 yards each, while Jackson became the first QB in NFL history to surpass the 1,000-yard rushing milestone in multiple seasons.
- The Ravens scored the NFL's seventh-most points (29.3) in 2020, with Jackson completing 64.4% of his passes for 2,757 yards, 26 TDs and 9 INTs (99.3 rating), also adding 7 rushing TDs.
- Dobbins set a Ravens' rookie record by scoring 9 TDs (all rushing), including at least 1 TD in his final six games to close out the season. Dobbins' 6.01 yards-per-carry average ranked No. 1 among all NFL RBs, while Jackson's 6.32 ypc average stood No. 1 overall.
- **TE Mark Andrews** had 58 catches for 701 yards and 7 TDs, becoming the first TE in Ravens history with multiple seasons of at least 700 receiving yards and 7 receiving TDs. **WR Marquise Brown** posted team highs in receiving yards (769) and receiving TDs (8) on 58 catches.

DEFENSE

- Baltimore allowed the NFL's second-fewest points (18.9) and seventh-fewest yards (329.8) per game. The Ravens also owned the No. 2 third-down defense (34.0%) and produced a league-high 25 FFs.
- **CB Marlon Humphrey** led the NFL with a Ravens' single-season record 8 FFs, also registering a team-high 11 PD. **S Chuck Clark** tallied 96 tackles, 2 FFs, 2 FRs, 1.5 sacks, 1 INT and 1 D-TD, while **OLB Matthew Judon** led the team with 6 sacks and 21 QB hits. **CB Marcus Peters** tied (two players) to produce the NFL's third-most total takeaways (4 INTs & 2 FRs).
- Rookie first-round draft pick **LB Patrick Queen** produced a team-high 105 tackles, while he was also the NFL's only defender with least 70 tackles, 3 sacks, 2 FFs, 2 FRs, 1 INT and 1 defensive TD.

SPECIAL TEAMS

- **K Justin Tucker**, the most accurate kicker in NFL history (90.7%), connected on 26 of 29 FGAs, including a 55-yard game-winner in Week 14 at Cleveland. **P Sam Koch** was the NFL's only punter to have at least 20 punts downed inside the 20 (22) with no more than 1 TB.

2020 RESULTS: 11-5

Date	Opponent	Result	Score	Diff.
Sun. Sept. 13	Cleveland Browns	W	38-6	+32
Sun. Sept. 20	at Houston Texans	W	33-16	+17
Mon. Sept. 28	Kansas City Chiefs	L	20-34	-14
Sun. Oct. 4	at Washington FB Team	W	31-17	+14
Sun. Oct. 11	Cincinnati Bengals	W	27-3	+24
Sun. Oct. 18	at Philadelphia Eagles	W	30-28	+2
Sun. Nov. 1	Pittsburgh Steelers	L	24-28	-4
Sun. Nov. 8	at Indianapolis Colts	W	24-10	+14
Sun. Nov. 15	at New England Patriots	L	17-23	-6
Sun. Nov. 22	Tennessee Titans	L	24-30 (OT)	-6
Wed. Dec. 2	at Pittsburgh Steelers	L	14-19	-5
Tues. Dec. 8	Dallas Cowboys	W	34-17	+17
Mon. Dec. 14	at Cleveland Browns	W	47-42	+5
Sun. Dec. 20	Jacksonville Jaguars	W	40-14	+26
Sun. Dec. 27	New York Giants	W	27-13	+14
Sun. Jan. 3	at Cincinnati Bengals	W	38-3	+35

At Home: 5-3 | On Road: 6-2 | vs. Division: 4-2 | vs. AFC: 7-5 | vs. NFC: 4-0

SEVEN PRO BOWLERS TIE FOR NFL HIGH

Seven Ravens players were voted to the 2020 Pro Bowl, tying the Chiefs, Packers and Seahawks for the NFL's most selections:

- ✗ T Orlando Brown Jr. (2nd)
 - ✗ DE Calais Campbell (6th)
 - ✗ LS Morgan Cox (4th)*
 - ✗ CB Marlon Humphrey (2nd)
 - ✗ OLB Matthew Judon (2nd)
 - ✗ FB Patrick Ricard (2nd)*
 - ✗ K Justin Tucker (4th)*
- * Denotes Starter

RAVENS CONSISTENT CONTENDERS

TEAMS TO MAKE THE PLAYOFFS IN EACH OF THE PAST THREE SEASONS



PLAYOFF BERTHS SINCE 2008

– JOHN HARBAUGH ERA –

Rk.	Team	Berths
1.	New England Patriots	11
2.	Green Bay Packers	10
3.	Baltimore Ravens	9
	Seattle Seahawks	9

TOTAL VICTORIES SINCE 2008

– JOHN HARBAUGH ERA –

Rk.	Team	Wins
1.	New England Patriots	169
2.	Pittsburgh Steelers	143
3.	Green Bay Packers	142
4.	New Orleans Saints	140
5.	Baltimore Ravens	139



JOHN HARBAUGH

139-86 OVERALL RECORD

REGULAR SEASON: 129-79 | PLAYOFFS: 10-7

RAVENS SEASON HIGHLIGHTS

RAVENS RUSHING ATTACK

- X The Ravens finished 2020 with the NFL's No. 1 rushing attack (191.9 ypg) for the second-straight season. Baltimore's 3,071 rushing yards stand as the third most in a 16-game NFL season. (The Ravens own two of the Top 3 marks.)
- X Baltimore has rushed for 100+ yards in 39-straight games, marking the second-longest streak in pro football history.
- X In 2020, Baltimore also registered an NFL-best six games with at least 200 rushing yards, including a franchise-record 404-yard output in Week 17's victory at Cincinnati.
- X The Ravens' 24 rushing TDs ranked third in the NFL and set a new single-season franchise record.
- X For the second-straight year, Baltimore had three players – **QB Lamar Jackson** (1,005), **RB J.K. Dobbins** (805) & **RB Gus Edwards** (723) – rush for over 700 yards each. The 2020 Ravens joined the 2019 Ravens and 2011 Panthers as the only teams ever with three 700-yard rushers in a season.
- X Since **QB Lamar Jackson's** rookie season (2018), the Ravens have rushed for an NFL-high 8,808 yards (183.5 ypg).

MOST RUSHING YARDS 16-GAME NFL SINGLE-SEASON HISTORY

Rk.	Team (Year)	Yards	Avg.	Att.
1.	Baltimore (2019)	3,296	5.53	596
2.	New England (1978)	3,165	4.72	671
3.	Baltimore (2020)	3,071	5.53	555

MOST CONSECUTIVE GAMES W/ 100+ RUSHING YARDS (Pro Football History / Regular Season)

Rk.	Team	Consec. Games	Season Span
1.	Pittsburgh Steelers	43	1974-77
2.	Baltimore Ravens	39	2018-present
3.	Detroit Lions	38	1935-39

NFL RUSHING RANKINGS / 2020

Rk.	Team	YPG	Att.	Yards	Avg.	TDs
1.	Baltimore Ravens	191.9	555	3,071	5.53	24
2.	Tennessee Titans	168.1	521	2,690	5.16	26
3.	Cleveland Browns	148.4	495	2,374	4.80	21

200-YARD RUSHING GAMES / 2020

Rk.	Team	200-Yard Games
1.	Baltimore Ravens	6
2.	Tennessee Titans	5
3.	Cleveland Browns	4

NFL RUSHING RANKINGS / SINCE 2018 (Lamar Jackson's Rookie Season)

Rk.	Team	YPG	Att.	Yards	Avg.	TDs
1.	Baltimore Ravens	183.5	1,698	8,808	5.19	64
2.	Tennessee Titans	144.5	1,420	6,936	4.88	62
3.	Seattle Seahawks	140.2	1,426	6,731	4.72	45

ACTION JACKSON

- X **QB Lamar Jackson** tallied 26 TD passes and 7 rushing TDs in 2020, joining Deshaun Watson (2018-19) as the only QBs with at least 25 TD passes and 5 rushing TDs in consecutive seasons in NFL history.
- X Jackson eclipsed the 1,000-yard rushing mark for the second-straight season, becoming the first NFL QB ever with multiple 1,000-yard rushing seasons.
- X Jackson is 30-7 as a starter, becoming the first QB in NFL history to reach 30 wins in his first 37 starts.
- X During the Ravens' five-game winning streak to close out regular season play, Jackson accounted for 15 TDs (11 passing & 4 rushing), producing a 115.8 QB rating, in addition to 430 rushing yards.

MOST RUSHING YARDS (QB's / Single-Season NFL History)

1. Lamar Jackson (2019) 1,206
2. Michael Vick (2006) 1,039
3. Lamar Jackson (2020) 1,005
4. Bobby Douglass (1972) 968

ROOKIE DOBBINS RUMBLES

Among NFL rookies, **RB J.K. Dobbins** ranked No. 3 in both rushing yards (805) and rushing TDs (9). He led *all* NFL RBs in yards-per-carry average (6.01), while his 9 total TDs set a new Ravens' rookie record. Dobbins recorded a rushing TD in six-consecutive games to close out 2020.

RUSHING YARDS (NFL Rookie RBs / 2020)

1. Jonathan Taylor (Ind.) . . . 1,169
2. James Robinson (Jax.) . . 1,070
3. **J.K. Dobbins (Bal.) 805**

RUSHING TDs (NFL Rookie RBs / 2020)

1. Antonio Gibson (Was.) 11
- Jonathan Taylor (Ind.) 11
3. **J.K. Dobbins (Bal.) 9**

YARDS PER CARRY AVG. (All Rushers / 2020)

1. **Lamar Jackson (Bal.) 6.32**
2. Kyler Murray (Ari.) 6.16
3. **J.K. Dobbins (Bal.) 6.01**
4. Nick Chubb (Cle.) 5.62

TOTAL TOUCHDOWNS (All-Time Ravens Rookies)

1. **J.K. Dobbins (2020) 9**
2. Marquise Brown (2019) 7
- Marlon Brown (2013) 7
- Torrey Smith (2011) 7

RAVENS HEAT UP WITH 5-GAME WIN STREAK

The Ravens' five-game winning streak to close out the regular season began in Week 13. From Weeks 13-17, Baltimore produced an NFL-high 267.4 rushing yards per game, the second-most points per game (37.2) and the NFL's No. 1 third-down offense (61.3%), in addition to the most rushing TDs (12).

KEY OFFENSIVE RANKINGS / SINCE WEEK 13

RUSHING YARDS PER GAME

1. **Baltimore 267.4**
2. Tennessee 190.0
3. Arizona 169.6

POINTS PER GAME

1. Buffalo 40.4
2. **Baltimore 37.2**
3. Tampa Bay 37.0

THIRD-DOWN PCT.

1. **Baltimore 61.3**
2. Cleveland 52.9
3. Green Bay 52.0

RUSHING TOUCHDOWNS

1. **Baltimore 12**
2. New Orleans 11
- Tennessee 11

RAVENS SEASON HIGHLIGHTS

FORCE THOSE FUMBLES

X The Ravens ranked No. 1 in the NFL with 25 forced fumbles. Baltimore's 25 FFs stand second in single-season franchise history, just 1 shy of the record (26) set by the 2000 Ravens.

MOST FORCED FUMBLES / 2020 NFL SEASON

Rk.	Team	Forced Fumbles
1.	Baltimore Ravens	25
2.	Atlanta Falcons	17
	Cleveland Browns	17
	NY Jets	17

MOST FORCED FUMBLES / RAVENS SINGLE SEASON

Rk.	Year	Forced Fumbles
1.	2000 Ravens	26
2.	2020 Ravens	25
3.	2003 Ravens	23

X CB Marlon Humphrey led the NFL with a Ravens' single-season record 8 FFs, also tying for the second most by a DB in an NFL single season (stat tracked since 2000).

MOST FORCED FUMBLES / NFL DEFENDERS / 2020

Rk.	Player (Team.)	Forced Fumbles
1.	Marlon Humphrey (Bal.)	8
2.	Haason Reddick (Ari.)	6
3.	Eleven Players	4

MOST FORCED FUMBLES BY A DEFENSIVE BACK (Single-Season Records / Since 2000)

Rk.	Player (Year)	Forced Fumbles
1.	Charles Tillman (2012)	10
2.	Marlon Humphrey (2020)	8
	Chris Harris (2007)	8

MOST FFs BY A PLAYER / RAVENS SINGLE SEASON

Rk.	Player (Year)	Forced Fumbles
1.	Marlon Humphrey (2020)	8
2.	Terrell Suggs (2011)	7
3.	Terrell Suggs (2003)	6

TOP 2 SCORING DEFENSE

X The Ravens allowed 18.9 points per game in 2020, ranking as the NFL's second-best mark. The defense ranked seventh in yards allowed (329.8 ypg).

X Under John Harbaugh, the Ravens have now posted a Top 5 scoring defense in seven of his 13 years.

X During Coach Harbaugh's 13 seasons in Baltimore, the Ravens have boasted 10 Top 10 defenses (yards allowed).

POINTS ALLOWED PER GAME / 2020

Rk.	Team	PPG Allowed
1.	Los Angeles Rams	18.5
2.	Baltimore Ravens	18.9
3.	Pittsburgh Steelers	19.5
4.	Washington Football Team	20.6

NFL'S BEST POINTS DIFFERENTIAL

For the second-straight season, the Ravens led the NFL in points differential (+165). Baltimore ranked seventh in the NFL in points per game (29.3) and was second in points allowed per contest (18.9).

NFL POINTS DIFFERENTIAL / 2020

Rk.	Team	Points Diff.	Points Scored	Points Allowed
1.	Baltimore	+165	468	303
2.	New Orleans	+145	482	337
3.	Green Bay	+140	509	369
4.	Tampa Bay	+137	492	355
5.	Buffalo	+126	501	375

STRONG ON THIRD DOWN

In 2020, Baltimore was the NFL's only team to rank in the Top 5 in both third-down offense and third-down defense.

THIRD-DOWN OFFENSE

1.	Buffalo	49.7
2.	Green Bay	49.4
3.	Kansas City	49.0
4.	Baltimore	48.8
5.	Tennessee	46.2

THIRD-DOWN DEFENSE

1.	Miami	31.2%
2.	Baltimore	34.0%
3.	LA Rams	35.4%
4.	San Francisco	35.5%
5.	Pittsburgh	37.4%

NUMBERS TO RAVE ABOUT

10 – Head coaches, including **John Harbaugh**, to achieve at least nine postseason berths in the first 13 seasons of a coaching career (Pete Carroll, Bill Cowher, Tony Dungy, Bud Grant, Mike Holmgren, Chuck Knox, Mike McCarthy, Andy Reid & Marty Schottenheimer).

26.7 – Kickoff return average by the Ravens in 2020, ranking as the NFL's second-best mark (Buf., 27.6).

34 – Scrimmage TDs allowed by the Ravens' defense in 2020, ranking as the NFL's second fewest (LAR, 29).

116 – QB hits by the Ravens' defense, which tied (TB) for the NFL's second most in 2020 (Pittsburgh, 136).

130 – Points by **K Justin Tucker** in 2020. Tucker has scored at least 130 points in five-straight years, tying the NFL record of consecutive seasons with 130+ points (Stephen Gostkowski, 2011-15 & David Akers, 2008-12).

701 – Receiving yards on 58 catches by **TE Mark Andrews**, who added 7 receiving TDs, in 2020. Andrews became the first TE in Ravens history to produce multiple seasons (also 2019) with at least 700 receiving yards and at least 7 receiving TDs.

X Baltimore and New Orleans were the only teams in 2020 to rank in the Top 7 in both scoring offense and scoring defense. The Ravens allowed the league's second-fewest points (18.9) and scored the seventh most (29.3), while the Saints ranked fifth in both categories (21.1 & 30.1).

X Baltimore is the NFL's only team to rank in the Top 7 in both scoring offense and scoring defense the past two seasons.

RAVENS / TITANS INFORMATION



BALTIMORE RAVENS AT TENNESSEE TITANS



[11-5]

AFC WILD CARD PLAYOFF

[11-5]

SUNDAY, JAN. 10, 2021

1:05 P.M. ET — NISSAN STADIUM [69,143]

WEEKLY SCHEDULE

- Jan. 6:** 11:45 a.m. ... Zoom Pressers: Coach Harbaugh & Players
1:35 p.m. Practice / Media Viewing
- Jan. 7:** 11:35 a.m. ... Zoom Pressers: Three Coordinators & Player
1:35 p.m. Practice / Media Viewing
- Jan. 8:** 11:45 a.m. ... Practice / Media Viewing
1:15 p.m. Zoom Pressers: Coach Harbaugh & Player

WEDNESDAY CONFERENCE CALLS

John Harbaugh at 12 p.m. ET & Mike Vrabel at 12:50 p.m. ET

CALLING THE ACTION

Television: ESPN & ABC / WMAR Ch. 2 (Baltimore)

- Steve Levy (PBP) - Brian Griese (analyst) - Louis Riddick (analyst)
- Lisa Salters (reporter) - Phil Dean (prod.) - Jimmy Platt (dir.)

National Radio: Westwood One Sports

- Brandon Gaudin (PBP) - Rod Woodson (analyst)

Local Radio: WBAL (1090 AM/101.5 FM) & 98 Rock (97.9 FM)

- Gerry Sandusky (PBP) - Femi Ayanbadejo (analyst)

2020 FINAL NFL RANKINGS

OFFENSE

Category	--Ravens--		--Titans--	
	Stats	Rank	Stats	Rank
Total Offense	363.1	19	396.4	2t
Rush Offense	191.9	1	168.1	2
Pass Offense	171.2	32	228.3	23
Points Per Game	29.3	7	30.7	4
3rd-Down Off. %	48.8	4	46.2	5
4th-Down Off. %	63.2	8	62.5	9
Red Zone Off. (TD%)	63.3	12	75.0	2

DEFENSE

Category	--Ravens--		--Titans--	
	Stats	Rank	Stats	Rank
Total Defense	329.8	7	398.3	28
Rush Defense	108.8	8	120.8	19
Pass Defense	221.0	6	277.4	29
Points Per Game	18.9	2	27.4	24
3rd-Down Def. %	34.0	2	51.9	32
4th-Down Def. %	45.7	9	57.7	17
Red Zone Def. (TD%)	62.2	18	69.2	30

TEAM

Category	--Ravens--		--Titans--	
	Stats	Rank	Stats	Rank
Turnover Ratio	+4	10t	+11	1
Penalties	104	28	86	16

2020 TALE OF THE TAPE

Category	Ravens	Titans
Record	11-5	11-5
Best Streak	Won 5	Won 5
Points Scored	468	491
TDs Scored	55	62
Rushing TDs Scored	24	26
Passing TDs Scored	27	33
TDs on Returns	4	3
Points Against	303	439
TDs Allowed	37	55
Rushing TDs Allowed	12	18
Passing TDs Allowed	22	36
TDs on Returns Allowed	3	1
Time of Poss. Avg.	31:21	28:28
KOR Avg. For.	26.7	20.2
KOR Avg. Against	21.1	22.2
PR Avg. For	9.0	9.0
PR Avg. Against	5.7	8.6
Sacks	39	19
Sacks Allowed	32	25
Interceptions	10	15
Interceptions Thrown	11	7
Fumbles Lost/Recovered	7/12	5/8

2020 AFC NORTH STANDINGS

Team	W	L	T	Home	Road	Div.	Con.	PF	PA	Strk.
Pittsburgh	12	4	0	7-1	5-3	4-2	9-3	416	312	L1
Baltimore	11	5	0	5-3	6-2	4-2	7-5	468	303	W5
Cleveland	11	5	0	6-2	5-3	3-3	7-5	408	419	W1
Cincinnati	4	11	1	3-5	1-6-1	1-5	4-8	311	424	L1

SERIES HISTORY

- **Reg. Season:** Titans lead, 11-10.
- **Postseason:** Series tied, 2-2.
- **Under John Harbaugh:** 3-5 overall (1-1 in the playoffs).

Date	Location	Result	Attendance
09-15-96	Houston	Oilers, 29-13	20,082
12-22-96	Baltimore	Oilers, 24-21	52,704
09-21-97	Tennessee	Ravens, 36-10	17,737
12-14-97	Baltimore	Ravens, 21-19	60,558
10-11-98	Baltimore	Titans, 12-8	68,561
12-06-98	Tennessee	Titans, 16-14	31,124
10-10-99	Tennessee	Titans, 14-11	65,486
12-05-99	Baltimore	Ravens, 41-14	67,854
10-22-00	Baltimore	Titans, 14-6	68,490
11-12-00	Tennessee	Ravens, 24-23	69,200
01-07-01 [^]	Tennessee	Ravens, 24-10	68,527
10-07-01	Baltimore	Ravens, 26-7	69,494
11-12-01	Tennessee	Ravens, 16-10	68,798
11-24-02	Baltimore	Ravens, 13-12	69,365
01-03-04 [*]	Baltimore	Titans, 20-17	69,452
09-18-05	Tennessee	Titans, 25-10	69,149
11-12-06	Tennessee	Ravens, 27-26	69,143
10-05-08	Baltimore	Titans, 13-10	71,131
01-10-09 [^]	Tennessee	Ravens, 13-10	69,143
09-18-11	Tennessee	Titans, 26-13	69,143
11-09-14	Baltimore	Ravens, 21-7	70,914
11-05-17	Tennessee	Titans, 23-20	67,322
10-14-18	Tennessee	Ravens, 21-0	64,441
01-11-20 [^]	Baltimore	Titans, 28-12	71,254
11-22-20	Baltimore	Titans, 30-24 OT	no fans

* Wild Card Playoff ^ Divisional Playoff

RAVENS / TITANS INFORMATION

2020 RAVENS / TITANS LEADERS

PASSING YARDS [TDs/INTs]

Lamar Jackson . . . 2,757 (26/9) Ryan Tannehill . . . 3,819 (33/7)
Trace McSorley 90 (1/0) Logan Woodside 7 (0/0)

RUSHING YARDS [AVG.]

Lamar Jackson . . . 1,005 (6.3) Derrick Henry 2,027 (5.4)
J.K. Dobbins 805 (6.0) Ryan Tannehill 266 (6.2)
Gus Edwards 723 (5.0) Jeremy McNichols . . 204 (4.3)

RECEIVING YARDS [CATCHES]

Marquise Brown . . . 769 (58) A.J. Brown 1,075 (70)
Mark Andrews 701 (58) Corey Davis 984 (65)
Willie Snead IV 432 (33) Jonnu Smith 448 (41)

POINTS

Justin Tucker 130 Derrick Henry 104
J.K. Dobbins 58 Stephen Gostkowski . . . 100
Marquise Brown 48 A.J. Brown 72

INTERCEPTIONS [YARDS]

Marcus Peters 4 (17) Malcolm Butler 4 (111)
Tyus Bowser 3 (53) Amani Hooker 4 (11)

SACKS [YARDS]

Yannick Ngakoue 8 (43) Harold Landry 5.5 (45.5)
Matthew Judon 6 (44) Jeffery Simmons 3 (24)

TACKLES

Patrick Queen 105 Kevin Byard 111
Chuck Clark 96 Malcolm Butler 100
Marlon Humphrey 82 Rashaan Evans 96

GROSS PUNTING [NET]

Sam Koch 44.5 (42.5) Brett Kern 45.8 (41.5)

FIELD GOALS [PCT.]

Justin Tucker 26/29 (89.7) Stephen Gostkowski . . 18/26 (69.2)

PUNT RETURN YARDS [AVG.]

James Proche II 198 (8.6) Kalif Raymond 208 (9.0)

KICKOFF RETURN YARDS [AVG.]

Devin Duvernay 578 (27.5) Kalif Raymond 275 (18.3)

2020 RAVENS RADIO BROADCASTS

• The Ravens' 2020 radio team features Gerry Sandusky, with former Ravens FB Femi Ayanbadejo and TE Dennis Pitta. (Each joined Sandusky in the booth for eight games.) Sandusky, WBAL-TV 11's sports director, delivers the play-by-play for the broadcast team, while Ayanbadejo and Pitta serve as color analysts.

• Games can be heard on 98Rock WIYY (97.9 FM), WBAL 1090 AM/101.5 FM, baltimoreravens.com and in the Ravens mobile app (when in Baltimore). The network broadcasts each game with 30 affiliates spanning five states – Maryland, Delaware, Kentucky, Pennsylvania and West Virginia – and Washington, D.C.

• Additionally, Ravens games can be heard in Spanish on WDCN La Nueva 87.7 FM in the D.C. area. Games are called by David Andrade and Gustavo Salazar, with Ximena Lugo-Latorre serving as reporter and producer.



2020 RAVENS HONOR ROLL

T ORLANDO BROWN JR.

• Pro Bowl



DE CALAIS CAMPBELL

• Pro Bowl
• AFC Def. Player of the Week (Week 6 at Phi.)



LS MORGAN COX

• Pro Bowl (starter)



CB MARLON HUMPHREY

• Pro Bowl



QB Lamar Jackson

• AFC Offensive Player of the Week (Week 1 vs. Cle.)
• AFC Offensive Player of the Week (Week 14 at Cle.)
• Team MVP (local Baltimore media)

OLB MATTHEW JUDON

• Pro Bowl



LB Patrick Queen

• AFC Defensive Player of the Week (Week 5 vs. Cin.)

FB PATRICK RICARD

• Pro Bowl (starter)



K JUSTIN TUCKER

• Pro Bowl (starter)



LAST GAME VS. TENNESSEE

Titans 30, Ravens 24

Nov. 22, 2020 • Week 11 • M&T Bank Stadium

In Week 11 (Nov. 22) this season, the Ravens dropped a 30-24 OT decision to the Titans at M&T Bank Stadium. In the game, Baltimore held a 21-10 third-quarter lead, but Tennessee battled back and ultimately won when RB Derrick Henry rumbled for a 29-yard TD with 5:21 remaining in OT. Tennessee rushed for 173 yards (including 111 in the second half/OT), while Baltimore tallied 129 ground yards of its own, led by RB J.K. Dobbins (70) & QB Lamar Jackson (51). Overall, Tennessee outgained Baltimore, 423-306, in total yards. OLB Tyus Bowser recorded the second INT of his career, returning the theft 25 yards. His play led to a 30-yard K Justin Tucker FG. TE Mark Andrews recorded a season-high 93 receiving yards – including a 31-yard TD – on 5 catches.

INJURY UPDATE

• Against the Bengals in Week 17, **P Sam Koch** (COVID-19 list), starting **C Patrick Mekari** (back), **OLB Yannick Ngakoue** (thigh), **CB Jimmy Smith** (ribs/shoulder) and starting **WR Willie Snead IV** (ankle) did not play.

• Two offensive starters are on Injured Reserve: **TE Nick Boyle** (knee) and All-Pro **LT Ronnie Stanley** (ankle). Standout slot **CB Tavon Young** (knee) is on IR, having missed the final 14 games.

RAVENS POSTSEASON HISTORY

RAVENS POSTSEASON RESULTS

The Ravens are 15-10 in playoff history: 3-4 at home, 10-6 on the road and 2-0 at a neutral site (Super Bowl XXXV in Tampa and Super Bowl XLVII in New Orleans).

Date	Game/Opponent	Winner/Result
12/31/00	Wild Card vs. Denver	Ravens, 21-3
01/07/01	Divisional at Tennessee	Ravens, 24-10
01/14/01	AFC Champ. at Oakland	Ravens, 16-3
01/28/01	Super Bowl XXXV vs. NY Giants	Ravens, 34-7
01/13/02	Wild Card at Miami	Ravens, 20-3
01/20/02	Divisional at Pittsburgh	Steelers, 27-10
01/03/04	Wild Card vs. Tennessee	Titans, 20-17
01/13/07	Divisional vs. Indianapolis	Colts, 15-6
01/04/09	Wild Card at Miami	Ravens, 27-9
01/10/09	Divisional at Tennessee	Ravens, 13-10
01/18/09	AFC Champ. at Pittsburgh	Steelers, 23-14
01/10/10	Wild Card at New England	Ravens, 33-14
01/16/10	Divisional at Indianapolis	Colts, 20-3
01/09/11	Wild Card at Kansas City	Ravens, 30-7
01/15/11	Divisional at Pittsburgh	Steelers, 31-24
01/15/12	Divisional vs. Houston	Ravens, 20-13
01/22/12	AFC Champ. at New England	Patriots, 23-20
01/06/13	Wild Card vs. Indianapolis	Ravens, 24-9
01/12/13	Divisional at Denver	Ravens, 38-35 (20T)
01/20/13	AFC Champ. at New England	Ravens, 28-13
02/03/13	Super Bowl XLVII at San Francisco	Ravens, 34-31
01/03/15	Wild Card at Pittsburgh	Ravens, 30-17
01/10/15	Divisional at New England	Patriots, 35-31
01/06/19	Wild Card vs. LA Chargers	Chargers, 23-17
01/11/20	Divisional vs. Tennessee	Titans, 28-12

RAVENS PLAYOFF TRENDS

Category	All Time	2020
vs. AFC	13-10	0-0
vs. NFC (Super Bowl XXXV and XLVII)	2-0	0-0
Home	3-4	0-0
Away	10-6	0-0
Leading at Halftime	11-3	0-0
Trailing at Halftime	1-7	0-0
Tied at Halftime	3-0	0-0
Leading After 3 Quarters	12-1	0-0
Tied After 3 Quarters	3-2	0-0
Trailing After 3 Quarters	0-7	0-0
Decided by 7 Points or Less	4-5	0-0
Decided By 3 Points or Less	3-2	0-0
When Scoring First	7-1	0-0
When Not Scoring First	8-9	0-0
Positive or Even Turnover Ratio	15-2	0-0
Negative Turnover Ratio	0-8	0-0
Winning or Even Penalty Ratio	9-3	0-0
Losing Penalty Ratio	6-7	0-0
With a 100-Yard Rusher	6-2	0-0
With a 100-Yard Receiver	4-2	0-0
Without a 100-Yard Rusher	9-8	0-0
Without a 100-Yard Receiver	11-8	0-0
When Allowing a 100-Yard Rusher	2-1	0-0
When Not Allowing a 100-Yard Rusher	13-9	0-0
When Allowing a 100-Yard Receiver	6-1	0-0
When Not Allowing a 100-Yard Receiver	9-9	0-0
With a 300-Yard Passer	1-2	0-0
Without a 300-Yard Passer	14-8	0-0
Allowing a 300-Yard Passer	3-1	0-0
Not Allowing a 300-Yard Passer	12-9	0-0

AN ELITE CLUB



MOST SUPER BOWL CHAMPIONSHIPS (Since 2000 Season)

Titles	Team	Seasons
6	New England	'01, '03-04, '14, '16, '18
2	Baltimore	2000, '12
2	NY Giants	2007, '11
2	Pittsburgh	2005, '08

CONSISTENT CONTENDERS

The Ravens have earned 13 playoff berths in their history (2020, 2019, 2018, 2014, 2012, 2011, 2010, 2009, 2008, 2006, 2003, 2001 & 2000). Baltimore's 13 berths from 2000-20 tie for third in the AFC and tie for fifth overall in the NFL.

MOST NFL PLAYOFF BERTHS / PAST 20 SEASONS / SINCE 2000

AFC	NFC
17 - New England	15 - Green Bay
15 - Indianapolis	14 - Seattle
13 - Baltimore	13 - Philadelphia
13 - Pittsburgh	

PLAYOFFS SINCE 2008

Under John Harbaugh, Baltimore is one of four NFL teams to earn a playoff berth in nine of the past 13 seasons.

MOST PLAYOFF BERTHS / 2008-20 / JOHN HARBAUGH ERA

Berths	Team	Seasons
11	New England Patriots	2009-19
10	Green Bay Packers	2009-16, 2019-20
9	Baltimore Ravens	2008-12, 2014, 2018-20
9	Seattle Seahawks	2010, 2012-16, 2018-20

ROAD WARRIORS

The Ravens are 10-6 on the road in all-time postseason play, posting the best road winning % (.625) since the 1970 merger. (Baltimore is 7-5 on the road during the John Harbaugh Era.)

NFL POSTSEASON WINNING PCT. / ROAD GAMES / SINCE 1970

Rk.	Team	Record	Pct.
1.	Baltimore Ravens	10-6	.625
2.	New York Giants	8-7	.533
3.	Carolina Panthers	4-4	.500
4.	LA/SD Chargers	6-7	.462
5.	Oilers/Titans	10-13	.435

PLAYOFF WINNING PERCENTAGE

(Since 1970 Merger)

Rk.	Team	Record	Pct.
1.	New England Patriots*****	36-20	.643
2.	New York Giants***	20-12	.625
3.	San Francisco 49ers*****	32-20	.615
4.	Baltimore Ravens**	15-10	.600
	Pittsburgh Steelers*****	36-24	.600

* Number of Super Bowl Titles

RAVENS POSTSEASON HISTORY

RAVENS W/ PLAYOFF GAME EXPERIENCE

Player	GP	GS	Furthest Game Played In	Player	GP	GS	Furthest Game Played In	Player	GP	GS	Furthest Game Played In
Sam Koch	18	0	SB (2012 Bal.)	Yannick Ngakoue	3	3	AFC Champ. (2017 Jax.)	Marquise Brown	1	1	AFC Div. (2019 Bal.)
Tramon Williams	15	11	SB (2010 GB)	Mark Andrews	2	0	AFC Div. (2019 Bal.)	Sean Culin (PS)	1	0	AFC WC (2018 LAC)
Calais Campbell	12	7	SB (2008 Ari.)	Chris Board	2	0	AFC Div. (2019 Bal.)	Jaylon Ferguson	1	1	AFC Div. (2019 Bal.)
Morgan Cox	8	0	SB (2012 Bal.)	Tyus Bowser	2	0	AFC Div. (2019 Bal.)	Robert Griffin III (IR)	1	1	NFC WC (2012 Was.)
Pernell McPhee	8	0	SB (2012 Bal.)	Nick Boyle (IR)	2	1	AFC Div. (2019 Bal.)	Justice Hill	1	0	AFC Div. (2019 Bal.)
Marcus Peters	8	8	SB (2018 LAR)	Bradley Bozeman	2	1	AFC Div. (2019 Bal.)	Patrick Mekari	1	1	AFC Div. (2019 Bal.)
Jimmy Smith	8	2	SB (2012 Bal.)	Orlando Brown Jr.	2	2	AFC Div. (2019 Bal.)	Patrick Ricard	1	0	AFC Div. (2019 Bal.)
Justin Tucker	8	0	SB (2012 Bal.)	Chuck Clark	2	1	AFC Div. (2019 Bal.)	Matt Skura	1	1	AFC Div. (2019 Bal.)
Mark Ingram II	7	4	NFC Champ. (2018 NO)	Pierre Desir (PS)	2	2	AFC Div. (2018 Ind.)	Jihad Ward	1	0	AFC Div. (2019 Bal.)
D.J. Fluker	5	5	Div. ('13 SD/'19 Sea.)	Gus Edwards	2	1	AFC Div. (2019 Bal.)				
L.J. Fort	5	1	AFC Div. ('15-17 Pit., '19 Bal.)	Justin Ellis	2	0	AFC Div. (2019 Bal.)				
Jordan Richards	5	0	SB (2017 NE)	Marlon Humphrey	2	2	AFC Div. (2019 Bal.)				
Derek Wolfe	5	5	SB (2015 Den.)	Lamar Jackson	2	2	AFC Div. (2019 Bal.)				
Anthony Levine Sr.	4	0	AFC Div. (2014, 2019 Bal.)	Matthew Judon	2	1	AFC Div. (2019 Bal.)				
Willie Snead IV	4	2	N/A Div. ('17 NO/'19 Bal.)	Chris Moore	2	0	AFC Div. (2019 Bal.)				
Brandon Williams	4	4	AFC Div. (2014, 2019 Bal.)	Ronnie Stanley (IR)	2	2	AFC Div. (2019 Bal.)				
Dez Bryant	3	3	NFC Div. (2014, 2016 Dal.)	Anthony Averett	1	0	AFC WC (2018 Bal.)				
Jayron Kearse (PS)	3	0	NFC Champ. (2017 Min.)	Miles Boykin	1	0	AFC Div. (2019 Bal.)				

POSTSEASON SCORING DEFENSE

The Ravens have allowed 17.2 points per game in postseason play, the NFL's best mark since they made their first playoff appearance during their 2000 campaign.

NFL PLAYOFF SCORING DEFENSE / SINCE 2000 / MIN. 5 GAMES

Rk.	Team	G	Pts	Pts/Gm
1.	Baltimore Ravens	25	429	17.2
2.	Philadelphia Eagles	26	479	18.4
3.	Tampa Bay Buccaneers	7	130	18.6

STRONG PLAYOFF "D"

In 25 playoff games, the Ravens have allowed 200.3 passing yards and 96.4 rushing yards per contest. Baltimore's 296.7 net yards allowed since 2000 rank as the NFL's second-best mark.

YARDS ALLOWED PER PLAYOFF / SINCE 2000 / MIN. 5 GAMES

Rk.	Team	Total YPG	Pass YPG	Rush YPG
1.	Tampa Bay Bucs	259.6	169.6	90.0
2.	Baltimore Ravens	296.7	200.3	96.4
3.	New York Giants	299.2	200.3	98.9
4.	Carolina Panthers	303.7	210.7	93.0
5.	Pittsburgh Steelers	311.8	233.2	78.7

PLAYOFF PICKS

In 25 all-time playoff games, the Ravens' "D" has forced 43 INTs, including 31 thefts in their last 19 postseason contests. Baltimore's 43 INTs rank second most in NFL postseason play since 2000, while their 682 INT return yards stand first.

NFL POSTSEASON INTs LEADERS / SINCE 2000

Rk.	Team	INTs	Yards	TDs	Games
1.	New England Patriots	46	665	5	41
2.	Baltimore Ravens	43	682	5	25
3.	Carolina Panthers	24	157	2	15
	Seattle Seahawks	24	502	4	26

INTs Quick Hits:

• Under John Harbaugh (since '08), the Ravens own an NFL-high 26 INTs during postseason play. (GB & NE are next best with 20 picks.)

POSTSEASON TURNOVER TABLE

In their playoff history, the Ravens have dominated the turnover battle, posting a +21 mark in 25 games. Under John Harbaugh, the Ravens have forced an NFL-best 43 turnovers in 17 playoff games (since 2008). Baltimore's +13 TO differential under "Harbs" ranks as the NFL's No. 1 mark since 2008. (Sea. is second at +7.)

RAVENS PLAYOFF TURNOVER TABLE

Date	Game	+/-	Result
12/31/00	Wild Card vs. Denver	+1	W
01/07/01	Divisional at Tennessee	+1	W
01/14/01	AFC Championship at Oakland	+3	W
01/28/01	Super Bowl XXXV vs. NY Giants	+5	W
01/13/02	Wild Card at Miami	+2	W
01/20/02	Divisional at Pittsburgh	-3	L
01/03/04	Wild Card vs. Tennessee	+1	L
01/13/07	Divisional vs. Indianapolis	-2	L
01/04/09	Wild Card at Miami	+4	W
01/10/09	Divisional at Tennessee	+3	W
01/18/09	AFC Championship at Pittsburgh	-3	L
01/10/10	Wild Card at New England	+2	W
01/16/10	Divisional at Indianapolis	-3	L
01/09/11	Wild Card at Kansas City	+3	W
01/15/11	Divisional at Pittsburgh	-1	L
01/15/12	Divisional vs. Houston	+4	W
01/22/12	AFC Championship at New England	+2	L
01/06/13	Wild Card vs. Indianapolis	E	W
01/12/13	Divisional at Denver	+2	W
01/20/13	AFC Championship at New England	+3	W
02/03/13	Super Bowl XLVII vs. San Francisco	+1	W
01/03/15	Wild Card at Pittsburgh	+2	W
01/10/15	Divisional at New England	-1	L
01/06/19	Wild Card vs. LA Chargers	-2	L
01/11/20	Divisional vs. Tennessee	-3	L
Totals		+21	15-10



**RAVENS POSTSEASON
TURNOVER DIFF.
SINCE 2000
No. 1 in NFL**



**RAVENS POSTSEASON
TAKEAWAYS
SINCE 2008
No. 1 in NFL**



**RAVENS POSTSEASON
TURNOVER DIFF.
SINCE 2008
No. 1 in NFL**

RAVENS WINNING WAYS

TOP FRANCHISES / SINCE 2000

TOTAL WINS

1. New England Patriots . . . 274
2. Pittsburgh Steelers . . . 232
3. Green Bay Packers . . . 223
4. Indianapolis Colts . . . 221
- 5. BALTIMORE RAVENS . . . 216**
6. Philadelphia, Seattle . . . 208

SUPER BOWL BERTHS

1. New England Patriots . . . 9
2. New York Giants 3
- Pittsburgh Steelers 3
- Seattle Seahawks 3
- 5. BALTIMORE RAVENS 2**
- Car., Den., Ind., Phi., SF . . 2

SUPER BOWL TITLES

1. New England Patriots . . . 6
- 2. BALTIMORE RAVENS 2**
- New York Giants 2
- Pittsburgh Steelers 2
- Den., GB, Ind., KC, 1
- NO, Phi., Sea., TB 1

CONF. TITLE GAMES

1. New England Patriots . . 13
2. Philadelphia Eagles 6
- Pittsburgh Steelers 6
4. Green Bay Packers 5
- 5. BALTIMORE RAVENS 4**
- Ind. & SF 4

WINNING SEASONS

1. New England Patriots . . 19
2. Pittsburgh Steelers 16
- 3. Baltimore Ravens 15**
- Green Bay Packers 15
- Indianapolis, Seattle 15

PLAYOFF BERTHS

1. New England Patriots . . 17
2. Green Bay Packers 15
- Indianapolis Colts 15
4. Seattle Seahawks 14
- 5. BALTIMORE, Phi., Pit. 13**

PLAYOFF GAMES

1. New England Patriots . . 41
2. Green Bay, Indianapolis . . 26
- Philadelphia, Seattle . . . 26
- 6. BALTIMORE RAVENS 25**
- Pittsburgh Steelers 25

PLAYOFF WINS

1. New England Patriots . . 30
- 2. BALTIMORE RAVENS 15**
- Pittsburgh Steelers 15
4. Philadelphia Eagles . . . 14
- Seattle Seahawks 14

TWO-TIME SUPER BOWL CHAMPIONS



In a magnificent effort showcasing thrilling performances by their defense, offense and special teams units, the Baltimore Ravens won Super Bowl XXXV with a 34-7 victory over the New York Giants. Allowing the Giants a meager 152 total net yards, New York's attack crossed midfield just twice, while Baltimore's "D" posted 4 INTs. LB Ray Lewis was named the game's MVP, capping an accolade-filled season in which he was also tabbed the NFL's Defensive Player of the Year.

Baltimore defeated San Francisco, 34-31, in Super Bowl XLVII, capturing the franchise's second World Championship. After an amazing first-half performance, the Ravens took a commanding 28-6 lead. But following a bizarre, 34-minute power outage that halted play, the 49ers stormed back into contention. Clinging to a 34-29 edge late in the game, the Ravens stood firm on a pivotal goal-line stand, jamming SF on four-straight plays inside the 7-yard line. QB Joe Flacco was named the game's MVP.

PLAYOFF PERFORMERS

FRANCHISE PLAYOFF WINNING PERCENTAGES (Since 1970 Merger)

Rk.	Team	Record	Pct.
1.	New England Patriots*****	36-20	.643
2.	New York Giants****	20-12	.625
3.	San Francisco 49ers*****	32-20	.615
4.	Baltimore Ravens**	15-10	.600
	Pittsburgh Steelers*****	36-24	.600

* Number of Super Bowl Titles

JOHN HARBAUGH ERA [SINCE 2008]

PLAYOFF BERTHS

1. New England Patriots . . 11
2. Green Bay Packers 10
- 3. BALTIMORE RAVENS 9**
- Seattle Seahawks 9
5. Indianapolis Colts 8
- Kansas City Chiefs 8
- New Orleans Saints 8
- Pittsburgh Steelers 8
9. Philadelphia Eagles 7

TOTAL WINS

1. New England Patriots . . 169
2. Pittsburgh Steelers . . . 143
3. Green Bay Packers . . . 142
4. New Orleans Saints . . . 140
- 5. BALTIMORE RAVENS . . . 139**
6. Seattle Seahawks 131
7. Indianapolis Colts . . . 125
8. Kansas City Chiefs . . . 121
9. Atlanta, Philadelphia . . 117

PLAYOFF WINS

1. New England Patriots . . 16
- 2. BALTIMORE RAVENS 10**
- Green Bay Packers 10
- Seattle Seahawks 10
5. Pittsburgh Steelers 8

PLAYOFF GAMES

1. New England Patriots . . 24
2. Green Bay Packers 18
- 3. BALTIMORE RAVENS 17**
- Seattle Seahawks 17
5. Pittsburgh Steelers 14

AFC TITLE GAMES

1. New England Patriots . . 8
- 2. BALTIMORE RAVENS 3**
- Pittsburgh Steelers 3
4. Denver Broncos 2
- Indianapolis Colts 2
- KC Chiefs, NY Jets 2

PLAYOFF ROAD WINS

- 1. BALTIMORE RAVENS 7**
2. Green Bay Packers 5
3. New York Jets 4
4. Philadelphia Eagles 3
- SF 49ers, Sea. Seahawks . . 3
- Tennessee Titans 3

REG. SEASON WINS

1. New England Patriots . . 153
2. Pittsburgh Steelers . . . 135
3. New Orleans Saints . . . 133
4. Green Bay Packers . . . 132
- 5. BALTIMORE RAVENS . . . 129**
6. Seattle Seahawks 121
7. Indianapolis Colts . . . 119

REG. SEASON HOME WINS

1. New England Patriots . . 87
2. Green Bay Packers . . . 78
- 3. BALTIMORE RAVENS . . . 77**
4. Pittsburgh Steelers . . . 75
5. New Orleans Saints . . . 73
6. Seattle Seahawks 70
7. Indianapolis, Minnesota . . 68

SUPER BOWL SUCCESS

The Baltimore Ravens are one of four franchises (New England, NY Giants and Pittsburgh) to win multiple Super Bowls since 2000.

HEAD COACH JOHN HARBAUGH

ALL-TIME RAVENS COACHING RECORDS

John Harbaugh is the third head coach in Baltimore Ravens history. He is the franchise's all-time winningest coach (139 total victories).

Coach	Seasons	Reg. Season	Playoffs	Total
John Harbaugh	2008-20	129-79	10-7	139-86
Brian Billick	1999-2007	80-64	5-3	85-67
Ted Marchibroda	1996-98	16-31-1	n/a	16-31-1

**SUPER BOWL
CHAMPION**

**2019 NFL
COACH OF
THE YEAR**



HARBAUGH COACHING RECORDS (2008-20)

- Overall Career Record . . . 139-86
- Regular Season Record . . . 129-79
- at Home 77-27
- on Road 52-52
- vs. AFC 96-60
- vs. AFC North 49-29
- vs. NFC 33-19
- Playoffs Record 10-7
- Home Playoff Games 2-2
- Road Playoff Games 7-5
- Super Bowl Record 1-0
- vs. Titans (overall) 3-5

RAVENS WINS UNDER HARBAUGH

TOTAL NFL WINS / INCLUDING PLAYOFFS / SINCE 2008

Rk.	Team	Total Wins
1.	New England Patriots	169
2.	Pittsburgh Steelers	143
3.	Green Bay Packers	142
4.	New Orleans Saints	140
5.	Baltimore Ravens	139

HARBS' RAVENS TENURE

Year	Record	Playoffs (Result)
2020	11-5	Wild Card Berth (5th seed)
2019	14-2	0-1 (No. 1 Seed / Advanced to Div. Round)
2018	10-6	0-1 (Advanced to Wild Card Round)
2017	9-7	No Playoff Berth
2016	8-8	No Playoff Berth
2015	5-11	No Playoff Berth
2014	10-6	1-1 (Advanced to Divisional Round)
2013	8-8	No Playoff Berth
2012	10-6	4-0 (Won Super Bowl XLVII)
2011	12-4	1-1 (Advanced to AFC Championship)
2010	12-4	1-1 (Advanced to Divisional Round)
2009	9-7	1-1 (Advanced to Divisional Round)
2008	11-5	2-1 (Advanced to AFC Championship)

AN ELITE GROUP

MOST PLAYOFF WINS BY A COACH / FIRST 12 SEASONS / ALL TIME

Coach (Team)	Playoff Wins	Seasons
Joe Gibbs (Was.)	16	1981-92
Chuck Noll (Pit.)	14	1969-80
Bill Belichick (Cle. & NE)	13	1991-95, 2000-06
John Harbaugh (Bal.)	10	2008-19
Pete Carroll (NYJ, NE & Sea.)	10	1994, 1997-98, 2010-17
Mike McCarthy (GB)	10	2006-17
Bill Parcells (NYG)	10	1983-90, 1993-96
Andy Reid (Phi.)	10	1999-2010
George Seifert (SF & Car.)	10	1989-96, 1999-2001
Don Shula (Bal. & Mia.)	10	1963-74
Bill Walsh (SF)	10	1979-88

HARBAUGH FAST FACTS

John Harbaugh has led the Ravens to a playoff berth in nine (2008-12, 2014 & 2018-20) of his 13 seasons, and in 2012, captured the franchise's second Super Bowl title. In 2019, Coach Harbaugh became the first Ravens coach ever to win *The Associated Press* NFL Coach of the Year Award.

Here are several more Harbaugh quick hits:

- In 2019, the Ravens posted a franchise-best 14-2 record. Baltimore won a team-record 12-straight games to close out the regular season, also earning the franchise's first-ever No. 1 playoff seed.
- Coach Harbaugh has led the Ravens to four AFC North Division titles (2011-12, 2018-19).
- Under Harbaugh, Baltimore is one of four teams (NE, GB & Sea.) to earn a playoff berth in nine of the past 13 seasons.
- The Ravens' 10 playoff wins since 2008 tie (GB & Sea.) for second most in the NFL (New England - 16).
- Under "Harbs," the Ravens have secured an appearance in three AFC Championship games (2008, 2011 & 2012).
- "Harbs" is the only head coach in NFL history to win a playoff game in each of his first four and five seasons.
- John and his brother, Jim (formerly of the 49ers), are the only head coaches to advance to three conference title games in the first five years as NFL bosses.
- Harbaugh is the only coach in NFL history to win a playoff game in six of the first seven seasons of a coaching career.
- In 2012, Harbaugh became the third coach (with Bill Cowher & Chuck Knox) since the 1970 merger to guide his team to the playoffs in each of his first five seasons.
- With the Ravens' 2014 playoff berth, Harbaugh became one of eight coaches in NFL history to make the postseason in six of their first seven seasons coaching.
- Harbaugh, Tom Landry (Dal.) and Tom Coughlin (Jax./NYG) own the most road playoff wins (7) by a HC in NFL history.

HEAD COACH JOHN HARBAUGH

ACTIVE HEAD COACH WINNING PERCENTAGE

Baltimore Ravens head coach John Harbaugh owns the fifth-best winning percentage (.618) among active coaches (min. 75 games), compiling a strong 139-86 record (including playoffs).

ACTIVE HEAD COACHES / CAREER WINNING PERCENTAGE (Totals Include Regular Season and Playoff Games / Min. 75 Games)

Rk.	Coach	Team	Seasons	Record	Pct.
1.	Bill Belichick	Cle./NE	1991-95, 2000-20	311-148	.678
2.	Mike Tomlin	Steelers	2007-20	153-85-1	.642
3.	Sean Payton	Saints	2006-20	151-88	.632
4.	Andy Reid	Phi./KC	1999-2020	236-144-1	.621
5.	John Harbaugh	Ravens	2008-20	139-86	.618
6.	Pete Carroll	NYJ/NE/Sea.	'94, '97-99, '10-20	156-103-1	.602
7.	Mike McCarthy	GB/Dal.	2006-18, 2020	141-95-2	.597

HARBS' REG. SEASON TRENDS

On grass	66-40
Artificial turf	63-39
September	29-15
October	23-25
November	37-16
December	36-21
January	4-2
Leading at halftime	105-20
Leading after 3 quarters	115-14
When scoring first	95-27
Positive or even turnover ratio	103-34
Scoring 20 or more points	112-37
Scoring 30 or more points	53-5
Totaling 350 or more net yards	76-30
Rushing for 150 or more yards	53-11
Holding opp. under 250 net yards	46-7
Holding opp. under 21 points	105-16
Holding opp. under 15 points	72-5

POSTSEASON SUCCESS: ACTIVE COACHES

PLAYOFFS WIN PERCENTAGE (Min. 6 Games)

Rk.	Coach	Rec.	Pct.
1.	Bill Belichick	31-12	.721
2.	Doug Pederson	4-2	.667
3.	John Harbaugh	10-7	.588
4.	Jon Gruden	5-4	.556
	Mike McCarthy	10-8	.556
6.	Pete Carroll	11-9	.550

SUPER BOWL TITLES

1.	Bill Belichick	6
2.	John Harbaugh	1
	Pete Carroll	1
	Jon Gruden	1
	Sean Payton	1
	Doug Pederson	1
	Andy Reid	1
	Mike Tomlin	1

HARBAUGH'S CAREER STOPS

Team	Position	Years
Baltimore Ravens	Head Coach	2008-20
Philadelphia Eagles	Secondary	2007
Philadelphia Eagles	Special Teams Coord.	1998-2006
Indiana University	DBs/Special Teams Coord.	1997
University of Cincinnati	Assistant Head Coach	1995-96
University of Cincinnati	TEs/OLBs/RBs/Special Teams	1989-94
Morehead State	DBs/ST Coord./S&C Coach	1988
University of Pittsburgh	Tight Ends	1987
Western Michigan	Graduate Assistant	1984-86

RAVENS UNDER HARBAUGH: SINCE 2008

3	7	9	10	77	139
AFC TITLE GAMES 2nd Most, tied, Pit.	ROAD PLAYOFF WINS NFL High	PLAYOFF BERTHS 3rd Most, tied, Sea. (2008-20)	PLAYOFF WINS 2nd Most, tied, GB & Sea.	WINS AT HOME 3rd Most	TOTAL VICTORIES 5th Most

Harbaugh One of 10 to Reach Playoffs Nine Times in First 13 Seasons:

By nabbing the Ravens' third-straight playoff berth in 2020, John Harbaugh became the 10th head coach ever to achieve at least nine postseason berths in the first 13 seasons of a coaching career (Pete Carroll, Bill Cowher, Tony Dungy, Bud Grant, Mike Holmgren, Chuck Knox, Mike McCarthy, Andy Reid & Marty Schottenheimer).



RAVENS SPECIAL TEAMS NOTES

A RICH HISTORY OF SPECIAL TEAMS

Following the retirement of longtime ST coordinator Jerry Rosburg, Chris Horton took over as the Ravens' special teams coach in 2019. Horton, who served as Rosburg's assistant for three seasons (2016-18), leads the standout special teams battery.

SIX PRO BOWLERS

• Six Ravens have earned 12 combined Pro Bowl honors during the John Harbaugh Era (since 2008): ST Brendon Ayanbadejo (2008), K Billy Cundiff (2010), RS Jacoby Jones (2012), K Justin Tucker (2013, 2016 & 2019-20), LS Morgan Cox (2015, 2016 & 2019-20) and P Sam Koch (2015).

PRIME KICKER & PUNTER

• Four-time Pro Bowl K Justin Tucker, who the Ravens signed as a rookie free agent, owns the NFL's most FGs (291) since entering the NFL in 2012. With a 90.7% career success mark, "Tuck" is the most accurate kicker in league history (291-of-321 on FGAs). Earning his first Pro Bowl nod in 2015, P Sam Koch's 46.7 gross average ranked No. 9 in the NFL that season, while his 42.9 net average was No. 2. In 2017, Koch led the NFL in both punts inside the 10 (16) and the 20 (a franchise-record 40).

RAVENS' PUNT RETURN MEN SOAR

• Dating back to 2011, six different Ravens have returned punts for touchdowns: WR Michael Campanaro, WR Kaelin Clay, WR Tandon Doss, CB Cyrus Jones, WR Jacoby Jones and DB Lardarius Webb.

DUVERNAY CONTINUES ROOKIE KOR-TD TREND

• In Week 3 of 2020 vs. KC, rookie WR Devin Duvernay produced a 93-yard KOR-TD. It marked the NFL's first KOR-TD of 2020 and was the Ravens' sixth KOR-TD since 2011, tied with KC for the NFL's second most. Only the Vikings (7) have produced more KOR-TDs dating back to 2011. Duvernay became the fifth rookie in Ravens history to return a kickoff for a TD: Patrick Johnson (1998), Yamon Figurs (2007), Lardarius Webb (2009) and David Reed (2010).

BALTIMORE BLOCK PARTY

Since 2014, the Ravens own the NFL's fifth-most blocked kicks (15), including an NFL-high 4 (tied) in 2016.

BLOCKED KICKS / SINCE 2014

Rk.	Team	Blocks
1.	New England	20
2.	Philadelphia	19
3.	Denver & Miami	16
5.	Baltimore	15

MOST BLOCKED KICKS (2016 Season)

Rk.	Team	Blocks
1.	Baltimore	4
	Miami	4
3.	Five Teams	3

RAVENS' 15 BLOCKS: BREAKDOWN (SINCE 2014)

Total Blocks	15	1st Qtr.	4	When Losing	8
FG Blocks	9	2nd Qtr.	2	When Winning	5
PAT Blocks	3	3rd Qtr.	3	When Tied	2
Punt Blocks	3	4th Qtr.	6	Record	11-4



Tucker FGs Made
NFL's Most Since '12

6

Ravens KOR-TDs
NFL's 2nd Most Since '11
(tied with KC)



Tucker Points Scored
NFL's Most Since 2012

6

Ravens PR-TDs
NFL's 3rd Most Since '11
(tied w/ Chi., Den., & Phi.)



Tucker Career FG %
Best in NFL History

12

Ravens Total Ret. TDs
NFL's 2nd Most Since '11
(tied with Min.)

2020 RETURN GAME STANDOUTS

In 2020, the Ravens' posted a 26.7 kickoff return average, ranking as the NFL's second-best mark. Ravens rookie WR/RS Devin Duvernay registered a 93-yard KOR-TD in Week 3 against KC, marking 1 of only 7 NFL KOR-TDs in 2020.

NFL KICKOFF RETURN AVERAGE / 2020

Rk.	Team	KOR	Yards	Avg.	Long	TDs
1.	Buffalo Bills	36	995	27.6	60	0
2.	Baltimore Ravens	23	613	26.7	93t	1
3.	Dallas Cowboys	37	965	26.1	67t	1

Baltimore was also superb at covering KORs, posting the No. 4 opponent avg. starting field position (24.2) after a KOR.

OPP. AVERAGE STARTING FIELD POSITION / AFTER KOR

1.	Buffalo	23.7
2.	Indianapolis	24.0
3.	Arizona	24.1
4.	Baltimore	24.2

AVERAGE STARTING FIELD POSITION / AFTER KOR

1.	Buffalo	29.8
2.	Cleveland	27.7
3.	Baltimore	27.4
	Kansas City	27.4

NO. 1 KOR AVERAGE UNDER HARBAUGH

Since 2008, when John Harbaugh became the Ravens' head coach, Baltimore owns the NFL's No. 1 KOR average (24.9).

NFL KICKOFF RETURN AVERAGE (Since 2008 / Harbaugh's Baltimore Tenure)

Rk.	Team	KOR	Yards	Avg.	Long	TDs
1.	Baltimore Ravens	526	13,076	24.9	108t	8
2.	Minnesota Vikings	570	13,864	24.3	109t	10
3.	New Orleans Saints	480	11,385	23.7	106t	2

RAVENS OFFENSIVE NOTES

ROMAN'S ATTACK

Greg Roman has led Baltimore's offense to record-setting heights, ultimately producing two of the best ground attacks in NFL history and a unit that consistently scores. Roman is a 22-year NFL coaching veteran who spent 2018 as the team's assistant HC/TEs coach before being elevated to offensive coordinator in 2019, when he won NFL's Assistant Coach of the Year. He joined John Harbaugh's staff in 2017 as the senior offensive assistant/TEs coach.

2019 ASSISTANT COACH OF THE YEAR



ROMAN'S OFFENSES RACK UP TEAM RECORDS

In 2019, Baltimore set single-season franchise records in total TDs (64), points (531), net yards (6,521), rushing yards (3,296) and first downs (386). In 2020, the Ravens posted the second-most total TDs (55), points (468) and rushing yards (3,071) in franchise history.

TOTAL TDs		POINTS		NET YARDS		RUSHING YARDS	
Rk.	Year	Rk.	Year	Rk.	Year	Rk.	Year
1.	2019	1.	2019	1.	2019	1.	2019
2.	2020	2.	2020	2.	2018	2.	2020
3.	2009	3.	2014	3.	2014	3.	2003
	64		531		6,521		3,296
	55		468		5,999		3,071
	47		409		5,838		2,674

TOP 2020 RANKINGS

In 2020, the Ravens proved once again that they have one of the NFL's most effective attacks, especially on the ground.

RUSHING YARDS PER GAME

1. Baltimore 191.9
2. Tennessee 168.1
3. Cleveland 148.4

200-YARD RUSHING GAMES

1. Baltimore 6
2. Tennessee 5

RUSHES OF 10+ YARDS

1. Baltimore 80
2. Cleveland 74

RUSHING TOUCHDOWNS

1. New Orleans 30
2. Tennessee 26
3. Baltimore 24

RUSHES OF 20+ YARDS

1. Baltimore 31
2. Cleveland 21

WINS OF 15+ POINTS

1. Baltimore 6
- GB & TB 6

200-YARD RUSHING OUTPUTS

Since QB Lamar Jackson became Baltimore's starter in Week 11 of 2019, the Ravens have rushed for at least 200 yards in 20 games, including an NFL-best six such performances in 2020.

MOST 200-YARD RUSHING OUTPUTS (Since Lamar Jackson's First NFL Start on 11/18/18)

Rk.	Team	200-Yard Rush Games
1.	Baltimore Ravens	20
2.	Tennessee Titans	10
3.	Minnesota Vikings	6

RAVENS RUN GAME FAST FACTS

- Under John Harbaugh, when rushing for at least 125 yards, the Ravens have produced a 77-18 record. Baltimore is 53-11 when rushing for at least 150 yards and 28-3 when tallying at least 200 under "Harbs."
- Eight of the Ravens' all-time Top 13 rushing outputs have occurred since 2018, when QB Lamar Jackson became the starter: **404 at Cin. in 2020 (1st)**, 296 at Cle. in 2018 (4th), **294 vs. Dal. in 2020 (5th)**, 285 at LAR in 2019 (7th), 269 vs. Cin. in 2019 (9th), 267 vs. Cin. in 2018 (10th), **265 vs. Pit. in 2020 (11th)** & 265 at Mia. in 2019 (11th). (**2020 in games in bold**)
- In 2020, for the second-straight year, Baltimore had three players – QB Lamar Jackson (1,005), RB J.K. Dobbins (805) & RB Gus Edwards (723) – rush for 700+ yards each. The 2020 Ravens joined the 2019 Ravens and 2011 Panthers as the only teams ever with three 700-yard rushers in a season.

MOST RUSHING YARDS 16-GAME NFL SINGLE-SEASON HISTORY

Rk.	Team (Year)	Yards	Avg.	Att.
1.	Baltimore (2019)	3,296	5.53	596
2.	New England (1978)	3,165	4.72	671
3.	Baltimore (2020)	3,071	5.53	555
4.	Kansas City (1978)	2,986	4.50	663
5.	Chicago (1984)	2,974	4.41	674

20 / 100 STREAK IS BEST EVER

From Week 11 of 2018, when QB Lamar Jackson became the Ravens' starter, through Week 9 of 2020, Baltimore scored 20-plus points *and* rushed for at least 100 yards in 31-straight games. That mark is, by far, the NFL's longest such streak ever.

CONSECUTIVE GAMES W/ 20+ POINTS & 100 RUSH YARDS (NFL History)

Rk.	Team	Dates	Consec. Games
1.	Baltimore	11/18/2018-11/08/2020	31
2.	Carolina	12/28/2014-12/20/2015	15
3.	San Fran.	11/01/1953-11/07/1954	14

RAVENS SET NFL RECORD

From Week 11 of 2018, when QB Lamar Jackson became the Ravens' starter, through Week 9 of 2020, Baltimore scored 20+ points in 31-straight regular season games, marking the longest streak in NFL history.

CONSECUTIVE GAMES SCORING 20+ POINTS (NFL History)

Rk.	Team	Dates	Consec. Games Scoring 20+
1.	Baltimore	11/18/2018-11/08/2020	31
2.	Denver	12/02/2012-11/09/2014	30
3.	St. Louis	09/12/1999-11/26/2000	28

RAVENS DEFENSIVE NOTES

A DOMINANT D.C.

- For three seasons as Baltimore's D.C., Don "Wink" Martindale has led the Ravens' defense to incredible success. In 2018, Martindale was recognized by *SI/MMQB* as the Assistant Coach of the Year and was the *APNFL* runner-up (then-Bears' DC Vic Fangio) for the same award, guiding Baltimore's unit to a No. 1 ranking (292.2 ypg allowed).
- In 2019, "Wink" led the Ravens to strong rankings once again, finishing No. 3 in scoring defense (17.6 ppg) and No. 4 in total "D" (300.6 ypg), en route to a franchise-best 14-2 record.
- In 2020, Baltimore allowed the NFL's second-fewest points (18.9 ppg) and produced the No. 2 third-down defense (34.0%), also registering a league-high 25 FFs.



WITH WINK GUIDING THE DEFENSE

Since Don Martindale was named the Ravens' coordinator in 2018, Baltimore's unit has excelled, leading the NFL in several key defensive categories.

POINTS/GM ALLOWED (Since 2018)

1. Baltimore 18.2
2. New England 18.8
3. Chicago 19.8
4. Pittsburgh 20.3
5. Buffalo 21.0

DEFENSIVE TDs (Since 2018)

1. Baltimore 12
- LA Rams 12
3. Kansas City 9
- New England 9
- NY Jets, Pittsburgh . . . 9

YARDS/GM ALLOWED (Since 2018)

1. Baltimore 307.8
2. Pittsburgh 312.4
3. San Francisco 314.3
4. Buffalo 315.0
5. Chicago 322.9

OPP. COMPLETION % (Since 2018)

1. Baltimore 60.3
2. Pittsburgh 60.6
3. New England 61.5
4. Kansas City 62.5
5. Green Bay 62.6

BALTIMORE: THE SHUTOUT CITY

Since 2017, 25 shutouts have been pitched by defenses throughout the NFL. Of those, a league-high 4 have come courtesy of the Ravens.

MOST SHUTOUTS

Rk.	Team	Shutouts
1.	Baltimore Ravens	14
2.	New England Patriots	13
3.	San Francisco 49ers	12

MOST SHUTOUTS

Rk.	Team	Shutouts
1.	Baltimore Ravens	4
2.	New England Patriots	3
3.	Den. / Jax. / LAR	2

RAVENS ALL-TIME "D" COORDINATORS

Don Martindale joined a long line of great Ravens defensive coordinators, four of whom have gone on to become NFL head coaches: Marvin Lewis (1996-2001), Mike Nolan (2002-04), Rex Ryan (2005-08) and Chuck Pagano (2011).

- Don Martindale (2018-20)
- Dean Pees (2012-17)*
- Chuck Pagano (2011)
- Greg Mattison (2009-10)

- Rex Ryan (2005-08)
- Mike Nolan (2002-04)
- Marvin Lewis (1996-2001)*

* Super Bowl-winning DC

2020 RANKINGS

SCORING DEFENSE

Rk.	Team	PPG
1.	LA Rams	18.5
2.	Baltimore	18.9
3.	Pittsburgh	19.5

THIRD-DOWN DEFENSE

Rk.	Team	Pct.
1.	Miami	31.2
2.	Baltimore	34.0
3.	LA Rams	35.4

MOST QB HITS / 2020

Rk.	Team	QBH
1.	Pittsburgh	136
2.	Baltimore	116
	Tampa Bay	116
4.	Philadelphia	114
5.	New Orleans	112

RAVENS "D" UNDER HARBAUGH

Don Martindale leads a defensive unit that, during the John Harbaugh Era (2008-20), has been superb.

POINTS PER GAME ALLOWED

1. Baltimore 18.9
2. Pittsburgh 19.2
- New England 19.2

SCRIMMAGE TDs ALLOWED

1. Baltimore 387
2. Pittsburgh 405
3. New England 427

TOTAL NET YARDS ALLOWED

1. Pittsburgh 308.3
2. Baltimore 315.4
3. NY Jets 328.9

OPPONENT PASSER RATING

1. Baltimore 79.8
2. Buffalo 81.2
3. Pittsburgh 82.0

RUSHING YARDS ALLOWED

1. Pittsburgh 96.4
2. Baltimore 97.5
3. NY Jets 102.8

THIRD-DOWN DEFENSE

1. Baltimore 35.9
2. Denver 36.7
3. Philadelphia 37.0

✗ Under John Harbaugh, the Ravens have posted a Top 5 scoring defense in seven of his 13 years.

✗ During Coach Harbaugh's 13 seasons in Baltimore, the Ravens have boasted 10 Top 10 defenses (yards allowed).

SACK CITY, USA

In 2018's Week 6 win at the Titans, Baltimore racked up a franchise-best 11 sacks, tying for the second most by a team in league history. They also stand as the most in an NFL game since 2012 (SD, 11).

MOST SINGLE-GAME SACKS RAVENS HISTORY

- 10/14/18 at Ten. 11
- 11/24/11 vs. SF. 9
- 11/26/06 vs. Pit. 9
- 11/16/97 vs. Phi. 9

RAVENS PERSONNEL NOTES



**25TH
RAVENS
SEASON**

EVP & GM ERIC DECOSTA

Eric DeCosta has been with the franchise since Day One, first beginning as an intern during the inaugural 1996 season and then ascending to the personnel department's chief decision-maker in 2019. Prior to being named EVP/GM – succeeding the legendary Ozzie Newsome – DeCosta, 49, received GM interview offers annually from multiple teams in recent years. However, he never seriously considered leaving Baltimore, which has always aligned perfectly with what he envisioned to be his dream job.

Baltimore's Week 1 roster included 15 players (below) who have earned Pro Bowl honors during their NFL careers. Additionally, the Ravens had six players on their roster who've garnered AP first-team All-Pro accolades.

MOST PRO BOWLERS ON A 2020 WEEK 1 NFL ROSTER

Rk.	Team	Pro Bowlers
1.	New Orleans	16
2.	Baltimore	15
3.	Chicago & Dallas	14

- X Mark Andrews
- X Orlando Brown Jr.
- X Calais Campbell*
- X Morgan Cox
- X Robert Griffin III
- X Marlon Humphrey*
- X Mark Ingram II
- X Lamar Jackson*

MOST FIRST-TEAM ALL-PROS ON A 2020 WEEK 1 NFL ROSTER

Rk.	Team	1st All-Pros
1.	Chicago	7
2.	Baltimore	6
	Ari., KC, NO & TB	6

- X Matthew Judon
 - X Sam Koch
 - X Marcus Peters*
 - X Patrick Ricard
 - X Ronnie Stanley*
 - X Justin Tucker*
 - X Brandon Williams
- * First-Team All-Pro

FIRST-ROUND FINDS

The Ravens have tabbed 25 players in the first round. These picks have earned 65 combined Pro Bowls, multiple POTY Awards, an NFL MVP honor, two Super Bowl MVPs and three HOF selections.

RAVENS ALL-TIME FIRST-ROUND DRAFT PICKS

Year	Name	Pick	Pro Bowls
1996	T Jonathan Ogden* –	4	11
1996	LB Ray Lewis* ++ ~ –	26	13
1997	LB Peter Boulware*	4	4
1998	CB Duane Starks*	10	
1999	CB Chris McAlister*	10	3
2000	RB Jamal Lewis* =	5	1
2000	WR Travis Taylor	10	
2001	TE Todd Heap*	31	2
2002	S Ed Reed*+ –	24	9
2003	OLB Terrell Suggs*+	10	7
2003	QB Kyle Boller	19	
2005	WR Mark Clayton*	22	
2006	DT Haloti Ngata*	12	5
2007	G Ben Grubbs*	29	2
2008	QB Joe Flacco^ ~	18	
2009	T Michael Oher*	23	
2011	CB Jimmy Smith	27	
2013	S Matt Elam	32	
2014	LB C.J. Mosley*	17	4
2015	WR Breshad Perriman	26	
2016	T Ronnie Stanley	6	1
2017	CB Marlon Humphrey	16	2
2018	TE Hayden Hurst	25	
2018	QB Lamar Jackson%	32	1
2019	WR Marquise Brown	25	
2020	LB Patrick Queen	28	

% NFL MVP ~ Super Bowl MVP + Defensive Player of the Year
 = Offensive Player of the Year – Pro Football Hall of Fame
 * All-Rookie Team ^ NFL Rookie of the Year (Fan Vote)

Baltimore has drafted three players (Ogden, Lewis & Reed) who were selected to the Pro Football Hall of Fame. For Ogden & Lewis, it was the first time ever two players were drafted in the same round (1st in 1996) by a team and reached the HOF in their initial year of eligibility.

HOMEGROWN PRO BOWLERS

Year Drafted (Rd.)	Name	Pro Bowls
1996 (1st)	LB Ray Lewis	13
1996 (1st)	T Jonathan Ogden	11
2002 (1st)	S Ed Reed	9
2007 (3rd)	G Marshal Yanda	8
2003 (1st)	OLB Terrell Suggs	7
2006 (1st)	DT Haloti Ngata	5
1997 (1st)	OLB Peter Boulware	4
2015 (RFA)	LS Morgan Cox #	4
2014 (1st)	LB C.J. Mosley	4
2012 (RFA)	K Justin Tucker #	4
1999 (1st)	CB Chris McAlister	3
2008 (2nd)	RB Ray Rice	3
2018 (3rd)	T Orlando Brown Jr.	2
2001 (1st)	TE Todd Heap	2
2017 (1st)	CB Marlon Humphrey	2
2016 (5th)	OLB Matthew Judon	2
1996 (5th)	WR/RS Jermaine Lewis	2
2007 (4th)	FB Le'Ron McClain	2
2017 (RFA)	FB Patrick Ricard #	2
2000 (6th)	OLB Adalious Thomas	2
2018 (3rd)	TE Mark Andrews	1
2007 (1st)	G Ben Grubbs	1
2018 (1st)	QB Lamar Jackson	1
2013 (4th)	FB Kyle Juszczyk	1
2006 (6th)	P Sam Koch	1
2000 (1st)	RB Jamal Lewis	1
2002 (RFA)	LB Bart Scott #	1
2016 (1st)	T Ronnie Stanley	1
2013 (3rd)	DT Brandon Williams	1

Undrafted rookie free agent **Bold indicates 2020 Pro Bowler**

29

Homegrown Ravens
Pro Bowlers

25

Drafted Ravens
To Earn Pro Bowl
Honors

4

Undrafted Rookies
To Earn Pro Bowl
Honors

RAVENS PERSONNEL NOTES

RAVENS DRAFT SUCCESS ACROSS THE BOARD

- 1ST** → Jonathan Ogden ('96), Ray Lewis ('96), Peter Boulware ('97), Chris McAlister ('99), Jamal Lewis ('00), Todd Heap ('01), Ed Reed ('02), Terrell Suggs ('03), Haloti Ngata ('06), Joe Flacco ('08), Jimmy Smith ('11), C.J. Mosley ('14), Ronnie Stanley ('16), Marlon Humphrey ('17), Lamar Jackson ('18), Marquise Brown ('19), Patrick Queen ('20)
- 2ND** → Jamie Sharper ('97), Ray Rice ('08), Torrey Smith ('11), Courtney Upshaw ('12), Kelechi Osemele ('12), Timmy Jernigan ('14), J.K. Dobbins ('20)
- 3RD** → Casey Rabach ('01), Marshal Yanda ('07), Lardarius Webb ('09), Brandon Williams ('13), Orlando Brown Jr. ('18), Mark Andrews ('18)
- 4TH** → Edwin Mulitalo ('99), Jarret Johnson ('03), Le'Ron McClain ('07), Dennis Pitta ('10), Kyle Juszczyk ('13), Za'Darius Smith ('15), Tavon Young ('16)
- 5TH** → Jermaine Lewis ('96), Dawan Landry ('06), Arthur Jones ('10), Pernell McPhee ('11), Rick Wagner ('13), Matthew Judon ('16)
- 6TH** → Adalius Thomas ('00), Chester Taylor ('02), Sam Koch ('06), Haruki Nakamura ('08), Tyrod Taylor ('11), Chuck Clark ('17), Bradley Bozeman ('18)
- 7TH** → DeAngelo Tyson ('12), Michael Campanaro ('14), Zach Sieler ('18)
- RFA** → Mike Flynn ('97), Priest Holmes ('97), Will Demps ('02), Bart Scott ('02), Ma'ake Kemo'eatu ('02), Jameel McClain ('08), Dannell Ellerbe ('09), Morgan Cox ('10), Justin Tucker ('12), James Hurst ('14), Zach Orr ('14), Patrick Onwuasor ('16), Michael Pierce ('16), Matt Skura ('16), Patrick Ricard ('17), Chris Board ('18), Gus Edwards ('18)

RAVENS 20/20 CLUB

The Ravens' "20/20 Club" includes members of the personnel staff who started with as young assistants and grew into evaluators with more input. The term "20/20" refers to hiring 20-year-olds for \$20,000. But according to Ozzie Newsome: "The guys actually started when they were a little older than 20 and for more than \$20,000, but that's what we call them."

RAVENS "20/20 CLUB" GRADUATES / CURRENT SCOUTS

Name	Joined Ravens	Current Title
George Kokinis	1991 (w/ Browns)	Dir. of Player Personnel
Eric DeCosta	1996	EVP & General Manager
Joe Hortiz	1998	Dir. of Player Personnel
Mark Azevedo	2005	Asst. Dir. of Col. & Pro Pers.
David Blackburn	2007	National Scout
Andrew Raphael	2013	Southeast Area Scout
Brandon Berning	2015	Midwest/SW Area Scout
Joey Cleary	2015	West Area Scout
Patrick Williams	2016	College & Pro Scout
Corey Frazier	2017	Pro Scout
"Q" Attenoukon	2017	College & Pro Scout
Patrick McDonough	2018	College & Pro Scout
Chas Stallard	2018	College & Pro Scout

ALL-PRO DRAFT PICKS

The success the Ravens have had drafting standout players since their 1996 Baltimore arrival cannot be ignored. Over the past 24 years, led by **Ozzie Newsome** and now **Eric DeCosta**, the Ravens have drafted an NFL-best 15 players who went on to earn *AP* first-team All-Pro honors. When including undrafted rookie **K Justin Tucker**, Baltimore has produced 16 "homegrown" *AP* first-team All-Pro selections.

MOST DRAFT CHOICES TO EARN AP FIRST-TEAM ALL-PRO (Since 1996 / Ravens Inception)

Rk.	Team	Players
1.	Baltimore Ravens	15
2.	Carolina Panthers	13
3.	Kansas City, New England & Tennessee	12

✗ Marlon Humphrey^ (1)	✗ Chris McAlister (1)	✗ Ed Reed (5)
✗ Lamar Jackson^ (1)	✗ Le'Ron McClain (1)	✗ Ronnie Stanley^ (1)
✗ Jamal Lewis (1)	✗ Haloti Ngata (2)	✗ Terrell Suggs (1)
✗ Jermaine Lewis (1)	✗ Jonathan Ogden (4)	✗ Adalius Thomas (1)
✗ Ray Lewis (7)	✗ Kelechi Osemele* (1)	✗ Marshal Yanda (2)

(1st-Team All-Pro) (* w/ Raiders) (^ Current Raven)



THE WIZARDRY OF OZ

Ozzie Newsome's legacy is unlike any the game has seen. Known throughout all of sports as a premier leader, Newsome is a Hall of Fame player, the architect of Baltimore's 2000 and 2012 Super Bowl championship teams and an elite evaluator who became the NFL's first African American GM. In 2019, his longtime top lieutenant, Eric DeCosta, took over as the Ravens' EVP & GM. However, Newsome maintains a significant role within the organization as its executive VP.

OZZIE NEWSOME CAREER SNAPSHOT

- NFL's first African American General Manager (promoted in 2002)
- Architect of Ravens 2000 & 2012 Super Bowl Championship Teams
- NFL Executive of the Year (2000) • Pro Football Hall of Fame (class of 1999)
- State of Alabama Hall of Fame (class of 1995)
- National Football Foundation College Hall of Fame and NCAA Hall of Fame (class of 1994)
- 13-Year NFL Tight End with Browns (1978-90) • Three-Time Pro Bowler (1981, 1984-85)
- Four-Time Cleveland Touchdown Club Offensive Player of the Year
- Member of Three Major NFL Policy-Making Groups: Competition Committee, Diversity Committee & Player Care Foundation Board

IRONMEN / TURNOVERS NOTES

KOCH'S GAMES STREAK

P Sam Koch played in 239-straight games from Week 1 of 2006 to Week 16 of 2020, ranking as the sixth-longest streak in NFL history amongst kickers/punters. Koch has only missed one game (Week 17, 2020, COVID-19 list) during his career.

NFL CONSECUTIVE GAMES PLAYED / KICKERS & PUNTERS

Rk.	Player	Games (Years)
1.	P Jeff Feagles	352 (1988-2010)
2.	P Shane Lechler	254 (2002-17)
3.	K Morten Andersen	248 (1987-2002)
4.	P Chris Gardocki	244 (1991-2006)
5.	K Ryan Longwell	240 (1997-2012)
6.	P Sam Koch	239 (2006-20)

RAVENS IRONMEN

RAVENS CONSECUTIVE GAMES PLAYED / ACTIVE STREAKS

Rk.	Player	Games
1.	Justin Tucker	144
2.	Chuck Clark	55
3.	Tyus Bowser	42

RAVENS CONSECUTIVE GAMES PLAYED / ALL-TIME STREAKS

Rk.	Player	Games	Years
1.	Sam Koch	239	2006-20
2.	Justin Tucker	144	2012-present
3.	Jarret Johnson	129	2003-11
4.	Joe Flacco	122	2008-15
5.	Anthony Levine Sr.	117	2013-20
6.	Peter Boulware	111	1997-2003

RAVENS ALL-TIME GAMES PLAYED

Rk.	Player	Games	Years
1.	Sam Koch	239	2006-present
2.	Terrell Suggs	229	2003-18
3.	Ray Lewis	228	1996-2012
4.	Matt Stover	207	1996-2008
5.	Jonathan Ogden	177	1996-2007
	Marshal Yanda	177	2007-19
7.	Morgan Cox	165	2010-present
8.	Joe Flacco	163	2008-18
9.	Ed Reed	160	2002-12
10.	Justin Tucker	144	2012-present
	Jarret Johnson	143	2003-11
12.	Chris McAlister	135	1999-2008
	Haloti Ngata	135	2006-14
14.	Kelly Gregg	134	2001-10

CONSECUTIVE GAMES / ACTIVE STREAKS

T Orlando Brown (48) and S Chuck Clark (55) have each produced the fifth-longest consecutive-games-played streak among players at their respective NFL positions.

TACKLES

1.	Jake Matthews (Atl.)	253
2.	Morgan Moses (Was.)	241
3.	Dion Dawkins (Buf.)	64
	Taylor Moton (Car.)	64
5.	Orlando Brown (Bal.)	48

SAFETIES

1.	Duron Harmon (Det.)	127
2.	Malcolm Jenkins (NO)	119
3.	Kevin Byard (Ten.)	80
4.	Jordan Poyer (Buf.)	57
5.	Chuck Clark (Bal.)	55

TURNOVER MARGIN SINCE 2008

Since John Harbaugh's 2008 Baltimore arrival, the Ravens have produced the NFL's fifth-best turnover differential (+57).

NFL's TOP TURNOVER DIFFERENTIALS (Since 2008 / John Harbaugh Era)

Rk.	Team	Takeaways	Giveaways	Turnover Diff.
1.	New England	365	208	+157
2.	Green Bay	337	225	+112
3.	Seattle	337	263	+74
4.	Kansas City	329	257	+72
5.	Baltimore	330	273	+57
6.	Atlanta	307	273	+34

Note: The Ravens (+4) tied for 10th in the NFL in 2020.

TURNOVER MARGIN AT HOME

Baltimore owns a +56 differential at home during the John Harbaugh Era, ranking as the league's fourth-best mark.

NFL's TOP TURNOVER DIFFERENTIALS / AT HOME (Since 2008 / John Harbaugh Era)

Rk.	Team	Takeaways	Giveaways	Turnover Diff.
1.	Green Bay	190	99	+91
2.	New England	190	105	+85
3.	Seattle	180	122	+58
4.	Baltimore	179	123	+56

TURNOVER TABLE SINCE 2000

Year	TA/TO	Plus/Minus	Record
2020	22/18	+4	11-5
2019	25/15	+10	14-2
2018	17/20	-3	10-6
2017	34/17	+17	9-7
2016	28/23	+5	8-8
2015	14/28	-14	5-11
2014	22/20	+2	10-6
2013	24/29	-5	8-8
2012	25/16	+9	10-6
2011	26/24	+2	12-4
2010	27/20	+7	12-4
2009	32/22	+10	9-7
2008	34/21	+13	11-5
2007	23/40	-17	5-11
2006	40/23	+17	13-3
2005	26/36	-10	6-10
2004	34/23	+11	9-7
2003	41/38	+3	10-6
2002	31/32	-1	7-9
2001	28/36	-8	10-6
2000	49/26	+23	12-4
Total	602/527	+75	201-135

THE RAVENS ARE...

Since 2000, here are the Ravens' records in a game:

When turnover ratio is +2 or better	87-5
When turnover ratio is +1 or better	125-17
When turnover ratio is even	40-28
When turnover ratio is negative	34-88

THAT M&T MAGIC

HOME UNDER HARBS

Under John Harbaugh (since 2008) the Ravens have produced the NFL's third-best home winning percentage (.740), going 77-27 at M&T Bank Stadium.

NFL'S BEST REGULAR SEASON HOME RECORDS (John Harbaugh Era / Since 2008)

Rk.	Team	Record	Pct.
1.	New England Patriots	87-17	.837
2.	Green Bay Packers	78-24-2	.760
3.	Baltimore Ravens	77-27	.740
4.	Pittsburgh Steelers	75-29	.721
5.	New Orleans Saints	73-31	.702

RAVENS DEFEND THE BANK

The Ravens have been outstanding at home since they arrived in Baltimore. Below are their respective home records and corresponding NFL rankings during several periods.

RAVENS HOME RECORDS / NFL RANKINGS

Time Period (Milestone)	Record	NFL Rank
Since 2010 (Past 11 Seasons)	65-23	3
Since 2008 (John Harbaugh's Arrival)	77-27	3
Since 2000 (First Super Bowl Season)	123-45	2
Since 1998 (M&T Bank Stadium Opened)	131-53	3
Since 1996 (Team's Inception)	138-61-1	4

HOME "D" UNDER HARBS [SINCE 2008]

16.9	76.2	302.1
POINTS ALLOWED PER GAME [NFL'S BEST]	OPPONENT PASSER RATING [NFL'S BEST]	YARDS ALLOWED PER GAME [NFL'S BEST]

Dating back to 2008, the Ravens have outscored opponents 2,678 to 1,759 at home. In their 77 wins during this span, the margin of victory has been 14.7 points per game.

The Ravens own a +919 point differential at home under John Harbaugh, ranking No. 3 in the NFL (NE is +1,178 & GB is +926).

Baltimore is 36-0 under Harbaugh when allowing 12 points or fewer at home.

HOME "D" DOMINANCE DATES WAY BACK

The Ravens' "D" has been stout at home for many seasons. Since 2003, Baltimore ranks at the top in several key categories:

BEST NFL DEFENSES AT HOME / SINCE 2003

POINTS PER GAME (Fewest Allowed)	TOTAL DEFENSE (Fewest Yards Allowed)
1. Baltimore 16.7	1. Baltimore 296.1
2. New England 17.1	2. Pittsburgh 297.9
3. Pittsburgh 18.3	3. NY Jets 317.4
INTERCEPTIONS	DEFENSIVE TDs
1. New England 174	1. Arizona 32
2. Green Bay 167	2. Baltimore 31
3. Baltimore 166	Green Bay 31

HOME FAST FACTS

- The Ravens are 24-8 at home in the month of December under John Harbaugh and 44-16 in such games during their history.
- Under Coach Harbaugh, the Ravens are 22-6 in November home games, producing the NFL's second best such record. The Ravens have won 20 of their past 25 home games during the month.
- Under Coach Harbaugh, the Ravens are 19-4 in September home games. The Ravens have won 22 of their past 26 home games in the month of September (dating back to 2006).
- Under Coach Harbaugh (since 2008), Baltimore has gone 21-5 against NFC teams at M&T Bank Stadium, producing the best home record by an AFC squad vs. the "other" conference.
- Baltimore has won 24 of its last 29 home games vs. NFC teams.
- In their history, the Ravens have hosted 22 games when the temperature was below 40 degrees. Baltimore is 19-3 in such games.
- Baltimore is 8-2 at home in November against AFC North foes under Harbaugh. Overall under Harbaugh, the Ravens are 26-12 in home games played against AFC North foes.
- Baltimore has won 22 of its last 31 home games vs. AFC North foes.
- The Ravens are 17-4 at home all time against teams from the West Coast (Ari. – 3-1, Oak. – 6-1, LAC – 3-1, SF – 3-0 and Sea. – 2-1).

BEST HOME DEFENSE

Baltimore has permitted an NFL-best 16.9 ppg at home during the John Harbaugh Era. Under "Harbs," the Ravens are 34-0 at home when allowing 10 points or fewer. In 22 of those games, the Ravens gave up no more than 7 points.

FEWEST POINTS/GAME ALLOWED AT HOME (Since 2008 / John Harbaugh Era)

Rk.	Team	PPG
1.	Baltimore	16.9
2.	New England	18.3
3.	Pittsburgh	18.6



ALL-TIME RESULTS / TRENDS

RAVENS REGULAR SEASON RECORDS

	Overall Record	Home	Away
Overall	225-174-1	138-62-1	87-113
In M&T Bank Stadium (since 1998)	131-53	131-53	n/a
Coached by Ted Marchibroda	16-31-1	11-12-1	5-19
Coached by Brian Billick	80-64	50-22	30-42
Coached by John Harbaugh	129-79	77-28	52-52
vs. AFC Teams	167-136	101-52	66-84
vs. AFC North	67-47	39-19	28-29
vs. AFC Central (1996-2001)	26-28	13-14	13-14
vs. AFC East	27-21	19-5	8-16
vs. AFC South	22-18	14-6	8-12
vs. AFC West	25-21	16-8	9-13
vs. NFC Teams	58-39-1	37-10-1	21-29
vs. NFC North	8-8	6-2	2-6
vs. NFC Central (1996-2001)	3-5	3-1	0-4
vs. NFC East	17-9-1	11-2-1	7-7
vs. NFC South	12-8	6-4	6-4
vs. NFC West	18-9	12-1	6-8
On Monday Night Football	14-12	5-3	9-9
On Tuesday	1-0	1-0	0-1
On Wednesday	0-1	0-0	0-1
On Thursday Night Football	8-5	7-1	1-4
On Saturday	4-1	2-0	2-1
On Sunday Night Football	15-14	9-3	6-11
In Overtime	13-14-1	7-5-1	6-9
Ravens Shutout Wins	14-0	6-0	8-0
In Season Openers	14-11	9-4	5-7
Indoors	7-15	n/a	7-15
Note: Baltimore has played in Houston's Reliant/NRG Stadium six times (4-2), Indy's Lucas Oil Stadium three times (1-2), Dallas' Texas Stadium once (1-0) and Atlanta's Mercedes-Benz Stadium once (1-0). Four of those games at Reliant Stadium/NRG Stadium (12/13/10, 10/21/12, 12/21/14 & 9/20/20) came when the roof was closed, meaning those games were "indoors," while the other games listed are considered "outdoors" due to open roofs. One of these games at Lucas Oil Stadium (11/8/20) came when the roof was opened, deeming that an outdoor game.			
In August	0-1	0-1	0-0
In September	52-33	33-9	19-24
In October	42-52	21-20	21-32
In November	62-42-1	37-15-1	25-27
In December	63-42	44-16	19-26
In January	6-4	3-0	3-4

RAVENS REGULAR SEASON RESULTS WHEN...

Team	Since 2000	Since 2008	2020
Record	201-135	129-79	11-5
vs. AFC North (since 2002)	67-47	49-29	4-2
vs. AFC	150-103	96-60	7-5
vs. NFC	51-32	33-19	4-0
Home	123-45	78-27	5-3
Away	78-90	52-52	6-2
On grass	104-76	66-40	8-4
Artificial turf	97-59	63-39	3-1
Outdoors	195-123	122-71	10-5
Indoors	6-12	5-7	1-0
September	44-26	29-15	2-1
October	39-41	23-25	3-0
November	57-30	37-16	1-3
December	55-35	36-21	4-1
January	6-3	4-2	1-0
Leading at halftime	160-26	105-20	10-2
Trailing at halftime	28-96	15-54	1-3
Tied at halftime	11-13	7-5	0-0
Tied after 3 quarters	5-7	3-3	0-0
Leading After 3 quarters	173-19	115-17	11-1
Trailing after 3 quarters	24-108	11-62	0-4
Decided by 7 points or fewer	79-76	48-52	2-4
Decided by 3 points or fewer	44-40	28-26	1-0
When scoring first	141-42	95-27	8-2
When not scoring first	61-93	34-52	3-3
Positive or even turnover ratio	167-46	103-34	9-3
Negative turnover ratio	34-89	26-45	2-2
Winning penalty ratio	88-54	57-28	5-0
Losing penalty ratio	97-70	60-42	6-5
Overtime	10-12	7-9	0-1
When returning a KOR for a TD	5-4	5-3	0-1
When returning a PR for a TD	9-3	5-1	0-0

Offense	Since 2000	Since 2008	2020
Scoring 20 or more points	163-52	112-37	11-3
Scoring 30 or more points	73-7	53-5	8-0
Having 20 or more first downs	99-54	77-35	6-2
Totaling 350 or more net yards	101-45	76-30	9-2
At least 35 minutes time of poss.	59-8	39-6	3-1
Rushing for 150 or more yards	78-19	53-11	8-2
When not throwing an INT	114-25	76-18	6-1
With a 100-yard rusher	69-23	41-10	4-1
Without a 100-yard rusher	132-112	88-69	7-4
With a 100-yard receiver	41-24	28-17	1-1
Without a 100-yard receiver	160-111	102-62	10-4
With a 300-yard passer	23-19	20-14	0-0
Without a 300-yard passer	178-116	109-65	11-5

Defense	Since 2000	Since 2008	2020
When scoring a defensive TD	52-7	30-5	3-0
When returning an INT for a TD	35-3	17-2	0-0
When returning a fumble for a TD	19-4	15-3	3-0
Recording 3 or more sacks	106-39	60-25	6-0
Holding opp. under 250 net yards	62-7	46-7	2-1
Holding opp. under 21 points	162-37	106-16	9-1
Holding opp. under 15 points	121-16	73-7	6-0
Allowing a 100-yard rusher	20-31	13-20	1-2
Not allowing a 100-yard rusher	180-105	116-59	10-3
Allowing a 100-yard receiver	39-42	22-26	1-1
Not allowing a 100-yard receiver	163-92	107-53	10-4
Allowing a 300-yard passer	26-30	18-22	2-1
Not allowing a 300-yard passer	174-105	111-57	9-4

LAMAR JACKSON NOTES

JACKSON IS A RECORD-SETTER

- X Baltimore is 30-7 with Jackson as its starter. Since his first NFL start (Week 11 of 2018), Jackson's 30 regular season wins are the most among all NFL starting QBs, and he is also the fastest QB in league history to reach 30 regular season victories.
- X In 2020, Jackson (1,005) became the first QB in NFL history to surpass the 1,000-yard rushing milestone in multiple seasons, also doing so in 2019 (1,206).
- X Jackson tallied 26 TD passes and 7 rushing TDs in 2020, joining Deshaun Watson (2018-19) as the only QBs with at least 25 TD passes and 5 rushing TDs in consecutive seasons in NFL history.
- X Jackson is the fastest QB in league history (35 games) to reach 5,000 passing yards and 2,000 rushing yards. He's also the first player in NFL history to reach 5,000 passing yards and 2,500 rushing yards in the first three seasons of a career.
- X Jackson is the only QB in NFL history to produce at least 3,000 passing yards and 1,000 rushing yards in a single season (2019). (He had 3,127 passing & 1,206 rushing yards in '19.)
- X In 2019, Jackson (36/7) became the third QB in NFL history to produce at least 35 passing TDs & 7 rushing TDs. Steve Young (35/7 in 1994) & Cam Newton (35/10 in 2015) also did this.
- X Jackson was responsible for an NFL-best 43 total TDs (36 passing & 7 rushing) in 2019. His 36 TD passes led the NFL and are the most in franchise single-season history.
- X In his final eight games of 2019 (he sat out Week 17), Jackson threw 25 TDs and 1 INT, completing 69.4% of his passes for 1,477 yards and a 130.3 rating. He had 630 rushing yards & 4 rush TDs.
- X Jackson rushed for 1,206 yards in 2019, marking the most by a quarterback in NFL single-season history.
- X Jackson threw at least 4 TDs in an NFL-best four games in 2019. He also threw at least 3 TDs in an NFL-best eight games.
- X In 2019's Week 15 win vs. NYJ, Jackson rushed for at least 85 yards while throwing for 5 TDs for the second time in his career. (He also did this on 11/25/19 at LAR.) Cam Newton is the only other player in NFL history to accomplish the 85 rushing yards/5 passing TDs feat in a game, doing so in 2015.
- X Jackson posted two perfect passer ratings in 2019 (at Cin. & Mia.), making him one of two QBs in NFL history (Ben Roethlisberger, 2007) to attain the 158.3 mark twice in a season.
- X In Weeks 11 (vs. Hou) and 12 (at LAR) of 2019, Jackson became the first NFL player ever to throw at least 4 passing TDs and have at least 50 yards rushing in back-to-back games.
- X Jackson owns the NFL single-season record for most 100-yard rushing games (5 in 2019) by a quarterback.
- X In 2019's Week 6 victory over Cincinnati, Jackson became the first player ever to pass for 200 yards (236) and rush for 150 yards (152) in a regular season game. (Colin Kaepernick also accomplished this feat in a 2013 playoff game.)
- X In the 2019 Divisional Playoff vs. Tennessee, Jackson became the first player in NFL history with at least 350 passing yards (365) and 100 rushing yards (143) in *any* game.
- X Jackson (8), Michael Vick (8) and Russell Wilson (4) own the Top 3 "double-triples" (at least 100 rushing and passing yards in the same game) in league history.

JACKSON TOPS 1,000 ONCE AGAIN

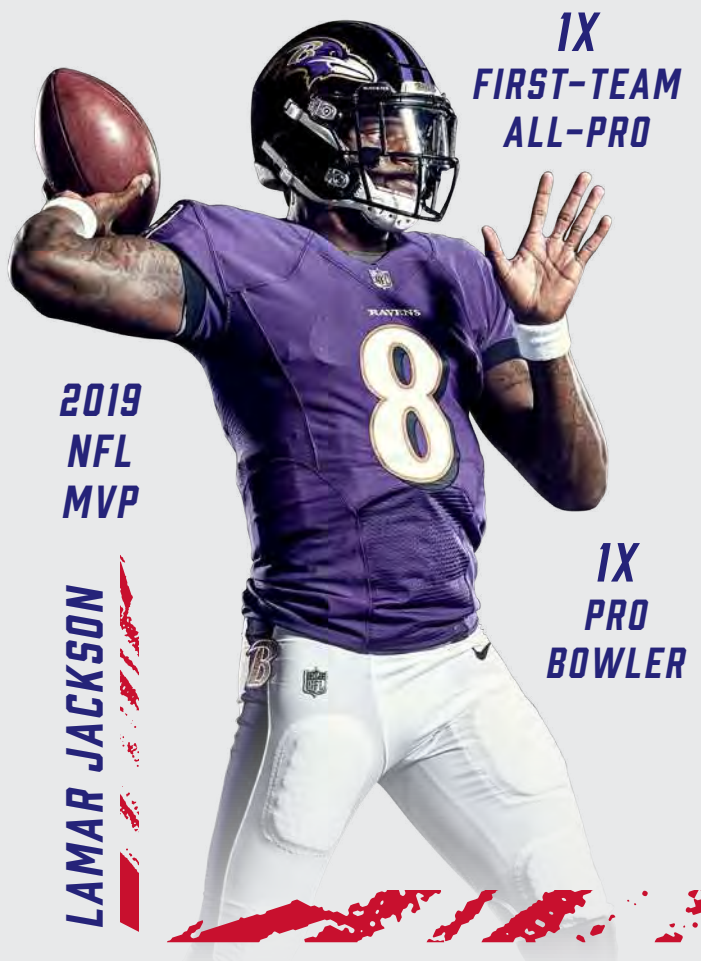
- X Lamar Jackson (1,005 in 2020) is the first QB in NFL history to surpass the 1,000-yard rushing milestone in multiple seasons, also doing so in 2019 (1,206).

JACKSON FINISHES 2020 ON FIRE

- X During the Ravens' five-game winning streak to end 2020 regular season play, Jackson accounted for 15 TDs (11 passing & 4 rushing), producing a 115.8 QB rating, in addition to 430 rushing yards.
- X From Weeks 13-17, Baltimore produced an NFL-high 267.4 rushing yards per game, the second-most points per game (37.2) and the NFL's No. 1 third-down offense (61.3%).

MOST REG. SEASON WINS BY A STARTING QB (SINCE WEEK 11 OF 2018 / JACKSON'S FIRST NFL START)

Rk.	Quarterback	Record
1.	Lamar Jackson (Bal.)	30-7
2.	Russell Wilson (Sea.)	29-10
3.	Patrick Mahomes (KC)	28-7
	Aaron Rodgers (GB)	28-11
5.	Tom Brady (NE/TB)	27-11



**1X
FIRST-TEAM
ALL-PRO**

**2019
NFL
MVP**

LAMAR JACKSON

**1X
PRO
BOWLER**

LAMAR JACKSON NOTES

In 2020's Week 9 win at Indy, QB Lamar Jackson tied Hall of Famer Dan Marino for the most victories (25) in a QB's first 30 regular season starts. (Jackson is now 30-7 as a starter, becoming the fastest QB ever to reach 30 regular season wins.)

BEST RECORD BY A QUARTERBACK IN HIS FIRST 30 NFL STARTS (Since 1970 Merger)

Rk.	Quarterback	Record
1.	Lamar Jackson	25-5
	Dan Marino	25-5
3.	Kurt Warner	24-6

PASSING TOUCHDOWNS

RAVENS SINGLE-GAME HISTORY

Quarterback/Date/Opp.	TDs
Lamar Jackson, 12/12/19 vs. NYJ	5
Lamar Jackson, 11/25/19 at LAR	5
Lamar Jackson, 9/8/19 at Mia	5
Joe Flacco, 10/12/14 at TB	5
Tony Banks, 9/10/00 vs. Jax	5

COMPLETION PCT.

RAVENS SINGLE-GAME HISTORY

Quarterback/Date/Opp.	Pct.
Lamar Jackson, 11/10/19 at Cin	88.2
Lamar Jackson, 9/8/19 at Mia	85.0
Lamar Jackson, 9/13/20 vs. Cle	80.0
Joe Flacco, 11/1/09 vs. Den	80.0

PASSER RATING

RAVENS SINGLE-GAME HISTORY

Quarterback/Date/Opp.	Rate
Lamar Jackson, 11/10/19 at Cin	158.3
Lamar Jackson, 9/8/19 at Mia	158.3
Joe Flacco, 10/12/14 at TB	149.7

JACKSON IS THE YOUNGEST QB IN NFL HISTORY TO PRODUCE A PERFECT PASSER RATING. INCREDIBLY, HE'S DONE IT TWICE.

CONSECUTIVE PASSES, NO INTs

RAVENS ALL-TIME HISTORY

Quarterback/Dates	Passes
Lamar Jackson, 11/25/18-9/29/19	248
Lamar Jackson, 10/6/19-12/8/19	181
Joe Flacco, 9/25/16-10/23/16	176

PASSING TOUCHDOWNS

RAVENS SINGLE-SEASON HISTORY

Rk.	Quarterback (Year)	TDs
1.	Lamar Jackson (2019)	36
2.	Vinny Testaverde (1996)	33
3.	Joe Flacco (2014)	27
4.	Lamar Jackson (2020)	26
5.	Joe Flacco (2010)	25

PASSER RATING

RAVENS SINGLE-SEASON HISTORY

Rk.	Quarterback (Year)	Rate
1.	Lamar Jackson (2019)	113.3
2.	Lamar Jackson (2020)	99.3
3.	Joe Flacco (2010)	93.6
4.	Joe Flacco (2014)	91.0
5.	Joe Flacco (2009)	88.9

TD PASS PERCENTAGE

RAVENS SINGLE-SEASON HISTORY

Rk.	Quarterback (Year)	TD%
1.	Lamar Jackson (2019)	9.0
2.	Lamar Jackson (2020)	6.9
3.	Vinny Testaverde (1996)	6.0
4.	Tony Banks (1999)	5.3
	Trent Dilfer (2000)	5.3

JACKSON'S 2019 NFL RANKINGS

- ✗ 43 total touchdowns – 1st
- ✗ 36 passing touchdowns – 1st
- ✗ 9.0 passing touchdown pct. – 1st
- ✗ 6.9 rushing average – 1st
- ✗ 113.3 passer rating – 3rd
- ✗ 1,206 rushing yards – 6th
- ✗ Starting QB wins (13) – 1st (tied)
- ✗ Games w/ 5 TD passes (3) – 1st
- ✗ Games w/ 4+ TD passes (4) – 1st
- ✗ Games w/ 3+ TD passes (8) – 1st
- ✗ Perfect passer rating games (2) – 1st
- ✗ 100-yard rush games (5) – 1st (by a QB)

LAMAR JACKSON NOTES

100-YARD RUSHING GAMES (Quarterbacks / Single-Season NFL History)

1. Lamar Jackson (2019) 5
2. Russell Wilson (2014)..... 3
Michael Vick (2006) 3
Michael Vick (2004) 3

CAREER 100-YARD RUSHING GAMES (Quarterbacks / NFL History)

1. Michael Vick 10
2. Lamar Jackson 8
3. Russell Wilson 4
4. R. Cunningham, B. Douglass 3
D. McNabb, C. Newton & T. Rote 3

MOST CAREER GAMES w/ 5 TD PASSES & 85+ YARDS RUSHING YARDS (NFL History)

1. Lamar Jackson 2
2. Cam Newton 1

Note: Newton's "5/85" game came during his 2015 NFL MVP campaign, just as Jackson's did in 2019.

MOST GAMES w/ 5 TD PASSES (NFL Single-Season History)

1. Peyton Manning (2004)* 4
2. Lamar Jackson (2019)* 3
Cam Newton (2015)* 3
Drew Brees (2011)..... 3
Tom Brady (2007)* 3
Daunte Culpepper (2004) 3

* Won NFL MVP

MOST GAMES w/ 4+ TD PASSES (2019 Season)

1. Lamar Jackson (Bal.) 4
2. Jimmy Garoppolo (SF)..... 3
Daniel Jones (NYG) 3
Jameis Winston (TB)..... 3

MOST GAMES w/ 3+ TD PASSES (2019 Season)

1. Lamar Jackson (Bal.) 8
2. Drew Brees (NO) 7
3. Dak Prescott (Dal.)..... 6
4. Patrick Mahomes (KC) 5
Matthew Stafford (Det.) 5
Deshaun Watson (Hou.) 5
Jameis Winston (TB)..... 5

TOTAL TOUCHDOWNS / 2019

1. Lamar Jackson (Bal.) 43
2. Russell Wilson (Sea.)..... 34
Jameis Winston (TB)..... 34

PASSING TOUCHDOWNS / 2019

1. Lamar Jackson (Bal.) 36
2. Jameis Winston (TB)..... 33
3. Russell Wilson (Sea.)..... 31

NFL PASSER RATING / 2019

1. Ryan Tannehill (Ten.) 117.5
2. Drew Brees (NO) 116.3
3. Lamar Jackson (Bal.) 113.3

MOST RUSHING YARDS

(Quarterbacks / Single-Season NFL History)

1. Lamar Jackson (2019) 1,206
2. Michael Vick (2006)..... 1,039
3. Lamar Jackson (2020) 1,005
4. Bobby Douglass (1972)..... 968
5. Randall Cunningham (1990)..... 942

MOST CAREER GAMES WITH 2+ PASSING TDs & 50+ RUSHING YARDS (Since 1970 Merger)

Rk.	Player	2+/50+ Games	Career GP/GS
1.	Cam Newton	23	140/139
2.	Randall Cunningham	20	161/135
	Michael Vick	20	143/115
4.	Steve Young	19	169/143
5.	Russell Wilson	16	144/144
6.	Lamar Jackson	14	46/37

MOST GAMES WITH 2+ PASSING TDs & 50+ RUSHING YARDS IN A PLAYER'S FIRST THREE SEASONS (Since 1970 Merger)

Rk.	Player	2+/50+ Games	GP/GS
1.	Lamar Jackson	14	46/37
2.	Cam Newton	11	48/48
3.	Kyler Murray	6	32/32
	Russell Wilson	6	48/48
5.	Josh Allen	5	44/43

J.K. DOBBINS & GUS EDWARDS NOTES

J.K. IS NO JOKE

Among NFL rookies in 2020, **RB J.K. Dobbins** ranked No. 3 in both rushing yards (805) and rushing TDs (9). He led *all* NFL RBs in yards-per-carry average (6.01), while his 9 total TDs set a new Ravens' rookie record.

RUSHING YARDS (NFL Rookie RBs / 2020)

- Jonathan Taylor (Ind.) 1,169
- James Robinson (Jax.) 1,070
- J.K. Dobbins (Bal.) 805**
- Clyde Edwards-Helaire (KC) 803
- Antonio Gibson (Was.) 795

YARDS PER CARRY AVG. (NFL RBs / 2020)

- J.K. Dobbins (Bal.) 6.01**
- Nick Chubb (Cle.) 5.62
- Aaron Jones (GB) 5.49
- Derrick Henry (Ten.) 5.36
- Miles Sanders (Phi.) 5.29

RUSHING TDs (NFL Rookie RBs / 2020)

- Jonathan Taylor (Ind.) 11
- Antonio Gibson (Was.) 11
- J.K. Dobbins (Bal.) 9**
- D'Andre Swift (Det.) 8
- James Robinson (Jax.) 7

TOTAL TDs (All-Time Ravens Rookies)

- J.K. Dobbins (2020) 9**
- Marquise Brown (2019) 7
- Marlon Brown (2013) 7
- Torrey Smith (2011) 7
- Jamal Lewis (2000) 6

DID YOU KNOW?

- RB J.K. Dobbins closed out the 2020 regular season with six consecutive performances of 50-plus rushing yards and a rushing TD, tying (Eric Dickerson in 1983 & Franco Harris in 1972) for the longest rookie streak of its kind since the 1970 NFL merger.



GUS EDWARDS

DID YOU KNOW?

- The 2020 Ravens are the third team in NFL history (joining the 2019 Ravens & 2011 Panthers) to have three players (J.K. Dobbins, Gus Edwards and Lamar Jackson) each eclipse 700 rushing yards in a single season. All three players also finished in the Top 10 in yards-per-carry average in 2020.

RAVENS 2020 SECOND-ROUND PICK



J.K. DOBBINS

GUS MOVES THE CHAINS

RB Gus Edwards has rushed for a first down on 30.9% of his carries during his three-year career (since 2018). That mark ranks No. 1 in the NFL among RBs (min. 300 attempts).

RUSHING 1ST DOWN PCT. / NFL RBs / SINCE 2018

Rk.	Player (Team)	First Down %
1.	Gus Edwards (Bal.)	30.9
2.	Chris Carson (Sea.)	26.9
3.	Marlon Mack (Ind.)	26.7
4.	Alvin Kamara (NO)	26.6
5.	Aaron Jones (GB)	26.0

BUILT FOR CONTACT

RB Gus Edwards averages 2.72 yards after contact per rush throughout his career. Since entering the NFL in 2018, that mark ranks No. 4 among all RBs (min. 300 rushing attempts).

YARDS AFTER CONTACT PER RUSH / SINCE 2018

Rk.	Player (Team)	YAC Per Rush
1.	Derrick Henry (Ten.)	3.01
2.	Nick Chubb (Cle.)	2.93
3.	Saquon Barkley (NYG)	2.77
4.	Gus Edwards (Bal.)	2.72
5.	Ronald Jones (TB)	2.65

MARK ANDREWS NOTES

THE ANDREWS IMPACT

NFL RECEIVING LEADERS / TIGHT ENDS SINCE 2019

RECEIVING YARDS

Rk.	Tight End	Yards
1.	Travis Kelce	2,645
2.	Darren Waller	2,341
3.	George Kittle	1,687
4.	Mark Andrews	1,553
5.	Mike Gesicki	1,273
6.	Hunter Henry	1,265
7.	Tyler Higbee	1,255

RECEPTIONS

Rk.	Tight End	Rec.
1.	Travis Kelce	202
2.	Darren Waller	197
3.	George Kittle	133
4.	Zach Ertz	124
5.	Mark Andrews	122
6.	Austin Hooper	121
7.	Hunter Henry	115

REC. TOUCHDOWNS

Rk.	Tight End	TDs
1.	Mark Andrews	17
2.	Jared Cook	16
	Travis Kelce	16
4.	Two Players	12

20+ YARD RECEPTIONS

Rk.	Tight End	20+ Rec.
1.	Travis Kelce	36
2.	Darren Waller	30
3.	Mark Andrews	26
4.	George Kittle	24

TE Mark Andrews owns the two longest receptions by a TE in Ravens history: 74-yarder vs. Oak. (11/25/18) & 68-yarder at LAC (12/22/18).

ALL-TIME GREAT SEASON BY A RAVENS' TE

TE Mark Andrews' 10 TD catches in 2019 ranked No. 1 by a tight end in Ravens single-season history, while his 852 receiving yards were second.

MOST RAVENS RECEIVING YARDS (Single-Season / Tight Ends)

1.	Todd Heap (2005)	.855
2.	Mark Andrews (2019)	.852
3.	Todd Heap (2002)	.836

MOST RAVENS RECEIVING TDS (Single-Season / Tight Ends)

1.	Mark Andrews (2019)	10
2.	Todd Heap (2005)	7
	Dennis Pitta (2012)	7

ANDREWS TOP 3 IN TD CATCHES

Only three Ravens players have ever posted at least 10 receiving TDs in a season, including TE Mark Andrews, whose 2019 Pro Bowl campaign was spectacular.

MOST RAVENS RECEIVING TOUCHDOWNS (Single-Season History)

Rk.	Player (Season)	Rec. TDs
1.	Michael Jackson (1996)	14
2.	Torrey Smith (2014)	11
3.	Mark Andrews (2019)	10

ANDREWS 2019 CAMPAIGN

Mark Andrews finished his 2019 Pro Bowl year ranking Top 7 in both receiving yards and receptions among NFL TEs.

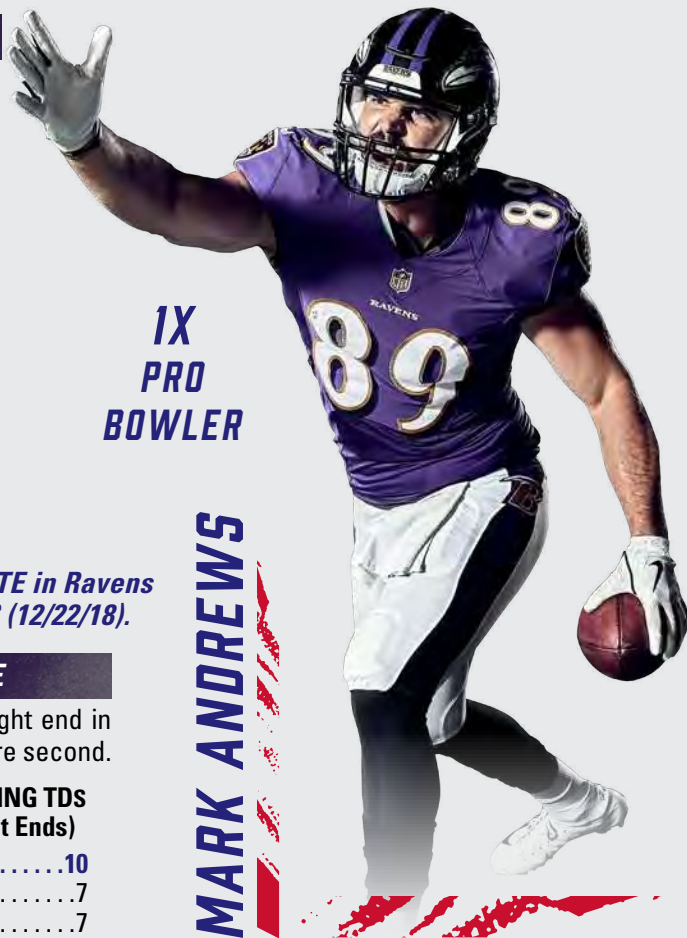
2019 NFL RECEIVING LEADERS / TIGHT ENDS

RECEIVING YARDS

Rk.	Tight End	Yards
1.	Travis Kelce	1,229
2.	Darren Waller	1,145
3.	George Kittle	1,053
4.	Zach Ertz	916
5.	Mark Andrews	852
6.	Austin Hooper	787
7.	Tyler Higbee	734

RECEPTIONS

Rk.	Tight End	Rec.
1.	Travis Kelce	97
2.	Darren Waller	90
3.	Zach Ertz	88
4.	George Kittle	85
5.	Austin Hooper	75
6.	Tyler Higbee	69
7.	Mark Andrews	64



ANDREWS HAS EYES FOR END ZONE

TE Mark Andrews' 17 receiving TDs since 2019 tie for the NFL's eighth most. Eleven of Andrews' scores have come in the red zone, tied for the most during that span among tight ends.

NFL RECEIVING TOUCHDOWNS / SINCE 2019

Rk.	Player (Team)	Rec. TDs
1.	Davante Adams (GB)	23
2.	Tyreek Hill (KC)	22
3.	Mike Evans (TB)	21
4.	Adam Thielen (Min.)	20
5.	A.J. Brown (Ten.)	19
6.	Marvin Jones (Det.)	18
	Tyler Lockett (Sea.)	18
8.	Mark Andrews (Bal.)	17
	D.K. Metcalf (Sea.)	17

ANDREWS MULTI-TOUCHDOWN GAMES

Andrews has tallied four multi-TD-catch games since 2019, ranking No. 1 among all NFL TEs. He produced two of these games in 2020 (Week 1 vs. Cle. & Week 4 at Was.).

MOST 2-TD-CATCH GAMES / TIGHT ENDS SINCE 2019

Rk.	Player (Team)	Games
1.	Mark Andrews (Bal.)	4
2.	Jared Cook (NO)	2
	Darren Fells (Hou.)	2

MARK INGRAM II NOTES



**3X
PRO BOWLER**

INGRAM II'S RUSHING RANKS

Since 2014, RB Mark Ingram II's 4.73 YPC avg. ranks second among active RBs (min. 1,000 attempts), while his 5,862 yards are fourth.

NFL RUSHING YARDS / ACTIVE LEADERS SINCE 2014

Rk.	Player	Att.	Yards	Avg.	TDs
1.	Ezekiel Elliott	1,413	6,384	4.52	46
2.	Todd Gurley	1,460	6,082	4.17	67
3.	Frank Gore	1,548	6,033	3.90	21
4.	Mark Ingram II	1,239	5,862	4.73	51
5.	Derrick Henry	1,182	5,860	4.96	55

In 2019 at KC, RB Mark Ingram II produced 3 rushing TDs for the second time (11/12/17) in his standout career. It marked the fifth 3-TD rushing performance ever by a Raven, as Ray Rice (2011), Willis McGahee (2009) and Jamal Lewis (2006 & 2003) also accomplished the feat.

TOUCHDOWN MACHINE

Among active RBs, Mark Ingram II's 51 rushing scores since 2014 are the league's third most (Todd Gurley – 67, Derrick Henry – 55). Among active RBs overall, his 62 rushing TDs rank as the league's fifth most.

RUSHING TOUCHDOWNS (Active RBs / Since 2014)

1. Todd Gurley (Atl.) 67
2. Derrick Henry (Ten.) 55
3. **Mark Ingram II (Bal.) 51**
4. Ezekiel Elliott (Dal.) 46
5. Melvin Gordon (Den.) 45

RUSHING TOUCHDOWNS (Active Running Backs)

1. Adrian Peterson (Det.) 118
2. Frank Gore (NYJ) 81
3. LeSean McCoy (TB) 73
4. Todd Gurley (Atl.) 67
5. **Mark Ingram II (Bal.) 62**

2019 NFL RUSHING LEADERS

In 2019, QB Lamar Jackson ranked sixth in the NFL in rushing yards (1,206), while RB Mark Ingram II (1,018) was No. 14.

MOST NFL RUSHING YARDS / 2019 SEASON

Rk.	Player	Att.	Yards	Avg.	TDs	LG
1.	Derrick Henry (Ten.)	303	1,540	5.08	16	74
2.	Nick Chubb (Cle.)	298	1,494	5.01	8	88
3.	Christian McCaffrey (Car.)	287	1,387	4.83	15	84
4.	Ezekiel Elliott (Dal.)	301	1,357	4.51	12	33
5.	Chris Carson (Sea.)	278	1,230	4.42	7	59
6.	Lamar Jackson (Bal.)	176	1,206	6.85	7	47
7.	Leonard Fournette (Jax.)	265	1,152	4.35	3	81
8.	Josh Jacobs (Oak.)	242	1,150	4.75	7	51
9.	Joe Mixon (Cin.)	278	1,137	4.09	5	41
10.	Dalvin Cook (Min.)	250	1,135	4.54	13	75
11.	Marlon Mack (Ind.)	247	1,091	4.42	8	63
12.	Aaron Jones (GB)	236	1,084	4.59	16	56
13.	Carlos Hyde (Hou.)	245	1,070	4.37	6	58
14.	Mark Ingram II (Bal.)	202	1,018	5.04	10	53

X Ingram has produced at least 6 rushing TDs in six-straight seasons, marking the NFL's longest active streak (tied with Todd Gurley). Prior to this, Adrian Peterson (seven, from 2007-13) was the last NFL player to score at least 6 rushing TDs in six-straight seasons."

X Ingram II tallied four 100-yard rushing games in 2019 and now has 19 overall for his career. In Week 16 at Cleveland, he surpassed the 1,000-yard rushing milestone for the third time in his career.

2019 NFL RUSHING TDs

Rk.	Player	TDs
1.	Derrick Henry (Ten.)	16
	Aaron Jones (GB)	16
3.	Christian McCaffrey (Car.)	15
4.	Dalvin Cook (Min.)	13
	Ezekiel Elliott (Dal.)	12
	Todd Gurley (LAR)	12
7.	Mark Ingram II (Bal.)	10

2019 NFL SCRIMMAGE TDs

Rk.	Player	TDs
1.	Aaron Jones (GB)	19
	Christian McCaffrey (Car.)	19
3.	Derrick Henry (Ten.)	18
4.	Mark Ingram II (Bal.)	15

RAVENS SCRIMMAGE TDs

Rk.	Player	TDs
1.	Mark Ingram II (2019)	15
	Ray Rice (2011)	15
3.	Michael Jackson (1996)	14
	Jamal Lewis (2003)	14
	Willis McGahee (2009)	14



MARK INGRAM II

CALAIS CAMPBELL NOTES

BEHIND ENEMY LINES

DE Calais Campbell has played in 198 games, with 180 starts. He ranks second in both categories among active NFL D-linemen.

MOST GAMES PLAYED / ACTIVE NFL DEFENSIVE LINEMEN

Rk.	Player (Teams)	GP (GS)
1.	Domata Peko Sr. (Cin./Den./Bal./Ari.)	214 (194)
2.	Calais Campbell (Ari./Jax./Bal.)	198 (180)
3.	Ndamukong Suh (Det./Mia./LAR/TB)	174 (174)
4.	Tyson Alualu (Jax./Pit.)	172 (109)
5.	Jerry Hughes (Ind./Buf.)	167 (118)

Campbell is one of four NFL defenders to register at least 700 tackles and 85 sacks since 2000. The chart below shows how Campbell stacks up among the group.

SINCE 2000 / NFL DEFENDERS WITH AT LEAST 700 TACKLES & 85 SACKS

Player (Teams)	Tackles (Sacks)
Calais Campbell (Ari./Jax./Bal.)	715 (92)
Julius Peppers (Car./Chi./GB)	719 (159.5)
Justin Smith (Cin./SF)	884 (87)
Terrell Suggs (Bal./Ari./KC)	886 (139)

CALAIS CAMPBELL



1X
FIRST-TEAM
ALL-PRO

3X
SECOND-TEAM
ALL-PRO

6X
PRO BOWLER

2017
PFWA NFL
DEFENSIVE PLAYER
OF THE YEAR

2019
WALTER PAYTON
MAN OF THE YEAR

TACKLES FOR LOSS

Since being drafted in 2008, DE Calais Campbell's 156 tackles for loss rank second in the NFL, trailing only Houston DE J.J. Watt's 172 TFL during that span.

MOST TACKLES FOR LOSS / ACTIVE NFL DEFENDERS

Rk.	Player (Teams)	TFL
1.	J.J. Watt (Hou.)	172
2.	Calais Campbell (Bal.)	156
3.	Von Miller (Den.)	135
4.	Aaron Donald (LAR)	131
5.	Lavonte David (TB)	128

Campbell has posted nine multi-sack games since the 2017 season, tying for the NFL's eighth most.

MOST MULTI-SACK GAMES SINCE 2017 ACTIVE NFL DEFENDERS

Rk.	Player (Team)	Games
1.	Aaron Donald (LAR)	17
2.	Cameron Jordan (NO)	14
3.	T.J. Watt (Pit.)	12
4.	Yannick Ngakoue (Bal.)	11
	Myles Garrett (Cle.)	11
	Chandler Jones (Ari.)	11
7.	Ryan Kerrigan (Was.)	10
8.	Calais Campbell (Bal.)	9
	Joey Bosa (LAC)	9
	DeForest Buckner (Ind.)	9

ACTIVE SACKS LEADERS

MOST SACKS / ACTIVE NFL DEFENDERS

Rk.	Player (Team)	Sacks
1.	Von Miller (Den.)	106.0
2.	J.J. Watt (Hou.)	101.0
3.	Justin Houston (Ind.)	97.5
4.	Chandler Jones (Ari.)	97.0
5.	Ryan Kerrigan (Was.)	95.5
6.	Cameron Jordan (NO)	94.5
7.	Calais Campbell (Bal.)	92.0

FIVE-SACK SEASONS

CONSECUTIVE SEASONS WITH AT LEAST 5.0 SACKS ACTIVE NFL DEFENDERS

Rk.	Player (Team)	Seasons
1.	Calais Campbell (Bal.)	11 (2009-19)
2.	Ryan Kerrigan (Was.)	10 (2011-20)
3.	Carlos Dunlap (Sea.)	9 (2012-20)
	Everson Griffen (Det.)	9 (2012-20)
	Cameron Jordan (NO)	9 (2011-20)
	Von Miller (Den.)	9 (2011-19)

DID YOU KNOW?

- Though he was limited to 11 games in 2020, Campbell's 6 PD tied (Montez Sweat) for the NFL's third most by a DE (Shelby Harris & J.J. Watt – 7).

MARCUS PETERS NOTES

THE JUICE MAN

CB Marcus Peters is known for always being around the football. Since entering the league in 2015, Peters' 39 takeaways are an NFL high, with 31 coming by way of interceptions, also a league high during that span.

NFL TAKEAWAYS / ACTIVE DEFENDERS / SINCE 2015

Rk.	Player (Team)	TAs (INTs)
1.	Marcus Peters (Bal.)	39 (31)
2.	Xavien Howard (Mia.)	23 (22)
	Harrison Smith (Min.)	23 (18)
4.	Stephon Gilmore (NE)	21 (19)
	Tyrann Mathieu (KC)	21 (20)
	Jordan Poyer (Buf.)	21 (15)
7.	Kevin Byard (Ten.)	20 (18)
	Lavonte David (TB)	20 (6)
	Darius Slay (Phi.)	20 (18)

PASS DEFENDER PETERS

Since being drafted in 2015, CB Marcus Peters' 86 PD tie for the NFL's second most among active defenders.

PASSES DEFENSED / ACTIVE DEFENDERS / SINCE 2015

Rk.	Player (Team)	PD
1.	Darius Slay (Phi.)	88
2.	Marcus Peters (Bal.)	86
	Janoris Jenkins (NO)	86
4.	Stephon Gilmore (NE)	82
5.	Ronald Darby (Was.)	81
6.	Malcolm Butler (Ten.)	79

PICK ARTIST

Since entering the NFL in 2015, CB Marcus Peters' 6 INT-TDs rank No. 1 among all defenders, as do his 31 INTs. In 2019, Peters produced an NFL-best 3 INT-TDs, 2 of which came with Baltimore after his trade from the Los Angeles Rams.

NFL INTERCEPTION LEADERS (Since 2015 / Active Players)

1. **Marcus Peters (Bal.)** 31
2. Xavien Howard (Mia.) 22
3. Tyrann Mathieu (KC) 20

NFL INT-TD LEADERS (Since 2015 / Active Players)

1. **Marcus Peters (Bal.)** 6
2. Deion Jones (Atl.) 5
3. Eight Players 3

TAKEAWAY MACHINE

- Peters was the only NFL defender in 2020 to have at least 4 INTs and 4 FFs. He also tallied 2 FRs.
- A 2019 first-team All-Pro DB and Pro Bowler, Peters had 5 INTs, tying for the NFL's fourth most. (He had 3 picks with Baltimore & 2 with LAR.)
- Peters has posted an NFL-high 39 total takeaways (31 INTs & 8 FRs) during his career.
- Peters' 6 INT-TDs tie Hall of Famer Lem Barney for the second most by a player in his first five seasons. Only HOFer Ken Houston (9) had more.

PETERS' PRODUCTION



Total Takeaways
NFL's Most Since 2015



INTs
NFL's Most Since 2015



Passes Defensed
Tied for NFL's 2nd Most Since 2015



INT Return Yards
NFL's Most Since 2015



INT Return TDs
NFL's Most Since 2015



Defensive TDs
NFL's Most Since 2015

2X
FIRST-TEAM
ALL-PRO

2X
SECOND-TEAM
ALL-PRO

MARCUS PETERS

3X
PRO
BOWLER



MARLON HUMPHREY NOTES

HUMPHREY FAST FACTS

- In 2020, Humphrey was one of only two NFL defenders (Jason Pierre-Paul) to record at least 2 sacks (2.5), 4 FFs (8) and 6 PD (8).
- In October of 2020, the Ravens organization inked CB Marlon Humphrey to a five-year contract extension, securing him through the 2026 season.
- Since entering the league in 2017, Humphrey and teammate CB Marcus Peters are the only NFL defenders to produce at least 40 PD, 8 INTs, 8 FFs and 3 FRs.
- Baltimore has never lost a game (11-0) when Humphrey records a takeaway. In these 11 matchups, Humphrey has collected 16 PD, 8 INTs and 3 FRs.

2X
PRO BOWLER

1X
FIRST-TEAM
ALL-PRO

MARLON HUMPHREY



MARLON THE MAGNET

Since 2018, CB Marlon Humphrey's 40 passes defended tie for eighth most in the league among all defensive backs. In that same group, Humphrey's 11 FFs are the most during that span.

NFL PASSES DEFENSED / DEFENSIVE BACKS / SINCE 2018

Rk.	Player (Team)	PD
1.	James Bradberry (NYG)	45
2.	Stephon Gilmore (NE)	43
3.	Janoris Jenkins (NO)	43
4.	Jaire Alexander (GB)	41
	Carlton Davis (TB)	41
	Kyle Fuller (Chi.)	41
	Joe Haden (Pit.)	41
8.	Marlon Humphrey (Bal.)	40
	Denzel Ward (Cle.)	40

RAVENS DEFENDERS / SINCE 2019

INTERCEPTIONS

1. Marcus Peters 7
2. **Marlon Humphrey** . . 4
3. Tyus Bowser 3

PASSES DEFENSED

1. **Marlon Humphrey** . . 25
2. Marcus Peters . . . 19
3. Chuck Clark 13

FORCED FUMBLES

1. **Marlon Humphrey** . 10
2. Matthew Judon . . . 4
3. Marcus Peters 4

MARLON MAKES PLAYS

- ✗ Humphrey, the Ravens' 2017 first-round pick, produced 14 PD in 2019, tying for the NFL's eighth most by a CB. Humphrey earned first-team All-Pro honors at DB and his first Pro Bowl accolade.
- ✗ In 2020, Humphrey led the NFL with 8 FFs (also standing as a Ravens' single-season record), en route to his second Pro Bowl nod.
- ✗ In 2019, Humphrey had 3 INTs, 14 PD, 2 FFs and 3 FRs, two of which he returned for TDs (70-yarder vs. NE & 18-yarder at Sea.).
- ✗ Humphrey's 70-yard FR-TD vs. NE in Week 9 of the 2019 season is the longest fumble recovery return in Ravens franchise history.
- ✗ On 10/6/19 at Pittsburgh, Humphrey made a clutch forced fumble on WR JuJu Smith-Schuster and recovered the ball, helping set up K Justin Tucker's game-winning, 46-yard FG in Baltimore's 26-23 OT victory.
- ✗ Humphrey was one of three NFL defenders (Minkah Fitzpatrick & Harrison Smith) to post at least 3 INTs, 2 FFs and 2 FRs (3) in 2019.

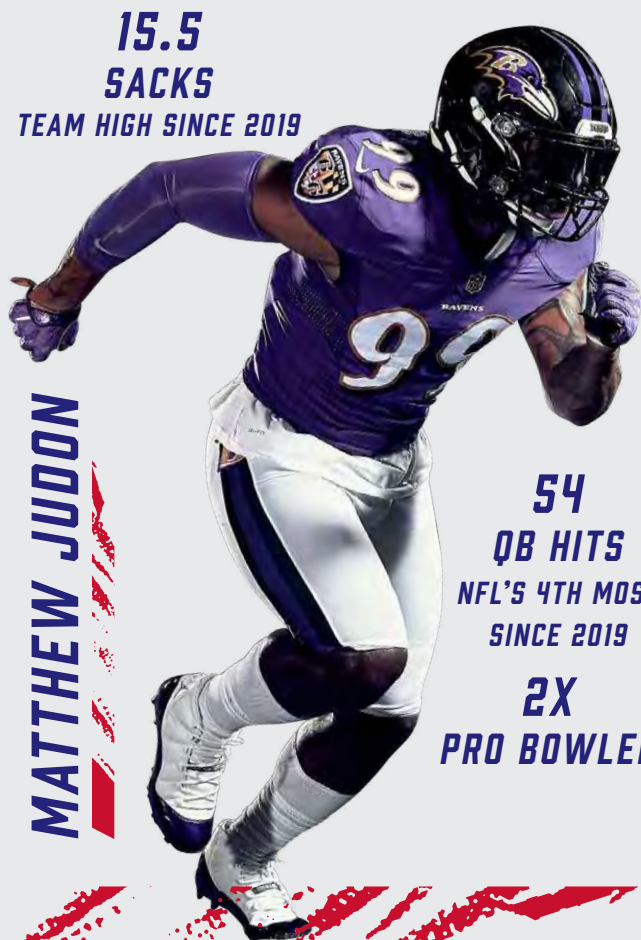


PERFECTING THE PUNCH-OUT

MOST SINGLE-SEASON FFs / NFL DBs (Since Stat Began Being Tracked in 2000)

Rk.	Player (Year)	FFs
1.	Charles Tillman (2012)	10
2.	Marlon Humphrey (2020)	8
	Chris Harris (2007)	8
4.	Oshiomogho Atogwe (2008)	6
	Brian Dawkins (2008)	6
	Roman Harper (2010)	6
	Charles Tillman (2009)	6

MATTHEW JUDON & PATRICK QUEEN NOTES



MATTHEW JUDON

**15.5
SACKS**

TEAM HIGH SINCE 2019

**54
QB HITS**

NFL'S 4TH MOST
SINCE 2019

**2X
PRO BOWLER**

ALL-AROUND DEFENDERS

OLB Matthew Judon is one of four NFL defenders to register at least 200 tackles, 85 QB hits, 45 TFL and 30 sacks since 2017.

SINCE 2017 / NFL DEFENDERS WITH AT LEAST 200 TACKLES, 90 QB HITS, 45 TFL & 30 SACKS

Defender	Tackles	Sacks	TFL	QB Hits
Calais Campbell (Bal.)	223	35.5	49	87
Matthew Judon (Bal.)	206	30.5	50	92
Cameron Jordan (NO)	215	48.0	61	90
T.J. Watt (Pit.)	228	49.5	59	111

Note: The two-time Pro Bowler Judon was one of three NFL OLBs to produce at least 50 tackles (50), 5 sacks (6) and 20 QB hits (21) in 2020. (The other two defenders are Pittsburgh's T.J. Watt & Green Bay's Za'Darius Smith.)

BACKFIELD DISTURBANCE

OLB Matthew Judon has 30.5 sacks since the 2017 campaign, ranking as Baltimore's most. Judon has also posted the Ravens' most QB hits (92) over the past four seasons.

RAVENS SACKS (Since 2017)

- Matthew Judon 30.5
- Terrell Suggs 18
- Za'Darius Smith 12
- Tyus Bowser 10.5

RAVENS QB HITS (Since 2017)

- Matthew Judon 92
- Za'Darius Smith 41
- Terrell Suggs 35
- Tyus Bowser 29

THE KING OF QUEENS IN 2020

- In Week 5 vs. Cincinnati, ILB Patrick Queen posted a strip-sack and then recovered the ball. Queen became the second Ravens rookie to record a sack, FF and FR in a game, joining OLB Terrell Suggs, who accomplished the feat three times during his 2003 Defensive ROY campaign.
- In Week 5 vs. Cincy, Queen also had a 53-yard FR-TD, which is the fifth-longest FR-TD in Ravens history (sixth-longest overall). His performance earned him AFC Defensive Player of the Week honors for Week 5.
- Queen became the second NFL defender since 1987 to post 9-plus tackles, at least 2 FRs, 1 sack and 1 defensive TD in a game. Former Texans ILB Demeco Ryans (2007) was the other.

2020 FIRST-ROUND LINEBACKERS

In 2020, Ravens rookie ILB Patrick Queen and Panthers S Jeremy Chinn were the NFL's only rookie defenders with at least 100 tackles, 1 TFL, 1 sack, 1 INT, 1 FF, 1 FR and 1 TD. Below are the five LBs who were selected in the first round of the 2020 draft.

NFL STATISTICS THROUGH 17 WEEKS

Player (Pick / Team)	GP/GS	TT (Solo)	TFL	Sacks	INTs	FFs	FRs	TDs
Patrick Queen (28th/Bal.)	16-16	105 (61)	9	3.0	1	2	2	1
Kenneth Murray (23rd/LAC)	16-16	107 (61)	5	1.0	0	0	0	0
Jordyn Brooks (27th/Sea.)	14-6	57 (31)	2	0.0	0	0	0	0
Isaiah Simmons (8th/Ari.)	16-7	46 (34)	4	2.0	1	1	1	0
K'Lavon Chaisson (20th/Jax.)	16-3	19 (11)	3	1.0	0	0	0	0



PATRICK QUEEN



YANNICK NGAKOUÉ NOTES

**1X
PRO BOWLER**

YANNICK NGAKOUÉ



NGAKOUÉ GETS TO THE BALL

Since entering the NFL in 2016, DE Yannick Ngakoué's 18 FFs rank second in the league, while his 15 strip-sacks are third.

NFL DEFENSIVE LEADERS / SINCE 2016

FORCED FUMBLES		STRIP-SACKS	
Rk.	Player	FFs	Sacks
1.	Khalil Mack	20	1. Chandler Jones
2.	Yannick Ngakoué	18	Khalil Mack
3.	Aaron Donald	17	3. Yannick Ngakoué
	Chandler Jones	17	4. Aaron Donald
	T.J. Watt	17	5. Three Players

DYNAMIC DUO

DE Yannick Ngakoué and DE Calais Campbell were teammates from 2016-19 in Jacksonville and are back together in 2020. The duo currently ranks sixth in combined career sack totals (137.5) by two active NFL teammates.

COMBINED CAREER SACKS / CURRENT TEAMMATE DUOS

Teammates (Sacks)	Total Sacks
Von Miller (106.0) & Jurrell Casey (51.0)	157.0
J.J. Watt (101.0) & Whitney Mercilus (54.0)	155.0
Robert Quinn (82.5) & Khalil Mack (70.5)	153.0
Jason Pierre-Paul (89.0) & Ndamukong Suh (63.5)	152.5
Carlos Dunlap (87.5) & Bruce Irvin (52.0)	139.5
Calais Campbell (92.0) & Yannick Ngakoué (45.5)	137.5

SACKS / NFL DEFENDERS / SINCE 2016

Rk.	Player (Team)	Sacks
1.	Aaron Donald (LAR)	65.5
2.	Chandler Jones (Ari.)	61.0
3.	Cameron Jordan (NO)	55.5
4.	Khalil Mack (Chi.)	51.5
5.	T.J. Watt (Pit.)	49.5
6.	Danielle Hunter (Min.)	48.5
7.	Ryan Kerrigan (Was.)	48.0
8.	Joey Bosa (LAC)	47.5
9.	Frank Clark (KC)	46.0
	Von Miller (Den.)	46.0
	Jason Pierre-Paul (TB)	46.0
12.	Yannick Ngakoué (Bal.)	45.5
13.	Mario Addison (Buf.)	44.0
14.	Calais Campbell (Bal.)	43.5

DID YOU KNOW?

- DE Yannick Ngakoué is one of two active NFL DLs since 2016 to record an interception return TD and a fumble return TD (DE Jadeveon Clowney).
- With 37.5 sacks, Ngakoué owns the second-most career sacks in Jacksonville Jaguars history (2016-19), behind Tony Brackens (55.0).
- Ngakoué's 10 games with two-or-more sacks tie (Myles Garrett & Chandler Jones) for the NFL's third most since 2017, only behind Aaron Donald (13) and Cameron Jordan (12).

NGAKOUÉ 2020 SACK TOTALS

In 2020, Ngakoué collected 8 sacks, 5 of which came during his tenure with the Minnesota Vikings (Weeks 1-6), prior to being traded to Baltimore in Week 7.

2020 NFL SACK LEADERS / 2016 DRAFT CLASS

Rk.	Player (Team)	Sacks
1.	Leonard Floyd (LAR)	10.5
2.	DeForest Buckner (Ind.)	9.5
3.	Emmanuel Ogbah (Mia.)	9.0
4.	Yannick Ngakoué (Bal.)	8.0
5.	Joey Bosa (LAC)	7.5
	Chris Jones (KC)	7.5

A QUARTERBACK'S NIGHTMARE

DE Yannick Ngakoué's QB knockdowns and pressures rank in the Top 10 in the NFL among active defenders since he entered the league in 2016.

NFL ACTIVE DEFENSIVE LEADERS / SINCE 2016

QB KNOCKDOWNS		QB PRESSURES	
Rk.	Player	Knock.	Press.
1.	Aaron Donald	76	1. Aaron Donald
2.	Leonard Williams	70	2. Khalil Mack
3.	Carlos Dunlap	62	3. Cameron Jordan
4.	Chris Jones	56	4. Joey Bosa
5.	Yannick Ngakoué	55	5. Chandler Jones
6.	Za'Darius Smith	54	6. Yannick Ngakoué
7.	Two Players	52	7. Carlos Dunlap



BRANDON WILLIAMS & MARQUISE BROWN NOTES

WILLIAMS ANCHORS RUN "D"

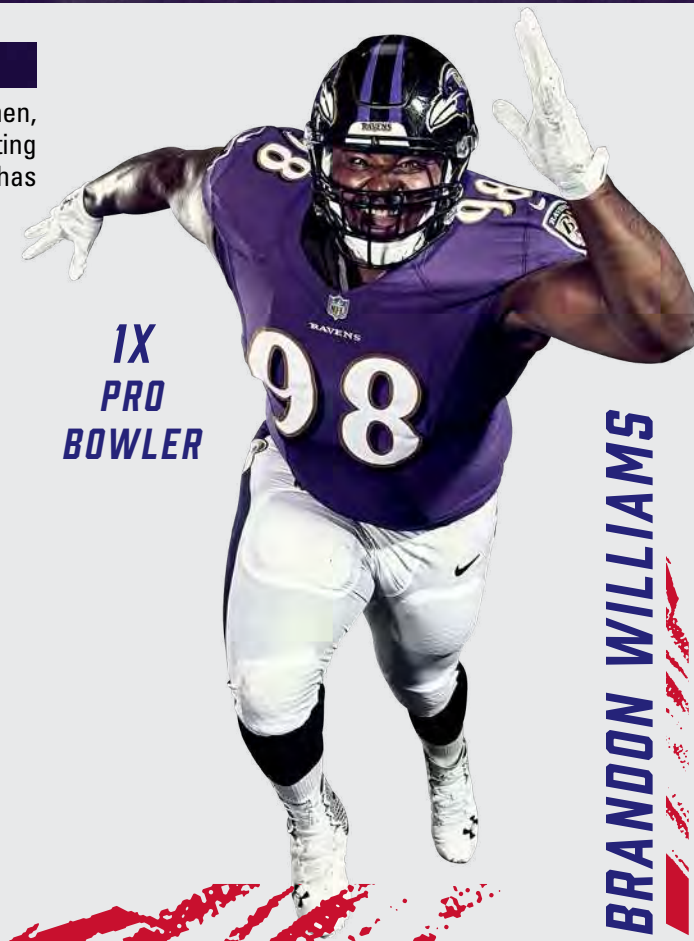
Pro Bowl DT Brandon Williams is one of the NFL's top D-linemen, helping Baltimore regularly produce a stout run defense. Dating back to '14, when he became a full-time starter, Baltimore has been especially stout vs. opposing ground games.

NFL RUSHING YARDS ALLOWED PER GAME (Since 2014)

1. **Baltimore Ravens**96.8
2. Seattle Seahawks99.5
3. Pittsburgh Steelers102.1
4. New York Jets102.6
5. Tampa Bay Buccaneers103.9

NFL RUSHING AVG. YARDS PER CARRY ALLOWED (Since 2014)

1. New York Jets3.88
2. Tampa Bay Buccaneers3.95
3. **Baltimore Ravens**4.01
- Seattle Seahawks4.01
5. Denver Broncos4.03



**1X
PRO
BOWLER**

BRANDON WILLIAMS



MARQUISE BROWN



HOLLYWOOD LIGHTS

WR Marquise Brown has found the end zone on a number of occasions since being drafted in 2019. Among WRs chosen in the 2019 NFL Draft, his 15 receiving TDs since rank third most in the league. Brown posted receiving 8 TDs in 2020.

NFL RECEIVING TDs SINCE 2019 / 2019 DRAFTED WRs

Rk.	Player (Team)	Rec. TDs
1.	A.J. Brown (Ten.)	19
2.	D.K. Metcalf (Sea.)	17
3.	Marquise Brown (Bal.)	15
4.	Diontae Johnson (Pit.)	12

ROOKIE BROWN WAS A TD MACHINE

WR Marquise Brown posted 7 TD receptions in 2019, a mark that tied for third among all NFL rookies and now ties for second on the Ravens' rookie single-season total TDs record list.

RECEIVING TDs (NFL Rookies / 2019)

1. A.J. Brown (Ten.)8
- Darius Slayton (NYG)8
3. **Marquise Brown (Bal.)** ...7
- Terry McLaurin (Was.)7
- D.K. Metcalf (Sea.)7

RAVENS TOTAL TDs (Rookies / Single Season)

1. **J.K. Dobbins (2020)** 9
2. **Marquise Brown (2019)** ... 7
- Marlon Brown (2013) 7
- Torrey Smith (2011) 7
5. Jamal Lewis (2000) 6

JUSTIN TUCKER NOTES

TUCKER RANKS NO. 1

K Justin Tucker, the most accurate kicker ever, owns a 90.7% success mark. In 2020, for the fifth-consecutive season, he scored at least 130 points. The five 130-point outputs by Tucker tie an NFL record of consecutive seasons scoring 130-plus points (Stephen Gostkowski, 2011-15, & David Akers, 2008-12).

BEST CAREER FIELD GOAL PERCENTAGE (NFL History / Min. 100 Att.)

Rk.	Player	FGM	FGA	Pct.
1.	Justin Tucker (Bal.)	291	321	90.7
2.	Harrison Butker (KC)	121	134	90.3
3.	Josh Lambo (Jax.)	128	144	88.9
4.	Chris Boswell (Pit.)	146	166	88.0
5.	Wil Lutz (NO)	142	164	86.6

TUCKER TIDBITS

- Since PATs were moved back to the 15-yard line in 2015, Tucker (240-of-244) has produced the NFL's second-best PAT percentage (98.4). Brett Maher's 68-of-69 rank first (98.6).
- Tucker's 92.2 career FG% when kicking on grass (177-of-192) ranks as the NFL's best of all time.
- Tucker's 94.7 career FG% in the second half/OT (142-of-150) ranks as the NFL's best second half/OT mark of all time.
- Tucker is a seven-time AFC Special Teams Player of the Month, ranking four more than legends S Ed Reed & K Matt Stover for the most POM awards in Ravens history. (Tucker has also earned a team-record 11 AFC ST Player of the Week honors.)
- Tucker's 6 FGs on 12/16/13 at Detroit set a team record and a single-game NFL high in 2013. He became the first NFL kicker ever to connect from

7X
AFC ST PLAYER
OF THE MONTH

TUCKER'S GAME-WINNERS

16

CAREER GAME-WINNING FGs BY K JUSTIN TUCKER

- 2020: Week 14 at Cle., 55 yds
- 2019: Week 13 vs. SF, 49 yds
- 2019: Week 5 at Pit., 46 yds OT
- 2018: Week 11 vs. Cin., 24 yds
- 2016: Week 3 at Jax., 53 yds
- 2016: Week 2 at Cle., 49 yds
- 2015: Week 11 vs. STL, 47 yds
- 2015: Week 8 vs. SD, 39 yds
- 2015: Week 4 at Pit., 52 yds OT
- 2014: Week 3 at Cle., 32 yds
- 2013: Week 15 at Det., 61 yds
- 2013: Week 10 vs. Cin., 46 yds OT
- 2013: Week 5 at Mia., 44 yds
- 2012: Div. at Den., 47 yds 2OT
- 2012: Week 12 at SD, 38 yds OT
- 2012: Week 3 vs. NE, 27 yds

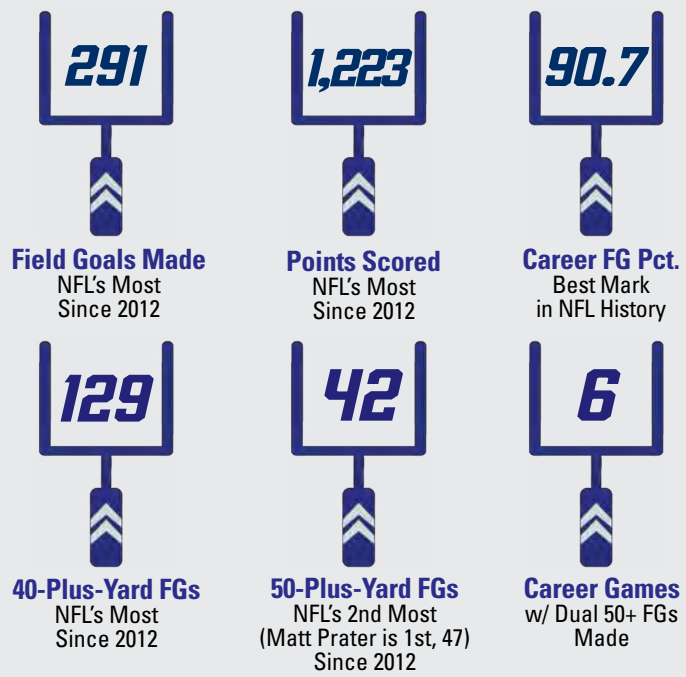


JUSTIN TUCKER

4X
FIRST-TEAM
ALL-PRO

1X
SECOND-TEAM
ALL-PRO

4X
PRO BOWLER



JUSTIN TUCKER NOTES

TUCK'S CHART TALK

MOST FIELD GOALS MADE / SINCE 2012

Rk.	Player (Team)	FGM
1.	Justin Tucker (Bal.)	291
2.	Stephen Gostkowski (Ten.)	251
3.	Greg Zuerlein (Dal.)	235
4.	Matt Prater (Det.)	230
5.	Stephen Hauschka (ret.)	223

MOST NFL POINTS / SINCE 2012

Rk.	Player (Team)	Points
1.	Justin Tucker (Bal.)	1,223
2.	Stephen Gostkowski (Ten.)	1,163
3.	Matt Prater (Det.)	1,051
4.	Mason Crosby (GB)	1,033
5.	Greg Zuerlein (Dal.)	1,002

CONSECUTIVE FIELD GOALS MADE (All-Time NFL Streaks)

Rk.	Kicker (Years)	FGs Made
1.	Adam Vinatieri (2015-16)	44
2.	Mike Vanderjagt (2002-04)	42
3.	Gary Anderson (1997-98)	40
4.	Matt Stover (2005-06)	36
5.	Justin Tucker (2015-16)	35
	Adam Vinatieri (2013-14)	35

BEST NFL FIELD GOAL PERCENTAGE (2019 Season)

Rk.	Player (Team)	FGM-FGA	Pct.
1.	Josh Lambo (Jax.)	33-34	97.1
2.	Justin Tucker (Bal.)	28-29	96.6
3.	Chris Boswell (Pit.)	29-31	93.5
4.	Dan Bailey (Min.)	27-29	93.1
5.	Mason Crosby (GB)	22-24	91.7
6.	Harrison Butker (KC)	34-38	89.5

BEST FIELD GOAL PERCENTAGE / ROOKIES (NFL History)

Rk.	Player (Year)	FGM-FGA	Pct.
1.	Michael Badgley (2018)	15-16	93.8
2.	Blair Walsh (2012)	35-38	92.1
3.	Justin Tucker (2012)	30-33	90.9
4.	Rodrigo Blankenship (2020)	30-33	90.9
5.	Harrison Butker (2017)	38-42	90.5
6.	Jason Sanders (2018)	18-20	90.0

BEST FIELD GOAL PERCENTAGE (Ravens Single-Season History)

Rk.	Player (Year)	FGM-FGA	Pct.
1.	Justin Tucker (2016)	38-39	97.4
2.	Justin Tucker (2019)	28-29	96.6
4.	Matt Stover (2006)	28-30	93.3
5.	Justin Tucker (2013)	38-41	92.7
6.	Justin Tucker (2017)	34-37	91.9

(min. 16 att.)

2016: PERHAPS THE BEST SEASON EVER

- In 2016, All-Pro K Justin Tucker connected on 38-of-39 FGAs (lone miss was a block), posting the fifth-best pct. (97.4) in NFL single-season history. In addition to making 35-straight FGs at one point (tied for fifth-best streak ever), here are facts about his remarkable season, arguably the best ever by a kicker:
- Tucker's 38 FGs made ranked No. 1 in the NFL. He was also 27-of-27 on PATs. An NFL single-season record 24 of Tucker's 38 FGs made in 2016 came from 40 yards or beyond.
- Tucker's 10 FGs of 50-plus yards are a Ravens' single-season record. They tie (Blair Walsh, 2012) for the most in NFL history. (Tucker was a perfect 10-for-10 from 50 yards and out during the 2016 season.)
- Tucker's 141 points ranked second in the league only behind Atlanta's Matt Bryant (158).
- In Week 12 of 2016 vs. Cincy, Tucker became just the ninth kicker in league history to make 3 FGs of 50-plus yards in a single game (52, 57 & 54). He is also the first kicker in NFL history to make 3 FGs of 50-plus yards in the first half of a game. (These feats earned him AFC ST POW honors.)

BEST FG PERCENTAGE / NFL SINGLE-SEASON HISTORY

Rk.	Player (Team)	FGM	FGA	Pct.
1.	Gary Anderson (1998)	35	35	100.0
	Mike Vanderjagt (2003)	37	37	100.0
	Jeff Wilkins (2000)	17	17	100.0
	Tony Zendejas (1991)	17	17	100.0
5.	Justin Tucker (2016)	38	39	97.4

MOST PLAYER OF THE MONTH AWARDS (All NFL Players / Since Award Inception)

Rk.	Player	No.
1.	Tom Brady	11
2.	Peyton Manning	8
	Aaron Rodgers	8
4.	Justin Tucker	7
5.	Brett Favre	6
	Barry Sanders	6
	Bruce Smith	6
	J.J. Watt	6
	Steve Young	6



SIX SEASONS WITH 30 FGs

In 2018, K Justin Tucker became the first kicker in NFL history to produce six seasons with 30-or-more FGs made.

MOST SEASONS WITH 30-PLUS FGs MADE / NFL HISTORY

Rk.	Kicker	Seasons
1.	Justin Tucker (Bal.)	6
2.	David Akers (Phi. & SF)	5
	John Carney (SD, NO & NYG)	5
	Robbie Gould (Chi. & SF)	5
	Stephen Gostkowski (NE & Ten.)	5

1,000 Points: In 2019's Week 6 23-17 victory over Cincinnati, K Justin Tucker became the fastest kicker in league history to reach the 1,000-point milestone, doing so in 118 games. (Stephen Gostkowski held the previous record at 119 games.)

SAM KOCH NOTES

SAM IN THE 20

P Sam Koch is the Ravens' all-time leader in punts inside the 20 (427). In 2017, he posted a franchise-record 40 boots inside the 20, which ranked as the NFL's most.

PUNTS INSIDE THE 20 (Ravens All-Time History)

Rk.	Player	In 20
1.	Sam Koch	427
2.	Kyle Richardson	128
3.	Dave Zastudil	89

PUNTS INSIDE THE 20 (Ravens Single Seasons)

Rk.	Player (Year)	In 20
1.	Sam Koch (2017)*	40
2.	Sam Koch (2010)	39
	Kyle Richardson (1999)	39

* In 2017, Koch's 40 punts in the 20 ranked No. 1 in the NFL.

KOCH DOMINATED IN 2017

No punter in 2017 was more dominant at pinning opponents deep in their own territory than P Sam Koch.

PUNTS INSIDE 20

1.	Sam Koch	40
2.	Chris Jones	34
3.	Two Players	33

PUNTS INSIDE 10

1.	Sam Koch	16
2.	Marquette King	14
3.	Three Players	13

PUNTS INSIDE 5

1.	Andy Lee	6
2.	Sam Koch	5
	Three Others	5

RAVENS IRONMAN

RAVENS CONSECUTIVE GAMES PLAYED / ALL-TIME STREAKS

Rk.	Player	Games	Years
1.	Sam Koch	239	2006-20
2.	Justin Tucker	144	2012-present
3.	Jarret Johnson	129	2003-11

BALTIMORE RAVENS MOST ALL-TIME GAMES PLAYED

Rk.	Player	Games	Years
1.	Sam Koch	239	2006-present
2.	Terrell Suggs	229	2003-18
3.	Ray Lewis	228	1996-2012
4.	Matt Stover	207	1996-2008
5.	Jonathan Ogden	177	1996-2007
	Marshal Yanda	177	2007-19

KOCH'S PERFECT ARM

In Week 4 of 2020 at Washington, P Sam Koch completed a 15-yard pass to WR Miles Boykin on a fourth-and-9 fake punt. Of players with at least 5 career passes, Koch holds the NFL record with a 100% completion rate, going 7-of-7 for 82 yards and a 115.5 rating.

ESPN's Kevin Seifert on Koch's arsenal of punts:

"Some are designed to hook toward the sideline with maximum hang time. Others use an intentionally low trajectory to aid coverage teams. He has a knuckler and one kick that drops, from the returner's perspective, roughly in the shape of the letter 'S.' He's debuted a 'boomerang' punt that does just what you would imagine it might. Most, but not all, of these punts are intended to discourage a clean catch and minimize the return. ... Sam Koch and the Ravens have introduced a new way to punt."

RAVENS ALL-TIME LEADER

P Sam Koch owns a 45.3 career gross average and 39.7 career net, both marks that rank first in Ravens history. In 2014, he posted a career-high and team-record 47.4-yard gross (matched again in 2018) and 43.3-yard net average.

CAREER GROSS AVG. (Ravens History)

Rk.	Player	Avg.
1.	Sam Koch	45.3
2.	Greg Montgomery	43.2
3.	Dave Zastudil	41.6

CAREER NET AVG. (Ravens History)

Rk.	Player	Avg.
1.	Sam Koch	39.7
2.	Greg Montgomery	37.2
3.	Kyle Richardson	35.4

PINNING 'EM DEEP

Dating back to 2006, when he entered the NFL, P Sam Koch's 427 punts inside the 20 rank second in the NFL.

NFL PUNTS INSIDE THE 20 / SINCE 2006

Rk.	Player	In 20
1.	Dustin Colquitt (Jax.)	443
2.	Sam Koch (Bal.)	427
3.	Andy Lee (Ari.)	406

Note: In 2020, Koch was the NFL's only punter to place at least 20 punts inside in the 20-yard line (22) and have no more than 1 TB.

1X
PRO BOWLER

1X
SECOND-TEAM
ALL-PRO

SAM KOCH



ALPHABETICAL ROSTER

NO.	NAME	POS.	HT.	WT.	AGE	EXP.	COLLEGE	HOMETOWN	HOW ACQ.
89	Andrews, Mark	TE	6-5	256	25	3	Oklahoma	Scottsdale, AZ	D3b '18
23	Averett, Anthony	CB	5-11	184	26	3	Alabama	Woodbury, NJ	D4a '18
49	Board, Chris	ILB	6-2	237	25	3	North Dakota State	Orlando, FL	FA '18
54	Bowser, Tyus	OLB	6-3	242	25	4	Houston	Tyler, TX	D2 '17
80	Boykin, Miles	WR	6-4	220	24	2	Notre Dame	New Lenox, IL	D3b '19
77	Bozeman, Bradley	G/C	6-5	325	26	3	Alabama	Roanoke, AL	D6c '18
67	Bredeson, Ben	G	6-5	315	22	R	Michigan	Hartland, WI	D4 '20
15	Brown, Marquise	WR	5-9	180	23	2	Oklahoma	Hollywood, FL	D1 '19
78	Brown Jr., Orlando	T	6-8	355	24	3	Oklahoma	Baltimore, MD	D3a '18
88	Bryant, Dez	WR	6-2	220	32	8	Oklahoma State	Galveston County, TX	FA '20
93	Campbell, Calais	DE	6-8	300	34	13	Miami (Fla.)	Denver, CO	TR (Jax.) '20
36	Clark, Chuck	S	6-0	205	25	4	Virginia Tech	Suffolk, VA	D6 '17
63	Colon-Castillo, Trystan	C	6-3	313	22	R	Missouri	Webb City, MO	FA '20
46	Cox, Morgan	LS	6-4	235	34	11	Tennessee	Collierville, TN	FA '10
27	Dobbins, J.K.	RB	5-10	212	22	R	Ohio State	La Grange, TX	D2 '20
13	Duvernay, Devin	WR	5-11	200	23	R	Texas	Sachse, TX	D3b '20
35	Edwards, Gus	RB	6-1	238	25	3	Rutgers	Staten Island, NY	FA '18
32	Elliott, DeShon	S	6-1	210	23	3	Texas	Dallas, TX	D6a '18
71	Ellis, Justin	DT	6-2	350	30	7	Louisiana Tech	Neville, LA	FA '19
45	Ferguson, Jaylon	OLB	6-5	270	25	2	Louisiana Tech	St. Francisville, LA	D3a '19
70	Fluker, D.J.	G/T	6-5	342	29	8	Alabama	New Orleans, LA	FA '20
58	Fort, L.J.	ILB	6-0	232	31	6	Northern Iowa	Waynesville, MO	FA '19
40	Harrison, Malik	ILB	6-3	247	22	R	Ohio State	Columbus, OH	D3c '20
43	Hill, Justice	RB	5-10	200	23	2	Oklahoma State	Tulsa, OK	D4a '19
44	Humphrey, Marlon	CB	6-0	197	24	4	Alabama	Hoover, AL	D1 '17
21	Ingram II, Mark	RB	5-9	210	31	10	Alabama	Flint, MI	UFA (NO) '19
8	Jackson, Lamar	QB	6-2	212	23	3	Louisville	Pompano Beach, FL	D1b '18
99	Judon, Matthew	OLB	6-3	261	28	5	Grand Valley State	West Bloomfield, MI	D5 '16
41	Levine Sr., Anthony	DB/LB	5-11	207	33	9	Tennessee State	Abbeville, LA	FA '12
92	Madubuike, Justin	DT	6-3	300	23	R	Texas A&M	McKinney, TX	D3a '20
90	McPhee, Pernel	OLB	6-3	269	32	10	Mississippi State	Pahokee, FL	UFA '20
65	Mekari, Patrick	G/C	6-4	308	23	2	Cal-Berkeley	Westlake Village, CA	FA '19
10	Moore, Chris	WR/RS	6-1	200	27	5	Cincinnati	Tampa, FL	D4b '16
91	Ngakoue, Yannick	DE	6-2	246	25	5	Maryland	Bowie, MD	TR (Min.) '20
24	Peters, Marcus	CB	6-0	197	27	6	Washington	Oakland, CA	TR (LAR) '19
74	Phillips, Tyre	G/T	6-5	330	23	R	Mississippi State	Grenada, MS	D3d '20
72	Powers, Ben	G	6-4	310	24	2	Oklahoma	Wichita, KS	D4b '19
11	Proche II, James	WR	5-11	201	24	R	Southern Methodist	Dallas, TX	D6 '20
48	Queen, Patrick	ILB	6-0	232	21	R	Louisiana State	Ventress, LA	D1 '20
42	Ricard, Patrick	FB/DL	6-3	303	26	4	Maine	Spencer, MA	FA '17
28	Richards, Jordan	S	5-11	215	27	6	Stanford	Folsom, CA	FA '19
68	Skura, Matt	C/G	6-3	313	27	4	Duke	Columbus, OH	FA '16
22	Smith, Jimmy	CB	6-2	210	32	10	Colorado	Colton, CA	D1 '11
83	Snead IV, Willie	WR/RS	5-11	200	28	6	Ball State	Muskegon, MI	RSFA (NO) '18
85	Tomlinson, Eric	TE	6-6	263	28	4	UTEP	Oklahoma City, OK	FA '20
6	Townsend, Johnny	P	6-1	205	25	2	Florida	Orlando, FL	FA '20
9	Tucker, Justin	K	6-1	183	31	9	Texas	Austin, TX	FA '12
53	Ward, Jihad	DE	6-5	287	26	5	Illinois	Philadelphia, PA	FA '19
96	Washington, Broderick	DT	6-2	305	24	R	Texas Tech	Longview, TX	D5 '20
57	Welch, Kristian	ILB	6-3	240	22	R	Iowa	Iola, WI	FA '20
98	Williams, Brandon	DT	6-1	336	31	8	Missouri Southern St.	Kirkwood, MO	D3 '13
29	Williams, Tramon	CB	5-11	191	37	13	Louisiana Tech	Houma, LA	FA '20
95	Wolfe, Derek	DE	6-5	285	30	9	Cincinnati	East Liverpool, OH	UFA (Den.) '20
Practice Squad (16)									
51	Adeoye, Aaron	OLB	6-6	250	27	1	Southeast Missouri State	Marion, IL	FA '19
38	Bonds, Terrell	CB	5-8	182	24	1	Tennessee State	Miami, FL	FA '19
69	Crawford, Aaron	DT	6-1	315	23	R	North Carolina	Ashburn, VA	FA '20
56	Crawford, James	LB	6-2	239	26	2	Illinois	Deerfield Beach, FL	FA '20
47	Desir, Pierre	DB	6-1	192	30	7	Lindenwood	Port-au-Prince, Haiti	FA '20
64	Ehinger, Parker	G	6-6	310	28	4	Cincinnati	Rockford, MI	FA '20
94	Hoyett, Braxton	DT	6-2	302	24	R	Mississippi State	Pelham, AL	FA '20
2	Huntley, Tyler	QB	6-1	196	22	R	Utah	Hallandale Beach, FL	FA '20
30	Kearse, Jayron	S	6-4	220	26	5	Clemson	Fort Myers, FL	FA '20
81	Moore, Jaylon	WR	5-11	191	23	R	Tennessee-Martin	Memphis, TN	FA '20
60	Moore, Nick	LS	6-2	248	28	1	Georgia	Snellville, GA	FA '20
61	Prince, R.J.	G/T	6-6	320	25	1	North Carolina	Albemarle, NC	FA '20
97	Rivers, Chauncey	OLB	6-2	262	23	R	Mississippi State	Atlanta, GA	FA '20
39	Warrior, Nigel	S	6-1	197	23	R	Tennessee	College Park, GA	FA '20
34	Williams, Ty'Son	RB	6-0	220	24	R	BYU	Sumter, SC	FA '20
87	Wolf, Eli	TE	6-4	238	23	R	Georgia	Minster, OH	FA '20
Reserve/NFIN (1)									
88	Breeland, Jake	TE	6-6	252	24	R	Oregon	Rancho Santa Margarita, CA	FA '20
Injured Reserve (11)									
50	Alaka, Otaro	ILB	6-3	239	24	2	Texas A&M	Houston, TX	FA '19
86	Boyle, Nick	TE	6-4	270	27	6	Delaware	Sussex, NJ	D5a '15
31	Dorsey, Khalil	CB	5-9	181	22	R	Northern Arizona	Ontario, CA	FA '20
3	Griffin III, Robert	QB	6-2	213	30	8	Baylor	Copperas Cove, TX	FA '18
33	Harris, Davontae	CB	5-11	200	25	3	Illinois State	Wichita, KS	FA '20
37	Marshall, Iman	CB	6-1	210	23	2	Southern California	Long Beach, CA	D4c '19
7	McSorley, Trace	QB	6-0	202	25	2	Penn State	Ashburn, VA	D6 '19
79	Stanley, Ronnie	T	6-6	315	26	5	Notre Dame	Las Vegas, NV	D1 '16
84	Wesley, Antoine	WR	6-4	206	23	1	Texas Tech	Las Vegas, NV	FA '19
18	White, DeAndrew	WR	6-0	195	29	2	Alabama	Houston, TX	FA '20
25	Young, Tavon	CB	5-9	185	26	5	Temple	Oxon Hill, MD	D4a '16
Reserve/COVID-19 (1)									
4	Koch, Sam	P	6-1	222	38	15	Nebraska	Seward, NE	D6a '06
Practice Squad/Injured Reserve (1)									
84	Culkin, Sean	TE	6-5	255	27	3	Missouri	Indian Rocks Beach, FL	FA '20



NUMERICAL ROSTER

NO.	NAME	POS.	HT.	WT.	AGE	EXP.	COLLEGE	HOMETOWN	HOW ACQ.
6	Johnny Townsend	P	6-1	205	25	2	Florida	Orlando, FL	FA '20
8	Lamar Jackson	QB	6-2	212	23	3	Louisville	Pompano Beach, FL	D1b '18
9	Justin Tucker	K	6-1	183	31	9	Texas	Austin, TX	FA '12
10	Chris Moore	WR/RS	6-1	200	27	5	Cincinnati	Tampa, FL	D4b '16
11	James Proche II	WR	5-11	201	24	R	Southern Methodist	Dallas, TX	D6 '20
13	Devin Duvernay	WR	5-11	200	23	R	Texas	Sachse, TX	D3b '20
15	Marquise Brown	WR	5-9	180	23	2	Oklahoma	Hollywood, FL	D1 '19
21	Mark Ingram II	RB	5-9	210	31	10	Alabama	Flint, MI	UFA (NO) '19
22	Jimmy Smith	CB	6-2	210	32	10	Colorado	Colton, CA	D1 '11
23	Anthony Averett	CB	5-11	184	26	3	Alabama	Woodbury, NJ	D4a '18
24	Marcus Peters	CB	6-0	197	27	6	Washington	Oakland, CA	TR (LAR) '19
27	J.K. Dobbins	RB	5-10	212	22	R	Ohio State	La Grange, TX	D2 '20
28	Jordan Richards	S	5-11	215	27	6	Stanford	Folsom, CA	FA '19
29	Tramon Williams	CB	5-11	191	37	13	Louisiana Tech	Houma, LA	FA '20
32	DeShon Elliott	S	6-1	210	23	3	Texas	Dallas, TX	D6a '18
35	Gus Edwards	RB	6-1	238	25	3	Rutgers	Staten Island, NY	FA '18
36	Chuck Clark	S	6-0	205	25	4	Virginia Tech	Suffolk, VA	D6 '17
40	Malik Harrison	ILB	6-3	247	22	R	Ohio State	Columbus, OH	D3c '20
41	Anthony Levine Sr.	DB/LB	5-11	207	33	9	Tennessee State	Abbeville, LA	FA '12
42	Patrick Ricard	FB/DL	6-3	303	26	4	Maine	Spencer, MA	FA '17
43	Justice Hill	RB	5-10	200	23	2	Oklahoma State	Tulsa, OK	D4a '19
44	Marlon Humphrey	CB	6-0	197	24	4	Alabama	Hoover, AL	D1 '17
45	Jaylon Ferguson	OLB	6-5	270	25	2	Louisiana Tech	St. Francisville, LA	D3a '19
46	Morgan Cox	LS	6-4	235	34	11	Tennessee	Collierville, TN	FA '10
48	Patrick Queen	ILB	6-0	232	21	R	Louisiana State	Ventress, LA	D1 '20
49	Chris Board	ILB	6-2	237	25	3	North Dakota State	Orlando, FL	FA '18
53	Jihad Ward	DE	6-5	287	26	5	Illinois	Philadelphia, PA	FA '19
54	Tyus Bowser	OLB	6-3	242	25	4	Houston	Tyler, TX	D2 '17
57	Kristian Welch	ILB	6-3	240	22	R	Iowa	Iola, WI	FA '20
58	L.J. Fort	ILB	6-0	232	31	6	Northern Iowa	Waynesville, MO	FA '19
63	Trystan Colon-Castillo	C	6-3	313	22	R	Missouri	Webb City, MO	FA '20
65	Patrick Mekari	G/C	6-4	308	23	2	Cal-Berkeley	Westlake Village, CA	FA '19
67	Ben Bredeson	G	6-5	315	22	R	Michigan	Hartland, WI	D4 '20
68	Matt Skura	C/G	6-3	313	27	4	Duke	Columbus, OH	FA '16
70	D.J. Fluker	G/T	6-5	342	29	8	Alabama	New Orleans, LA	FA '20
71	Justin Ellis	DT	6-2	350	30	7	Louisiana Tech	Neville, LA	FA '19
72	Ben Powers	G	6-4	310	24	2	Oklahoma	Wichita, KS	D4b '19
74	Tyre Phillips	G/T	6-5	330	23	R	Mississippi State	Grenada, MS	D3d '20
77	Bradley Bozeman	G/C	6-5	325	26	3	Alabama	Roanoke, AL	D6c '18
78	Orlando Brown Jr.	T	6-8	355	24	3	Oklahoma	Baltimore, MD	D3a '18
80	Miles Boykin	WR	6-4	220	24	2	Notre Dame	New Lenox, IL	D3b '19
83	Willie Snead IV	WR/RS	5-11	200	28	6	Ball State	Muskegon, MI	RSFA (NO) '18
85	Eric Tomlinson	TE	6-6	263	28	4	UTEP	Oklahoma City, OK	FA '20
88	Dez Bryant	WR	6-2	220	32	8	Oklahoma State	Galveston County, TX	FA '20
89	Mark Andrews	TE	6-5	256	25	3	Oklahoma	Scottsdale, AZ	D3b '18
90	Pernell McPhee	OLB	6-3	269	32	10	Mississippi State	Pahokee, FL	UFA '20
91	Yannick Ngakoue	DE	6-2	246	25	5	Maryland	Bowie, MD	TR (Min.) '20
92	Justin Madubuike	DT	6-3	300	23	R	Texas A&M	McKinney, TX	D3a '20
93	Calais Campbell	DE	6-8	300	34	13	Miami (Fla.)	Denver, CO	TR (Jax.) '20
95	Derek Wolfe	DE	6-5	285	30	9	Cincinnati	East Liverpool, OH	UFA (Den.) '20
96	Broderick Washington	DT	6-2	305	24	R	Texas Tech	Longview, TX	D5 '20
98	Brandon Williams	DT	6-1	336	31	8	Missouri Southern St.	Kirkwood, MO	D3 '13
99	Matthew Judon	OLB	6-3	261	28	5	Grand Valley State	West Bloomfield, MI	D5 '16
Practice Squad (16)									
2	Tyler Huntley	QB	6-1	196	22	R	Utah	Hallandale Beach, FL	FA '20
30	Jayron Kearse	S	6-4	220	26	5	Clemson	Fort Myers, FL	FA '20
34	Tyson Williams	RB	6-0	220	24	R	BYU	Sumter, SC	FA '20
38	Terrell Bonds	CB	5-8	182	24	1	Tennessee State	Miami, FL	FA '19
39	Nigel Warrior	S	6-1	197	23	R	Tennessee	College Park, GA	FA '20
47	Pierre Desir	DB	6-1	192	30	7	Lindenwood	Port-au-Prince, Haiti	FA '20
51	Aaron Adeoye	OLB	6-6	250	27	1	Southeast Missouri State	Marion, IL	FA '19
56	James Crawford	LB	6-2	239	26	2	Illinois	Deerfield Beach, FL	FA '20
60	Nick Moore	LS	6-2	248	28	1	Georgia	Snellville, GA	FA '20
61	R.J. Prince	G/T	6-6	320	25	1	North Carolina	Albemarle, NC	FA '20
64	Parker Ehinger	G	6-6	310	28	4	Cincinnati	Rockford, MI	FA '20
69	Aaron Crawford	DT	6-1	315	23	R	North Carolina	Ashburn, VA	FA '20
81	Jaylon Moore	WR	5-11	191	23	R	Tennessee-Martin	Memphis, TN	FA '20
87	Eli Wolf	TE	6-4	238	23	R	Georgia	Minster, OH	FA '20
94	Braxton Hoyett	DT	6-2	302	24	R	Mississippi State	Pelham, AL	FA '20
97	Chauncey Rivers	OLB	6-2	262	23	R	Mississippi State	Atlanta, GA	FA '20
Reserve/NFIN (1)									
88	Jake Breeland	TE	6-6	252	24	R	Oregon	Rancho Santa Margarita, CA	FA '20
Injured Reserve (11)									
3	Robert Griffin III	QB	6-2	213	30	8	Baylor	Copperas Cove, TX	FA '18
7	Trace McSorley	QB	6-0	202	25	2	Penn State	Ashburn, VA	D6 '19
18	DeAndrew White	WR	6-0	195	29	2	Alabama	Houston, TX	FA '20
25	Tavon Young	CB	5-9	185	26	5	Temple	Oxon Hill, MD	D4a '16
31	Khalil Dorsey	CB	5-9	181	22	R	Northern Arizona	Ontario, CA	FA '20
33	Davontae Harris	CB	5-11	200	25	3	Illinois State	Wichita, KS	FA '20
37	Iman Marshall	CB	6-1	210	23	2	Southern California	Long Beach, CA	D4c '19
50	Otaru Alaka	ILB	6-3	239	24	2	Texas A&M	Houston, TX	FA '19
79	Ronnie Stanley	T	6-6	315	26	5	Notre Dame	Las Vegas, NV	D1 '16
84	Antoine Wesley	WR	6-4	206	23	1	Texas Tech	Las Vegas, NV	FA '19
86	Nick Boyle	TE	6-4	270	27	6	Delaware	Sussex, NJ	D5a '15
Reserve/COVID-19 (1)									
4	Sam Koch	P	6-1	222	38	15	Nebraska	Seward, NE	D6a '06
Practice Squad/Injured Reserve (1)									
84	Sean Culkin	TE	6-5	255	27	3	Missouri	Indian Rocks Beach, FL	FA '20

POSITIONAL ROSTER

QUARTERBACKS (4)

NO.	NAME	POS.	HT.	WT.	AGE	EXP.	COLLEGE	HOMETOWN	HOW ACQ.
2	Tyler Huntley (PS)	QB	6-1	196	22	R	Utah	Hallandale Beach, FL	FA '20
3	Robert Griffin III (IR)	QB	6-2	213	30	8	Baylor	Copperas Cove, TX	FA '18
7	Trace McSorley (IR)	QB	6-0	202	25	2	Penn State	Ashburn, VA	D6 '19
8	Lamar Jackson	QB	6-2	212	23	3	Louisville	Pompano Beach, FL	D1b '18

RUNNING BACKS (6)

NO.	NAME	POS.	HT.	WT.	AGE	EXP.	COLLEGE	HOMETOWN	HOW ACQ.
21	Mark Ingram II	RB	5-9	210	31	10	Alabama	Flint, MI	UFA (NO) '19
27	J.K. Dobbins	RB	5-10	212	22	R	Ohio State	La Grange, TX	D2 '20
34	TySon Williams (PS)	RB	6-0	220	24	R	BYU	Sumter, SC	FA '20
35	Gus Edwards	RB	6-1	238	25	3	Rutgers	Staten Island, NY	FA '18
42	Patrick Ricard	FB/DB	6-3	303	26	4	Maine	Spencer, MA	FA '17
43	Justice Hill	RB	5-10	200	23	2	Oklahoma State	Tulsa, OK	D4a '19

WIDE RECEIVERS (10)

NO.	NAME	POS.	HT.	WT.	AGE	EXP.	COLLEGE	HOMETOWN	HOW ACQ.
10	Chris Moore	WR/RS	6-1	200	27	5	Cincinnati	Tampa, FL	D4b '16
11	James Proche II	WR	5-11	201	24	R	Southern Methodist	Dallas, TX	D6 '20
13	Devin Duvernay	WR	5-11	200	23	R	Texas	Sachse, TX	D3b '20
15	Marquise Brown	WR	5-9	180	23	2	Oklahoma	Hollywood, FL	D1 '19
18	DeAndrew White (IR)	WR	6-0	195	29	2	Alabama	Houston, TX	FA '20
80	Miles Boykin	WR	6-4	220	24	2	Notre Dame	New Lenox, IL	D3b '19
81	Jaylon Moore (PS)	WR	5-11	191	23	R	Tennessee-Martin	Memphis, TN	FA '20
83	Willie Snead IV	WR/RS	5-11	200	28	6	Ball State	Muskegon, MI	RSFA (NO) '18
84	Antoine Wesley (IR)	WR	6-4	206	23	1	Texas Tech	Las Vegas, NV	FA '19
88	Dez Bryant	WR	6-2	220	32	8	Oklahoma State	Galveston County, TX	FA '20

TIGHT ENDS (6)

NO.	NAME	POS.	HT.	WT.	AGE	EXP.	COLLEGE	HOMETOWN	HOW ACQ.
84	Sean Culkin (PSIR)	TE	6-5	255	27	3	Missouri	Indian Rocks Beach, FL	FA '20
85	Eric Tomlinson	TE	6-6	263	28	4	UTEP	Oklahoma City, OK	FA '20
86	Nick Boyle (IR)	TE	6-4	270	27	6	Delaware	Sussex, NJ	D5a '15
87	Eli Wolf (PS)	TE	6-4	238	23	R	Georgia	Minster, OH	FA '20
88	Jake Breealand (R/NFIN)	TE	6-6	252	24	R	Oregon	Rancho Santa Margarita, CA	FA '20
89	Mark Andrews	TE	6-5	256	25	3	Oklahoma	Scottsdale, AZ	D3b '18

OFFENSIVE LINE (12)

NO.	NAME	POS.	HT.	WT.	AGE	EXP.	COLLEGE	HOMETOWN	HOW ACQ.
61	R.J. Prince (PS)	G/T	6-6	320	25	1	North Carolina	Albemarle, NC	FA '20
63	Trystan Colon-Castillo	C	6-3	313	22	R	Missouri	Webb City, MO	FA '20
64	Parker Ehinger (PS)	G	6-6	310	28	4	Cincinnati	Rockford, MI	FA '20
65	Patrick Mekari	G/C	6-4	308	23	2	Cal-Berkeley	Westlake Village, CA	FA '19
67	Ben Bradeson	G	6-5	315	22	R	Michigan	Hartland, WI	D4 '20
68	Matt Skura	C/G	6-3	313	27	4	Duke	Columbus, OH	FA '16
70	D.J. Fluker	G/T	6-5	342	29	8	Alabama	New Orleans, LA	FA '20
72	Ben Powers	G	6-4	310	24	2	Oklahoma	Wichita, KS	D4b '19
74	Tyre Phillips	G/T	6-5	330	23	R	Mississippi State	Grenada, MS	D3d '20
77	Bradley Bozeman	G/C	6-5	325	26	3	Alabama	Roanoke, AL	D6c '18
78	Orlando Brown Jr.	G	6-8	355	24	3	Oklahoma	Baltimore, MD	D3a '18
79	Ronnie Stanley (IR)	T	6-6	315	26	5	Notre Dame	Las Vegas, NV	D1 '16

LINEBACKERS (13)

NO.	NAME	POS.	HT.	WT.	AGE	EXP.	COLLEGE	HOMETOWN	HOW ACQ.
40	Malik Harrison	ILB	6-3	247	22	R	Ohio State	Columbus, OH	D3c '20
45	Jaylon Ferguson	OLB	6-5	270	25	2	Louisiana Tech	St. Francisville, LA	D3a '19
48	Patrick Queen	ILB	6-0	232	21	R	Louisiana State	Ventress, LA	D1 '20
49	Chris Board	ILB	6-2	237	25	3	North Dakota State	Orlando, FL	FA '18
50	Otaro Alaka (IR)	ILB	6-3	239	24	2	Texas A&M	Houston, TX	FA '19
51	Aaron Adeoye (PS)	OLB	6-6	250	27	1	Southeast Missouri State	Marion, IL	FA '19
54	Tyus Bowser	OLB	6-3	242	25	4	Houston	Tyler, TX	D2 '17
56	James Crawford (PS)	LB	6-2	239	26	2	Illinois	Deerfield Beach, FL	FA '20
57	Kristian Welch	ILB	6-3	240	22	R	Iowa	Iola, WI	FA '20
58	L.J. Fort	ILB	6-0	232	31	6	Northern Iowa	Waynesville, MO	FA '19
90	Pernell McPhee	OLB	6-3	269	32	10	Mississippi State	Pahokee, FL	UFA '20
97	Chauncey Rivers (PS)	OLB	6-2	262	23	R	Mississippi State	Atlanta, GA	FA '20
99	Matthew Judon	OLB	6-3	261	28	5	Grand Valley State	West Bloomfield, MI	D5 '16

DEFENSIVE BACKS (17)

NO.	NAME	POS.	HT.	WT.	AGE	EXP.	COLLEGE	HOMETOWN	HOW ACQ.
22	Jimmy Smith	CB	6-2	210	32	10	Colorado	Colton, CA	D1 '11
23	Anthony Averett	CB	5-11	184	26	3	Alabama	Woodbury, NJ	D4a '18
24	Marcus Peters	CB	6-0	197	27	6	Washington	Oakland, CA	TR (LAR) '19
25	Tavon Young (IR)	CB	5-9	185	26	5	Temple	Oxon Hill, MD	D4a '16
28	Jordan Richards	S	5-11	215	27	6	Stanford	Folsom, CA	FA '19
29	Tramon Williams	CB	5-11	191	37	13	Louisiana Tech	Houma, LA	FA '20
30	Jayron Kearse (PS)	S	6-4	220	26	5	Clemson	Fort Myers, FL	FA '20
31	Khalil Dorsey (IR)	CB	5-9	181	22	R	Northern Arizona	Ontario, CA	FA '20
32	DeShon Elliott	S	6-1	210	23	3	Texas	Dallas, TX	D6a '18
33	Davontae Harris (IR)	CB	5-11	200	25	3	Illinois State	Wichita, KS	FA '20
36	Chuck Clark	S	6-0	205	25	4	Virginia Tech	Suffolk, VA	D6 '17
37	Iman Marshall (IR)	CB	6-1	210	23	2	Southern California	Long Beach, CA	D4c '19
38	Terrell Bonds (PS)	CB	5-8	182	24	1	Tennessee State	Miami, FL	FA '19
39	Nigel Warrior (PS)	S	6-1	197	23	R	Tennessee	College Park, GA	FA '20
41	Anthony Levine Sr.	DB/LB	5-11	207	33	9	Tennessee State	Abbeville, LA	FA '12
44	Marlon Humphrey	CB	6-0	197	24	4	Alabama	Hoover, AL	D1 '17
47	Pierre Desir (PS)	DB	6-1	192	30	7	Lindenwood	Port-au-Prince, Haiti	FA '20

DEFENSIVE LINE (10)

NO.	NAME	POS.	HT.	WT.	AGE	EXP.	COLLEGE	HOMETOWN	HOW ACQ.
53	Jihad Ward	DE	6-5	287	26	5	Illinois	Philadelphia, PA	FA '19
69	Aaron Crawford (PS)	DT	6-1	315	23	R	North Carolina	Ashburn, VA	FA '20
71	Justin Ellis	DT	6-2	350	30	7	Louisiana Tech	Neville, LA	FA '19
91	Yannick Ngakoue	DE	6-2	246	25	5	Maryland	Bowie, MD	TR (Min.) '20
92	Justin Madubuike	DT	6-3	300	23	R	Texas A&M	McKinney, TX	D3a '20
93	Calais Campbell	DE	6-8	300	34	13	Miami (Fla.)	Denver, CO	TR (Jax.) '20
94	Braxton Hoyett (PS)	DT	6-2	302	24	R	Mississippi State	Pelham, AL	FA '20
95	Derek Wolfe	DE	6-5	285	30	9	Cincinnati	East Liverpool, OH	UFA (Den.) '20
96	Broderick Washington	DT	6-2	305	24	R	Texas Tech	Longview, TX	D5 '20
98	Brandon Williams	DT	6-1	336	31	8	Missouri Southern St.	Kirkwood, MO	D3 '13

SPECIALISTS (5)

NO.	NAME	POS.	HT.	WT.	AGE	EXP.	COLLEGE	HOMETOWN	HOW ACQ.
4	Sam Koch (R/C19)	P	6-1	222	38	15	Nebraska	Seward, NE	D6a '06
6	Johnny Townsend	P	6-1	205	25	2	Florida	Orlando, FL	FA '20
9	Justin Tucker	K	6-1	183	31	9	Texas	Austin, TX	FA '12
46	Morgan Cox	LS	6-4	235	34	11	Tennessee	Collierville, TN	FA '10
60	Nick Moore (PS)	LS	6-2	248	28	1	Georgia	Snellville, GA	FA '20

DEPTH CHART

Compiled by Ravens PR staff on Jan. 5, 2021

OFFENSE

WR	83	Willie Snead IV*	80	Miles Boykin	88	Dez Bryant	<u>11</u>	<u>James Proche II</u>
WR	15	Marquise Brown	<u>13</u>	<u>Devin Duvernay</u>	10	Chris Moore		
LT	78	Orlando Brown Jr.						
LG	77	Bradley Bozeman	68	Matt Skura	<u>67</u>	<u>Ben Bredeson</u>		
C	65	Patrick Mekari*	<u>63</u>	<u>Trystan Colon-Castillo</u>	68	Matt Skura		
RG	72	Ben Powers	<u>74</u>	<u>Tyre Phillips</u>	<u>67</u>	<u>Ben Bredeson</u>		
RT	70	D.J. Fluker - or -	<u>74</u>	<u>Tyre Phillips</u>				
TE	89	Mark Andrews	85	Eric Tomlinson				
QB	8	Lamar Jackson						
FB	42	Patrick Ricard						
RB	35	Gus Edwards - or -	<u>27</u>	<u>J.K. Dobbins</u>	21	Mark Ingram II	- or -	43 Justice Hill

DEFENSE

DT	93	Calais Campbell	<u>92</u>	<u>Justin Madubuike</u>	<u>96</u>	<u>Broderick Washington</u>		
NT	98	Brandon Williams	71	Justin Ellis				
DE	95	Derek Wolfe	53	Jihad Ward				
RUSH	91	Yannick Ngakoue* - or -	90	Pernell McPhee	45	Jaylon Ferguson		
MLB	<u>48</u>	<u>Patrick Queen</u>	49	Chris Board	<u>57</u>	<u>Kristian Welch</u>		
WLB	58	L.J. Fort - or -	<u>40</u>	<u>Malik Harrison</u>				
SAM	99	Matthew Judon	54	Tyus Bowser				
LCB	24	Marcus Peters	22	Jimmy Smith*				
SS	36	Chuck Clark	41	Anthony Levine Sr.				
FS	32	DeShon Elliott	28	Jordan Richards				
RCB	44	Marlon Humphrey	23	Anthony Averett	29	Tramon Williams		

SPECIAL TEAMS

P	4	Sam Koch+	6	Johnny Townsend				
K	9	Justin Tucker						
H	4	Sam Koch+	6	Johnny Townsend				
LS	46	Morgan Cox	43	Justice Hill				
KOR	<u>13</u>	<u>Devin Duvernay</u> - or -	10	Chris Moore	43	Justice Hill		
PR	<u>13</u>	<u>Devin Duvernay</u> - or -	<u>11</u>	<u>James Proche II</u>	83	Willie Snead IV*		

All Rookies Underlined * Missed Last Game w/ Injury + Reserve/COVID-19

PRONUNCIATIONS

PLAYERS: Aaron Adeoye (uh-DAY-oh-yay); Otar Alaka (oh-TARE-oh); Calais Campbell (cuh-LAY-us); Khalil Dorsey (kuh-LIL); Devin Duvernay (DOO-ver-nay); Parker Ehinger (en-GUR); Matthew Judon (JOO-don); Sam Koch (Cook); Anthony Levine Sr. (luh-VEEN); Justin Madubuike (mad-uh-BEE-kay); Patrick Mekari (muh-CARE-ee); Yannick Ngakoue (yah-NEEK, in-GAH-kway); James Proche (pro-SHAY); Matt Skura (SKUR-uh); Jihad Ward (JUH-hahd); Tavon Young (TAY-von)
COACHES: Richard Angulo (an-GOO-low); Andy Bischoff (BISH-off); Joe D'Alessandris (dell-ah-SAN-dress); Craig Ver Steeg (ver-STEGG); T.J. Weist (WEEST)

COACHING STAFF

John Harbaugh - Head Coach

Chris Horton - Special Teams Coordinator

Don Martindale - Defensive Coordinator

Greg Roman - Offensive Coordinator

David Culley - Asst. Head Coach/Pass Coord./WRs

Richard Angulo - Asst. Offensive Line Coach

Andy Bischoff - Asst. Tight Ends Coach

Randy Brown - Special Teams Coach

Joe Cullen - Defensive Line Coach

Joe D'Alessandris - Offensive Line Coach

Bobby Ingram - Tight Ends Coach

Chris Hewitt - Pass Defense Coordinator

Sterling Lucas - Defensive Asst./D-line

Mike Macdonald - Linebackers Coach

Jesse Minter - Defensive Backs Coach

Steve Saunders - Head Strength & Conditioning Coach

James Urban - Quarterbacks Coach

Craig Ver Steeg - Sr. Assistant/RBs

Anthony Watson - Asst. Strength & Conditioning Coach

Matt Weiss - Running Backs Coach

T.J. Weist - Asst. Special Teams Coach

Drew Wilkins - Outside Linebackers Coach

HOW THE RAVENS ARE BUILT

YEAR	DRAFTEES (33)	FREE AGENTS (24)	ROOKIE FREE AGENT (22)	TRADES/WAIVERS (4)
2006	P Sam Koch (6a) v			
2010			LS Morgan Cox (FA '10)	
2011	CB Jimmy Smith (1)			
2012		DB/LB Anthony Levine Sr. (FA '12)	K Justin Tucker (FA '12)	
2013	DT Brandon Williams (3)			
2015	TE Nick Boyle (5a) *			
2016	T Ronnie Stanley (1) * CB Tavon Young (4a) * WR/RS Chris Moore (4b) OLB Matthew Judon (5)		C/G Matt Skura (FA '16)	
2017	CB Marlon Humphrey (1) OLB Tyus Bowser (2) S Chuck Clark (6)		FB/DL Patrick Ricard (FA '17)	
2018	QB Lamar Jackson (1b) T Orlando Brown Jr. (3a) TE Mark Andrews (3b) CB Anthony Averett (4a) S DeShon Elliott (6a) G/C Bradley Bozeman (6c)	QB Robert Griffin III (FA '18) * WR/RS Willie Snead IV (RSFA NO '18)	ILB Chris Board (FA '18) RB Gus Edwards (FA '18)	
2019	WR Marquise Brown (1) OLB Jaylon Ferguson (3a) WR Miles Boykin (3b) RB Justice Hill (4a) G Ben Powers (4b) CB Iman Marshall (4c) * QB Trace McSorley (6) *	DT Justin Ellis (FA '19) ILB L.J. Fort (FA '19) RB Mark Ingram II (UFA NO '19) S Jordan Richards (FA '19) DE Jihad Ward (FA '19)	OLB Aaron Adeoye (FA '19) ^ ILB Otaru Alaka (FA '19) * CB Terrell Bonds (FA '19) ^ G/C Patrick Mekari (FA '19) WR Antoine Wesley (FA '19) *	CB Marcus Peters (TR LAR '19)
2020	ILB Patrick Queen (1) RB J.K. Dobbins (2) DT Justin Madubuike (3a) WR Devin Duvernay (3b) ILB Malik Harrison (3c) G/T Tyre Phillips (3d) G Ben Bredeson (4) DT Broderick Washington (5) WR James Proche II (6)	WR Dez Bryant (FA '20) LB James Crawford (FA '20) ^ TE Sean Culkin (FA '20) Σ DB Pierre Desir (FA '20) ^ G Parker Ehinger (FA '20) ^ G/T D.J. Fluker (FA '20) DT Braxton Hoyett (FA '20) ^ S Jayron Kearse (FA '20) ^ OLB Pernell McPhee (UFA '20) LS Nick Moore (FA '20) ^ G/T R.J. Prince (FA '20) ^ TE Eric Tomlinson (FA '20) P Johnny Townsend (FA '20) WR DeAndrew White (FA '20) * CB Tramon Williams (FA '20) DE Derek Wolfe (UFA Den. '20)	TE Jake Breeland (FA '20) δ C Trystan Colon-Castillo (FA '20) DT Aaron Crawford (FA '20) ^ CB Khalil Dorsey (FA '20) * QB Tyler Huntley (FA '20) ^ WR Jaylon Moore (FA '20) ^ OLB Chauncey Rivers (FA '20) ^ S Nigel Warrior (FA '20) ^ ILB Kristian Welch (FA '20) RB Ty'Son Williams (FA '20) ^ TE Eli Wolf (FA '20) ^	DE Calais Campbell (TR Jax. '20) CB Davontae Harris (FA '20) * DE Yannick Ngakoue (TR Min. '20)

Key: *Injured Reserve, ^Practice Squad, RFA = Rookie Free Agent, RSFA = Restricted Free Agent, TR = Trade, UFA = Unrestricted Free Agent, δ = Reserve/NFI, Σ = Practice Squad Injured Reserve, V = Reserve/COVID-19

GAME-BY-GAME STARTERS

OFFENSE												
DATE	OPPONENT	WR	LT	LG	C	RG	RT	TE	QB	FB	RB	WR
9/13	Cleveland	W. Snead IV/ M. Boykin	R. Stanley	B. Bozeman	M. Skura	<u>T. Phillips</u>	O. Brown Jr.	N. Boyle	L. Jackson	P. Ricard	M. Ingram II	--
9/20	at Houston	M. Boykin/ W. Snead IV	R. Stanley	B. Bozeman	M. Skura	<u>T. Phillips</u>	O. Brown Jr.	N. Boyle	L. Jackson	--	M. Ingram II	M. Brown
9/28	Kansas City	W. Snead IV	R. Stanley	B. Bozeman	M. Skura	<u>T. Phillips</u>	O. Brown Jr.	N. Boyle	L. Jackson	P. Ricard	M. Ingram II	M. Brown
10/4	at Washington	M. Boykin	O. Brown Jr.	B. Bozeman	M. Skura	<u>T. Phillips</u>	D. Fluker	M. Andrews/ N. Boyle	L. Jackson	--	M. Ingram II	M. Brown
10/11	Cincinnati	W. Snead IV	R. Stanley	B. Bozeman	M. Skura	P. Mekari	O. Brown Jr.	N. Boyle	L. Jackson	P. Ricard	M. Ingram II	M. Brown
10/18	at Philadelphia	W. Snead IV/ M. Boykin	R. Stanley	B. Bozeman	M. Skura	<u>T. Phillips</u>	O. Brown Jr.	N. Boyle	L. Jackson	--	M. Ingram II	M. Brown
11/1	Pittsburgh	M. Boykin	R. Stanley	B. Bozeman	M. Skura	<u>T. Phillips</u>	O. Brown Jr.	N. Boyle	L. Jackson	P. Ricard	G. Edwards	M. Brown
11/8	at Indianapolis	W. Snead IV/ M. Boykin	O. Brown Jr.	B. Bozeman	M. Skura	P. Mekari	D. Fluker	N. Boyle	L. Jackson	--	G. Edwards	M. Brown
11/15	at New England	M. Boykin	O. Brown Jr.	B. Bozeman	M. Skura	P. Mekari	D. Fluker	N. Boyle/ M. Andrews	L. Jackson	--	M. Ingram II	M. Brown
11/22	Tennessee	W. Snead IV	O. Brown Jr.	B. Bozeman	P. Mekari	B. Powers	D. Fluker	M. Skura	L. Jackson	P. Ricard	G. Edwards	M. Brown
12/2	at Pittsburgh	M. Boykin/ D. Duvernay	O. Brown Jr.	B. Bozeman	<u>T. Colon-Castillo</u>	B. Powers	D. Fluker	E. Tomlinson	R. Griffin III	--	G. Edwards	M. Brown
12/8	Dallas	M. Boykin/ D. Duvernay	O. Brown Jr.	B. Bozeman	P. Mekari	B. Powers	<u>T. Phillips</u>	--	L. Jackson	P. Ricard	M. Ingram II	M. Brown
12/14	at Cleveland	M. Brown	O. Brown Jr.	B. Bozeman	P. Mekari	B. Powers	<u>T. Phillips</u>	M. Skura	L. Jackson	P. Ricard	M. Ingram II	M. Boykin
12/20	Jacksonville	W. Snead IV/ M. Brown	O. Brown Jr.	B. Bozeman	P. Mekari	B. Powers	D. Fluker	--	L. Jackson	P. Ricard	G. Edwards	M. Boykin
12/27	N.Y. Giants	M. Boykin	O. Brown Jr.	B. Bozeman	P. Mekari	B. Powers	D. Fluker	M. Skura/ E. Tomlinson	L. Jackson	P. Ricard	<u>J. Dobbins</u>	--
1/3	at Cincinnati	M. Boykin/ M. Brown	O. Brown Jr.	B. Bozeman	<u>T. Colon-Castillo</u>	B. Powers	D. Fluker	--	L. Jackson	P. Ricard	G. Edwards	<u>D. Duvernay</u>

DEFENSE													
DATE	OPPONENT	DT	NT	DE	RUSH	MLB	WLB	SAM	LCB	SS	FS	RCB	DB
9/13	Cleveland	C. Campbell	B. Williams	D. Wolfe	P. McPhee	<u>P. Queen</u>	<u>M. Harrison</u>	M. Judon	M. Humphrey	C. Clark	D. Elliott	M. Peters	--
9/20	at Houston	C. Campbell	B. Williams	--	P. McPhee	<u>P. Queen</u>	L. Fort	M. Judon	M. Humphrey	C. Clark	D. Elliott	M. Peters	A. Levine Sr.
9/28	Kansas City	C. Campbell	B. Williams	--	P. McPhee	<u>P. Queen</u>	L. Fort	M. Judon	M. Peters	C. Clark	D. Elliott	J. Smith	M. Humphrey
10/4	at Washington	C. Campbell	B. Williams	--	P. McPhee	<u>P. Queen</u>	L. Fort	M. Judon	M. Peters	C. Clark	D. Elliott	A. Averett	M. Humphrey
10/11	Cincinnati	C. Campbell	B. Williams	--	P. McPhee	<u>P. Queen</u>	L. Fort	M. Judon	M. Peters	C. Clark	D. Elliott	J. Smith	M. Humphrey
10/18	at Philadelphia	C. Campbell	J. Ellis	--	P. McPhee	<u>P. Queen</u>	L. Fort	M. Judon	M. Peters	C. Clark	D. Elliott	J. Smith	M. Humphrey
11/1	Pittsburgh	C. Campbell	B. Williams	--	P. McPhee	<u>P. Queen</u> / <u>C. Board</u>	L. Fort	M. Judon	M. Peters	C. Clark	D. Elliott	M. Humphrey	--
11/8	at Indianapolis	C. Campbell	B. Williams	--	Y. Ngakoue	<u>P. Queen</u>	<u>M. Harrison</u>	M. Judon	M. Peters	C. Clark	D. Elliott	J. Smith	T. Bonds
11/15	at New England	<u>J. Madubuike</u>	B. Williams	D. Wolfe	Y. Ngakoue	<u>P. Queen</u>	<u>M. Harrison</u>	M. Judon	M. Peters	C. Clark	D. Elliott	M. Humphrey	--
11/22	Tennessee	<u>J. Madubuike</u>	J. Ellis	D. Wolfe	P. McPhee	<u>P. Queen</u>	<u>M. Harrison</u>	M. Judon	M. Peters	C. Clark	D. Elliott	M. Humphrey	--
12/2	at Pittsburgh	--	J. Ellis	D. Wolfe	Y. Ngakoue	<u>P. Queen</u>	L. Fort	J. Ferguson	M. Peters	C. Clark	D. Elliott	J. Smith	M. Humphrey
12/8	Dallas	C. Campbell	B. Williams	D. Wolfe	P. McPhee	<u>P. Queen</u>	--	T. Bowser	M. Peters	C. Clark	D. Elliott	D. Harris	M. Humphrey
12/14	at Cleveland	C. Campbell	B. Williams	D. Wolfe	P. McPhee	<u>P. Queen</u>	C. Board	M. Judon	M. Peters	C. Clark	D. Elliott	M. Humphrey	--
12/20	Jacksonville	<u>J. Madubuike</u>	B. Williams	D. Wolfe	P. McPhee	<u>P. Queen</u>	<u>M. Harrison</u>	M. Judon	A. Averett	C. Clark	D. Elliott	M. Humphrey	--
12/27	N.Y. Giants	C. Campbell	B. Williams	D. Wolfe	P. McPhee	<u>P. Queen</u>	<u>M. Harrison</u>	M. Judon	M. Humphrey	C. Clark	D. Elliott	A. Averett	--
1/3	at Cincinnati	C. Campbell	B. Williams	--	P. McPhee	<u>P. Queen</u>	L. Fort	T. Bowser	M. Peters	C. Clark	D. Elliott	A. Averett	M. Humphrey

Rookies underlined.

TRANSACTIONS

DATE	POS.	PLAYER	TRANSACTION
1/6	WR	Antoine Wesley	Placed on the Practice Squad Injured list
1/6	RB	Paul Perkins	Signed to practice squad
1/8	G	Parker Evinger	Placed on Injured Reserve
1/8	T	Andre Smith	Signed to the 53-man roster
1/12	LB	Aaron Adeoye	Re-signed to Reserve/Future contract
1/12	DB	Terrell Bonds	Re-signed to Reserve/Future contract
1/12	G	Will Holden	Re-signed to Reserve/Future contract
1/12	DE	Ufomba Kamalu	Re-signed to Reserve/Future contract
1/12	WR	Sean Modster	Re-signed to Reserve/Future contract
1/12	DE	Mike Onuoha	Re-signed to Reserve/Future contract
1/12	T	R.J. Prince	Re-signed to Reserve/Future contract
1/12	TE	Charles Scarff	Re-signed to Reserve/Future contract
1/12	WR	Antoine Wesley	Re-signed to Reserve/Future contract
2/6	T	Andre Smith	Re-signed to a one-year contract
2/10	S	Chuck Clark	Signed to a three-year contract extension
2/13	DB	Jordan Richards	Re-signed to a one-year contract
2/14	S	Tony Jefferson	Contract terminated
3/11	G	Marshal Yanda	Placed on the Reserve/Retired list
3/13	OLB	Matthew Judon	Designated the 2020 franchise tag player
3/13	WR/RS	De'Anthony Thomas	Re-signed
3/16	G/T	James Hurst	Contract terminated
3/18	TE	Hayden Hurst	Traded with a 2020 fourth-round draft choice to Atlanta in exchange for second- and fifth-round selections in the 2020 draft
3/18	P	Sam Koch	Signed to a two-year contract extension
3/19	DE	Calais Campbell	Acquired from the Jacksonville Jaguars in exchange for a 2020 fifth-round draft choice
3/20	DE	Chris Wormley	Traded with a seventh-round pick in the 2021 Draft to Pittsburgh in exchange for a fifth-round pick in 2021
3/21	DE	Calais Campbell	Signed to a one-year contract extension
3/21	DT	Justin Ellis	Re-signed
3/21	DE	Jihad Ward	Re-signed
3/24	CB	Jimmy Smith	Re-signed
3/26	LB/DB	Anthony Levine Sr.	Re-signed
3/26	WR	Chris Moore	Re-signed
3/26	LS	Nick Moore	Signed
3/31	DE	Derek Wolfe	Signed
4/8	DE	Ufomba Kamalu	Contract terminated
4/10	C	Matt Skura	Re-signed to a restricted free agent offer sheet
4/30	C	Trystan Colon-Castillo	Signed
4/30	QB	Tyler Huntley	Signed
4/30	K	Nick Vogel	Signed
5/1	CB	Jeff Hector	Signed
5/1	FB	Bronson Rechsteiner	Signed
5/4	WR	Michael Dereus	Signed
5/4	C	Sean Pollard	Signed
5/4	OLB	Chauncey Rivers	Signed
5/4	LB	Jake Ryan	Signed
5/5	CB	Khalil Dorsey	Signed
5/5	WR	Jaylon Moore	Signed
5/5	CB	Josh Nurse	Signed
5/5	S	Nigel Warrior	Signed
5/5	OLB	Marcus Willoughby	Signed
5/5	TE	Eli Wolf	Signed
5/5	DT	Broderick Washington	Signed
5/6	TE	Jake Breealand	Signed
5/6	OLB	John Daka	Signed
5/6	P	Dom Maggio	Signed
5/6	LB	Kristian Welch	Signed
5/6	G	Ben Bredeson	Signed
5/6	DT	Justin Madubuike	Signed
5/6	WR	James Proche II	Signed
5/7	G	Evan Adams	Signed
5/7	DT	Aaron Crawford	Signed
5/7	RB	J.K. Dobbins	Signed
5/7	S	Geno Stone	Signed
5/8	G	Tyre Phillips	Signed
5/9	G	Daishawn Dixon	Signed
5/11	G/T	D.J. Fluker	Signed
5/12	OLB	Pernell McPhee	Re-signed
5/12	WR	Sean Modster	Waived
7/14	OLB	Malik Harrison	Signed 2020 draft choice
7/23	WR	Devin Duvernay	Signed 2020 draft choice
7/23	LB	Patrick Queen	Signed 2020 draft choice
7/25	LB	Mike Onuoha	Waived
7/26	S	Nigel Warrior	Placed on Reserve/COVID-19
7/27	TE	Jake Breealand	Placed on the Non-Football Injury (NFI) list
7/27	G	Evan Adams	Waived
7/27	G	Daishawn Dixon	Waived
7/27	G	R.J. Prince	Waived
7/27	K	Nick Vogel	Waived
7/27	WR/RS	De'Anthony Thomas	Placed on the Reserve/Voluntary Opt-Out list
7/28	RB	Gus Edwards	Re-signed exclusive rights free agent
7/28	G	Parker Evinger	Signed
7/28	T	Andre Smith	Placed on the Reserve/Voluntary Opt-Out list
8/1	CB	Jeff Hector	Waived

8/1	DT	Daylon Mack	Waived
8/1	P	Dom Maggio	Waived
8/2	C/G	Matt Skura	Placed on the Physically Unable to Perform list
8/4	TE	Jake Breealand	Waived, who reverted to Injured Reserve on Aug. 5
8/4	S	Nigel Warrior	Activated off Reserve/COVID-19
8/10	FB	Bronson Rechsteiner	Waived
8/12	RB/RS	Kenjon Barner	Signed
8/16	C/G	Matt Skura	Activated off the Physically Unable to Perform List
8/17	CB	Iman Marshall	Placed on Injured Reserve
8/22	WR	Antoine Wesley	Placed on Injured Reserve
8/23	S	Earl Thomas III	Terminated the contract of vested veteran
8/25	P	Johnny Townsend	Signed free agent
8/25	WR	DeAndrew White	Signed free agent
8/29	RB	Ty'Son Williams	Signed
8/31	OLB	John Daka	Waived
8/31	WR	Michael Dereus	Waived
8/31	C	Sean Pollard	Waived
8/31	WR	DeAndrew White	Placed on Injured Reserve
9/5	TE	Jerell Adams	Terminated the contract of vested veteran
9/5	OLB	Aaron Adeoye	Waived
9/5	RB/RS	Kenjon Barner	Terminated the contract of vested veteran
9/5	CB	Terrell Bonds	Waived
9/5	C	Trystan Colon-Castillo	Waived
9/5	DT	Aaron Crawford	Waived
9/5	CB	Khalil Dorsey	Waived
9/5	G	Parker Evinger	Terminated the contract of vested veteran
9/5	G	Will Holden	Waived
9/5	QB	Tyler Huntley	Waived
9/5	WR	Jaylon Moore	Waived
9/5	LS	Nick Moore	Waived
9/5	CB	Josh Nurse	Waived
9/5	S	Jordan Richards	Terminated the contract of vested veteran
9/5	OLB	Chauncey Rivers	Waived
9/5	TE	Charles Scarff	Waived
9/5	WR	Jaleel Scott	Waived
9/5	P	Johnny Townsend	Waived
9/5	S	Nigel Warrior	Waived
9/5	ILB	Kristian Welch	Waived
9/5	RB	Ty'Son Williams	Waived
9/5	OLB	Marcus Willoughby	Waived
9/5	TE	Eli Wolf	Waived
9/6	TE	Jerell Adams	Signed to practice squad
9/6	OLB	Aaron Adeoye	Signed to practice squad
9/6	CB	Terrell Bonds	Signed to practice squad
9/6	C	Trystan Colon-Castillo	Signed to practice squad
9/6	DT	Aaron Crawford	Signed to practice squad
9/6	CB	Khalil Dorsey	Signed to practice squad
9/6	G	Will Holden	Signed to practice squad
9/6	QB	Tyler Huntley	Signed to practice squad
9/6	WR	Jaylon Moore	Signed to practice squad
9/6	LS	Nick Moore	Signed to practice squad
9/6	S	Jordan Richards	Signed to practice squad
9/6	OLB	Chauncey Rivers	Signed to practice squad
9/6	S	Nigel Warrior	Signed to practice squad
9/6	RB	Kristian Welch	Signed to practice squad
9/6	RB	Ty'Son Williams	Signed to practice squad
9/6	TE	Eli Wolf	Signed to practice squad
9/12	S	Jordan Richards	Activated from practice squad
9/15	TE	Xavier Grimble	Signed to practice squad
9/15	ILB	Kristian Welch	Placed on Practice Squad Injured Reserve
9/19	S	Jordan Richards	Activated from practice squad
9/22	TE	Sean Culkin	Signed to practice squad
9/22	TE	Xavier Grimble	Placed on Practice Squad Injured Reserve
9/27	CB	Terrell Bonds	Activated from practice squad
9/27	CB	Khalil Dorsey	Activated from practice squad
9/27	S	Jordan Richards	Signed from the practice squad to the 53-man roster
9/27	CB	Tavon Young	Placed on Injured Reserve
9/30	DB	Marcus Gilchrist	Signed to practice squad
10/3	CB	Khalil Dorsey	Activated from practice squad
10/6	TE	Jerell Adams	Terminated from practice squad
10/6	ILB	Kristian Welch	Restored to practice squad
10/8	S	Geno Stone	Waived
10/9	CB	Khalil Dorsey	Signed from the practice squad to the 53-man roster
10/9	S	Geno Stone	Signed to practice squad
10/10	C	Trystan Colon-Castillo	Activated from practice squad
10/10	S	Marcus Gilchrist	Activated from practice squad
10/12	ILB	Otaro Alaka	Placed on Injured Reserve
10/12	C	Trystan Colon-Castillo	Signed from the practice squad to the 53-man roster
10/12	CB	Nate Hairston	Signed to practice squad
10/17	S	Marcus Gilchrist	Activated from practice squad
10/17	ILB	Kristian Welch	Activated from practice squad
10/17	DT	Brandon Williams	Placed on Reserve/COVID-19
10/22	CB	Anthony Averett	Placed on Injured Reserve
10/22	DT	Brandon Williams	Activated off Reserve/COVID-19
10/23	DE	Yannick Ngakoue	Acquired from the Minnesota Vikings in exchange for undisclosed draft picks

TRANSACTIONS

10/27	S	Marcus Gilchrist	Terminated from practice squad
10/27	WR	Dez Bryant	Signed to practice squad
10/31	CB	Terrell Bonds	Activated from practice squad
10/31	ILB	Kristian Welch	Activated from practice squad
11/2	CB	Marlon Humphrey	Placed on Reserve/COVID-19
11/3	CB	Terrell Bonds	Placed on Reserve/COVID-19
11/3	OLB	Tyus Bowser	Placed on Reserve/COVID-19
11/3	S	DeShon Elliott	Placed on Reserve/COVID-19
11/3	ILB	L.J. Fort	Placed on Reserve/COVID-19
11/3	TE	Xavier Grimble	Restored to practice squad
11/3	ILB	Malik Harrison	Placed on Reserve/COVID-19
11/3	OLB	Matthew Judon	Placed on Reserve/COVID-19
11/3	G/T	Tyre Phillips	Placed on Injured Reserve
11/3	ILB	Patrick Queen	Placed on Reserve/COVID-19
11/3	T	Ronnie Stanley	Placed on Injured Reserve
11/3	TE	Eli Wolf	Placed on Practice Squad Injured Reserve
11/5	OLB	Matthew Judon	Activated off Reserve/COVID-19
11/7	CB	Terrell Bonds	Restored to the practice squad from the Reserve/COVID-19 list
11/7	CB	Terrell Bonds	Signed from the practice squad to the 53-man roster
11/7	OLB	Tyus Bowser	Activated off Reserve/COVID-19
11/7	WR	Dez Bryant	Activated from practice squad
11/7	S	DeShon Elliott	Activated off Reserve/COVID-19
11/7	ILB	L.J. Fort	Activated off Reserve/COVID-19
11/7	ILB	Malik Harrison	Activated off Reserve/COVID-19
11/7	WR/RS	Chris Moore	Placed on Injured Reserve
11/7	ILB	Patrick Queen	Activated off Reserve/COVID-19
11/7	S	Geno Stone	Activated from practice squad
11/7	ILB	Kristian Welch	Signed from the practice squad to the 53-man roster
11/10	DB	Nate Brooks	Signed to practice squad
11/10	CB	Khalil Dorsey	Placed on Injured Reserve
11/10	G/T	R.J. Prince	Signed to practice squad
11/10	CB	Tramon Williams	Signed free agent
11/11	CB	Marlon Humphrey	Activated off Reserve/COVID-19
11/12	CB	Iman Marshall	Placed on Reserve/COVID-19
11/14	S	Geno Stone	Activated from practice squad
11/17	CB	Terrell Bonds	Placed on Injured Reserve
11/17	TE	Nick Boyle	Placed on Injured Reserve
11/17	S	Geno Stone	Signed from the practice squad to the 53-man roster
11/17	TE	Luke Willson	Signed to practice squad
11/18	CB	Davontae Harris	Acquired off waivers (Den.)
11/20	TE	Xavier Grimble	Terminated from practice squad
11/20	QB	Trace McSorley	Placed on Reserve/COVID-19
11/21	WR	Dez Bryant	Activated from practice squad
11/21	G	Will Holden	Activated from practice squad
11/21	TE	Luke Willson	Activated from practice squad
11/23	RB	J.K. Dobbins	Placed on Reserve/COVID-19
11/23	RB	Mark Ingram II	Placed on Reserve/COVID-19
11/23	G/T	Tyre Phillips	Designated for Return off Injured Reserve
11/23	TE	Eric Tomlinson	Signed to practice squad
11/23	DT	Brandon Williams	Placed on Reserve/COVID-19
11/24	OLB	Pernell McPhee	Placed on Reserve/COVID-19
11/25	DE	Calais Campbell	Placed on Reserve/COVID-19
11/25	G/C	Patrick Mekari	Placed on Reserve/COVID-19
11/25	T	Jake Rodgers	Acquired off waivers (Den.)
11/25	C/G	Matt Skura	Placed on Reserve/COVID-19
11/26	DE	Jihad Ward	Placed on Reserve/COVID-19
11/27	LS	Morgan Cox	Placed on Reserve/COVID-19
11/27	QB	Lamar Jackson	Placed on Reserve/COVID-19
11/27	DT	Justin Madubuike	Placed on Reserve/COVID-19
11/27	FB/DL	Patrick Ricard	Placed on Reserve/COVID-19
11/28	WR	Dez Bryant	Signed from the practice squad to the 53-man roster
11/28	DB	Pierre Desir	Signed to practice squad
11/28	CB	Khalil Dorsey	Placed on Reserve/COVID-19
11/28	OLB	Jaylon Ferguson	Placed on Reserve/COVID-19
11/28	G/T	D.J. Fluker	Placed on Reserve/COVID-19
11/28	G	Will Holden	Placed on Practice Squad Reserve/COVID-19
11/28	T	Jake Rodgers	Signed to the 53-man roster
11/28	DT	Broderick Washington	Placed on Reserve/COVID-19
11/28	CB	Tavon Young	Placed on Reserve/COVID-19
11/30	TE	Mark Andrews	Placed on Reserve/COVID-19
11/30	CB	Terrell Bonds	Placed on Reserve/COVID-19
11/30	OLB	Jaylon Ferguson	Activated off Reserve/COVID-19
11/30	G/T	D.J. Fluker	Activated off Reserve/COVID-19
11/30	CB	Davontae Harris	Signed to the 53-man roster
11/30	OLB	Matthew Judon	Placed on Reserve/COVID-19
11/30	CB	Iman Marshall	Activated off Reserve/COVID-19
11/30	G/T	Tyre Phillips	Activated from Injured Reserve/Designated for Return
11/30	WR	Willie Snead IV	Placed on Reserve/COVID-19
11/30	DT	Broderick Washington	Activated off Reserve/COVID-19
12/1	CB	Khalil Dorsey	Activated off Reserve/COVID-19
12/1	QB	Trace McSorley	Activated off Reserve/COVID-19

12/1	DT	Brandon Williams	Activated off Reserve/COVID-19
12/1	CB	Tavon Young	Activated off Reserve/COVID-19
12/2	OLB	Aaron Adeoye	Activated from practice squad as a COVID-19 replacement
12/2	DT	Aaron Crawford	Activated from practice squad as a COVID-19 replacement
12/2	TE	Sean Culkin	Activated from practice squad as a COVID-19 replacement
12/2	QB	Tyler Huntley	Activated from practice squad as a COVID-19 replacement
12/2	LS	Nick Moore	Activated from practice squad as a COVID-19 replacement
12/2	G/T	R.J. Prince	Activated from practice squad as a COVID-19 replacement
12/2	OLB	Chauncey Rivers	Activated from practice squad as a COVID-19 replacement
12/2	S	Geno Stone	Placed on Reserve/COVID-19
12/2	TE	Eric Tomlinson	Activated from practice squad as a COVID-19 replacement
12/2	RB	Tyson Williams	Activated from practice squad as a COVID-19 replacement
12/2	TE	Luke Willson	Activated from practice squad as a COVID-19 replacement
12/4	CB	Anthony Averett	Activated from Injured Reserve/Designated for Return
12/4	RB	Tommy Bohanon	Signed to practice squad
12/4	TE	Sean Culkin	Placed on Practice Squad Injured Reserve
12/4	RB	J.K. Dobbins	Activated off Reserve/COVID-19
12/4	G	Parker Ehinger	Signed to practice squad
12/4	QB	Robert Griffin III	Placed on Injured Reserve
12/4	DT	Braxton Hoyett	Signed to practice squad
12/4	OLB	Pernell McPhee	Activated off Reserve/COVID-19
12/4	G/C	Patrick Mekari	Activated off Reserve/COVID-19
12/4	WR/RS	Chris Moore	Activated from Injured Reserve/Designated for Return
12/4	C/G	Matt Skura	Activated off Reserve/COVID-19
12/4	TE	Luke Willson	Signed from the practice squad to the 53-man roster
12/5	DE	Calais Campbell	Activated off Reserve/COVID-19
12/5	RB	Mark Ingram II	Activated off Reserve/COVID-19
12/5	DE	Jihad Ward	Activated off Reserve/COVID-19
12/7	FB	Tommy Bohanon	Terminated from practice squad
12/7	LS	Morgan Cox	Activated off Reserve/COVID-19
12/7	DB	Pierre Desir	Activated from practice squad
12/7	QB	Lamar Jackson	Activated off Reserve/COVID-19
12/7	DT	Justin Madubuike	Activated off Reserve/COVID-19
12/7	FB/DL	Patrick Ricard	Activated off Reserve/COVID-19
12/7	T	Jake Rodgers	Waived
12/7	TE	Eric Tomlinson	Activated from practice squad
12/9	TE	Mark Andrews	Activated off Reserve/COVID-19
12/9	G	Will Holden	Restored to the practice squad from Reserve/COVID-19
12/9	OLB	Matthew Judon	Activated off Reserve/COVID-19
12/10	WR	Dez Bryant	Placed on Reserve/COVID-19
12/10	WR/RS	Willie Snead IV	Activated from Reserve/COVID-19 (with roster exemption)
12/10	TE	Eli Wolf	Restored to the practice squad from Practice Squad Injured Reserve
12/11	RB	Tommy Bohanon	Signed to practice squad
12/13	TE	Eric Tomlinson	Activated from practice squad as a COVID-19 replacement
12/15	FB	Tommy Bohanon	Terminated from practice squad
12/15	CB	Terrell Bonds	Activated off Reserve/COVID-19 (reverts to Injured Reserve)
12/15	WR	Dez Bryant	Activated off Reserve/COVID-19 (with roster exemption)
12/15	DT	Braxton Hoyett	Terminated from practice squad
12/15	QB	Trace McSorley	Placed on Injured Reserve
12/16	CB	Terrell Bonds	Designated for Return off Injured Reserve (practice squad)
12/16	WR	Miles Boykin	Placed on Reserve/COVID-19
12/16	WR	Marquise Brown	Placed on Reserve/COVID-19
12/16	DT	Braxton Hoyett	Signed to practice squad
12/16	WR	Gary Jennings	Signed to practice squad
12/16	WR	James Proche II	Placed on Reserve/COVID-19
12/19	WR	Miles Boykin	Activated off Reserve/COVID-19
12/19	WR	Marquise Brown	Activated off Reserve/COVID-19
12/19	DB	Pierre Desir	Activated from practice squad
12/19	QB	Tyler Huntley	Activated from practice squad as a COVID-19 replacement
12/19	WR	James Proche II	Activated off Reserve/COVID-19
12/19	TE	Eric Tomlinson	Activated from practice squad
12/19	TE	Luke Willson	Waived
12/21	CB	Davontae Harris	Placed on Injured Reserve
12/21	WR/RS	Chris Moore	Activated from Injured Reserve/Designated for Return
12/21	S	Geno Stone	Placed on Exempt/Reserve/COVID-19
12/22	WR	Gary Jennings	Terminated from practice squad
12/22	TE	Eric Tomlinson	Signed from the practice squad to the 53-man roster
12/23	LB	James Crawford	Signed to practice squad
12/26	DB	Pierre Desir	Activated from practice squad
12/26	QB	Tyler Huntley	Activated from practice squad
12/28	S	Geno Stone	Waived
12/30	P	Sam Koch	Placed on Reserve/COVID-19
12/31	CB	Terrell Bonds	Activated from Injured Reserve/Designated for Return
12/31	DB	Jayron Kearse	Signed to practice squad
12/31	P	Johnny Townsend	Signed to the 53-man roster
1/1	CB	Terrell Bonds	Waived
1/2	DB	Nate Brooks	Activated from practice squad
1/2	QB	Tyler Huntley	Activated from practice squad
1/4	CB	Terrell Bonds	Signed to practice squad
1/4	DB	Nate Brooks	Terminated from practice squad



2020 STATISTICS

WON 11, LOST 5				HEAD COACH: JOHN HARBAUGH	
09/13	W	38-6	Cleveland		
09/20	W	33-16	at Houston		
09/28	L	20-34	Kansas City		
10/04	W	31-17	at Washington		
10/11	W	27-3	Cincinnati		
10/18	W	30-28	at Philadelphia	5,500	
11/01	L	24-28	Pittsburgh	4,345	
11/08	W	24-10	at Indianapolis	12,200	
11/15	L	17-23	at New England		
11/22	L	24-30 (OT)	Tennessee		
12/02	L	14-19	at Pittsburgh		
12/08	W	34-17	Dallas		
12/14	W	47-42	at Cleveland	11,974	
12/20	W	40-14	Jacksonville		
12/27	W	27-13	N.Y. Giants		
01/03	W	38-3	at Cincinnati	10,499	

TEAM STATISTICS		BAL	OPP.
FIRST DOWNS			
Rushing		327	347
Passing		166	96
Penalty		142	213
Third Down-Made/Att		19	38
Third Down Efficiency		101/207	65/191
Fourth Down-Made/Att		48.8%	34.0%
Fourth Down Efficiency		12/19	16/35
Fourth Down Efficiency		63.2%	45.7%
TOTAL NET YARDS		5,810	5,276
Avg. Per Game		363.1	329.8
Total Plays		993	1,017
Avg. Per Play		5.9	5.2
NET YARDS RUSHING		3,071	1,740
Avg. Per Game		191.9	108.8
Total Rushes		555	382
Avg. Per Rush		5.5	4.6
NET YARDS PASSING		2,739	3,536
Avg. Per Game		171.2	221.0
Sacked/Yards Lost		32/180	39/272
Gross Yards		2,919	3,808
Attempts/Completions		406/257	596/380
Pct. of Completion		63.3%	63.8%
Had Intercepted		11	10
PUNTS/AVERAGE		53/44.7	61/46.5
Net Punting Average		42.3	40.6
PUNT RETURN/AVG.		27/9.0	19/5.7
KICKOFF RETURN/AVG.		23/26.7	30/21.1
INTERCEPTION RETURN/AVG.		10/7.8	11/5.3
PENALTIES/YARDS		104/961	77/646
FUMBLES/BALL LOST		25/7	33/12
TOUCHDOWNS		55	37
Rushing		24	12
Passing		27	22
Returns		4	3
EXTRA POINTS/ATTEMPTS		52/53	25/30
TWO POINT CONVERSION/ATT.		2/2	4/6
FIELD GOALS/ATTEMPTS		26/29	16/24
AVG. TIME OF POSSESSION		31:22	28:38

* SCORE BY PERIODS	Q1	Q2	Q3	Q4	OT	PTS
TEAM	118	147	99	104	0	468
OPPONENTS	49	86	49	113	6	303

SCORING	TD	RU	PA	RT	K-PAT	FG	2PT	S	PTS
J. Tucker	0	0	0	0	52/53	26/29	0	0	130
J. Dobbins	9	9	0	0	0/0	0/0	2	0	58
M. Brown	8	0	8	0	0/0	0/0	0	0	48
M. Andrews	7	0	7	0	0/0	0/0	0	0	42
L. Jackson	7	7	0	0	0/0	0/0	0	0	42
G. Edwards	6	6	0	0	0/0	0/0	0	0	36
M. Boykin	4	0	4	0	0/0	0/0	0	0	24
W. Snead IV	3	0	3	0	0/0	0/0	0	0	18
N. Boyle	2	0	2	0	0/0	0/0	0	0	12
D. Bryant	2	0	2	0	0/0	0/0	0	0	12
M. Ingram II	2	2	0	0	0/0	0/0	0	0	12
C. Clark	1	0	0	1	0/0	0/0	0	0	6
D. Duvernay	1	0	0	1	0/0	0/0	0	0	6
L. Fort	1	0	0	1	0/0	0/0	0	0	6
P. Queen	1	0	0	1	0/0	0/0	0	0	6
P. Ricard	1	0	1	0	0/0	0/0	0	0	6
M. Humphrey	0	0	0	0	0/0	0/0	0	1	2
M. Judon	0	0	0	0	0/0	0/0	0	1	2
TEAM	55	24	27	4	52/53	26/29	2	4	468
OPPONENTS	37	12	22	3	25/30	16/24	4	0	303

SACKS: M. Judon 6.0, C. Campbell 4.0, P. Queen 3.0, P. McPhee 3.0, J. Ward 3.0, Y. Ngakoue 3.0, M. Humphrey 2.5, D. Elliott 2.5, C. Board 2.5, T. Bowser 2.0, J. Ferguson 2.0, C. Clark 1.5, J. Smith 1.0, M. Peters 1.0, J. Madubuike 1.0, D. Wolfe 1.0, **TM** 39.0, **OPP** 32.0

* PASSING	ATT	CMP	YDS	CMP%	YDS/ATT	TD	TD%	INT	INT%	LONG	SACK/LOST	RATING
L. Jackson	376	242	2,757	64.4	7.3	26	6.9	9	2.4	47	29/160	99.3
R. Griffin III	14	8	42	57.1	3.0	0	0.0	2	14.3	9	3/20	22.6
T. McSorley	10	3	90	30.0	9.0	1	10.0	0	0.0	70t	0/0	97.9
T. Huntley	5	3	15	60.0	3.0	0	0.0	0	0.0	8	0/0	64.6
S. Koch	1	1	15	100.0	15.0	0	0.0	0	0.0	15	0/0	118.8
TEAM	406	257	2,919	63.3	7.2	27	6.7	11	2.7	70t	32/180	95.7
OPPONENTS	596	380	3,808	63.8	6.4	22	3.7	10	1.7	50	39/272	87.2

* RUSHING	NO.	YDS	AVG	LONG	TD
L. Jackson	159	1,005	6.3	50t	7
J. Dobbins	134	805	6.0	72t	9
G. Edwards	144	723	5.0	36	6
M. Ingram II	72	299	4.2	30t	2
D. Duvernay	4	70	17.5	42	0
R. Griffin III	12	69	5.8	39	0
J. Hill	12	60	5.0	19	0
T. Huntley	10	23	2.3	19	0
T. McSorley	5	17	3.4	9	0
M. Brown	1	1	1.0	1	0
M. Skura	1	0	0.0	0	0
P. Ricard	1	-1	-1.0	-1	0
TEAM	555	3,071	5.5	72t	24
OPPONENTS	382	1,740	4.6	74	12

* RECEIVING	TAR	NO.	YDS	AVG	LONG	TD
M. Andrews	88	58	701	12.1	39	7
M. Brown	100	58	769	13.3	70t	8
W. Snead IV	48	33	432	13.1	34	3
D. Duvernay	26	20	201	10.1	39	0
M. Boykin	33	19	266	14.0	43t	4
J. Dobbins	24	18	120	6.7	19	0
N. Boyle	17	14	113	8.1	21	2
G. Edwards	13	9	129	14.3	34	0
P. Ricard	12	9	45	5.0	11	1
D. Bryant	11	6	47	7.8	16	2
M. Ingram II	8	6	50	8.3	18	0
J. Hill	5	5	20	4.0	8	0
J. Proche II	3	1	14	14.0	14	0
L. Willson	3	1	12	12.0	12	0
E. Tomlinson	1	0	0	0.0	0	0
TEAM	392	257	2,919	11.4	70t	27
OPPONENTS	571	380	3,808	10.0	50	22

* INTERCEPTIONS	NO.	YDS	AVG	LONG	TD
M. Peters	4	17	4.3	12	0
T. Bowser	3	53	17.7	25	0
M. Humphrey	1	8	8.0	8	0
C. Clark	1	0	0.0	0	0
P. Queen	1	0	0.0	0	0
TEAM	10	78	7.8	25	0
OPPONENTS	11	58	5.3	33t	2

* OFFENSIVE FUMBLES	FUM	LST	REC	TD
L. Jackson	10	4	4	0
R. Griffin III	1	1	0	0
G. Edwards	1	1	0	0
P. Ricard	1	1	0	0
W. Snead IV	1	0	0	0
M. Peters	1	0	0	0
N. Boyle	0	0	1	0
T. Huntley	0	0	1	0
M. Skura	4	0	0	0
M. Ingram II	0	0	2	0
T. Phillips	0	0	1	0
P. Mekari	1	0	0	0
C. Clark	1	0	1	0
B. Bozeman	0	0	1	0
J. Smith	0	0	1	0
M. Andrews	2	0	0	0
J. Dobbins	2	0	2	0
TEAM	25	7	14	0
OPPONENTS	33	12	11	0

* PUNTING	NO.	YDS	AVG	NET	TB	IN	LG	B
S. Koch	51	2,268	44.5	42.5	1	22	59	0
J. Townsend	2	100	50.0	37.0	0	0	55	0
TEAM	53	2,368	44.7	42.3	1	22	59	0
OPPONENTS	61	2,838	46.5	40.6	6	14	72	0

* PUNT RETURNS	RET	FC	YDS	AVG	LONG	TD
J. Proche II	23	16	198	8.6	20	0
D. Duvernay	4	2	46	11.5	19	0
TEAM	27	18	244	9.0	20	0
OPPONENTS	19	20	108	5.7	28	0

* KICKOFF RETURNS	NO.	YDS	AVG	LONG	TD
D. Duvernay	21	578	27.5	93t	1
M. Brown	1	30	30.0	30	0
W. Snead IV	1	5	5.0	5	0
TEAM	23	613	26.7	93t	1
OPPONENTS	30	634	21.1	66	0

* FIELD GOALS	1-19	20-29	30-39	40-49	50+
J. Tucker	0/0	8/8	6/7	9/9	3/5
TEAM	0/0	8/8	6/7	9/9	3/5
OPPONENTS	0/0	4/4	5/6	7/10	0/4

J. Tucker: (41G) (32G, 39G, 47G, 20G) (26G, 42G) (46G) (46G, 61WR, 39G) (46G, 55G, 46G) (51G) (48G) (24G) (30G, 27G, 29G) (-) (36WL, 35G, 22G) (55G) (46G, 57WL) (20G, 28G) (34G)
OPP: (41WR) (44G, 35G, 45G) (42WL) (54LU, 43G) (38G) (52WR) (43G) (20G) (40G, 40G, 22G) (25G, 27G) (31G, 40WR, 53WL, 52WR) (39WL) (31G, 42G) (38G)

2-Pt Conv: J. Dobbins 1, J. Dobbins 1, **TM** 2-2, **OPP** 4-6

DEFENSIVE & SPECIAL TEAMS STATISTICS

2020 REGULAR SEASON BALTIMORE RAVENS DEFENSIVE STATS
(THROUGH WEEK 17)

PLAYER	TOTAL	SOLO	ASST.	SACKS/YDS.	TFL	QBH	FR	FF	INT./YDS.	PD
Queen, Patrick	105	65	40	3.0/17.0	9	10	2	2	1/0	2
Clark, Chuck	96	57	39	1.5/11.0	3	4	3	2	1/0	4
Humphrey, Marlon	82	70	12	2.5/14.5	4	4	0	8	1/8	11
Elliott, DeShon	80	51	29	2.5/14.0	3	5	0	2	0/0	4
Peters, Marcus	52	46	6	1.0/10.0	1	1	2	4	4/17	9
Wolfe, Derek	51	19	32	1.0/5.0	6	4	1	0	0/0	2
Judon, Matthew	49	32	17	6.0/44.0	9	21	0	0	0/0	2
Fort, L.J.	46	28	18	0.0/0.0	2	1	2	1	0/0	2
Harrison, Malik	36	21	15	0.0/0.0	1	0	0	0	0/0	1
Bowser, Tyus	34	17	17	2.0/23.0	4	14	0	0	3/53	5
McPhee, Pernell	34	26	8	3.0/22.0	3	15	0	0	0/0	1
Williams, Brandon	33	19	14	0.0/0.0	2	1	0	0	0/0	2
Ferguson, Jaylon	30	21	9	2.0/25.0	7	5	1	0	0/0	1
Campbell, Calais	28	18	10	4.0/27.5	5	10	0	0	0/0	6
Averett, Anthony	27	22	5	0.0/0.0	0	0	0	0	0/0	7
Smith, Jimmy	27	23	4	1.0/1.0	2	1	1	0	0/0	1
Board, Chris	24	15	9	2.5/11.0	2	5	0	1	0/0	1
Madubuike, Justin	19	11	8	1.0/7.0	2	2	0	0	0/0	0
Ellis, Justin	17	7	10	0.0/0.0	0	0	0	0	0/0	1
Ward, Jihad	16	7	9	3.0/23.0	4	8	0	0	0/0	2
Williams, Tramon	13	10	3	0.0/0.0	0	2	0	0	0/0	1
Ngakoue, Yannick	11	11	0	3.0/17.0	2	3	0	2	0/0	1
Harris, Davontae	8	7	1	0.0/0.0	0	0	0	0	0/0	1
Bonds, Terrell	5	5	0	0.0/0.0	0	0	0	0	0/0	0
Gilchrist, Marcus	3	3	0	0.0/0.0	0	0	0	0	0/0	0
Levine Sr., Anthony	3	3	0	0.0/0.0	0	0	1	0	0/0	0
Washington, Broderick	2	0	2	0.0/0.0	0	0	0	0	0/0	0
Young, Tavon	2	2	0	0.0/0.0	0	0	0	0	0/0	0
Crawford, Aaron	1	0	1	0.0/0.0	0	0	0	0	0/0	0
Dorsey, Khalil	1	1	0	0.0/0.0	0	0	0	0	0/0	0
TOTALS	935	617	318	39.0/272.0	71	116	13	22	10/78	67

ASST.=Assist, TFL=Tackle for a Loss, INT.=Interception, FR=Fumble Recovery, FF=Forced Fumble, PD=Pass Defense

2020 RAVENS SPECIAL TEAMS

POS.	PLAYER	TTL.	SOLO	ASST.	FF	FR	BL
RB	Hill, Justice	9	6	3	1	0	0
ILB	Harrison, Malik	8	5	3	0	0	0
ILB	Board, Chris	7	5	2	0	0	0
ILB	Fort, L.J.	7	4	3	0	0	0
ILB	Welch, Kristian	5	3	2	0	0	0
DB/LB	Levine Sr., Anthony	4	1	3	0	1	0
S	Richards, Jordan	4	3	1	0	0	0
WR	Boykin, Miles	2	2	0	0	0	0
LS	Cox, Morgan	2	1	1	0	0	0
DB	Desir, Pierre	2	2	0	0	0	0
CB	Harris, Davontae	2	2	0	1	0	0
WR/RS	Moore, Chris	2	2	0	0	0	0
ILB	Alaka, Otaru	1	0	1	0	0	0
CB	Bonds, Terrell	1	1	0	0	0	0
CB	Dorsey, Khalil	1	1	0	0	0	0
ILB	Queen, Patrick	1	1	0	0	0	0
K	Tucker, Justin	1	1	0	0	0	0
CB	Williams, Tramon	1	0	1	0	0	0
TOTALS		60	40	20	2	1	0

DEFENSIVE STATS BY RANK

SACKS		INTERCEPTIONS		TACKLES FOR LOSS		PASSES DEFENSED		QBH	
PLAYER	NO.	PLAYER	NO.	PLAYER	NO.	PLAYER	NO.	PLAYER	NO.
Judon, Matthew	6.0	Peters, Marcus	4	Judon, Matthew	9	Humphrey, Marlon	11	Judon, Matthew	21
Campbell, Calais	4.0	Bowser, Tyus	3	Queen, Patrick	9	Peters, Marcus	9	McPhee, Pernell	15
McPhee, Pernell	3.0	Clark, Chuck	1	Ferguson, Jaylon	7	Averett, Anthony	7	Bowser, Tyus	14
Ngakoue, Yannick	3.0	Humphrey, Marlon	1	Wolfe, Derek	6	Campbell, Calais	6	Campbell, Calais	10
Queen, Patrick	3.0	Queen, Patrick	1	Campbell, Calais	5	Bowser, Tyus	5	Queen, Patrick	10
Ward, Jihad	3.0			Bowser, Tyus	4	Clark, Chuck	4	Ward, Jihad	8
Board, Chris	2.5			Humphrey, Marlon	4	Elliott, DeShon	4	Board, Chris	5
Elliott, DeShon	2.5			Ward, Jihad	4	Fort, L.J.	2	Elliott, DeShon	5
Humphrey, Marlon	2.5			Clark, Chuck	3	Judon, Matthew	2	Ferguson, Jaylon	5
Bowser, Tyus	2.0			Elliott, DeShon	3	Queen, Patrick	2	Clark, Chuck	4
Ferguson, Jaylon	2.0			McPhee, Pernell	3	Ward, Jihad	2	Humphrey, Marlon	4
Clark, Chuck	1.5			Board, Chris	2	Williams, Brandon	2	Wolfe, Derek	4
Madubuike, Justin	1.0			Fort, L.J.	2	Wolfe, Derek	2	Ngakoue, Yannick	3
Peters, Marcus	1.0			Madubuike, Justin	2	Board, Chris	1	Madubuike, Justin	2
Smith, Jimmy	1.0			Ngakoue, Yannick	2	Ellis, Justin	1	Williams, Tramon	2
Wolfe, Derek	1.0			Smith, Jimmy	2	Ferguson, Jaylon	1	Fort, L.J.	1
				Williams, Brandon	2	Harris, Davontae	1	Peters, Marcus	1
				Harrison, Malik	1	Harrison, Malik	1	Smith, Jimmy	1
				Peters, Marcus	1	McPhee, Pernell	1	Williams, Brandon	1
						Ngakoue, Yannick	1		
						Smith, Jimmy	1		
						Williams, Tramon	1		

FORCED FUMBLES FUMBLE RECOVERIES

PLAYER	NO.	PLAYER	NO.
Humphrey, Marlon	8	Clark, Chuck	3
Peters, Marcus	4	Fort, L.J.	2
Clark, Chuck	2	Peters, Marcus	2
Elliott, DeShon	2	Queen, Patrick	2
Ngakoue, Yannick	2	Ferguson, Jaylon	1
Queen, Patrick	2	Levine Sr., Anthony	1
Board, Chris	1	Smith, Jimmy	1
Fort, L.J.	1	Wolfe, Derek	1

GAME-BY-GAME OFFENSE

2020 REGULAR SEASON RAVENS GAME-BY-GAME OFFENSE

	09/13	09/20	09/28	10/04	10/11	10/18	11/01	11/08	11/15	11/22	12/02	12/08	12/14	12/20	12/27	01/03	Totals
	CLE	@ HOU	KC	@ WAS	CIN	@ PHI	PIT	@ IND	@ NE	TEN	@ PIT	DAL	@ CLE	JAX	NYG	@ CIN	
FIRST DOWNS																	
Total	23	23	16	18	17	17	25	19	19	21	10	19	25	26	25	24	327
Rushing	7	11	8	7	6	7	13	9	7	9	8	16	13	11	15	19	166
Passing	16	11	5	10	10	10	11	9	11	9	1	2	9	13	10	5	142
Penalty	0	1	3	1	1	0	1	1	1	3	1	1	3	2	0	0	19
THIRD DOWNS																	
Attempts	11	14	9	11	15	16	15	13	13	15	13	11	11	12	11	17	207
Converted	6	5	3	5	7	6	8	5	6	9	3	5	6	8	8	11	101
Percentage	54.5%	35.7%	33.3%	45.5%	46.7%	37.5%	53.3%	38.5%	46.2%	60.0%	23.1%	45.5%	54.5%	66.7%	72.7%	64.7%	48.8%
FOURTH DOWNS																	
Attempts	0	2	1	2	1	0	2	1	3	0	1	1	1	2	0	2	19
Converted	0	2	0	2	0	0	1	1	1	0	1	1	1	1	0	1	12
Percentage	0	100.0%	0.0%	100.0%	0.0%	0	50.0%	100.0%	33.3%	0	100.0%	100.0%	100.0%	50.0%	0	50.0%	63.2%
TOT. OFFENSE																	
Net Yards	381	407	228	350	332	355	457	266	357	306	219	401	385	409	432	525	5,810
Plays	58	65	53	56	62	67	79	63	64	63	49	54	57	64	66	73	993
Avg./Play	6.6	6.3	4.3	6.3	5.4	5.3	5.8	4.2	5.6	4.9	4.5	7.4	6.8	6.4	6.5	7.2	5.9
RUSHING																	
Net Yards	111	230	158	144	161	182	265	110	115	129	129	294	231	159	249	404	3,071
Rush. Att.	30	37	21	32	24	37	47	38	28	33	28	37	32	37	40	54	555
Avg./Att.	3.7	6.2	7.5	4.5	6.7	4.9	5.6	2.9	4.1	3.9	4.6	7.9	7.2	4.3	6.2	7.5	5.5
PASSING																	
Net Yards	270	177	70	206	171	173	192	156	242	177	90	107	154	250	183	121	2,739
Attempts	26	24	28	23	37	27	28	23	34	29	18	17	21	26	26	19	406
Completions	21	18	15	15	19	16	13	19	24	17	9	12	12	19	17	11	257
Completion Pct	80.8%	75.0%	53.6%	65.2%	51.4%	59.3%	46.4%	82.6%	70.6%	58.6%	50.0%	70.6%	57.1%	73.1%	65.4%	57.9%	63.3%
Avg. Gain Per Pass Play	9.6	6.3	2.2	8.6	4.5	5.8	6.0	6.2	6.7	5.9	4.3	6.3	6.2	9.3	7.0	6.4	6.3
Intercepted	0	0	0	2	1	0	2	0	1	1	1	1	0	1	0	1	11
Gross Yards	284	204	97	208	180	186	208	170	249	186	110	107	176	250	183	121	2,919
Sacked	2.0	4.0	4.0	1.0	1.0	3.0	4.0	2.0	2.0	1.0	3.0	0.0	4.0	1.0	0.0	0.0	32.0
Yards Lost	14	27	27	2	9	13	16	14	7	9	20	0	22	0	0	0	180
PENALTIES																	
Number	7	3	6	5	4	12	9	5	8	6	7	4	8	4	10	6	104
Yards	66	21	45	30	25	132	110	55	64	81	86	23	69	40	65	49	961
FUMBLES																	
Number	2	0	3	0	0	2	4	3	3	0	1	1	1	4	1	0	25
Lost	1	0	1	0	0	0	2	1	0	0	1	0	0	0	1	0	7
PUNTING																	
Yards	125	94	147	141	177	325	119	268	151	126	321	34	172	0	68	100	2,368
Punts	3	2	3	3	4	7	3	6	3	3	7	1	4	0	2	2	53
Net Avg.	41.3	42.0	46.7	48.0	38.3	43.6	38.0	41.2	50.3	42.0	45.0	34.0	41.8	0.0	31.0	37.0	42.3
Gross Avg.	41.7	47.0	49.0	47.0	44.3	46.4	39.7	44.7	50.3	42.0	45.9	34.0	43.0	0.0	34.0	50.0	44.7
Touchbacks	0	0	0	0	1	0	0	0	0	0	0	0	0	0	0	0	1
Punts Blocked	0	0	0	0	0	0	0	0	0	0	0	0	0	0	0	0	0
Punt Returns	2	1	1	3	3	5	1	2	0	1	2	0	0	2	2	2	27
Punt Return Yards	26	8	16	28	10	43	15	13	0	7	9	0	0	23	36	10	244
Punt Return Avg.	13.0	8.0	16.0	9.3	3.3	8.6	15.0	6.5	0	7.0	4.5	0	0	11.5	18.0	5.0	9.0
SCORING																	
Points	38	33	20	31	27	30	24	24	17	24	14	34	47	40	27	38	468
Q1	10	3	3	7	10	14	7	7	0	3	7	7	7	9	14	10	118
Q2	14	17	7	14	7	3	10	0	10	11	0	10	14	17	6	7	147
Q3	7	3	3	7	3	7	0	7	7	7	0	7	13	7	0	21	99
Q4	7	10	7	3	7	6	7	10	0	3	7	10	13	7	7	0	104
OT	0	0	0	0	0	0	0	0	0	0	0	0	0	0	0	0	0
TD Rushing	2	1	0	2	0	2	1	2	0	1	1	2	5	2	1	2	24
TD Passing	3	1	1	2	2	1	2	0	2	1	1	2	1	3	2	3	27
TD KO Returns	0	0	1	0	0	0	0	0	0	0	0	0	0	0	0	0	1
TD Punt Returns	0	0	0	0	0	0	0	0	0	0	0	0	0	0	0	0	0
TD Sp. Teams	0	0	0	0	0	0	0	0	0	0	0	0	0	0	0	0	0
TD Def. Returns	0	1	0	0	1	1	0	1	0	0	0	0	0	0	0	0	4
Total TDs	5	3	2	4	3	3	3	3	2	2	2	4	6	5	3	5	55
PAT Attempts	5	3	2	4	3	3	3	3	2	2	2	4	6	5	3	5	55
PAT Made	5	3	2	4	3	3	3	3	2	2	2	4	5	5	3	5	54
FG Attempts	1	4	2	1	3	3	1	1	1	3	0	3	1	2	2	1	29
FG Made	1	4	2	1	2	3	1	1	1	3	0	2	1	1	2	1	26
Safety	0	0	0	0	0	0	0	0	0	0	0	0	1	1	0	0	2
2-Pt Attempts	0	0	0	0	0	0	0	0	0	1	0	0	1	0	0	0	2
2-Pt Made	0	0	0	0	0	0	0	0	0	1	0	0	1	0	0	0	2
Time of Possession	29:58	34:51	26:04	29:22	25:21	36:30	35:22	33:26	32:34	31:06	26:21	27:34	28:03	31:48	35:09	40:31	504:00
KICKOFFS																	
Kickoff Returns	2	3	2	0	1	1	1	1	1	2	2	1	3	1	2	0	23
Kickoff Return Yards	64	55	119	0	30	37	20	23	24	54	44	28	71	5	39	0	613
Kickoff Return Avg.	32.0	18.3	59.5	0	30.0	37.0	20.0	23.0	24.0	27.0	22.0	28.0	23.7	5.0	19.5	0	26.7

GAME-BY-GAME DEFENSE

2020 REGULAR SEASON RAVENS GAME-BY-GAME DEFENSE

	09/13	09/20	09/28	10/04	10/11	10/18	11/01	11/08	11/15	11/22	12/02	12/08	12/14	12/20	12/27	01/03	Totals
	CLE	@ HOU	KC	@ WAS	CIN	@ PHI	PIT	@ IND	@ NE	TEN	@ PIT	DAL	@ CLE	JAX	NYG	@ CIN	
FIRST DOWNS																	
Total	20	18	29	24	12	19	19	20	25	26	22	29	33	17	24	10	347
Rushing	6	2	5	6	3	6	3	7	11	8	5	8	10	5	4	7	96
Passing	10	15	22	17	9	10	11	11	10	16	16	20	18	11	16	1	213
Penalty	4	1	2	1	0	3	5	2	4	2	1	1	5	1	4	2	38
THIRD DOWNS																	
Attempts	12	9	13	13	16	12	9	12	11	12	14	15	12	12	10	9	191
Converted	3	3	10	4	3	3	3	2	5	5	6	6	5	5	1	1	65
Percentage	25.0%	33.3%	76.9%	30.8%	18.8%	25.0%	33.3%	16.7%	45.5%	41.7%	42.9%	40.0%	41.7%	41.7%	10.0%	11.1%	34.0%
FOURTH DOWNS																	
Attempts	3	1	2	3	3	3	0	4	1	1	2	4	2	3	3	0	35
Converted	0	0	0	2	2	1	0	2	1	1	0	3	2	1	1	0	16
Percentage	0.0%	0.0%	0.0%	66.7%	66.7%	33.3%	0	50.0%	100.0%	100.0%	0.0%	75.0%	100.0%	33.3%	33.3%	0	45.7%
TOT. OFFENSE																	
Net Yards	306	304	517	343	205	364	221	339	308	423	334	388	493	267	269	195	5,276
Plays	68	57	73	70	65	64	50	65	58	68	71	77	76	56	59	40	1,017
Avg./Play	4.5	5.3	7.1	4.9	3.2	5.7	4.4	5.2	5.3	6.2	4.7	5.0	6.5	4.8	4.6	4.9	5.2
RUSHING																	
Net Yards	138	51	132	69	70	194	48	112	173	173	68	111	138	62	54	147	1,740
Rush. Att.	27	17	31	22	28	18	16	21	39	34	20	28	28	22	12	19	382
Avg./Att.	5.1	3.0	4.3	3.1	2.5	10.8	3.0	5.3	4.4	5.1	3.4	4.0	4.9	2.8	4.5	7.7	4.6
PASSING																	
Net Yards	168	253	385	274	135	170	173	227	135	250	266	277	355	205	215	48	3,536
Attempts	39	36	42	45	30	40	32	44	18	32	51	48	48	29	41	21	596
Completions	21	25	31	32	19	21	21	25	14	23	36	31	29	22	24	6	380
Completion Pct	53.8%	69.4%	73.8%	71.1%	63.3%	52.5%	65.6%	56.8%	77.8%	71.9%	70.6%	64.6%	60.4%	75.9%	58.5%	28.6%	63.8%
Avg. Gain Per Pass Play	4.1	6.3	9.2	5.7	3.6	3.7	5.1	5.2	7.1	7.4	5.2	5.7	7.4	6.0	4.6	2.3	5.6
Intercepted	1	1	0	0	1	0	0	1	0	1	1	1	1	0	0	2	10
Gross Yards	189	275	385	314	183	213	182	227	142	266	266	285	355	226	252	48	3,808
Sacked	2.0	4.0	0.0	3.0	7.0	6.0	2.0	0.0	1.0	2.0	0.0	1.0	0.0	5.0	6.0	0.0	39.0
Yards Lost	21	22	0	40	48	43	9	0	7	16	0	8	0	21	37	0	272
PENALTIES																	
Number	8	4	6	2	5	3	3	4	3	4	5	7	8	7	5	3	77
Yards	80	22	38	20	40	20	30	30	18	44	40	58	75	67	35	29	646
FUMBLES																	
Number	3	1	1	1	3	4	3	2	0	3	3	0	7	2	0	0	33
Lost	2	1	1	1	2	1	1	1	0	0	1	0	0	1	0	0	12
PUNTING																	
Yards	137	140	58	229	351	295	253	204	173	93	177	47	91	110	141	339	2,838
Punts	3	3	1	5	7	6	6	4	4	2	4	1	2	3	3	7	61
Net Avg.	37.0	44.0	42.0	40.2	43.0	42.0	39.7	37.8	43.3	43.0	42.0	47.0	35.5	29.0	35.0	44.1	40.6
Gross Avg.	45.7	46.7	58.0	45.8	50.1	49.2	42.2	51.0	43.3	46.5	44.3	47.0	45.5	36.7	47.0	48.4	46.5
Touchbacks	0	0	0	0	2	0	0	2	0	0	0	0	1	0	0	1	6
Punts Blocked	0	0	0	0	0	0	0	0	0	0	0	0	0	0	0	0	0
Punt Returns	1	1	1	1	1	3	1	4	0	0	2	0	1	0	1	2	19
Punt Return Yards	1	10	7	-3	4	20	5	21	0	0	6	0	5	0	6	26	108
Punt Return Avg.	1.0	10.0	7.0	-3.0	4.0	6.7	5.0	5.3	0	0	3.0	0	5.0	0	6.0	13.0	5.7
SCORING																	
Points	6	16	34	17	3	28	28	10	23	30	19	17	42	14	13	3	303
Q1	6	0	6	0	0	0	7	7	0	7	6	3	7	0	0	0	49
Q2	0	10	21	10	0	0	0	3	13	3	6	7	7	0	3	3	86
Q3	0	0	0	0	0	6	14	0	10	3	0	0	6	7	3	0	49
Q4	0	6	7	7	3	22	7	0	0	11	7	7	22	7	7	0	113
OT	0	0	0	0	0	0	0	0	0	6	0	0	0	0	0	0	6
TD Rushing	0	0	1	2	0	1	1	1	1	1	0	0	4	0	0	0	12
TD Passing	1	1	4	0	0	2	2	0	2	2	1	2	2	2	1	0	22
TD KO Returns	0	0	0	0	0	0	0	0	0	0	0	0	0	0	0	0	0
TD Punt Returns	0	0	0	0	0	0	0	0	0	0	0	0	0	0	0	0	0
TD Sp. Teams	0	0	0	0	0	0	0	0	0	0	0	0	0	0	0	0	0
TD Def. Returns	0	0	0	0	0	0	1	0	0	0	1	0	0	0	0	0	2
Total TDs	1	1	5	2	0	4	4	1	3	3	2	2	6	2	1	0	37
PAT Attempts	1	1	5	2	0	4	4	1	3	2	2	2	6	2	1	0	36
PAT Made	0	1	4	2	0	2	4	1	2	2	1	2	5	2	1	0	29
FG Attempts	1	3	1	2	1	1	0	1	1	3	2	4	1	0	2	1	24
FG Made	0	3	0	1	1	0	0	1	1	3	2	1	0	0	2	1	16
Safety	0	0	0	0	0	0	0	0	0	0	0	0	0	0	0	0	0
2-Pt Attempts	0	0	0	0	0	4	0	0	0	1	0	0	1	0	0	0	6
2-Pt Made	0	0	0	0	0	2	0	0	0	1	0	0	1	0	0	0	4
Time of Possession	30:02	25:09	33:56	30:38	34:39	23:30	24:38	26:34	27:26	33:33	33:39	32:26	31:57	28:12	24:51	19:29	460:39
KICKOFFS																	
Kickoff Returns	0	1	1	2	0	2	2	4	0	3	3	4	1	1	4	2	30
Kickoff Return Yards	0	17	19	30	0	43	48	103	0	47	52	126	16	19	80	34	634
Kickoff Return Avg.	0	17.0	19.0	15.0	0	21.5	24.0	25.8	0	15.7	17.3	31.5	16.0	19.0	20.0	17.0	21.1

LONGEST PLAYS FROM SCRIMMAGE

RAVENS					OPPONENT						
DATE	OPPONENT	QTR	RAVENS PLAYER	YARDS	SCORE	DATE	OPPONENT	QTR	OPP. PLAYER	YARDS	SCORE
01/03	at Cincinnati	3	J.K. Dobbins run	72T	W, 38-3	10/18	at Philadelphia	3	Miles Sanders run	74	W, 28-30
12/02	at Pittsburgh	4	Trace McSorley -> Marquise Brown	70T	L, 19-14	01/03	at Cincinnati	3	Trayveon Williams run	55	W, 3-38
10/04	at Washington	2	Lamar Jackson run	50T	W, 31-17	10/18	at Philadelphia	3	Carson Wentz -> John Hightower	50	W, 28-30
09/13	Cleveland	1	Lamar Jackson -> Marquise Brown	47	W, 38-6	11/22	Tennessee	3	Ryan Tannehill -> Corey Davis	50	L, 24-30 (OT)
09/20	at Houston	4	J.K. Dobbins run	44	W, 33-16	09/28	Kansas City	2	Patrick Mahomes -> Mecole Hardman	49T	L, 20-34
12/14	at Cleveland	3	Lamar Jackson run	44	W, 47-42	10/04	at Washington	2	Dwayne Haskins Jr. -> Antonio Gibson	40	W, 17-31
12/14	at Cleveland	4	Lamar Jackson -> Marquise Brown	44T	W, 47-42	10/18	at Philadelphia	4	Carson Wentz run	40	W, 28-30
12/20	Jacksonville	4	Lamar Jackson -> Marquise Brown	44	W, 40-14	10/04	at Washington	4	Dwayne Haskins Jr. -> Terry McLaurin	39	W, 17-31
01/03	at Cincinnati	1	Lamar Jackson -> Miles Boykin	43T	W, 38-3	09/20	at Houston	2	Deshaun Watson -> Brandin Cooks	38	W, 16-33
10/11	Cincinnati	1	Devin Duvernay run	42	W, 27-3	12/14	at Cleveland	2	Baker Mayfield -> Donovan Peoples-Jones	37	W, 42-47
11/01	Pittsburgh	4	Lamar Jackson -> Devin Duvernay	39	L, 28-24	09/28	Kansas City	1	Patrick Mahomes -> Tyreek Hill	33	L, 20-34
12/02	at Pittsburgh	2	Robert Griffin III run	39	L, 19-14	12/14	at Cleveland	4	Baker Mayfield -> Donovan Peoples-Jones	30	W, 42-47
12/14	at Cleveland	2	Lamar Jackson -> Mark Andrews	39	W, 47-42	09/13	Cleveland	1	Nick Chubb run	29	W, 6-38
12/08	Dallas	2	Lamar Jackson -> Miles Boykin	38T	W, 34-17	09/28	Kansas City	2	Patrick Mahomes -> Travis Kelce	29	L, 20-34
10/18	at Philadelphia	3	Lamar Jackson run	37T	W, 30-28	11/22	Tennessee	5	Derrick Henry run	29T	L, 24-30 (OT)
12/08	Dallas	1	Lamar Jackson run	37T	W, 34-17	09/13	Cleveland	2	Baker Mayfield -> David Njoku	28	W, 6-38
12/08	Dallas	2	Gus Edwards run	36	W, 34-17	12/08	Dallas	4	Andy Dalton -> Michael Gallup	28	W, 17-34
10/11	Cincinnati	2	J.K. Dobbins run	34	W, 27-3	12/20	Jacksonville	3	Gardner Minshew II -> Tyler Eifert	28	W, 14-40
11/01	Pittsburgh	1	Lamar Jackson -> Willie Snead IV	34	L, 28-24	12/02	at Pittsburgh	2	Ben Roethlisberger -> Eric Ebron	27	L, 14-19
12/20	Jacksonville	3	Lamar Jackson -> Gus Edwards	34	W, 40-14	10/11	Cincinnati	1	Joe Burrow -> Tee Higgins	26	W, 3-27
10/04	at Washington	1	Lamar Jackson -> Marquise Brown	33	W, 31-17	10/18	at Philadelphia	2	Miles Sanders run	26	W, 28-30
10/18	at Philadelphia	2	Lamar Jackson -> Willie Snead IV	32	W, 30-28	11/15	at New England	3	Cam Newton -> Jakobi Meyers	26	L, 17-23
11/01	Pittsburgh	4	Lamar Jackson -> Willie Snead IV	32	L, 28-24	12/14	at Cleveland	3	Baker Mayfield -> Kareem Hunt	26	W, 42-47
12/27	N.Y. Giants	3	Gus Edwards run	32	W, 27-13	11/15	at New England	3	Damien Harris run	25	L, 17-23
10/04	at Washington	2	Lamar Jackson -> Marquise Brown	31	W, 31-17	11/22	Tennessee	4	Ryan Tannehill -> A.J. Brown	25	L, 24-30 (OT)
11/15	at New England	2	Lamar Jackson -> Gus Edwards	31	L, 23-17	09/20	at Houston	3	Deshaun Watson -> Brandin Cooks	24	W, 16-33
11/22	Tennessee	3	Lamar Jackson -> Mark Andrews	31T	L, 30-24 (OT)	09/28	Kansas City	3	Patrick Mahomes -> Clyde Edwards-Helaire	24	L, 20-34
09/20	at Houston	4	Mark Ingram II run	30T	W, 33-16	11/01	Pittsburgh	3	Ben Roethlisberger -> JuJu Smith-Schuster	24	L, 24-28
09/28	Kansas City	1	Lamar Jackson run	30	L, 34-20	11/15	at New England	2	Jakobi Meyers -> Rex Burkhead	24T	L, 17-23
10/11	Cincinnati	3	Lamar Jackson -> Marquise Brown	30	W, 27-3	11/22	Tennessee	4	Derrick Henry run	24	L, 24-30 (OT)
11/22	Tennessee	2	Lamar Jackson -> Mark Andrews	30	L, 30-24 (OT)	09/20	at Houston	4	Deshaun Watson -> Randall Cobb	23	W, 16-33
12/08	Dallas	2	J.K. Dobbins run	30	W, 34-17	09/13	Cleveland	1	Kareem Hunt run	22	W, 6-38
09/20	at Houston	1	Lamar Jackson -> Mark Andrews	29	W, 33-16	09/28	Kansas City	1	Tyreek Hill run	22	L, 20-34
11/01	Pittsburgh	1	J.K. Dobbins run	28	L, 28-24	11/22	Tennessee	4	Ryan Tannehill -> Corey Davis	22	L, 24-30 (OT)
12/20	Jacksonville	1	Lamar Jackson -> Marquise Brown	28	W, 40-14	12/02	at Pittsburgh	2	Ben Roethlisberger -> Chase Claypool	22	L, 14-19
12/20	Jacksonville	1	Lamar Jackson -> Mark Andrews	27	W, 40-14	12/14	at Cleveland	4	Baker Mayfield -> Kareem Hunt	22T	W, 42-47
12/27	N.Y. Giants	4	Lamar Jackson -> Gus Edwards	27	W, 27-13	12/20	Jacksonville	3	Gardner Minshew II -> DJ Chark Jr.	22	W, 14-40
01/03	at Cincinnati	3	J.K. Dobbins run	27	W, 38-3	09/13	Cleveland	3	Baker Mayfield -> David Njoku	21	W, 6-38
09/13	Cleveland	2	Lamar Jackson -> Miles Boykin	25	W, 38-6	11/08	at Indianapolis	4	Philip Rivers -> Mo Alie-Cox	21	W, 10-24
09/20	at Houston	2	Lamar Jackson -> Marquise Brown	25	W, 33-16	11/22	Tennessee	2	Ryan Tannehill run	21	L, 24-30 (OT)
10/04	at Washington	2	Lamar Jackson -> Mark Andrews	25T	W, 31-17	12/14	at Cleveland	4	Baker Mayfield -> Rashard Higgins	21T	W, 42-47
11/01	Pittsburgh	2	Gus Edwards run	25	L, 28-24	12/20	Jacksonville	3	Gardner Minshew II -> Laviska Shenault Jr.	21	W, 14-40
12/27	N.Y. Giants	2	Lamar Jackson -> Mark Andrews	25	W, 27-13	01/03	at Cincinnati	2	Brandon Allen -> Cethan Carter	21	W, 3-38
12/27	N.Y. Giants	3	J.K. Dobbins run	25	W, 27-13	09/13	Cleveland	3	Baker Mayfield -> Jarvis Landry	20	W, 6-38
09/28	Kansas City	3	Gus Edwards run	24	L, 34-20	09/28	Kansas City	2	Patrick Mahomes -> Tyreek Hill	20T	L, 20-34
10/18	at Philadelphia	3	Lamar Jackson run	24	W, 30-28	10/18	at Philadelphia	2	Jalen Hurts run	20	W, 28-30
11/01	Pittsburgh	4	Lamar Jackson -> Willie Snead IV	24	L, 28-24	11/08	at Indianapolis	1	Philip Rivers -> Zach Pascal	20	W, 10-24
12/08	Dallas	4	Gus Edwards run	24	W, 34-17	11/15	at New England	2	Cam Newton -> Ryan Izzo	20	L, 17-23
09/20	at Houston	4	Lamar Jackson -> Willie Snead IV	22	W, 33-16	12/14	at Cleveland	1	Baker Mayfield -> David Njoku	20	W, 42-47
09/20	at Houston	4	Gus Edwards run	22	W, 33-16	12/27	N.Y. Giants	3	Daniel Jones -> Dante Pettis	20	W, 13-27
10/04	at Washington	3	Lamar Jackson -> Mark Andrews	22T	W, 31-17						
01/03	at Cincinnati	2	J.K. Dobbins run	22	W, 38-3						
01/03	at Cincinnati	1	Devin Duvernay run	22	W, 38-3						
09/13	Cleveland	2	Lamar Jackson -> Marquise Brown	21	W, 38-6						
09/13	Cleveland	3	Lamar Jackson -> Mark Andrews	21	W, 38-6						
10/18	at Philadelphia	4	Lamar Jackson run	21	W, 30-28						
11/08	at Indianapolis	3	Lamar Jackson -> Nick Boyle	21	W, 24-10						
11/15	at New England	1	Lamar Jackson -> Willie Snead IV	21	L, 23-17						
12/08	Dallas	4	Gus Edwards run	21	W, 34-17						
09/13	Cleveland	2	Lamar Jackson -> Willie Snead IV	20	W, 38-6						
10/11	Cincinnati	3	Mark Ingram II run	20	W, 27-3						
10/18	at Philadelphia	3	Lamar Jackson -> Marquise Brown	20	W, 30-28						
11/01	Pittsburgh	4	Gus Edwards run	20	L, 28-24						
11/08	at Indianapolis	3	Lamar Jackson -> Marquise Brown	20	W, 24-10						
12/08	Dallas	3	Lamar Jackson -> Marquise Brown	20T	W, 34-17						
12/14	at Cleveland	2	Lamar Jackson run	20	W, 47-42						
12/27	N.Y. Giants	2	Lamar Jackson -> Mark Andrews	20	W, 27-13						
12/27	N.Y. Giants	2	Lamar Jackson run	20	W, 27-13						
01/03	at Cincinnati	3	Lamar Jackson run	20	W, 38-3						

TOTALS

69 - 2,087 (30.2), 13 TDS (31 RUNS, 5 TDS, 38 PASSES, 8 TDS)

50 - 1,428 (28.6), 6 TDS (12 RUNS, 1 TD, 38 PASSES, 5 TDS)

TEAM SUPERLATIVES

HIGH	DATE	OPPONENT	OFFENSIVE CATEGORY	OPPONENT	DATE	LOW
47	12/14	at Cleveland	Points	at Pittsburgh	12/2	14
21	1/3	at Cincinnati	Points in a Quarter	at Cincinnati	1/3	0
26	12/20	vs. Jacksonville ...1 more at 26.	Points in a Half	vs. N.Y. Giants	12/27	7
6	12/14	at Cleveland	Total Touchdowns	at Pittsburgh	12/2	2
79	11/1	vs. Pittsburgh	Total Plays	at Pittsburgh	12/2	49
525	1/3	at Cincinnati	Total Net Yards	at Pittsburgh	12/2	219
26	12/20	vs. Jacksonville	Total First Downs	at Pittsburgh	12/2	10
19	1/3	at Cincinnati	First Downs Rushing	vs. Cincinnati	10/11	6
16	9/13	vs. Cleveland	First Downs Passing	at Pittsburgh	12/2	1
3	12/14	at Cleveland ...2 more at 3.	First Down Penalties	at Cincinnati	1/3	0
73%	12/27	vs. N.Y. Giants	Third Down Efficiency	at Pittsburgh	12/2	23%
7.4	12/8	vs. Dallas	Average Yards Per Play	at Indianapolis	11/8	4.2
404	1/3	at Cincinnati	Total Net Yards Rushing	at Indianapolis	11/8	110
54	1/3	at Cincinnati	Rushing Attempts	vs. Kansas City	9/28	21
7.9	12/8	vs. Dallas	Rushing Average Yards	at Indianapolis	11/8	2.9
5	12/14	at Cleveland	Rushing Touchdowns	at New England	11/15	0
270	9/13	vs. Cleveland	Total Net Yards Passing	vs. Kansas City	9/28	70
37	10/11	vs. Cincinnati	Passing Attempts	vs. Dallas	12/8	17
24	11/15	at New England	Passing Completions	at Pittsburgh	12/2	9
3	1/3	at Cincinnati ...2 more at 3.	Passing Touchdowns	at Indianapolis	11/8	0
9.6	9/13	vs. Cleveland	Passing Yards Average	vs. Kansas City	9/28	2.2
2	11/1	vs. Pittsburgh ...1 more at 2.	Passes Thrown for Interception	vs. N.Y. Giants	12/27	0
4	12/14	at Cleveland ...3 more at 4.	Times Sacked	at Cincinnati	1/3	0
27	9/28	vs. Kansas City ...1 more at 27.	Sack Yards Lost	at Cincinnati	1/3	0
7	12/2	at Pittsburgh ...1 more at 7.	Total Punts	vs. Jacksonville	12/20	0
325	10/18	at Philadelphia	Total Punt Yards	vs. Jacksonville	12/20	0
50.3	11/15	at New England	Punt Gross Average Yards	vs. N.Y. Giants	12/27	34
50.3	11/15	at New England	Punt Net Average Yards	vs. Jacksonville	12/20	0
5	10/18	at Philadelphia	Punt Returns	at Cleveland	12/14	0
43	10/18	at Philadelphia	Punt Return Yards	at Cleveland	12/14	0
18.0	12/27	vs. N.Y. Giants	Punt Return Yards Average	at Cleveland	12/14	0.0
3	12/14	at Cleveland ...1 more at 3.	Kickoff Returns	at Cincinnati	1/3	0
119	9/28	vs. Kansas City	Kickoff Return Yards	at Cincinnati	1/3	0
12	10/18	at Philadelphia	Total Penalties	at Houston	9/20	3
132	10/18	at Philadelphia	Penalty Yards	at Houston	9/20	21
4	12/20	vs. Jacksonville ...1 more at 4.	Total Fumbles	at Cincinnati	1/3	0
2	11/1	vs. Pittsburgh	Fumbles Lost	at Cincinnati	1/3	0
40:31	1/3	at Cincinnati	Time of Possession	vs. Cincinnati	10/11	25:21
4	11/1	vs. Pittsburgh	Turnovers	at Cleveland	12/14	0

TEAM SUPERLATIVES

HIGH	DATE	OPPONENT	DEFENSIVE CATEGORY	OPPONENT	DATE	LOW
42	12/14	at Cleveland	Points	at Cincinnati ...1 more at 3.	1/3	3
22	12/14	at Cleveland ...1 more at 22.	Points in a Quarter	at Cincinnati ...13 more at 0.	1/3	0
28	12/14	at Cleveland ...1 more at 28.	Points in a Half	at Cincinnati ...5 more at 0.	1/3	0
6	12/14	at Cleveland	Total Touchdowns	at Cincinnati ...1 more at 0.	1/3	0
77	12/8	vs. Dallas	Total Plays	at Cincinnati	1/3	40
517	9/28	vs. Kansas City	Total Net Yards	at Cincinnati	1/3	195
33	12/14	at Cleveland	Total First Downs	at Cincinnati	1/3	10
11	11/15	at New England	First Downs Rushing	at Houston	9/20	2
22	9/28	vs. Kansas City	First Downs Passing	at Cincinnati	1/3	1
5	12/14	at Cleveland ...1 more at 5.	First Down Penalties	vs. Cincinnati	10/11	0
77%	9/28	vs. Kansas City	Third Down Efficiency	vs. N.Y. Giants	12/27	10%
7.1	9/28	vs. Kansas City	Average Yards Per Play	vs. Cincinnati	10/11	3.2
194	10/18	at Philadelphia	Total Net Yards Rushing	vs. Pittsburgh	11/1	48
39	11/15	at New England	Rushing Attempts	vs. N.Y. Giants	12/27	12
10.8	10/18	at Philadelphia	Rushing Average Yards	vs. Cincinnati	10/11	2.5
4	12/14	at Cleveland	Rushing Touchdowns	at Cincinnati ...7 more at 0.	1/3	0
385	9/28	vs. Kansas City	Total Net Yards Passing	at Cincinnati	1/3	48
51	12/2	at Pittsburgh	Passing Attempts	at New England	11/15	18
36	12/2	at Pittsburgh	Passing Completions	at Cincinnati	1/3	6
4	9/28	vs. Kansas City	Passing Touchdowns	at Cincinnati ...3 more at 0.	1/3	0
9.2	9/28	vs. Kansas City	Passing Yards Average	at Cincinnati	1/3	2.3
2	1/3	at Cincinnati	Passes Thrown for Interception	vs. N.Y. Giants ...6 more at 0.	12/27	0
7	10/11	vs. Cincinnati	QB Sacks	at Cincinnati ...4 more at 0.	1/3	0
48	10/11	vs. Cincinnati	Sack Yards Lost	at Cincinnati ...4 more at 0.	1/3	0
7	1/3	at Cincinnati ...1 more at 7.	Total Punts	vs. Dallas ...1 more at 1.	12/8	1
351	10/11	vs. Cincinnati	Total Punt Yards	vs. Dallas	12/8	47
58	9/28	vs. Kansas City	Punt Gross Average Yards	vs. Jacksonville	12/20	36.7
47	12/8	vs. Dallas	Punt Net Average Yards	vs. Jacksonville	12/20	29
4	11/8	at Indianapolis	Punt Returns	vs. Jacksonville ...3 more at 0.	12/20	0
26	1/3	at Cincinnati	Punt Return Yards	at Washington	10/4	-3
13.0	1/3	at Cincinnati	Punt Return Yards Average	at Washington	10/4	-3.0
4	12/27	vs. N.Y. Giants ...2 more at 4.	Kickoff Returns	at New England ...2 more at 0.	11/15	0
126	12/8	vs. Dallas	Kickoff Return Yards	at New England ...2 more at 0.	11/15	0
8	12/14	at Cleveland ...1 more at 8.	Total Penalties	at Washington	10/4	2
80	9/13	vs. Cleveland	Penalty Yards	at New England	11/15	18
7	12/14	at Cleveland	Total Fumbles	at Cincinnati ...3 more at 0.	1/3	0
2	10/11	vs. Cincinnati ...1 more at 2.	Fumbles Lost	at Cincinnati ...5 more at 0.	1/3	0
34:39	10/11	vs. Cincinnati	Time of Possession	at Cincinnati	1/3	19:29
3	10/11	vs. Cincinnati ...1 more at 3.	Turnovers	vs. N.Y. Giants ...1 more at 0.	12/27	0

INDIVIDUAL SUPERLATIVES

CATEGORY	2020 RAVENS INDIVIDUAL BEST	GAME	DATE	OPPONENT INDIVIDUAL BEST	GAME	DATE
Touchdowns	2 Marquise Brown ...7 more.	at CIN	01/03	2 Nick Chubb ...2 more.	at CLE	12/14
Passes Attempted	37 Lamar Jackson	vs. CIN	10/11	51 Ben Roethlisberger	at PIT	12/02
Passes Completed	24 Lamar Jackson	at NE	11/15	36 Ben Roethlisberger	at PIT	12/02
Completion Percentage	82.6 Lamar Jackson	at IND	11/08	76.4 Cam Newton	at NE	11/15
Passing Yards	275 Lamar Jackson	vs. CLE	09/13	385 Patrick Mahomes	vs. KC	09/28
Yards Per Attempt	15.0 Sam Koch	at WAS	10/04	24.0 Jakobi Meyers	at NE	11/15
Touchdown Passes	3 Lamar Jackson ...2 more.	at CIN	01/03	4 Patrick Mahomes	vs. KC	09/28
Receptions	7 Mark Andrews	at NE	11/15	10 Terry McLaurin	at WAS	10/04
Receiving Yards	106 Willie Snead IV	vs. PIT	11/01	118 Terry McLaurin	at WAS	10/04
Touchdown Receptions	2 Marquise Brown ...3 more.	at CIN	01/03	2 Rex Burkhead	at NE	11/15
Rushing Yards	160 J.K. Dobbins	at CIN	01/03	133 Derrick Henry	vs. TEN	11/22
Rushing Attempts	16 Gus Edwards ...2 more.	vs. PIT	11/01	28 Derrick Henry	vs. TEN	11/22
Rushing Average	14.4 Gus Edwards	vs. DAL	12/08	13.1 Miles Sanders	at PHI	10/18
Rushing Touchdowns	2 J.K. Dobbins ...3 more.	at CIN	01/03	2 Nick Chubb	at CLE	12/14
Yards From Scrimmage	160 J.K. Dobbins	at CIN	01/03	134 Clyde Edwards-Helaire	vs. KC	09/28
Combined Net Yards	160 J.K. Dobbins	at CIN	01/03	154 Tony Pollard	vs. DAL	12/08
Interceptions Made	1 Chuck Clark ...9 more.	at CIN	01/03	2 Kendall Fuller	at WAS	10/04
Interceptions Thrown	2 Lamar Jackson	vs. PIT	11/01	2 Brandon Allen	at CIN	01/03
INT Return Yards	25 Tyus Bowser	vs. TEN	11/22	33 Robert Spillane	vs. PIT	11/01
Tackles	13 Chuck Clark ...1 more.	at PIT	12/02	15 Darius Leonard	at IND	11/08
Sacks	3.0 Calais Campbell	at PHI	10/18	2.0 Olivier Vernon ...5 more.	at CLE	12/14
Punts	7 Sam Koch ...1 more.	at PIT	12/02	7 Kevin Huber ...1 more.	at CIN	01/03
Punts Inside the 20	3 Sam Koch ...3 more.	at PIT	12/02	2 Jordan Berry ...4 more.	at PIT	12/02
Punting Average	50.3 Sam Koch	at NE	11/15	58.0 Tommy Townsend	vs. KC	09/28
Punt Returns	5 James Proche II	at PHI	10/18	4 Nyheim Hines	at IND	11/08
Punt Return Yards	43 James Proche II	at PHI	10/18	26 Alex Erickson	at CIN	01/03
Kickoff Returns	3 Devin Duvernay ...1 more.	at CLE	12/14	4 Dion Lewis ...2 more.	vs. NYG	12/27
Kickoff Return Yards	119 Devin Duvernay	vs. KC	09/28	126 Tony Pollard	vs. DAL	12/08
Field Goals Attempted	4 Justin Tucker	at HOU	09/20	4 Greg Zuerlein	vs. DAL	12/08
Field Goals Made	4 Justin Tucker	at HOU	09/20	3 Stephen Gostkowski ...1 more.	vs. TEN	11/22

CATEGORY	2020 RAVENS LONGEST PLAYS	GAME	DATE	OPPONENT INDIVIDUAL	GAME	DATE
Run From Scrimmage	72 J.K. Dobbins	at CIN	01/03	74 Miles Sanders	at PHI	10/18
Touchdown Run	72 J.K. Dobbins	at CIN	01/03	29 Derrick Henry	vs. TEN	11/22
Passing Long	70 Trace McSorley	at PIT	12/02	50 Ryan Tannehill ...1 more.	vs. TEN	11/22
Touchdown Pass Long	70 Trace McSorley	at PIT	12/02	49 Patrick Mahomes	vs. KC	09/28
Longest Reception	70 Marquise Brown	at PIT	12/02	50 Corey Davis ...1 more.	vs. TEN	11/22
Touchdown Reception	70 Marquise Brown	at PIT	12/02	49 Mecole Hardman	vs. KC	09/28
Interception Return	25 Tyus Bowser	vs. TEN	11/22	33 Robert Spillane	vs. PIT	11/01
Longest INT Return for TD				33 Robert Spillane	vs. PIT	11/01
Longest Own Fumble Return	13 Tyre Phillips	vs. JAX	12/20	11 Bobby Okereke	at IND	11/08
Longest Opponent's Fumble Return	65 Chuck Clark	at IND	11/08	3 Darius Leonard	at IND	11/08
Punt Return	20 James Proche II	vs. JAX	12/20	28 Alex Erickson	at CIN	01/03
Kickoff Return	93 Devin Duvernay	vs. KC	09/28	66 Tony Pollard	vs. DAL	12/08
Punt	59 Sam Koch	at PHI	10/18	72 Kevin Huber	at CIN	01/03
Field Goal	55 Justin Tucker ...1 more.	at CLE	12/14	45 Ka'imi Fairbairn	at HOU	09/20
Field Goal Attempt	61 Justin Tucker	vs. CIN	10/11	54 Dustin Hopkins	at WAS	10/04

TURNOVER TABLE

DATE	OPPONENT	FORCED TURNOVERS			TURNOVERS CONVERTED					OUTCOME	
		FUM	INTS	TOTAL	TD	FG	PTS.	PTS. PCT.	TD PCT.	NET DIFF.	RESULT
09/13	Baltimore	2	1	3	2	1	17	100.0	66.7	+2	W
	Cleveland	1	0	1	0	0	0	0.0	0.0	-2	L
09/20	Baltimore	1	1	2	1	0	7	50.0	100.0	+2	W
	at Houston	0	0	0	0	0	0	0.0	0.0	-2	L
09/28	Baltimore	1	0	1	0	1	3	100.0	0.0	0	L
	Kansas City	1	0	1	0	0	0	0.0	0.0	0	W
10/04	Baltimore	1	0	1	1	0	7	100.0	100.0	-1	W
	at Washington	0	2	2	1	1	10	100.0	50.0	+1	L
10/11	Baltimore	2	1	3	2	0	14	66.7	100.0	+2	W
	Cincinnati	0	1	1	0	0	0	0.0	0.0	-2	L
10/18	Baltimore	1	0	1	1	0	6	100.0	100.0	+1	W
	at Philadelphia	0	0	0	0	0	0	0.0	0.0	-1	L
11/01	Baltimore	1	0	1	0	0	0	0.0	0.0	-3	L
	Pittsburgh	2	2	4	2	0	14	50.0	100.0	+3	W
11/08	Baltimore	1	1	2	2	0	14	100.0	100.0	+1	W
	at Indianapolis	1	0	1	0	0	0	0.0	0.0	-1	L
11/15	Baltimore	0	0	0	0	0	0	0.0	0.0	-1	L
	at New England	0	1	1	0	0	0	0.0	0.0	+1	W
11/22	Baltimore	0	1	1	0	1	3	100.0	0.0	0	L
	Tennessee	0	1	1	0	1	3	100.0	0.0	0	W
12/02	Baltimore	1	1	2	1	0	7	50.0	100.0	0	L
	at Pittsburgh	1	1	2	1	0	6	50.0	100.0	0	W
12/08	Baltimore	0	1	1	1	0	7	100.0	100.0	0	W
	Dallas	0	1	1	0	1	3	100.0	0.0	0	L
12/14	Baltimore	0	1	1	1	0	6	100.0	100.0	+1	W
	at Cleveland	0	0	0	0	0	0	0.0	0.0	-1	L
12/20	Baltimore	1	0	1	1	0	7	100.0	100.0	0	W
	Jacksonville	0	1	1	0	0	0	0.0	0.0	0	L
12/27	Baltimore	0	0	0	0	0	0	0.0	0.0	-1	W
	N.Y. Giants	1	0	1	0	0	0	0.0	0.0	+1	L
01/03	Baltimore	0	2	2	1	0	7	50.0	100.0	+1	W
	at Cincinnati	0	1	1	0	0	0	0.0	0.0	-1	L
RAVENS		12	10	22	14	3	105	77.3	82.4	+4	11-5
OPPONENTS		7	11	18	4	3	36	38.9	57.1	-4	5-11



INSIDE THE 20

RAVENS																		
Date	Opponent	Pos	TD	PAT	2-Pt.	Miss PAT	FG	FGA	Blk/MFG	INT	Fum	Dwns	Drive Ends			Score	Pts/	
													Half	Game	Pts	TD%	Pct.	Poss
09/13	Cleveland	6	5	5	0	0	0	0	0	0	1	0	0	0	35	83.3	83.3	5.8
09/20	at Houston	3	1	1	0	0	2	2	0	0	0	0	0	0	13	33.3	100.0	4.3
09/28	Kansas City	4	1	1	0	0	2	2	0	0	0	1	0	0	13	25.0	75.0	3.3
10/04	at Washington	1	1	1	0	0	0	0	0	0	0	0	0	0	7	100.0	100.0	7.0
10/11	Cincinnati	2	2	2	0	0	0	0	0	0	0	0	0	0	14	100.0	100.0	7.0
10/18	at Philadelphia	3	2	2	0	0	0	0	0	0	0	0	0	1	14	66.7	66.7	4.7
11/01	Pittsburgh	5	3	3	0	0	0	0	0	0	2	0	0	0	21	60.0	60.0	4.2
11/08	at Indianapolis	3	2	2	0	0	0	0	0	0	1	0	0	0	14	66.7	66.7	4.7
11/15	at New England	3	2	2	0	0	1	1	0	0	0	0	0	0	17	66.7	100.0	5.7
11/22	Tennessee	4	1	0	1	0	3	3	0	0	0	0	0	0	17	25.0	100.0	4.3
12/02	at Pittsburgh	2	1	1	0	0	0	0	0	0	0	0	1	0	7	50.0	50.0	3.5
12/08	Dallas	4	1	1	0	0	2	3	1	0	0	0	0	0	13	25.0	75.0	3.3
12/14	at Cleveland	5	5	4	0	1	0	0	0	0	0	0	0	0	34	100.0	100.0	6.8
12/20	Jacksonville	5	5	5	0	0	0	0	0	0	0	0	0	0	35	100.0	100.0	7.0
12/27	N.Y. Giants	6	3	3	0	0	2	2	0	0	1	0	0	0	27	50.0	83.3	4.5
01/03	at Cincinnati	4	3	3	0	0	1	1	0	0	0	0	0	0	24	75.0	100.0	6.0
TOTALS		60	38	36	1	1	13	14	1	0	5	1	1	1	305	63.3	85.0	5.1

OPPONENT																		
Date	Opponent	Pos	TD	PAT	2-Pt.	Miss PAT	FG	FGA	Blk/MFG	INT	Fum	Dwns	Drive Ends			Score	Pts/	
													Half	Game	Pts	TD%	Pct.	Poss
09/13	Cleveland	1	1	0	0	1	0	0	0	0	0	0	0	0	6	100.0	100.0	6.0
09/20	at Houston	2	1	1	0	0	1	1	0	0	0	0	0	0	10	50.0	100.0	5.0
09/28	Kansas City	3	3	2	0	1	0	0	0	0	0	0	0	0	20	100.0	100.0	6.7
10/04	at Washington	3	2	2	0	0	0	0	0	0	0	1	0	0	14	66.7	66.7	4.7
10/11	Cincinnati	1	0	0	0	0	1	1	0	0	0	0	0	0	3	0.0	100.0	3.0
10/18	at Philadelphia	3	3	0	2	0	0	0	0	0	0	0	0	0	22	100.0	100.0	7.3
11/01	Pittsburgh	3	3	3	0	0	0	0	0	0	0	0	0	0	21	100.0	100.0	7.0
11/08	at Indianapolis	2	1	1	0	0	0	0	0	0	0	1	0	0	7	50.0	50.0	3.5
11/15	at New England	3	2	2	0	0	1	1	0	0	0	0	0	0	17	66.7	100.0	5.7
11/22	Tennessee	5	2	1	1	0	3	3	0	0	0	0	0	0	24	40.0	100.0	4.8
12/02	at Pittsburgh	4	1	1	0	0	2	2	0	1	0	0	0	0	13	25.0	75.0	3.3
12/08	Dallas	4	2	2	0	0	1	2	1	0	0	0	0	0	17	50.0	75.0	4.3
12/14	at Cleveland	4	4	3	0	1	0	0	0	0	0	0	0	0	27	100.0	100.0	6.8
12/20	Jacksonville	3	2	2	0	0	0	0	0	0	1	0	0	0	14	66.7	66.7	4.7
12/27	N.Y. Giants	3	1	1	0	0	2	2	0	0	0	0	0	0	13	33.3	100.0	4.3
01/03	at Cincinnati	1	0	0	0	0	0	0	0	1	0	0	0	0	0	0.0	0.0	0.0
TOTALS		45	28	21	3	3	11	12	1	2	1	2	0	0	228	62.2	86.7	5.1

FIRST DOWNS GAINED

PLAYER	RUSH	REC.	TOTAL	3RD DOWN CONVERSION	4TH DOWN CONVERSION
Lamar Jackson	56	0	56	25	3
Gus Edwards	45	4	49	20	2
J.K. Dobbins	38	4	42	9	1
Mark Andrews	0	37	37	13	0
Marquise Brown	0	35	35	9	2
Willie Snead IV	0	23	23	9	1
Mark Ingram II	14	2	16	1	1
Miles Boykin	0	14	14	2	1
Devin Duvernay	3	8	11	5	0
Nick Boyle	0	8	8	0	0
Robert Griffin III	4	0	4	2	0
Dez Bryant	0	3	3	1	0
Patrick Ricard	0	3	3	0	0
Justice Hill	2	0	2	2	0
Trace McSorley	2	0	2	0	1
Tyler Huntley	1	0	1	1	0
James Proche II	0	1	1	1	0
Team	1	0	1	1	0
Team (by penalty)	--	--	19	--	--
2020 TOTALS	166	142	327	101	12

COMPLETIONS BY DISTANCE

2020 REGULAR SEASON									
Date	Opponent	Quarterback	Loss	0-9	10-19	20-29	30-39	40-49	50+
9/13	Cleveland	Jackson	1	6 (2)	8 (1)	4	--	1	--
		Griffin III	--	1	--	--	--	--	--
9/20	at Houston	Jackson	1	7 (1)	7	3	--	--	--
9/28	Kansas City	Jackson	--	13 (1)	2	--	--	--	--
10/4	at Washington	Jackson	--	5	5	2 (2)	2	--	--
		Koch	--	--	1	--	--	--	--
10/11	Cincinnati	Jackson	--	13 (2)	5	--	1	--	--
10/18	at Philadelphia	Jackson	1	6 (1)	7	1	1	--	--
11/1	Pittsburgh	Jackson	--	5 (2)	4	1	3	--	--
11/8	at Indianapolis	Jackson	1	11	5	2	--	--	--
11/15	at New England	Jackson	--	13 (1)	9 (1)	1	1	--	--
11/22	Tennessee	Jackson	--	11	4	--	2 (1)	--	--
12/2	at Pittsburgh	McSorley	--	1	--	--	--	--	1 (1)
		Griffin III	1	6	--	--	--	--	--
12/8	Dallas	Jackson	--	9	1	1 (1)	1 (1)	--	--
12/14	at Cleveland	Jackson	--	5	4	--	1	1 (1)	--
		McSorley	--	--	1	--	--	--	--
12/20	Jacksonville	Jackson	1	5 (2)	7 (1)	2	1	1	--
		Huntley	1	1	--	--	--	--	--
12/27	N.Y. Giants	Jackson	--	9 (2)	5	3	--	--	--
1/3	at Cincinnati	Jackson	--	7 (1)	2 (1)	--	--	1 (1)	--
		Huntley	--	1	--	--	--	--	--
PLAYER TOTALS		Jackson	5	125 (15)	75 (4)	20 (3)	13 (2)	4 (2)	--
		Griffin III	1	7	--	--	--	--	--
		Koch	--	--	1	--	--	--	--
		McSorley	--	1	1	--	--	--	1 (1)
		Huntley	1	2	--	--	--	--	--
TEAM TOTALS			7	135 (15)	77 (4)	20 (3)	13 (2)	4 (2)	1 (1)



THE LAST TIME IT HAPPENED

BY RAVENS

BY OPPONENT

RUSHING

* Never Has Happened *	300 YARDS RUSHING	* Never Has Happened *
204 YDs, Ray Rice @ Cleveland, 12/04/11	200 YARDS RUSHING	* Never Has Happened *
160 YDs, J.K. Dobbins @ Cincinnati, 01/03/21	100 YARDS RUSHING	133 YDs, Derrick Henry vs. Tennessee, 11/22/20
160 YDs/97 YDs, J.K. Dobbins/Lamar Jackson @ Cincinnati, 01/03/21	75+ YARD RUSHING	82 YDs, Nick Chubb @ Cleveland, 12/14/20
* Never Has Happened *	FIVE TOUCHDOWNS RUSHING	* Never Has Happened *
* Never Has Happened *	FOUR TOUCHDOWNS RUSHING	* Never Has Happened *
3 TDs, Mark Ingram II: (2, 19, 1) @ Kansas City, 09/22/19	THREE TOUCHDOWNS RUSHING	3 TDs, Nick Chubb: (14, 2, 88) vs. Cleveland, 09/29/19
2 TDs, J.K. Dobbins: (4, 72) @ Cincinnati, 01/03/21	TWO TOUCHDOWNS RUSHING	2 TDs, Nick Chubb: (7, 14) @ Cleveland, 12/14/20
Lamar Jackson: (5, 17)/Gus Edwards: (11, 19) @ Cleveland, 12/14/20	TWO PLAYERS WITH TWO TD RUSHING	* Never Has Happened *
404 YDs, Baltimore 38, Cincinnati 3 @ Cincinnati, 01/03/21	400 YARDS RUSHING (TEAM)	* Never Has Happened *
308 YDs, Baltimore 48, Detroit 3 vs. Detroit, 12/13/09	300 YARDS RUSHING (TEAM)	* Never Has Happened *
249 YDs, Baltimore 27, N.Y. Giants 13 vs. N.Y. Giants, 12/27/20	200 YARDS RUSHING (TEAM)	231 YDs, Chicago 27, Baltimore 24 vs. Chicago, 10/15/17

BY RAVENS

BY OPPONENT

RECEIVING

147 YDs/108 YDs, Marquise Brown/Mark Andrews @ Miami, 09/08/19	TWO 100-YARD RECEIVERS	114 YDs/104 YDs, Christian Kirk/Larry Fitzgerald vs. Arizona, 09/15/19
258 YDs, Qadry Ismail @ Pittsburgh, 12/12/99	200 YARDS RECEIVING	213 YDs, Antonio Brown @ Pittsburgh, 12/10/17
186 YDs, Steve Smith @ Oakland, 09/20/15	150 YARDS RECEIVING	167 YDs, Jarvis Landry @ Pittsburgh, 12/10/17
106 YDs, Willie Snead IV vs. Pittsburgh, 11/01/20	100 YARDS RECEIVING	113 YDs, Corey Davis vs. Tennessee, 11/22/20
* Never Has Happened *	FIVE TOUCHDOWN RECEPTIONS	* Never Has Happened *
4 TDs, Marcus Robinson: (13, 50, 25, 9) vs. Seattle, 11/23/03	FOUR TOUCHDOWN RECEPTIONS	* Never Has Happened *
3 TDs, Torrey Smith: (74, 41, 18) @ St. Louis, 09/25/11	THREE TOUCHDOWN RECEPTIONS	3 TDs, A.J. Green: (4, 32, 7) @ Cincinnati, 09/13/18
2 TDs, Marquise Brown: (18, 9) @ Cincinnati, 01/03/21	TWO TOUCHDOWN RECEPTIONS	2 TDs, Rex Burkhead: (7, 24) @ New England, 11/15/20
Willie Snead IV: (7, 7)/Marquise Brown: (6, 18) @ L.A. Rams, 11/25/19	TWO PLAYERS WITH TWO TD RECEPTIONS	Doug Baldwin: (14, 22, 16)/Tyler Lockett: (8, 49) vs. Seattle, 12/13/15

BY RAVENS

BY OPPONENT

PASSING

* Never Has Happened *	500 YARDS PASSING	506 YDs, Ben Roethlisberger @ Pittsburgh, 12/10/17
429 YDs, Vinny Testaverde vs. St. Louis, 10/27/96	400 YARDS PASSING	506 YDs, Ben Roethlisberger @ Pittsburgh, 12/10/17
324 YDs, Lamar Jackson @ Miami, 09/08/19	300 YARDS PASSING	343 YDs, Baker Mayfield @ Cleveland, 12/14/20
* Never Has Happened *	SEVEN TOUCHDOWN PASSES	7 TDs, Peyton Manning: (24, 23, 28, 5, 2, 26, 78) @ Denver, 09/05/13
* Never Has Happened *	SIX TOUCHDOWN PASSES	6 TDs, Ben Roethlisberger: (5, 19, 47, 54, 18, 33) @ Pittsburgh, 11/02/14
5 TDs, Lamar Jackson: (5, 1, 24, 33, 10) vs. N.Y. Jets, 12/12/19	FIVE TOUCHDOWN PASSES	5 TDs, Russell Wilson: (8, 14, 22, 49, 16) vs. Seattle, 12/13/15
5 TDs, Lamar Jackson: (5, 1, 24, 33, 10) vs. N.Y. Jets, 12/12/19	FOUR TOUCHDOWN PASSES	4 TDs, Patrick Mahomes: (5, 20, 49, 2) vs. Kansas City, 09/28/20
3 TDs, Lamar Jackson: (43, 18, 9) @ Cincinnati, 01/03/21	THREE TOUCHDOWN PASSES	4 TDs, Patrick Mahomes: (5, 20, 49, 2) vs. Kansas City, 09/28/20

THE LAST TIME IT HAPPENED

56 ATT., Joe Flacco @ Cleveland, 10/07/18	50+ PASS ATTEMPTS	51 ATT., Ben Roethlisberger @ Pittsburgh, 12/02/20
43 ATT., Lamar Jackson @ Kansas City, 09/22/19	40+ PASS ATTEMPTS	41 ATT., Daniel Jones vs. N.Y. Giants, 12/27/20
5 INTs, Joe Flacco @ Buffalo, 09/29/13	FOUR INTERCEPTIONS THROWN	4 INTs, Andy Dalton @ Cincinnati, 09/10/17
3 INTs, Lamar Jackson @ Pittsburgh, 10/06/19	THREE INTERCEPTIONS THROWN	3 INTs, Baker Mayfield vs. Cleveland, 12/30/18
2 INTs, Lamar Jackson vs. Pittsburgh, 11/01/20	TWO INTERCEPTIONS THROWN	2 INTs, Brandon Allen @ Cincinnati, 01/03/21

BY RAVENS BY OPPONENT

COMBINED YARDS

107 YDs/324 YDs, Mark Ingram II/Lamar Jackson @ Miami, 09/08/19	100-YARD RUSHER AND 300-YARD PASSER	165 YDs/342 YDs, Nick Chubb/Baker Mayfield vs. Cleveland, 09/29/19
147/108 YDs/324 YDs, Marquise Brown/Mark Andrews/Lamar Jackson @ Miami, 09/08/19	100-YARD RECEIVER AND 300-YARD PASSER	118 YDs/314 YDs, Terry McLaurin/Dwayne Haskins Jr. @ Washington, 10/04/20
113 YDs/106 YDs, J.K. Dobbins/Willie Snead IV vs. Pittsburgh, 11/01/20	100-YARD RUSHER AND 100-YARD RECEIVER	133 YDs/113 YDs, Derrick Henry/Corey Davis vs. Tennessee, 11/22/20
107 YDs/324 YDs/108 YDs, Mark Ingram II/Lamar Jackson Mark Andrews @ Miami, 09/08/19	100-YARD RUSHER, 300-YARD PASSER, 100-YARD RECEIVER	165 YDs/342 YDs/167 YDs, Nick Chubb/Baker Mayfield Jarvis Landry vs. Cleveland, 09/29/19

BY RAVENS BY OPPONENT

DEFENSE

89 YDs, Marcus Peters: (3:55) 5-R.Finley pass short right intended for 12-A.Erickson INTERCEPTED by 24-M.Peters at BLT 11. 24-M.Peters for 89 yards, TOUCHDOWN. @ Cincinnati, 11/10/19	INTERCEPTED PASS RETURNED FOR A TOUCHDOWN	14 YDs, Joe Haden: (7:04) (Shotgun) 3-R.Griffin pass short right intended for 11-J.Proche INTERCEPTED by 23-J.Haden [90-T.Watt] at BLT 14. 23-J.Haden for 14 yards, TOUCHDOWN. @ Pittsburgh, 12/02/20
65 YDs, Chuck Clark: (1:28) (Shotgun) 28-J.Taylor right end to BLT 36 for 9 yards (40-M.Harrison, 24-M.Peters). FUMBLES (24-M.Peters), RECOVERED by BLT-36-C.Clark at BLT 35. 36-C.Clark for 65 yards, TOUCHDOWN. @ Indianapolis, 11/08/20	FUMBLE RETURNED FOR A TOUCHDOWN	0 YDs, J.J. Arcega-Whiteside: (7:33) 26-M.Sanders left guard to BLT 7 for 74 yards (32-D.Elliott). FUMBLES (32-D.Elliott), recovered by PHI-19-J.Arcega-Whiteside at BLT -1. TOUCHDOWN. @ Philadelphia, 10/18/20
Matthew Judon: (11:01) 15-G.Minshew II sacked in End Zone for -3 yards, SAFETY (99-M.Judon). vs. Jacksonville, 12/20/20	SAFETY SCORED	Malcom Brown: (10:53) 30-K.Dixon right tackle tackled in End Zone for -1 yards, SAFETY (90-M.Brown, 23-P.Chung). @ New England, 12/12/16
Baltimore 21, Tennessee 0 @ Tennessee, 10/14/18	SHUTOUT	Tampa Bay 25, Baltimore 0 vs. Tampa Bay, 09/15/02
4.0 SK, Peter Boulware vs. Minnesota, 01/07/02	FOUR SACK GAME	4.0 SK, Antwan Barnes @ San Diego, 12/18/11
3.0 SK, Calais Campbell @ Philadelphia, 10/18/20	THREE SACK GAME	3.0 SK, Vincent Rey vs. Cincinnati, 11/10/13
2.0 SK, Chris Board vs. N.Y. Giants, 12/27/20	TWO SACK GAME	2.0 SK, Olivier Vernon @ Cleveland, 12/14/20
89t YDs, Marcus Peters @ Cincinnati, 11/10/19	70+ YARD INTERCEPTION RETURN	89t YDs, Darqueze Dennard vs. Cincinnati, 12/31/17
2 INTs, Jimmy Smith vs. Cleveland, 12/30/18	TWO INTERCEPTIONS	2 INTs, Kendall Fuller @ Washington, 10/04/20
* Never Has Happened *	THREE INTERCEPTIONS	3 INTs, Anthony Henry vs. Cleveland, 11/18/01
* Never Has Happened *	FOUR INTERCEPTIONS	* Never Has Happened *
48 YDs, Baltimore 38, Cincinnati 3 @ Cincinnati, 01/03/21	LESS THAN 100 NET PASSING YARDS	90 YDs, Pittsburgh 19, Baltimore 14 @ Pittsburgh, 12/02/20
131 YDs, Baltimore 26, Atlanta 16 @ Atlanta, 12/02/18	LESS THAN 150 YARDS NET OFFENSE	146 YDs, Jacksonville 12, Baltimore 7 @ Jacksonville, 10/24/11
195 YDs, Baltimore 38, Cincinnati 3 @ Cincinnati, 01/03/21	LESS THAN 200 YARDS NET OFFENSE	186 YDs, Jacksonville 44, Baltimore 7 @ Jacksonville, 09/24/17
195 YDs, Baltimore 38, Cincinnati 3 @ Cincinnati, 01/03/21	LESS THAN 300 YARDS NET OFFENSE	219 YDs, Pittsburgh 19, Baltimore 14 @ Pittsburgh, 12/02/20
3 to, Baltimore 27, Cincinnati 3 vs. Cincinnati, 10/11/20	FORCED THREE+ TURNOVERS	4 to, Pittsburgh 28, Baltimore 24 vs. Pittsburgh, 11/01/20

BY RAVENS BY OPPONENT

SPECIAL TEAMS

THE LAST TIME IT HAPPENED

93 YDs, Devin Duvernay: 7-H.Butker kicks 58 yards from KC 35 to BLT 7. 13-D.Duvernay for 93 yards, TOUCHDOWN. vs. Kansas City, 09/28/20

KICKOFF RETURNED FOR A TOUCHDOWN

92 YDs, Brandon Wilson: 9-J.Tucker kicks 57 yards from BLT 35 to CIN 8. 40-B.Wilson for 92 yards, TOUCHDOWN. vs. Cincinnati, 10/13/19

70 YDs, Cyrus Jones: (13:01) (Punt formation) 5-J.Townsend punts 52 yards to BLT 30, Center-47-T.Sieg. 27-C.Jones for 70 yards, TOUCHDOWN. vs. Oakland, 11/25/18

PUNT RETURNED FOR A TOUCHDOWN

85 YDs, Jamison Crowder: (5:11) (Punt formation) 4-S.Koch punts 45 yards to WAS 15, Center-46-M.Cox. 80-J.Crowder for 85 yards, TOUCHDOWN. vs. Washington, 10/09/16

Brent Urban: (:03) 6-T.Coons 51 yard field goal is BLOCKED (96-B.Urban), Center-47-C.Hughlett, Holder-8-A.Lee, RECOVERED by BLT-33-W.Hill at BLT 36. 33-W.Hill for 64 yards, TOUCHDOWN. @ Cleveland, 11/30/15

BLOCKED FIELD GOAL RETURNED FOR A TOUCHDOWN

* Never Has Happened *

Javorius Allen: (13:44) (Punt formation) 4-J.Berry punt is BLOCKED by 37-J.Allen, Center-60-G.Warren, RECOVERED by BLT-10-C.Moore at PIT 14. 10-C.Moore for 14 yards, TOUCHDOWN. vs. Pittsburgh, 11/06/16

BLOCKED PUNT RETURNED FOR A TOUCHDOWN

Tarell Basham: (12:13) (Punt formation) 4-S.Koch punt is BLOCKED by 93-T.Basham, Center-46-M.Cox, RECOVERED by NYJ-49-B.Bello at BLT 14. 49-B.Bello for 14 yards, TOUCHDOWN. vs. N.Y. Jets, 12/12/19

55 YDs, Justin Tucker: (:07) 9-J.Tucker 55 yard field goal is GOOD, Center-46-M.Cox, Holder-4-S.Koch. @ Cleveland, 12/14/20

MADE FIELD GOAL OF 50 YARDS OR LONGER

54 YDs, Jason Sanders: (10:43) (Field Goal formation) 7-J.Sanders 54 yard field goal is GOOD, Center-46-T.Pepper, Holder-2-M.Haack. @ Miami, 09/08/19

48 YDs, Justin Tucker: (:05) (Field Goal formation) 9-J.Tucker 48 yard field goal is BLOCKED (21-D.Ward), Center-46-M.Cox, Holder-4-S.Koch, recovered by BLT-46-M.Cox at CLV 7. @ Cleveland, 10/07/18

BLOCKED FIELD GOAL

49 YDs, Sam Ficken: (5:13) (Field Goal formation) 9-S.Ficken 49 yard field goal is BLOCKED (42-P.Ricard), Center-42-T.Hennessy, Holder-4-L.Edwards. vs. N.Y. Jets, 12/12/19

Sam Koch: (12:13) (Punt formation) 4-S.Koch punt is BLOCKED by 93-T.Basham, Center-46-M.Cox, RECOVERED by NYJ-49-B.Bello at BLT 14. 49-B.Bello for 14 yards, TOUCHDOWN. vs. N.Y. Jets, 12/12/19

BLOCKED PUNT

Jordan Berry: (13:44) (Punt formation) 4-J.Berry punt is BLOCKED by 37-J.Allen, Center-60-G.Warren, RECOVERED by BLT-10-C.Moore at PIT 14. 10-C.Moore for 14 yards, TOUCHDOWN. vs. Pittsburgh, 11/06/16

Justin Tucker: 9-J.Tucker extra point is No Good, Wide Left, Center-46-M.Cox, Holder-4-S.Koch. vs. N.Y. Jets, 12/12/19

MISSED POINT AFTER TOUCHDOWN ATTEMPT

Cody Parkey: 2-C.Parkey extra point is No Good, Wide Right, Center-47-C.Hughlett, Holder-7-J.Gillan. @ Cleveland, 12/14/20

Patrick Murray: 2-P.Murray extra point is Blocked (93-L.Guy), Center-47-C.Hughlett, Holder-4-B.Colquitt. DEFENSIVE TWO-POINT ATTEMPT. 36-T.Young recovered the blocked kick. ATTEMPT SUCCEEDS. @ Cleveland, 09/18/16

POINT AFTER TOUCHDOWN ATTEMPT BLOCKED

Justin Tucker: 9-J.Tucker extra point is Blocked (96-V.Taylor), Center-46-M.Cox, Holder-4-S.Koch. DEFENSIVE TWO-POINT ATTEMPT. 20-T.Thomas recovered the blocked kick. ATTEMPT FAILS. @ Cleveland, 12/14/20

10 YDs, Matt Stover: kicks outside 10 yards from BLT 30 to BLT 40. RECOVERED by BLT-E.Hartwell. vs. Green Bay, 10/14/01

SUCCESSFUL ONSIDE KICK

Johnathan Cyprien: 10-J.Scobee kicks outside 17 yards from JAX 35 to BLT 48. RECOVERED by JAX-37-J.Cyprien. vs. Jacksonville, 12/14/14

6 FG, Justin Tucker: (29, 24, 32, 49, 53, 61) @ Detroit, 12/16/13

SIX FIELD GOALS

6 FG, Kai Forbath: (52, 51, 43, 43, 34, 32) @ Minnesota, 10/22/17

5 FG, Justin Tucker: (48, 29, 48, 45, 39) vs. San Diego, 11/01/15

FIVE FIELD GOALS

6 FG, Kai Forbath: (52, 51, 43, 43, 34, 32) @ Minnesota, 10/22/17

4 FG, Justin Tucker: (32, 39, 47, 20) @ Houston, 09/20/20

FOUR FIELD GOALS

4 FG, Chris Boswell: (52, 43, 24, 46) @ Pittsburgh, 12/10/17

3 FG, Justin Tucker: (30, 27, 29) vs. Tennessee, 11/22/20

THREE FIELD GOALS

3 FG, Stephen Gostkowski: (40, 40, 22) vs. Tennessee, 11/22/20

61 YDs, Justin Tucker @ Detroit, 12/16/13

60+ YARD FIELD GOAL

* Never Has Happened *

73 yds, Sam Koch @ New Orleans, 11/24/14

70+ YARD PUNT

72 yds, Kevin Huber @ Cincinnati, 01/03/21

BY RAVENS

BY OPPONENT

TEAM/MISCELLANEOUS

525 YDs, Baltimore 525, Cincinnati 195 @ Cincinnati, 01/03/21

500 TOTAL YARDS OF OFFENSE

517 YDs, Kansas City 517, Baltimore 228 vs. Kansas City, 09/28/20

432 YDs, Baltimore 432, N.Y. Giants 269 vs. N.Y. Giants, 12/27/20

400 TOTAL YARDS OF OFFENSE

493 YDs, Cleveland 493, Baltimore 385 @ Cleveland, 12/14/20

THE LAST TIME IT HAPPENED

ST: (8:16) L.Jackson left end for 5 yards, TOUCHDOWN.ST: (11:20) (Shotgun) L.Jackson pass short right to M.Crabtree for 8 yards, TOUCHDOWN.DEF: (6:11) (No Huddle, Shotgun) D.Carr sacked at OAK 33 for -5 yards (M.Judon). FUMBLES (M.Judon) [M.Judon], RECOVERED by BLT-T.Suggs at OAK 43. T.Suggs for 43 yards, TOUCHDOWN. Suggs' 3rd career touchdown.OFF: (13:01) (Punt formation) J.Townsend punts 52 yards to BLT 30, Center-T.Sieg. C.Jones for 70 yards, TOUCHDOWN. vs. Oakland, 11/25/18

* Never Has Happened *

TOUCHDOWN ON OFFENSE, DEFENSE AND SPECIAL TEAMS

J.K. Dobbins: TWO-POINT CONVERSION ATTEMPT. 27-J.Dobbins rushes left end. ATTEMPT SUCCEEDS. @ Cleveland, 12/14/20

MADE TWO-POINT CONVERSION

Baker Mayfield: TWO-POINT CONVERSION ATTEMPT. 6-B.Mayfield pass to 11-D.Peoples-Jones is complete. ATTEMPT SUCCEEDS. Pass Deflected off 27-K. Hunt @ Cleveland, 12/14/20

Lamar Jackson/Lamar Jackson/Lamar Jackson: (Pass formation) TWO-POINT CONVERSION ATTEMPT. 8-L.Jackson rushes left end. ATTEMPT FAILS.TWO-POINT CONVERSION ATTEMPT. 8-L.Jackson rushes left end. ATTEMPT FAILS.(Pass formation) TWO-POINT CONVERSION ATTEMPT. 8-L.Jackson pass to 86-N.Boyle is incomplete. ATTEMPT FAILS. @ Kansas City, 09/22/19

FAILED TWO-POINT CONVERSION

Jalen Hurts/Carson Wentz: (Run formation) TWO-POINT CONVERSION ATTEMPT. 2-J.Hurts rushes up the middle. ATTEMPT FAILS.TWO-POINT CONVERSION ATTEMPT. 11-C.Wentz rushes left end. ATTEMPT FAILS. @ Philadelphia, 10/18/20

Baltimore 59, Miami 10 @ Miami, 09/08/19

50 POINTS

* Never Has Happened *

Baltimore 40, Jacksonville 14 vs. Jacksonville, 12/20/20

40 POINTS

Baltimore 47, Cleveland 42 @ Cleveland, 12/14/20

Baltimore 26, Pittsburgh 23 @ Pittsburgh, 10/06/19

OVERTIME WIN

Tennessee 30, Baltimore 24 vs. Tennessee, 11/22/20

Tennessee 30, Baltimore 24 vs. Tennessee, 11/22/20

OVERTIME LOSS

Baltimore 26, Pittsburgh 23 @ Pittsburgh, 10/06/19

Baltimore 10, Philadelphia 10 vs. Philadelphia, 11/16/97

OVERTIME TIE

Baltimore 10, Philadelphia 10 vs. Philadelphia, 11/16/97

0 to, Baltimore 47, Cleveland 42 @ Cleveland, 12/14/20

NO TURNOVERS

0 to, Baltimore 27, N.Y. Giants 13 vs. N.Y. Giants, 12/27/20

TEAM RECORD WHEN...

RAVENS 2020 REGULAR SEASON RECORD WHEN...

CATEGORY	2020 SEASON		ALL-TIME		CATEGORY	2020 SEASON		ALL-TIME	
	W-L-T		W-L-T			W-L-T		W-L-T	
OVERALL	11-5		225-174-1		IN SEPTEMBER	2-1		52-33	
HOME	5-3		138-61-1		IN OCTOBER	3-0		42-52	
RAVENS AT M&T BANK STADIUM	5-3		131-53		IN NOVEMBER	1-3		62-42-1	
RAVENS ON THE ROAD	6-2		87-113		IN DECEMBER	4-1		63-42	
RAVENS OUTDOORS	8-5		216-159-1		IN JANUARY	1-0		6-4	
RAVENS INDOORS	1-0		7-15						
RAVENS SCORE FIRST	7-4		155-58-1		ON SUNDAY NIGHT	0-1		15-13	
OPPONENT SCORES FIRST	4-1		70-116		ON THURSDAY NIGHT	0-0		8-5	
RAVENS SCORE ON FIRST POSSESSION	6-1		98-48		ON MONDAY NIGHT	1-1		14-12	
RAVENS SCORE 20 OR MORE POINTS	11-3		180-66		ON SATURDAY	0-0		4-1	
RAVENS SCORE 19 OR LESS POINTS	0-2		45-108-1		DAY GAMES	9-3		185-143-1	
RAVENS ALLOW 20 OR MORE	2-4		55-135		NIGHT GAMES	2-2		40-31	
RAVENS ALLOW 19 OR LESS POINTS	9-1		170-39-1						
RAVENS LEAD AFTER 1ST QUARTER	9-1		136-34-1		VS. AFC NORTH OVERALL	4-2		67-47	
RAVENS TRAIL AFTER 1ST QUARTER	0-2		43-97		VS. AFC NORTH AT HOME	2-1		39-18	
SCORE TIED AFTER 1ST QUARTER	2-2		46-43		VS. AFC NORTH ON THE ROAD	2-1		28-29	
RAVENS LEAD AT HALFTIME	10-2		176-34-1		VS. AFC	7-5		167-135	
RAVENS TRAIL AT HALFTIME	1-3		35-124		VS. AFC EAST	0-1		27-21	
SCORE TIED AT HALFTIME	0-0		14-16		VS. AFC SOUTH	3-1		22-18	
RAVENS LEAD AFTER 3RD QUARTER	11-1		191-29-1		VS. AFC WEST	0-1		25-21	
RAVENS TRAIL AFTER 3RD QUARTER	0-4		28-137						
SCORE TIED AFTER 3RD QUARTER	0-0		6-8		VS. NFC	4-0		58-39-1	
GAME GOES TO OVERTIME	0-1		13-14-1		VS. NFC EAST	4-0		17-9-1	
					VS. NFC SOUTH	0-0		12-8	
RAVENS HAVE + TURNOVER RATIO	7-0		140-24		VS. NFC NORTH	0-0		8-8	
RAVENS HAVE - TURNOVER RATIO	2-2		37-113-1		VS. NFC WEST	0-0		18-9	
TURNOVER RATIO EVEN	2-3		48-37						
RAVENS HAVE 30:00+TOP	6-3		162-60-1		RAVENS WEARING COLOR RUSH (ALL PURPLE)	1-0		5-0	
RAVENS HAVE LESS THAN 30:00 TOP	5-2		63-114		RAVENS WEARING BLACK JERSEYS W/ WHITE PANTS	0-2		7-5	
					RAVENS WEARING BLACK JERSEYS W/ BLACK PANTS	1-0		16-5	
RAVENS HAVE 100-YARD RUSHER	4-1		82-27-1		RAVENS WEARING BLACK JERSEYS W/ PURPLE PANTS	0-0		1-0	
RAVENS HAVE 300 NET PASSING YARDS	0-0		21-21						
RAVENS HAVE 300-YARD PASSER	0-0		26-26						
RAVENS HAVE 1 100-YARD RECEIVER	1-1		47-36						
RAVENS HAVE 2 100-YARD RECEIVERS	0-0		2-2						
RAVENS SCORE A KR TD	0-1		5-5						
RAVENS SCORE A PR TD	0-0		12-3						

REPLAY CHALLENGES

RAVENS

Date	Opp.	Initial Ruling	Ruling Challenged	Ruling
9/20	at Hou.	L. Jackson right tackle to BLT for 6 yards.	Short of the line to gain	Upheld
10/11	vs. Cin.	J. Burrow pass short right to J. Mixon to CIN 45 for 8 yards (L. Fort; D. Elliott).	First down	Reversed – third down at CIN 44
11/1	vs. Pit.	L. Jackson pass incomplete short left to M. Brown.	Incomplete pass	Upheld
11/8	at Ind.	P. Rivers pass incomplete deep right to M. Johnson (M. Peters).	Incomplete pass	Reversed – intercepted by M. Peters at 50
11/22	vs. Ten.	L. Jackson right end to BLT 45 for 8 yards (W. Compton).	Short of the line to gain	Upheld
1/3	at Cin.	B. Allen pass incomplete deep right to A. Green	Incomplete pass	Reversed – intercepted by C. Clark at BLT 4
TOTALS	3-for-6 (50.0%)			

OPPONENTS

Date	Opp.	Initial Ruling	Ruling Challenged	Ruling
12/2	at Pit.	B. Roethlisberger pass incomplete short right to J. Smith-Schuster (M. Humphrey) [T. Williams].	Incomplete pass	Reversed – third down at PIT 44
12/14	at Cle.	B. Mayfield pass incomplete deep left to R. Higgins.	Too many players on the field	Reversed – penalty on BLT Defense Too Many Men on Field, 5 yards
12/20	vs. Jax.	L. Jackson pass short middle to M. Andrews to BLT 35 for 7 yards (M. Jack).	First down	Reversed – fourth down at BLT 34
1/3	at Cin.	K. Huber punts 72 yards to end zone, Center-C.Harris, Touchback.	Touchback	Upheld
TOTALS	3-for-4 (75.0%)			

REPLAY ASSISTANT

Last two minutes of the half and overtime and any touchdown scoring play or turnover

Date	Opp.	Initial Ruling	Ruling Challenged	Ruling
9/13	vs. Cle.	L. Jackson pass short middle to M. Andrews for 5 yards.	Touchdown	Upheld
9/13	vs. Cle.	N. Chubb left guard to CLV 22 for 10 yards. FUMBLES, RECOVERED by L. Fort at CLV 20. L. Fort to CLV 20 for 2 yards.	Fumble	Upheld
9/20	at Hou.	D. Watson pass short right to K. Coutee to HST 23 for 6 yards (M. Humphrey). FUMBLES (M. Humphrey), RECOVERED by BLT-L. Fort at HST 22. L. Fort pushed ob at HST 1 for 21 yards (L. Tunsil).	Short of the goal line	Reversed – touchdown
10/18	at Phi.	C. Wentz pass short right to G. Ward ran ob at BLT 29 for 13 yards (M. Humphrey) [T. Bowser].	Pass completion	Upheld
10/18	at Phi.	C. Wentz up the middle to BLT 20 for no gain (C. Campbell; M Judon).	Short of the line to gain	Upheld
10/18	at Phi.	C. Wentz pass short intended for J. Arcega-Whiteside INTERCEPTED by D. Elliott [T. Bowser] at BLT 7. D. Elliott to BLT 7 for no gain.	Interception	Reversed – incomplete pass
11/1	vs. Pit.	L. Jackson pass short middle intended for M. Boykin INTERCEPTED by J. Haden at BLT 35. J. Haden to BLT 32 for 3 yards (M. Boykin).	Interception	Reversed – incomplete pass
11/22	vs. Ten.	L. Jackson pass short middle to P. Ricard for 7 yards, TOUCHDOWN.	Runner broke the plane	Reversed – runner did not break the plane
11/22	vs. Ten.	J. Dobbins left guard for 2 yards, TOUCHDOWN.	Runner broke the plane	Upheld
12/2	at Pit.	B. Snell left guard to BLT 44 for 1 yard (J. Ferguson). Official measurement.	First down	Upheld
12/14	at Cle.	B. Mayfield pass short left to K. Hunt for 22 yards, TOUCHDOWN.	Runner broke the plane	Upheld
TOTALS	7-for-11 (63.6%)			

HARBAUGH CAREER CHALLENGE TOTALS

REGULAR SEASON					POSTSEASON				
Year	No.	Reversed	Upheld	Pct.	Year	No.	Reversed	Upheld	Pct.
2008	7	3	4	42.8	2008	3	2	1	66.7
2009	11	6	5	54.5	2009	2	1	1	50.0
2010	9	1	8	11.1	2010	0	0	0	0.0
2011	12	8	4	66.7	2011	1	0	1	0.0
2012	6	3	3	50.0	2012	1	0	1	0.0
2013	12	7	5	58.3	2013	–	–	–	–
2014	8	1	7	12.5	2014	1	1	0	100.0
2015	8	3	5	37.5	2015	–	–	–	–
2016	5	2	3	40.0	2016	–	–	–	–
2017	9	5	4	55.6	2017	–	–	–	–
2018	6	3	3	50.0	2018	1	1	0	100.0
2019	6	0	6	0.0	2019	–	–	–	–
2020	6	3	3	50.0	2020	–	–	–	–
Total	105	45	60	42.8	Total	9	5	4	55.6



GAME 1: BROWNS 6, RAVENS 38

Cleveland (0-1) • Baltimore (1-0)

Sunday, September 13, 2020 • 1:00 PM EDT • M&T Bank Stadium • Baltimore

Partly Cloudy Temp: 76° F, Humidity: 72%, Wind: 5 mph • Attendance: 0 • Time: 3:01



Cleveland Browns	6	0	0	0	—	6
Baltimore Ravens	10	14	7	7	—	38

SCORING DRIVES

TEAM	QTR	TIME	SCORING PLAY	CLE	BAL
Ravens	1	07:41	M.Andrews 5 yd. pass from L.Jackson (J.Tucker kick) (8-49, 4:38)	0	7
Ravens	1	04:38	J.Tucker 41 yd. Field Goal (4-3, 1:30)	0	10
Browns	1	01:41	D.Njoku 1 yd. pass from B.Mayfield (kick failed, hlu) (6-75, 2:57)	6	10
Ravens	2	02:53	J.Dobbins 3 yd. run (J.Tucker kick) (10-99, 5:48)	6	17
Ravens	2	00:06	M.Andrews 9 yd. pass from L.Jackson (J.Tucker kick) (7-69, 0:35)	6	24
Ravens	3	07:48	W.Snead 19 yd. pass from L.Jackson (J.Tucker kick) (6-50, 3:23)	6	31
Ravens	4	13:00	J.Dobbins 2 yd. run (J.Tucker kick) (4-20, 2:00)	6	38

CLEVELAND BROWNS (HEAD COACH: KEVIN STEFANSKI)

OFFENSE		DEFENSE	
WR 13	O. Beckham Jr.	DE 95	M. Garrett
WR 80	J. Landry	DE 54	O. Vernon
G 75	J. Bitonio	DT 65	L. Ogunjobi
G 77	W. Teller	DT 98	S. Richardson
C 64	J. Tretter	LB 93	B. Goodson
TE 88	H. Bryant	LB 50	J. Phillips
TE 81	A. Hooper	LB 44	S. Taktaki
T 78	J. Conklin	CB 39	J. Mitchell
T 71	J. Willis Jr.	CB 21	D. Ward
QB 6	B. Mayfield	FS 23	A. Sendejo
RB 24	N. Chubb	SS 42	K. Joseph

BALTIMORE RAVENS (HEAD COACH: JOHN HARBAUGH)

OFFENSE		DEFENSE	
WR 83	W. Snead IV	DT 93	C. Campbell
WR 80	M. Boykin	NT 98	B. Williams
LT 79	R. Stanley	DE 95	D. Wolfe
LG 77	B. Bozeman	RUSH 90	P. McPhee
C 68	M. Skura	MLB 48	P. Queen
RG 74	T. Phillips	WLB 40	M. Harrison
RT 78	O. Brown Jr.	SAM 99	M. Judon
TE 86	N. Boyle	LCB 44	M. Humphrey
QB 8	L. Jackson	SS 36	C. Clark
FB 42	P. Ricard	FS 32	D. Elliott
RB 21	M. Ingram II	RCB 24	M. Peters

OFFICIALS: Referee: Ronald Torbert (62), Umpire: Mark Pellis (131), Down Judge: Patrick Holt (106), Line Judge: Jim Mello (48), Field Judge: James Coleman (95), Side Judge: Jonah Monroe (120), Back Judge: Greg Yette (38), Replay Official: Saleem Choudhry

CLEVELAND BROWNS

PASSING	ATT	CP	YDS	SK/YD	TD	LG	INT	RTG
Baker Mayfield	39	21	189	2/21	1	28	1	65.0
TOTAL	39	21	189	2/21	1	28	1	65.0

RUSHING	ATT	YDS	AVG	LG	TD
Kareem Hunt	13	72	5.5	22	0
Nick Chubb	10	60	6.0	29	0
D'Ernest Johnson	1	5	5.0	5	0
Baker Mayfield	2	3	1.5	4	0
Jamie Gillan	1	-2	-2.0	-2	0
TOTAL	27	138	5.1	29	0

RECEIVING	NO	YDS	AVG	LG	TD
Jarvis Landry	5	61	12.2	20	0
Kareem Hunt	4	9	2.3	8	0
David Njoku	3	50	16.7	28	1
Odell Beckham Jr.	3	22	7.3	16	0
Austin Hooper	2	15	7.5	9	0
Khadarel Hodge	1	12	12.0	12	0
Rashard Higgins	1	9	9.0	9	0
Nick Chubb	1	6	6.0	6	0
Harrison Bryant	1	5	5.0	5	0
TOTAL	21	189	9.0	28	1

TOP DEFENSE	TOT	SOLO	AST	SCK	YDS	INT
B.J. Goodson	9	5	4	0.0	0.0	0
Sione Takitaki	7	5	2	0.0	0.0	0
Karl Joseph	5	3	2	0.0	0.0	0

FIELD GOALS	FGM/FGA	PERCENT	RESULTS
Austin Seibert	0-1	0.0	41WR
TOTAL	0-1	0.0	

GAME HIGHLIGHTS

- Under **John Harbaugh**, the Ravens are 10-3 on Kickoff Weekend.
- On Kickoff Weekend during the Harbaugh Era (since 2008), the Ravens have outscored opponents 377-180.
- Baltimore became the first team in NFL history to win three-straight season openers by 30-or-more points (+32 today, +49 in 2019 at Miami and +44 in 2018 vs. Buffalo).
- In his past two season openers, **QB Lamar Jackson** is 37-of-45 (82.2%) passing for 599 yards, 8 TDs, 0 INTs and a perfect 158.3 rating. (Last year at Miami, he had 324 yards and 5 TDs passing.)
- First-round draft pick **LB Patrick Queen** (21 years, 1 month) became the second-youngest Raven ever to start a game. Only RB Jamal Lewis (21 years, 18 days) was younger, doing so in 2000.
- Second-round draft pick **RB J.K. Dobbins** became the first Ravens rookie to tally 2 rushing TDs in his NFL debut.

BALTIMORE RAVENS

PASSING	ATT	CP	YDS	SK/YD	TD	LG	INT	RTG
Lamar Jackson	25	20	275	2/14	3	47	0	152.1
Robert Griffin III	1	1	9	0/0	0	9	0	104.2
TOTAL	26	21	284	2/14	3	47	0	150.6

RUSHING	ATT	YDS	AVG	LG	TD
Lamar Jackson	7	45	6.4	16	0
Mark Ingram II	10	29	2.9	8	0
J.K. Dobbins	7	22	3.1	12	2
Gus Edwards	4	17	4.3	13	0
Patrick Ricard	1	-1	-1.0	-1	0
Robert Griffin III	1	-1	-1.0	-1	0
TOTAL	30	111	3.7	16	2

RECEIVING	NO	YDS	AVG	LG	TD
Marquise Brown	5	101	20.2	47	0
Mark Andrews	5	58	11.6	21	2
Willie Snead IV	4	64	16.0	20	1
Miles Boykin	3	37	12.3	25	0
Nick Boyle	2	3	1.5	4	0
Devin Duvernay	1	12	12.0	12	0
Patrick Ricard	1	9	9.0	9	0
TOTAL	21	284	13.5	47	3

TOP DEFENSE	TOT	SOLO	AST	SCK	YDS	INT
Patrick Queen	8	4	4	1.0	7.0	0
Chuck Clark	6	4	2	0.0	0.0	0
Jihad Ward	6	1	5	0.0	0.0	0

FIELD GOALS	FGM/FGA	PERCENT	RESULTS
Justin Tucker	1-1	100.0	(41)
TOTAL	1-1	100.0	

TEAM STATISTICS

	BROWNS	RAVENS
First Downs	20	23
3rd Down Eff. (Made/Att/Pct)	3/12/25%	6/11/55%
4th Down Eff. (Made/Att/Pct)	0/3/0%	0/0/0%
Total Net Yards	306	381
Total Plays	68	58
Yards Per Play	4.5	6.6
Rushes/Net Yards	27/138	30/111
Net Passing	168	270
Pass Attempts/Completions	39/21	26/21
Had Intercepted	1	0
Sacked/Yards Lost	2/21	2/14
Punts/Average	3/45.7	3/41.7
Penalties/Yards	8/80	7/66
Fumbles/Lost	3/2	2/1
Possession Time	30:02	29:58



GAME 2: RAVENS 33, TEXANS 16

Baltimore (2-0) • Houston (0-2)

Sunday, September 20, 2020 • 4:25 PM EDT • NRG Stadium • Houston

Indoors • Attendance: 0 • Time: 2:55



Baltimore Ravens	3	17	3	10	—	33
Houston Texans	0	10	0	6	—	16

SCORING DRIVES

TEAM	QTR	TIME	SCORING PLAY	BAL	HOU
Ravens	1	01:14	J.Tucker 32 yd. Field Goal (12-73, 6:57)	3	0
Ravens	2	12:55	P.Ricard 1 yd. pass from L.Jackson (J.Tucker kick) (4-34, 2:05)	10	0
Texans	2	09:45	D.Fells 10 yd. pass from D.Watson (K.Fairbairn kick) (7-75, 3:10)	10	7
Ravens	2	05:31	J.Tucker 39 yd. Field Goal (9-58, 4:14)	13	7
Ravens	2	05:26	L.Fort 22 yd. fumble return (J.Tucker kick)	20	7
Texans	2	00:00	K.Fairbairn 44 yd. Field Goal (7-63, 1:06)	20	10
Ravens	3	06:24	J.Tucker 47 yd. Field Goal (14-60, 8:36)	23	10
Texans	4	14:47	K.Fairbairn 35 yd. Field Goal (14-58, 6:37)	23	13
Ravens	4	11:58	M.Ingram 30 yd. run (J.Tucker kick) (6-75, 2:49)	30	13
Texans	4	08:13	K.Fairbairn 45 yd. Field Goal (10-49, 3:45)	30	16
Ravens	4	03:44	J.Tucker 20 yd. Field Goal (13-71, 4:29)	33	16

HOUSTON TEXANS (HEAD COACH: BILL O'BRIEN)

OFFENSE			DEFENSE		
WR	15	W. Fuller V	DE	99	J. Watt
LT	78	L. Tunsil	DT	92	B. Dunn
LG	74	M. Scharping	DE	96	P. Hall
C	66	N. Martin	LB	59	W. Mercilus
RG	73	Z. Fulton	LB	41	Z. Cunningham
RT	71	T. Howard	LB	55	B. McKinney
TE	88	J. Akins	CB	21	B. Roby
TE	87	D. Fells	CB	26	V. Hargreaves III
QB	4	D. Watson	S	20	J. Reid
RB	31	D. Johnson	S	23	E. Murray
WR	13	B. Cooks	S	33	A. Moore Jr.

BALTIMORE RAVENS (HEAD COACH: JOHN HARBAUGH)

OFFENSE			DEFENSE		
WR	80	M. Boykin	DT	93	C. Campbell
WR	83	W. Snead IV	NT	98	B. Williams
LT	79	R. Stanley	RUSH	90	P. McPhee
LG	77	B. Bozeman	MLB	48	P. Queen
C	68	M. Skura	WLB	58	L. Fort
RG	74	T. Phillips	SAM	99	M. Judon
RT	78	O. Brown Jr.	LCB	44	M. Humphrey
TE	86	N. Boyle	SS	36	C. Clark
QB	8	L. Jackson	FS	32	D. Elliott
RB	21	M. Ingram II	RCB	24	M. Peters
WR	15	M. Brown	DB	41	A. Levine Sr.

OFFICIALS: Referee: Tony Corrente (99), Umpire: Tab Slaughter (110), Down Judge: Jerry Bergman (91), Down Judge: David Oliver (24), Field Judge: Mearl Robinson (31), Side Judge: Anthony Flemming (90), Back Judge: Todd Prukop (30), Replay Official: Tyler Cerimeli, Replay Assistant: Marvin LeBlanc

BALTIMORE RAVENS

PASSING	ATT	CP	YDS	SK/YD	TD	LG	INT	RTG
Lamar Jackson	24	18	204	4/27	1	29	0	113.9
TOTAL	24	18	204	4/27	1	29	0	113.9

RUSHING	ATT	YDS	AVG	LG	TD
Gus Edwards	10	73	7.3	22	0
Mark Ingram II	9	55	6.1	30t	1
Lamar Jackson	16	54	3.4	14	0
J.K. Dobbins	2	48	24.0	44	0
TOTAL	37	230	6.2	44	1

RECEIVING	NO	YDS	AVG	LG	TD
Marquise Brown	5	42	8.4	25	0
Miles Boykin	4	38	9.5	14	0
Willie Snead IV	2	29	14.5	22	0
Mark Ingram II	2	22	11.0	18	0
Mark Andrews	1	29	29.0	29	0
Devin Duvernay	1	19	19.0	19	0
J.K. Dobbins	1	13	13.0	13	0
Nick Boyle	1	11	11.0	11	0
Patrick Ricard	1	1	1.0	1t	1
TOTAL	18	204	11.3	29	1

TOP DEFENSE	TOT	SOLO	AST	SCK	YDS	INT
Patrick Queen	9	7	2	0.0	0.0	0
Marlon Humphrey	7	6	1	0.5	0.5	0
Chuck Clark	6	4	2	0.5	4.0	0

FIELD GOALS	FGM/FGA	PERCENT	RESULTS
Justin Tucker	4-4	100.0	(32, 39, 47, 20)
TOTAL	4-4	100.0	

GAME HIGHLIGHTS

- The Ravens won their 14-straight regular season game. Not since Carolina (18-straight during the 2014-15 seasons) has an NFL team won as many regular season games in a row. Baltimore also captured its seventh-straight road victory dating back to 2019.
- Baltimore closed out the win in Houston with 17-straight rushes and held the ball for 9:41 in the fourth quarter.
- With 203 rushing yards (including 186 in the second half), the Ravens surpassed the 200-ground mark for the 26th time under **John Harbaugh**. Baltimore is 24-2 when tallying at least 200 under "Harbs."
- QB Lamar Jackson** reached 2,000 rushing yards for his career, doing so in just 33 games. He became the fastest quarterback ever to reach the 2,000 mark, surpassing Michael Vick's record of 39 games.
- LB L.J. Fort's** FR-TD (set up by **CB Marlon Humphrey's** FF), marked Baltimore's NFL-best 10th defensive TD since the 2018 season.

HOUSTON TEXANS

PASSING	ATT	CP	YDS	SK/YD	TD	LG	INT	RTG
Deshaun Watson	36	25	275	4/22	1	38	1	89.5
TOTAL	36	25	275	4/22	1	38	1	89.5

RUSHING	ATT	YDS	AVG	LG	TD
David Johnson	11	34	3.1	9	0
Deshaun Watson	5	17	3.4	8	0
Will Fuller V	1	0	0.0	0	0
TOTAL	17	51	3.0	9	0

RECEIVING	NO	YDS	AVG	LG	TD
Jordan Akins	7	55	7.9	12	0
Brandin Cooks	5	95	19.0	38	0
Randall Cobb	5	59	11.8	23	0
Darren Fells	2	23	11.5	13	1
David Johnson	2	16	8.0	9	0
Kenny Stills	2	16	8.0	13	0
Keke Coutee	2	11	5.5	6	0
TOTAL	25	275	11.0	38	1

TOP DEFENSE	TOT	SOLO	AST	SCK	YDS	INT
Zach Cunningham	15	11	4	1.0	8.0	0
Benardrick McKinney	10	3	7	0.0	0.0	0
Justin Reid	10	8	2	0.0	0.0	0

FIELD GOALS	FGM/FGA	PERCENT	RESULTS
Ka'imi Fairbairn	3-3	100.0	(44, 35, 45)
TOTAL	3-3	100.0	

TEAM STATISTICS

	RAVENS	TEXANS
First Downs	23	18
3rd Down Eff. (Made/Att/Pct)	5/14/36%	3/9/33%
4th Down Eff. (Made/Att/Pct)	2/2/100%	0/1/0%
Total Net Yards	407	304
Total Plays	65	57
Yards Per Play	6.3	5.3
Rushes/Net Yards	37/230	17/51
Net Passing	177	253
Pass Attempts/Completions	24/18	36/25
Had Intercepted	0	1
Sacked/Yards Lost	4/27	4/22
Punts/Average	2/47.0	3/46.7
Penalties/Yards	3/21	4/22
Fumbles/Lost	0/0	1/1
Possession Time	34:51	25:09



GAME 3: CHIEFS 34, RAVENS 20

Kansas City (3-0) • Baltimore (2-1)

Monday, September 28, 2020 • 8:15 PM EDT • M&T Bank Stadium • Baltimore
Mostly Cloudy Temp: 73° F, Humidity: 84%, Wind: SSE 8 mph • Attendance: 0 • Time: 2:58



Kansas City Chiefs	6	21	0	7	—	34
Baltimore Ravens	3	7	3	7	—	20

SCORING DRIVES

TEAM	QTR	TIME	SCORING PLAY	KC	BAL
Ravens	1	09:20	J.Tucker 26 yd. Field Goal (11-67, 5:40)	0	3
Chiefs	1	06:43	P.Mahomes 3 yd. run (kick failed, wl) (6-75, 2:37)	6	3
Chiefs	2	12:52	A.Sherman 5 yd. pass from P.Mahomes (H.Butker kick) (13-68, 6:20)	13	3
Ravens	2	12:40	D.Duvernay 93 yd. kickoff return (J.Tucker kick) (0-0, 0:12)	13	10
Chiefs	2	06:40	T.Hill 20 yd. pass from P.Mahomes (H.Butker kick) (6-73, 3:26)	20	10
Chiefs	2	01:48	M.Hardman 49 yd. pass from P.Mahomes (H.Butker kick) (7-84, 2:51)	27	10
Ravens	3	06:13	J.Tucker 42 yd. Field Goal (12-55, 6:43)	27	13
Ravens	4	14:55	N.Boyle 5 yd. pass from L.Jackson (J.Tucker kick) (6-49, 3:02)	27	20
Chiefs	4	08:14	E.Fisher 2 yd. pass from P.Mahomes (H.Butker kick) (13-75, 6:41)	34	20

KANSAS CITY CHIEFS (HEAD COACH: ANDY REID)

OFFENSE		DEFENSE	
WR 10	T. Hill	LDE 92	T. Kpassagnon
WR 14	S. Watkins	LDT 91	D. Nnadi
LT 72	E. Fisher	RDT 95	C. Jones
LG 70	K. Osemele	RDE 55	F. Clark
C 62	A. Reiter	LB 53	A. Hitchens
RG 75	M. Remmers	LB 54	D. Wilson
RT 71	M. Schwartz	LB 56	B. Niemann
TE 87	T. Kelce	LCB 38	L. Sneed
QB 15	P. Mahomes	RCB 27	R. Fenton
RB 25	C. Edwards-Helaire	FS 22	J. Thornhill
TE 48	N. Keizer	SS 32	T. Mathieu

BALTIMORE RAVENS (HEAD COACH: JOHN HARBAUGH)

OFFENSE		DEFENSE	
WR 83	W. Snead IV	DT 93	C. Campbell
LT 79	R. Stanley	NT 98	B. Williams
LG 77	B. Bozeman	RUSH 90	P. McPhee
C 68	M. Skura	MLB 48	P. Queen
RG 74	T. Phillips	WLB 58	L. Fort
RT 78	O. Brown Jr.	SAM 99	M. Judon
TE 86	N. Boyle	LCB 24	M. Peters
QB 8	L. Jackson	SS 36	C. Clark
FB 42	P. Ricard	FS 32	D. Elliott
RB 21	M. Ingram II	RCB 22	J. Smith
WR 15	M. Brown	DB 44	M. Humphrey

OFFICIALS: Referee: John Hussey (35), **Back Judge:** Greg Steed (12), **Umpire:** Roy Ellison (81), **Field Judge:** Steve Zimmer (33), **Line Judge:** Mark Steinkerchner (84), **Replay Official:** Kevin Stine, **Side Judge:** Allen Baynes (56), **Down Judge:** Brian Bolinger (40)

KANSAS CITY CHIEFS

PASSING	ATT	CP	YDS	SK/YD	TD	LG	INT	RTG
Patrick Mahomes	42	31	385	0/0	4	49	0	133.5
TOTAL	42	31	385	0/0	4	49	0	133.5

RUSHING	ATT	YDS	AVG	LG	TD
Clyde Edwards-Helaire	20	64	3.2	16	0
Patrick Mahomes	4	26	6.5	12	1
Tyreek Hill	2	25	12.5	22	0
Darwin Thompson	2	11	5.5	10	0
Darrel Williams	2	6	3.0	6	0
Anthony Sherman	1	0	0.0	0	0
TOTAL	31	132	4.3	22	1

RECEIVING	NO	YDS	AVG	LG	TD
Sammy Watkins	7	62	8.9	15	0
Travis Kelce	6	87	14.5	29	0
Tyreek Hill	5	77	15.4	33	1
Clyde Edwards-Helaire	5	70	14.0	24	0
Mecole Hardman	4	81	20.3	49t	1
Darrel Williams	2	1	0.5	5	0
Anthony Sherman	1	5	5.0	5t	1
Eric Fisher	1	2	2.0	2t	1
TOTAL	31	385	12.4	49T	4

TOP DEFENSE	TOT	SOLO	AST	SCK	YDS	INT
Juan Thornhill	6	5	1	0.0	0.0	0
Anthony Hitchens	5	0	5	0.0	0.0	0
Chris Jones	5	3	2	2.0	9.0	0

FIELD GOALS	FGM/FGA	PERCENT	RESULTS
Harrison Butker	0-1	0.0	42WL
TOTAL	0-1	0.0	

BALTIMORE RAVENS

PASSING	ATT	CP	YDS	SK/YD	TD	LG	INT	RTG
Lamar Jackson	28	15	97	4/27	1	19	0	73.1
TOTAL	28	15	97	4/27	1	19	0	73.1

RUSHING	ATT	YDS	AVG	LG	TD
Lamar Jackson	9	83	9.2	30	0
Gus Edwards	4	39	9.8	24	0
Mark Ingram II	7	30	4.3	11	0
J.K. Dobbins	1	6	6.0	6	0
TOTAL	21	158	7.5	30	0

RECEIVING	NO	YDS	AVG	LG	TD
J.K. Dobbins	4	38	9.5	19	0
Mark Andrews	3	22	7.3	13	0
Marquise Brown	2	13	6.5	7	0
Devin Duvernay	2	7	3.5	7	0
Willie Snead IV	2	4	2.0	4	0
Miles Boykin	1	8	8.0	8	0
Nick Boyle	1	5	5.0	5t	1
TOTAL	15	97	6.5	19	1

TOP DEFENSE	TOT	SOLO	AST	SCK	YDS	INT
Chuck Clark	10	6	4	0.0	0.0	0
Brandon Williams	7	7	0	0.0	0.0	0
Derek Wolfe	6	1	5	0.0	0.0	0

FIELD GOALS	FGM/FGA	PERCENT	RESULTS
Justin Tucker	2-2	100.0	(26, 42)
TOTAL	2-2	100.0	

GAME HIGHLIGHTS

- Kansas City snapped Baltimore's 14-game winning streak in regular season play. Prior to facing the Chiefs, the Ravens had not lost in the regular season since Week 4 of 2019.
- The Ravens finished with a 7.5 yards-per-carry average, which is the third-highest single-game clip in franchise history (8.37 vs. Cle. on 9/14/03 & 7.7 vs. Det. on 12/13/09).
- With 83 rushing yards, **QB Lamar Jackson** passed Cam Newton for the most rushing yards ever by a QB in his first three NFL seasons: Lamar Jackson – 2,083; Cam Newton – 2,032; Russell Wilson – 1,877; Robert Griffin – 1,480.
- Rookie **WR Devin Duvernay** produced a 93-yard KOR-TD in the second quarter. It marked the NFL's first KOR-TD of 2020 and was the Ravens' sixth KOR-TD since 2011. Only the Vikings (7) have more KOR-TDs since '11.
- Duvernay became the fifth rookie in Ravens history to return a kickoff for a TD: Patrick Johnson (1998), Yamon Figurs (2007), Lardarius Webb (2009) and David Reed (2010).

TEAM STATISTICS

	CHIEFS	RAVENS
First Downs	29	16
3rd Down Eff. (Made/Att/Pct)	10/13/77%	3/9/33%
4th Down Eff. (Made/Att/Pct)	0/2/0%	0/1/0%
Total Net Yards	517	228
Total Plays	73	53
Yards Per Play	7.1	4.3
Rushes/Net Yards	31/132	21/158
Net Passing	385	70
Pass Attempts/Completions	42/31	28/15
Had Intercepted	0	0
Sacked/Yards Lost	0/0	4/27
Punts/Average	1/58.0	3/49.0
Penalties/Yards	6/38	6/45
Fumbles/Lost	1/1	3/1
Possession Time	33:56	26:04



GAME 4: RAVENS 31, WASHINGTON 17

Baltimore (3-1) • Washington (1-3)

Sunday, October 4, 2020 • 1:00 PM EDT • FedExField • Washington
Sunny Temp: 65° F, Humidity: 45%, Wind: NE 5 mph • Attendance: 0 • Time: 2:50



Baltimore Ravens	7	14	7	3	—	31
Washington	0	10	0	7	—	17

SCORING DRIVES

TEAM	QTR	TIME	SCORING PLAY	BAL	WAS
Ravens	1	02:09	M.Ingram 1 yd. run (J.Tucker kick) (2-34, 0:42)	7	0
Ravens	2	09:56	L.Jackson 50 yd. run (J.Tucker kick) (3-56, 1:30)	14	0
Washington	2	04:41	A.Gibson 2 yd. run (D.Hopkins kick) (10-75, 5:15)	14	7
Ravens	2	01:49	M.Andrews 25 yd. pass from L.Jackson (J.Tucker kick) (8-75, 2:52)	21	7
Washington	2	00:00	D.Hopkins 43 yd. Field Goal (3-12, 0:31)	21	10
Ravens	3	08:42	M.Andrews 22 yd. pass from L.Jackson (J.Tucker kick) (10-75, 6:18)	28	10
Ravens	4	05:16	J.Tucker 46 yd. Field Goal (10-64, 6:19)	31	10
Washington	4	02:05	D.Haskins 1 yd. run (D.Hopkins kick) (4-42, 1:24)	31	17

WASHINGTON (HEAD COACH: RON RIVERA)

OFFENSE		DEFENSE	
WR 80	D. Inman	DL 91	R. Kerrigan
WR 17	T. McLaurin	DL 94	D. Payne
WR 83	I. Wright	DL 93	J. Allen
G 67	W. Martin	DL 90	M. Sweat
G 71	W. Schweitzer	LB 53	J. Bostic
C 73	C. Roullier	LB 54	K. Pierre-Louis
TE 82	L. Thomas	CB 23	R. Darby
T 74	G. Christian Sr.	CB 29	K. Fuller
T 76	M. Moses	S 30	T. Apke
QB 7	D. Haskins Jr.	S 26	L. Collins
RB 41	J. McKissic	S 31	K. Curi

BALTIMORE RAVENS (HEAD COACH: JOHN HARBAUGH)

OFFENSE		DEFENSE	
WR 80	M. Boykin	DT 93	C. Campbell
LT 78	O. Brown Jr.	NT 98	B. Williams
LG 77	B. Bozeman	RUSH 90	P. McPhee
C 68	M. Skura	MLB 48	P. Queen
RG 74	T. Phillips	WLB 58	L. Fort
RT 70	D. Fluker	SAM 99	M. Judon
TE 89	M. Andrews	LCB 24	M. Peters
TE 86	N. Boyle	SS 36	C. Clark
QB 8	L. Jackson	FS 32	D. Elliott
RB 21	M. Ingram II	RCB 23	A. Averett
WR 15	M. Brown	DB 44	M. Humphrey

OFFICIALS: Referee: Adrian Hill (29), Umpire: Paul King (121), Down Judge: Ed Camp (134), Side Judge: Keith Washington (7), Back Judge: Greg Steed (12), Line Judge: Kevin Codey (16), Field Judge: Dominique Pender (114), Replay Official: Mike Wimmer, Replay Assistant: Desiree Abrams

BALTIMORE RAVENS

PASSING	ATT	CP	YDS	SK/YD	TD	LG	INT	RTG
Lamar Jackson	21	14	193	1/2	2	33	1	107.8
Sam Koch	1	1	15	0/0	0	15	0	118.8
Robert Griffin III	1	0	0	0/0	0	0	1	0.0
TOTAL	23	15	208	1/2	2	33	2	86.9

RUSHING	ATT	YDS	AVG	LG	TD
Lamar Jackson	7	53	7.6	50t	1
Gus Edwards	9	38	4.2	13	0
Mark Ingram II	8	34	4.3	8	1
J.K. Dobbins	5	16	3.2	14	0
Robert Griffin III	3	3	1.0	5	0
TOTAL	32	144	4.5	50T	2

RECEIVING	NO	YDS	AVG	LG	TD
Marquise Brown	4	86	21.5	33	0
Mark Andrews	3	57	19.0	25t	2
Miles Boykin	2	28	14.0	15	0
Willie Snead IV	2	20	10.0	10	0
Nick Boyle	1	9	9.0	9	0
Devin Duvernay	1	4	4.0	4	0
Mark Ingram II	1	3	3.0	3	0
J.K. Dobbins	1	1	1.0	1	0
TOTAL	15	208	13.9	33	2

TOP DEFENSE	TOT	SOLO	AST	SCK	YDS	INT
Patrick Queen	12	9	3	0.0	0.0	0
Marlon Humphrey	9	8	1	0.0	0.0	0
Chuck Clark	6	3	3	0.0	0.0	0

FIELD GOALS	FGM/FGA	PERCENT	RESULTS
Justin Tucker	1-1	100.0	(46)
TOTAL	1-1	100.0	

WASHINGTON

PASSING	ATT	CP	YDS	SK/YD	TD	LG	INT	RTG
Dwayne Haskins Jr.	45	32	314	3/40	0	40	0	90.4
TOTAL	45	32	314	3/40	0	40	0	90.4

RUSHING	ATT	YDS	AVG	LG	TD
Antonio Gibson	13	46	3.5	10	1
Isaiah Wright	1	9	9.0	9	0
J.D. McKissic	2	6	3.0	5	0
Peyton Barber	3	5	1.7	3	0
Dwayne Haskins Jr.	3	3	1.0	2	1
TOTAL	22	69	3.1	10	2

RECEIVING	NO	YDS	AVG	LG	TD
Terry McLaurin	10	118	11.8	39	0
J.D. McKissic	7	40	5.7	12	0
Antonio Gibson	4	82	20.5	40	0
Dontrelle Inman	4	29	7.3	13	0
Isaiah Wright	4	20	5.0	11	0
Cam Sims	2	17	8.5	9	0
Logan Thomas	1	8	8.0	8	0
TOTAL	32	314	9.8	40	0

TOP DEFENSE	TOT	SOLO	AST	SCK	YDS	INT
Jon Bostic	14	6	8	0.0	0.0	0
Landon Collins	8	4	4	0.0	0.0	0
Kevin Pierre-Louis	6	4	2	0.0	0.0	0

FIELD GOALS	FGM/FGA	PERCENT	RESULTS
Dustin Hopkins	1-2	50.0	54LU (43)
TOTAL	1-2	50.0	

GAME HIGHLIGHTS

- The Ravens won their eighth-straight away game, marking the NFL's longest active streak. Baltimore has scored 33.6 ppg and allowed 15.4 ppg in these victories. **QB Lamar Jackson** has thrown 18 TDs and just 5 INTs in these eight road wins, producing a 112.7 passer rating.
- The Ravens successfully converted a fourth-and-9 fake punt in the second quarter when P Sam Koch connected with **WR Miles Boykin** for a 15-yard gain. (This led to a TD catch by TE Mark Andrews later on the drive.) Koch, who is now 7-of-7 passing for 82 yards and a 115.5 career passer rating.
- QB Lamar Jackson** became the fastest QB in league history (35 games) to reach 5,000 passing yards and 2,000 rushing yards. Additionally, Jackson's 50-yard TD run was the longest rushing score by a QB in the last five seasons. (Marcus Mariota – 87 yards in 2015 – was the last with a longer one.)
- With **CB Marlon Humphrey's** FF and subsequent FR by **CB Marcus Peters**, the Ravens forced a turnover in their 17th-consecutive game, marking the second-longest stretch in team history.

TEAM STATISTICS

	RAVENS	WASHINGTON
First Downs	18	24
3rd Down Eff. (Made/Att/Pct)	5/11/45%	4/13/31%
4th Down Eff. (Made/Att/Pct)	2/2/100%	2/3/67%
Total Net Yards	350	343
Total Plays	56	70
Yards Per Play	6.3	4.9
Rushes/Net Yards	32/144	22/69
Net Passing	206	274
Pass Attempts/Completions	23/15	45/32
Had Intercepted	2	0
Sacked/Yards Lost	1/2	3/40
Punts/Average	3/47.0	5/45.8
Penalties/Yards	5/30	2/20
Fumbles/Lost	0/0	1/1
Possession Time	29:22	30:38



GAME 5: BENGALS 3, RAVENS 27

Cincinnati (1-3-1) • Baltimore (4-1)

Sunday, October 11, 2020 • 1:00 PM EDT • M&T Bank Stadium • Baltimore

Cloudy Temp: 69° F, Humidity: 92%, Wind: ESE 3 mph • Attendance: 0 • Time: 2:57



Cincinnati Bengals	0	0	0	3	—	3
Baltimore Ravens	10	7	3	7	—	27

SCORING DRIVES

TEAM	QTR	TIME	SCORING PLAY	CIN	BAL
Ravens	1	10:40	J.Tucker 46 yd. Field Goal (6-52, 2:07)	0	3
Ravens	1	00:40	M.Andrews 5 yd. pass from L.Jackson (J.Tucker kick) (15-62, 7:19)	0	10
Ravens	2	14:56	M.Brown 2 yd. pass from L.Jackson (J.Tucker kick) (2-31, 0:24)	0	17
Ravens	3	02:36	J.Tucker 39 yd. Field Goal (7-44, 3:32)	0	20
Ravens	4	08:21	P.Queen 53 yd. fumble return (J.Tucker kick)	0	27
Bengals	4	00:32	R.Bullock 38 yd. Field Goal (14-55, 7:49)	3	27

CINCINNATI BENGALS (HEAD COACH: ZAC TAYLOR)

OFFENSE			DEFENSE		
WR	83	T. Boyd	DE	94	S. Hubbard
WR	18	A. Green	DE	58	C. Lawson
WR	85	T. Higgins	DT	99	C. Covington
G	60	M. Jordan	DT	98	D. Reader
G	62	A. Redmond	LB	56	J. Bynes
C	66	T. Hopkins	LB	59	A. Davis-Gaither
OT	68	B. Hart	LB	57	G. Pratt
OT	73	J. Williams	CB	22	W. Jackson III
TE	89	D. Sample	CB	38	L. Sims
QB	9	J. Burrow	S	30	J. Bates III
HB	28	J. Mixon	S	24	V. Bell

BALTIMORE RAVENS (HEAD COACH: JOHN HARBAUGH)

OFFENSE			DEFENSE		
WR	83	W. Snead IV	DT	93	C. Campbell
LT	79	R. Stanley	NT	98	B. Williams
LG	77	B. Bozeman	RUSH	90	P. McPhee
C	68	M. Skura	MLB	48	P. Queen
RG	65	P. Mekari	WLB	58	L. Fort
RT	78	O. Brown Jr.	SAM	99	M. Judon
TE	86	N. Boyle	LCB	24	M. Peters
QB	8	L. Jackson	SS	36	C. Clark
FB	42	P. Ricard	FS	32	D. Elliott
RB	21	M. Ingram II	RCB	22	J. Smith
WR	15	M. Brown	DB	44	M. Humphrey

OFFICIALS: Referee: Jerome Boger (23), Umpire: Barry Anderson (20), Down Judge: Tripp Sutter (37), Line Judge: Rusty Baynes (59), Field Judge: Tra Blake (33), Side Judge: Scott Edwards (3), Back Judge: Brad Freeman (88), Replay Official: Ross Smith, Replay Assistant: Jamaur Law

CINCINNATI BENGALS

PASSING	ATT	CP	YDS	SK/YD	TD	LG	INT	RTG
Joe Burrow	30	19	183	7/48	0	26	1	66.4
TOTAL	30	19	183	7/48	0	26	1	66.4

RUSHING	ATT	YDS	AVG	LG	TD
Joe Mixon	24	59	2.5	7	0
Joe Burrow	3	10	3.3	6	0
Mike Thomas	1	1	1.0	1	0
TOTAL	28	70	2.5	7	0

RECEIVING	NO	YDS	AVG	LG	TD
Joe Mixon	6	35	5.8	19	0
Tee Higgins	4	62	15.5	26	0
Tyler Boyd	4	42	10.5	14	0
Drew Sample	2	22	11.0	14	0
Auden Tate	1	12	12.0	12	0
Mike Thomas	1	6	6.0	6	0
Giovani Bernard	1	4	4.0	4	0
TOTAL	19	183	9.6	26	0

TOP DEFENSE	TOT	SOLO	AST	SCK	YDS	INT
Josh Bynes	8	2	6	0.0	0.0	0
Jessie Bates III	7	6	1	0.0	0.0	0
Germaine Pratt	6	5	1	0.0	0.0	0

FIELD GOALS	FGM/FGA	PERCENT	RESULTS
Randy Bullock	1-1	100.0	(38)
TOTAL	1-1	100.0	

BALTIMORE RAVENS

PASSING	ATT	CP	YDS	SK/YD	TD	LG	INT	RTG
Lamar Jackson	37	19	180	1/9	2	30	1	71.9
TOTAL	37	19	180	1/9	2	30	1	71.9

RUSHING	ATT	YDS	AVG	LG	TD
Mark Ingram II	11	57	5.2	20	0
Devin Duvernay	1	42	42.0	42	0
J.K. Dobbins	1	34	34.0	34	0
Gus Edwards	7	25	3.6	6	0
Lamar Jackson	2	3	1.5	7	0
Marquise Brown	1	1	1.0	1	0
Robert Griffin III	1	-1	-1.0	-1	0
TOTAL	24	161	6.7	42	0

RECEIVING	NO	YDS	AVG	LG	TD
Marquise Brown	6	77	12.8	30	1
Mark Andrews	6	56	9.3	14	1
J.K. Dobbins	3	21	7.0	9	0
Devin Duvernay	2	17	8.5	9	0
Patrick Ricard	1	7	7.0	7	0
Nick Boyle	1	2	2.0	2	0
TOTAL	19	180	9.5	30	2

TOP DEFENSE	TOT	SOLO	AST	SCK	YDS	INT
Chuck Clark	9	5	4	1.0	7.0	0
Patrick Queen	9	6	3	1.0	6.0	0
Jaylon Ferguson	6	3	3	0.0	0.0	0

FIELD GOALS	FGM/FGA	PERCENT	RESULTS
Justin Tucker	2-3	66.7	(46) 61WR (39)
TOTAL	2-3	66.7	

GAME HIGHLIGHTS

- The Ravens improved to 4-1 for the sixth time in franchise history (2000, 2006, 2010, 2011, 2012 & 2020), including for the fourth time under head coach **John Harbaugh**.
- **LB Patrick Queen**'s 52-yard FR-TD is the fifth-longest FR in Ravens history. It also marks the Ravens' second defensive TD of the season (FR-TD by **LB L.J. Fort** at Hou. in Week 2) and their NFL-high 11th since 2018, when **Don Martindale** became Baltimore's defensive coordinator.
- Baltimore's 7 overall sacks today tie for the fourth most in a game in team history and are the most in a game since producing 7 on 11/17/19 vs. Hou.
- The Ravens' 15 QB hits today tie for their third most dating back to 2006, when the stat began being track. (The record is 22 at Cle. in 2006.)
- **P Sam Koch** moved into a first-place tie with OLB Terrell Suggs for the most regular season games (229) played in Ravens history. Prior to today, Koch was tied with Ray Lewis (228) for second.

TEAM STATISTICS

	BENGALS	RAVENS
First Downs	12	17
3rd Down Eff. (Made/Att/Pct)	3/16/19%	7/15/47%
4th Down Eff. (Made/Att/Pct)	2/3/67%	0/1/0%
Total Net Yards	205	332
Total Plays	65	62
Yards Per Play	3.2	5.4
Rushes/Net Yards	28/70	24/161
Net Passing	135	171
Pass Attempts/Completions	30/19	37/19
Had Intercepted	1	1
Sacked/Yards Lost	7/48	1/9
Punts/Average	7/50.1	4/44.3
Penalties/Yards	5/40	4/25
Fumbles/Lost	3/2	0/0
Possession Time	34:39	25:21



GAME 6: RAVENS 30, EAGLES 28

Baltimore (5-1) • Philadelphia (1-4-1)

Sunday, October 18, 2020 • 1:00 PM EDT • Lincoln Financial Field • Philadelphia
Sunny Temp: 61° F, Humidity: 52%, Wind: SE 7 mph • Attendance: 5,500 • Time: 3:31



Baltimore Ravens	14	3	7	6	—	30
Philadelphia Eagles	0	0	6	22	—	28

SCORING DRIVES

TEAM	QTR	TIME	SCORING PLAY	BAL	PHI
Ravens	1	08:02	N.Boyle 7 yd. pass from L.Jackson (J.Tucker kick) (9-47, 5:13)	7	0
Ravens	1	00:31	G.Edwards 7 yd. run (J.Tucker kick) (5-28, 2:23)	14	0
Ravens	2	12:12	J.Tucker 46 yd. Field Goal (5-35, 2:00)	17	0
Ravens	3	04:25	L.Jackson 37 yd. run (J.Tucker kick) (5-63, 2:52)	24	0
Eagles	4	13:32	J.Croom 3 yd. pass from C.Wentz (C.Wentz-G.Ward pass) (12-81, 3:04)	24	8
Ravens	4	10:01	J.Tucker 55 yd. Field Goal (7-38, 3:31)	27	8
Ravens	4	07:12	J.Tucker 46 yd. Field Goal (4-2, 2:07)	30	8
Eagles	4	03:48	T.Fulgham 18 yd. pass from C.Wentz (C.Wentz-J.Arcega-Whiteside pass) (11-75, 3:24)	30	16
Eagles	4	01:55	C.Wentz 1 yd. run (run failed) (4-71, 1:16)	30	22

PHILADELPHIA EAGLES (HEAD COACH: DOUG PEDERSON)

OFFENSE		DEFENSE	
WR 82	J. Hightower	DE 96	D. Barnett
WR 84	G. Ward	DE 55	B. Graham
WR 13	T. Fulgham	DT 91	F. Cox
LG 67	N. Herbig	DT 97	M. Jackson
C 62	J. Kelce	OLB 49	A. Singleton
RG 66	J. Brown	MLB 47	N. Gerry
TE 86	Z. Ertz	CB 31	N. Robey-Coleman
T 63	J. Driscoll	CB 24	D. Slay
T 68	J. Mailata	CB 28	W. Parks
QB 11	C. Wentz	S 23	R. McLeod
RB 26	M. Sanders	S 21	J. Mills

BALTIMORE RAVENS (HEAD COACH: JOHN HARBAUGH)

OFFENSE		DEFENSE	
WR 83	W. Snead IV	DT 93	C. Campbell
WR 80	M. Boykin	NT 71	J. Ellis
LT 79	R. Stanley	RUSH 90	P. McPhee
LG 77	B. Bozeman	MLB 48	P. Queen
C 68	M. Skura	WLB 58	L. Fort
RG 74	T. Phillips	SAM 99	M. Judon
RT 78	O. Brown Jr.	LCB 24	M. Peters
TE 86	N. Boyle	SS 36	C. Clark
QB 8	L. Jackson	FS 32	D. Elliott
RB 21	M. Ingram II	RCB 22	J. Smith
WR 15	M. Brown	DB 44	M. Humphrey

OFFICIALS: Referee: Shawn Smith (14), Umpire: Bryan Neale (92), Down Judge: Michael Dolce (123), Field Judge: Dyrrol Prioleau (109), Side Judge: Jimmy Buchanan (86), Back Judge: Dino Paganelli (105), Replay Official: Kevin Brown, Line Judge: Mark Steinkerchner (84)

BALTIMORE RAVENS

PASSING	ATT	CP	YDS	SK/YD	TD	LG	INT	RTG
Lamar Jackson	27	16	186	3/13	1	32	0	92.5
TOTAL	27	16	186	3/13	1	32	0	92.5

RUSHING	ATT	YDS	AVG	LG	TD
Lamar Jackson	9	108	12.0	37t	1
J.K. Dobbins	9	28	3.1	16	0
Gus Edwards	14	26	1.9	7t	1
Mark Ingram II	5	20	4.0	9	0
TOTAL	37	182	4.9	37T	2

RECEIVING	NO	YDS	AVG	LG	TD
Marquise Brown	4	57	14.3	20	0
Nick Boyle	3	33	11.0	17	1
Devin Duvernay	3	31	10.3	17	0
Mark Andrews	2	21	10.5	11	0
J.K. Dobbins	2	1	0.5	2	0
Willie Snead IV	1	32	32.0	32	0
Miles Boykin	1	11	11.0	11	0
TOTAL	16	186	11.6	32	1

TOP DEFENSE	TOT	SOLO	AST	SCK	YDS	INT
Marlon Humphrey	8	8	0	1.0	6.0	0
L.J. Fort	6	5	1	0.0	0.0	0
Calais Campbell	5	4	1	3.0	23.0	0

FIELD GOALS	FGM/FGA	PERCENT	RESULTS
Justin Tucker	3-3	100.0	(46, 55, 46)
TOTAL	3-3	100.0	

GAME HIGHLIGHTS

- **P Sam Koch**, who was a Ravens' sixth-round draft pick in 2006, set the record for the most regular season games (230) played in Ravens history.
- **DE Calais Campbell's** 3 sacks (his 17th-career multi-sack performance) tie him for the second-most games with three-plus sacks since 2014. Campbell also tied a career high with 4 TFL.
- **QB Lamar Jackson** (108 rushing yards) collected his seventh-career 100-yard rushing game. The Ravens have rushed for 100 or more yards in 29-consecutive games.
- For the third time in team history, Baltimore has started a season 5-1, matching the 2000 and 2012 seasons.
- The Ravens have forced a turnover in 19-consecutive games, marking the NFL's longest active streak. The 19-straight games stand as the second-longest stretch in franchise history (28 from 1999-2001).

PHILADELPHIA EAGLES

PASSING	ATT	CP	YDS	SK/YD	TD	LG	INT	RTG
Carson Wentz	40	21	213	6/43	2	50	0	84.7
TOTAL	40	21	213	6/43	2	50	0	84.7

RUSHING	ATT	YDS	AVG	LG	TD
Miles Sanders	9	118	13.1	74	0
Carson Wentz	5	49	9.8	40	1
Jalen Hurts	2	23	11.5	20	0
Boston Scott	2	4	2.0	5	0
TOTAL	18	194	10.8	74	1

RECEIVING	NO	YDS	AVG	LG	TD
Travis Fulgham	6	75	12.5	19	1
Zach Ertz	4	33	8.3	11	0
Richard Rodgers	3	31	10.3	16	0
Greg Ward	2	19	9.5	13	0
Boston Scott	2	5	2.5	4	0
John Hightower	1	50	50.0	50	0
Jalen Hurts	1	3	3.0	3	0
Jason Croom	1	3	3.0	3t	1
Miles Sanders	1	-6	-6.0	-6	0
TOTAL	21	213	10.1	50	2

TOP DEFENSE	TOT	SOLO	AST	SCK	YDS	INT
Alex Singleton	9	4	5	0.0	0.0	0
Nathan Gerry	8	6	2	0.0	0.0	0
Brandon Graham	6	5	1	2.0	2.0	0

FIELD GOALS	FGM/FGA	PERCENT	RESULTS
Jake Elliott	0-1	0.0	52WR
TOTAL	0-1	0.0	

TEAM STATISTICS

	RAVENS	EAGLES
First Downs	17	19
3rd Down Eff. (Made/Att/Pct)	6/16/38%	3/12/25%
4th Down Eff. (Made/Att/Pct)	0/0/0%	1/3/33%
Total Net Yards	355	364
Total Plays	67	64
Yards Per Play	5.3	5.7
Rushes/Net Yards	37/182	18/194
Net Passing	173	170
Pass Attempts/Completions	27/16	40/21
Had Intercepted	0	0
Sacked/Yards Lost	3/13	6/43
Punts/Average	7/46.4	6/49.2
Penalties/Yards	12/132	3/20
Fumbles/Lost	2/0	4/1
Possession Time	36:30	23:30



GAME 7: STEELERS 28, RAVENS 24

Pittsburgh (7-0) • Baltimore (5-2)

Sunday, November 1, 2020 • 1:00 PM EST • M&T Bank Stadium • Baltimore

Cloudy, Light Rain Temp: 52° F, Humidity: 97%, Wind: SSW 7 mph • Attendance: 4,345 • Time: 3:19



Pittsburgh Steelers	7	0	14	7	—	28
Baltimore Ravens	7	10	0	7	—	24

SCORING DRIVES

TEAM	QTR	TIME	SCORING PLAY	PIT	BAL
Steelers	1	14:06	R.Spillane 33 yd. interception return (C.Boswell kick)	7	0
Ravens	1	08:44	M.Boykin 6 yd. pass from L.Jackson (J.Tucker kick) (9-75, 5:22)	7	7
Ravens	2	07:24	G.Edwards 1 yd. run (J.Tucker kick) (9-80, 5:18)	7	14
Ravens	2	00:00	J.Tucker 51 yd. Field Goal (15-59, 3:44)	7	17
Steelers	3	13:21	E.Ebron 18 yd. pass from B.Roethlisberger (C.Boswell kick) (2-21, 0:43)	13	17
Steelers	3	05:38	J.Conner 1 yd. run (C.Boswell kick) (10-77, 6:10)	21	17
Ravens	4	11:56	M.Brown 3 yd. pass from L.Jackson (J.Tucker kick) (8-53, 3:58)	21	24
Steelers	4	07:29	C.Claypool 8 yd. pass from B.Roethlisberger (C.Boswell kick) (8-80, 4:27)	28	24

PITTSBURGH STEELERS (HEAD COACH: MIKE TOMLIN)

OFFENSE			DEFENSE		
WR 18	D. Johnson	DE 94	T. Alualu		
WR 19	J. Smith-Schuster	DE 91	S. Tuitt		
LT 78	A. Villanueva	DT 97	C. Heyward		
LG 71	M. Feiler	LB 48	B. Dupree		
C 53	M. Pouncey	LB 41	R. Spillane		
RG 66	D. DeCastro	LB 90	T. Watt		
RT 76	C. Okorafor	LB 98	V. Williams		
TE 85	E. Ebron	CB 23	J. Haden		
TE 89	V. McDonald	CB 22	S. Nelson		
QB 7	B. Roethlisberger	S 34	T. Edmunds		
RB 30	J. Conner	S 39	M. Fitzpatrick		

BALTIMORE RAVENS (HEAD COACH: JOHN HARBAUGH)

OFFENSE			DEFENSE		
WR 80	M. Boykin	DT 93	C. Campbell		
LT 79	R. Stanley	NT 98	B. Williams		
LG 77	B. Bozeman	RUSH 90	P. McPhee		
C 68	M. Skura	MLB 48	P. Queen		
RG 74	T. Phillips	MLB 49	C. Board		
RT 78	O. Brown Jr.	WLB 58	L. Fort		
TE 86	N. Boyle	SAM 99	M. Judon		
QB 8	L. Jackson	LCB 24	M. Peters		
FB 42	P. Ricard	SS 36	C. Clark		
RB 35	G. Edwards	FS 32	D. Elliott		
WR 15	M. Brown	RCB 44	M. Humphrey		

OFFICIALS: Line Judge: Daniel Gallagher, **Replay Official:** Mike Wimmer, **Down Judge:** Danny Short (113), **Side Judge:** Boris Cheek (41), **Field Judge:** Rick Patterson (15), **Umpire:** Bruce Stritesky (102), **Referee:** Brad Allen (122), **Back Judge:** Jimmy Russell (82)

PITTSBURGH STEELERS

PASSING	ATT	CP	YDS	SK/YD	TD	LG	INT	RTG
Ben Roethlisberger	32	21	182	2/9	2	24	0	101.3
TOTAL	32	21	182	2/9	2	24	0	101.3

RUSHING	ATT	YDS	AVG	LG	TD
James Conner	15	47	3.1	18	1
Anthony McFarland	1	1	1.0	1	0
TOTAL	16	48	3.0	18	1

RECEIVING	NO	YDS	AVG	LG	TD
JuJu Smith-Schuster	7	67	9.6	24	0
Chase Claypool	5	42	8.4	10	1
Eric Ebron	4	48	12.0	18t	1
James Conner	3	13	4.3	13	0
Diontae Johnson	1	6	6.0	6	0
Ray-Ray McCloud	1	6	6.0	6	0
TOTAL	21	182	8.7	24	2

TOP DEFENSE	TOT	SOLO	AST	SCK	YDS	INT
Robert Spillane	11	10	1	0.0	0.0	1
Stephon Tuitt	9	8	1	2.0	15.0	0
Joe Haden	7	6	1	0.0	0.0	0

FIELD GOALS	FGM/FGA	PERCENT	RESULTS
	No Field Goals		

GAME HIGHLIGHTS

- The Ravens have forced a turnover in 20-consecutive games, marking the NFL's longest active streak. Baltimore's current 20-game streak of forcing a turnover is the second longest in franchise history (28 from 1999-2001).
- The Ravens have now scored at least 20 points in 30-consecutive games, tying Denver (2011-14) for the longest such streak in NFL history. Baltimore's 20-point streak dates back to Week 11 of 2018, when **QB Lamar Jackson** started his first NFL game.
- The Ravens have now rushed for at least 100 yards in 30-consecutive games, tying the Carolina Panthers (2014-16) for the third-longest streak in NFL history.
- Baltimore racked up 265 rushing yards, tying its ninth-best output in franchise history. It marked the Ravens' first-ever loss when rushing for at least 207 yards in a game, and the team is now 35-1 in such games.
- For the first time in Ravens history, three different Ravens tallied 50-plus rushing yards in the *first* half of a game (Dobbins – 69; Edwards – 56; Jackson – 54). Baltimore racked up 179 rushing yards on 28 carries in the first half.

BALTIMORE RAVENS

PASSING	ATT	CP	YDS	SK/YD	TD	LG	INT	RTG
Lamar Jackson	28	13	208	4/16	2	39	2	65.8
TOTAL	28	13	208	4/16	2	39	2	65.8

RUSHING	ATT	YDS	AVG	LG	TD
J.K. Dobbins	15	113	7.5	28	0
Gus Edwards	16	87	5.4	25	1
Lamar Jackson	16	65	4.1	14	0
TOTAL	47	265	5.6	28	1

RECEIVING	NO	YDS	AVG	LG	TD
Willie Snead IV	5	106	21.2	34	0
Mark Andrews	3	32	10.7	18	0
Miles Boykin	2	20	10.0	14	1
Devin Duvernay	1	39	39.0	39	0
J.K. Dobbins	1	8	8.0	8	0
Marquise Brown	1	3	3.0	3t	1
TOTAL	13	208	16.0	39	2

TOP DEFENSE	TOT	SOLO	AST	SCK	YDS	INT
DeShon Elliott	7	4	3	0.5	1.0	0
Marcus Peters	5	3	2	0.0	0.0	0
Marlon Humphrey	4	2	2	0.0	0.0	0

FIELD GOALS	FGM/FGA	PERCENT	RESULTS
Justin Tucker	1-1	100.0	(51)
TOTAL	1-1	100.0	

TEAM STATISTICS

	STEELERS	RAVENS
First Downs	19	25
3rd Down Eff. (Made/Att/Pct)	3/9/33%	8/15/53%
4th Down Eff. (Made/Att/Pct)	0/0/0%	1/2/50%
Total Net Yards	221	457
Total Plays	50	79
Yards Per Play	4.4	5.8
Rushes/Net Yards	16/48	47/265
Net Passing	173	192
Pass Attempts/Completions	32/21	28/13
Had Intercepted	0	2
Sacked/Yards Lost	2/9	4/16
Punts/Average	6/42.2	3/39.7
Penalties/Yards	3/30	9/110
Fumbles/Lost	3/1	4/2
Possession Time	24:38	35:22



GAME 8: RAVENS 24, COLTS 10

Baltimore (6-2) • Indianapolis (5-3)

Sunday, November 8, 2020 • 1:00 PM EST • Lucas Oil Stadium • Indianapolis
Sunny Temp: 76° F, Humidity: 50%, Wind: South 4 mph • Attendance: 12,200 • Time: 3:03



Baltimore Ravens	7	0	7	10	—	24
Indianapolis Colts	7	3	0	0	—	10

SCORING DRIVES

TEAM	QTR	TIME	SCORING PLAY	BAL	IND
Colts	1	05:33	J.Taylor 1 yd. run (R.Blankenship kick) (8-65, 4:41)	0	7
Ravens	1	01:11	C.Clark 65 yd. fumble return (J.Tucker kick)	7	7
Colts	2	00:45	R.Blankenship 43 yd. Field Goal (11-68, 4:38)	7	10
Ravens	3	05:43	G.Edwards 1 yd. run (J.Tucker kick) (10-54, 5:15)	14	10
Ravens	4	11:08	L.Jackson 9 yd. run (J.Tucker kick) (14-75, 8:23)	21	10
Ravens	4	02:08	J.Tucker 48 yd. Field Goal (4-6, 2:12)	24	10

INDIANAPOLIS COLTS (HEAD COACH: FRANK REICH)

OFFENSE			DEFENSE		
LT	74	A. Castonzo	DE	50	J. Houston
LG	56	Q. Nelson	DT	99	D. Buckner
C	78	R. Kelly	NT	90	G. Stewart
RG	64	M. Glowinski	DE	96	D. Aunry
RT	72	B. Smith	WLB	53	D. Leonard
TE	84	J. Doyle	MLB	54	A. Walker
WR	11	M. Pittman Jr.	FS	32	J. Blackmon
WR	83	M. Johnson	SS	37	K. Willis
WR	14	Z. Pascal	CB	23	K. Moore II
QB	17	P. Rivers	CB	27	X. Rhodes
RB	28	J. Taylor	CB	26	R. Ya-Sin

BALTIMORE RAVENS (HEAD COACH: JOHN HARBAUGH)

OFFENSE			DEFENSE		
WR	83	W. Snead IV	DT	93	C. Campbell
WR	80	M. Boykin	NT	98	B. Williams
LT	78	O. Brown Jr.	RUSH	91	Y. Ngakoue
LG	77	B. Bozeman	MLB	48	P. Queen
C	68	M. Skura	WLB	40	M. Harrison
RG	65	P. Mekari	SAM	99	M. Judon
RT	70	D. Fluker	LCB	24	M. Peters
TE	86	N. Boyle	SS	36	C. Clark
QB	8	L. Jackson	FS	32	D. Elliott
RB	35	G. Edwards	RCB	22	J. Smith
WR	15	M. Brown	DB	38	T. Bonds

OFFICIALS: Referee: Adrian Hill (29), Umpire: Paul King (121), Down Judge: Ed Camp (134), Line Judge: Kevin Codey (16), Field Judge: Dominique Pender (114), Side Judge: Keith Washington (7), Back Judge: Greg Steed (12), Replay Official: Saleem Choudhry, Replay Assistant: Chad Adams

BALTIMORE RAVENS

PASSING	ATT	CP	YDS	SK/YD	TD	LG	INT	RTG
Lamar Jackson	23	19	170	2/14	0	21	0	97.5
TOTAL	23	19	170	2/14	0	21	0	97.5

RUSHING	ATT	YDS	AVG	LG	TD
Lamar Jackson	13	58	4.5	9t	1
J.K. Dobbins	12	30	2.5	8	0
Gus Edwards	11	23	2.1	5	1
Matt Skura	1	0	0.0	0	0
Devin Duvernay	1	-1	-1.0	-1	0
TOTAL	38	110	2.9	9T	2

RECEIVING	NO	YDS	AVG	LG	TD
Nick Boyle	4	46	11.5	21	0
Willie Snead IV	4	37	9.3	14	0
Marquise Brown	3	38	12.7	20	0
Mark Andrews	3	22	7.3	13	0
Gus Edwards	2	11	5.5	7	0
J.K. Dobbins	2	5	2.5	6	0
Miles Boykin	1	11	11.0	11	0
TOTAL	19	170	8.9	21	0

TOP DEFENSE	TOT	SOLO	AST	SCK	YDS	INT
Matthew Judon	7	5	2	0.0	0.0	0
Jimmy Smith	6	4	2	0.0	0.0	0
Malik Harrison	6	3	3	0.0	0.0	0

FIELD GOALS	FGM/FGA	PERCENT	RESULTS
Justin Tucker	1-1	100.0	(48)
TOTAL	1-1	100.0	

GAME HIGHLIGHTS

- With his third INT this season, **CB Marcus Peters'** 38 takeaways are the most through an NFL player's first 85 career games. Peters also forced a fumble that led to a **S Chuck Clark** FR-TD
- The Ravens have scored at least 20 points in 31-straight games, setting a record for the longest streak in NFL history. The 20-point streak dates back to Week 11 of 2018, when **QB Lamar Jackson** started his first NFL game.
- The Ravens have rushed for at least 100 yards in 31-consecutive games, the third-longest streak in NFL history.
- Dating back to Week 5 of 2019, Baltimore has won 10-straight road victories, the NFL's longest active streak.
- The Ravens have forced a turnover in 21-consecutive games, marking the NFL's longest active streak.
- With the win, Jackson tied Hall of Famer Dan Marino for the most victories (25) by a QB in his first 30 regular season starts.

INDIANAPOLIS COLTS

PASSING	ATT	CP	YDS	SK/YD	TD	LG	INT	RTG
Philip Rivers	43	25	227	0/0	0	21	1	62.8
Jacoby Brissett	1	0	0	0/0	0	0	0	39.6
TOTAL	44	25	227	0/0	0	21	1	61.5

RUSHING	ATT	YDS	AVG	LG	TD
Jordan Wilkins	11	39	3.5	11	0
DeMichael Harris	2	28	14.0	16	0
Jonathan Taylor	6	27	4.5	11	1
Nyheim Hines	2	18	9.0	14	0
TOTAL	21	112	5.3	16	1

RECEIVING	NO	YDS	AVG	LG	TD
Zach Pascal	5	55	11.0	20	0
Michael Pittman Jr.	4	56	14.0	18	0
DeMichael Harris	4	27	6.8	13	0
Mo Alie-Cox	3	43	14.3	21	0
Nyheim Hines	2	20	10.0	17	0
Marcus Johnson	2	14	7.0	10	0
Jonathan Taylor	2	7	3.5	5	0
Jordan Wilkins	2	-1	-0.5	1	0
Trey Burton	1	6	6.0	6	0
TOTAL	25	227	9.1	21	0

TOP DEFENSE	TOT	SOLO	AST	SCK	YDS	INT
Darius Leonard	15	13	2	0.0	0.0	0
Bobby Okereke	9	7	2	0.0	0.0	0
Khari Willis	9	8	1	0.0	0.0	0

FIELD GOALS	FGM/FGA	PERCENT	RESULTS
Rodrigo Blankenship	1-1	100.0	(43)
TOTAL	1-1	100.0	

TEAM STATISTICS

	RAVENS	COLTS
First Downs	19	20
3rd Down Eff. (Made/Att/Pct)	5/13/38%	2/12/17%
4th Down Eff. (Made/Att/Pct)	1/1/100%	2/4/50%
Total Net Yards	266	339
Total Plays	63	65
Yards Per Play	4.2	5.2
Rushes/Net Yards	38/110	21/112
Net Passing	156	227
Pass Attempts/Completions	23/19	44/25
Had Intercepted	0	1
Sacked/Yards Lost	2/14	0/0
Punts/Average	6/44.7	4/51.0
Penalties/Yards	5/55	4/30
Fumbles/Lost	3/1	2/1
Possession Time	33:26	26:34



GAME 9: RAVENS 17, PATRIOTS 23

Baltimore (6-3) • New England (4-5)

Sunday, November 15, 2020 • 8:20 PM EST • Gillette Stadium • New England

Rain Temp: 52° F, Humidity: 81%, Wind: SE 13 mph • Attendance: 0 • Time: 2:53



Baltimore Ravens	0	10	7	0	—	17
New England Patriots	0	13	10	0	—	23

SCORING DRIVES

TEAM	QTR	TIME	SCORING PLAY	BAL	NE
Ravens	2	14:54	W.Snead 6 yd. pass from L.Jackson (J.Tucker kick) (13-94, 8:04)	7	0
Patriots	2	11:46	R.Burkhead 7 yd. pass from C.Newton (N.Folk kick) (7-75, 3:08)	7	7
Ravens	2	05:32	J.Tucker 24 yd. Field Goal (11-69, 6:14)	10	7
Patriots	2	01:02	R.Burkhead 24 yd. pass from J.Meyers (kick failed, wl) (10-75, 4:30)	10	13
Patriots	3	13:17	C.Newton 4 yd. run (N.Folk kick) (4-75, 1:43)	10	20
Patriots	3	06:24	N.Folk 20 yd. Field Goal (7-35, 3:16)	10	23
Ravens	3	00:08	W.Snead 18 yd. pass from L.Jackson (J.Tucker kick) (11-75, 6:16)	17	23

NEW ENGLAND PATRIOTS (HEAD COACH: BILL BELICHIK)

OFFENSE		DEFENSE	
WR 10	D. Byrd	DE 93	L. Guy
WR 16	J. Meyers	DE 99	B. Cowart
LT 76	I. Wynn	NT 98	C. Davis
LG 62	J. Thuney	OLB 50	C. Winovich
C 60	D. Andrews	OLB 55	J. Simon
RG 69	S. Mason	LB 59	T. Hall
RT 71	M. Onwenu	RCB 27	J. Jackson
TE 85	R. Izzo	LCB 30	J. McCourty
QB 1	C. Newton	S 35	K. Dugger
RB 37	D. Harris	S 21	A. Phillips
FB 47	J. Johnson	S 32	D. McCourty

BALTIMORE RAVENS (HEAD COACH: JOHN HARBAUGH)

OFFENSE		DEFENSE	
WR 80	M. Boykin	DT 92	J. Madubuike
LT 78	O. Brown Jr.	NT 98	B. Williams
LG 77	B. Bozeman	DE 95	D. Wolfe
C 68	M. Skura	RUSH 91	Y. Ngakoue
RG 65	P. Mekari	MLB 48	P. Queen
RT 70	D. Flaker	WLB 40	M. Harrison
TE 86	N. Boyle	SAM 99	M. Judon
TE 89	M. Andrews	LCB 24	M. Peters
QB 8	L. Jackson	SS 36	C. Clark
RB 21	M. Ingram II	FS 32	D. Elliott
WR 15	M. Brown	RCB 44	M. Humphrey

OFFICIALS: Referee: Shawn Hochuli (83), Umpire: Ramon George (128), Down Judge: Sarah Thomas (53), Line Judge: Carl Johnson (101), Field Judge: Tom Hill (97), Side Judge: Chad Hill (125), Replay Official: Brian Matoren, Back Judge: Rich Martinez (39)

BALTIMORE RAVENS

PASSING	ATT	CP	YDS	SK/YD	TD	LG	INT	RTG
Lamar Jackson	34	24	249	2/7	2	31	1	98.8
TOTAL	34	24	249	2/7	2	31	1	98.8

RUSHING	ATT	YDS	AVG	LG	TD
Lamar Jackson	11	55	5.0	11	0
Gus Edwards	7	42	6.0	11	0
J.K. Dobbins	5	13	2.6	4	0
Mark Ingram II	5	5	1.0	5	0
TOTAL	28	115	4.1	11	0

RECEIVING	NO	YDS	AVG	LG	TD
Mark Andrews	7	61	8.7	13	0
Willie Snead IV	5	64	12.8	21	2
Devin Duvernay	3	45	15.0	19	0
Mark Ingram II	2	24	12.0	17	0
Marquise Brown	2	14	7.0	8	0
Gus Edwards	1	31	31.0	31	0
Nick Boyle	1	4	4.0	4	0
Justice Hill	1	3	3.0	3	0
Patrick Ricard	1	2	2.0	2	0
J.K. Dobbins	1	1	1.0	1	0
TOTAL	24	249	10.4	31	2

TOP DEFENSE	TOT	SOLO	AST	SCK	YDS	INT
Patrick Queen	9	5	4	0.0	0.0	0
Chuck Clark	7	5	2	0.0	0.0	0
Derek Wolfe	7	3	4	0.0	0.0	0

FIELD GOALS	FGM/FGA	PERCENT	RESULTS
Justin Tucker	1-1	100.0	(24)
TOTAL	1-1	100.0	

NEW ENGLAND PATRIOTS

PASSING	ATT	CP	YDS	SK/YD	TD	LG	INT	RTG
Cam Newton	17	13	118	1/7	1	26	0	114.3
Jakobi Meyers	1	1	24	0/0	1	24	0	158.3
TOTAL	18	14	142	1/7	2	26	0	136.6

RUSHING	ATT	YDS	AVG	LG	TD
Damien Harris	22	121	5.5	25	0
Rex Burkhead	6	31	5.2	9	0
Cam Newton	11	21	1.9	8	1
TOTAL	39	173	4.4	25	1

RECEIVING	NO	YDS	AVG	LG	TD
Jakobi Meyers	5	59	11.8	26	0
Rex Burkhead	4	35	8.8	24t	2
Jakob Johnson	2	20	10.0	12	0
James White	2	8	4.0	4	0
Ryan Izzo	1	20	20.0	20	0
TOTAL	14	142	10.1	26	2

TOP DEFENSE	TOT	SOLO	AST	SCK	YDS	INT
Kyle Dugger	12	7	5	0.0	0.0	0
Terez Hall	10	8	2	0.0	0.0	0
Chase Winovich	7	6	1	0.0	0.0	0

FIELD GOALS	FGM/FGA	PERCENT	RESULTS
Nick Folk	1-1	100.0	(20)
TOTAL	1-1	100.0	

GAME HIGHLIGHTS

- **WR Willie Snead IV** caught two touchdown passes from **QB Lamar Jackson**, good for Snead's fourth-career multi-TD game and second as a Raven.
- Jackson joined Cam Newton as the only QBs to rush for at least 500 yards in each of their first three professional seasons.
- With 115 rushing yards, the Ravens have rushed for at least 100 yards in 32-consecutive games, the third-longest streak in NFL history.
- Baltimore snapped its streak (31-straight games) of scoring at least 20 points. The 31-straight games set a record for the longest streak in NFL history.
- The Ravens also snapped two other streaks: the team's 10-straight road victories streak ended, while the Ravens did not force a turnover for the first time in 21-consecutive games.

TEAM STATISTICS

	RAVENS	PATRIOTS
First Downs	19	25
3rd Down Eff. (Made/Att/Pct)	6/13/46%	5/11/45%
4th Down Eff. (Made/Att/Pct)	1/3/33%	1/1/100%
Total Net Yards	357	308
Total Plays	64	58
Yards Per Play	5.6	5.3
Rushes/Net Yards	28/115	39/173
Net Passing	242	135
Pass Attempts/Completions	34/24	18/14
Had Intercepted	1	0
Sacked/Yards Lost	2/7	1/7
Punts/Average	3/50.3	4/43.3
Penalties/Yards	8/64	3/18
Fumbles/Lost	3/0	0/0
Possession Time	32:34	27:26



GAME 10: TITANS 30, RAVENS 24 (OT)

Tennessee (7-3) • Baltimore (6-4)

Sunday, November 22, 2020 • 1:00 PM EST • M&T Bank Stadium • Baltimore

Cloudy Temp: 53° F, Humidity: 67%, Wind: East 6 mph • Attendance: 0 • Time: 3:13



Tennessee Titans	7	3	3	11	6	—	30
Baltimore Ravens	3	11	7	3	0	—	24

SCORING DRIVES

TEAM	QTR	TIME	SCORING PLAY	TEN	BAL
Titans	1	08:37	J. Smith 1 yd. pass from R. Tannehill (S. Gostkowski kick) (9-79, 5:16) (6-73, 2:37) (6-73, 2:37)	7	0
Ravens	1	01:50	J. Tucker 30 yd. Field Goal (13-63, 6:47)	7	3
Ravens	2	11:05	J. Tucker 27 yd. Field Goal (7-13, 3:03)	7	6
Ravens	2	05:17	J. Dobbins 2 yd. run (L. Jackson-J. Dobbins pass) (9-60, 4:08)	7	14
Titans	2	00:48	S. Gostkowski 40 yd. Field Goal (14-53, 4:29)	10	14
Ravens	3	09:34	M. Andrews 31 yd. pass from L. Jackson (J. Tucker kick) (7-74, 3:52)	10	21
Titans	3	05:33	S. Gostkowski 40 yd. Field Goal (8-53, 4:01)	13	21
Titans	4	11:12	S. Gostkowski 22 yd. Field Goal (12-81, 5:34)	16	21
Titans	4	02:18	A. Brown 14 yd. pass from R. Tannehill (R. Tannehill run) (10-90, 5:25)	24	21
Ravens	4	00:15	J. Tucker 29 yd. Field Goal (9-65, 2:03)	24	24
Titans	OT	05:21	D. Henry 29 yd. run	30	24

TENNESSEE TITANS (HEAD COACH: MIKE VRABEL)

OFFENSE			DEFENSE		
WR	11	A. Brown	DE	94	J. Crawford
LT	70	T. Sambrailo	NT	90	D. Jones
LG	62	A. Brewer	DT	98	J. Simmons
C	60	B. Jones	OLB	50	D. Roberson
RG	64	N. Davis	OLB	58	H. Landry III
RT	71	D. Kelly	ILB	54	R. Evans
TE	81	J. Smith	ILB	55	J. Brown
TE	87	G. Swaim	CB	39	B. Borders
QB	17	R. Tannehill	CB	21	M. Butler
RB	22	D. Henry	SS	37	A. Hooker
FB	41	K. Blasingame	FS	31	K. Byard

BALTIMORE RAVENS (HEAD COACH: JOHN HARBAUGH)

OFFENSE			DEFENSE		
WR	83	W. Snead IV	DT	92	J. Madubuike
LT	78	O. Brown Jr.	NT	71	J. Ellis
LG	77	B. Bozeman	DE	95	D. Wolfe
C	65	P. Mekari	RUSH	90	P. McPhee
RG	72	B. Powers	MLB	48	P. Queen
RT	70	D. Fluker	WLB	40	M. Harrison
TE	68	M. Skura	SAM	99	M. Judon
QB	8	L. Jackson	LCB	24	M. Peters
FB	42	P. Ricard	SS	36	C. Clark
RB	35	G. Edwards	FS	32	D. Elliott
WR	15	M. Brown	RCB	44	M. Humphrey

OFFICIALS: Referee: Alex Kemp (55), Umpire: Carl Paganelli (124), Down Judge: Dana McKenzie (8), Line Judge: Greg Bradley (98), Field Judge: Terry Brown (43), Side Judge: Jabir Walker (26), Back Judge: Matt Edwards (96), Replay Official: James Nicholson, Replay Assistant: Jamaur Law

TENNESSEE TITANS

PASSING	ATT	CP	YDS	SK/YD	TD	LG	INT	RTG
Ryan Tannehill	31	22	259	2/16	2	50	1	104.1
Logan Woodside	1	1	7	0/0	0	7	0	95.8
TOTAL	32	23	266	2/16	2	50	1	104.4

RUSHING	ATT	YDS	AVG	LG	TD
Derrick Henry	28	133	4.8	29t	1
Ryan Tannehill	4	35	8.8	21	0
Cameron Batson	1	4	4.0	4	0
D'Onta Foreman	1	1	1.0	1	0
TOTAL	34	173	5.1	29T	1

RECEIVING	NO	YDS	AVG	LG	TD
Corey Davis	5	113	22.6	50	0
A.J. Brown	4	62	15.5	25	1
Anthony Firkser	4	33	8.3	12	0
Jonnu Smith	4	20	5.0	8	1
Cameron Batson	2	21	10.5	14	0
Geoff Swaim	1	9	9.0	9	0
Nick Westbrook-Ikhine	1	7	7.0	7	0
Jeremy McNichols	1	2	2.0	2	0
Derrick Henry	1	-1	-1.0	-1	0
TOTAL	23	266	11.6	50	2

TOP DEFENSE	TOT	SOLO	AST	SCK	YDS	INT
Rashaan Evans	9	5	4	0.0	0.0	0
Harold Landry III	7	4	3	1.0	9.0	0
Kevin Byard	7	5	2	0.0	0.0	0

FIELD GOALS	FGM/FGA	PERCENT	RESULTS
Stephen Gostkowski	3-3	100.0	(40, 40, 22)
TOTAL	3-3	100.0	

BALTIMORE RAVENS

PASSING	ATT	CP	YDS	SK/YD	TD	LG	INT	RTG
Lamar Jackson	29	17	186	1/9	1	31	1	74.8
TOTAL	29	17	186	1/9	1	31	1	74.8

RUSHING	ATT	YDS	AVG	LG	TD
J.K. Dobbins	15	70	4.7	11	1
Lamar Jackson	13	51	3.9	14	0
Gus Edwards	3	6	2.0	3	0
Mark Ingram II	2	2	1.0	2	0
TOTAL	33	129	3.9	14	1

RECEIVING	NO	YDS	AVG	LG	TD
Mark Andrews	5	96	19.2	31t	1
Dez Bryant	4	28	7.0	16	0
Willie Snead IV	3	23	7.7	9	0
J.K. Dobbins	2	15	7.5	9	0
James Proche II	1	14	14.0	14	0
Devin Duvernay	1	5	5.0	5	0
Patrick Ricard	1	5	5.0	5	0
TOTAL	17	186	10.9	31T	1

TOP DEFENSE	TOT	SOLO	AST	SCK	YDS	INT
Patrick Queen	9	3	6	0.0	0.0	0
Marlon Humphrey	8	8	0	0.0	0.0	0
Malik Harrison	7	3	4	0.0	0.0	0

FIELD GOALS	FGM/FGA	PERCENT	RESULTS
Justin Tucker	3-3	100.0	(30, 27, 29)
TOTAL	3-3	100.0	

GAME HIGHLIGHTS

- Baltimore last played an OT game on 10/6/19 at Pittsburgh, winning 26-23. Prior to today, the Ravens' last OT loss occurred on 12/9/18, when Baltimore dropped a 27-24 decision at Kansas City.
- Since **QB Lamar Jackson** became the Ravens' starter in Week 11 of 2018, Baltimore has rushed for at least 100 yards in 33-straight games, marking the third-longest streak in NFL history.
- OLB Tyus Bowser** recorded the second INT of his career, returning the theft 25 yards. His play led to a 30-yard **K Justin Tucker**, giving Baltimore its first points of the game. Bowser's first-career INT occurred in his second-ever NFL game on 9/17/17 vs. Cleveland.
- TE Mark Andrews** recorded a season-high 93 receiving yards – including a 31-yard TD – on 5 catches. It marked the fifth time in his career that he's notched at least 90 receiving yards in a game. Andrews has now totaled 19-career receiving TDs, tying WR Torrey Smith for the most by a player who was drafted by the Ravens in his first three NFL seasons.

TEAM STATISTICS

	TITANS	RAVENS
First Downs	26	21
3rd Down Eff. (Made/Att/Pct)	5/12/42%	9/15/60%
4th Down Eff. (Made/Att/Pct)	1/1/100%	0/0/0%
Total Net Yards	423	306
Total Plays	68	63
Yards Per Play	6.2	4.9
Rushes/Net Yards	34/173	33/129
Net Passing	250	177
Pass Attempts/Completions	32/23	29/17
Had Intercepted	1	1
Sacked/Yards Lost	2/16	1/9
Punts/Average	2/46.5	3/42.0
Penalties/Yards	4/44	6/81
Fumbles/Lost	3/0	0/0
Possession Time	33:33	31:06



GAME 11: RAVENS 14, STEELERS 19

Baltimore (6-5) • Pittsburgh (11-0)

Wednesday, December 2, 2020 • 3:40 PM EST • Heinz Field • Pittsburgh
Mostly Cloudy Temp: 36° F, Humidity: 68%, Wind: From SW 14 mph • Attendance: 0 • Time: 3:05



Baltimore Ravens	7	0	0	7	—	14
Pittsburgh Steelers	6	6	0	7	—	19

SCORING DRIVES

TEAM	QTR	TIME	SCORING PLAY	BAL	PIT
Steelers	1	06:57	J.Haden 14 yd. interception return (kick failed, wr)	0	6
Ravens	1	02:07	G.Edwards 1 yd. run (J.Tucker kick) (4-16, 2:24)	7	6
Steelers	2	11:50	C.Boswell 25 yd. Field Goal (12-73, 5:17)	7	9
Steelers	2	04:27	C.Boswell 27 yd. Field Goal (13-65, 5:14)	7	12
Steelers	4	13:20	J.Smith-Schuster 1 yd. pass from B.Roethlisberger (C.Boswell kick) (12-61, 4:52)	7	19
Ravens	4	02:58	M.Brown 70 yd. pass from T.McSorley (J.Tucker kick) (2-84, 0:32)	14	19

PITTSBURGH STEELERS (HEAD COACH: MIKE TOMLIN)

OFFENSE		DEFENSE	
WR 18	D. Johnson	DE 94	T. Alualu
WR 19	J. Smith-Schuster	DT 97	C. Heyward
WR 14	R. McCloud	LB 48	B. Dupree
LT 78	A. Villanueva	LB 41	R. Spillane
LG 71	M. Feiler	LB 90	T. Watt
C 60	J. Hassenauer	LB 98	V. Williams
RG 66	D. DeCastro	CB 23	J. Haden
RT 76	C. Okorafor	CB 28	M. Hilton
TE 89	V. McDonald	CB 22	S. Nielson
QB 7	B. Roethlisberger	S 34	T. Edmunds
RB 24	B. Snell Jr.	S 39	M. Fitzpatrick

BALTIMORE RAVENS (HEAD COACH: JOHN HARBAUGH)

OFFENSE		DEFENSE	
WR 80	M. Boykin	NT 71	J. Ellis
WR 13	D. Duvernay	DE 95	D. Wolfe
LT 78	O. Brown Jr.	RUSH 91	Y. Ngakoue
LG 77	B. Bozeman	MLB 48	P. Queen
C 63	T. Colon-Castillo	WLB 58	L. Fort
RG 72	B. Powers	SAM 45	J. Ferguson
RT 70	D. Fluker	LCB 24	M. Peters
TE 85	E. Tomlinson	SS 36	C. Clark
QB 3	R. Griffin III	FS 32	D. Elliott
RB 35	G. Edwards	RCB 22	J. Smith
WR 15	M. Brown	DB 44	M. Humphrey

OFFICIALS: Referee: Ronald Torbert (62), Umpire: Mark Pellis (131), Down Judge: Patrick Holt (106), Line Judge: Jim Mello (48), Field Judge: James Coleman (95), Side Judge: Jonah Monroe (120), Back Judge: Greg Yette (38), Replay Official: Saleem Choudhry, Replay Assistant: Gerald Frye

BALTIMORE RAVENS

PASSING	ATT	CP	YDS	SK/YD	TD	LG	INT	RTG
Robert Griffin III	12	7	33	3/20	0	8	1	28.5
Trace McSorley	6	2	77	0/0	1	70	0	121.5
TOTAL	18	9	110	3/20	1	70	1	64.6

RUSHING	ATT	YDS	AVG	LG	TD
Robert Griffin III	7	68	9.7	39	0
Justice Hill	9	35	3.9	19	0
Trace McSorley	3	16	5.3	9	0
Gus Edwards	9	10	1.1	6	1
TOTAL	28	129	4.6	39	1

RECEIVING	NO	YDS	AVG	LG	TD
Marquise Brown	4	85	21.3	70t	1
Devin Duvernay	3	20	6.7	8	0
Justice Hill	2	5	2.5	6	0
TOTAL	9	110	12.2	70T	1

TOP DEFENSE	TOT	SOLO	AST	SCK	YDS	INT
Chuck Clark	13	5	8	0.0	0.0	0
Patrick Queen	8	5	3	0.0	0.0	0
DeShon Elliott	7	5	2	0.0	0.0	0

FIELD GOALS	FGM/FGA	PERCENT	RESULTS
	No Field Goals		

PITTSBURGH STEELERS

PASSING	ATT	CP	YDS	SK/YD	TD	LG	INT	RTG
Ben Roethlisberger	51	36	266	0/0	1	27	1	81.0
TOTAL	51	36	266	0/0	1	27	1	81.0

RUSHING	ATT	YDS	AVG	LG	TD
Benny Snell Jr.	16	60	3.8	13	0
Anthony McFarland	3	9	3.0	3	0
Ben Roethlisberger	1	-1	-1.0	-1	0
TOTAL	20	68	3.4	13	0

RECEIVING	NO	YDS	AVG	LG	TD
Diontae Johnson	8	46	5.8	11	0
JuJu Smith-Schuster	8	37	4.6	11	1
Eric Ebron	7	54	7.7	27	0
Chase Claypool	6	52	8.7	22	0
Benny Snell Jr.	3	33	11.0	13	0
James Washington	2	19	9.5	16	0
Anthony McFarland	1	17	17.0	17	0
Ray-Ray McCloud	1	8	8.0	8	0
TOTAL	36	266	7.4	27	1

TOP DEFENSE	TOT	SOLO	AST	SCK	YDS	INT
Robert Spillane	6	6	0	0.0	0.0	0
T.J. Watt	6	4	2	2.0	12.0	0
Bud Dupree	5	5	0	0.0	0.0	0

FIELD GOALS	FGM/FGA	PERCENT	RESULTS
Chris Boswell	2-2	100.0	(25, 27)
TOTAL	2-2	100.0	

GAME HIGHLIGHTS

- In the game, 17 Ravens were on the Reserve/COVID-19 list, including nine starters (and seven Pro Bowlers): **TE Mark Andrews**, **DT Calais Campbell**, **LS Morgan Cox**, **RB Mark Ingram II**, **QB Lamar Jackson**, **OLB Matthew Judon**, **C Patrick Mekari**, **FB Patrick Ricard** and **WR Willie Snead IV**. Standout rookie **RB J.K. Dobbins** also missed the contest (COVID-19 list).
- The game was the 50th regular season meeting between the Steelers and Ravens, with Pittsburgh now owning a 27-23 advantage.
- Baltimore rushed for at least 100 yards in its 34th-straight game, marking the third-longest streak in NFL history.
- CB Marlon Humphrey** produced a career-high 2 FFs, giving him 6 in 2020.
- OLB Tyus Bowser** recorded his career-high second INT of the season. It's also the first time in his career recording a takeaway in back-to-back games.

TEAM STATISTICS

	RAVENS	STEELERS
First Downs	10	22
3rd Down Eff. (Made/Att/Pct)	3/13/23%	6/14/43%
4th Down Eff. (Made/Att/Pct)	1/1/100%	0/2/0%
Total Net Yards	219	334
Total Plays	49	71
Yards Per Play	4.5	4.7
Rushes/Net Yards	28/129	20/68
Net Passing	90	266
Pass Attempts/Completions	18/9	51/36
Had Intercepted	1	1
Sacked/Yards Lost	3/20	0/0
Punts/Average	7/45.9	4/44.3
Penalties/Yards	7/86	5/40
Fumbles/Lost	1/1	3/1
Possession Time	26:21	33:39



GAME 12: COWBOYS 17, RAVENS 34

Dallas (3-9) • Baltimore (7-5)

Tuesday, December 8, 2020 • 8:05 PM EST • M&T Bank Stadium • Baltimore

Clear Temp: 38° F, Humidity: 54%, Wind: WNW 9 mph • Attendance: 0 • Time: 2:58



Dallas Cowboys	3	7	0	7	—	17
Baltimore Ravens	7	10	7	10	—	34

SCORING DRIVES

TEAM	QTR	TIME	SCORING PLAY	DAL	BAL
Cowboys	1	04:21	G.Zuerlein 31 yd. Field Goal (6-21, 2:42)		0
Ravens	1	00:25	L.Jackson 37 yd. run (J.Tucker kick) (7-75, 3:56)	3	7
Cowboys	2	14:19	M.Gallup 13 yd. pass from A.Dalton (G.Zuerlein kick) (3-28, 1:06)	10	7
Ravens	2	08:08	M.Boykin 38 yd. pass from L.Jackson (J.Tucker kick) (1-38, 0:07)	10	14
Ravens	2	00:46	J.Tucker 35 yd. Field Goal (6-53, 1:16)	10	17
Ravens	3	04:40	M.Brown 20 yd. pass from L.Jackson (J.Tucker kick) (9-57, 4:27)	10	24
Ravens	4	08:15	J.Tucker 22 yd. Field Goal (11-54, 5:59)	10	27
Cowboys	4	03:59	A.Cooper 2 yd. pass from A.Dalton (G.Zuerlein kick) (12-75, 4:16)	17	27
Ravens	4	02:08	J.Dobbins 5 yd. run (J.Tucker kick) (6-44, 1:51)	17	34

DALLAS COWBOYS (HEAD COACH: MIKE MCCARTHY)

OFFENSE			DEFENSE		
WR 19	A. Cooper	DE 90	D. Lawrence		
LT 69	B. Knight	DT 96	N. Gallimore		
LG 52	C. Williams	DT 99	A. Woods		
C 73	J. Looney	DE 58	A. Smith		
RG 66	C. McGovern	MLB 55	L. Vander Esch		
RT 78	T. Steale	WLB 54	J. Smith		
TE 86	D. Schultz	CB 24	C. Awuzie		
WR 88	C. Lamb	CB 26	J. Lewis		
WR 13	M. Gallup	CB 28	R. Robinson		
QB 14	A. Dalton	S 23	D. Thompson		
RB 21	E. Elliott	S 25	X. Woods		

BALTIMORE RAVENS (HEAD COACH: JOHN HARBAUGH)

OFFENSE			DEFENSE		
WR 80	M. Boykin	DT 93	C. Campbell		
WR 13	D. Duvernay	NT 98	B. Williams		
LT 78	O. Brown Jr.	DE 95	D. Wolfe		
LG 77	B. Bozeman	RUSH 90	P. McPhee		
C 65	P. Mekari	MLB 48	P. Queen		
RG 72	B. Powers	SAM 54	T. Bowser		
RT 74	T. Phillips	LCB 24	M. Peters		
QB 8	L. Jackson	SS 36	C. Clark		
FB 42	P. Ricard	FS 32	D. Elliott		
RB 21	M. Ingram II	RCB 33	D. Harris		
WR 15	M. Brown	DB 44	M. Humphrey		

OFFICIALS: Referee: Brad Allen (122), Back Judge: Greg Meyer (78), Umpire: Dan Ferrell (64), Field Judge: Nathan Jones (42), Down Judge: Jerod Phillips (6), Side Judge: Keith Washington (7), Line Judge: Walt Coleman IV (65), Replay Official: Roddy Ames

DALLAS COWBOYS

PASSING	ATT	CP	YDS	SK/YD	TD	LG	INT	RTG
Andy Dalton	48	31	285	1/8	2	28	1	85.9
TOTAL	48	31	285	1/8	2	28	1	85.9

RUSHING	ATT	YDS	AVG	LG	TD
Ezekiel Elliott	18	77	4.3	14	0
Tony Pollard	8	22	2.8	12	0
Amari Cooper	1	10	10.0	10	0
Andy Dalton	1	2	2.0	2	0
TOTAL	28	111	4.0	14	0

RECEIVING	NO	YDS	AVG	LG	TD
Michael Gallup	7	86	12.3	28	1
CeeDee Lamb	6	46	7.7	14	0
Amari Cooper	5	43	8.6	13	1
Dalton Schultz	4	44	11.0	19	0
Ezekiel Elliott	4	18	4.5	12	0
Noah Brown	3	40	13.3	19	0
Tony Pollard	1	6	6.0	6	0
Blake Bell	1	2	2.0	2	0
TOTAL	31	285	9.2	28	2

TOP DEFENSE	TOT	SOLO	AST	SCK	YDS	INT
Jaylon Smith	13	9	4	0.0	0.0	0
Leighton Vander Esch	8	4	4	0.0	0.0	0
Darian Thompson	7	5	2	0.0	0.0	1

FIELD GOALS	FGM/FGA	PERCENT	RESULTS
Greg Zuerlein	1-4	25.0	(31) 40WR, 53WL, 52WR
TOTAL	1-4	25.0	

BALTIMORE RAVENS

PASSING	ATT	CP	YDS	SK/YD	TD	LG	INT	RTG
Lamar Jackson	17	12	107	0/0	2	38	1	101.8
TOTAL	17	12	107	0/0	2	38	1	101.8

RUSHING	ATT	YDS	AVG	LG	TD
Gus Edwards	7	101	14.4	36	0
Lamar Jackson	13	94	7.2	37t	1
J.K. Dobbins	11	71	6.5	30	1
Mark Ingram II	6	28	4.7	7	0
TOTAL	37	294	7.9	37T	2

RECEIVING	NO	YDS	AVG	LG	TD
Marquise Brown	5	39	7.8	20t	1
Patrick Ricard	2	11	5.5	9	0
Miles Boykin	1	38	38.0	38t	1
Luke Willson	1	12	12.0	12	0
Justice Hill	1	4	4.0	4	0
Devin Duvernay	1	2	2.0	2	0
Mark Ingram II	1	1	1.0	1	0
TOTAL	12	107	8.9	38T	2

TOP DEFENSE	TOT	SOLO	AST	SCK	YDS	INT
Derek Wolfe	9	2	7	0.0	0.0	0
DeShon Elliott	7	7	0	0.0	0.0	0
Anthony Averett	6	5	1	0.0	0.0	0

FIELD GOALS	FGM/FGA	PERCENT	RESULTS
Justin Tucker	2-3	66.7	36WL (35, 22)
TOTAL	2-3	66.7	

GAME HIGHLIGHTS

- This was the first time the Ravens have played on a Tuesday in franchise history, and it marks just the third Tuesday game since the 1970 AFL-NFL merger.
- With a season-high 294 rushing yards (the fourth most in franchise history), the Ravens have now rushed for at least 200 yards in an NFL-high 17 games since **QB Lamar Jackson** became Baltimore's starter in Week 11 of 2018. This is more than double the number of games any other team has accomplished during that span. (Tennessee is second with eight.)
- **QB Lamar Jackson** finished with 107 passing yards and 94 rushing yards, becoming the first player in NFL history to reach 5,000 passing yards and 2,500 rushing yards in the first three years of a career.
- Rookie **ILB Patrick Queen** recorded his first-career INT. In doing so, Queen became the NFL's only defender to post at least 50 tackles, 1 TFL, 1 sack, 1 FF, 1 FR, 1 INT and 1 D-TD in 2020.

TEAM STATISTICS

	COWBOYS	RAVENS
First Downs	29	19
3rd Down Eff. (Made/Att/Pct)	6/15/40%	5/11/45%
4th Down Eff. (Made/Att/Pct)	3/4/75%	1/1/100%
Total Net Yards	388	401
Total Plays	77	54
Yards Per Play	5.0	7.4
Rushes/Net Yards	28/111	37/294
Net Passing	277	107
Pass Attempts/Completions	48/31	17/12
Had Intercepted	1	1
Sacked/Yards Lost	1/8	0/0
Punts/Average	1/47.0	1/34.0
Penalties/Yards	7/58	4/23
Fumbles/Lost	0/0	1/0
Possession Time	32:26	27:34



GAME 13: RAVENS 47, BROWNS 42

Baltimore (8-5) • Cleveland (9-4)

Monday, December 14, 2020 • 8:15 PM EST • FirstEnergy Stadium • Cleveland
Cloudy Temp: 34° F, Humidity: 51%, Wind: W 18 mph • Attendance: 11,974 • Time: 3:27



Baltimore Ravens	7	14	13	13	—	47
Cleveland Browns	7	7	6	22	—	42

SCORING DRIVES

TEAM	QTR	TIME	SCORING PLAY	BAL	CLE
Browns	1	09:06	N.Chubb 7 yd. run (C.Parkey kick) (11-81, 5:54)	0	7
Ravens	1	03:04	L.Jackson 5 yd. run (J.Tucker kick) (9-73, 6:02)	7	7
Ravens	2	07:49	G.Edwards 11 yd. run (J.Tucker kick) (8-80, 4:41)	14	7
Browns	2	04:16	N.Chubb 14 yd. run (C.Parkey kick) (7-75, 3:33)	14	14
Ravens	2	00:30	L.Jackson 17 yd. run (J.Tucker kick) (4-56, 0:31)	21	14
Ravens	3	12:47	G.Edwards 19 yd. run (J.Tucker kick) (4-75, 2:13)	28	14
Browns	3	09:06	K.Hunt 5 yd. run (kick failed, wr) (11-75, 3:41)	28	20
Ravens	3	04:21	J.Dobbins 1 yd. run (kick blocked) (1-1, 0:03)	34	20
Browns	4	13:36	R.Higgins 21 yd. pass from B.Mayfield (B.Mayfield-D.Peoples-Jones pass) (12-75, 5:45)	34	28
Browns	4	06:33	B.Mayfield 5 yd. run (C.Parkey kick) (12-70, 6:13)	34	34
Ravens	4	01:51	M.Brown 44 yd. pass from L.Jackson (J.Dobbins run) (9-79, 4:42)	42	35
Browns	4	01:04	K.Hunt 22 yd. pass from B.Mayfield (C.Parkey kick) (4-75, 0:47)	42	42
Ravens	4	00:02	J.Tucker 55 yd. Field Goal (6-38, 1:02)	45	42
Ravens	4	00:00	J.Landry OB in end zone, forced by M.Humphrey, for a Safety	47	42

CLEVELAND BROWNS (HEAD COACH: KEVIN STEFANSKI)

OFFENSE			DEFENSE		
WR	82	R. Higgins	DE	95	M. Garrett
WR	80	J. Landry	DE	54	O. Vernon
LT	71	J. Willis Jr.	DT	65	L. Ogunjobi
LG	75	J. Bitonio	DT	98	S. Richardson
C	64	J. Tretter	WILL	51	M. Wilson
RG	77	W. Teller	MIKE	93	B. Goodson
RT	78	J. Conklin	SAM	44	S. Takitaki
TE	88	H. Bryant	CB	28	K. Johnson
TE	85	D. Njoku	CB	39	T. Mitchell
QB	6	B. Mayfield	FS	23	A. Sendejo
RB	24	N. Chubb	SS	42	K. Joseph

BALTIMORE RAVENS (HEAD COACH: JOHN HARBAUGH)

OFFENSE			DEFENSE		
WR	15	M. Brown	DT	93	C. Campbell
LT	78	O. Brown Jr.	NT	98	B. Williams
LG	77	B. Bozeman	DE	95	D. Wolfe
C	65	P. Mekari	RUSH	90	P. McPhee
RG	72	B. Powers	MLB	48	P. Queen
RT	74	T. Phillips	WLB	49	C. Board
TE	68	M. Skura	SAM	99	M. Judon
QB	8	L. Jackson	LCB	24	M. Peters
FB	42	P. Ricard	SS	36	C. Clark
RB	21	M. Ingram II	FS	32	D. Elliott
WR	80	M. Boykin	RCB	44	M. Humphrey

OFFICIALS: Referee: Bill Vinovich (52), Umpire: Terry Killens Jr. (77), Down Judge: Mike Carr (63), Line Judge: Jeff Seeman (45), Field Judge: David Meslow (118), Side Judge: Don Willard (58), Back Judge: Perry Paganelli (46), Replay Official: Mark Butterworth, Replay Assistant: John Kiger

BALTIMORE RAVENS

PASSING	ATT	CP	YDS	SK/YD	TD	LG	INT	RTG
Lamar Jackson	17	11	163	4/22	1	44	0	115.6
Trace McSorley	4	1	13	0/0	0	13	0	40.6
TOTAL	21	12	176	4/22	1	44	0	100.5

RUSHING	ATT	YDS	AVG	LG	TD
Lamar Jackson	9	124	13.8	44	2
J.K. Dobbins	13	53	4.1	13	1
Gus Edwards	7	49	7.0	19t	2
Justice Hill	1	4	4.0	4	0
Trace McSorley	2	1	0.5	4	0
TOTAL	32	231	7.2	44	5

RECEIVING	NO	YDS	AVG	LG	TD
Mark Andrews	5	78	15.6	39	0
Willie Snead IV	3	29	9.7	13	0
Marquise Brown	2	50	25.0	44t	1
Miles Boykin	1	15	15.0	15	0
Gus Edwards	1	4	4.0	4	0
TOTAL	12	176	14.7	44T	1

TOP DEFENSE	TOT	SOLO	AST	SCK	YDS	INT
Chuck Clark	10	5	5	0.0	0.0	0
Patrick Queen	8	3	5	0.0	0.0	0
DeShon Elliott	7	5	2	0.0	0.0	0

FIELD GOALS	FGM/FGA	PERCENT	RESULTS
Justin Tucker	1-1	100.0	(55)
TOTAL	1-1	100.0	

GAME HIGHLIGHTS

- **QB Lamar Jackson** and **RB Gus Edwards** are the only duo to have 2+ rushing TDs each in the same game in Ravens' franchise history. Edwards recorded his first-career multi-touchdown performance on the ground. Edwards and Jackson are tied for a team-high 6 rushing TDs in 2020.
- The Ravens are 26-3 when tallying at least 200 rushing yards under Coach Harbaugh (2008-20).
- **K Justin Tucker** now owns 16-career game-winning FGs (15 regular season and 1 playoff).
- **CB Marlon Humphrey** leads the NFL with 8 FFs in 2020. The 8 FFs are the Ravens' single-season record for forced fumbles (OLB Terrell Suggs had 7 in 2011).
- **OLB Tyus Bowser** recorded his team-high (tied, Marcus Peters) third interception and the fourth of his career. It marked Bowser's third INT in the Ravens' past four games.

CLEVELAND BROWNS

PASSING	ATT	CP	YDS	SK/YD	TD	LG	INT	RTG
Baker Mayfield	47	28	343	0/0	2	37	1	87.5
Jarvis Landry	1	1	12	0/0	0	12	0	116.7
TOTAL	48	29	355	0/0	2	37	1	88.5

RUSHING	ATT	YDS	AVG	LG	TD
Nick Chubb	17	82	4.8	14t	2
Kareem Hunt	6	33	5.5	10	1
Baker Mayfield	5	23	4.6	7	1
TOTAL	28	138	4.9	14T	4

RECEIVING	NO	YDS	AVG	LG	TD
Kareem Hunt	6	77	12.8	26	1
Rashard Higgins	6	68	11.3	21t	1
Jarvis Landry	6	52	8.7	12	0
Donovan Peoples-Jones	3	74	24.7	37	0
David Njoku	3	45	15.0	20	0
Harrison Bryant	3	18	6.0	9	0
Nick Chubb	2	21	10.5	12	0
TOTAL	29	355	12.2	37	2

TOP DEFENSE	TOT	SOLO	AST	SCK	YDS	INT
Karl Joseph	7	5	2	0.0	0.0	0
Sheldon Richardson	6	3	3	1.0	8.0	0
Sione Takitaki	5	3	2	1.0	1.0	0

FIELD GOALS	FGM/FGA	PERCENT	RESULTS
Cody Parkey	0-1	0.0	39WL
TOTAL	0-1	0.0	

TEAM STATISTICS

	RAVENS	BROWNS
First Downs	25	33
3rd Down Eff. (Made/Att/Pct)	6/11/55%	5/12/42%
4th Down Eff. (Made/Att/Pct)	1/1/100%	2/2/100%
Total Net Yards	385	493
Total Plays	57	76
Yards Per Play	6.8	6.5
Rushes/Net Yards	32/231	28/138
Net Passing	154	355
Pass Attempts/Completions	21/12	48/29
Had Intercepted	0	1
Sacked/Yards Lost	4/22	0/0
Punts/Average	4/43.0	2/45.5
Penalties/Yards	8/69	8/75
Fumbles/Lost	1/0	7/0
Possession Time	28:03	31:57



GAME 14: JAGUARS 14, RAVENS 40

Jacksonville (1-13) • Baltimore (9-5)

Sunday, December 20, 2020 • 1:00 PM EST • M&T Bank Stadium • Baltimore
Partly Cloudy Temp: 39° F, Humidity: 78%, Wind: SSW 3 mph • Attendance: 0 • Time: 2:57



Jacksonville Jaguars	0	0	7	7	—	14
Baltimore Ravens	9	17	7	7	—	40

SCORING DRIVES

TEAM	QTR	TIME	SCORING PLAY	JAX	BAL
Ravens	1	10:57	G.Minshew II sacked in end zone by M.Judon for a Safety	0	2
Ravens	1	06:35	M.Boykin 4 yd. pass from L.Jackson (J.Tucker kick) (7-68, 4:22)	0	9
Ravens	2	14:14	J.Dobbins 2 yd. run (J.Tucker kick) (6-49, 2:36)	0	16
Ravens	2	07:44	J.Tucker 46 yd. Field Goal (6-41, 2:59)	0	19
Ravens	2	01:20	D.Bryant 11 yd. pass from L.Jackson (J.Tucker kick) (8-57, 1:56)	0	26
Jaguars	3	09:09	J.Robinson 17 yd. pass from G.Minshew II (A.Rosas kick) (10-75, 5:51)	7	26
Ravens	3	04:35	L.Jackson 5 yd. run (J.Tucker kick) (10-75, 4:34)	7	33
Ravens	4	09:46	M.Andrews 3 yd. pass from L.Jackson (J.Tucker kick) (10-86, 5:50)	7	40
Jaguars	4	01:44	C.Conley 13 yd. pass from G.Minshew II (A.Rosas kick) (6-66, 2:12)	14	40

JACKSONVILLE JAGUARS (HEAD COACH: DOUG MARRONE)

OFFENSE			DEFENSE		
WR 18	C. Conley	DE 96	A. Gotsis		
LT 74	C. Robinson	DE 94	D. Smoot		
LG 68	A. Norwell	NT 58	D. Costin		
C 69	T. Shatley	DT 99	D. Ekuale		
RG 60	A. Cann	WLB 44	M. Jack		
RT 75	J. Taylor	MLB 47	J. Schobert		
TE 88	T. Eifert	DB 27	C. Claybrooks		
TE 80	J. O'Shaughnessy	CB 37	T. Herndon		
TE 85	E. Saubert	CB 34	G. Mabin		
QB 15	G. Minshew II	S 29	J. Jones		
RB 30	J. Robinson	S 26	J. Wilson		

BALTIMORE RAVENS (HEAD COACH: JOHN HARBAUGH)

OFFENSE			DEFENSE		
WR 83	W. Snead IV	DT 92	J. Madubuike		
WR 15	M. Brown	NT 98	B. Williams		
LT 78	O. Brown Jr.	DE 95	D. Wolfe		
LG 77	B. Bozeman	RUSH 90	P. McPhee		
C 65	P. Mekari	MLB 48	P. Queen		
RG 72	B. Powers	WLB 40	M. Harrison		
RT 70	D. Fluker	SAM 99	M. Judon		
QB 8	L. Jackson	LCB 23	A. Averett		
FB 42	P. Ricard	SS 36	C. Clark		
RB 35	G. Edwards	FS 32	D. Elliott		
WR 80	M. Boykin	RCB 44	M. Humphrey		

OFFICIALS: Referee: Ronald Torbert (62), Umpire: Richard Hall (49), Down Judge: Patrick Turner (13), Line Judge: Tim Podraza (47), Field Judge: James Coleman (95), Side Judge: Clay Reynard (18), Back Judge: Gregory Wilson (119), Replay Official: Andrew Lambert

JACKSONVILLE JAGUARS

PASSING	ATT	CP	YDS	SK/YD	TD	LG	INT	RTG
Gardner Minshew II	29	22	226	5/21	2	28	0	120.8
TOTAL	29	22	226	5/21	2	28	0	120.8

RUSHING	ATT	YDS	AVG	LG	TD
James Robinson	16	35	2.2	11	0
Dare Ogunbowale	2	17	8.5	17	0
Gardner Minshew II	2	9	4.5	10	0
Laviska Shenault Jr.	2	1	0.5	1	0
TOTAL	22	62	2.8	17	0

RECEIVING	NO	YDS	AVG	LG	TD
Laviska Shenault Jr.	5	43	8.6	21	0
DJ Chark Jr.	4	53	13.3	22	0
Tyler Eifert	3	51	17.0	28	0
James Robinson	3	18	6.0	17t	1
Keelan Cole Sr.	2	22	11.0	14	0
Chris Conley	1	13	13.0	13t	1
Collin Johnson	1	8	8.0	8	0
Dare Ogunbowale	1	8	8.0	8	0
James O'Shaughnessy	1	6	6.0	6	0
Devine Ozigbo	1	4	4.0	4	0
TOTAL	22	226	10.3	28	2

TOP DEFENSE	TOT	SOLO	AST	SCK	YDS	INT
Joe Schobert	12	7	5	0.0	0.0	0
Jarrod Wilson	10	10	0	0.0	0.0	0
Myles Jack	10	7	3	0.0	0.0	0

FIELD GOALS	FGM/FGA	PERCENT	RESULTS
	No Field Goals		

BALTIMORE RAVENS

PASSING	ATT	CP	YDS	SK/YD	TD	LG	INT	RTG
Lamar Jackson	22	17	243	1/0	3	44	1	133.1
Tyler Huntley	4	2	7	0/0	0	8	0	56.2
TOTAL	26	19	250	1/0	3	44	1	125.5

RUSHING	ATT	YDS	AVG	LG	TD
J.K. Dobbins	14	64	4.6	11	1
Gus Edwards	9	42	4.7	7	0
Lamar Jackson	10	35	3.5	18	1
Tyler Huntley	4	18	4.5	19	0
TOTAL	37	159	4.3	19	2

RECEIVING	NO	YDS	AVG	LG	TD
Marquise Brown	6	98	16.3	44	0
Mark Andrews	5	66	13.2	27	1
Gus Edwards	2	36	18.0	34	0
Patrick Ricard	2	10	5.0	11	0
J.K. Dobbins	1	17	17.0	17	0
Dez Bryant	1	11	11.0	11t	1
Justice Hill	1	8	8.0	8	0
Miles Boykin	1	4	4.0	4t	1
TOTAL	19	250	13.2	44	3

TOP DEFENSE	TOT	SOLO	AST	SCK	YDS	INT
Marlon Humphrey	7	6	1	0.0	0.0	0
Patrick Queen	6	4	2	1.0	4.0	0
Brandon Williams	5	4	1	0.0	0.0	0

FIELD GOALS	FGM/FGA	PERCENT	RESULTS
Justin Tucker	1-2	50.0	(46) 57WL
TOTAL	1-2	50.0	

GAME HIGHLIGHTS

- **QB Lamar Jackson** has eclipsed 800 rushing yards for the second time (2019) in his career. He joins Michael Vick (2004 & 2006) as the only QBs in NFL history to notch at least 800 rushing yards in multiple seasons. Jackson also became the first QB to rush for 800-plus yards in back-to-back seasons.
- **DE Yannick Ngakoue** (2 sacks, FF) has recorded 10 games with two or more sacks since 2017, tying for the NFL's third most (Aaron Donald, 13 & Cameron Jordan, 12). He has also registered 18 FFs since entering the league in 2016, marking the NFL's second most during that span (Khalil Mack, 20).
- With his sixth rushing TD, **RB J.K. Dobbins** tied RB Jamal Lewis (6 in 2000) for the most rushing TDs by a rookie in Ravens franchise history. Dobbins has now rushed for a touchdown in four-straight games, also a Ravens' rookie record (Jamal Lewis, three games, 2000).
- **WR Dez Bryant** hauled in an 11-yard TD reception in the victory. It marked his first TD reception since 12/10/17 as a member of the Dallas Cowboys.

TEAM STATISTICS

	JAGUARS	RAVENS
First Downs	17	26
3rd Down Eff. (Made/Att/Pct)	5/12/42%	8/12/67%
4th Down Eff. (Made/Att/Pct)	1/3/33%	1/2/50%
Total Net Yards	267	409
Total Plays	56	64
Yards Per Play	4.8	6.4
Rushes/Net Yards	22/62	37/159
Net Passing	205	250
Pass Attempts/Completions	29/22	26/19
Had Intercepted	0	1
Sacked/Yards Lost	5/21	1/0
Punts/Average	3/36.7	0/0.0
Penalties/Yards	7/67	4/40
Fumbles/Lost	2/1	4/0
Possession Time	28:12	31:48



GAME 15: GIANTS 13, RAVENS 27

N.Y. Giants (5-10) • Baltimore (10-5)

Sunday, December 27, 2020 • 1:00 PM EST • M&T Bank Stadium • Baltimore

Sunny Temp: 38° F, Humidity: 48%, Wind: SSE 3 mph • Attendance: 0 • Time: 3:04



New York Giants	0	3	3	7	—	13
Baltimore Ravens	14	6	0	7	—	27

SCORING DRIVES

TEAM	QTR	TIME	SCORING PLAY	NYG	BAL
Ravens	1	06:48	M.Brown 6 yd. pass from L.Jackson (J.Tucker kick) (13-82, 8:12)	0	7
Ravens	1	00:07	J.Dobbins 2 yd. run (J.Tucker kick) (10-65, 5:05)	0	14
Ravens	2	04:38	J.Tucker 20 yd. Field Goal (13-60, 8:13)	0	17
Giants	2	01:08	G.Gano 31 yd. Field Goal (11-64, 3:30)	3	17
Ravens	2	00:00	J.Tucker 28 yd. Field Goal (10-65, 1:08)	3	20
Giants	3	03:54	G.Gano 42 yd. Field Goal (13-66, 6:52)	6	20
Ravens	4	14:55	D.Bryant 8 yd. pass from L.Jackson (J.Tucker kick) (7-59, 3:59)	6	27
Giants	4	08:40	S.Shepard 3 yd. pass from D.Jones (G.Gano kick) (15-76, 6:15)	13	27

NEW YORK GIANTS (HEAD COACH: JOE JUDGE)

OFFENSE			DEFENSE		
WR	87	S. Shepard	DT	99	L. Williams
WR	86	D. Slayton	NT	94	D. Tomlinson
RT	75	C. Fleming	DE	97	D. Lawrence II
RG	70	K. Zeiter	LB	55	D. Mayo
C	65	N. Gates	MLB	54	B. Martinez
LG	66	S. Lemieux	WLB	48	T. Crowder
LT	78	A. Thomas	S	29	X. McKinney
TE	82	K. Smith	S	21	J. Peppers
TE	88	E. Engram	CB	24	J. Bradberry IV
RB	22	W. Gallman Jr.	CB	23	L. Ryan
QB	8	D. Jones	CB	27	I. Yidom

BALTIMORE RAVENS (HEAD COACH: JOHN HARBAUGH)

OFFENSE			DEFENSE		
WR	80	M. Boykin	DT	93	C. Campbell
LT	78	O. Brown Jr.	NT	98	B. Williams
LG	77	B. Bozeman	DE	95	D. Wolfe
C	65	P. Mekari	RUSH	90	P. McPhee
RG	72	B. Powers	MLB	48	P. Queen
RT	70	D. Fluker	WLB	40	M. Harrison
TE	68	M. Skura	SAM	99	M. Judon
TE	85	E. Tomlinson	LCB	44	M. Humphrey
QB	8	L. Jackson	SS	36	C. Clark
FB	42	P. Ricard	FS	32	D. Elliott
RB	27	J. Dobbins	RCB	23	A. Averett

OFFICIALS: Referee: John Hussey (35), Umpire: Roy Ellison (81), Line Judge: Brian Bolinger (40), Line Judge: Tom Symonette (100), Field Judge: Allen Baynes (56), Field Judge: Steve Zimmer (33), Back Judge: Grantis Bell (27), Replay Assistant: Jamaur Law

NEW YORK GIANTS

PASSING	ATT	CP	YDS	SK/YD	TD	LG	INT	RTG
Daniel Jones	41	24	252	6/37	1	20	0	84.6
TOTAL	41	24	252	6/37	1	20	0	84.6

RUSHING	ATT	YDS	AVG	LG	TD
Wayne Gallman Jr.	6	27	4.5	9	0
Dion Lewis	1	15	15.0	15	0
Evan Engram	1	5	5.0	5	0
Alfred Morris	3	4	1.3	2	0
Daniel Jones	1	3	3.0	3	0
TOTAL	12	54	4.5	15	0

RECEIVING	NO	YDS	AVG	LG	TD
Sterling Shepard	9	77	8.6	16	1
Evan Engram	7	65	9.3	15	0
Dante Pettis	2	33	16.5	20	0
Darius Slayton	2	26	13.0	15	0
Wayne Gallman Jr.	2	26	13.0	19	0
C.J. Board	1	16	16.0	16	0
Alfred Morris	1	9	9.0	9	0
TOTAL	24	252	10.5	20	1

TOP DEFENSE	TOT	SOLO	AST	SCK	YDS	INT
Blake Martinez	12	7	5	0.0	0.0	0
Logan Ryan	8	7	1	0.0	0.0	0
Tae Crowder	8	5	3	0.0	0.0	0

FIELD GOALS	FGM/FGA	PERCENT	RESULTS
Graham Gano	2-2	100.0	(31, 42)
TOTAL	2-2	100.0	

GAME HIGHLIGHTS

- With his seventh rushing TD, **RB J.K. Dobbins** passed RB Jamal Lewis (6 in 2000) for the most rushing TDs by a rookie in Ravens franchise history. Dobbins has now rushed for a TD in five-straight games, extending his Ravens' rookie record (Jamal Lewis, three games, 2000).
- Dobbins' 7 total TDs this season also tie for the most ever by a Ravens' rookie (Marquise Brown – 2019; Marlon Brown – 2013; Torrey Smith – 2011).
- In **QB Lamar Jackson's** 13-career December starts, he's produced 2,182 passing yards and 1,029 rushing yards. He has tallied 24 passing TDs and just 3 INTs, also rushing for 8 TDs.
- With 1 rushing TD, Baltimore produced its 22nd ground TD of the season, tying (2009) a single-season franchise record.
- The 2020 Ravens are the first team in NFL history (data available since 1932) to have three players (**J.K. Dobbins**, **Gus Edwards** and **Lamar Jackson**) each eclipse 600 rushing yards and record at least 6 rushing TDs in a single season.

BALTIMORE RAVENS

PASSING	ATT	CP	YDS	SK/YD	TD	LG	INT	RTG
Lamar Jackson	26	17	183	0/0	2	27	0	111.5
TOTAL	26	17	183	0/0	2	27	0	111.5

RUSHING	ATT	YDS	AVG	LG	TD
Gus Edwards	15	85	5.7	32	0
Lamar Jackson	13	80	6.2	20	0
J.K. Dobbins	11	77	7.0	25	1
Devin Duvernay	1	7	7.0	7	0
TOTAL	40	249	6.2	32	1

RECEIVING	NO	YDS	AVG	LG	TD
Mark Andrews	6	76	12.7	25	0
Marquise Brown	4	25	6.3	9	1
Gus Edwards	2	37	18.5	27	0
Willie Snead IV	2	24	12.0	13	0
Miles Boykin	1	13	13.0	13	0
Dez Bryant	1	8	8.0	8t	1
Devin Duvernay	1	0	0.0	0	0
TOTAL	17	183	10.8	27	2

TOP DEFENSE	TOT	SOLO	AST	SCK	YDS	INT
Marlon Humphrey	6	5	1	0.0	0.0	0
Anthony Averett	5	4	1	0.0	0.0	0
Chuck Clark	4	3	1	0.0	0.0	0

FIELD GOALS	FGM/FGA	PERCENT	RESULTS
Justin Tucker	2-2	100.0	(20, 28)
TOTAL	2-2	100.0	

TEAM STATISTICS

	GIANTS	RAVENS
First Downs	24	25
3rd Down Eff. (Made/Att/Pct)	1/10/10%	8/11/73%
4th Down Eff. (Made/Att/Pct)	1/3/33%	0/0/0%
Total Net Yards	269	432
Total Plays	59	66
Yards Per Play	4.6	6.5
Rushes/Net Yards	12/54	40/249
Net Passing	215	183
Pass Attempts/Completions	41/24	26/17
Had Intercepted	0	0
Sacked/Yards Lost	6/37	0/0
Punts/Average	3/47.0	2/34.0
Penalties/Yards	5/35	10/65
Fumbles/Lost	0/0	1/1
Possession Time	24:51	35:09



GAME 16: RAVENS 38, BENGALS 3

Baltimore (11-5) • Cincinnati (4-11-1)

Sunday, January 3, 2021 • 1:00 PM EST • Paul Brown Stadium • Cincinnati
Cloudy Temp: 39° F, Humidity: 79%, Wind: W 10 mph • Attendance: 10,499 • Time: 2:55



Baltimore Ravens	10	7	21	0	—	38
Cincinnati Bengals	0	3	0	0	—	3

SCORING DRIVES

TEAM	QTR	TIME	SCORING PLAY	BAL	CIN
Ravens	1	08:08	J.Tucker 34 yd. Field Goal (12-59, 6:52)	3	0
Ravens	1	03:48	M.Boykin 43 yd. pass from L.Jackson (J.Tucker kick) (6-69, 2:52)	10	0
Ravens	2	04:26	M.Brown 18 yd. pass from L.Jackson (J.Tucker kick) (17-93, 8:39)	17	0
Bengals	2	00:32	A.Seibert 38 yd. Field Goal (8-55, 3:54)	17	3
Ravens	3	09:55	J.Dobbins 4 yd. run (J.Tucker kick) (5-70, 2:40)	24	3
Ravens	3	03:44	M.Brown 9 yd. pass from L.Jackson (J.Tucker kick) (10-50, 5:10)	31	3
Ravens	3	01:45	J.Dobbins 72 yd. run (J.Tucker kick) (2-80, 0:53)	38	3

CINCINNATI BENGALS (HEAD COACH: ZAC TAYLOR)

OFFENSE		DEFENSE	
WR 85	T. Higgins	DE 58	C. Lawson
WR 18	A. Green	DE 94	S. Hubbard
LT 74	F. Johnson	DT 99	C. Covington
LG 72	X. Su'a-Filo	DT 71	X. Williams
C 66	T. Hopkins	LB 56	J. Bynes
RG 67	Q. Spain	LB 59	A. Davis-Gaither
RT 68	B. Hart	LB 57	G. Pratt
TE 89	D. Sample	CB 23	D. Phillips
QB 8	B. Allen	CB 38	L. Sims
HB 34	S. Perine	S 24	V. Bell
HB 25	G. Bernard	S 30	J. Bates III

BALTIMORE RAVENS (HEAD COACH: JOHN HARBAUGH)

OFFENSE		DEFENSE	
WR 80	M. Boykin	DT 93	C. Campbell
WR 15	M. Brown	NT 98	B. Williams
LT 78	O. Brown Jr.	RUSH 90	P. McPhee
LG 77	B. Bozeman	MLB 48	P. Queen
C 63	T. Colon-Castillo	WLB 58	L. Fort
RG 72	B. Powers	SAM 54	T. Bowser
RT 70	D. Fluker	LCB 24	M. Peters
QB 8	L. Jackson	SS 36	C. Clark
FB 42	P. Ricard	FS 32	D. Elliott
RB 35	G. Edwards	RCB 23	A. Averett
WR 13	D. Duvernay	DB 44	M. Humphrey

OFFICIALS: Referee: Land Clark (130), Umpire: Alan Eck (76), Down Judge: Tripp Sutter (37), Line Judge: Mark Stewart (75), Field Judge: Tra Blake (33), Side Judge: Mearl Robinson (31), Back Judge: Tony Josselyn (67), Head Linesman: John McGrath (5), Replay Official: John McGrath

BALTIMORE RAVENS

PASSING	ATT	CP	YDS	SK/YD	TD	LG	INT	RTG
Lamar Jackson	18	10	113	0/0	3	43	1	91.0
Tyler Huntley	1	1	8	0/0	0	8	0	100.0
TOTAL	19	11	121	0/0	3	43	1	94.5

RUSHING	ATT	YDS	AVG	LG	TD
J.K. Dobbins	13	160	12.3	72t	2
Lamar Jackson	11	97	8.8	20	0
Gus Edwards	12	60	5.0	11	0
Mark Ingram II	9	39	4.3	16	0
Devin Duvernay	1	22	22.0	22	0
Justice Hill	2	21	10.5	16	0
Tyler Huntley	6	5	0.8	2	0
TOTAL	54	404	7.5	72T	2

RECEIVING	NO	YDS	AVG	LG	TD
Marquise Brown	5	41	8.2	18t	2
Mark Andrews	4	27	6.8	9	0
Miles Boykin	1	43	43.0	43t	1
Gus Edwards	1	10	10.0	10	0
TOTAL	11	121	11.0	43T	3

TOP DEFENSE	TOT	SOLO	AST	SCK	YDS	INT
Matthew Judon	6	3	3	0.0	0.0	0
Chuck Clark	4	3	1	0.0	0.0	1
Patrick Queen	4	2	2	0.0	0.0	0

FIELD GOALS	FGM/FGA	PERCENT	RESULTS
Justin Tucker	1-1	100.0	(34)
TOTAL	1-1	100.0	

GAME HIGHLIGHTS

- With their fifth-straight win, Baltimore clinched a playoff berth for the third-consecutive year and for the ninth time in 13 seasons during the **John Harbaugh Era** (since 2008).
- With 404 rushing yards, the Ravens set a new single-game franchise record, surpassing their previous single-game high of 343 vs. Cle. (9/14/03). Baltimore's 404 rushing yards are also the fourth most in a game since 1950 and the second most since the 1970 merger.
- Baltimore finished the regular season with the NFL's most rushing yards (3,071) for the second-straight season. Baltimore became just the fourth team since 1970 to rush for over 3,000 yards.
- **QB Lamar Jackson** became the first/fastest quarterback in NFL history to reach 30 wins in his first 37 starts. He is now 30-7 as a starter.
- **RB J.K. Dobbins** and **RB Gus Edwards** each surpassed 700 rushing yards for the season, while Jackson led the team with 1,005. The 2020 Ravens join the 2019 Ravens and 2011 Panthers as the only teams ever with three 700-yard rushers in an NFL season.

CINCINNATI BENGALS

PASSING	ATT	CP	YDS	SK/YD	TD	LG	INT	RTG
Brandon Allen	21	6	48	0/0	0	21	2	0.0
TOTAL	21	6	48	0/0	0	21	2	0.0

RUSHING	ATT	YDS	AVG	LG	TD
Trayveon Williams	4	74	18.5	55	0
Samaje Perine	9	51	5.7	15	0
Tyler Boyd	1	11	11.0	11	0
Giovani Bernard	3	7	2.3	4	0
Alex Erickson	1	2	2.0	2	0
Brandon Allen	1	2	2.0	2	0
TOTAL	19	147	7.7	55	0

RECEIVING	NO	YDS	AVG	LG	TD
Drew Sample	2	15	7.5	8	0
Cethan Carter	1	21	21.0	21	0
Alex Erickson	1	8	8.0	8	0
Trayveon Williams	1	3	3.0	3	0
Tyler Boyd	1	1	1.0	1	0
TOTAL	6	48	8.0	21	0

TOP DEFENSE	TOT	SOLO	AST	SCK	YDS	INT
Josh Bynes	10	7	3	0.0	0.0	0
Akeem Davis-Gaither	9	6	3	0.0	0.0	1
Germaine Pratt	8	6	2	0.0	0.0	0

FIELD GOALS	FGM/FGA	PERCENT	RESULTS
Austin Seibert	1-1	100.0	(38)
TOTAL	1-1	100.0	

TEAM STATISTICS

	RAVENS	BENGALS
First Downs	24	10
3rd Down Eff. (Made/Att/Pct)	11/17/65%	1/9/11%
4th Down Eff. (Made/Att/Pct)	1/2/50%	0/0/0%
Total Net Yards	525	195
Total Plays	73	40
Yards Per Play	7.2	4.9
Rushes/Net Yards	54/404	19/147
Net Passing	121	48
Pass Attempts/Completions	19/11	21/6
Had Intercepted	1	2
Sacked/Yards Lost	0/0	0/0
Punts/Average	2/50.0	7/48.4
Penalties/Yards	6/49	3/29
Fumbles/Lost	0/0	0/0
Possession Time	40:31	19:29