



BALTIMORE RAVENS GAME RELEASE

UNDER ARMOUR PERFORMANCE CENTER | 1 WINNING DRIVE | DWINGS MILLS, MD

PH: 410-701-4000 | BALTIMORERAVENS.COM | TWITTER: @RAVENS

WORLD CHAMPIONS: SUPER BOWL XXXV (2000) & SUPER BOWL XLVII (2012)



CLEVELAND BROWNS vs. BALTIMORE RAVENS



(1-2) NFL WEEK 4 - SEPT. 29, 2019 (2-1)

1 P.M. ET - M&T BANK STADIUM (71,008)

JUST THE FACTS

- The Baltimore Ravens (2-1) return home to battle the Cleveland Browns (1-2) in a Week 4 showdown at M&T Bank Stadium (1 p.m. kickoff). These teams last met in the 2018 regular season finale, which produced a thrilling affair that Baltimore won, 26-24, to capture the AFC North title. (In the contest, the Ravens registered a game-winning INT to halt a furious Cleveland comeback with 1:02 remaining.)
- The Ravens own a 30-10 all-time series lead over the Browns, including a 16-4 mark in Baltimore. Under head coach John Harbaugh, the Ravens are 19-3 vs. the Browns, sporting a 10-1 home record. In 2018, each team won on its respective home field.
- Last Sunday in an early-season showdown featuring two of the NFL's best offenses, the Ravens dropped a 33-28 decision to the Chiefs at Arrowhead Stadium. Almost 1,000 yards were gained, 503 by the Chiefs and 452 for the Ravens. Kansas City jumped to a 23-6 halftime lead, scoring all 23 points in the second quarter. But the Ravens stormed back and made the game's final minutes dramatic when QB Lamar Jackson scampered 9 yards for a TD to bring Baltimore within 5 (33-28) with 2:01 remaining. But a 2-point conversion failed, as did an onside kick attempt. RB Mark Ingram II rushed for 3 TDs and a game-high 103 yards on 16 carries. Jackson was 22-of-43 for 267 yards, 0 TDs and 0 INTs, adding 46 rushing yards on 8 carries. The league's reigning MVP, QB Patrick Mahomes, threw for 374 yards and 3 TDs.
- Under Coach Harbaugh, Baltimore owns the NFL's fifth-most total wins (116) since his 2008 Charm City arrival. The Ravens have appeared in three AFC title games (2008, 2011 & 2012) with "Harbs" at the helm, and in 2012, won Super Bowl XLVII.

WEEKLY SCHEDULE

- Wed. Sept. 25:** 11:15 a.m. John Harbaugh / Key Players at Podium & Open Locker Room
1:15 p.m. Practice / Media Viewing
- Thur. Sept. 26:** 11:10 a.m. Coordinators at Podium & Open Locker Room
1:15 p.m. Practice / Media Viewing
- Fri. Sept. 27:** 11:10 a.m. Practice / Media Viewing
12:50 p.m. John Harbaugh Podium & Open Locker Room

WEDNESDAY CONFERENCE CALLS

Browns: Freddie Kitchens at 1:55 p.m. **Ravens:** John Harbaugh at 11:30 a.m.

CALLING THE ACTION

- Television: CBS - WJZ Ch. 13 (Baltimore)**
- Greg Gumbel (PBP) - Trent Green (analyst) - Melanie Collins (field)
- Ken Mack (producer) - Suzanne Smith (director)
- Local Radio: WBAL (1090 AM/101.5 FM) & 98 Rock (97.9 FM)**
- Gerry Sandusky (PBP) - Jarret Johnson (analyst) - Kirk McEwen (field)

COACH HARBAUGH SAYS

JOHN HARBAUGH ON WHY HE LOVES THE 2019 RAVENS:

"I really believe in these guys as a group. It's a young group, and I love the way they play and the way they compete. We believe in our guys. I believe that they have big hearts. They have spirit. They fight. They compete. That's why Ravens fans love this team. Can we play better? We will play better, and we'll learn a lot from [the KC defeat]. So, let's get better. Let's play better. Let's coach better. We weren't good enough on Sunday, based on the way we played. But we will be, because these guys aren't backing down."

INJURY UPDATE

Starting CB Jimmy Smith left the Week 1 Miami game with a knee injury and has missed the past two contests. Special teams standout S Brynden Trawick (arm) missed last week's game at KC. Baltimore has four players on IR, including standout CB Tavon Young (neck).

NOTE THE QUOTE

G MARSHAL YANDA ON HIS ROLE AS A LEADER:

"I want to be able to help the young guys. I want to be able to show them what we're doing and how important it is to all of us - no matter how old you are, whether you're a rookie, or you're a 13-year vet - that we all play this game because we love it. ... Everybody is young in this thing right now. It's still September football. We're all building. We all understand that, and we're trying to keep the guys humble and hungry."

WHAT'S GOING ON?



NFL RUSHING LEADERS

TOUCHDOWNS

1. Mark Ingram II (Bal.) 5
2. Jeffery Wilson (SF) 4
- Dalvin Cook (Min.) 4

YARDS

1. Dalvin Cook (Min.) 375
2. Christian McCaffrey (Car.) 318
3. Marlon Mack (Ind.) 299
4. Ezekiel Elliott (Dal.) 289
5. Mark Ingram II (Bal.) 257

YARDS PER ATT.

1. Dalvin Cook (Min.) 6.58
2. Saquon Barkley (NYG) 6.41
3. Lamar Jackson (Bal.) 6.37
4. Mark Ingram II (Bal.) 5.98
5. Raheem Mostert (SF) 5.94

1ST DOWN PCT.

1. Marlon Mack (Ind.) 36.1
2. LeSean McCoy (KC) 34.5
3. Lamar Jackson (Bal.) 33.3
4. Mark Ingram II (Bal.) 32.6
5. Carlos Hyde (Hou.) 30.0

RAVENS INFORMATION

2019 RAVENS SCHEDULE (2-1)

Date	Opponent	Result/Time
Sun. Sept. 8	at Miami Dolphins	W, 59-10
Sun. Sept. 15	ARIZONA CARDINALS	W, 23-17
Sun. Sept. 22	at Kansas City Chiefs	L, 28-33
Sun. Sept. 29	CLEVELAND BROWNS	1:00 p.m.
Sun. Oct. 6*	at Pittsburgh Steelers	1:00 p.m.
Sun. Oct. 13*	CINCINNATI BENGALS	1:00 p.m.
Sun. Oct. 20*	at Seattle Seahawks	4:25 p.m.
Sun. Oct. 27	BYE	
Sun. Nov. 3*	NEW ENGLAND PATRIOTS	8:20 p.m. (NBC)
Sun. Nov. 10*	at Cincinnati Bengals	1:00 p.m.
Sun. Nov. 17*	HOUSTON TEXANS	1:00 p.m.
Mon. Nov. 25	at Los Angeles Rams	8:15 p.m. (ESPN)
Sun. Dec. 1*	SAN FRANCISCO 49ERS	1:00 p.m.
Sun. Dec. 8*	at Buffalo Bills	1:00 p.m.
Thurs. Dec. 12	NEW YORK JETS	8:20 p.m. (FOX/NFLN)
Sun. Dec. 22*	at Cleveland Browns	1:00 p.m.
Sun. Dec. 29*	PITTSBURGH STEELERS	1:00 p.m.

*Flexible Scheduling Games Home Games in CAPS All Times Eastern

NUMBERS TO RAVE ABOUT

+9 – Turnover differential by the Ravens in their last six games (5-1 record) vs. the Browns. Under John Harbaugh (since 2008), Baltimore owns a +12 turnover differential *at home* against Cleveland.

10-1 – Baltimore's record at home vs. the Cleveland Browns during the John Harbaugh Era (since 2008).

14 – INTs by the Ravens' defense in the last six games against Cleveland. Baltimore tallied 3 INTs in last season's Week 17 win.

28 – QB hits by the Ravens' "D" this season, most in the NFL.

216.7 – An NFL-high rushing ypg by the Ravens. Baltimore also owns 34 rushing first downs, also marking a league best.

221 – Consecutive passes by QB Lamar Jackson without throwing an INT, ranking as the NFL's longest active streak. (The streak dates back to 11/25/18 and is also the longest in team history.) Aaron Rodgers currently stands second in the NFL at 160.

.743 – The Ravens' winning percentage at home under John Harbaugh (since 2008), which stands as the NFL's third-best mark.

1,535 – Baltimore's total yards of offense through three games. The figure marks the second-most yards an offense has produced in the first three games of a season in league history. (New England had 1,621 in 2011.)

AFC NORTH STANDINGS

Team	W	L	T	Home	Road	Div.	Con.	PF	PA	Strk.
Baltimore	2	1	0	1-0	1-1	0-0	1-1	110	60	L 1
Cleveland	1	2	0	0-2	1-0	0-0	1-1	49	66	L 1
Cincinnati	0	3	0	0-1	0-2	0-0	0-1	54	83	L 3
Pittsburgh	0	3	0	0-1	0-2	0-0	0-1	49	85	L 3

NOTE OF THE WEEK I

Under John Harbaugh (since 2008), Baltimore is 18-2 at home in the month of September, ranking as the NFL's best such mark. The Ravens have won 21 of their past 23 home games in the month of September, dating back to 2006 (when Brian Billick was head coach).

NFL'S BEST HOME RECORDS IN SEPTEMBER (John Harbaugh Era / Since 2008)

Rk.	Team	Record	Pct.
1.	Baltimore Ravens	18-2	.900
2.	New England Patriots	18-3	.857
3.	Seattle Seahawks	17-3	.850
4.	Green Bay Packers	18-3-1	.841
5.	Denver Broncos	19-4	.826

NOTE OF THE WEEK II

No NFL offense involves its tight ends like the Ravens. Entering Week 4, Baltimore's tight ends have combined to produce 33 catches for 389 yards and 3 TDs (all NFL highs by a TE group).

RECEIVING LEADERS / NFL TIGHT END GROUPS (2019 Season)

Rk.	Team	Rec. Yards	Rec.	Avg.	TDs
1.	Baltimore Ravens	389	33	11.8	3
2.	Oakland Raiders	321	32	10.0	0
3.	New York Giants	296	26	11.4	2
4.	Kansas City Chiefs	292	19	15.4	1
5.	Carolina Panthers	221	16	13.8	2

NOTE OF THE WEEK III

Head coach John Harbaugh owns a 19-3 record against the Browns, producing a mark that stands as the fifth-best winning percentage (.864) by an active head coach vs. one particular team (minimum five games coached).

BEST REGULAR SEASON RECORDS / ACTIVE HEAD COACHES AGAINST A SINGLE OPPONENT (Min. Five Games)

Coach (Team)	Opponent	Record	Win Pct.
Andy Reid (Phi./KC)	Browns	7-0	1.000
Bill Belichick (Cle./NE)	Texans	8-1	.889
Bill Belichick (Cle./NE)	Raiders	7-1	.875
John Harbaugh (Bal.)	Dolphins	7-1	.875
John Harbaugh (Bal.)	Browns	19-3	.864

BRIAN BILLICK RING OF HONOR: *At halftime of this Sunday's Baltimore-Cleveland game, former Ravens head coach Brian Billick will be inducted into the Ravens Ring of Honor, presented by Meritage Jewelers. Billick coached in Baltimore for nine seasons (1999-2007) and led the Ravens to their first Super Bowl title during the 2000 campaign. He won 85 total games, which included a franchise-best 13-3 record during the 2006 season.*

RAVENS / BROWNS INFORMATION

2019 NFL RANKINGS

OFFENSE

Category	--Ravens--		--Browns--	
	Stats	Rank	Stats	Rank
Total Offense	511.7	1	330.3	24
Rush Offense	216.7	1	89.0	25
Pass Offense	295.0	7	241.3	18
Points Per Game	36.7	1	16.3	27t
3rd-Down Off. %	50.0	5t	28.2	28
4th-Down Off. %	71.4	8	0.0	22t
Red Zone Off. (TD%)	62.5	10t	50.0	22t

DEFENSE

Category	--Ravens--		--Browns--	
	Stats	Rank	Stats	Rank
Total Defense	350.7	16t	315.3	10
Rush Defense	60.3	3	102.0	14
Pass Defense	290.3	27	213.3	10
Points Per Game	20.0	10t	22.0	16
3rd-Down Def. %	33.3	9	26.3	4
4th-Down Def. %	50.0	16t	0.0	1t
Red Zone Def. (TD%)	55.6	15t	62.5	19

TEAM

Category	--Ravens--		--Browns--	
	Stats	Rank	Stats	Rank
Turnover Ratio	+3	5t	-1	20t
Penalties	21	12t	35	31t
Penalty Yards	162	10	327	32

RAVENS-BROWNS SERIES HISTORY

- **All-Time Series:** Ravens lead, 30-10.
- **In Baltimore:** Ravens are 16-4. • **In Cleveland:** Ravens are 14-6.
- **Under John Harbaugh:** Baltimore is 19-3 vs. Cleveland.

RAVENS-BROWNS SERIES HISTORY / SINCE 2008

Date	Location	Result	Attendance
09-21-08	Baltimore	Ravens, 28-10	71,104
11-02-08	Cleveland	Ravens, 37-27	73,078
09-27-09	Baltimore	Ravens, 34-3	70,950
11-16-09	Cleveland	Ravens, 16-0	69,023
09-26-10	Baltimore	Ravens, 24-17	71,119
12-26-10	Cleveland	Ravens, 20-10	65,028
12-04-11	Cleveland	Ravens, 24-10	63,648
12-24-11	Baltimore	Ravens, 20-14	71,083
09-27-12	Baltimore	Ravens, 23-16	70,944
11-04-12	Cleveland	Ravens, 25-15	65,449
09-15-13	Baltimore	Ravens, 14-6	71,098
11-03-13	Cleveland	Browns, 24-18	71,513
09-21-14	Cleveland	Ravens, 23-21	67,407
12-28-14	Baltimore	Ravens, 20-10	71,070
10-11-15	Baltimore	Browns, 33-30 (OT)	71,046
11-30-15	Cleveland	Ravens, 33-27	64,380
09-18-16	Cleveland	Ravens, 25-20	67,413
11-10-16	Baltimore	Ravens, 28-7	70,921
09-17-17	Baltimore	Ravens, 24-10	70,605
12-17-17	Cleveland	Ravens, 27-10	56,434
10-07-18	Cleveland	Browns, 12-9 (OT)	67,431
12-30-18	Baltimore	Ravens, 26-24	70,925

All-Time Series Results on Page 342 of the Ravens Media Guide.

2019 RAVENS / BROWNS LEADERS

PASSING YARDS [TDs/INTs]

Lamar Jackson863 (7/0)	Baker Mayfield805 (3/5)
Robert Griffin III55 (1/0)	n/a n/a

RUSHING YARDS [AVG.]

Mark Ingram II257 (6.0)	Nick Chubb233 (4.0)
Lamar Jackson172 (6.4)	D'Ernest Johnson21 (5.3)

RECEIVING YARDS [CATCHES]

Marquise Brown282 (14)	Odell Beckham Jr.288 (19)
Mark Andrews235 (19)	Jarvis Landry161 (10)
Nick Boyle98 (8)	Damion Ratley93 (7)

POINTS

Mark Ingram II30	Austin Seibert19
Justin Tucker26	Five Players6
M. Andrews & M. Brown12	n/a n/a

INTERCEPTIONS [YARDS]

Marlon Humphrey1 (0)	Juston Burris1 (15)
Earl Thomas III1 (14)	T.J. Carrie1 (0)
n/a n/a	n/a n/a

SACKS [YARDS]

Matthew Judon3 (-23)	Myles Garrett6 (-40)
Pernell McPhee2 (-7)	Morgan Burnett2 (-19)
Two Players1 (n/a)	Larry Ogunjobi2 (-19)

TACKLES

Patrick Onwuasor18	Joe Schobert27
Tony Jefferson15	Sheldon Richardson13

GROSS PUNTING [NET]

Sam Koch48.3 (44.1)	Jamie Gillan41.4 (41.1)
-------------------------------	-----------------------------------

FIELD GOALS [PCT.]

Justin Tucker5/5 (100.0)	Austin Seibert5/5 (100.0)
------------------------------------	-------------------------------------

PUNT RETURN YARDS [AVG.]

Cyrus Jones74 (14.8)	Jarvis Landry48 (12.0)
--------------------------------	----------------------------------

KICKOFF RETURN YARDS [AVG.]

Justice Hill102 (20.4)	Dontrell Hilliard80 (26.7)
----------------------------------	--------------------------------------

2019 TALE OF THE TAPE

Category	Ravens	Browns
Record	2-1	1-2
Current Streak	Lost 2	Lost 1
Points Scored	110	49
TDs Scored	14	5
Rushing TDs Scored	6	2
Passing TDs Scored	8	3
TDs on Returns	0	0
Points Against	60	66
TDs Allowed	6	7
Rushing TDs Allowed	2	1
Passing TDs Allowed	4	5
TDs on Returns Allowed	0	1
Time of Poss. Avg.	36:50	30:40
KOR Avg. For.	20.4	23.0
KOR Avg. Against	16.9	16.7
PR Avg. For	14.8	13.2
PR Avg. Against	3.0	1.7
Sacks	7	10
Sacks Allowed	6	11
Interceptions	2	2
Interceptions Thrown	0	5
Fumbles Lost/Recovered	0/1	0/2

RAVENS / BROWNS INFORMATION

RAVENS / BROWNS CONNECTIONS

Franchise Connections

- Ravens EVP and Hall of Fame TE **Ozzie Newsome** played 13 seasons (1978-90) in Cleveland. After his playing career, he held positions as a scout, assistant to the head coach/offense/pro personnel and director of pro personnel in Cleveland before moving to Baltimore as VP of player personnel in 1996.
- Baltimore **QB Robert Griffin III** played for the Browns for the 2016 season. Ravens **WR Willie Snead IV** was signed by Cleveland in 2014 as a rookie free agent and spent training camp with the team.
- Baltimore defensive line coach **Joe Cullen** held the same title in Cleveland for one season (2013).
- The Ravens' staff is comprised of many people who were invited to join the franchise when it moved from Cleveland, including: SVP of football operations **Pat Moriarty**, EVP of public & community relations **Kevin Byrne**, VP of football video operations **Jon Dubé**, SVP of operations **Bob Eller** and VP of IT **Bill Jankowski**.
- Baltimore director of player personnel **George Kokinis** was the Browns' GM in 2009. Kokinis began his career with Cleveland as an operations intern (1991) and then as a scout (1992-95).
- Ravens senior player personnel executive **Vincent Newsome** played two seasons (1991-92) for the Browns before becoming a special assignment scout for the team from 1993-95.
- Baltimore defensive backs coach **Chris Hewitt** served as an intern with the Browns in 2001 through the NFL's Minority Coaching Fellowship Program.
- Ravens east area scout **Bobby Vega** spent 2005-17 within the Browns' scouting department, starting as a scouting assistant and working his way up to director.
- Baltimore midwest area scout **Dwaune Jones** originally signed with Cleveland as an undrafted rookie free agent in 2000.
- Browns **S Jermaine Whitehead** spent the last two games of the 2015 season on the Ravens' roster (inactive for both contests).

Local Connections

- Ravens **C Matt Skura** (Worthington Kilbourne), **DT Brandon Williams** (Harmony Prep) and **DE Chris Wormley** (Whitmer) all played high school football in Ohio.
- Baltimore SVP of football operations **Pat Moriarty** was born in Cleveland and was inducted into the athletic Hall of Fame at Benedictine HS.
- Ravens head coach **John Harbaugh** (Perrysburg), defensive coordinator **Don Martindale** (Trotwood), EVP of public & community relations **Kevin Byrne** (Cleveland), equipment manager **William Sheridan** (Lakewood) were also born in Ohio.
- Baltimore offensive coordinator **Greg Roman** played collegiately at John Carroll University, on the east side of Cleveland, garnering All-Ohio Athletic Conference honors in 1993.
- Cleveland GM **John Dorsey** and **P Jamie Gillan** are both natives of Leonardtown, Md.
- Browns chief strategy officer **Paul DePodesta** began his career in pro sports as an intern for the CFL's Baltimore Stallions in 1995. Cleveland director of equipment operations **Brad Melland** also worked for the Stallions from 1994-95.

LAST WEEK AT KANSAS CITY

CHIEFS 33, RAVENS 28

Arrowhead Stadium • Sept. 22, 2019 • Week 3



In an early-season showdown of teams with two of the NFL's best offenses, the Ravens dropped a 33-28 decision to the Chiefs at Arrowhead Stadium last Sunday. Almost 1,000 yards were gained, 503 by the Chiefs and 452 for the Ravens. Kansas City jumped to a 23-6 halftime lead, scoring all 23 points in the second quarter. But, the Ravens rallied for a 22-10, second-half advantage in a furious effort that fell short. Baltimore was aggressive against the high-scoring Chiefs throughout, converting 3 of 4 fourth-down attempts, the first leading to a 6-0 Ravens lead. (Baltimore was 0-for-3 on 2-point conversion attempts in the contest.) RB Mark Ingram II scored that first touchdown and added 2 more TDs while rushing for a game-high 103 yards on 16 carries. The league's reigning MVP, QB Patrick Mahomes, threw for 374 yards and 3 TDs. The Ravens made the final minutes dramatic when QB Lamar Jackson scampered 9 yards for a TD to bring Baltimore within 5 (33-28) with 2:01 remaining. A 2-point conversion failed, as did an onside kick attempt. The Chiefs then converted a third-and-9 (Mahomes to RB Darrel Williams) with just over a minute left in the game to halt the Ravens' comeback. After RB LeSean McCoy gave the Chiefs a 7-6 second-quarter lead, Mahomes threw 18-yard (WR Demarcus Robinson) and 83-yard (WR Mecole Hardman) scoring strikes to give Kansas City a 20-6 lead. A K Harrison Butker 42-yard FG made the score 23-6 at the half. The Ravens closed the gap to 30-22 with just under 7 minutes left in the game after a pair of Ingram TDs (19 and 1 yards) and a 39-yard K Justin Tucker FG. A 36-yard Butker FG put the KC lead at 11 points (33-22) with 4:36 remaining. Jackson completed 22 of 43 for 267 yards with 8 receivers having at least 2 catches. Chiefs TE Travis Kelce was the game's leading receiver with 7 receptions for 89 yards. Williams rushed 9 times for 62 yards. Both teams entered the game with 2-0 marks.

RAVENS RADIO BROADCASTS

- The Ravens' 2019 radio team features Gerry Sandusky and former Ravens OLB Jarret Johnson. Sandusky, WBAL-TV 11's sports director, delivers the play-by-play for the broadcast team, while Johnson serves as a color analyst.
- Ravens games can be heard on 98Rock (97.9 FM), WBAL 1090 AM/101.5 FM, baltimore Ravens.com, in the Ravens mobile app (when fans are in Baltimore) and on 26 regional affiliates. The network broadcast spans four states – Maryland, Pennsylvania, Delaware & Kentucky – and Washington, D.C.
- Additionally, Ravens games can be heard in Spanish on WDCN La Nueva 87.7 FM in the D.C. area. Games are called by David Andrade and Gustavo Salazar, with Ximena Lugo as producer.



RAVENS WINNING WAYS

TOP FRANCHISES / SINCE 2000

TOTAL WINS

1. New England Patriots . . . 258
2. Pittsburgh Steelers . . . 212
3. Indianapolis Colts . . . 205
4. Green Bay Packers . . . 199
5. Philadelphia Eagles . . . 196
- 6. BALTIMORE RAVENS . . . 193**

SUPER BOWL BERTHS

1. New England Patriots . . . 9
2. New York Giants . . . 3
- Pittsburgh Steelers . . . 3
- Seattle Seahawks . . . 3
- 5. BALTIMORE RAVENS . . . 2**
- Car., Den., Ind., Phi. . . . 2

SUPER BOWL TITLES

1. New England Patriots . . . 6
- 2. BALTIMORE RAVENS . . . 2**
- New York Giants . . . 2
- Pittsburgh Steelers . . . 2
- Den., GB, Ind., 1
- NO, Phi., Sea., TB 1

CONF. TITLE GAMES

1. New England Patriots . . 13
- Philadelphia Eagles 6
- Pittsburgh Steelers 6
- 4. BALTIMORE RAVENS 4**
- Green Bay Packers 4
- Indianapolis Colts 4

WINNING SEASONS

1. New England Patriots . . 18
2. Pittsburgh Steelers 15
3. Indianapolis Colts 14
- 4. Baltimore Ravens 13**
- GB, Phi. & Sea. 13

PLAYOFF BERTHS

1. New England Patriots . . 16
2. Indianapolis Colts 14
3. Green Bay Packers 13
4. Phi., Pit. & Sea. 12
- 7. BALTIMORE RAVENS 11**

PLAYOFF GAMES

1. New England Patriots . . 40
2. Indianapolis Colts 26
3. Pittsburgh Steelers 25
- Philadelphia Eagles . . . 25
- 5. BAL., GB, Sea. 24**

PLAYOFF WINS

1. New England Patriots . . 30
- 2. BALTIMORE RAVENS . . . 15**
- Pittsburgh Steelers 15
- Philadelphia Eagles . . . 14
5. Indianapolis, Seattle . . . 13

PLAYOFF PERFORMERS



In a magnificent effort showcasing thrilling performances by their defense, offense and special teams units, the Baltimore Ravens won Super Bowl XXXV with a 34-7 victory over the New York Giants. Allowing the Giants a meager 152 total net yards, New York's attack crossed midfield just twice, while Baltimore's "D" posted 4 INTs. LB Ray Lewis was named the game's MVP, capping an accolade-filled season in which he was also tabbed the NFL's Defensive Player of the Year.

Baltimore defeated San Francisco, 34-31, in Super Bowl XLVII, capturing the franchise's second World Championship. After an amazing first-half performance, the Ravens took a commanding 28-6 lead. But following a bizarre, 34-minute power outage that halted play, the 49ers stormed back into contention. Clinging to a 34-29 edge late in the game, the Ravens stood firm on a pivotal goal-line stand, jamming SF on four-straight plays inside the 7-yard line. QB Joe Flacco was named the game's MVP.

PLAYOFF PERFORMERS

PLAYOFF WINNING PERCENTAGE (Since 1970 Merger)

Rk.	Team	Record	Pct.
1.	New England Patriots*****	36-19	.655
2.	Baltimore Ravens**	15-9	.625
	New York Giants****	20-12	.625
4.	San Francisco 49ers*****	30-19	.612
5.	Pittsburgh Steelers*****	36-24	.600

* Number of Super Bowl Titles

JOHN HARBAUGH ERA [SINCE 2008]

PLAYOFF BERTHS

1. New England Patriots . . 10
2. Green Bay Packers 8
- 3. BALTIMORE RAVENS 7**
- Indianapolis Colts 7
- Pittsburgh Steelers 7
- Seattle Seahawks 7

TOTAL WINS

1. New England Patriots . . 153
2. Pittsburgh Steelers . . . 123
3. Green Bay Packers . . . 118
4. New Orleans Saints . . . 117
- 5. BALTIMORE RAVENS . . . 116**
6. Indianapolis/Seattle . . 109

PLAYOFF WINS

1. New England Patriots . . 16
- 2. BALTIMORE RAVENS . . . 10**
3. Green Bay Packers 9
- Seattle Seahawks 9
5. Pittsburgh Steelers 8

PLAYOFF GAMES

1. New England Patriots . . 23
- 2. BALTIMORE RAVENS . . . 16**
- Green Bay Packers 16
4. Seattle Seahawks 15
5. Pittsburgh Steelers . . . 14

AFC TITLE GAMES

1. New England Patriots . . 8
- 2. BALTIMORE RAVENS . . . 3**
- Pittsburgh Steelers 3
4. Denver Broncos 2
- Indianapolis Colts 2
- New York Jets 2

PLAYOFF ROAD WINS

- 1. BALTIMORE RAVENS 7**
2. Green Bay Packers 5
3. New York Jets 4
4. Philadelphia Eagles 3
- San Francisco 49ers 3
6. Ind., LAC, NYG, Pit., Sea. . 2

REG. SEASON WINS

1. New England Patriots . . 137
2. Pittsburgh Steelers . . . 115
3. New Orleans Saints . . . 110
4. Green Bay Packers . . . 109
- 5. BALTIMORE RAVENS . . 106**
6. Atlanta Falcons 103
- Indianapolis Colts 103

REG. SEASON HOME WINS

1. New England Patriots . . 78
- 2. BALTIMORE RAVENS . . . 66**
- Green Bay Packers 66
4. Pittsburgh Steelers . . . 63
5. New Orleans Saints . . . 62
6. Minnesota Vikings 61
7. Seattle Seahawks 60

SUPER BOWL SUCCESS

The Baltimore Ravens are one of four franchises (New England, NY Giants and Pittsburgh) to win multiple Super Bowls since 2000.

HEAD COACH JOHN HARBAUGH

ALL-TIME RAVENS COACHING RECORDS

John Harbaugh is the third head coach in Baltimore Ravens history. He is the franchise's all-time winningest coach (116 total victories).

Coach	Seasons	Reg. Season	Playoffs	Total
John Harbaugh	2008-19	106-73	10-6	116-79
Brian Billick	1999-2007	80-64	5-3	85-67
Ted Marchibroda	1996-98	16-31-1	n/a	16-31-1

**SUPER BOWL
XLVII
CHAMPION**

HARBAUGH COACHING RECORDS (2008-19)

- Overall Career Record... 116-79
- Regular Season Record... 106-73
- at Home... 66-23
- on Road... 40-50
- vs. AFC... 80-54
- vs. AFC North... 40-26
- vs. NFC... 26-19
- Playoffs Record... 10-6
- Home Playoff Games... 2-1
- Road Playoff Games... 7-5
- Super Bowl Record... 1-0
- vs. Browns... 19-3

RAVENS WINS UNDER HARBAUGH

Including playoffs (10-6), the Ravens are 116-79 since John Harbaugh's 2008 arrival, ranking as the NFL's fifth-most total wins.

TOTAL NFL WINS / INCLUDING PLAYOFFS / SINCE 2008

Rk.	Team	Total Wins
1.	New England Patriots	153
2.	Pittsburgh Steelers	123
3.	Green Bay Packers	118
4.	New Orleans Saints	117
5.	Baltimore Ravens	116

HARBS' RAVENS TENURE

Year	Record	Playoffs (Result)
2019	2-1	n/a
2018	10-6	0-1 (Advanced to Wild Card Round)
2017	9-7	No Playoff Berth
2016	8-8	No Playoff Berth
2015	5-11	No Playoff Berth
2014	10-6	1-1 (Advanced to Divisional Round)
2013	8-8	No Playoff Berth
2012	10-6	4-0 (Won Super Bowl XLVII)
2011	12-4	1-1 (Advanced to AFC Championship)
2010	12-4	1-1 (Advanced to Divisional Round)
2009	9-7	1-1 (Advanced to Divisional Round)
2008	11-5	2-1 (Advanced to AFC Championship)

AN ELITE GROUP

MOST PLAYOFF WINS BY A COACH / FIRST 11 SEASONS / ALL TIME

Coach (Team)	Playoff Wins	Seasons
Joe Gibbs (Was.)	15	1981-91
Chuck Noll (Pit.)	14	1969-79
Bill Belichick (Cle. & NE)	11	1991-95, 2000-05
John Harbaugh (Bal.)	10	2008-18
Pete Carroll (NE & Sea.)	10	1997-98, 2010-16
Mike McCarthy (GB)	10	2006-16
Andy Reid (Phi.)	10	1999-2009
George Seifert (SF & Car.)	10	1989-96, '99-'01
Bill Walsh (SF)	10	1979-88



HARBAUGH FAST FACTS

John Harbaugh has led the Ravens to a playoff berth in seven (2008-12, 2014 & 2018) of his 11 full seasons, and in 2012, captured the franchise's second Super Bowl title. Under "Harbs," the Ravens have secured an appearance in three AFC Championships (2008, 2011 & 2012).

Here are several Harbaugh quick hits:

- The Ravens are one of only six teams (NE – 10; GB – 8; Bal., Ind., Pit. & Sea. – 7) to earn at least seven postseason berths in the last 11 years. (Baltimore has won at least one game in six of those seven playoff campaigns.)
- The Ravens' 10 playoff wins since 2008 rank second only to New England's 16.
- "Harbs" is the only head coach in NFL history to win a playoff game in each of his first four and five seasons.
- John and his brother, Jim (formerly of the 49ers), are the only head coaches to advance to three conference title games in the first five years as NFL bosses.
- Harbaugh is the only coach in NFL history to win a playoff game in six of the first seven seasons of a coaching career.
- In 2012, Harbaugh became the third coach (with Bill Cowher & Chuck Knox) since the 1970 merger to guide his team to the playoffs in each of his first five seasons.
- Harbaugh owns the fourth-most playoff wins (10, tied) by a coach in his first 11 seasons all time. (See chart at left.)
- With the Ravens' 2014 playoff berth, Harbaugh became one of eight coaches in NFL history to make the postseason in six of their first seven seasons coaching.
- Of coaches to make the playoffs in at least seven of their first 11 years, "Harbs" is one of four active coaches to do so (Pete Carroll - 8, Andy Reid - 8 & Mike Tomlin - 8).
- Harbaugh, Tom Landry (Dal.) and Tom Coughlin (Jax./NYG) own the most road playoff wins (7) by a HC in NFL history.

HEAD COACH JOHN HARBAUGH

ACTIVE HEAD COACH WINNING PERCENTAGE

Baltimore Ravens head coach John Harbaugh owns the fifth-best winning percentage (.595) among active coaches (min. 75 games), compiling a strong 116-79 record (including playoffs).

ACTIVE HEAD COACHES / CAREER WINNING PERCENTAGE (Totals Include Regular Season and Playoff Games / Min. 75 Games)

Rk.	Coach	Team	Seasons	Record	Pct.
1.	Bill Belichick	Cle./NE	1991-95, 2000-19	295-134	.688
2.	Mike Tomlin	Steelers	2007-19	133-76-1	.636
3.	Sean Payton	Saints	2006-19	128-81	.612
4.	Andy Reid	Phi./KC	1999-2019	210-138-1	.603
5.	John Harbaugh	Ravens	2008-19	116-79	.595
6.	Pete Carroll	NYJ/NE/Sea.	'94, '97-99, '10-19	134-94-1	.587
	Mike Zimmer	Vikings	2014-19	50-35-1	.587

HARBS' REG. SEASON TRENDS

On grass	49-35
Artificial turf	57-38
September	27-13
October	17-25
November	32-13
December	27-20
January	3-2
Leading at halftime	86-18
Leading after 3 quarters	94-16
When scoring first	78-25
Positive or even turnover ratio	83-31
Scoring 20 or more points	89-33
Scoring 30 or more points	38-5
Totaling 350 or more net yards	60-27
Rushing for 150 or more yards	36-8
Holding opp. under 250 net yards	39-6
Holding opp. under 21 points	87-15
Holding opp. under 15 points	63-7

POSTSEASON SUCCESS: ACTIVE COACHES

PLAYOFFS WIN PERCENTAGE (Min. 5 Games)

Rk.	Coach	Rec.	Pct.
1.	Bill Belichick	31-11	.738
2.	John Harbaugh	10-6	.625
3.	Dan Quinn	3-2	.600
4.	Sean Payton	8-6	.571
5.	Pete Carroll	10-8	.556

SUPER BOWL TITLES

1. Bill Belichick	6
2. John Harbaugh	1
Pete Carroll	1
Sean Payton	1
Doug Pederson	1
Mike Tomlin	1

HARBAUGH'S CAREER STOPS

Team	Position	Years
Baltimore Ravens	Head Coach	2008-19
Philadelphia Eagles	Secondary	2007
Philadelphia Eagles	Special Teams Coord.	1998-2006
Indiana University	DBs/Special Teams Coord.	1997
University of Cincinnati	Assistant Head Coach	1995-96
University of Cincinnati	TEs/OLBs/RBs/Special Teams	1989-94
Morehead State	DBs/ST Coord./S&C Coach	1988
University of Pittsburgh	Tight Ends	1987
Western Michigan	Graduate Assistant	1984-86

RAVENS UNDER HARBAUGH: SINCE 2008

3

AFC TITLE GAMES
(2nd Most - tied, Pit.)

7

ROAD PLAYOFF WINS
(NFL High)

10

PLAYOFF WINS
(2nd Most, NE - 16)

66

WINS AT HOME
(2nd Most, Tied, GB)

116

TOTAL VICTORIES
(5th Most)

"I can't think of a coach I respect any more than John. He's got an amazing presence about him. Look what he's done. He's done great things for this organization."

- Jim Nantz, CBS Announcer, Dec. 2018



RAVENS SPECIAL TEAMS NOTES

HORTON INHERITS A RICH HISTORY

Following the 2019 retirement of longtime ST coordinator Jerry Rosburg, Chris Horton took over as the Ravens' special teams coach. Horton served as Rosburg's assistant coach for the past three seasons and now leads Baltimore's standout ST battery.

SIX PRO BOWLERS

• Six Ravens have earned eight combined Pro Bowl honors during the John Harbaugh Era (since 2008): ST Brendon Ayanbadejo (2008), K Billy Cundiff (2010), RS Jacoby Jones (2012), K Justin Tucker (2013 & 2016), LS Morgan Cox (2015 & 2016) and P Sam Koch (2015).

PRIME KICKER & PUNTER

• Two-time Pro Bowl K Justin Tucker, who the Ravens signed as a rookie free agent, owns the NFL's most FGs (242) since entering the NFL in 2012. With a 90.3% career success mark, "Tuck" is the most accurate kicker in league history (242-of-268 on FGAs). Earning his first Pro Bowl nod in 2015, P Sam Koch's 46.7 gross average ranked No. 9 in the NFL that season, while his 42.9 net average was No. 2. In 2017, Koch led the NFL in both punts inside the 10 (16) and the 20 (a franchise-record 40).

2018: ANOTHER RAVENS RETURN MAN SCORES BIG

• In Week 12's win vs. Oakland, Baltimore native CB/RS Cyrus Jones posted a 70-yard punt return TD, marking the Ravens' first PR-TD since 10/15/17, when Michael Campanaro had a 77-yarder vs. Chicago. Dating back to 2011, six different Ravens have returned punts for touchdowns: Campanaro, Kaelin Clay, Tandon Doss, C. Jones, Jacoby Jones and Lardarius Webb.

RAVENS' BIG RETURNS IN JONES' MAGICAL SEASON

• Led by Pro Bowl RS Jacoby Jones in the 2012 Super Bowl season, Baltimore ranked first in the NFL in KOR average (27.3). Jones, who became the first player ever to record dual KORs of at least 105 yards in a career, tied for a league-leading 3 kick return TDs (2 KORs & 1 PR). He also tied an NFL record for longest KOR in a Super Bowl with his 108-yard KOR-TD. (In 2014's game at Pit., he added another 108-yarder to his resume, marking 4 total KOR-TDs over 100 yards in his career.)

BALTIMORE BLOCK PARTY

Since 2014, the Ravens own the NFL's fourth-most blocked kicks (13, tied), including an NFL-high 4 (tied) in 2016.

MOST BLOCKED KICKS (Since 2014)

Rk.	Team	Blocks
1.	Philadelphia	16
2.	Miami	15
3.	New England	14
4.	Bal. / Den.	13

MOST BLOCKED KICKS (2016 Season)

Rk.	Team	Blocks
1.	Baltimore	4
	Miami	4
3.	Five Teams	3

RAVENS' 13 BLOCKS: BREAKDOWN (SINCE 2014)

Total Blocks ... 13	1st Qtr. 3	When Losing ... 8
FG Blocks 7	2nd Qtr. 1	When Winning ... 3
PAT Blocks 3	3rd Qtr. 3	When Tied 2
Punt Blocks..... 3	4th Qtr. 6	Record 9-4

242

Tucker FGs Made
NFL's Most Since '12

5

Ravens KOR-TDs
NFL's 2nd Most Since '11

978

Tucker Points Scored
NFL's 2nd Most Since 2012

6

Ravens PR-TDs
NFL's 2nd Most Since '11
(tied with Chi.)

90.3

Tucker Career FG %
Best in NFL History

11

Ravens Total Ret. TDs
NFL's 2nd Most Since '11
(tied with KC)

SEVEN STRAIGHT IN TOP 6

In the past seven seasons (2012-18), in the annual special teams report from senior NFL writer Rick Gosselin, Baltimore has ranked in the NFL's Top 6 for seven-straight seasons. (Gosselin's report is recognized by NFL teams as a special teams measuring stick.)

RAVENS SPECIAL TEAMS RANKINGS IN RICK GOSSELIN'S ANNUAL REPORT (Past Seven Seasons)

Season	Ranking
2018	.6th
2017	.4th
2016	.5th
2015	.1st
2014	.5th
2013	.5th
2012	.2nd

No other NFL team has been in the Top 6 (or even the Top 10) in each of the past seven seasons.

TOP KOR AVERAGE

Since 2008, when John Harbaugh became the Ravens' head coach, Baltimore owns the NFL's No. 1 KOR average (25.1).

NFL KICKOFF RETURN AVERAGE (Since 2008 / Harbaugh's Baltimore Tenure)


Rk.	Team	KOR	Yards	Avg.	Long	TDs
1.	Baltimore Ravens	481	12,072	25.1	108t	7
2.	Minnesota Vikings	522	12,800	24.5	109t	10
3.	New York Jets	547	13,066	23.9	107t	7

RAVENS DEFENSIVE NOTES

WINK IS THE D.C.

In his first year (2018) as Baltimore's D.C., Don "Wink" Martindale led the Ravens' unit to a No. 1-overall ranking, allowing an NFL-best 292.9 yards per game. Baltimore also permitted the league's second-fewest points per game (17.9), just behind Chicago's 17.7. For his coaching efforts, Martindale was recognized by *SI/MMQB* as the Assistant Coach of the Year and was the *AP* NFL runner-up (then-Bears' DC Vic Fangio) for the same award.

The 2019 campaign marks Martindale's 15th season in the NFL, where he has also spent time with Oakland (2004-08) and Denver (2009-10). In 2010, he was Denver's D.C.



2018 "D" NUMBERS TO RAVE ABOUT

1 – NFL team (Baltimore) to rank in the NFL's Top 5 in rush (82.9 – fourth) and pass (210.0 – fifth) defense.

4.81 – Yards per play the Ravens' defense allowed, ranking as the NFL's second-best mark. (Chicago was first at 4.78.)

34.1 – Third-down percentage, ranking No. 3.

50 – Plays of 20+ yards Baltimore allowed, ranking as the NFL's fourth fewest (tied with Minnesota).

58 – Points the Ravens allowed in the fourth quarter, the NFL's fewest. (Tennessee was second at 62.)

86 – Tackles for loss by Baltimore, tying (Chi. & Phi.) for fifth.

89 – Passes defended by Baltimore, ranking third.

80.6 – Defensive passer rating by Baltimore, ranking No. 2.

111 – Points allowed by Baltimore in the second half, ranking as the NFL's fewest. (Tennessee was second at 125.)

BALTIMORE: THE SHUTOUT CITY

Since 2017, 20 shutouts have been pitched by defenses throughout the NFL. Of those, a league-high 4 have come courtesy of the Ravens.

MOST SHUTOUTS (Since 1996 / Ravens' Inception)		MOST SHUTOUTS (Since 2017)	
Rk.	Team	Rk.	Team
1.	Baltimore Ravens	1.	Baltimore Ravens
2.	San Francisco, New England & Seattle	2.	Jacksonville Jaguars Los Angeles Rams
	14		4
	11		2
	11		2

RAVENS ALL-TIME "D" COORDINATORS

Don Martindale joins a long line of great Ravens defensive coordinators, four of whom have gone on to become NFL head coaches: Marvin Lewis (1996-2001), Mike Nolan (2002-04), Rex Ryan (2005-08) and Chuck Pagano (2011).

Don Martindale (2018-19)	Rex Ryan (2005-08)
Dean Pees (2012-17)*	Mike Nolan (2002-04)
Chuck Pagano (2011)	Marvin Lewis (1996-2001)*
Greg Mattison (2009-10)	* Super Bowl-winning DC

2019 RANKINGS

16TH [T] – TOTAL YPG

3RD – RUSH YPG

27TH – PASS YPG

10TH [T] – PPG

In 2018, the Ravens produced the NFL's No. 1 defense (yards allowed per game). It marked the second time (2006) in team history that Baltimore posted the league's No. 1 unit.

2018 TOTAL DEFENSE

Rk.	Team	YPG
1.	Baltimore	292.9
2.	Buffalo	294.1
3.	Chicago	299.7
4.	Minnesota	309.7
5.	Jacksonville	311.4

2018 SCORING DEFENSE

Rk.	Team	PPG
1.	Chicago	17.7
2.	Baltimore	17.9
3.	Tennessee	18.9
4.	Houston	19.8
	Jacksonville	19.8

RAVENS "D" UNDER HARBAUGH

Don Martindale leads a defensive unit that, during the John Harbaugh Era (2008-19), has been superb.

POINTS PER GAME ALLOWED

1.	Baltimore	19.1
2.	New England	19.2
3.	Pittsburgh	19.3

TOUCHDOWNS ALLOWED

1.	Baltimore	361
2.	Pittsburgh	376
3.	Seattle	384

TOTAL NET YARDS ALLOWED

1.	Pittsburgh	311.1
2.	Baltimore	316.1
3.	Seattle	324.4

OPPONENT PASSER RATING

1.	Baltimore	79.6
2.	Buffalo	80.7
3.	Cincinnati	82.6

RUSHING YARDS ALLOWED

1.	Pittsburgh	94.6
2.	Baltimore	96.2
3.	Minnesota	102.2

THIRD-DOWN DEFENSE

1.	Baltimore	35.9
2.	Houston	36.2
3.	Denver	36.4

SACK CITY, USA

In 2018's Week 6 win at the Titans, Baltimore racked up a franchise-best 11 sacks, tying for the second most by a team in league history. They also stand as the most in an NFL game since 2012 (SD, 11).

MOST SINGLE-GAME SACKS RAVENS HISTORY

10/14/18 at Ten	11
11/24/11 vs. SF	9
11/26/06 vs. Pit	9
11/16/97 vs. Phi	9

Second-Half "D" Dominates: In 2018's Week 6 win vs. Tennessee, the Ravens became the first team since the 1934 Lions not to allow a TD after halftime in each of their first six games of a season. (Baltimore's streak was then snapped by NO in Week 7.)

RAVENS OFFENSIVE NOTES

ROMAN ELEVATED TO O.C.

Following the 2018 season, the Ravens named Greg Roman their offensive coordinator. Roman is a 21-year NFL coaching veteran who spent 2018 as the team's assistant head coach/TEs coach. He re-joined the Ravens in 2017 as a senior offensive assistant/TEs coach after his first stint with the team as an assistant O-line coach from 2006-07.

Previously, Roman was a successful "O" coordinator with the Buffalo Bills (2015-16) and San Francisco 49ers (2011-14). With each team, Roman worked with QBs who totaled their highest single-season passer ratings under his guidance: Tyrod Taylor (Bills – 99.4 in 2015), Colin Kaepernick (49ers – 98.3 in 2012) and Alex Smith (49ers – 104.1 in 2012).



TEAM RECORDS SET IN WEEK 1 OF 2019

On Sept. 8 at Miami, the Ravens established team records for most points (59) and yards (643) in a game, beating the Dolphins 59-10 on Kickoff Weekend. Here are the top marks in franchise history:

MOST TOTAL NET YARDS / RAVENS SINGLE-GAME HISTORY

Rk.	Yards	Date/Opp.	Result
1.	643	9/8/19 at Mia.	W, 59-10
2.	553	9/25/11 at STL	W, 37-7
3.	548	12/13/09 vs. Det.	W, 48-3
4.	533	12/23/12 vs. NYG	W, 33-14
5.	503	9/23/12 vs. NE	W, 31-30

MOST POINTS / RAVENS SINGLE-GAME HISTORY

Rk.	Points	Date/Opp.	Result
1.	59	9/8/19 at Mia.	W, 59-10
2.	55	11/11/12 vs. Oak.	W, 55-20
3.	48	12/19/05 vs. GB	W, 48-3
	48	12/13/09 vs. Det.	W, 48-3
	48	10/12/14 at TB	W, 48-17

The Ravens' 643 yards of offense are the most in an NFL game since 2012, when Houston posted 653 vs. Jacksonville.

RAVENS SET FRANCHISE MARK

Boasting the NFL's No. 2 ground attack (152.6 ypg) in 2018, the Ravens racked up the most total net yards (5,999) and second-most rushing yards (2,441) in single-season franchise history.

RAVENS SINGLE-SEASON OFFENSIVE RECORDS

MOST RUSHING YARDS		MOST TOTAL NET YARDS			
Rk.	Year	Yards	Rk.	Year	Yards
1.	2003	2,674	1.	2018	5,999
2.	2018	2,441	2.	2014	5,838
3.	2008	2,376	3.	2015	5,749

RUN GAME FAST FACTS

- Under John Harbaugh, when rushing for at least 125 yards, the Ravens have produced a 57-13 record. Baltimore is 36-8 when rushing for at least 150 yards and 16-2 when tallying at least 200 under "Harbs."
- From Weeks 11-15 in 2018, the Ravens rushed for at least 190 yards in five-straight games. The last NFL team to achieve this feat was the 1976 Steelers.
- In its last seven games of 2018 (6-1 record), Baltimore rushed for an NFL-high 229.6 YPG.

2019 RANKINGS

- 1ST – TOTAL YPG
- 1ST – RUSH YPG
- 7TH – PASS YPG
- 1ST – PPG

TE Mark Andrews on the Ravens' Offense:
"This is a different offense. I don't think people really believed us when we said that. We're kind of bringing a different flavor. We're going to be able to run the ball when we need to and throw the ball when we need to."

HOT START FOR THE "O"

The Ravens have piled up 1,535 total yards in their first three games of 2019, ranking as the second-highest figure ever in a team's initial three games to start a season.

MOST YARDS / FIRST THREE GAMES OF A SEASON (NFL History)

Rk.	Team (Year)	Yards
1.	New England Patriots (2011)	1,621
2.	Baltimore Ravens (2019)	1,535
3.	St. Louis Rams (2000)	1,518
4.	Kansas City Chiefs (2019)	1,461
5.	Denver Broncos (2013)	1,460

TOP OFFENSIVE RANKINGS

Entering Week 4, the Ravens own the NFL's No. 1 offensive attack in both scoring and total yards.

2019 TOTAL OFFENSE			2019 SCORING OFFENSE		
Rk.	Team	YPG	Rk.	Team	PPG
1.	Baltimore	511.7	1.	Baltimore	36.7
2.	Kansas City	487.0	2.	New England	35.3
3.	Dallas	481.3	3.	Kansas City	33.7
4.	San Francisco	421.0	4.	Dallas	32.3
5.	NE/LAC	408.3	5.	San Francisco	32.0

Did You Know? Entering Week 4, the Ravens are the only NFL team not to commit a turnover.

RAVENS PERSONNEL NOTES



EVP & GM ERIC DECOSTA

Eric DeCosta's loyalty, love and pride for the Baltimore Ravens are unmatched. A pillar of the organization's well laid foundation, DeCosta has been with the franchise since Day One, first beginning as an intern during the inaugural 1996 season and then ascending to the personnel department's chief decision-maker in 2019.

Prior to being named executive vice president and general manager this past January – succeeding the legendary Ozzie Newsome – DeCosta, 48, received GM interview offers annually from multiple teams in recent years. However, he never seriously considered leaving Baltimore. Simply put, Eric's respect for – and thorough understanding of – the Ravens' culture aligned perfectly with his pursuit of a dream job.

24TH RAVENS SEASON

"The perfect word is seamless. He's had the experience of watching how Ozzie [Newsome] takes over a room – building a consensus, but [knowing] you have to make the final call. Building that strong consensus with great football minds is what has allowed Ozzie to have the success he's had, and I think Eric obviously understands that very well. The Ravens should be in great hands."

– ESPN's Mel Kiper Jr. on DeCosta's transition to GM

FIRST-ROUND FINDS

The Ravens have tabbed 24 players in the first round. These picks have earned 61 combined Pro Bowls, multiple Defensive POY Awards, two Super Bowl MVPs and three HOF selections.

RAVENS ALL-TIME FIRST-ROUND DRAFT PICKS

Year	Name	Pick	Pro Bowls
1996	T Jonathan Ogden* –	4	11
1996	LB Ray Lewis* ++ ~ –	26	13
1997	LB Peter Boulware*	4	4
1998	CB Duane Starks*	10	
1999	CB Chris McAlister*	10	3
2000	RB Jamal Lewis*=	5	1
2000	WR Travis Taylor	10	
2001	TE Todd Heap*	31	2
2002	S Ed Reed*+ –	24	9
2003	OLB Terrell Suggs*+	10	7
2003	QB Kyle Boller	19	
2005	WR Mark Clayton*	22	
2006	DT Haloti Ngata*	12	5
2007	G Ben Grubbs*	29	2
2008	QB Joe Flacco^ ~	18	
2009	T Michael Oher*	23	
2011	CB Jimmy Smith	27	
2013	S Matt Elam	32	
2014	LB C.J. Mosley*	17	4
2015	WR Breshad Perriman	26	
2016	T Ronnie Stanley	6	
2017	CB Marlon Humphrey	16	
2018	TE Hayden Hurst	25	
2018	QB Lamar Jackson	32	
2019	WR Marquise Brown	25	

* All-Rookie Team ^ Rookie of the Year (NFL.com Fan Vote)
 ~ Super Bowl MVP + Defensive Player of the Year Award
 = Offensive Player of the Year Award – Pro Football Hall of Fame

HOMEGROWN PRO BOWLERS

Year Drafted (Rd.)	Name	Pro Bowls
1996 (1st)	LB Ray Lewis	13
1996 (1st)	T Jonathan Ogden	11
2002 (1st)	S Ed Reed	9
2003 (1st)	OLB Terrell Suggs	7
2007 (3rd)	G Marshal Yanda	7
2006 (1st)	DT Haloti Ngata	5
1997 (1st)	OLB Peter Boulware	4
2014 (1st)	LB C.J. Mosley	4
1999 (1st)	CB Chris McAlister	3
2008 (2nd)	RB Ray Rice	3
2015 (RFA)	LS Morgan Cox #	2
2001 (1st)	TE Todd Heap	2
1996 (5th)	WR/RS Jermaine Lewis	2
2007 (4th)	FB Le'Ron McClain	2
2000 (6th)	OLB Adalius Thomas	2
2012 (RFA)	K Justin Tucker #	2
2007 (1st)	G Ben Grubbs	1
2013 (4th)	FB Kyle Juszczyk	1
2006 (6th)	P Sam Koch	1
2000 (1st)	RB Jamal Lewis	1
2002 (RFA)	LB Bart Scott #	1
2013 (3rd)	DT Brandon Williams	1

Undrafted rookie free agent **Bold indicates 2018 Pro Bowler**

22	19	3
Homegrown Ravens Pro Bowlers	Drafted Ravens To Earn Pro Bowl Honors	Undrafted Rookies To Earn Pro Bowl Honors

Ravens' Three Hall of Famers: Jonathan Ogden (2013), Ray Lewis (2018) & Ed Reed (2019):

Baltimore has drafted three players (Ogden, Lewis & Reed) who were selected to the Pro Football Hall of Fame. For Ogden & Lewis, it was the first time ever two players were drafted in the same round (1st in 1996) by a team and reached the HOF in their initial year of eligibility.

RAVENS PERSONNEL NOTES

RAVENS DRAFT SUCCESS ACROSS THE BOARD

- 1ST** → Jonathan Ogden ('96), Ray Lewis ('96), Peter Boulware ('97), Chris McAlister ('99), Jamal Lewis ('00), Todd Heap ('01), Ed Reed ('02), Terrell Suggs ('03), Haloti Ngata ('06), Joe Flacco ('08), Jimmy Smith ('11), C.J. Mosley ('14), Ronnie Stanley ('16), Marlon Humphrey ('17)
- 2ND** → Jamie Sharper ('97), Ray Rice ('08), Torrey Smith ('11), Courtney Upshaw ('12), Kelechi Osemele ('12), Timmy Jernigan ('14)
- 3RD** → Casey Rabach ('01), Marshal Yanda ('07), Lardarius Webb ('09), Brandon Williams ('13), Crockett Gillmore ('14)
- 4TH** → Edwin Mulitalo ('99), Jarret Johnson ('03), Le'Ron McClain ('07), Dennis Pitta ('10), Kyle Juszczyk ('13), Alex Lewis ('16), Tavon Young ('16)
- 5TH** → Jermaine Lewis ('96), Dawan Landry ('06), Arthur Jones ('10), Pernell McPhee ('11), Rick Wagner ('13), Matthew Judon ('16)
- 6TH** → Adalius Thomas ('00), Chester Taylor ('02), Sam Koch ('06), Haruki Nakamura ('08), Tyrod Taylor ('11), Maurice Canady ('16)
- 7TH** → DeAngelo Tyson ('12), Michael Campanaro ('14)
- RFA** → Mike Flynn ('97), Priest Holmes ('97), Will Demps ('02), Bart Scott ('02), Ma'ake Kemoeatu ('02), Jameel McClain ('08), Dannell Ellerbe ('09), Morgan Cox ('10), Justin Tucker ('12), James Hurst ('14), Zach Orr ('14), Patrick Onwuasor, ('16) Michael Pierce ('16), Matt Skura ('16)

RAVENS 20/20 CLUB

The Ravens' "20/20 Club" includes members of the personnel staff who started with as young assistants and grew into evaluators with more input. The term "20/20" refers to hiring 20-year-olds for \$20,000. But according to Ozzie Newsome: "The guys actually started when they were a little older than 20 and for more than \$20,000, but that's what we call them."

RAVENS "20/20 CLUB" GRADUATES (Current Scouts)

Name	Joined Ravens	Current Title
George Kokinis	1991 (w/ Browns)	Dir. of Player Personnel
Eric DeCosta	1996	EVP & General Manager
Joe Hortiz	1998	Dir. of Player Personnel
Mark Azevedo	2005	Player Personnel Coor.
David Blackburn	2007	West Area Scout
Andrew Raphael	2013	Southeast Area Scout
Brandon Berning	2015	Midwest/SW Area Scout
Joey Cleary	2015	Northeast Area Scout
Patrick Williams	2016	College Scout
Corey Frazier	2017	Pro Scout

UNDRAFTED ROOKIE STREAK

Undrafted rookies LB Otaru Alaka and G Patrick Mekari made the Ravens' 2019 Week 1 roster, marking the 16th-straight season a RFA has made Baltimore's team. That stretch ties for the NFL's second-longest active streak.

CONSECUTIVE SEASONS W/ ROOKIE FA ON WEEK 1 ROSTER (Current NFL Streaks)

Rk.	Team	Seasons
1.	Indianapolis Colts	21
2.	Baltimore Ravens New England	16 16

SUPER BOWLS SINCE 2000

MOST SUPER BOWL CHAMPIONSHIPS (Since 2000 Season)



Titles	Team	Seasons
6	New England Patriots	'01, '03-04, '14, '16, '18
2	Baltimore Ravens	2000, '12
2	New York Giants	2007, '11
2	Pittsburgh Steelers	2005, '08

THE WIZARDRY OF OZ

Ozzie Newsome's legacy is unlike any the game has seen. Known throughout all of sports as a premier leader, Newsome is a Hall of Fame player, the architect of Baltimore's 2000 and 2012 Super Bowl championship teams and an elite evaluator who became the NFL's first African American GM. In 2019, his longtime top lieutenant, Eric DeCosta, took over as the Ravens' EVP & GM. However, Newsome maintains a significant role within the organization as its executive VP.

OZZIE NEWSOME CAREER SNAPSHOT

- NFL's first African American General Manager (promoted in 2002)
- Architect of Ravens 2000 & 2012 Super Bowl Championship Teams
- NFL Executive of the Year (2000)
- Pro Football Hall of Fame (class of 1999)
- State of Alabama Hall of Fame (class of 1995)
- National Football Foundation College Hall of Fame and NCAA Hall of Fame (class of 1994)
- 13-Year NFL Tight End with Cleveland Browns (1978-90)
- Three-Time Pro Bowler (1981, 1984-85)
- Four-Time Cleveland Touchdown Club Offensive Player of the Year
- Member of NFL Policy-Making Groups: Competition Comm. & Player Care Found. Board



IRONMEN / TURNOVERS NOTES

CARR IS THE IRON HORSE

CB Brandon Carr's 179-consecutive starts rank as the NFL's longest active streak among defensive players. They stand second overall among all NFL players.

NFL CONSECUTIVE GAMES STARTED (Current NFL Streaks)

Rk.	Player	Games
1.	QB Philip Rivers (LAC)	211
2.	CB Brandon Carr (Bal.)	179
3.	QB Matt Ryan (Atl.)	150
4.	LB Ryan Kerrigan (Was.)	131
	QB Matthew Stafford (Det.)	131
6.	DT Ndamukong Suh (TB)	118

RAVENS IRONMEN

RAVENS CONSECUTIVE GAMES PLAYED / ACTIVE STREAKS

Rk.	Player	Games
1.	Sam Koch	211
2.	Justin Tucker	115
3.	Anthony Levine Sr.	99

RAVENS CONSECUTIVE GAMES PLAYED / ALL-TIME STREAKS

Rk.	Player	Games	Years
1.	Sam Koch	211	2006-present
2.	Jarret Johnson	129	2003-11
3.	Joe Flacco	122	2008-2015
4.	Justin Tucker	115	2012-present
5.	Peter Boulware	111	1997-2003

RAVENS ALL-TIME GAMES PLAYED

Rk.	Player	Games	Years
1.	Terrell Suggs	229	2003-18
2.	Ray Lewis	228	1996-2012
3.	Sam Koch	211	2006-present
4.	Matt Stover	207	1996-2008
5.	Jonathan Ogden	177	1996-2007
6.	Marshal Yanda	165	2007-present
7.	Joe Flacco	163	2008-18
8.	Ed Reed	160	2002-12
9.	Jarret Johnson	143	2003-11
10.	Morgan Cox	137	2010-present
11.	Chris McAlister	135	1999-2008
	Haloti Ngata	135	2006-14
13.	Kelly Gregg	134	2001-10
14.	Mike Flynn	133	1998-2007
	Todd Heap	133	2001-10

TWO DURABLE RAVENS

Among active NFL players, P Sam Koch (211) & CB Brandon Carr (179) each rank first at their respective positions for current streaks of most consecutive games played.

CONSECUTIVE GAMES PLAYED / CURRENT NFL STREAKS

PUNTERS

1.	Sam Koch (Bal.)	211
2.	Brett Kern (Ten.)	179
3.	Dustin Colquitt (KC)	171

CORNERBACKS

1.	Brandon Carr (Bal.)	179
2.	Casey Hayward (LAC)	83
3.	Malcolm Butler (Ten.)	71

TURNOVER MARGIN SINCE 2008

Since John Harbaugh's 2008 Baltimore arrival, the Ravens have produced the NFL's fifth-best turnover differential (+46).

NFL's TOP TURNOVER DIFFERENTIALS (Since 2008 / John Harbaugh Era)

Rk.	Team	Takeaways	Giveaways	Turnover Diff.
1.	New England	313	177	+136
2.	Green Bay	302	203	+99
3.	Kansas City	288	227	+61
4.	Seattle	288	229	+59
5.	Baltimore	286	240	+46
6.	Carolina	307	271	+36
7.	Atlanta	269	237	+32

TURNOVER MARGIN AT HOME

Baltimore owns a +54 differential at home during the John Harbaugh Era, ranking as the league's third-best (tied) mark.

NFL's TOP TURNOVER DIFFERENTIALS / AT HOME (Since 2008 / John Harbaugh Era)

Rk.	Team	Takeaways	Giveaways	Turnover Diff.
1.	Green Bay	173	89	+84
2.	New England	166	88	+78
3.	Baltimore	157	103	+54
	Seattle	163	109	+54

TURNOVER TABLE SINCE 2000

Year	TA/TO	Plus/Minus	Record
2019	3/0	+3	2-1
2018	17/20	-3	10-6
2017	34/17	+17	9-7
2016	28/23	+5	8-8
2015	14/28	-14	5-11
2014	22/20	+2	10-6
2013	24/29	-5	8-8
2012	25/16	+9	10-6
2011	26/24	+2	12-4
2010	27/20	+7	12-4
2009	32/22	+10	9-7
2008	34/21	+13	11-5
2007	23/40	-17	5-11
2006	40/23	+17	13-3
2005	26/36	-10	6-10
2004	34/23	+11	9-7
2003	41/38	+3	10-6
2002	31/32	-1	7-9
2001	28/36	-8	10-6
2000	49/26	+23	12-4
Total	558/494	+64	178-129

THE RAVENS ARE...

Since 2000, here are the Ravens' records in a game:

When turnover ratio is +2 or better	79-5
When turnover ratio is +1 or better	114-17
When turnover ratio is even	32-25
When turnover ratio is negative	31-85

THAT M&T MAGIC

HOME UNDER HARBS

Under John Harbaugh (since 2008) the Ravens own the NFL's third-best home winning percentage, going 66-23 at M&T Bank Stadium. This includes a 10-1 mark vs. the Browns.

NFL'S BEST REGULAR SEASON HOME RECORDS (John Harbaugh Era / Since 2008)

Rk.	Team	Record	Pct.
1.	New England Patriots	78-12	.867
2.	Green Bay Packers	66-22-2	.744
3.	Baltimore Ravens	66-23	.742
4.	Pittsburgh Steelers	63-26	.708
5.	New Orleans Saints	62-27	.697

RAVENS DEFEND THE BANK

The Ravens have been outstanding at home since they arrived in Baltimore. Below are their respective home records and corresponding NFL rankings during several periods.

RAVENS HOME RECORDS / NFL RANKINGS

Time Period (Milestone)	Record	NFL Rank
Since 2010 (Past Nine-Plus Seasons)	54-19	3
Since 2008 (John Harbaugh's Arrival)	66-23	3
Since 2000 (First Super Bowl Season)	111-41	2
Since 1998 (M&T Bank Stadium Opened)	119-49	3
Since 1996 (Team's Inception)	126-57-1	4

HOME "D" UNDER HARBS (SINCE 2008)

16.7	74.4	299.5
POINTS ALLOWED PER GAME (NFL'S BEST)	OPPONENT PASSER RATING (NFL'S BEST)	YARDS ALLOWED PER GAME (NFL'S BEST)

Dating back to 2008, the Ravens have outscored opponents 2,205 to 1,482 at home. In their 66 wins during this span, the margin of victory has been 13.9 points per game.

The Ravens own a +746 point differential at home under John Harbaugh, ranking No. 3 in the NFL (NE is +1,155 & GB is +796).

Baltimore is 32-0 under Harbaugh when allowing 12 points or fewer at home, which it did twice (TB - 12 & Buf. - 3) in 2018.

HOME "D" DOMINANCE DATES WAY BACK

The Ravens' "D" has been stout at home for many seasons. Since 2003, Baltimore ranks first in several key categories:

BEST NFL DEFENSES AT HOME / SINCE 2003

POINTS PER GAME (Fewest Allowed)	TOTAL DEFENSE (Fewest Yards Allowed)
1. Baltimore 16.5	1. Baltimore 293.6
2. New England 16.9	2. Pittsburgh 299.9
3. Seattle 18.2	3. Seattle 311.6
INTERCEPTIONS	SACKS
1. Baltimore 157	1. Minnesota 369
New England 157	2. Seattle 340
3. Cin. / GB 155	3. Baltimore 339

HOME FAST FACTS

- Under John Harbaugh, the Ravens are 18-2 in September home games. The Ravens have won 21 of their past 23 home games in the month of September (dating back to 2006).
- Under Harbaugh, the Ravens are 20-4 in November home games, producing the NFL's best such record. The Ravens have won 18 of their past 21 home games during the month.
- The Ravens are 18-8 at home in the month of December under Harbaugh and 38-16 in such games during their history.
- Under Harbaugh (since 2008), Baltimore has gone 18-5 against NFC teams at M&T Bank Stadium, producing the best home record by an AFC squad vs. the "other" conference.
- Baltimore has won 21 of its last 26 home games vs. NFC teams.
- In their history, the Ravens have hosted 18 games when the temperature was below 40 degrees. Baltimore is 15-3 in such games.
- Baltimore is 8-1 at home in November against AFC North foes under Harbaugh. Overall under Harbaugh, the Ravens are 23-10 in home games played against AFC North foes.
- Baltimore has won 18 of its last 25 home games vs. AFC North foes.
- The Ravens are 13-3 at home all time against teams from the West Coast (Oak. - 6-1, SD - 3-1, SF - 2-0 and Sea. - 2-1).

BEST HOME DEFENSE

Baltimore has permitted an NFL-best 16.7 ppg at home during the John Harbaugh Era. Under "Harbs," the Ravens are 30-0 at home when allowing 10 points or fewer. In 19 of those games, the Ravens gave up no more than 7 points.

FEWEST POINTS/GAME ALLOWED AT HOME (Since 2008 / John Harbaugh Era)

Rk.	Team	PPG
1.	Baltimore	16.7
2.	New England	18.1
3.	Seattle	18.6



ALL-TIME RESULTS / TRENDS

RAVENS ALL-TIME RECORDS

	Overall Record	Home	Away
Overall.....	202-168-1	127-57-1	75-111
In M&T Bank Stadium (since 1998).....	120-49	120-49	n/a
Coached by Ted Marchibroda.....	16-31-1	11-12-1	5-19
Coached by Brian Billick.....	80-64	50-22	30-42
Coached by John Harbaugh.....	106-73	66-23	40-50
vs. AFC Teams.....	156-130	98-50	58-80
vs. AFC North.....	58-44	35-16	23-28
vs. AFC Central (1996-2001).....	26-28	13-14	13-14
vs. AFC East.....	24-21	17-5	7-16
vs. AFC South.....	18-17	12-5	6-12
vs. AFC West.....	26-20	17-7	9-13
vs. NFC Teams.....	51-39-1	34-10-1	17-29
vs. NFC North.....	8-8	6-2	2-6
vs. NFC Central (1996-2001).....	3-5	3-1	0-4
vs. NFC East.....	13-9-1	8-2-1	5-7
vs. NFC South.....	12-8	6-4	6-4
vs. NFC West.....	15-9	11-1	4-8
On Monday Night Football.....	12-11	5-2	7-9
On Thursday Night Football.....	7-5	6-1	1-4
On Saturday.....	4-1	2-0	2-1
In Overtime.....	12-13-1	7-4-1	5-9
Ravens Shutout Wins.....	14-0	6-0	8-0
In Season Openers.....	13-11	8-4	5-7
Indoors.....	6-15	n/a	6-15

Note: Baltimore has played in Houston's Reliant/NRG Stadium five times (3-2), Indy's Lucas Oil Stadium twice (0-2), Dallas' Texas Stadium once (1-0) and Atlanta's Mercedes-Benz Stadium once (1-0). Three of those games at Reliant Stadium (12/13/10, 10/21/12 & 12/21/14) came when the roof was closed, meaning those games were "indoors," while the other games listed are considered "outdoors" due to open roofs.

In August.....	0-1	0-1	0-0
In September.....	50-31	32-7	18-24
In October.....	36-52	19-20	17-32
In November.....	57-39-1	35-13-1	22-26
In December.....	54-41	38-16	16-25
In January.....	5-4	3-0	2-4

RAVENS RESULTS WHEN...

Team	Since 2000	Since 2008	2019	Offense	Since 2000	Since 2008	2019
Record.....	178-129	106-73	2-1	Scoring 20 or more points.....	140-48	39-33	2-1
vs. AFC North (since 2002).....	58-44	40-26	0-0	Scoring 30 or more points.....	58-7	38-5	1-0
vs. AFC.....	134-97	80-54	1-1	Having 20 or more first downs.....	84-51	62-32	2-1
vs. NFC.....	44-32	26-19	1-0	Totaling 350 or more net yards.....	85-42	60-27	2-1
Home.....	112-41	67-23	1-0	At least 35 minutes time of poss.....	50-7	30-5	2-0
Away.....	66-88	40-50	1-1	Rushing for 150 or more yards.....	61-16	36-8	2-1
On grass.....	87-71	49-35	2-1	When not throwing an INT.....	100-24	62-17	2-1
Artificial turf.....	91-58	57-38	0-0	With a 100-yard rusher.....	57-22	29-9	1-1
Outdoors.....	173-117	100-65	2-1	Without a 100-yard rusher.....	121-107	77-64	1-0
Indoors.....	5-12	4-7	0-0	With a 100-yard receiver.....	40-23	27-16	2-0
September.....	42-24	27-13	2-1	Without a 100-yard receiver.....	138-106	79-57	0-1
October.....	33-41	17-25	0-0	With a 300-yard passer.....	23-19	20-14	1-0
November.....	52-27	32-13	0-0	Without a 300-yard passer.....	155-110	86-59	1-1
December.....	46-34	27-20	0-0	Defense	Since 2000	Since 2008	2019
January.....	5-3	3-2	0-0	When scoring a defensive TD.....	45-7	23-5	0-0
Leading at halftime.....	141-24	86-18	2-0	When returning an INT for a TD.....	33-3	15-2	0-0
Trailing at halftime.....	27-92	14-50	0-1	When returning a fumble for a TD.....	12-4	8-3	0-0
Tied at halftime.....	10-13	6-5	0-0	Recording 3 or more sacks.....	98-39	52-25	2-0
Tied after 3 quarters.....	4-7	2-3	0-0	Holding opp. under 250 net yards.....	55-6	39-6	1-0
Leading After 3 quarters.....	152-18	94-16	2-0	Holding opp. under 21 points.....	143-36	87-15	2-0
Trailing after 3 quarters.....	23-103	10-57	0-1	Holding opp. under 15 points.....	111-16	63-7	1-0
Decided by 7 points or fewer.....	73-72	42-48	1-1	Allowing a 100-yard rusher.....	17-28	10-17	0-0
Decided by 3 points or fewer.....	41-40	25-26	0-0	Not allowing a 100-yard rusher.....	160-102	96-56	2-1
When scoring first.....	124-40	78-25	2-1	Allowing a 100-yard receiver.....	38-40	21-24	1-0
When not scoring first.....	55-89	28-48	0-0	Not allowing a 100-yard receiver.....	141-88	85-49	1-1
Positive or even turnover ratio.....	147-43	83-31	2-1	Allowing a 300-yard passer.....	24-28	16-20	1-1
Negative turnover ratio.....	31-86	23-42	0-0	Not allowing a 300-yard passer.....	153-101	90-53	1-0
Winning penalty ratio.....	80-53	49-27	1-0				
Losing penalty ratio.....	86-66	49-38	1-1				
Overtime.....	9-11	6-8	0-0				
When returning a KOR for a TD.....	5-3	5-2	0-0				
When returning a PR for a TD.....	9-3	5-1	0-0				

LAMAR JACKSON NOTES

WHAT A START

In Week 1 at Miami (9/8), QB Lamar Jackson completed 17 of 20 passes for 324 yards, 5 TDs and 0 INTs for a perfect 158.3 passer rating. Jackson became just the seventh QB in NFL history with at least 300 passing yards, 5 TDs and a 158.3 rating.

QUARTERBACKS w/ 300 YARDS, 5 TDs & A 158.3 RATING (NFL History)

Player	Date/Opp.	Cmp-Att.	Pct.	Yards	TDs
Lamar Jackson	9/8/19 at Mia.	17-20	85.0	324	5
Ben Roethlisberger	11/8/18 vs. Car.	22-25	88.0	328	5
Jared Goff	9/27/18 vs. Min.	26-33	78.8	465	5
Nick Foles	11/3/13 at Oak.	22-28	78.6	406	7
Drew Brees	11/30/09 vs. NE	18-23	78.3	371	5
Tom Brady	10/21/07 at Mia.	21-25	84.0	354	6
Peyton Manning	9/28/03 at NO	20-25	80.0	314	6

JACKSON IS THE ONLY PLAYER IN LEAGUE HISTORY TO POST AT LEAST 120 RUSHING YARDS AND 250 PASSING YARDS IN A REGULAR SEASON GAME [9/15/19 VS. ARI.]

LAMAR JACKSON



**WEEK 1
AFC
OFFENSIVE
P.O.W.
[AT MIA.]**

2019 NFL PASSING LEADERS

TOUCHDOWNS

1. Patrick Mahomes (KC) 10
2. Dak Prescott (Dal.)..... 9
3. Matt Ryan (Atl.)..... 8
- 4. Lamar Jackson (Bal.) 7**
Tom Brady (NE)..... 7
Case Keenum (Was.)..... 7
Jacobus Brissett (Ind.) 7
Russell Wilson (Sea.)..... 7

QB RATING

1. Patrick Mahomes (KC) 134.9
2. Dak Prescott (Dal.)..... 128.0
3. Russell Wilson (Sea.)..... 119.6
4. Tom Brady (NE)..... 116.5
- 5. Lamar Jackson (Bal.) 113.9**

YARDS PER ATT.

1. Patrick Mahomes (KC) 10.5
2. Dak Prescott (Dal.)..... 9.8
3. Jimmy Garoppolo (SF)..... 8.8
- 4. Lamar Jackson (Bal.) 8.6**
Tom Brady (NE)..... 8.6

20+ YARD COMP.

1. Patrick Mahomes (KC) 18
- 2. Lamar Jackson (Bal.) 16**
Philip Rivers (LAC) 16
4. Four Players 14

LAMAR JACKSON RANKS NINTH IN PASSING YARDS [863], ENTERING WEEK 4.

250 PASSING / 120 RUSHING

In Week 2's win over Arizona, QB Lamar Jackson became the only player in league history to throw for at least 250 yards and rush for at least 120 yards in a game. He finished with 272 passing yards, 2 TDs and 0 INTs (104.8 rating), adding 120 rushing yards.

MOST PASSING YARDS / QBs TO RUSH FOR 100 YARDS (NFL Single-Game History)

Player	Date/Opp.	Pass Yds	Rush Yards
Cam Newton	12/20/15 vs. NYG	340	100
Russell Wilson	10/19/14 vs. STL	313	106
Colin Kaepernick	11/27/16 vs. Mia.	296	113
Cam Newton	12/9/12 vs. Atl.	287	116
Cam Newton	10/12/14 vs. Cin.	284	107
Lamar Jackson*	9/15/19 vs. Ari.	272	120

* Only player ever with 250 passing/120 rushing yards

LAMAR JACKSON NOTES

JACKSON LEADS "0" TO NEW HEIGHTS

Led by QB Lamar Jackson on Sept. 8 at Miami, the Ravens established team records for most points (59) and yards (643) in a game, beating the Dolphins 59-10 in Week 1.

MOST TOTAL YARDS / RAVENS SINGLE-GAME HISTORY

Rk.	Yards	Date/Opp.	Result
1.	643	9/8/19 at Mia.	W, 59-10
2.	553	9/25/11 at STL	W, 37-7
3.	548	12/13/09 vs. Det.	W, 48-3

MOST POINTS / RAVENS SINGLE-GAME HISTORY

Rk.	Points	Date/Opp.	Result
1.	59	9/8/19 at Mia.	W, 59-10
2.	55	11/11/12 vs. Oak.	W, 55-20
3.	48	12/19/05 vs. GB	W, 48-3
	48	12/13/09 vs. Det.	W, 48-3
	48	10/12/14 at TB	W, 48-17

PASSING TOUCHDOWNS

RAVENS SINGLE-GAME HISTORY

Quarterback/Date/Opp.	TDs
Lamar Jackson, 9/8/19 at Mia.	5
Joe Flacco, 10/12/14 at TB.	5
Tony Banks, 9/10/00 vs. Jax.	5

COMPLETION PCT.

RAVENS SINGLE-GAME HISTORY

Quarterback/Date/Opp.	Pct.
Lamar Jackson, 9/8/19 at Mia.	85.0
Joe Flacco, 11/1/09 vs. Den.	80.0
Elvis Grbac, twice.	80.0

PASSER RATING

RAVENS SINGLE-GAME HISTORY

Quarterback/Date/Opp.	Rate
Lamar Jackson, 9/8/19 at Mia.	158.3
Joe Flacco, 10/12/14 at TB.	149.7
Joe Flacco, 9/28/14 vs. Car.	137.4

JACKSON IS THE YOUNGEST QB IN NFL HISTORY TO PRODUCE A PERFECT PASSER RATING [9/8/19 AT MIA.].

CONSECUTIVE PASSES, NO INTs

RAVENS ALL-TIME HISTORY

Quarterback/Dates	Passes
Lamar Jackson, 11/25/18-present	221
Joe Flacco, 9/25/16-10/23/16.	176
Eric Zeier, 11/9/97-9/20/98.	175

RAVENS ATTACK SOARS IN 2019

With QB Lamar Jackson at the helm, the Ravens have piled up 1,535 total yards in their first three games of 2019, ranking as the second-highest figure ever in a team's initial three games to start a season.

MOST YARDS / FIRST THREE GAMES OF A SEASON (NFL History)

Rk.	Team (Year)	Yards
1.	New England Patriots (2011)	1,621
2.	Baltimore Ravens (2019)	1,535
3.	St. Louis Rams (2000)	1,518
4.	Kansas City Chiefs (2019)	1,461
5.	Denver Broncos (2013)	1,460

2018: DID YOU KNOW?

- QB Lamar Jackson's 695 rushing yards in 2018 rank as the 11th most by a QB in NFL single-season history.
- The 695 yards also stand third most by a rookie QB, only behind Robert Griffin III (815 in 2012) and Cam Newton (706 in 2011).
- Jackson became the youngest QB to start a playoff game in NFL history (21 years, 364 days), posting a game-high 194 passing yards and 2 TDs in the Wild Card vs. LAC (1/6/19).
- Jackson earned NFL Offensive Rookie of the Month for December 2018, rushing for 366 yards and 3 TDs. He also completed 65 of 114 passes for 786 yards and 4 TDs.

ACTION JACKSON

QB Lamar Jackson rushed for 695 yards in 2018, the most among NFL QBs. In his last seven games alone (all starts with a 6-1 record), Jackson posted 556 rushing yards, which ranked as the NFL's seventh-most overall from Weeks 11-17.

MOST RUSHING YARDS / QUARTERBACKS / 2018 SEASON

Rk.	Quarterback	Att.	Yards	Avg.	LG	TDs
1.	Lamar Jackson (Bal.)	147	695	4.73	39	5
2.	Josh Allen (Buf.)	89	631	7.09	45	8
3.	Deshawn Watson (Hou.)	99	551	5.57	34	5
4.	Cam Newton (Car.)	101	488	4.83	29	4
5.	Mitchell Trubisky (Chi.)	68	421	6.19	39	3

ROOKIE QB WINS

ROOKIE QBs WITH MOST WINS IN FIRST SEVEN STARTS OF A CAREER / SINCE 1970

Year	Quarterback	Record
2004	Ben Roethlisberger.	7-0
2018	Lamar Jackson.	6-1
2016	Dak Prescott.	6-1

MARSHAL YANDA NOTES

STANDING GUARD

G Marshal Yanda, considered one of the greatest to ever wear a Ravens uniform, has earned seven-career Pro Bowls, which tie (Terrell Suggs) for fourth in franchise history. In 2019, only four active NFL O-linemen have played in more games than Yanda, who stands at 165 contests.

MOST PRO BOWLS (Ravens History)

LB Ray Lewis.....	13
T Jonathan Ogden.....	11
S Ed Reed.....	9
OLB Terrell Suggs.....	7
G Marshal Yanda.....	7



MOST GAMES PLAYED (Active NFL O-Linemen)

T Andrew Whitworth (LAR) ..	202
T Jason Peters (Phi.)	195
T Donald Penn (Was.).....	181
T Joe Staley (SF).....	176
G Marshal Yanda (Bal.) ...	165



Bengals DT Geno Atkins on Marshal Yanda:

"When I tell my son or daughter about football [someday], I'll tell them he was one of the best guards I went up against in the league. He's got nastiness, he's physical, and he has finesse. He's strong, but if you try to beat him with a little finesse, he can handle that, too, because he's got good feet. He's got the whole package."

DID YOU KNOW?

- G Marshal Yanda is one of 17 players in NFL history to earn at least 7 Pro Bowls as a guard. Of those, Yanda is one of just five (Larry Allen, Ed Budde, Alan Faneca & Gene Upshaw) to win a Super Bowl.
- Yanda has played in 165 games (154 starts), ranking as the second-most games played among O-linemen in Ravens history (Jonathan Ogden – 177).

A SEASONED PRO

G Marshal Yanda's seven Pro Bowls tie (Maurkice Pouncey & Trent Williams) for second among active O-linemen (Jason Peters' nine are first).

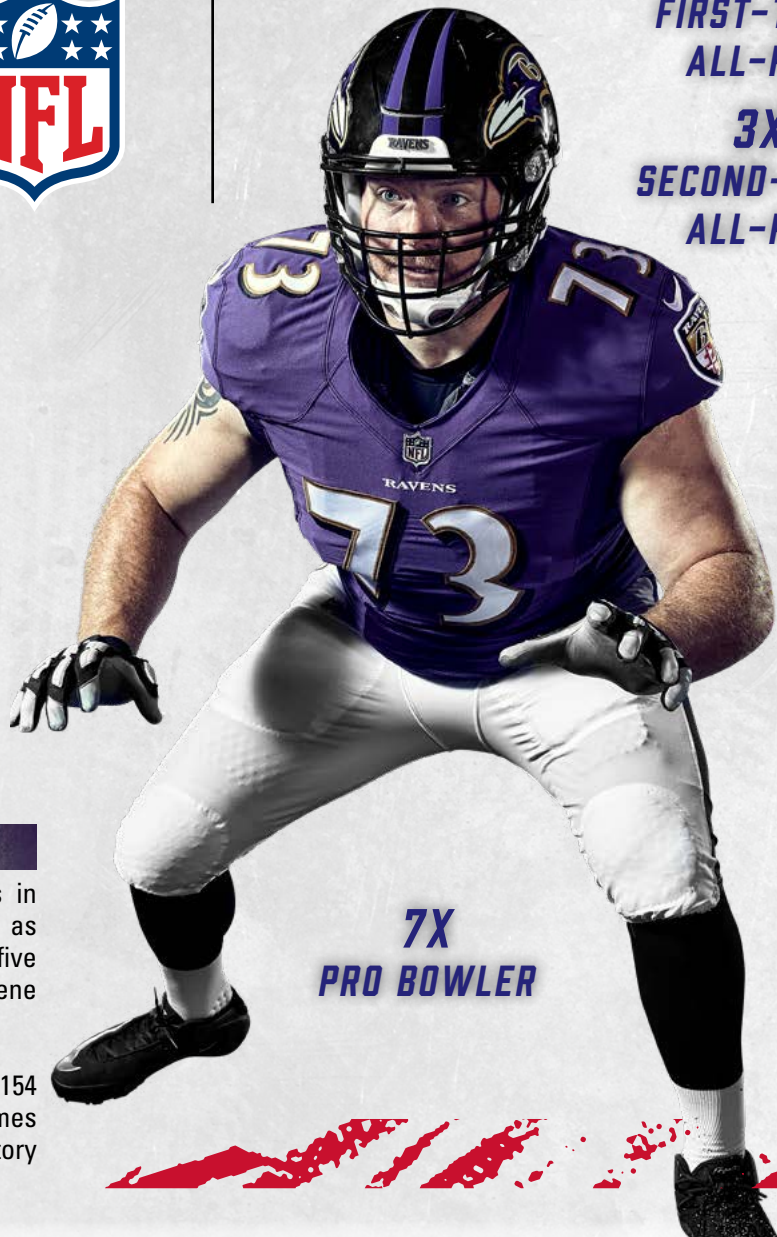
Yanda's seven Pro Bowls rank as the most among active NFL guards.

MOST PRO BOWLS / ACTIVE O-LINEMEN

Rk.	Player (Team)	Pro Bowls
1.	T Jason Peters (Phi.).....	9
2.	G Marshal Yanda (Bal.).....	7
	C Maurkice Pouncey (Pit.).....	7
	T Trent Williams (Was.).....	7

2X
FIRST-TEAM
ALL-PRO

3X
SECOND-TEAM
ALL-PRO



7X
PRO BOWLER

MARSHAL YANDA

EARL THOMAS III NOTES

SAFETY THEFTS

S Earl Thomas III has posted 29 career INTs, which tie for No. 1 among active NFL safeties. He has registered a career-high 5 INTs in a season three separate times (2010, 2013 & 2015).

MOST INTERCEPTIONS / ACTIVE NFL SAFETIES

Rk.	Defender	INTs	Yards	TDs
1.	Earl Thomas III (Bal.)	29	431	2
	Eric Weddle (LAR)	29	467	4
3.	Kurt Coleman (Buf.)	21	238	2
	Reshad Jones (Mia.)	21	361	4
	Harrison Smith (Min.)	21	397	4

MOST SEASONS W/ 5-PLUS INTS (Active NFL Safeties)

Rk.	Player	Seasons
1.	Earl Thomas III (Bal.)	.3 ('10, '13, '15)
2.	Eric Weddle (LAR)	2 ('11, '17)
	Harrison Smith (Min.)	2 ('14, '17)



6 PRO BOWLS FOR EARL

S Earl Thomas III's six Pro Bowl selections tie for the fifth most among active NFL defenders. He and Eric Weddle tie to own the most among active NFL safeties.

MOST PRO BOWLS / ACTIVE NFL DEFENDERS

Rk.	Player (Team)	Pro Bowls
1.	Patrick Peterson (Ari.)	8
2.	Geno Atkins (Cin.)	7
	Von Miller (Den.)	7
	Terrell Suggs (Ari.)	7
5.	Earl Thomas III (Bal.)	6
	Luke Kuechly (Car.)	6
	Clay Matthews (LAR)	6
	Gerald McCoy (Car.)	6
	Eric Weddle (LAR)	6

ACTIVE INTS LEADERS

MOST INTERCEPTIONS / NFL DEFENDERS (Since 2010 / Thomas' First Season)

Rk.	Player	INTs
1.	Richard Sherman (SF)	33
2.	Earl Thomas III (Bal.)	29
3.	Aqib Talib (LAR)	26
4.	Eric Weddle (LAR)	25
5.	Devin McCourty (NE)	24

Don Martindale on Earl Thomas III:

"We didn't have to raid Area 51 to go get him. We got him in free agency. (laughter) The guy is just a consummate pro. He's a rock. I don't know if anybody has shaken his hand yet or anything else, but he is a physical specimen. He loves football, and that's what he wants to talk about, is football."

DID YOU KNOW?

- S Earl Thomas III helped the Seahawks produce five Top 5 defenses (yards allowed) during his nine-year Seattle tenure, including the NFL's No. 1 unit in both 2013 and 2014.
- Thomas III twice played in the Super Bowl (2013 & 2014 seasons), helping Seattle capture the Super Bowl XLVIII title vs. Den.

**3X
FIRST-TEAM
ALL-PRO**

**2X
SECOND-TEAM
ALL-PRO**

**6X
PRO BOWLER**

EARL THOMAS III



MARK INGRAM II & GUS EDWARDS NOTES



MARK INGRAM II

**2X
PRO BOWLER**

INGRAM II'S YPC RANKS NO. 1

Dating back to 2014, RB Mark Ingram II's 4.76 YPC average ranks No. 1 among NFL RBs (min. 500 attempts).

NFL YARDS-PER-CARRY AVERAGE / SINCE 2014

Rk.	Player	Att.	Yards	Avg.	TDs	LG
1.	Mark Ingram II (Bal.)	1,008	4,802	4.76	44	75
2.	Ezekiel Elliott (Dal.)	923	4,337	4.70	30	60
3.	Derrick Henry (Ten.)	552	2,503	4.53	25	99
4.	Le'Veon Bell (NYJ)	1,041	4,639	4.46	27	81
5.	Todd Gurley (LAR)	1,086	4,750	4.37	47	71

In Week 3 at KC, RB Mark Ingram II produced 3 rushing TDs for the second time (11/12/17) in his standout career. It marked the fifth 3-TD rushing performance ever by a Raven, as Ray Rice (2011), Willis McGahee (2010) and Jamal Lewis (2006 & 2003) also accomplished the feat.

TOUCHDOWN MACHINE

Among active RBs, Mark Ingram II's 44 rushing scores since 2014 are the league's second most (Todd Gurley – 47). Among active RBs overall, his 55 rushing TDs rank as the league's fourth most.

RUSHING TOUCHDOWNS (Active RBs Since 2014)

1. Todd Gurley (LAR)..... 47
2. **Mark Ingram II (Bal.)..... 44**
3. Latavius Murray (NO) 35
4. David Johnson (Ari.)..... 32

RUSHING TOUCHDOWNS (Active Running Backs)

1. Adrian Peterson (Was.)... 107
2. Frank Gore (Buf.) 79
3. LeSean McCoy (KC)..... 70
4. **Mark Ingram II (Bal.)..... 55**

'GUS THE BUS' KEPT ON ROLLING

In 2018, from Weeks 11-17, Baltimore posted an NFL-best 1,607 rushing yards. Much of that can be attributed to RB Gus Edwards, who tied (Chris Carson) to produce the NFL's third-most rushing yards during this span.

RUSHING YARDS / 2018 WEEKS 11-17 / FINAL SEVEN GAMES

Rk.	Player	Att.	Yards	Avg.	LG	TDs
1.	Saquon Barkley (NYG)	130	721	5.55	78t	6
2.	Derrick Henry (Ten.)	114	701	6.15	99t	8
3.	Gus Edwards (Bal.)	122	654	5.36	43	2
	Chris Carson (Sea.)	136	654	4.81	61	7
5.	Ezekiel Elliott (Dal.)	136	603	4.43	24	2

DID YOU KNOW?

Of RB Gus Edwards' 137 rushing attempts in 2018, only 1 carry resulted in a loss for yards (-1 yard). His .7 "stuff" percentage was by far the NFL's top mark, with then-Jaguars RB TJ Yeldon's 2.9% ranking second (3 stuffs on 104 carries).

ROOKIE RUNNERS

NFL ROOKIE RUSHING YARDS (2018 Season)

Rk.	Rookie	Yards
1.	Saquon Barkley (NYG)	1,307
2.	Phillip Lindsay (Den.)	1,037
3.	Nick Chubb (Cle.)	996
4.	Sony Michel (NE)	931
5.	Gus Edwards (Bal.)	718

GUS EDWARDS



BRANDON WILLIAMS & TONY JEFFERSON NOTES

WILLIAMS ANCHORS RUN "D"

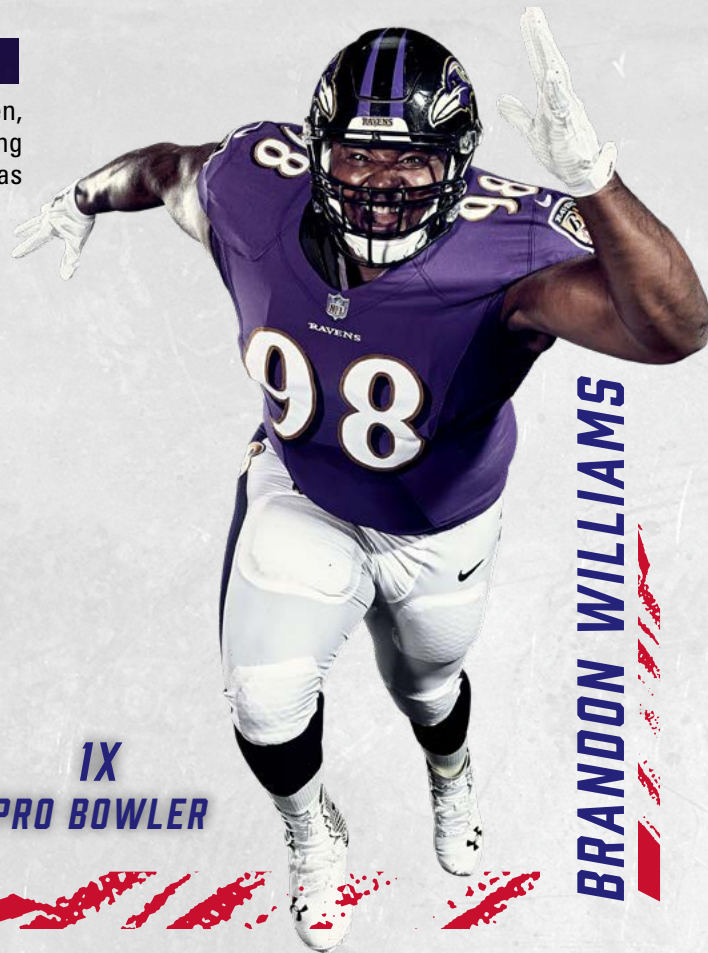
Pro Bowl DT Brandon Williams is one of the NFL's top D-linemen, helping Baltimore regularly produce a stout run defense. Dating back to '14, when he became a full-time starter, Baltimore has been especially stout vs. opposing ground games.

NFL RUSHING YARDS ALLOWED PER GAME (Since 2014)

1. Baltimore Ravens	93.9
2. Seattle Seahawks	95.6
3. Houston Texans	99.6
4. Carolina Panthers	99.7
5. Pittsburgh Steelers	100.2

NFL RUSHING AVG. YARDS PER CARRY ALLOWED (Since 2014)

1. Baltimore Ravens	3.84
2. Denver Broncos	3.85
3. Seattle Seahawks	3.86
4. New York Jets	3.95
5. Houston Texans	3.96



**1X
PRO BOWLER**

DROP IT FOR LOSS

Since 2015, S Tony Jefferson leads the NFL in tackles for loss by a DB, with 30 such stops, including 7 in his first year (2017) with the Ravens and 6 in 2018. While with Arizona in 2016, his 13 TFL led all NFL defensive backs. The 13 stops also rank as the NFL's most by a DB in a season since the stat began being tracked in 2008.

MOST TACKLES FOR LOSS / NFL DEFENSIVE BACKS (Since 2015)

Rk.	Player	Tackles for Loss
1.	Tony Jefferson (Bal.)	30
2.	Tyrann Mathieu (KC)	25
3.	Landon Collins (Was.)	24
	Harrison Smith (Min.)	24
5.	Malcolm Jenkins (Phi.)	23
	Reshad Jones (Mia.)	23

In 2018, S Tony Jefferson was one of six NFL safeties to post at least 5 tackles for loss, 1 sack, 1 INT, 1 forced fumble and 1 fumble recovery. (Jamal Adams, Kareem Jackson, Malcolm Jenkins, Jordan Poyer & Harrison Smith were the others.)



MARK ANDREWS & MARQUISE BROWN NOTES

ANDREWS' EMERGENCE

Entering Week 4, second-year TE Mark Andrews owns the NFL's fourth-most receiving yards (235) by a tight end. Of his 19 catches, 13 have earned first downs, while he's also tallied an NFL-high (tied) 6 receptions of 20-plus yards by a TE.

NFL TE RECEIVING YARDS

1. Travis Kelce (KC)284
2. Evan Engram (NYG)277
3. Darren Waller (Oak.)267
4. **Mark Andrews (Bal.)235**
5. Greg Olsen (Car.)221

NFL TE 20+ RECEPTIONS

1. **Mark Andrews (Bal.) 6**
- Travis Kelce (KC) 6
3. T.J. Hockenson (Det.) 4
4. Three Players..... 3
7. Four Players..... 2

Quick Hit: With 8 catches for 112 yards and 1 TD in Week 2, Andrews became the first Ravens TE ever to post back-to-back 100-yard receiving games. (He had 8 for 108 yards and 1 TD in Week 1 at Mia.)

MARK IT DOWN

In 2018, Ravens TE Mark Andrews ranked No. 1 among rookie NFL tight ends in receiving yards (552) and No. 3 in receptions (34).

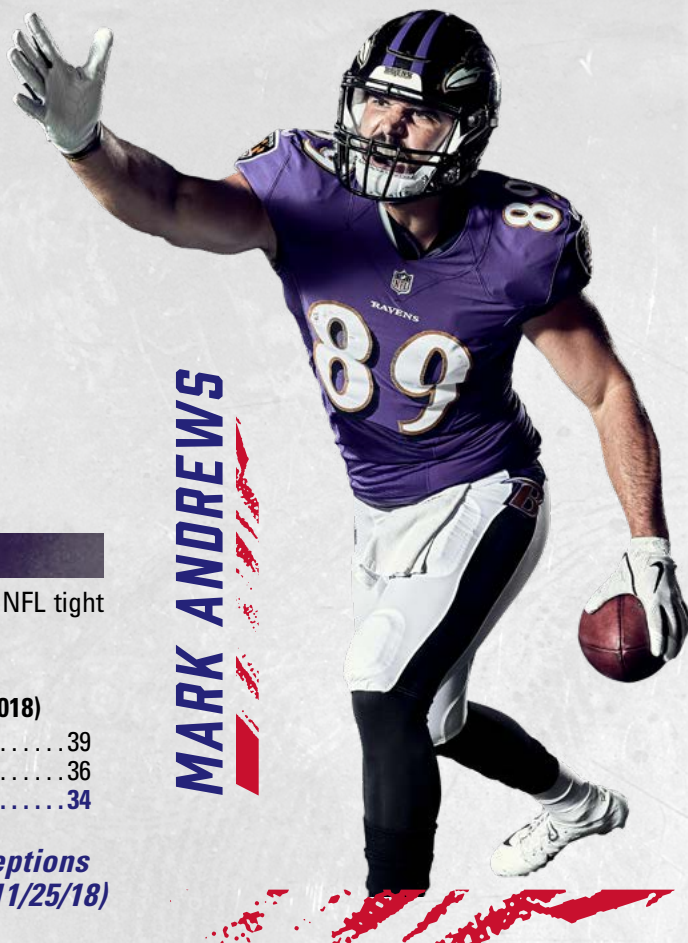
RECEIVING YARDS (NFL Rookie TEs / 2018)

1. **Mark Andrews (Bal.)552**
2. Chris Herndon (NYJ)502
3. Dallas Goedert (Phi.)334

RECEPTIONS (NFL Rookie TEs / 2018)

1. Chris Herndon (NYJ) 39
2. Ian Thomas (Car.) 36
3. **Mark Andrews (Bal.) 34**

TE Mark Andrews owns the two longest receptions by a TE in Ravens history: 74-yarder vs. Oak. (11/25/18) & 68-yarder at LAC (12/22/18).



MARK ANDREWS

ANDREWS SETS ROOKIE TE MARK

In 2018, TE Mark Andrews set the record for most receiving yards (552) and receptions (34) in a season by a Ravens' rookie TE, breaking Maxx Williams' 2015 marks.

RECEIVING YARDS / ROOKIE TIGHT ENDS (Franchise History)

Rk.	Player (Season)	Yards
1.	Mark Andrews (2018)	552
2.	Maxx Williams (2015)	268
3.	Todd Heap (2001)	206

2019 NFL RECEIVING LEADERS

Entering Week 4, rookie WR Marquise Brown ranks sixth in the NFL in receiving yards (282), recording 14 catches (20.1 ypc).

NFL RECEIVING YARDS LEADERS / 2019 SEASON

Rk.	Player	Rec. Yards	Rec.	Avg.	TDs
1.	Keenan Allen (LAC)	404	29	13.9	3
2.	Sammy Watkins (KC)	311	20	15.6	3
3.	John Ross (Cin.)	292	13	22.5	3
4.	Odell Beckham Jr. (Cle.)	288	19	15.2	1
5.	Travis Kelce (KC)	284	17	16.7	1
6.	Marquise Brown (Bal.)	282	14	20.1	2

A FAST START FOR BROWN

Rookie WR Marquise Brown registered 233 yards in his first two games, tying for the third most by a player in the first two games of an NFL career since the 1970 merger.

MOST RECEIVING YARDS / WR'S FIRST TWO PRO GAMES (Since 1970)

Rk.	Player	Rec. Yards	Rec.	Avg.	TDs
1.	Anquan Boldin (Ari.)	279	18	15.5	2
2.	Louis Lipps (Pit.)	260	10	26.0	3
3.	Marquise Brown (Bal.)	233	12	19.4	2
	Jim Brim (Min.)	233	14	16.6	2

MARQUISE BROWN



BRANDON CARR NOTES

A STANDOUT VET

CB Brandon Carr has posted 6 INTs as a Raven, tying (Eric Weddle) for the most over the past two-plus seasons (since 2017, when he arrived in Baltimore). Carr's 135 career PD stand as the third most among active NFL players.

BALTIMORE INTERCEPTIONS

(Since Carr's 2017 Ravens Arrival)

Rk.	Player	INTs
1.	Brandon Carr	6
	Eric Weddle.....	6
3.	Marlon Humphrey.....	5
	Jimmy Smith.....	5
5.	C.J. Mosley.....	3



MOST NFL PASSES DEFENSED BY ACTIVE DEFENDERS

(Since 2008 / Carr's First Season)

Rk.	Player	PD
1.	Johnathan Joseph (Hou.)....	150
2.	Tramon Williams (GB).....	142
3.	Brandon Carr (Bal.).....	135
4.	Aqib Talib (LAR).....	124
5.	Joe Haden (Pit.).....	120



WHAT A STARTING STREAK

CB Brandon Carr's 179-consecutive starts rank as the NFL's longest active streak among defensive players. They stand second overall among all NFL players.

NFL CONSECUTIVE GAMES STARTED (Current NFL Streaks)

Rk.	Player	Games
1.	QB Philip Rivers (LAC).....	211
2.	CB Brandon Carr (Bal.)....	179
3.	QB Matt Ryan (Atl.).....	150
4.	OLB Ryan Kerrigan (Was.)..	131
	QB Matthew Stafford (Det.)..	131

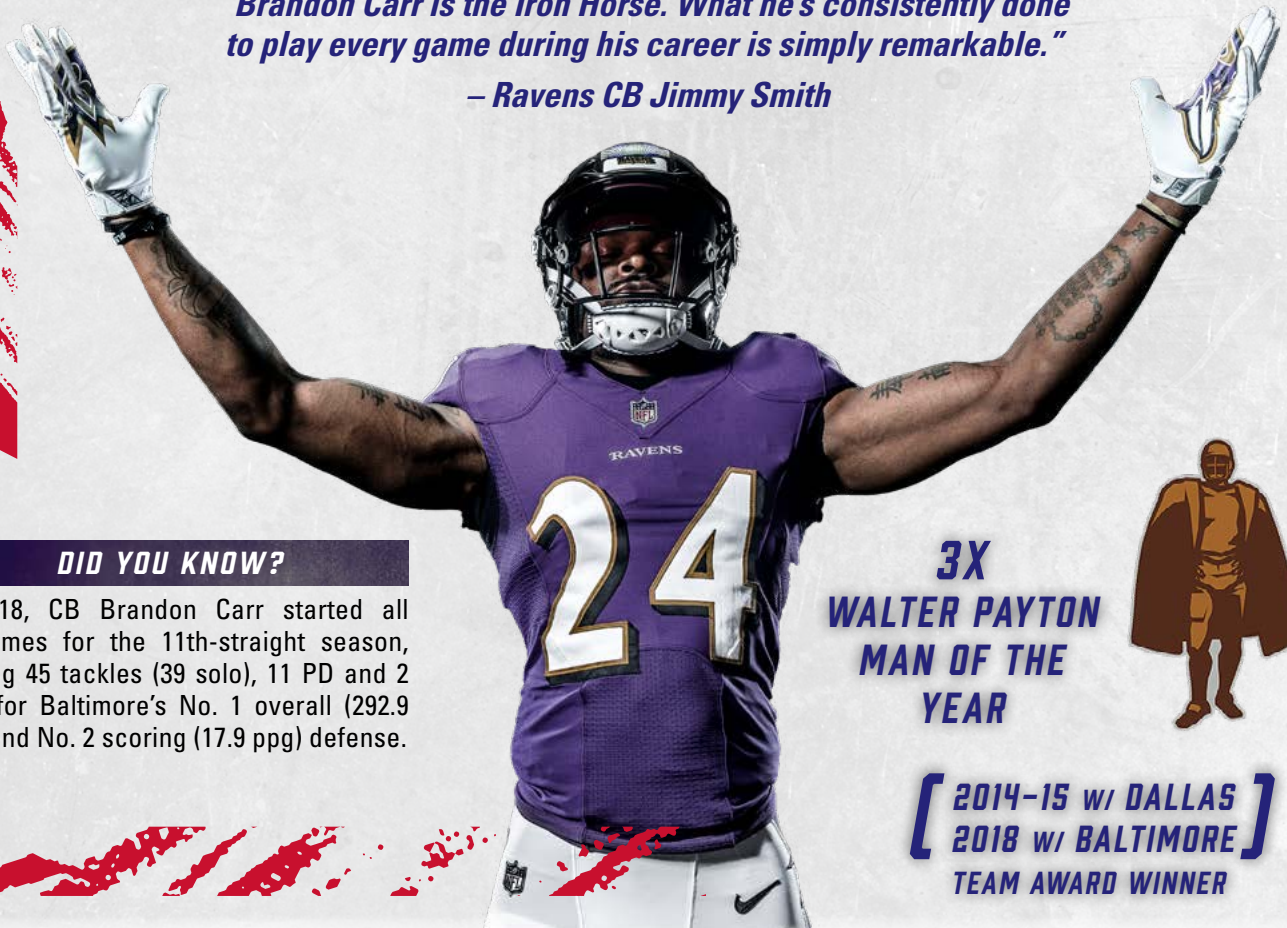
MOST CAREER GAMES PLAYED (Active NFL Defenders)

Rk.	Player	Games
1.	Terrell Suggs (Ari.).....	232
2.	Antoine Bethea (NYG).....	196
3.	Johnathan Joseph (Hou.)...	189
4.	Eric Weddle (LAR).....	188
5.	Tramon Williams (GB).....	186
6.	Brandon Carr (Bal.).....	179
	Thomas Davis (LAC).....	179

"Brandon Carr is the Iron Horse. What he's consistently done to play every game during his career is simply remarkable."

– Ravens CB Jimmy Smith

BRANDON CARR



DID YOU KNOW?

In 2018, CB Brandon Carr started all 16 games for the 11th-straight season, posting 45 tackles (39 solo), 11 PD and 2 INTs for Baltimore's No. 1 overall (292.9 ypg) and No. 2 scoring (17.9 ppg) defense.

3X
WALTER PAYTON
MAN OF THE
YEAR



[2014-15 w/ DALLAS
2018 w/ BALTIMORE]
TEAM AWARD WINNER

JUSTIN TUCKER NOTES

TUCKER RANKS NO. 1

K Justin Tucker, the most accurate kicker ever, has hit 242 of 268 FGAs to post a 90.3% success mark. In 2018, he scored a franchise-record 141 points for the third-straight season, becoming the NFL's only kicker to surpass the 140 mark in each of the past three full years (2016-18).

BEST CAREER FIELD GOAL PERCENTAGE (NFL History / Min. 100 Att.)

Rk.	Player	FGM	FGA	Pct.
1.	Justin Tucker (Bal.)	242	268	90.3
2.	Robbie Gould (SF)	364	416	87.5
3.	Stephen Gostkowski (NE)	373	427	87.4
4.	Wil Lutz (NO)	93	107	86.9
5.	Josh Lambo (Jax.)	96	111	86.5

TUCKER TIDBITS

- Since PATs were moved back to the 15-yard line in 2015, Tucker (142-of-143) has produced the NFL's best PAT percentage (99.3).
- Tucker's 92.7 career FG% when kicking on grass (139-of-150) ranks as the NFL's best of all time.
- Tucker's 93.7 career FG% in the second half/OT (118-of-126) ranks as the NFL's best second half/OT mark of all time.
- Tucker is a six-time AFC Special Teams Player of the Month, ranking three more than legends S Ed Reed & K Matt Stover for the most POM awards in Ravens history. (Tucker has also earned a team-record nine AFC Special Teams Player of the Week honors.)
- Tucker's 6 FGs on 12/16/13 at Detroit set a team record and a single-game NFL high in 2013. He became the first NFL kicker ever to connect from the 20-, 30-, 40-, 50- & 60-yard range in a game.



**6X
AFC ST
PLAYER OF
MONTH**

TUCKER'S GAME-WINNERS

13

CAREER GAME-WINNING FGs BY K JUSTIN TUCKER

- 2018: Week 11 vs. Cin., 24 yds
- 2016: Week 3 at Jax., 53 yds
- 2016: Week 2 at Cle., 49 yds
- 2015: Week 11 vs. STL, 47 yds
- 2015: Week 8 vs. SD, 39 yds
- 2015: Week 4 at Pit., 52 yds OT
- 2014: Week 3 at Cle., 32 yds
- 2013: Week 15 at Det., 61 yds
- 2013: Week 10 vs. Cin., 46 yds OT
- 2013: Week 5 at Mia., 44 yds
- 2012: Div. at Den., 47 yds 2OT
- 2012: Week 12 at SD, 38 yds OT
- 2012: Week 3 vs. NE, 27 yds

JUSTIN TUCKER

**3X
FIRST-TEAM
ALL-PRO**

**1X
SECOND-TEAM
ALL-PRO**

**2X
PRO BOWLER**

242

Field Goals Made
NFL's Most
Since 2012

979

Points Scored
NFL's Second
Most Since 2012

90.3

Career FG Pct.
Best Mark
in NFL History

107

40-Plus-Yard FGs
NFL's Most
Since 2012

39

50-Plus-Yard FGs
NFL's Most
Since 2012

6

Career Games
w/ Dual 50+ FGs Made
(Most in NFL History)

JUSTIN TUCKER NOTES

TUCK'S CHART TALK

MOST FIELD GOALS MADE / SINCE 2012

Rk.	Player (Team)	FGM
1.	Justin Tucker (Bal.)	242
2.	Stephen Gostkowski (NE)	232
3.	Stephen Hauschka (Buf.)	204
4.	Adam Vinatieri (Ind.)	198
5.	Matt Bryant (Atl.)	190

MOST NFL POINTS / SINCE 2012

Rk.	Player (Team)	Points
1.	Stephen Gostkowski (NE)	1,059
2.	Justin Tucker (Bal.)	978
3.	Stephen Hauschka (Buf.)	873
4.	Adam Vinatieri (Ind.)	862
5.	Matt Prater (Det.)	856

CONSECUTIVE FIELD GOALS MADE (All-Time NFL Streaks)

Rk.	Kicker (Years)	FGs Made
1.	Adam Vinatieri (2015-16)	44
2.	Mike Vanderjagt (2002-04)	42
3.	Gary Anderson (1997-98)	40
4.	Matt Stover (2005-06)	36
5.	Justin Tucker (2015-16) Adam Vinatieri (2013-14)	35

BEST NFL FIELD GOAL PERCENTAGE (2016 Season)

Rk.	Player (Team)	FGM-FGA	Pct.
1.	Justin Tucker (Bal.)	38-39	97.4
2.	Matt Bryant (Atl.)	34-37	91.9
3.	Ryan Succop (Ten.)	22-24	91.7
4.	Stephen Hauschka (Sea.)	33-37	89.2
5.	Cairo Santos (KC)	31-35	88.6
6.	Two Players	27-31	87.1

BEST FIELD GOAL PERCENTAGE / ROOKIES (NFL History)

Rk.	Player (Year)	FGM-FGA	Pct.
1.	Michael Badgley (2018)	15-16	93.8
2.	Blair Walsh (2012)	35-38	92.1
3.	Justin Tucker (2012)	30-33	90.9
4.	Harrison Butker (2017)	38-42	90.5
5.	Jason Sanders (2018)	18-20	90.0
6.	Two Players	n/a	88.9

BEST FIELD GOAL PERCENTAGE (Ravens Single-Season History)

Rk.	Player (Year)	FGM-FGA	Pct.
1.	Justin Tucker (2016)	38-39	97.4
2.	Matt Stover (2006)	28-30	93.3
3.	Justin Tucker (2013)	38-41	92.7
4.	Justin Tucker (2017)	34-37	91.9
5.	Justin Tucker (2012)	30-33	90.9

(min. 16 att.)

2016: PERHAPS THE BEST SEASON EVER

- In 2016, All-Pro K Justin Tucker connected on 38 of 39 FGAs (lone miss was a block), posting the fifth-best pct. in NFL single-season history. In addition to making 35-straight FGs at one point (tied for fifth-best streak ever), here are facts about his remarkable season, arguably the best ever by a kicker:
- Tucker's 38 FGs made ranked No. 1 in the NFL. He was also 27-of-27 on PATs. An NFL single-season record 24 of Tucker's 38 FGs made in 2016 came from 40 yards or beyond.
- Tucker's 10 FGs of 50-plus yards are a Ravens' single-season record. They tie (Blair Walsh, 2012) for the most in NFL history. (Tucker was a perfect 10-for-10 from 50 yards and out during the 2016 season.)
- Tucker's 141 points ranked second in the league only behind Atlanta's Matt Bryant (158).
- In Week 12 of 2016 vs. Cincy, Tucker became just the ninth kicker in league history to make 3 FGs of 50-plus yards in a single game (52, 57 & 54). He is also the first kicker in NFL history to make 3 FGs of 50-plus yards in the first half of a game. (These feats earned him AFC ST POW honors.)

BEST FG PERCENTAGE / NFL SINGLE-SEASON HISTORY

Rk.	Player (Team)	FGM	FGA	Pct.
1.	Gary Anderson (1998)	35	35	100.0
	Mike Vanderjagt (2003)	37	37	100.0
	Jeff Wilkins (2000)	17	17	100.0
	Tony Zendejas (1991)	17	17	100.0
5.	Justin Tucker (2016)	38	39	97.4

TUCKER CAREER NUMBERS

Year	1-19	20-29	30-39	40-49	50+	Total	Pct.	LG	PAT	Pts
2012	0-0	8-8	8-8	10-13	4-4	30-33	90.9	56	42-42	132
2013	0-0	10-10	12-13	10-11	6-7	38-41	92.7	61	26-26	140
2014	0-0	10-10	11-11	4-4	4-9	29-34	85.3	55	42-42	129
2015	0-0	10-10	9-9	10-11	4-10	33-40	82.5	52	29-29	128
2016	0-0	4-4	10-11*	14-14	10-10	38-39*	97.4	57	27-27	141
2017	0-0	7-7	11-11	11-12	5-7	34-37	91.9	57	39-39	141
2018	0-0	12-12	9-9	9-11	5-7	35-39	89.7	56	36-37	141
2019	0-0	1-1	3-3	0-0	1-1	5-5	100.0	51	11-11	26
Totals	0-0	62-62	73-75	68-76	39-55	242-269	90.3	61	252-253	978

* Lone miss in 2016 was a blocked kick.



SIX SEASONS WITH 30 FGs

In 2018's Week 16 win at LAC, K Justin Tucker became the first kicker in NFL history to produce six seasons with 30-or-more FGs made. He made 35 FGs in 2018.

MOST SEASONS WITH 30-PLUS FGs MADE / NFL HISTORY

Rk.	Kicker	Seasons
1.	Justin Tucker (Bal.)	6
2.	David Akers (Phi. & SF)	5
	John Carney (SD, NO & NYG)	5
	Stephen Gostkowski (NE)	5

900 Points: In 2018's Week 12 win vs. Oakland, Tucker became the fastest pure kicker in league history to reach the 900-point milestone, doing so in his 107th game. Of overall players, only Gino Cappelletti (a WR/PK combo from 1960-70) did it faster (106 games).

SAM KOCH NOTES

SAM IN THE 20

P Sam Koch is the Ravens' all-time leader in punts inside the 20 (389). In 2017, he posted a franchise-record 40 boots inside the 20, which ranked as the NFL's most.

PUNTS INSIDE THE 20 (Ravens All-Time History)

Rk.	Player	In 20
1.	Sam Koch	389
2.	Kyle Richardson	128
3.	Dave Zastudil	89

PUNTS INSIDE THE 20 (Ravens Single Seasons)

Rk.	Player (Year)	In 20
1.	Sam Koch (2017)*	40
2.	Sam Koch (2010)	39
	Kyle Richardson (1999)	39

* In 2017, Koch's 40 punts in the 20 ranked No. 1 in the NFL.

KOCH DOMINATED IN 2017

No punter in 2017 was more dominant at pinning opponents deep in their own territory than P Sam Koch.

PUNTS INSIDE 20

1.	Sam Koch	40
2.	Chris Jones	34
3.	Two Players	33

PUNTS INSIDE 10

1.	Sam Koch	16
2.	Marquette King	14
3.	Three Players	13

PUNTS INSIDE 5

1.	Andy Lee	6
2.	Sam Koch	5
	Three Others	5

RAVENS IRONMAN

RAVENS CONSECUTIVE GAMES PLAYED / ALL-TIME STREAKS

Rk.	Player	Games	Years
1.	Sam Koch	211	2006-present
2.	Jarret Johnson	129	2003-11
3.	Joe Flacco	122	2008-15

BALTIMORE RAVENS MOST ALL-TIME GAMES PLAYED

Rk.	Player	Games	Years
1.	Terrell Suggs	229	2003-2018
2.	Ray Lewis	228	1996-2012
3.	Sam Koch	211	2006-present
4.	Matt Stover	207	1996-2008
5.	Jonathan Ogden	177	1996-2007

ESPN's Kevin Seifert on Koch's arsenal of punts:

"Some are designed to hook toward the sideline with maximum hang time. Others use an intentionally low trajectory to aid coverage teams. He has a knuckler and one kick that drops, from the returner's perspective, roughly in the shape of the letter 'S.'" He's debuted a "boomerang" punt that does just what you would imagine it might. Most, but not all, of these punts are intended to discourage a clean catch and minimize the return. ... Sam Koch and the Ravens have introduced a new way to punt."

RAVENS ALL-TIME LEADER

P Sam Koch owns a 45.3 career gross average and 39.6 career net, both marks that rank first in Ravens history. In 2014, he posted a career-high and team-record 47.4-yard gross (matched again in 2018) and 43.3-yard net average.

CAREER GROSS AVG. (Ravens History)

Rk.	Player	Avg.
1.	Sam Koch	45.3
2.	Greg Montgomery	43.2
3.	Dave Zastudil	41.6

CAREER NET AVG. (Ravens History)

Rk.	Player	Avg.
1.	Sam Koch	39.6
2.	Greg Montgomery	37.2
3.	Kyle Richardson	35.4

PINNING 'EM DEEP

Dating back to 2006, when he entered the NFL, P Sam Koch's 389 punts inside the 20 rank second in the NFL.

NFL PUNTS INSIDE THE 20 / SINCE 2006

Rk.	Player	In 20
1.	Dustin Colquitt (KC)	416
2.	Sam Koch (Bal.)	389
3.	Andy Lee (Ari.)	370

1X
PRO BOWLER

1X
SECOND-TEAM
ALL-PRO

SAM KOCH



RAVENS IN OUR COMMUNITY

SPECIAL OLYMPICS - ALL ABILITIES CLINIC




On Monday, Sept. 16, the Ravens hosted their third annual PLAY 60 All-Abilities Football Clinic with participants from Special Olympics Maryland (SOMD). Over 75 SOMD athletes joined mascot Poe, Ravens cheerleaders and Ravens players WR/RS Chris Moore, ILB Patrick Onwuasor, DE Chris Wormley, TE Nick Boyle and S Chuck Clark in a fun day full of football drills and activities. The afternoon was topped off with Team USA Track & Field SOMD athlete Monique Matthews addressing everyone in attendance about her story of success on and off the track. The football clinic continued the Ravens' PLAY 60 campaign, which includes the PLAY 60 Challenge, PLAY 60 Ravens game and PLAY 60 Spring Rewards Luncheon. In 2018, the Ravens PLAY 60 messaging reached nearly 145,000 youth throughout the greater Baltimore area.



SEATS FOR SERVICE

For the sixth-consecutive year, the Baltimore Ravens are honoring retired and active military members, as well as first responders, for the 2019 Seats For Service program. Honorees receive six tickets to a regular season game, pre-game passes and an opportunity to be featured on the RavensVision boards. The 2019 honorees include members from the Baltimore City Fire Department, The Veterans of Foreign Wars, Baltimore County Police, Wounded Warrior Project, Local 1311 Baltimore County Fire Fighters, Baltimore City Police Officers and veterans who are also cancer survivors from the Naval Health Clinic Annapolis.



ALPHABETICAL ROSTER

As of Sept. 24

No.	Name	Pos.	Ht.	Wt.	Birthdate	Exp.	College	Hometown
50	Alaka, Otaro	ILB	6-3	239	5/18/96	R	Texas A&M	Houston, TX
89	Andrews, Mark	TE	6-4	256	9/6/95	2	Oklahoma	Scottsdale, AZ
34	Averett, Anthony	CB	5-11	184	11/30/94	2	Alabama	Woodbury, NJ
28	Bethel, Justin	CB	6-0	200	6/17/90	8	Presbyterian	Sumter, SC
49	Board, Chris	ILB	6-2	237	7/23/95	2	North Dakota State	Orlando, FL
54	Bowser, Tyus	OLB	6-3	242	5/23/95	3	Houston	Tyler, TX
80	Boykin, Miles	WR	6-4	220	10/12/96	R	Notre Dame	New Lenox, IL
86	Boyle, Nick	TE	6-4	270	2/17/93	5	Delaware	Sussex, NJ
77	Bozeman, Bradley	C	6-3	317	11/24/94	2	Alabama	Roanoke, AL
15	Brown, Marquise	WR	5-9	170	6/4/97	R	Oklahoma	Hollywood, FL
78	Brown Jr., Orlando	T	6-8	355	5/2/96	2	Oklahoma	Baltimore, MD
26	Canady, Maurice	CB	6-1	193	5/26/94	4	Virginia	Richmond, VA
24	Carr, Brandon	CB	6-0	210	5/19/86	12	Grand Valley State	Flint, MI
36	Clark, Chuck	S	6-0	205	4/19/95	3	Virginia Tech	Suffolk, VA
46	Cox, Morgan	LS	6-4	235	4/26/86	10	Tennessee	Collierville, TN
35	Edwards, Gus	RB	6-1	238	4/13/95	2	Rutgers	Staten Island, NY
32	Elliott, DeShon	S	6-0	210	4/21/97	2	Texas	Dallas, TX
45	Ferguson, Jaylon	OLB	6-5	270	12/14/95	R	Louisiana Tech	St. Francisville, LA
3	Griffin III, Robert	QB	6-2	213	2/12/90	7	Baylor	Copperas Cove, TX
43	Hill, Justice	RB	5-10	200	11/14/97	R	Oklahoma State	Tulsa, OK
44	Humphrey, Marlon	CB	6-0	197	7/8/96	3	Alabama	Hoover, AL
81	Hurst, Hayden	TE	6-4	260	8/24/93	2	South Carolina	Jacksonville, FL
74	Hurst, James	G/T	6-5	310	12/17/91	6	North Carolina	Plainfield, IN
21	Ingram II, Mark	RB	5-9	210	12/21/89	9	Alabama	Flint, MI
8	Jackson, Lamar	QB	6-2	212	1/7/97	2	Louisville	Pompano Beach, FL
23	Jefferson, Tony	S	5-11	211	1/27/92	7	Oklahoma	Chula Vista, CA
27	Jones, Cyrus	CB/RS	5-10	200	11/29/93	4	Alabama	Baltimore, MD
99	Judon, Matthew	OLB	6-3	261	8/15/92	4	Grand Valley State	West Bloomfield, MI
4	Koch, Sam	P	6-1	222	8/13/82	14	Nebraska	Seward, NE
41	Levine Sr., Anthony	DB/LB	5-11	207	3/27/87	8	Tennessee State	Abbeville, LA
94	Mack, Daylon	DT	6-1	340	2/23/97	R	Texas A&M	Gladewater, TX
90	McPhee, Pernell	OLB	6-3	269	12/17/88	9	Mississippi State	Pahokee, FL
7	McSorley, Trace	QB	6-0	202	8/23/95	R	Penn State	Ashburn, VA
65	Mekari, Patrick	G	6-4	308	8/13/97	R	Cal-Berkeley	Westlake Village, CA
10	Moore, Chris	WR/RS	6-1	200	6/16/93	4	Cincinnati	Tampa, FL
48	Onwuasor, Patrick	ILB	6-0	227	8/22/92	4	Portland State	Inglewood, CA
97	Pierce, Michael	DT	6-0	345	11/6/92	4	Samford	Daphne, AL
72	Powers, Ben	G	6-4	310	10/29/96	R	Oklahoma	Wichita, KS
42	Ricard, Patrick	FB/DL	6-3	303	5/27/94	3	Maine	Spencer, MA
11	Roberts, Seth	WR	6-2	195	2/22/91	5	West Alabama	McClay, FL
12	Scott, Jaleel	WR	6-5	210	2/23/95	2	New Mexico State	Rock Hill, SC
68	Skura, Matt	G/C	6-3	313	2/17/93	3	Duke	Columbus, OH
22	Smith, Jimmy	CB	6-2	210	7/26/88	9	Colorado	Colton, CA
83	Snead IV, Willie	WR/RS	5-11	200	10/17/92	5	Ball State	Muskegon, MI
79	Stanley, Ronnie	T	6-6	315	3/18/94	4	Notre Dame	Las Vegas, NV
29	Thomas III, Earl	S	5-10	220	5/7/89	10	Texas	Orange, TX
31	Trawick, Brynden	S	6-2	225	10/23/89	7	Troy	Marietta, GA
9	Tucker, Justin	K	6-1	183	11/21/89	8	Texas	Austin, TX
98	Williams, Brandon	DT	6-1	336	2/21/89	7	Missouri Southern St.	Kirkwood, MO
56	Williams, Tim	OLB	6-3	252	11/12/93	3	Alabama	Baton Rouge, LA
93	Wormley, Chris	DE	6-5	300	10/25/93	3	Michigan	Toledo, OH
73	Yanda, Marshal	G/T	6-3	305	9/15/84	13	Iowa	Anamosa, IA
40	Young, Kenny	ILB	6-1	234	11/15/94	2	UCLA	Boutte, LA

Practice Squad

51	Adeoye, Aaron	OLB	6-6	250	8/26/93	R	Southeast Missouri St.	Marion, IL
33	Bonds, Terrell	CB	5-8	182	7/22/96	R	Tennessee State	Miami, FL
92	Coley, Trevon	DT	6-1	310	7/13/94	3	Florida Atlantic	Miramar, FL
70	Ehinger, Parker	G	6-6	310	12/30/92	2	Cincinnati	Rockford, MI
49	Ezeala, Christopher (IPP)	FB	5-11	248	9/19/95	1	German FB League	Munich, Germany
88	Herdman, Cole	TE	6-4	238	6/27/95	R	Purdue	Oakton, VA
61	Prince, R.J.	G	6-6	320	4/19/95	1	North Carolina	Albemarle, NC
85	Scarff, Charles	TE	6-5	249	5/3/96	R	Delaware	Lancaster, PA
95	Sieler, Zach	DT	6-6	301	9/7/95	2	Ferris State	Pinckney, MI
47	Turner, De'Lance	RB	5-11	214	8/23/95	2	Alcorn State	McClain, MS
84	Wesley, Antoine	WR	6-4	206	10/22/97	R	Texas Tech	Las Vegas, NV

Reserve/Injured

60	Crecelius, Randin	G/T	6-5	300	8/5/96	1	Portland State	Lake Stevens, WA
37	Marshall, Iman	CB	6-1	210	2/27/97	R	Southern California	Long Beach, CA
46	Smithson, Fish	DB	5-11	196	3/18/94	1	Kansas	Baltimore, MD
25	Young, Tavon	CB	5-9	185	3/14/94	4	Temple	Oxon Hill, MD

NUMERICAL ROSTER

As of Sept. 24

No.	Name	Pos.	Ht.	Wt.	Birthdate	Exp.	College	How Acq.	----- 2019 Games -----			
									P	S	DNP	INA
3	Robert Griffin III	QB	6-2	213	2/12/90	7	Baylor	FA '18	1	0	2	0
4	Sam Koch	P	6-1	222	8/13/82	14	Nebraska	D6a '06	3	0	0	0
7	Trace McSorley	QB	6-0	202	8/23/95	R	Penn State	D6 '19	0	0	0	3
8	Lamar Jackson	QB	6-2	212	1/7/97	2	Louisville	D1b '18	3	3	0	0
9	Justin Tucker	K	6-1	183	11/21/89	8	Texas	FA '12	3	0	0	0
10	Chris Moore	WR/RS	6-1	200	6/16/93	4	Cincinnati	D4b '16	3	0	0	0
11	Seth Roberts	WR	6-2	195	2/22/91	5	West Alabama	FA '19	3	0	0	0
12	Jaleel Scott	WR	6-5	210	2/23/95	2	New Mexico State	D4c '18	0	0	0	3
15	Marquise Brown	WR	5-9	170	6/4/97	R	Oklahoma	D1 '19	3	3	0	0
21	Mark Ingram II	RB	5-9	210	12/21/89	9	Alabama	UFA (NO) '19	3	3	0	0
22	Jimmy Smith	CB	6-2	210	7/26/88	9	Colorado	D1 '11	1	1	0	2
23	Tony Jefferson	S	5-11	211	1/27/92	7	Oklahoma	UFA (ARI) '17	3	3	0	0
24	Brandon Carr	CB	6-0	210	5/19/86	12	Grand Valley State	UFA (DAL) '17	3	3	0	0
26	Maurice Canady	CB	6-1	193	5/26/94	4	Virginia	D6b '16	2	0	0	0
27	Cyrus Jones	CB/RS	5-10	200	11/29/93	4	Alabama	WAV (NE) '18	3	1	0	0
28	Justin Bethel	CB	6-0	200	6/17/90	8	Presbyterian	UFA (ATL) '19	3	0	0	0
29	Earl Thomas III	S	5-10	220	5/7/89	10	Texas	UFA (SEA) '19	3	3	0	0
31	Brynden Trawick	S	6-2	225	10/23/89	7	Troy	FA '19	2	0	0	1
32	DeShon Elliott	S	6-1	210	4/21/97	2	Texas	D6a '18	3	0	0	0
34	Anthony Averett	CB	5-11	184	11/30/94	2	Alabama	D4a '18	3	1	0	0
35	Gus Edwards	RB	6-1	238	4/13/95	2	Rutgers	FA '18	3	0	0	0
36	Chuck Clark	S	6-0	205	4/19/95	3	Virginia Tech	D6 '17	3	1	0	0
40	Kenny Young	ILB	6-1	234	11/15/94	2	UCLA	D4b '18	3	2	0	0
41	Anthony Levine Sr.	DB/LB	5-11	207	3/27/87	8	Tennessee State	FA '12	3	0	0	0
42	Patrick Ricard	FB/DL	6-3	303	5/27/94	3	Maine	FA '17	3	1	0	0
43	Justice Hill	RB	5-10	200	11/14/97	R	Oklahoma State	D4a '19	3	0	0	0
44	Marlon Humphrey	CB	6-0	197	7/8/96	3	Alabama	D1 '17	3	2	0	0
45	Jaylon Ferguson	OLB	6-5	270	12/14/95	R	Louisiana Tech	D3a '19	1	0	0	2
46	Morgan Cox	LS	6-4	235	4/26/86	10	Tennessee	FA '10	3	0	0	0
48	Patrick Onwuasor	ILB	6-0	227	8/22/92	4	Portland State	FA '16	3	3	0	0
49	Chris Board	ILB	6-2	237	7/23/95	2	North Dakota State	FA '18	3	0	0	0
50	Otaro Alaka	ILB	6-3	239	5/18/96	R	Texas A&M	FA '19	0	0	0	3
54	Tyus Bowser	OLB	6-3	242	5/23/95	3	Houston	D2 '17	3	0	0	0
56	Tim Williams	OLB	6-3	252	11/12/93	3	Alabama	D3b '17	3	0	0	0
65	Patrick Mekari	G	6-4	308	8/13/97	R	Cal-Berkeley	FA '19	2	0	1	0
68	Matt Skura	G/C	6-3	313	2/17/93	3	Duke	FA '16	3	3	0	0
72	Ben Powers	G	6-4	310	10/29/96	R	Oklahoma	D4b '19	0	0	0	3
73	Marshal Yanda	G/T	6-3	305	9/15/84	13	Iowa	D3b '07	3	3	0	0
74	James Hurst	G/T	6-5	310	12/17/91	6	North Carolina	FA '14	3	0	0	0
77	Bradley Bozeman	C	6-5	317	11/24/94	2	Alabama	D6c '18	3	3	0	0
78	Orlando Brown Jr.	T	6-8	355	5/2/96	2	Oklahoma	D3a '18	3	3	0	0
79	Ronnie Stanley	T	6-6	315	3/18/94	4	Notre Dame	D1 '16	3	3	0	0
80	Miles Boykin	WR	6-4	220	10/12/96	R	Notre Dame	D3b '19	3	3	0	0
81	Hayden Hurst	TE	6-4	260	8/24/93	2	South Carolina	D1a '18	3	1	0	0
83	Willie Snead IV	WR/RS	5-11	200	10/17/92	5	Ball State	RFA (NO) '18	3	2	0	0
86	Nick Boyle	TE	6-4	270	2/17/93	5	Delaware	D5a '15	3	2	0	0
89	Mark Andrews	TE	6-5	256	9/6/95	2	Oklahoma	D3b '18	3	0	0	0
90	Pernell McPhee	OLB	6-3	269	12/17/88	9	Mississippi State	UFA (WAS) '19	3	3	0	0
93	Chris Wormley	DE	6-5	300	10/25/93	3	Michigan	D3a '17	3	1	0	0
94	Daylon Mack	DT	6-1	340	2/23/97	R	Texas A&M	D5 '19	0	0	0	3
97	Michael Pierce	DT	6-0	345	11/6/92	4	Samford	FA '16	3	3	0	0
98	Brandon Williams	DT	6-1	336	2/21/89	7	Missouri Southern St.	D3 '13	3	3	0	0
99	Matthew Judon	OLB	6-3	261	8/15/92	4	Grand Valley State	D5 '16	3	3	0	0
Practice Squad												
33	Terrell Bonds	CB	5-8	182	7/22/96	R	Tennessee State	FA '19	0	0	0	0
47	De'Lance Turner	RB	5-11	214	8/23/95	2	Alcorn State	FA '18	0	0	0	0
49	Christopher Ezeala (IPP)	FB	5-11	248	9/19/95	1	German FB League	IPP '18	0	0	0	0
51	Aaron Adeoye	OLB	6-6	250	8/26/93	R	Southeast Missouri St.	FA '19	0	0	0	0
61	R.J. Prince	G	6-6	320	4/19/95	1	North Carolina	FA '19	0	0	0	0
70	Parker Ehinger	G	6-6	310	12/30/92	2	Cincinnati	FA '19	0	0	0	0
84	Antoine Wesley	WR	6-4	206	10/22/97	R	Texas Tech	FA '19	0	0	0	0
85	Charles Scarff	TE	6-5	249	5/3/96	R	Delaware	FA '19	0	0	0	0
88	Cole Herdman	TE	6-4	238	6/27/95	R	Purdue	FA '19	0	0	0	0
92	Zevon Coley	DT	6-1	310	7/13/94	3	Florida Atlantic	FA '19	0	0	0	0
95	Zach Sieler	DT	6-6	301	9/7/95	2	Ferris State	D7 '18	0	0	0	0
Reserve/Injured												
25	Tavon Young	CB	5-9	185	3/14/94	4	Temple	D4a '16	0	0	0	0
37	Iman Marshall	CB	6-1	210	2/27/97	R	Southern California	D4c '19	0	0	0	0
46	Fish Smithson	DB	5-11	196	3/18/94	1	Kansas	FA '19	0	0	0	0
60	Randin Crecelius	G/T	6-5	300	8/5/96	1	Portland State	FA '18	0	0	0	0

POSITIONAL ROSTER

As of Sept. 24

QUARTERBACKS

3	Robert Griffin III	QB
7	Trace McSorley	QB
8	Lamar Jackson	QB

WIDE RECEIVERS

10	Chris Moore	WR/RS
11	Seth Roberts	WR
12	Jaleel Scott	WR
15	Marquise Brown	WR
80	Miles Boykin	WR
83	Willie Snead IV	WR/RS

RUNNING BACKS

21	Mark Ingram II	RB
35	Gus Edwards	RB
42	Patrick Ricard	FB/DL
43	Justice Hill	RB

TIGHT ENDS

81	Hayden Hurst	TE
86	Nick Boyle	TE
89	Mark Andrews	TE

OFFENSIVE LINE

65	Patrick Mekari	G
68	Matt Skura	G/C
72	Ben Powers	G
73	Marshal Yanda	G/T
74	James Hurst	G/T
77	Bradley Bozeman	C
78	Orlando Brown Jr.	T
79	Ronnie Stanley	T

SECONDARY

22	Jimmy Smith	CB
23	Tony Jefferson	S
24	Brandon Carr	CB
26	Maurice Canady	CB
27	Cyrus Jones	CB/RS
28	Justin Bethel	CB
29	Earl Thomas III	S
31	Brynden Trawick	S
32	DeShon Elliott	S
34	Anthony Averett	CB
36	Chuck Clark	S
41	Anthony Levine Sr.	DB/LB
44	Marlon Humphrey	CB

LINEBACKERS

40	Kenny Young	ILB
45	Jaylon Ferguson	OLB
48	Patrick Onwuasor	ILB
49	Chris Board	ILB
50	Otaro Alaka	ILB
54	Tyus Bowser	OLB
56	Tim Williams	OLB
90	Pernell McPhee	OLB
99	Matthew Judon	OLB

DEFENSIVE LINE

42	Patrick Ricard	FB/DL
93	Chris Wormley	DE
94	Daylon Mack	DT
97	Michael Pierce	DT
98	Brandon Williams	DT

SPECIALISTS

4	Sam Koch	P
9	Justin Tucker	K
46	Morgan Cox	LS

PRACTICE SQUAD

33	Terrell Bonds	CB
47	De'Lance Turner	RB
49	Christopher Ezeala (IPP)	FB
51	Aaron Adeoye	OLB
61	R.J. Prince	G
70	Parker Ehinger	G
84	Antoine Wesley	WR
85	Charles Scarff	TE
88	Cole Herdman	TE
92	Trevon Coley	DT
95	Zach Sieler	DT

RESERVE/INJURED

25	Tavon Young	CB
37	Iman Marshall	CB
46	Fish Smithson	DB
60	Randin Crecelius	G/T

2019 COACHING STAFF

John Harbaugh	Head Coach
Don Martindale	Defensive Coordinator
Greg Roman	Offensive Coordinator
David Culley	Asst. Head Coach/Pass Coord./WRs
Richard Angelo	Assistant Offensive Line Coach
Andy Bischoff	Assistant Tight Ends Coach
Randy Brown	Assistant Special Teams Coach
Joe Cullen	Defensive Line Coach
Joe D'Alessandris	Offensive Line Coach
Bobby Engram	Tight Ends Coach
Chris Hewitt	Defensive Backs Coach

Chris Horton	Special Teams Coach
Sterling Lucas	Defensive Assistant/Linebackers
Mike Macdonald	Linebackers Coach
Jesse Minter	Assistant Defensive Backs Coach
Steve Saunders	Head Strength & Conditioning Coach
James Urban	Quarterbacks Coach
Craig Ver Steeg	Senior Assistant/Running Backs
Anthony Watson	Asst. Strength & Conditioning Coach
Matt Weiss	Running Backs Coach
T.J. Weist	Assistant Special Teams Coach
Drew Wilkins	Assistant Defensive Line & OLBs

DEPTH CHART

Compiled by Ravens PR staff on Sept. 24

OFFENSE

WR	<u>15</u> <u>Marquise Brown</u>	- or -	83 Willie Snead IV	10 Chris Moore
WR	<u>80</u> <u>Miles Boykin</u>	- or -	11 Seth Roberts	12 Jaleel Scott
LT	79 Ronnie Stanley		74 James Hurst	
LG	77 Bradley Bozeman		<u>65</u> <u>Patrick Mekari</u>	<u>72</u> <u>Ben Powers</u>
C	68 Matt Skura		77 Bradley Bozeman	<u>65</u> <u>Patrick Mekari</u>
RG	73 Marshal Yanda		74 James Hurst	
RT	78 Orlando Brown Jr.		74 James Hurst	
TE	86 Nick Boyle		89 Mark Andrews	81 Hayden Hurst
QB	8 Lamar Jackson		3 Robert Griffin III	<u>7</u> <u>Trace McSorley</u>
FB	42 Patrick Ricard			
RB	21 Mark Ingram II		35 Gus Edwards	<u>43</u> <u>Justice Hill</u>

DEFENSE

DT	98 Brandon Williams		42 Patrick Ricard	
NT	97 Michael Pierce		<u>94</u> <u>Daylon Mack</u>	
DE	93 Chris Wormley		42 Patrick Ricard	
RUSH	90 Pernell McPhee		56 Tim Williams	<u>45</u> <u>Jaylon Ferguson</u>
MLB	48 Patrick Onwuasor		<u>50</u> <u>Otaro Alaka</u>	
WLB	40 Kenny Young		49 Chris Board	
SAM	99 Matthew Judon		54 Tyus Bowser	
LCB	44 Marlon Humphrey	- or -	24 Brandon Carr	26 Maurice Canady
SS	23 Tony Jefferson		41 Anthony Levine Sr.	31 Brynden Trawick*
FS	29 Earl Thomas III		36 Chuck Clark	32 DeShon Elliott
RCB	22 Jimmy Smith*		34 Anthony Averett	27 Cyrus Jones
				28 Justin Bethel

SPECIAL TEAMS

P	4 Sam Koch			
K	9 Justin Tucker			
H	4 Sam Koch			
LS	46 Morgan Cox			
KOR	<u>43</u> <u>Justice Hill</u>		10 Chris Moore	83 Willie Snead IV
PR	27 Cyrus Jones		83 Willie Snead IV	<u>15</u> <u>Marquise Brown</u>

All Rookies Underlined * Missed Last Week's Game Due to Injury

PRONUNCIATIONS

PLAYERS: Aaron Adeoye (uh-DAY-oh-yay); Maurice Canady (CAN-uh-dee); Chris Ezeala (eh-ZAH-lah); Sam Koch (Cook); Anthony Levine Sr. (luh-VEEN); Patrick Mekari (muh-CARE-ee); Patrick Onwuasor (oh-WAH-so); Zach Sieler (SEE-ler); Matt Skura (SKUR-uh); Antoine Wesley (AN-twon); Marshal Yanda (YAWN-da)

COACHES: Richard Angulo (an-GOO-low); Andy Bischoff (BISH-off); Joe D'Alessandris (dell-ah-SAN-dress); Craig Ver Steeg (ver-STEGG); T.J. Weist (WEEST)

HOW 2019 RAVENS WERE BUILT

BY YEAR SIGNED

YEAR	PLAYER	ACQ.
2006	P Sam Koch	D6a
2007	G/T Marshal Yanda	D3b
2010	LS Morgan Cox	RFA
2011	CB Jimmy Smith	D1
2012	DB/LB Anthony Levine Sr. K Justin Tucker	FA RFA
2013	DT Brandon Williams	D3
2014	G/T James Hurst	RFA
2015	TE Nick Boyle	D5a
2016	CB Maurice Canady OLB Matthew Judon WR/RS Chris Moore ILB Patrick Onwuasor DT Michael Pierce G/C Matt Skura T Ronnie Stanley <i>CB Tavon Young [Injured Reserve]</i>	D6b D5 D4b RFA RFA FA D1 D4a
2017	OLB Tyus Bowser CB Brandon Carr S Chuck Clark CB Marlon Humphrey S Tony Jefferson FB/DL Patrick Ricard OLB Tim Williams DE Chris Wormley	D2 UFA (Dal.) D6 D1 UFA (Ari.) RFA D3b D3a
2018	TE Mark Andrews CB Anthony Averett ILB Chris Board C Bradley Bozeman T Orlando Brown Jr. <i>G/T Randin Crecelius [Injured Reserve]</i> RB Gus Edwards S DeShon Elliott QB Robert Griffin III TE Hayden Hurst QB Lamar Jackson CB/RS Cyrus Jones WR Jaleel Scott WR Willie Snead IV ILB Kenny Young	D3b D4a RFA D6c D3a RFA RFA D6a FA D1a D1b WAV (NE) D4c Rest. FA (NO) D4b
2019	ILB Otaru Alaka CB Justin Bethel WR Miles Boykin WR Marquise Brown OLB Jalyon Ferguson RB Justice Hill RB Mark Ingram II DT Daylon Mack <i>CB Iman Marshall [Injured Reserve]</i> OLB Pernell McPhee QB Trace McSorley G Patrick Mekari G Ben Powers WR Seth Roberts <i>DB Fish Smithson [Injured Reserve]</i> S Earl Thomas III S Brynden Trawick	RFA UFA (Atl.) D3b D1 D3a D4a UFA (NO) D5 D4c UFA (Was.) D6 RFA D4b FA FA UFA (Sea.) FA

BY DRAFT ROUND

1st ROUND (9)	TEAM	YEAR
S Earl Thomas III	Seattle	2010 (14th)
CB Jimmy Smith	Baltimore	2011 (27th)
RB Mark Ingram II	New Orleans	2011 (28th)
QB Robert Griffin III	Washington	2012 (2nd)
T Ronnie Stanley	Baltimore	2016 (6th)
CB Marlon Humphrey	Baltimore	2017 (16th)
TE Hayden Hurst	Baltimore	2018 (25th)
QB Lamar Jackson	Baltimore	2018 (32nd)
WR Marquise Brown	Baltimore	2019 (25th)
2nd ROUND (2)		
CB/RS Cyrus Jones	New England	2016
OLB Tyus Bowser	Baltimore	2017
3rd ROUND (8)		
G/T Marshal Yanda	Baltimore	2007
DT Brandon Williams	Baltimore	2013
OLB Tim Williams	Baltimore	2017
DE Chris Wormley	Baltimore	2017
TE Mark Andrews	Baltimore	2018
T Orlando Brown Jr.	Baltimore	2018
OLB Jalyon Ferguson	Baltimore	2019
WR Miles Boykin	Baltimore	2019
4th ROUND (8)		
WR/RS Chris Moore	Baltimore	2016
<i>CB Tavon Young [Injured Reserve]</i>	Baltimore	2016
CB Anthony Averett	Baltimore	2018
WR Jaleel Scott	Baltimore	2018
ILB Kenny Young	Baltimore	2018
RB Justice Hill	Baltimore	2019
G Ben Powers	Baltimore	2019
<i>CB Iman Marshall [Injured Reserve]</i>	Baltimore	2019
5th ROUND (5)		
CB Brandon Carr	Kansas City	2008
OLB Pernell McPhee	Baltimore	2011
TE Nick Boyle	Baltimore	2015
OLB Matthew Judon	Baltimore	2016
DT Daylon Mack	Baltimore	2019
6th ROUND (7)		
P Sam Koch	Baltimore	2006
CB Justin Bethel	Arizona	2012
CB Maurice Canady	Baltimore	2016
S Chuck Clark	Baltimore	2017
C Bradley Bozeman	Baltimore	2018
S DeShon Elliott	Baltimore	2018
QB Trace McSorley	Baltimore	2019
UNDRAFTED (18)		
LS Morgan Cox	Baltimore	2010
DB/LB Anthony Levine Sr.	Green Bay	2010
K Justin Tucker	Baltimore	2012
S Tony Jefferson	Arizona	2013
S Brynden Trawick	Baltimore	2013
G/T James Hurst	Baltimore	2014
WR Seth Roberts	Oakland	2014
WR Willie Snead IV	Cleveland	2014
ILB Patrick Onwuasor	Baltimore	2016
DT Michael Pierce	Baltimore	2016
G/C Matt Skura	Baltimore	2016
FB/DL Patrick Ricard	Baltimore	2017
<i>DB Fish Smithson [Injured Reserve]</i>	Washington	2017
ILB Chris Board	Baltimore	2018
<i>G/T Randin Crecelius [Injured Reserve]</i>	Baltimore	2018
RB Gus Edwards	Baltimore	2018
ILB Otaru Alaka	Baltimore	2019
G Patrick Mekari	Baltimore	2019

FA - Free Agent UFA - Unrestricted Free Agent RFA - Rookie Free Agent WAV - Waivers

PARTICIPATION CHART

Player															REGULAR SEASON TOTALS					
	9/8 @ Mia.	9/15 vs. Ari.	9/22 @ KC	9/29 vs. Cle.	10/6 @ Pit.	10/13 vs. Cin.	10/20 @ Sea.	11/3 vs. NE	11/10 @ Cin.	11/17 vs. Hou.	11/25 @ LAR	12/1 vs. SF	12/8 @ Buf.	12/12 vs. NYJ	12/22 @ Cle.	12/29 vs. Pit.	GAMES PLAYED	GAMES STARTED	DID NOT PLAY	INACTIVE
Adeoye, Aaron	PS	PS	PS														0	0	0	0
Alaka, Otaru	INA	INA	INA														0	0	0	3
Andrews, Mark	X	X	X														3	0	0	0
Averett, Anthony	X	CB	X														3	1	0	0
Bethel, Justin	X	X	X														3	0	0	0
Board, Chris	X	X	X														3	0	0	0
Bonds, Terrell	NOR	PS	PS														0	0	0	0
Bowser, Tyus	X	X	X														3	0	0	0
Boykin, Miles	WR	WR	WR														3	3	0	0
Boyle, Nick	TE	TE	X														3	2	0	0
Bozeman, Bradley	LG	LG	LG														3	3	0	0
Brown, Marquise	WR	WR	WR														3	3	0	0
Brown Jr., Orlando	RT	RT	RT														3	3	0	0
Canady, Maurice	PS	X	X														2	0	0	0
Carr, Brandon	LCB	RCB	RCB														3	3	0	0
Clark, Chuck	X	X	S														3	1	0	0
Coley, Trevon	PS	PS	PS														0	0	0	0
Cox, Morgan	X	X	X														3	0	0	0
Creceilius, Randin	IR	IR	IR														0	0	0	0
Edwards, Gus	X	X	X														3	0	0	0
Ehinger, Parker	NOR	NOR	PS														0	0	0	0
Elliott, DeShon	X	X	X														3	0	0	0
Ezeala, Christopher	PS	PS	PS														0	0	0	0
Ferguson, Jaylon	INA	INA	X														1	0	0	2
Griffin III, Robert	X	DNP	DNP														1	0	2	0
Herdman, Cole	NOR	NOR	PS														0	0	0	0
Hill, Justice	X	X	X														3	0	0	0
Humphrey, Marlon	X	LCB	LCB														3	2	0	0
Hurst, Hayden	X	X	TE														3	1	0	0
Hurst, James	X	X	X														3	0	0	0
Ingram II, Mark	RB	RB	RB														3	3	0	0
Jackson, Lamar	QB	QB	QB														3	3	0	0
Jefferson, Tony	SS	SS	SS														3	3	0	0
Jones, Alvin	IR	NOR	NOR														0	0	0	0
Jones, Cyrus	X	CB	X														3	1	0	0
Judon, Matthew	SLB	SAM	SAM														3	3	0	0
Koch, Sam	X	X	X														3	0	0	0
Levine Sr., Anthony	X	X	X														3	0	0	0
Mack, Daylon	INA	INA	INA														0	0	0	3
Marshall, Iman	IR	IR	IR														0	0	0	0
McPhee, Pernell	RUSH	DE	RUSH														3	3	0	0
McSorley, Trace	INA	INA	INA														0	0	0	3
Mekari, Patrick	X	DNP	X														2	0	1	0
Modster, Sean	PS	NOR	NOR														0	0	0	0
Moore, Chris	X	X	X														3	0	0	0
Onwuasor, Patrick	MLB	MLB	MLB														3	3	0	0
Payne, Donald	PS	NOR	NOR														0	0	0	0
Pierce, Michael	NT	NT	NT														3	3	0	0
Powers, Ben	INA	INA	INA														0	0	0	3
Prince, R.J.	PS	PS	PS														0	0	0	0
Ricard, Patrick	FB	X	X														3	1	0	0
Roberts, Seth	X	X	X														3	0	0	0
Scarff, Charles	PS	PS	PS														0	0	0	0
Scott, Jaleel	INA	INA	INA														0	0	0	3
Senat, Greg	INA	NOR	NOR														0	0	0	1
Sieler, Zach	PS	PS	PS														0	0	0	0
Skura, Matt	C	C	C														3	3	0	0
Smith, Jimmy	RCB	INA	INA														1	1	0	2
Smithson, Fish	IR	IR	IR														0	0	0	0
Snead IV, Willie	X	WR	WR														3	2	0	0
Stanley, Ronnie	LT	LT	LT														3	3	0	0
Thomas III, Earl	FS	FS	FS														3	3	0	0
Thompson, Mark	NOR	PS	IR														0	0	0	0
Trawick, Brynden	X	X	INA														2	0	0	1
Tucker, Justin	X	X	X														3	0	0	0
Turner, De'Lance	PS	PS	PS														0	0	0	0
Wesley, Antoine	PS	PS	PS														0	0	0	0
Williams, Brandon	DT	DT	DT														3	3	0	0
Williams, Tim	X	X	X														3	0	0	0
Wormley, Chris	DE	X	X														3	1	0	0
Yanda, Marshal	RG	RG	RG														3	3	0	0
Young, Kenny	WLB	X	WLB														3	2	0	0
Young, Tavon	IR	IR	IR														0	0	0	0

Position in Caps = Starter; X = Played/Substituted; IR = Injured Reserve; NOR = Not on Roster; PS = Practice Squad

2019 GAME-BY-GAME STARTERS

OFFENSE

GAME	WR	LT	LG	C	RG	RT	TE	WR	QB	RB	FB	OTHER
Sept. 8 at Miami	M. Brown	Stanley	Bozeman	Skura	Yanda	O. Brown	Boyle	M. Boykin	Jackson	Ingram II	Ricard	n/a
Sept. 15 vs. Arizona	M. Brown	Stanley	Bozeman	Skura	Yanda	O. Brown	Boyle	M. Boykin	Jackson	Ingram II	n/a	Snead IV (WR)
Sept. 22 at Kansas City	M. Brown	Stanley	Bozeman	Skura	Yanda	O. Brown	H. Hurst	M. Boykin	Jackson	Ingram II	n/a	Snead IV (WR)
Sept. 29 vs. Cleveland												
Oct. 6 at Pittsburgh												
Oct. 13 vs. Cincinnati												
Oct. 20 at Seattle												
Nov. 3 vs. New England												
Nov. 10 at Cincinnati												
Nov. 17 vs. Houston												
Nov. 25 at LA Rams												
Dec. 1 vs. San Francisco												
Dec. 8 at Buffalo												
Dec. 12 vs. NY Jets												
Dec. 22 at Cleveland												
Dec. 29 vs. Pittsburgh												

DEFENSE

GAME	NT	DE	DT	SAM	MIKE	WILL	RUSH	RCB	LCB	SS	FS	OTHER
Sept. 8 at Miami	Pierce	Wormley	Williams	Judon	Onwuasor	K. Young	McPhee	Smith	Carr	Jefferson	Thomas III	n/a
Sept. 15 vs. Arizona	Pierce	n/a	Williams	Judon	Onwuasor	Jones (DB)	McPhee	Carr	Humphrey	Jefferson	Thomas III	Averett (DB)
Sept. 22 at Kansas City	Pierce	n/a	Williams	Judon	Onwuasor	K. Young	McPhee	Carr	Humphrey	Jefferson	Thomas III	Clark (S)
Sept. 29 vs. Cleveland												
Oct. 6 at Pittsburgh												
Oct. 13 vs. Cincinnati												
Oct. 20 at Seattle												
Nov. 3 vs. New England												
Nov. 10 at Cincinnati												
Nov. 17 vs. Houston												
Nov. 25 at LA Rams												
Dec. 1 vs. San Francisco												
Dec. 8 at Buffalo												
Dec. 12 vs. NY Jets												
Dec. 22 at Cleveland												
Dec. 29 vs. Pittsburgh												

Bold denotes first NFL start

2019 TRANSACTIONS

- **Jan: 2:** Signed **LB Ejuan Price** and **LB Matthew Thomas** to Reserve/Future contacts.
- **Jan: 7:** Signed **G Kofi Amichia** to a Reserve/Future contact; Re-signed T Randin Crecelius, DB Robertson Daniel, RB Tyler Ervin, FB Christopher Ezeala, DB Bennett Jackson, LB Alvin Jones and TE Nick Keizer to Reserve/Future contracts.
- **Feb: 19:** Signed CB Tavon Young to a three-year contract extension.
- **Feb: 25:** Terminated the contract of vested veteran WR Michael Crabtree.
- **March 1:** Waived RB Alex Collins.
- **March 6:** Terminated the contract of vested veteran S Eric Weddle.
- **March 7:** Re-signed TE Nick Boyle, who was scheduled to become an unrestricted free agent.
- **March 13:** Traded QB Joe Flacco to the Denver Broncos in exchange for a 2019 fourth-round draft pick (113th overall).
- **March 15:** Signed unrestricted free agents **RB Mark Ingram II** and **S Earl Thomas III**.
- **March 19:** Signed unrestricted free agent **CB Justin Bethel**; Waived (failed physicals) LB Bam Bradley and CB Jaylen Hill.
- **March 26:** Re-signed free agent CB Stanley Jean-Baptiste.
- **March 28:** Re-signed unrestricted free agent QB Robert Griffin III.
- **April 8:** Signed free agent **WR Seth Roberts**.
- **April 15:** Re-signed exclusive rights free agents RB Gus Edwards, G Jermaine Eluemunor, C Matt Skura and RB De'Lance Turner; Re-signed restricted free agent LB Patrick Onwuasor.
- **April 24:** Signed K Justin Tucker to a four-year contract extension and G Marshal Yanda to a one-year contract extension.
- **May 1:** Re-signed restricted free agent DT Michael Pierce.
- **May 3:** Signed draft choices **RB Justice Hill**, **DT Daylon Mack**, **CB Iman Marshall** and **G Ben Powers**; Signed undrafted rookie free agents **LB Otaru Alaka**, **T Marcus Applefield**, **LB E.J. Ejiya**, **TE Cole Herdman**, **DE Markus Jones**, **T Patrick Mekari**, **DT Kalil Morris**, **WR Sean Modster**, **DE Michael Onuoha**, **TE Matt Orzech**, **TE Charles Scarff**, **WR Jaylen Smith**, **LB Silas Stewart**, **G C.J. Toogood**, **WR Antoine Wesley**, **DT Gerald Willis** and **S Evan Worthington**.
- **May 4:** Signed draft choice **QB Trace McSorley**.
- **May 5:** Waived G C.J. Toogood and S Evan Worthington.
- **May 6:** Waived DB Robertson Daniel; Signed **OLB Aaron Adeoye**, **CB Terrell Bonds** and **T Darrell Williams**.
- **May 13:** Signed free agents **QB Jalan McClendon** and **G Patrick Vahe**.
- **May 14:** Waived LB Ejuan Price; Signed free agent **WR Joe Horn Jr.**
- **May 16:** Waived G Kofi Amichia and TE Nick Keizer; Signed free agent **G R.J. Prince**.
- **May 20:** Waived QB Jalan McClendon and DT Kalil Morris; Signed free agents **WR Michael Floyd**, **OLB Pernell McPhee** and **OLB Shane Ray**.
- **May 31:** Signed draft choice **OLB Jaylon Ferguson**.
- **June 6:** Signed draft choice **WR Marquise Brown**.
- **July 17:** Signed draft choice **WR Miles Boykin**.
- **July 25:** Waived (NFI) WR Quincy Adeboyejo.
- **July 26:** Signed free agent **G Isaiah Williams**.
- **July 29:** Waived DE Markus Jones; Signed free agent **QB Joe Callahan**.
- **July 31:** Waived WR Jordan Lasley; Signed free agent **LB Nicholas Grigsby**.
- **Aug. 1:** Waived LB Matthew Thomas; Signed free agent **S Brynden Trawick**.
- **Aug. 5:** Traded G Alex Lewis to the NY Jets in exchange for a 2020 conditional draft choice.
- **Aug. 10:** Signed free agent **DT Elijah Qualls**.
- **Aug. 11:** Traded K/P Kaare Vedvik to the Minnesota Vikings in exchange for an undisclosed 2020 draft pick.
- **Aug. 12:** Signed rookie free agent **P Sean Smith**.
- **Aug. 15:** Waived **DT Elijah Qualls**.
- **Aug. 16:** Waived P Sean Smith; Signed free agent **LB Donald Payne**.
- **Aug. 17:** Signed free agent **K Cameron Nizialek**; Waived (injury settlement) OLB Mike Onuoha.
- **Aug. 23:** Signed free agent **LB Paul WorriLOW**.
- **Aug. 24:** Waived LB Nicholas Grigsby; Terminated the contract of vested veteran LB Paul WorriLOW.
- **Aug. 25:** Signed free agent **K Elliott Fry**.
- **Aug. 27:** Signed free agent **DB Fish Smithson**.
- **Aug. 28:** Traded G/T Jermaine Eluemunor to New England in exchange for an undisclosed draft pick.
- **Aug. 30:** Waived QB Joe Callahan, K Elliott Fry, WR Joe Horn Jr., LS Matthew Orzech, WR Jaylen Smith, LB Silas Stewart, G Patrick Vahe, T Darrell Williams and G Isaiah Williams; Terminated the contracts of vested veterans WR Michael Floyd and OLB Shane Ray.
- **Aug. 31:** Waived OLB Aaron Adeoye, T Marcus Applefield, CB Terrell Bonds, CB Maurice Canady, ILB E.J. Ejiya, RB Tyler Ervin, FB Christopher Ezeala, DT Willie Henry Jr., TE Cole Herdman, DB Bennett Jackson, WR Sean Modster, ILB Donald Payne, G R.J. Prince, TE Charles Scarff, DT Zach Sieler, RB De'Lance Turner, WR Antoine Wesley and DT Gerald Willis; Terminated the contract of vested veteran CB Stanley Jean-Baptiste (injury settlement); Waived, (injury settlement) K Cameron Nizialek; Terminated the contract of vested veteran S Brynden Trawick; Placed G/T Randin Crecelius, RB Kenneth Dixon, ILB Alvin Jones, DB Fish Smithson and CB Tavon Young on Injured Reserve.
- **Sept. 1:** Signed OLB Aaron Adeoye, T Marcus Applefield, CB Maurice Canady, WR Sean Modster, ILB Donald Payne, G R.J. Prince, TE Charles Scarff, DT Zach Sieler, RB De'Lance Turner and WR Antoine Wesley to the practice squad; Signed International Practice Player FB Christopher Ezeala to the practice squad.
- **Sept. 2:** Placed CB Iman Marshall on Injured Reserve; Re-signed S Brynden Trawick to the 53-man roster.
- **Sept. 3:** Waived T Marcus Applefield from the practice squad and signed **DT Trevon Coley**.
- **Sept. 6:** Waived (injury settlement) RB Kenneth Dixon.
- **Sept. 10:** Waived (injury settlement) LB Alvin Jones; Released WR Sean Modster and LB Donald Payne from the practice squad; Signed DB Terrell Bonds and **RB Mark Thompson** to the practice squad.
- **Sept. 14:** Waived T Greg Senat; Signed CB Maurice Canady from the practice squad to the 53-man roster.
- **Sept. 16:** Signed **G Parker Ehinger** to the practice squad.
- **Sept. 18:** Placed RB Mark Thompson on practice squad IR and re-signed TE Cole Herdman to the practice squad.
- **Sept. 23:** Reached an injury settlement with RB Mark Thompson and terminated his practice squad contract.

(Bold indicates first time player has joined the Ravens.)

2019 STATISTICS

WON 2, LOST 1

09/08	W 59-10	at Miami	65,012
09/15	W 23-17	Arizona	70,126
09/22	L 28-33	at Kansas City	73,390
09/29		Cleveland	
10/06		at Pittsburgh	
10/13		Cincinnati	
10/20		at Seattle	
11/03		New England	
11/10		at Cincinnati	
11/17		Houston	
11/25		at L.A. Rams	
12/01		San Francisco	
12/08		at Buffalo	
12/12		N.Y. Jets	
12/22		at Cleveland	
12/29		Pittsburgh	

	Balt.	Opp.
TOTAL FIRST DOWNS	86	54
Rushing	34	12
Passing	47	36
Penalty	5	6
3rd Down: Made/Att	19/38	10/30
3rd Down Pct.	50.0	33.3
4th Down: Made/Att	5/7	1/2
4th Down Pct.	71.4	50.0
POSSESSION AVG.	36:50	23:10
TOTAL NET YARDS	1535	1052
Avg. Per Game	511.7	350.7
Total Plays	223	165
Avg. Per Play	6.9	6.4
NET YARDS RUSHING	650	181
Avg. Per Game	216.7	60.3
Total Rushes	111	49
NET YARDS PASSING	885	871
Avg. Per Game	295.0	290.3
Sacked/Yards Lost	6/33	7/42
Gross Yards	918	913
Att./Completions	106/69	109/67
Completion Pct.	65.1	61.5
Had Intercepted	0	2
PUNTS/AVERAGE	7/48.3	13/52.1
NET PUNTING AVG.	7/44.1	13/44.8
PENALTIES/YARDS	21/162	21/165
FUMBLES/BALL LOST	2/0	5/1
TOUCHDOWNS	14	6
Rushing	6	2
Passing	8	4
Returns	0	0

* SCORE BY PERIODS	Q1	Q2	Q3	Q4	OT	PTS		
TEAM	34	31	17	28	0	110		
OPPONENTS	3	36	10	11	0	60		
* SCORING	TD-Ru	Pa	Rt	K-PAT	FG	S	PTS	
Ingram	5	5	0	0		0	30	
Tucker	0	0	0	0	11/11	5/5	0	26
Andrews	2	0	2	0		0	12	
M. Brown	2	0	2	0		0	12	
Boykin	1	0	1	0		0	6	
H. Hurst	1	0	1	0		0	6	
L. Jackson	1	1	0	0		0	6	
Ricard	1	0	1	0		0	6	
Snead	1	0	1	0		0	6	
TEAM	14	6	8	0	11/11	5/5	0	110
OPPONENTS	6	2	4	0	4/ 5	6/6	0	60

2-Pt Conv: **TEAM 0-3, OPPONENTS 1-1**

SACKS: Judon 3, McPhee 2, Carr 1, Onwuasor 1, **TEAM 7, OPPONENTS 6**

FUM/LOST: Andrews 1/0, Skura 1/0

* RUSHING	No.	Yds	Avg	Long	TD			
Ingram	43	257	6.0	49	5			
L. Jackson	27	172	6.4	19	1			
Edwards	27	120	4.4	15	0			
Levine	1	60	60.0	60	0			
Hill	9	32	3.6	13	0			
Griffin III	4	9	2.3	4	0			
TEAM	111	650	5.9	60	6			
OPPONENTS	49	181	3.7	41	2			
* RECEIVING	No.	Yds	Avg	Long	TD			
Andrews	19	235	12.4	39	2			
M. Brown	14	282	20.1	83t	2			
Boyle	8	98	12.3	23	0			
Snead	6	93	15.5	33t	1			
Ingram	6	62	10.3	20	0			
H. Hurst	6	56	9.3	23	1			
Roberts	3	47	15.7	25	0			
Boykin	2	16	8.0	11	1			
Edwards	2	15	7.5	10	0			
Ricard	2	4	2.0	3	1			
Hill	1	10	10.0	10	0			
TEAM	69	918	13.3	83t	8			
OPPONENTS	67	913	13.6	83t	4			
* INTERCEPTIONS	No.	Yds	Avg	Long	TD			
E. Thomas	1	14	14.0	14	0			
Humphrey	1	0	0.0	0	0			
TEAM	2	14	7.0	14	0			
OPPONENTS	0	0	---	---	0			
* PUNTING	No.	Yds	Avg	Net	TB	In	Lg	B
Koch	7	338	48.3	44.1	1	5	56	0
TEAM	7	338	48.3	44.1	1	5	56	0
OPPONENTS	13	677	52.1	44.8	1	4	59	0
* PUNT RETURNS	Ret	FC	Yds	Avg	Long	TD		
C. Jones	5	4	74	14.8	25	0		
TEAM	5	4	74	14.8	25	0		
OPPONENTS	3	2	9	3.0	9	0		
* KICKOFF RETURNS	No.	Yds	Avg	Long	TD			
Hill	5	102	20.4	26	0			
TEAM	5	102	20.4	26	0			
OPPONENTS	7	118	16.9	23	0			
* FIELD GOALS	1-19	20-29	30-39	40-49	50+			
Tucker	0/0	1/1	3/3	0/0	1/1			
TEAM	0/0	1/1	3/3	0/0	1/1			
OPPONENTS	0/0	3/3	1/1	1/1	1/1			

Tucker: (34G) (33G, 28G, 51G) (39G)
OPP: (54G) (22G, 21G, 21G) (42G, 36G)

* PASSING	Att	Cmp	Yds	Cmp%	Yds/Att	TD	TD%	Int	Int%	Long	SK/Lost	Rating
L. Jackson	100	63	863	63.0	8.63	7	7.0	0	0.0	83t	6/33	113.9
Griffin III	6	6	55	100.0	9.17	1	16.7	0	0.0	12	0/0	144.4
TEAM	106	69	918	65.1	8.66	8	7.5	0	0.0	83t	6/33	117.6
OPPONENTS	109	67	913	61.5	8.38	4	3.7	2	1.8	83t	7/42	92.8

2019 DEFENSIVE STATISTICS

from Press Box Stats

Name	Total	Solo	Assists	Sacks	Yds.	TFL	INT	Yds.	PD	FF	FR
Patrick Onwuasor	18	14	4	1	5	1	0	0	1	0	0
Tony Jefferson	15	10	5	0	0	0	0	0	1	0	0
Brandon Carr	11	9	2	1	7	1	0	0	3	0	0
Marlon Humphrey	11	9	2	0	0	2	1	0	3	1	0
Anthony Averett	9	9	0	0	0	0	0	0	2	0	0
Matthew Judon	9	8	1	3	23	4	0	0	0	0	0
Michael Pierce	9	7	2	0	0	1	0	0	0	0	0
Kenny Young	8	8	0	0	0	2	0	0	0	1	0
Pernell McPhee	8	5	3	2	7	3	0	0	0	0	0
Chuck Clark	7	6	1	0	0	1	0	0	1	0	0
Earl Thomas III	7	3	4	0	0	0	1	14	1	0	0
Brandon Williams	4	1	3	0	0	1	0	0	0	0	0
Tyus Bowser	3	3	0	0	0	0	0	0	0	0	0
Maurice Canady	3	3	0	0	0	0	0	0	0	0	0
Chris Board	2	2	0	0	0	1	0	0	0	0	0
Cyrus Jones	2	2	0	0	0	0	0	0	0	0	0
Tim Williams	2	2	0	0	0	0	0	0	0	0	0
Patrick Ricard	1	1	0	0	0	0	0	0	0	0	0
Brynden Trawick	1	1	0	0	0	0	0	0	0	0	0
Totals	130	103	27	7	42	17	2	14	12	2	0

2019 SPECIAL TEAMS STATISTICS

from Press Box Stats

Name	Total	Solo	Assists	FF	FR	Blocked Kicks
Justin Bethel	2	1	1	0	1	0
Chuck Clark	1	0	1	0	0	0
DeShon Elliott	1	0	0	0	0	0
Sam Koch	1	1	0	0	0	0
Brynden Trawick	1	0	1	0	0	0
Cyrus Jones	0	0	1	0	0	0
Totals	6	2	4	0	1	0

2019 SINGLE-GAME BESTS

Tackles:	8	by Tony Jefferson and Patrick Onwuasor at KC (9/22)
Sacks:	1	by four different players
Interceptions:	1	by M. Humphrey and E. Thomas III at Mia. (9/8)
Passes Defensed:	2	by A. Averett and M. Humphrey at Mia. (9/8)
Tackles For Loss:	2	twice; last by Kenny Young at KC (9/22)
Forced Fumbles:	1	by Marlon Humphrey and Kenny Young at KC (9/22)
Fumble Recoveries:	1	by Justin Bethel at Mia. (9/8)
Special Teams Tackles:	1	by six different players

TACKLES FOR LOSS LEADERS

Name	TFL
Matthew Judon	4
Pernell McPhee	3
Marlon Humphrey	2
Kenny Young	2
Six Players	1

SACKS LEADERS

Name	Sacks
Matthew Judon	3
Pernell McPhee	2
Brandon Carr	1
Patrick Onwuasor	1

PASSES DEFENSED LEADERS

Name	PD
Brandon Carr	3
Marlon Humphrey	3
Anthony Averett	2
Four Players	1

INTERCEPTIONS LEADERS

Name	INTs
Marlon Humphrey	1
Earl Thomas III	1

ALWAYS MORE.
NEVER LESS.



BALTIMORE RAVENS 2019 REGULAR SEASON GAME BY GAME OFFENSIVE STATISTICS

9/8 @ Mia. 9/15 vs. Atl. 9/22 @ KC 9/29 vs. Cle. 10/6 @ Pitt. 10/13 vs. Cin. 10/20 @ Sea. 11/3 vs. NE 11/10 @ Cin. 11/17 vs. Hou. 11/25 @ LAR 12/1 vs. SF 12/8 at Buf. 12/12 @ Cle. 12/29 vs. Pit.

Game	Points	59	23	28
1st Qtr	21	7	6	
2nd Qtr	21	10	0	
3rd Qtr	10	0	7	
4th Qtr	7	6	15	
Overtime	0	0	0	
TDs (R/U-P-Rel)	8 (2-6-0)	2 (0-2-0)	4 (4-0-0)	
PATs (M/A)	8/8	2/2	1/1	
2PT Convs (M/A)	0/0	0/0	0/3	
FGs (M/A)	1/1	3/3	1/1	
Safeties	0	0	0	
First Downs	31	26	29	
Rushing	10	9	15	
Passing	17	16	14	
Penalty	4	1	0	
3rd Down Conv (M/A)	7-11	7-14	5-13	
3rd Down Conv Pct	64%	50%	38.5%	
4th Down Conv (M/A)	2-2	0-1	3-4	
4th Down Conv Pct	100%	0%	75%	
Total Net Yards	643	440	452	
Total Off. Plays	73	72	78	
Avg. Gain Per Play	8.8	6.1	5.8	
Net Yards Rushing	265	182	203	
Total Rushing Plays	46	33	32	
Avg. Gain Per Rush	5.8	5.5	6.3	
Net Yards Passing	378	258	249	
Times Sacked	1	2	3	
Yards Lost on Sacks	1	14	18	
Gross Yards Passing	379	272	267	
Pass Attempts	26	37	43	
Pass Completions	23	24	22	
Completion Pct	88.5%	64.9%	51.2%	
Avg. Gain Per Pass	14	6.6	5.4	
Interceptions	0	0	0	
Fumbles / Fum. Lost	0/0	2/0	0/0	
Penalties	4	10	7	
Penalty Yards	40	62	60	
Punts	1	3	3	
Gross Punting Average	56.0	43.0	51.0	
Touchbacks	0	0	1	
Inside20	1	2	2	
Punts Blocked	0	0	0	
Net Punting Average	56.0	43.0	41.3	
Punt Returns	2	3	0	
Punt Return Yards	29	45	0	
Punt Return Avg.	14.5	15	0.0	
Fair Catches	2	1	1	
Kickoff Returns	1	2	2	
Kickoff Return Yards	9	46	47	
Kickoff Return Avg.	9.0	23.0	23.5	
Time of Possession	40:07	37:38	32:44	

