



# BALTIMORE RAVENS GAME RELEASE

UNDER ARMOUR PERFORMANCE CENTER | 1 WINNING DRIVE | OWINGS MILLS, MD

PH: 410-701-4000 | BALTIMORERAVENS.COM | TWITTER: @RAVENS

WORLD CHAMPIONS: SUPER BOWL XXXV (2000) & SUPER BOWL XLVII (2012)



## BALTIMORE RAVENS AT KANSAS CITY CHIEFS



[2-0] NFL WEEK 3 — SEPT. 22, 2019 [2-0]

1:00 P.M. ET — ARROWHEAD STADIUM [76,416]

### JUST THE FACTS

- It's a tilt between 2-0 teams when the Baltimore Ravens visit Arrowhead Stadium this Sunday (Sept. 22) to battle the Kansas City Chiefs. Baltimore enters the contest with the NFL's No. 1 offense (541.5 ypg), while Kansas City's potent attack ranks No. 3 (477.5).
- The Ravens seek to begin a season 3-0 for the third time (2009 & 2016) under head coach John Harbaugh. (Doing so would mark the fourth-overall occurrence in team history; 2006 under Brian Billick.)
- In a 23-17 home victory vs. Arizona last Sunday, QB Lamar Jackson became the only player in league history to throw for at least 250 yards and rush for at least 120 yards in a game. Jackson finished 24-of-37 for 272 yards, 2 TDs and 0 INTs (104.8 rating), adding 120 rushing yards on 16 carries (7.5 avg.). He directly contributed to 392 of the Ravens' 440 total yards. TE Mark Andrews became the first Ravens tight end ever to post back-to-back 100-yard receiving games, snagging 8 receptions for 112 yards and 1 TD. Rookie WR Marquise Brown caught 8 passes for 86 yards, including a 41-yard, fourth-quarter grab on third-and-11 to help seal Baltimore's victory.
- The Chiefs own a 5-3 regular season series lead vs. Baltimore, last winning a 27-24 OT thriller at Arrowhead in December of 2018. At KC, Baltimore is 3-1 all time, a mark that includes a 2010 Wild Card victory. Under Coach Harbaugh, the Ravens are 3-2 overall vs. the Chiefs.
- Under Coach Harbaugh, Baltimore owns the NFL's fourth-most total wins (116, tied, NO) since his 2008 Charm City arrival. The Ravens have appeared in three AFC title games (2008, 2011 & 2012) with "Harbs" at the helm, and in 2012, won Super Bowl XLVII.

### WEEKLY SCHEDULE

- Wed. Sept. 18:** 11:15 a.m. .... John Harbaugh / Key Players at Podium & Open Locker Room  
1:15 p.m. .... Practice / Media Viewing
- Thur. Sept. 19:** 11:10 a.m. .... Coordinators at Podium & Open Locker Room  
1:15 p.m. .... Practice / Media Viewing
- Fri. Sept. 20:** 11:10 a.m. .... Practice / Media Viewing  
12:50 p.m. .... John Harbaugh Podium & Open Locker Room

### WEDNESDAY CONFERENCE CALLS

**Ravens:** John Harbaugh at 11:30 a.m. ET **Chiefs:** Andy Reid at 1 p.m. ET

### CALLING THE ACTION

- Television:** CBS — WJZ Ch. 13 (Baltimore)  
- Ian Eagle (PBP) - Dan Fouts (analyst) - Evan Washburn (field)  
- Mark Wolff (producer) - Bob Fishman (director)
- Local Radio:** WBAL (1090 AM/101.5 FM) & 98 Rock (97.9 FM)  
- Gerry Sandusky (PBP) - Jarret Johnson (analyst)

### COACH HARBAUGH SAYS

#### ON OPPOSING DEFENSES GAME-PLANNING QB LAMAR JACKSON:

"It's just going to be a real conundrum for them. It's going to be a real challenge for them to figure that out. They're going to have to figure it out for themselves. But this league has a lot of smart people and a lot of great players. As Lamar [Jackson] well knows, they'll be chasing our scheme. We'll play one of the best teams in the league [on Sunday] in Kansas City. The stadium will be rocking; it'll be deafening. We're going to have to be a much better football team than we have been last week or this week. That's just the way the league works. This is a smart league, and you have to respect what people can do."

### INJURY UPDATE

Starting CB Jimmy Smith left the Week 1 Miami game with a knee injury and did not play vs. Arizona. Baltimore has four players on Injured Reserve, including standout CB Tavon Young (neck).

### NOTE THE QUOTE

#### RB MARK INGRAM II ON THE RAVENS' OFFENSE:

"Lamar [Jackson] is a real quarterback. People can say what they want, but he can sit back there and drop dimes. He's going to continue to improve and continue to get better. We have lots of playmakers on the outside — receivers, tight ends. You see fullbacks catching it. You see backs catching it out of the backfield. That's what we want: a versatile offense and an explosive offense, many moving parts contributing."

### WHAT'S GOING ON?



#### NFL PASSING LEADERS

##### TOUCHDOWNS

1. Lamar Jackson (Bal.) .... 7
- Patrick Mahomes (KC) .... 7
- Dak Prescott (Dal.) .... 7

##### QB RATING

1. Lamar Jackson (Bal.) ... 145.2
2. Dak Prescott (Dal.) .... 142.9
3. Patrick Mahomes (KC) ... 136.3

##### YARDS PER ATT.

1. Dak Prescott (Dal.) .... 10.9
2. Patrick Mahomes (KC) ... 10.7
3. Lamar Jackson (Bal.) ... 10.5

##### PASS TD PCT.

1. Lamar Jackson (Bal.) ... 12.3
2. Dak Prescott (Dal.) .... 11.3
3. Jacoby Brissett (Ind.) ... 9.1
- Patrick Mahomes (KC) ... 9.1
- Russell Wilson (Sea.) ... 9.1

##### 20+ YARD COMP.

1. Patrick Mahomes (KC) ... 14
2. Lamar Jackson (Bal.) ... 12
3. Baker Mayfield (Cle.) .... 11
- Philip Rivers (LAC) .... 11
- Matthew Stafford (Det.) ... 11

# RAVENS INFORMATION

## 2019 RAVENS SCHEDULE

Date	Opponent	Result/Time
Sun. Sept. 8	at Miami Dolphins	W, 59-10
Sun. Sept. 15	ARIZONA CARDINALS	W, 23-17
Sun. Sept. 22	at Kansas City Chiefs	1:00 p.m.
Sun. Sept. 29	CLEVELAND BROWNS	1:00 p.m.
Sun. Oct. 6*	at Pittsburgh Steelers	1:00 p.m.
Sun. Oct. 13*	CINCINNATI BENGALS	1:00 p.m.
Sun. Oct. 20*	at Seattle Seahawks	4:25 p.m.
Sun. Oct. 27	BYE	
Sun. Nov. 3*	NEW ENGLAND PATRIOTS	8:20 p.m. (NBC)
Sun. Nov. 10*	at Cincinnati Bengals	1:00 p.m.
Sun. Nov. 17*	HOUSTON TEXANS	1:00 p.m.
Mon. Nov. 25	at Los Angeles Rams	8:15 p.m. (ESPN)
Sun. Dec. 1*	SAN FRANCISCO 49ERS	1:00 p.m.
Sun. Dec. 8*	at Buffalo Bills	1:00 p.m.
Thurs. Dec. 12	NEW YORK JETS	8:20 p.m. (FOX/NFLN)
Sun. Dec. 22*	at Cleveland Browns	1:00 p.m.
Sun. Dec. 29*	PITTSBURGH STEELERS	1:00 p.m.

\*Flexible Scheduling Games      Home Games in CAPS      All Times Eastern

## NUMBERS TO RAVE ABOUT

**7** – Number of Ravens to score at least 1 TD through the team's first two games. QB Lamar Jackson has connected with six different receivers on his 7 TD passes.

**15** – A season-high QB hits by the Ravens' defense in 2018's game at Kansas City. It marked the most times Chiefs QB Patrick Mahomes was hit in a game last season.

**21** – QB hits by the Ravens' defense this season, marking an NFL high. (Green Bay & New Orleans are second with 17.)

**21** – An NFL-high 50+ yard FGs made by K Justin Tucker since 2016. He has attempted 25 such kicks to convert an amazing 84%.

**178** – Consecutive games started by CB Brandon Carr, marking the NFL's longest active streak by a defender and the second longest overall (210, Philip Rivers). Carr originally began his career as a fifth-round draft pick of the Chiefs in 2008.

**158.3** – QB Lamar Jackson's passer rating (perfect) on third down, completing 13 of 15 passes for 226 yards and 2 TDs. His 226 yards on third down rank second only to Carson Wentz's 273.

**1,083** – Baltimore's total yards of offense through two games. The figure marks the third-most yards an offense has produced in the first two games of a season in league history. (New England had 1,126 in 2011 & Buffalo had 1,119 in 1991.)

## AFC NORTH STANDINGS

Team	W	L	T	Home	Road	Div.	Con.	PF	PA	Strk.
Baltimore	2	0	0	1-0	1-0	0-0	1-0	82	27	W 2
Cleveland	1	1	0	0-1	1-0	0-0	1-1	36	46	W 1
Cincinnati	0	2	0	0-1	0-1	0-0	0-0	37	62	L 2
Pittsburgh	0	2	0	0-1	0-1	0-0	0-1	29	61	L 2

## NOTE OF THE WEEK I

Entering Week 3, rookie WR Marquise Brown ranks third in the NFL in receiving yards (233). Brown's 233 yards are the most by a player in his first two NFL games since Anquan Boldin (279) in 2003 and tie (Jim Brim, 1987) for third most since the 1970 merger.

### NFL RECEIVING YARDS LEADERS / 2019 SEASON

Rk.	Player	Rec.	Yards	Rec.	Avg.	TDs
1.	John Ross (Cin.)	270	11	24.5	3	
2.	Sammy Watkins (KC)	247	15	16.5	3	
3.	Marquise Brown (Bal.)	233	12	19.4	2	
4.	Odell Beckham Jr. (Cle.)	232	13	17.8	1	
5.	Michael Gallup (Dal.)	226	13	17.4	0	
6.	Keenan Allen (LAC)	221	16	13.8	1	
7.	Mark Andrews (Bal.)	220	16	13.8	2	

**Quick Hit:** Brown's 113 yards after the catch stand fifth in the NFL.

## NOTE OF THE WEEK II

Entering Week 3, second-year TE Mark Andrews owns the NFL's seventh-most receiving yards (220), also standing as the most among TEs. Of his 16 catches, a league-high-tying 12 have earned first downs, while he's also tallied an NFL-high (tied) 6 receptions of 20-plus yards.

### 1ST DOWN RECEPTIONS

1. <b>Mark Andrews (Bal.)</b> ...12
John Brown (Buf.) .....12
Keenan Allen (LAC).....12
4. Six Players.....10

### 20+ YARD RECEPTIONS

1. <b>Mark Andrews (Bal.)</b> ...6
John Ross (Cin.) .....6
3. Keenan Allen (LAC).....5
Chris Godwin (TB) .....5

**Quick Hit:** With 8 catches for 112 yards and 1 TD in Week 2, Andrews became the first Ravens TE ever to post back-to-back 100-yard receiving games. (He hauled in 8 receptions for 108 yards and 1 TD in Week 1 at Mia.)

## NOTE OF THE WEEK III

Last Sunday, QB Lamar Jackson became the only player in league history to throw for at least 250 yards and rush for at least 120 yards in a regular season game. He finished with 272 passing yards, 2 TDs and 0 INTs (104.8 rating), adding 120 rushing yards.

### MOST PASSING YARDS / QBs TO RUSH FOR 100 YARDS (NFL Single-Game History)

Player	Date/Opp.	Pass Yds	Rush Yards
Cam Newton	12/20/15 vs. NYG	340	100
Russell Wilson	10/19/14 vs. STL	313	106
Colin Kaepernick	11/27/16 vs. Mia.	296	113
Cam Newton	12/9/12 vs. Atl.	287	116
Cam Newton	10/12/14 vs. Cin.	284	107
<b>Lamar Jackson*</b>	<b>9/15/19 vs. Ari.</b>	<b>272</b>	<b>120</b>

\* Only player ever with 250 passing/120 rushing yards

**Did You Know?** The Ravens own an 8-1 regular season record with QB Lamar Jackson as their starter. Jackson's record ties (Dak Prescott & Russell Wilson) for the league's best starting QB mark since his first NFL start on 11/18/18 vs. Cincinnati.



# RAVENS / CHIEFS INFORMATION

## 2019 NFL RANKINGS

### DEFENSE

Category	--Ravens--		--Chiefs--	
	Stats	Rank	Stats	Rank
Total Defense	274.5	2	367.5	19
Rush Defense	20.5	1	105.0	13
Pass Defense	254.0	18	262.5	20
Points Per Game	13.5	4	18.0	9t
3rd-Down Def. %	23.8	5	45.8	23
4th-Down Def. %	100.0	22t	100.0	22t
Red Zone Def. (TD%)	40.0	9t	33.3	6t

### OFFENSE

Category	--Ravens--		--Chiefs--	
	Stats	Rank	Stats	Rank
Total Offense	541.5	1	477.5	3
Rush Offense	223.5	1	72.0	26
Pass Offense	318.0	4	405.5	1
Points Per Game	41.0	1	34.0	4
3rd-Down Off. %	56.0	4	54.2	5t
4th-Down Off. %	66.7	10	0.0	19t
Red Zone Off. (TD%)	54.6	16	37.5	27t

### TEAM

Category	--Ravens--		--Chiefs--	
	Stats	Rank	Stats	Rank
Turnover Ratio	+3	3t	+3	3t
Penalties	14	10t	15	13t
Penalty Yards	102	5	169	29

## RAVENS-CHIEFS SERIES HISTORY

- **Regular Season Series:** Chiefs lead, 5-3.
- **At Kansas City:** Ravens are 2-1. • **In Baltimore:** Ravens are 1-4.
- **Postseason Series:** Ravens lead, 1-0 (2010 WC).

### RAVENS-CHIEFS SERIES HISTORY

Date	Location	Result	Attendance
10/21/99	Baltimore	Chiefs, 35-8	68,771
09/28/03	Baltimore	Chiefs, 17-10	69,459
10/04/04	Baltimore	Chiefs, 27-24	69,827
12/10/06	Kansas City	Ravens, 20-10	77,232
09/13/09	Baltimore	Ravens, 38-24	71,099
01/09/11*	Kansas City	Ravens, 30-7	72,190
10/07/12	Kansas City	Ravens, 9-6	68,803
12/20/15	Baltimore	Chiefs, 34-14	70,791
12/09/18	Kansas City	Chiefs, 27-24 (OT)	74,336

\* 2010 AFC Wild Card Playoff

## SEPTEMBER SUCCESS

Under John Harbaugh (since 2008), Baltimore is 27-12 in the month of September, ranking as the NFL's second-best mark.

### NFL'S BEST RECORDS IN SEPTEMBER (John Harbaugh Era / Since 2008)

Rk.	Team	Record	Pct.
1.	New England Patriots	28-11	.718
2.	<b>Baltimore Ravens</b>	<b>27-12</b>	<b>.692</b>
3.	Denver Broncos	26-12	.684

## 2019 RAVENS / CHIEFS LEADERS

### PASSING YARDS [TDs/INTs]

Lamar Jackson . . . . .596 (7/0)	Patrick Mahomes . . . . .821 (7/0)
Robert Griffin III . . . . .55 (1/0)	Matt Moore . . . . .0 (0/0)

### RUSHING YARDS [AVG.]

Mark Ingram II . . . . .154 (5.7)	LeSean McCoy . . . . .104 (5.0)
Lamar Jackson . . . . .126 (6.6)	Damien Williams . . . . .34 (1.6)

### RECEIVING YARDS [CATCHES]

Marquise Brown . . . . .233 (12)	Sammy Watkins . . . . .247 (15)
Mark Andrews . . . . .220 (16)	Travis Kelce . . . . .195 (10)
Willie Snead IV . . . . .46 (3)	Demarcus Robinson . . . . .172 (7)

### POINTS

Justin Tucker . . . . .22	Harrison Butker . . . . .20
Mark Andrews . . . . .12	Sammy Watkins . . . . .18
M. Brown & M. Ingram II . . . . .12	Demarcus Robinson . . . . .12

### INTERCEPTIONS [YARDS]

Marlon Humphrey . . . . .1 (0)	Charvarius Ward . . . . .1 (10)
Earl Thomas III . . . . .1 (14)	Bashaud Breeland . . . . .1 (0)
n/a . . . . .n/a	Frank Clark . . . . .1 (5)

### SACKS [YARDS]

Matthew Judon . . . . .2 (-6)	Kendall Fuller . . . . .1 (-7)
Pernell McPhee . . . . .1.5 (-5)	Tanoh Kpassagnon . . . . .1 (-7)
Two Players . . . . .1 (n/a)	C. Jones & E. Ogbah . . . . .1 (n/a)

### TACKLES

Patrick Onwuasor . . . . .10	Kendall Fuller . . . . .13
Anthony Averett . . . . .8	Anthony Hitchens . . . . .12

### GROSS PUNTING [NET]

Sam Koch . . . . .46.3 (46.3)	Dustin Colquitt . . . . .41.2 (36.2)
-------------------------------	--------------------------------------

### FIELD GOALS [PCT.]

Justin Tucker . . . . .4/4 (100.0)	Harrison Butker . . . . .4/4 (100.0)
------------------------------------	--------------------------------------

### PUNT RETURN YARDS [AVG.]

Cyrus Jones . . . . .74 (14.8)	De'Anthony Thomas . . . . .28 (5.6)
--------------------------------	-------------------------------------

### KICKOFF RETURN YARDS [AVG.]

Justice Hill . . . . .55 (18.3)	Mecole Hardman . . . . .63 (21.0)
---------------------------------	-----------------------------------

## 2019 TALE OF THE TAPE

Category	Ravens	Chiefs
Record . . . . .	2-0	2-0
Best Streak . . . . .	Won 2	Won 2
Points Scored . . . . .	82	68
TDs Scored . . . . .	10	8
Rushing TDs Scored . . . . .	2	1
Passing TDs Scored . . . . .	8	7
TDs on Returns . . . . .	0	0
Points Against . . . . .	27	36
TDs Allowed . . . . .	2	4
Rushing TDs Allowed . . . . .	1	0
Passing TDs Allowed . . . . .	1	4
TDs on Returns Allowed . . . . .	0	0
Time of Poss. Avg. . . . .	38:53	31:55
KOR Avg. For . . . . .	18.3	20.5
KOR Avg. Against . . . . .	16.9	22.7
PR Avg. For . . . . .	14.8	6.9
PR Avg. Against . . . . .	0.0	5.0
Sacks . . . . .	6	4
Sacks Allowed . . . . .	3	2
Interceptions . . . . .	2	3
Interceptions Thrown . . . . .	0	0
Fumbles Lost/Recovered . . . . .	0/1	1/1

# RAVENS / CHIEFS INFORMATION

## RAVENS / CHIEFS CONNECTIONS

### Franchise Connections

• Baltimore head coach **John Harbaugh** served on Kansas City head coach **Andy Reid's** coaching staff in Philadelphia. Harbaugh functioned as the special teams coordinator (1999-2006) and secondary coach (2007) for Reid. From 2000-05, the Eagles' special teams units finished in the Top 10 in five of those seasons in *The Dallas Morning News's* special teams rankings.

• Several other Ravens also coached with Reid on his Eagles' staff: assistant head coach/pass coordinator/wide receivers coach **David Culley** (wide receivers coach, 1999-2010; senior offensive assistant/wide receivers coach, 2011-12), quarterbacks coach **James Urban** (assistant to the head coach, 2004-06; offensive quality control, 2007-08; quarterbacks coach, 2009-10) and assistant special teams coach **Randy Brown** (kicking coach, 2004-05).

• Culley also worked with Reid in Kansas City from 2013-16 as the Chiefs' assistant head coach/WRs coach. In 2015, then-rookie **WR Tyreek Hill** notched 61 catches for 593 yards and a team-high 6 TDs, en route to KC's 12-4 record and AFC West title.

• Ravens director of football research **Scott Cohen** also worked for the Eagles during Reid's time as the head coach, serving as Philadelphia's director of pro personnel from 2001-07.

• Baltimore offensive line coach **Joe D'Alessandris** served as the Chiefs' assistant offensive line coach 2008-09. In the 2009 campaign, G Brian Waters earned his first Pro Bowl nod, and RB Jamaal Charles collected his first 1,000-yard rushing season.

• Ravens **CB Brandon Carr** was originally selected by Kansas City in the fifth round of the 2008 NFL Draft. In four seasons with the Chiefs, he recorded 236 tackles, 65 PD, 8 INTs and a FF. In 2011, he established a career-high and team-leading 4 INTs as part of the Chiefs' sixth-ranked passing defense (201.3 ypg). He also posted a league-leading 25 PD in 2010.

• Chiefs **OL Greg Senat** was originally selected by the Ravens in the sixth round of the 2018 NFL Draft. He spent the 2018 season on IR and then was waived by Baltimore on 9/14/19.

• Ravens tight ends coach **Bobby Engram** played his final NFL season for the Chiefs in 2009.

• KC defensive coordinator **Steve Spagnuolo** spent two seasons on the Ravens' coaching staff, first as a senior defensive assistant in 2013 and then as asst. head coach/secondary coach in 2014.

### Local Connections

• Ravens **DT Brandon Williams** is a Kirkwood, MO, native and played collegiately at Missouri Southern State.

• Chiefs **CB Kendall Fuller** (Baltimore) and **LB Dorian O'Daniel** (Olney) both prepped at Our Lady of Good Counsel (Olney, MD) HS. As seniors, Fuller was named Maryland's Gatorade Player of the Year, and O'Daniel was awarded first-team All-State and All-Conference honors as a running back.

• KC run game coordinator/D-line coach **Brendan Daly** worked as a graduate assistant at the University of Maryland in 2000.

• Baltimore VP of public relations **Chad Steele** attended Leavenworth (KS) HS as a junior and senior while his family was stationed at Fort Leavenworth Military Base. ... Chiefs VP of communications **Ted Crews** is a native of Columbia, MD.

## LAST WEEK VS. ARIZONA

### RAVENS 23, CARDINALS 17

M&T Bank Stadium • Sept. 15, 2019 • Week 2

QB Lamar Jackson threw for 272 yards and ran for 120 yards, guiding the Ravens to a 23-17 victory over the Cardinals at M&T Bank Stadium last Sunday. Jackson became the only player in NFL history to throw for at least 250 yards and rush for at least 120 yards in a game. Baltimore took a 20-9 lead early into the fourth quarter after holding Arizona to just 3 FGs in 3 red zone possessions. The Cardinals crept to within 3 (20-17) early in the final period when rookie QB Kyler Murray directed a 4-play, 79-yard TD drive that ended with a RB David Johnson 1-yard TD, which was followed by a Murray-to-WR KeeSean Johnson 2-point conversion. The Ravens came right back with a K Justin Tucker (51 yards) FG for the 23-17 advantage. Baltimore's defense then made back-to-back "3-and-out" stands in front of a raucous sold-out crowd. The Ravens essentially closed the game when Jackson hit rookie WR Marquise Brown with a 41-yard first-down throw that ended at the Cardinals' 15-yard line late in the final quarter. The Jackson/Brown connection came on a third-and-11 from the Ravens' 44. Baltimore's first possession of the game produced the contest's initial score. Jackson was spectacular on the series, running for 19 yards and completing 5 of 5 passes for 74 yards, including a 27-yard TD strike to TE Mark Andrews. After trading FGs (K Zane Gonzalez's 22-yarder and Tucker from 33), Gonzalez hit his second FG (21 yards) to make it 10-6 in the second quarter. Jackson then found TE Hayden Hurst with a 1-yard TD, giving the Ravens a 17-6 halftime lead. A 28-yard Tucker FG gave the Ravens a 20-9 lead at the 14:56 mark of the fourth quarter. Andrews set career marks for the second week in a row with 8 catches for 112 yards. Brown also finished with 8 catches for 86. RB Mark Ingram II rushed 13 times for 47 yards to top all RBs. Murray was 25-of-40 for 349 yards and was sacked 3 times. Arizona had two 100-yard WRs: Christian Kirk (6 for 114) and Larry Fitzgerald (5 for 104).



## RAVENS RADIO BROADCASTS

• The Ravens' 2019 radio team features Gerry Sandusky and former Ravens OLB Jarret Johnson. Sandusky, WBAL-TV 11's sports director, delivers the play-by-play for the broadcast team, while Johnson serves as a color analyst.

• Ravens games can be heard on 98Rock (97.9 FM), WBAL 1090 AM/101.5 FM, baltimoreravens.com, in the Ravens mobile app (when fans are in Baltimore) and on 26 regional affiliates. The network broadcast spans four states – Maryland, Pennsylvania, Delaware & Kentucky – and Washington, D.C.

• Additionally, Ravens games can be heard in Spanish on WDCN La Nueva 87.7 FM in the D.C. area. Games are called by David Andrade and Gustavo Salazar, with Ximena Lugo as producer.





# RAVENS WINNING WAYS

## TOP FRANCHISES / SINCE 2000

### TOTAL WINS

1. New England Patriots . . . 257
2. Pittsburgh Steelers . . . 212
3. Indianapolis Colts . . . 204
4. Green Bay Packers . . . 198
5. Philadelphia Eagles . . . 196
- 6. BALTIMORE RAVENS . . . 193**

### SUPER BOWL BERTHS

1. New England Patriots . . . 9
2. New York Giants . . . 3
- Pittsburgh Steelers . . . 3
- Seattle Seahawks . . . 3
- 5. BALTIMORE RAVENS . . . 2**
- Car., Den., Ind., Phi. . . . 2

### SUPER BOWL TITLES

1. New England Patriots . . . 6
- 2. BALTIMORE RAVENS . . . 2**
- New York Giants . . . 2
- Pittsburgh Steelers . . . 2
- Den., GB, Ind., . . . . . 1
- NO, Phi., Sea., TB . . . . . 1

### CONF. TITLE GAMES

1. New England Patriots . . 13
- Philadelphia Eagles . . . 6
- Pittsburgh Steelers . . . 6
- 4. BALTIMORE RAVENS . . . 4**
- Green Bay Packers . . . 4
- Indianapolis Colts . . . 4

### WINNING SEASONS

1. New England Patriots . . 18
2. Pittsburgh Steelers . . . 15
3. Indianapolis Colts . . . 14
- 4. Baltimore Ravens . . . 13**
- GB, Phi. & Sea. . . . . 13

### PLAYOFF BERTHS

1. New England Patriots . . 16
2. Indianapolis Colts . . . 14
3. Green Bay Packers . . . 13
- Phi., Pit. & Sea. . . . . 12
- 7. BALTIMORE RAVENS . . . 11**

### PLAYOFF GAMES

1. New England Patriots . . 40
2. Indianapolis Colts . . . 26
3. Pittsburgh Steelers . . . 25
- Philadelphia Eagles . . . 25
- 5. BAL., GB, Sea. . . . . 24**

### PLAYOFF WINS

1. New England Patriots . . 30
- 2. BALTIMORE RAVENS . . . 15**
- Pittsburgh Steelers . . . 15
- Philadelphia Eagles . . . 14
5. Indianapolis, Seattle . . . 13

### PLAYOFF PERFORMERS



In a magnificent effort showcasing thrilling performances by their defense, offense and special teams units, the Baltimore Ravens won Super Bowl XXXV with a 34-7 victory over the New York Giants. Allowing the Giants a meager 152 total net yards, New York's attack crossed midfield just twice, while Baltimore's "D" posted 4 INTs. LB Ray Lewis was named the game's MVP, capping an accolade-filled season in which he was also tabbed the NFL's Defensive Player of the Year.

Baltimore defeated San Francisco, 34-31, in Super Bowl XLVII, capturing the franchise's second World Championship. After an amazing first-half performance, the Ravens took a commanding 28-6 lead. But following a bizarre, 34-minute power outage that halted play, the 49ers stormed back into contention. Clinging to a 34-29 edge late in the game, the Ravens stood firm on a pivotal goal-line stand, jamming SF on four-straight plays inside the 7-yard line. QB Joe Flacco was named the game's MVP.

### PLAYOFF PERFORMERS

#### PLAYOFF WINNING PERCENTAGE (Since 1970 Merger)

Rk.	Team	Record	Pct.
1.	New England Patriots*****	36-19	.655
<b>2.</b>	<b>Baltimore Ravens**</b>	<b>15-9</b>	<b>.625</b>
	New York Giants****	20-12	.625
4.	San Francisco 49ers*****	30-19	.612
5.	Pittsburgh Steelers*****	36-24	.600

\* Number of Super Bowl Titles

## JOHN HARBAUGH ERA [SINCE 2008]

### PLAYOFF BERTHS

1. New England Patriots . . 10
2. Green Bay Packers . . . 8
- 3. BALTIMORE RAVENS . . . 7**
- Indianapolis Colts . . . 7
- Pittsburgh Steelers . . . 7
- Seattle Seahawks . . . . 7

### TOTAL WINS

1. New England Patriots . . 152
2. Pittsburgh Steelers . . . 123
3. Green Bay Packers . . . 117
- 4. BALTIMORE RAVENS . . 116**
- New Orleans Saints . . . 116
6. Seattle Seahawks . . . 109

### PLAYOFF WINS

1. New England Patriots . . 16
- 2. BALTIMORE RAVENS . . . 10**
3. Green Bay Packers . . . 9
- Seattle Seahawks . . . . 9
5. Pittsburgh Steelers . . . 8

### PLAYOFF GAMES

1. New England Patriots . . 23
- 2. BALTIMORE RAVENS . . . 16**
- Green Bay Packers . . . 16
4. Seattle Seahawks . . . 15
5. Pittsburgh Steelers . . . 14

### AFC TITLE GAMES

1. New England Patriots . . 8
- 2. BALTIMORE RAVENS . . . 3**
- Pittsburgh Steelers . . . 3
4. Denver Broncos . . . . 2
- Indianapolis Colts . . . . 2
- New York Jets . . . . . 2

### PLAYOFF ROAD WINS

- 1. BALTIMORE RAVENS . . . 7**
2. Green Bay Packers . . . 5
3. New York Jets . . . . . 4
4. Philadelphia Eagles . . . 3
- San Francisco 49ers . . . 3
6. Ind., LAC, NYG, Pit., Sea. . 2

### REG. SEASON WINS

1. New England Patriots . . 136
2. Pittsburgh Steelers . . . 115
3. New Orleans Saints . . . 109
4. Green Bay Packers . . . 108
- 5. BALTIMORE RAVENS . . 106**
6. Atlanta Falcons . . . . 103
7. Indianapolis Colts . . . 102

### REG. SEASON HOME WINS

1. New England Patriots . . 77
- 2. BALTIMORE RAVENS . . . 66**
3. Green Bay Packers . . . 65
4. Pittsburgh Steelers . . . 63
5. New Orleans Saints . . . 62
6. Minnesota Vikings . . . 60
- Seattle Seahawks . . . . 60

### SUPER BOWL SUCCESS

The Baltimore Ravens are one of four franchises (New England, NY Giants and Pittsburgh) to win multiple Super Bowls since 2000.



# HEAD COACH JOHN HARBAUGH

## ALL-TIME RAVENS COACHING RECORDS

John Harbaugh is the third head coach in Baltimore Ravens history. He is the franchise's all-time winningest coach (116 total victories).

Coach	Seasons	Reg. Season	Playoffs	Total
<b>John Harbaugh</b>	<b>2008-19</b>	<b>106-72</b>	<b>10-6</b>	<b>116-78</b>
Brian Billick	1999-2007	80-64	5-3	85-67
Ted Marchibroda	1996-98	16-31-1	n/a	16-31-1

**SUPER BOWL  
XLVII  
CHAMPION**

## HARBAUGH COACHING RECORDS (2008-19)

- Overall Career Record... 116-78
- Regular Season Record... 106-72
- at Home... 66-23
- on Road... 40-49
- vs. AFC... 80-53
- vs. AFC North... 40-26
- vs. NFC... 26-19
- Playoffs Record... 10-6
- Home Playoff Games... 2-1
- Road Playoff Games... 7-5
- Super Bowl Record... 1-0
- vs. Chiefs... 3-2 (1-0 playoffs)

## RAVENS WINS UNDER HARBAUGH

Including playoffs (10-6), the Ravens are 116-78 since John Harbaugh's 2008 arrival, tying for the NFL's fourth-most total wins.

### TOTAL NFL WINS / INCLUDING PLAYOFFS / SINCE 2008

Rk.	Team	Total Wins
1.	New England Patriots	152
2.	Pittsburgh Steelers	123
3.	Green Bay Packers	117
4.	<b>Baltimore Ravens</b>	<b>116</b>
	New Orleans Saints	116

## HARBS' RAVENS TENURE

Year	Record	Playoffs (Result)
2019	2-0	n/a
2018	10-6	0-1 (Advanced to Wild Card Round)
2017	9-7	No Playoff Berth
2016	8-8	No Playoff Berth
2015	5-11	No Playoff Berth
2014	10-6	1-1 (Advanced to Divisional Round)
2013	8-8	No Playoff Berth
2012	10-6	4-0 (Won Super Bowl XLVII)
2011	12-4	1-1 (Advanced to AFC Championship)
2010	12-4	1-1 (Advanced to Divisional Round)
2009	9-7	1-1 (Advanced to Divisional Round)
2008	11-5	2-1 (Advanced to AFC Championship)

## AN ELITE GROUP

### MOST PLAYOFF WINS BY A COACH / FIRST 11 SEASONS / ALL TIME

Coach (Team)	Playoff Wins	Seasons
Joe Gibbs (Was.)	15	1981-91
Chuck Noll (Pit.)	14	1969-79
Bill Belichick (Cle. & NE)	11	1991-95, 2000-05
<b>John Harbaugh (Bal.)</b>	<b>10</b>	<b>2008-18</b>
Pete Carroll (NE & Sea.)	10	1997-98, 2010-16
Mike McCarthy (GB)	10	2006-16
Andy Reid (Phi.)	10	1999-2009
George Seifert (SF & Car.)	10	1989-96, '99-'01
Bill Walsh (SF)	10	1979-88



## HARBAUGH FAST FACTS

John Harbaugh has led the Ravens to a playoff berth in seven (2008-12, 2014 & 2018) of his 11 full seasons, and in 2012, captured the franchise's second Super Bowl title. Under "Harbs," the Ravens have secured an appearance in three AFC Championships (2008, 2011 & 2012).

Here are several Harbaugh quick hits:

- The Ravens are one of only six teams (NE – 10; GB – 8; Bal., Ind., Pit. & Sea. – 7) to earn at least seven postseason berths in the last 11 years. (Baltimore has won at least one game in six of those seven playoff campaigns.)
- The Ravens' 10 playoff wins since 2008 rank second only to New England's 16.
- "Harbs" is the only head coach in NFL history to win a playoff game in each of his first four and five seasons.
- John and his brother, Jim (formerly of the 49ers), are the only head coaches to advance to three conference title games in the first five years as NFL bosses.
- Harbaugh is the only coach in NFL history to win a playoff game in six of the first seven seasons of a coaching career.
- In 2012, Harbaugh became the third coach (with Bill Cowher & Chuck Knox) since the 1970 merger to guide his team to the playoffs in each of his first five seasons.
- Harbaugh owns the fourth-most playoff wins (10, tied) by a coach in his first 11 seasons all time. (See chart at left.)
- With the Ravens' 2014 playoff berth, Harbaugh became one of eight coaches in NFL history to make the postseason in six of their first seven seasons coaching.
- Of coaches to make the playoffs in at least seven of their first 11 years, "Harbs" is one of four active coaches to do so (Pete Carroll - 8, Andy Reid - 8 & Mike Tomlin - 8).
- Harbaugh, Tom Landry (Dal.) and Tom Coughlin (Jax./NYG) own the most road playoff wins (7) by a HC in NFL history.



# HEAD COACH JOHN HARBAUGH

## ACTIVE HEAD COACH WINNING PERCENTAGE

Baltimore Ravens head coach John Harbaugh owns the fifth-best winning percentage (.598) among active coaches (min. 75 games), compiling a strong 116-78 record (including playoffs).

## ACTIVE HEAD COACHES / CAREER WINNING PERCENTAGE (Totals Include Regular Season and Playoff Games / Min. 75 Games)

Rk.	Coach	Team	Seasons	Record	Pct.
1.	Bill Belichick	Cle./NE	1991-95, 2000-19	294-134	.687
2.	Mike Tomlin	Steelers	2007-19	133-75-1	.639
3.	Sean Payton	Saints	2006-19	127-81	.611
4.	Andy Reid	Phi./KC	1999-2019	209-138-1	.602
5.	<b>John Harbaugh</b>	<b>Ravens</b>	<b>2008-19</b>	<b>116-78</b>	<b>.598</b>
6.	Pete Carroll	NYJ/NE/Sea.	'94, '97-99, '10-19	134-93-1	.590
7.	Mike Zimmer	Vikings	2014-19	49-35-1	.582

## HARBS' REG. SEASON TRENDS

On grass .....	49-34
Artificial turf .....	57-38
September .....	27-12
October .....	17-25
November .....	32-13
December .....	27-20
January .....	3-2
Leading at halftime .....	86-18
Leading after 3 quarters .....	94-16
When scoring first .....	78-24
Positive or even turnover ratio .....	83-30
Scoring 20 or more points .....	89-32
Scoring 30 or more points .....	38-5
Totaling 350 or more net yards .....	60-26
Rushing for 150 or more yards .....	36-7
Holding opp. under 250 net yards .....	39-6
Holding opp. under 21 points .....	87-15
Holding opp. under 15 points .....	63-7

## POSTSEASON SUCCESS: ACTIVE COACHES

### PLAYOFFS WIN PERCENTAGE (Min. 5 Games)

Rk.	Coach	Rec.	Pct.
1.	Bill Belichick	31-11	.738
2.	<b>John Harbaugh</b>	<b>10-6</b>	<b>.625</b>
3.	Dan Quinn	3-2	.600
4.	Sean Payton	8-6	.571
5.	Pete Carroll	10-8	.556

### SUPER BOWL TITLES

1. Bill Belichick .....	6
2. <b>John Harbaugh</b> .....	<b>1</b>
Pete Carroll .....	1
Sean Payton .....	1
Doug Pederson .....	1
Mike Tomlin .....	1

## HARBAUGH'S CAREER STOPS

Team	Position	Years
<b>Baltimore Ravens</b>	<b>Head Coach</b>	<b>2008-19</b>
Philadelphia Eagles	Secondary	2007
Philadelphia Eagles	Special Teams Coord.	1998-2006
Indiana University	DBs/Special Teams Coord.	1997
University of Cincinnati	Assistant Head Coach	1995-96
University of Cincinnati	TEs/OLBs/RBs/Special Teams	1989-94
Morehead State	DBs/ST Coord./S&C Coach	1988
University of Pittsburgh	Tight Ends	1987
Western Michigan	Graduate Assistant	1984-86

## RAVENS UNDER HARBAUGH: SINCE 2008

**3**

**AFC TITLE GAMES**  
(2nd Most - tied, Pit.)

**7**

**ROAD PLAYOFF WINS**  
(NFL High)

**10**

**PLAYOFF WINS**  
(2nd Most, NE - 16)

**66**

**WINS AT HOME**  
(2nd Most)

**116**

**TOTAL VICTORIES**  
(4th Most, Tied)

*"I can't think of a coach I respect any more than John. He's got an amazing presence about him. Look what he's done. He's done great things for this organization."*

*- Jim Nantz, CBS Announcer, Dec. 2018*





# RAVENS SPECIAL TEAMS NOTES

## HORTON INHERITS A RICH HISTORY

Following the 2019 retirement of longtime ST coordinator Jerry Rosburg, Chris Horton took over as the Ravens' special teams coach. Horton served as Rosburg's assistant coach for the past three seasons and now leads Baltimore's standout ST battery.

### SIX PRO BOWLERS

- Six Ravens have earned eight combined Pro Bowl honors during the John Harbaugh Era (since 2008): ST Brendon Ayanbadejo (2008), K Billy Cundiff (2010), RS Jacoby Jones (2012), K Justin Tucker (2013 & 2016), LS Morgan Cox (2015 & 2016) and P Sam Koch (2015).

### PRIME KICKER & PUNTER

- Two-time Pro Bowl K Justin Tucker, who the Ravens signed as a rookie free agent, owns the NFL's most FGs (241) since entering the NFL in 2012. With a 90.3% career success mark, "Tuck" is the most accurate kicker in league history (241-of-267 on FGAs). Earning his first Pro Bowl nod in 2015, P Sam Koch's 46.7 gross average ranked No. 9 in the NFL that season, while his 42.9 net average was No. 2. In 2017, Koch led the NFL in both punts inside the 10 (16) and the 20 (a franchise-record 40).

### 2018: ANOTHER RAVENS RETURN MAN SCORES BIG

- In Week 12's win vs. Oakland, Baltimore native CB/RS Cyrus Jones posted a 70-yard punt return TD, marking the Ravens' first PR-TD since 10/15/17, when Michael Campanaro had a 77-yarder vs. Chicago. Dating back to 2011, six different Ravens have returned punts for touchdowns: Campanaro, Kaelin Clay, Tandon Doss, C. Jones, Jacoby Jones and Lardarius Webb.

### RAVENS' BIG RETURNS IN JONES' MAGICAL SEASON

- Led by Pro Bowl RS Jacoby Jones in the 2012 Super Bowl season, Baltimore ranked first in the NFL in KOR average (27.3). Jones, who became the first player ever to record dual KORs of at least 105 yards in a career, tied for a league-leading 3 kick return TDs (2 KORs & 1 PR). He also tied an NFL record for longest KOR in a Super Bowl with his 108-yard KOR-TD. (In 2014's game at Pit., he added another 108-yarder to his resume, marking 4 total KOR-TDs over 100 yards in his career.)

## BALTIMORE BLOCK PARTY

Since 2014, the Ravens own the NFL's third-most blocked kicks (13, tied), including an NFL-high 4 (tied) in 2016.

### MOST BLOCKED KICKS

(Since 2014)

Rk.	Team	Blocks
1.	Miami / Philly	15
2.	New England	14
4.	Bal. / Den.	13

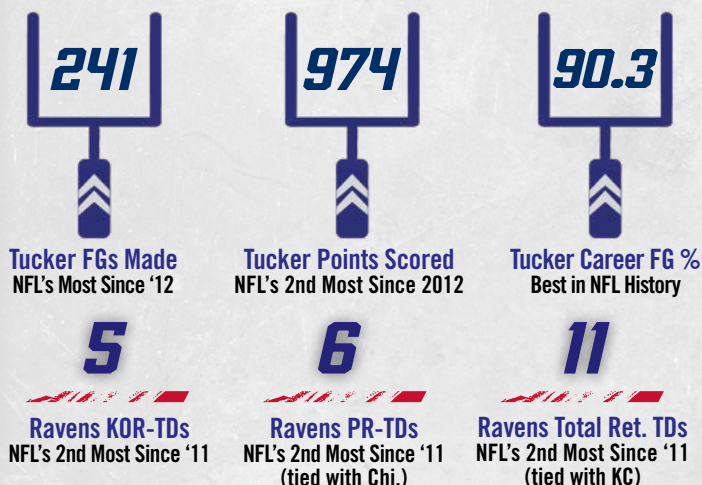
### MOST BLOCKED KICKS

(2016 Season)

Rk.	Team	Blocks
1.	Baltimore	4
	Miami	4
3.	Five Teams	3

### RAVENS' 13 BLOCKS: BREAKDOWN (SINCE 2014)

Total Blocks ... 13	1st Qtr. .... 3	When Losing... 8
FG Blocks ..... 7	2nd Qtr. .... 1	When Winning... 3
PAT Blocks ..... 3	3rd Qtr. .... 3	When Tied.... 2
Punt Blocks.... 3	4th Qtr. .... 6	Record .....9-4



## SEVEN STRAIGHT IN TOP 6

In the past seven seasons (2012-18), in the annual special teams report from senior NFL writer Rick Gosselin, Baltimore has ranked in the NFL's Top 6 for seven-straight seasons. (Gosselin's report is recognized by NFL teams as a special teams measuring stick.)

### RAVENS SPECIAL TEAMS RANKINGS IN RICK GOSSELIN'S ANNUAL REPORT (Past Seven Seasons)

Season	Ranking
2018	.6th
2017	.4th
2016	.5th
2015	.1st
2014	.5th
2013	.5th
2012	.2nd

No other NFL team has been in the Top 6 (or even the Top 10) in each of the past seven seasons.

## TOP KOR AVERAGE

Since 2008, when John Harbaugh became the Ravens' head coach, Baltimore owns the NFL's No. 1 KOR average (25.1).

### NFL KICKOFF RETURN AVERAGE (Since 2008 / Harbaugh's Baltimore Tenure)

Rk.	Team	KOR	Yards	Avg.	Long	TDs
1.	Baltimore Ravens	479	12,025	25.1	108t	7
2.	Minnesota Vikings	521	12,775	24.5	109t	10
3.	New York Jets	547	13,066	23.9	107t	7




# RAVENS DEFENSIVE NOTES

## WINK IS THE D.C.

In his first year (2018) as Baltimore's D.C., Don "Wink" Martindale led the Ravens' unit to a No. 1-overall ranking, allowing an NFL-best 292.9 yards per game. Baltimore also permitted the league's second-fewest points per game (17.9), just behind Chicago's 17.7. For his coaching efforts, Martindale was recognized by *SI/MMQB* as the Assistant Coach of the Year and was the *AP* NFL runner-up (then-Bears' DC Vic Fangio) for the same award.

The 2019 campaign marks Martindale's 15th season in the NFL, where he has also spent time with Oakland (2004-08) and Denver (2009-10). In 2010, he was Denver's D.C.



## 2018 "D" NUMBERS TO RAVE ABOUT

**1** – NFL team (Baltimore) to rank in the NFL's Top 5 in rush (82.9 – fourth) and pass (210.0 – fifth) defense.

**4.81** – Yards per play the Ravens' defense allowed, ranking as the NFL's second-best mark. (Chicago was first at 4.78.)

**34.1** – Third-down percentage, ranking No. 3.

**50** – Plays of 20+ yards Baltimore allowed, ranking as the NFL's fourth fewest (tied with Minnesota).

**58** – Points the Ravens allowed in the fourth quarter, the NFL's fewest. (Tennessee was second at 62.)

**86** – Tackles for loss by Baltimore, tying (Chi. & Phi.) for fifth.

**89** – Passes defended by Baltimore, ranking third.

**80.6** – Defensive passer rating by Baltimore, ranking No. 2.

**111** – Points allowed by Baltimore in the second half, ranking as the NFL's fewest. (Tennessee was second at 125.)

## BALTIMORE: THE SHUTOUT CITY

Since 2017, 20 shutouts have been pitched by defenses throughout the NFL. Of those, a league-high 4 have come courtesy of the Ravens.

### MOST SHUTOUTS

(Since 1996 / Ravens' Inception)

Rk.	Team	Shutouts
1.	Baltimore Ravens	14
2.	San Francisco, New England & Seattle	11

### MOST SHUTOUTS

(Since 2017)

Rk.	Team	Shutouts
1.	Baltimore Ravens	4
2.	Jacksonville Jaguars Los Angeles Rams	2

## RAVENS ALL-TIME "D" COORDINATORS

Don Martindale joins a long line of great Ravens defensive coordinators, four of whom have gone on to become NFL head coaches: Marvin Lewis (1996-2001), Mike Nolan (2002-04), Rex Ryan (2005-08) and Chuck Pagano (2011).

### Don Martindale (2018-19)

Dean Pees (2012-17)\*

Chuck Pagano (2011)

Greg Mattison (2009-10)

Rex Ryan (2005-08)

Mike Nolan (2002-04)

Marvin Lewis (1996-2001)\*

\* Super Bowl-winning DC

## 2019 RANKINGS

**2ND** – TOTAL YPG

**1ST** – RUSH YPG

**18TH** – PASS YPG

**4TH** – PPG

*In 2018, the Ravens produced the NFL's No. 1 defense (yards allowed per game). It marked the second time (2006) in team history that Baltimore posted the league's No. 1 unit.*

### 2018 TOTAL DEFENSE

Rk.	Team	YPG
1.	Baltimore	292.9
2.	Buffalo	294.1
3.	Chicago	299.7
4.	Minnesota	309.7
5.	Jacksonville	311.4

### 2018 SCORING DEFENSE

Rk.	Team	PPG
1.	Chicago	17.7
2.	Baltimore	17.9
3.	Tennessee	18.9
4.	Houston	19.8
	Jacksonville	19.8

## RAVENS "D" UNDER HARBAUGH

Don Martindale leads a defensive unit that, during the John Harbaugh Era (2008-19), has been superb.

### POINTS PER GAME ALLOWED

1.	Baltimore	19.0
2.	New England	19.2
3.	Pittsburgh	19.3

### TOUCHDOWNS ALLOWED

1.	Baltimore	357
2.	Pittsburgh	373
3.	Seattle	379

### TOTAL NET YARDS ALLOWED

1.	Pittsburgh	310.4
2.	Baltimore	315.0
3.	NY Jets	324.4

### OPPONENT PASSER RATING

1.	Baltimore	79.3
2.	Buffalo	80.8
3.	Cincinnati	82.6

### RUSHING YARDS ALLOWED

1.	Pittsburgh	94.2
2.	Baltimore	96.0
3.	Minnesota	102.3

### THIRD-DOWN DEFENSE

1.	Baltimore	35.9
2.	Houston	36.2
3.	Denver	36.5

## SACK CITY, USA

In 2018's Week 6 win at the Titans, Baltimore racked up a franchise-best 11 sacks, tying for the second most by a team in league history. They also stand as the most in an NFL game since 2012 (SD, 11).

### MOST SINGLE-GAME SACKS RAVENS HISTORY

10/14/18 at Ten.	11
11/24/11 vs. SF.	9
11/26/06 vs. Pit.	9
11/16/97 vs. Phi.	9

**Second-Half "D" Dominates:** In 2018's Week 6 win vs. Tennessee, the Ravens became the first team since the 1934 Lions not to allow a TD after halftime in each of their first six games of a season. (Baltimore's streak was then snapped by NO in Week 7.)



# RAVENS OFFENSIVE NOTES

## ROMAN ELEVATED TO O.C.

Following the 2018 season, the Ravens named Greg Roman their offensive coordinator. Roman is a 21-year NFL coaching veteran who spent 2018 as the team's assistant head coach/TEs coach. He re-joined the Ravens in 2017 as a senior offensive assistant/TEs coach after his first stint with the team as an assistant O-line coach from 2006-07.

Previously, Roman was a successful "O" coordinator with the Buffalo Bills (2015-16) and San Francisco 49ers (2011-14). With each team, Roman worked with QBs who totaled their highest single-season passer ratings under his guidance: Tyrod Taylor (Bills – 99.4 in 2015), Colin Kaepernick (49ers – 98.3 in 2012) and Alex Smith (49ers – 104.1 in 2012).



## TEAM RECORDS SET IN WEEK 1 OF 2019

On Sept. 8 at Miami, the Ravens established team records for most points (59) and yards (643) in a game, beating the Dolphins 59-10 on Kickoff Weekend. Here are the top marks in franchise history:

### MOST TOTAL NET YARDS / RAVENS SINGLE-GAME HISTORY

Rk.	Yards	Date/Opp.	Result
1.	643	9/8/19 at Mia.	W, 59-10
2.	553	9/25/11 at STL	W, 37-7
3.	548	12/13/09 vs. Det.	W, 48-3
4.	533	12/23/12 vs. NYG	W, 33-14
5.	503	9/23/12 vs. NE	W, 31-30

### MOST POINTS / RAVENS SINGLE-GAME HISTORY

Rk.	Points	Date/Opp.	Result
1.	59	9/8/19 at Mia.	W, 59-10
2.	55	11/11/12 vs. Oak.	W, 55-20
3.	48	12/19/05 vs. GB	W, 48-3
	48	12/13/09 vs. Det.	W, 48-3
	48	10/12/14 at TB	W, 48-17

*The Ravens' 643 yards of offense are the most in an NFL game since 2012, when Houston posted 653 vs. Jacksonville.*

## RAVENS SET FRANCHISE MARK

Boasting the NFL's No. 2 ground attack (152.6 ypg) in 2018, the Ravens racked up the most total net yards (5,999) and second-most rushing yards (2,441) in single-season franchise history.

### RAVENS SINGLE-SEASON OFFENSIVE RECORDS

MOST RUSHING YARDS		
Rk.	Year	Yards
1.	2003.....	2,674
2.	2018.....	2,441
3.	2008.....	2,376

MOST TOTAL NET YARDS		
Rk.	Year	Yards
1.	2018.....	5,999
2.	2014.....	5,838
3.	2015.....	5,749

## RUN GAME FAST FACTS

- Under John Harbaugh, when rushing for at least 125 yards, the Ravens have produced a 57-12 record. Baltimore is 36-7 when rushing for at least 150 yards and 16-1 when tallying at least 200 under "Harbs."
- From Weeks 11-15 in 2018, the Ravens rushed for at least 190 yards in five-straight games. The last NFL team to achieve this feat was the 1976 Steelers.
- In its last seven games of 2018 (6-1 record), Baltimore rushed for an NFL-high 229.6 YPG.

## 2019 RANKINGS

1ST – TOTAL YPG

1ST – RUSH YPG

4TH – PASS YPG

1ST – PPG

### Roman on the Ravens' 2019 Offense:

*"There's an element of our offense where we want to be able to get medieval and get downhill on people. There are a variety of ways to do it. We don't want to narrow ourselves to say, 'We're only doing this,' or, 'We're only doing that.' Let's roll the balls out there, see what the guys can do."*

## HOT START FOR THE "O"

The Ravens have piled up 1,083 total net yards in their first two games of 2019, ranking as the third-highest figure ever in a team's initial two games to start a season.

### MOST YARDS / FIRST TWO GAMES OF A SEASON (NFL History)

Rk.	Team (Year)	Yards
1.	New England Patriots (2011)	1,126
2.	Buffalo Bills (1991)	1,119
3.	Baltimore Ravens (2019)	1,083
4.	San Francisco 49ers (1998)	1,061
5.	St. Louis Rams (2000)	989

## TOP OFFENSIVE RANKINGS

Entering Week 3, the Ravens own the NFL's No. 1 offensive attack in both scoring and total yards.

2019 TOTAL OFFENSE		
Rk.	Team	YPG
1.	Baltimore .....	541.5
2.	Dallas .....	484.0
3.	Kansas City .....	477.5
4.	LA Chargers .....	429.5
5.	New England ....	423.0

2019 SCORING OFFENSE		
Rk.	Team	PPG
1.	Baltimore .....	41.0
2.	New England .....	38.0
3.	San Francisco .....	36.0
4.	Kansas City .....	34.0
5.	Dallas .....	33.0

*Did You Know? Entering Week 3, the Ravens and Titans are the only NFL teams that have not committed a turnover.*



# RAVENS PERSONNEL NOTES



## EVP & GM ERIC DECOSTA

Eric DeCosta's loyalty, love and pride for the Baltimore Ravens are unmatched. A pillar of the organization's well laid foundation, DeCosta has been with the franchise since Day One, first beginning as an intern during the inaugural 1996 season and then ascending to the personnel department's chief decision-maker in 2019.

Prior to being named executive vice president and general manager this past January – succeeding the legendary Ozzie Newsome – DeCosta, 48, received GM interview offers annually from multiple teams in recent years. However, he never seriously considered leaving Baltimore. Simply put, Eric's respect for – and thorough understanding of – the Ravens' culture aligned perfectly with his pursuit of a dream job.

## 24TH RAVENS SEASON

*"The perfect word is seamless. He's had the experience of watching how Ozzie [Newsome] takes over a room – building a consensus, but [knowing] you have to make the final call. Building that strong consensus with great football minds is what has allowed Ozzie to have the success he's had, and I think Eric obviously understands that very well. The Ravens should be in great hands."*

– ESPN's Mel Kiper Jr. on DeCosta's transition to GM

## FIRST-ROUND FINDS

The Ravens have tabbed 24 players in the first round. These picks have earned 61 combined Pro Bowls, multiple Defensive POY Awards, two Super Bowl MVPs and three HOF selections.

### RAVENS ALL-TIME FIRST-ROUND DRAFT PICKS

Year	Name	Pick	Pro Bowls
1996	T Jonathan Ogden* –	4	11
1996	LB Ray Lewis* ++ ~ –	26	13
1997	LB Peter Boulware*	4	4
1998	CB Duane Starks*	10	
1999	CB Chris McAlister*	10	3
2000	RB Jamal Lewis*=	5	1
2000	WR Travis Taylor	10	
2001	TE Todd Heap*	31	2
2002	S Ed Reed*+ –	24	9
2003	OLB Terrell Suggs*+	10	7
2003	QB Kyle Boller	19	
2005	WR Mark Clayton*	22	
2006	DT Haloti Ngata*	12	5
2007	G Ben Grubbs*	29	2
2008	QB Joe Flacco^ ~	18	
2009	T Michael Oher*	23	
2011	CB Jimmy Smith	27	
2013	S Matt Elam	32	
2014	LB C.J. Mosley*	17	4
2015	WR Breshad Perriman	26	
2016	T Ronnie Stanley	6	
2017	CB Marlon Humphrey	16	
2018	TE Hayden Hurst	25	
2018	QB Lamar Jackson	32	
2019	WR Marquise Brown	25	

\* All-Rookie Team    ^ Rookie of the Year (NFL.com Fan Vote)  
 ~ Super Bowl MVP    + Defensive Player of the Year Award  
 = Offensive Player of the Year Award    – Pro Football Hall of Fame

## HOMEGROWN PRO BOWLERS

Year Drafted (Rd.)	Name	Pro Bowls
1996 (1st)	LB Ray Lewis	13
1996 (1st)	T Jonathan Ogden	11
2002 (1st)	S Ed Reed	9
2003 (1st)	OLB Terrell Suggs	7
2007 (3rd)	<b>G Marshal Yanda</b>	<b>7</b>
2006 (1st)	DT Haloti Ngata	5
1997 (1st)	OLB Peter Boulware	4
2014 (1st)	<b>LB C.J. Mosley</b>	<b>4</b>
1999 (1st)	CB Chris McAlister	3
2008 (2nd)	RB Ray Rice	3
2015 (RFA)	LS Morgan Cox #	2
2001 (1st)	TE Todd Heap	2
1996 (5th)	WR/RS Jermaine Lewis	2
2007 (4th)	FB Le'Ron McClain	2
2000 (6th)	OLB Adalius Thomas	2
2012 (RFA)	K Justin Tucker #	2
2007 (1st)	G Ben Grubbs	1
2013 (4th)	FB Kyle Juszczyk	1
2006 (6th)	P Sam Koch	1
2000 (1st)	RB Jamal Lewis	1
2002 (RFA)	LB Bart Scott #	1
2013 (3rd)	<b>DT Brandon Williams</b>	<b>1</b>

# Undrafted rookie free agent

**Bold indicates 2018 Pro Bowler**

# 22

Homegrown Ravens  
Pro Bowlers

# 19

Drafted Ravens  
To Earn Pro Bowl  
Honors

# 3

Undrafted Rookies  
To Earn Pro Bowl  
Honors

**Ravens' Three Hall of Famers: Jonathan Ogden (2013), Ray Lewis (2018) & Ed Reed (2019):**

Baltimore has drafted three players (Ogden, Lewis & Reed) who were selected to the Pro Football Hall of Fame. For Ogden & Lewis, it was the first time ever two players were drafted in the same round (1st in 1996) by a team and reached the HOF in their initial year of eligibility.



# RAVENS PERSONNEL NOTES

## RAVENS DRAFT SUCCESS ACROSS THE BOARD

<b>1ST</b>	→ Jonathan Ogden ('96), Ray Lewis ('96), Peter Boulware ('97), Chris McAlister ('99), Jamal Lewis ('00), Todd Heap ('01), Ed Reed ('02), Terrell Suggs ('03), Haloti Ngata ('06), Joe Flacco ('08), Jimmy Smith ('11), C.J. Mosley ('14), Ronnie Stanley ('16), Marlon Humphrey ('17)
<b>2ND</b>	→ Jamie Sharper ('97), Ray Rice ('08), Torrey Smith ('11), Courtney Upshaw ('12), Kelechi Osemele ('12), Timmy Jernigan ('14)
<b>3RD</b>	→ Casey Rabach ('01), Marshal Yanda ('07), Lardarius Webb ('09), Brandon Williams ('13), Crockett Gillmore ('14)
<b>4TH</b>	→ Edwin Mulitalo ('99), Jarret Johnson ('03), Le'Ron McClain ('07), Dennis Pitta ('10), Kyle Juszczyk ('13), Alex Lewis ('16), Tavon Young ('16)
<b>5TH</b>	→ Jermaine Lewis ('96), Dawan Landry ('06), Arthur Jones ('10), Pernell McPhee ('11), Rick Wagner ('13), Matthew Judon ('16)
<b>6TH</b>	→ Adalius Thomas ('00), Chester Taylor ('02), Sam Koch ('06), Haruki Nakamura ('08), Tyrod Taylor ('11), Maurice Canady ('16)
<b>7TH</b>	→ DeAngelo Tyson ('12), Michael Campanaro ('14)
<b>RFA</b>	→ Mike Flynn ('97), Priest Holmes ('97), Will Demps ('02), Bart Scott ('02), Ma'ake Kemoeatu ('02), Jameel McClain ('08), Dannell Ellerbe ('09), Morgan Cox ('10), Justin Tucker ('12), James Hurst ('14), Zach Orr ('14), Patrick Onwuasor, ('16) Michael Pierce ('16), Matt Skura ('16)

## RAVENS 20/20 CLUB

The Ravens' "20/20 Club" includes members of the personnel staff who started with as young assistants and grew into evaluators with more input. The term "20/20" refers to hiring 20-year-olds for \$20,000. But according to Ozzie Newsome: "The guys actually started when they were a little older than 20 and for more than \$20,000, but that's what we call them."

### RAVENS "20/20 CLUB" GRADUATES (Current Scouts)

Name	Joined Ravens	Current Title
George Kokinis	1991 (w/ Browns)	Dir. of Player Personnel
Eric DeCosta	1996	EVP & General Manager
Joe Hortiz	1998	Dir. of Player Personnel
Mark Azevedo	2005	Player Personnel Coord.
David Blackburn	2007	West Area Scout
Andrew Raphael	2013	Southeast Area Scout
Brandon Berning	2015	Midwest/SW Area Scout
Joey Cleary	2015	Northeast Area Scout
Patrick Williams	2016	College Scout
Corey Frazier	2017	Pro Scout

## UNDRAFTED ROOKIE STREAK

Undrafted rookies LB Otaru Alaka and G Patrick Mekari made the Ravens' 2019 Week 1 roster, marking the 16th-straight season a RFA has made Baltimore's team. That stretch ties for the NFL's second-longest active streak.

### CONSECUTIVE SEASONS W/ ROOKIE FA ON WEEK 1 ROSTER (Current NFL Streaks)

Rk.	Team	Seasons
1.	Indianapolis Colts	21
2.	<b>Baltimore Ravens</b>	<b>16</b>
	New England	16

## SUPER BOWLS SINCE 2000

### MOST SUPER BOWL CHAMPIONSHIPS (Since 2000 Season)




Titles	Team	Seasons
6	New England Patriots	'01, '03-04, '14, '16, '18
2	<b>Baltimore Ravens</b>	<b>2000, '12</b>
2	New York Giants	2007, '11
2	Pittsburgh Steelers	2005, '08

## THE WIZARDRY OF OZ

Ozzie Newsome's legacy is unlike any the game has seen. Known throughout all of sports as a premier leader, Newsome is a Hall of Fame player, the architect of Baltimore's 2000 and 2012 Super Bowl championship teams and an elite evaluator who became the NFL's first African American GM. In 2019, his longtime top lieutenant, Eric DeCosta, took over as the Ravens' EVP & GM. However, Newsome maintains a significant role within the organization as its executive VP.

### OZZIE NEWSOME CAREER SNAPSHOT

- NFL's first African American General Manager (promoted in 2002)
- Architect of Ravens 2000 & 2012 Super Bowl Championship Teams
- NFL Executive of the Year (2000)
- Pro Football Hall of Fame (class of 1999)
- State of Alabama Hall of Fame (class of 1995)
- National Football Foundation College Hall of Fame and NCAA Hall of Fame (class of 1994)
- 13-Year NFL Tight End with Cleveland Browns (1978-90)
- Three-Time Pro Bowler (1981, 1984-85)
- Four-Time Cleveland Touchdown Club Offensive Player of the Year
- Member of NFL Policy-Making Groups: Competition Comm. & Player Care Found. Board





# IRONMEN / TURNOVERS NOTES

## CARR IS THE IRON HORSE

CB Brandon Carr's 178-consecutive starts rank as the NFL's longest active streak among defensive players. They stand second overall among all NFL players.

### NFL CONSECUTIVE GAMES STARTED (Current NFL Streaks)

Rk.	Player	Games
1.	QB Philip Rivers (LAC) . . . . .	210
2.	<b>CB Brandon Carr (Bal.) . . . . .</b>	<b>178</b>
3.	QB Matt Ryan (Atl.) . . . . .	149
4.	Ryan Kerrigan (Was.) . . . . .	130
	Matthew Stafford (Det.) . . . . .	130
6.	Ndamukong Suh (TB) . . . . .	117

## RAVENS IRONMEN

### RAVENS CONSECUTIVE GAMES PLAYED / ACTIVE STREAKS

Rk.	Player	Games
1.	Sam Koch	210
2.	Justin Tucker	114
3.	Anthony Levine Sr.	98

### RAVENS CONSECUTIVE GAMES PLAYED / ALL-TIME STREAKS

Rk.	Player	Games	Years
1.	<b>Sam Koch</b>	<b>210</b>	<b>2006-present</b>
2.	Jarret Johnson	129	2003-11
3.	Joe Flacco	122	2008-2015
4.	<b>Justin Tucker</b>	<b>114</b>	<b>2012-present</b>
5.	Peter Boulware	111	1997-2003

### RAVENS ALL-TIME GAMES PLAYED

Rk.	Player	Games	Years
1.	Terrell Suggs	229	2003-18
2.	Ray Lewis	228	1996-2012
3.	<b>Sam Koch</b>	<b>210</b>	<b>2006-present</b>
4.	Matt Stover	207	1996-2008
5.	Jonathan Ogden	177	1996-2007
6.	<b>Marshal Yanda</b>	<b>164</b>	<b>2007-present</b>
7.	Joe Flacco	163	2008-18
8.	Ed Reed	160	2002-12
9.	Jarret Johnson	143	2003-11
10.	<b>Morgan Cox</b>	<b>136</b>	<b>2010-present</b>
11.	Chris McAlister	135	1999-2008
	Haloti Ngata	135	2006-14
13.	Kelly Gregg	134	2001-10
14.	Mike Flynn	133	1998-2007
	Todd Heap	133	2001-10

## TWO DURABLE RAVENS

Among active NFL players, P Sam Koch (210) & CB Brandon Carr (178) each rank first at their respective positions for current streaks of most consecutive games played.

### CONSECUTIVE GAMES PLAYED / CURRENT NFL STREAKS

PUNTERS		CORNERBACKS	
1.	<b>Sam Koch (Bal.) . . . . .</b>	1.	<b>Brandon Carr (Bal.) . . . . .</b>
2.	Brett Kern (Ten.) . . . . .	2.	Casey Hayward (LAC) . . . . .
3.	Dustin Colquitt (KC) . . . . .	3.	Malcolm Butler (Ten.) . . . . .

## TURNOVER MARGIN SINCE 2008

Since John Harbaugh's 2008 Baltimore arrival, the Ravens have produced the NFL's fifth-best turnover differential (+46).

### NFL's TOP TURNOVER DIFFERENTIALS (Since 2008 / John Harbaugh Era)

Rk.	Team	Takeaways	Giveaways	Turnover Diff.
1.	New England	312	175	+137
2.	Green Bay	299	203	+96
3.	Kansas City	288	227	+61
4.	Seattle	287	228	+59
5.	<b>Baltimore</b>	<b>286</b>	<b>240</b>	<b>+46</b>
6.	Carolina	305	270	+35
7.	Atlanta	269	236	+33

## TURNOVER MARGIN AT HOME

Baltimore owns a +54 differential at home during the John Harbaugh Era, ranking as the league's third-best (tied) mark.

### NFL's TOP TURNOVER DIFFERENTIALS / AT HOME (Since 2008 / John Harbaugh Era)

Rk.	Team	Takeaways	Giveaways	Turnover Diff.
1.	Green Bay	170	89	+81
2.	New England	165	86	+79
3.	<b>Baltimore</b>	<b>157</b>	<b>103</b>	<b>+54</b>
	Seattle	162	108	+54

## TURNOVER TABLE SINCE 2000

Year	TA/TO	Plus/Minus	Record
2019	3/0	+3	2-0
2018	17/20	-3	10-6
2017	34/17	+17	9-7
2016	28/23	+5	8-8
2015	14/28	-14	5-11
2014	22/20	+2	10-6
2013	24/29	-5	8-8
2012	25/16	+9	10-6
2011	26/24	+2	12-4
2010	27/20	+7	12-4
2009	32/22	+10	9-7
2008	34/21	+13	11-5
2007	23/40	-17	5-11
2006	40/23	+17	13-3
2005	26/36	-10	6-10
2004	34/23	+11	9-7
2003	41/38	+3	10-6
2002	31/32	-1	7-9
2001	28/36	-8	10-6
2000	49/26	+23	12-4
<b>Total</b>	<b>558/494</b>	<b>+64</b>	<b>178-128</b>

## THE RAVENS ARE...

Since 2000, here are the Ravens' records in a game:

When turnover ratio is +2 or better . . . . .	79-5
When turnover ratio is +1 or better . . . . .	114-17
When turnover ratio is even . . . . .	32-24
When turnover ratio is negative . . . . .	31-85



# THAT M&T MAGIC

## HOME UNDER HARBS

Under John Harbaugh (since 2008) the Ravens own the NFL's second-best home winning pct. (.742, tied, GB), going 66-23 at M&T Bank Stadium.

### NFL'S BEST REGULAR SEASON HOME RECORDS (John Harbaugh Era / Since 2008)

Rk.	Team	Record	Pct.
1.	New England Patriots	77-12	.865
2.	<b>Baltimore Ravens</b>	<b>66-23</b>	<b>.742</b>
	Green Bay Packers	65-22-2	.742
4.	Pittsburgh Steelers	63-26	.708
5.	New Orleans Saints	62-27	.697

## RAVENS DEFEND THE BANK

The Ravens have been outstanding at home since they arrived in Baltimore. Below are their respective home records and corresponding NFL rankings during several periods.

### RAVENS HOME RECORDS / NFL RANKINGS

Time Period (Milestone)	Record	NFL Rank
Since 2010 (Past Nine-Plus Seasons)	54-19	3t
Since 2008 (John Harbaugh's Arrival)	66-23	2t
Since 2000 (First Super Bowl Season)	111-41	2
Since 1998 (M&T Bank Stadium Opened)	119-49	3
Since 1996 (Team's Inception)	126-57-1	4

## HOME "D" UNDER HARBS (SINCE 2008)

<b>16.7</b>	<b>74.4</b>	<b>299.5</b>
POINTS ALLOWED PER GAME (NFL'S BEST)	OPPONENT PASSER RATING (NFL'S BEST)	YARDS ALLOWED PER GAME (NFL'S BEST)

*Dating back to 2008, the Ravens have outscored opponents 2,205 to 1,482 at home. In their 66 wins during this span, the margin of victory has been 13.9 points per game.*

*The Ravens own a +746 point differential at home under John Harbaugh, ranking No. 3 in the NFL (NE is +1,139 & GB is +785).*

*Baltimore is 32-0 under Harbaugh when allowing 12 points or fewer at home, which it did twice (TB - 12 & Buf. - 3) in 2018.*

## HOME "D" DOMINANCE DATES WAY BACK

The Ravens' "D" has been stout at home for many seasons. Since 2003, Baltimore ranks first in several key categories:

### BEST NFL DEFENSES AT HOME / SINCE 2003

#### POINTS PER GAME (Fewest Allowed)

1. <b>Baltimore</b> . . . . . 16.5
2. New England . . . . . 16.9
3. Seattle . . . . . 18.0

#### TOTAL DEFENSE (Fewest Yards Allowed)

1. <b>Baltimore</b> . . . . . 293.6
2. Pittsburgh . . . . . 299.9
3. Seattle . . . . . 312.0

#### INTERCEPTIONS

1. <b>Baltimore</b> . . . . . 157
2. New England . . . . . 156
3. Cincinnati . . . . . 155

#### SACKS

1. Minnesota . . . . . 365
2. Seattle . . . . . 340
3. <b>Baltimore</b> . . . . . 339

## HOME FAST FACTS

- Under John Harbaugh, the Ravens are 18-2 in September home games. The Ravens have won 21 of their past 23 home games in the month of September (dating back to 2006).
- Under Harbaugh, the Ravens are 20-4 in November home games, producing the NFL's best such record. The Ravens have won 18 of their past 21 home games during the month.
- The Ravens are 18-8 at home in the month of December under Harbaugh and 38-16 in such games during their history.
- Under Harbaugh (since 2008), Baltimore has gone 18-5 against NFC teams at M&T Bank Stadium, producing the best home record by an AFC squad vs. the "other" conference.
- Baltimore has won 21 of its last 26 home games vs. NFC teams.
- In their history, the Ravens have hosted 18 games when the temperature was below 40 degrees. Baltimore is 15-3 in such games.
- Baltimore is 8-1 at home in November against AFC North foes under Harbaugh. Overall under Harbaugh, the Ravens are 23-10 in home games played against AFC North foes.
- Baltimore has won 18 of its last 25 home games vs. AFC North foes.
- The Ravens are 13-3 at home all time against teams from the West Coast (Oak. - 6-1, SD - 3-1, SF - 2-0 and Sea. - 2-1).

## BEST HOME DEFENSE

Baltimore has permitted an NFL-best 16.7 ppg at home during the John Harbaugh Era. Under "Harbs," the Ravens are 30-0 at home when allowing 10 points or fewer. In 19 of those games, the Ravens gave up no more than 7 points.

### FEWEST POINTS/GAME ALLOWED AT HOME

(Since 2008 / John Harbaugh Era)

Rk.	Team	PPG
1.	<b>Baltimore</b> . . . . .	<b>16.7</b>
2.	New England . . . . .	18.1
3.	Seattle . . . . .	18.4





# ALL-TIME RESULTS / TRENDS

## RAVENS ALL-TIME RECORDS

	<u>Overall Record</u>	<u>Home</u>	<u>Away</u>
Overall.....	202-167-1.....	127-57-1.....	75-110.....
In M&T Bank Stadium (since 1998).....	120-49.....	120-49.....	n/a.....
Coached by Ted Marchibroda.....	16-31-1.....	11-12-1.....	5-19.....
Coached by Brian Billick.....	80-64.....	50-22.....	30-42.....
Coached by John Harbaugh.....	106-72.....	66-23.....	40-49.....
vs. AFC Teams.....	156-129.....	98-50.....	58-79.....
vs. AFC North.....	58-44.....	35-16.....	23-28.....
vs. AFC Central (1996-2001).....	26-28.....	13-14.....	13-14.....
vs. AFC East.....	24-21.....	17-5.....	7-16.....
vs. AFC South.....	18-17.....	12-5.....	6-12.....
vs. AFC West.....	26-19.....	17-7.....	9-12.....
vs. NFC Teams.....	51-39-1.....	34-10-1.....	17-29.....
vs. NFC North.....	8-8.....	6-2.....	2-6.....
vs. NFC Central (1996-2001).....	3-5.....	3-1.....	0-4.....
vs. NFC East.....	13-9-1.....	8-2-1.....	5-7.....
vs. NFC South.....	12-8.....	6-4.....	6-4.....
vs. NFC West.....	15-9.....	11-1.....	4-8.....
On Monday Night Football.....	12-11.....	5-2.....	7-9.....
On Thursday Night Football.....	7-5.....	6-1.....	1-4.....
On Saturday.....	4-1.....	2-0.....	2-1.....
In Overtime.....	12-13-1.....	7-4-1.....	5-9.....
Ravens Shutout Wins.....	14-0.....	6-0.....	8-0.....
In Season Openers.....	13-11.....	8-4.....	5-7.....
Indoors.....	6-15.....	n/a.....	6-15.....
<b>Note:</b> Baltimore has played in Houston's Reliant/NRG Stadium five times (3-2), Indy's Lucas Oil Stadium twice (0-2), Dallas' Texas Stadium once (1-0) and Atlanta's Mercedes-Benz Stadium once (1-0). Three of those games at Reliant Stadium (12/13/10, 10/21/12 & 12/21/14) came when the roof was closed, meaning those games were "indoors," while the other games listed are considered "outdoors" due to open roofs.			
In August.....	0-1.....	0-1.....	0-0.....
In September.....	50-30.....	32-7.....	18-23.....
In October.....	36-52.....	19-20.....	17-32.....
In November.....	57-39-1.....	35-13-1.....	22-26.....
In December.....	54-41.....	38-16.....	16-25.....
In January.....	5-4.....	3-0.....	2-4.....

## RAVENS RESULTS WHEN...

<u>Team</u>	<u>Since 2000</u>	<u>Since 2008</u>	<u>2019</u>
Record.....	178-128.....	106-72.....	2-0.....
vs. AFC North (since 2002).....	58-44.....	40-26.....	0-0.....
vs. AFC.....	134-96.....	80-53.....	1-0.....
vs. NFC.....	44-32.....	26-19.....	1-0.....
Home.....	112-41.....	67-23.....	1-0.....
Away.....	66-87.....	40-49.....	1-0.....
On grass.....	87-70.....	49-34.....	2-0.....
Artificial turf.....	91-58.....	57-38.....	0-0.....
Outdoors.....	173-116.....	100-64.....	2-0.....
Indoors.....	5-12.....	4-7.....	0-0.....
September.....	42-23.....	27-12.....	2-0.....
October.....	33-41.....	17-25.....	0-0.....
November.....	52-27.....	32-13.....	0-0.....
December.....	46-34.....	27-20.....	0-0.....
January.....	5-3.....	3-2.....	0-0.....
Leading at halftime.....	141-24.....	86-18.....	2-0.....
Trailing at halftime.....	27-91.....	14-49.....	0-0.....
Tied at halftime.....	10-13.....	6-5.....	0-0.....
Tied after 3 quarters.....	4-7.....	2-3.....	0-0.....
Leading After 3 quarters.....	152-18.....	94-16.....	2-0.....
Trailing after 3 quarters.....	23-102.....	10-56.....	0-0.....
Decided by 7 points or less.....	73-71.....	42-47.....	1-0.....
Decided by 3 points or less.....	41-40.....	25-26.....	0-0.....
When scoring first.....	124-39.....	78-24.....	2-0.....
When not scoring first.....	55-89.....	28-48.....	0-0.....
Positive or even turnover ratio.....	147-42.....	83-30.....	2-0.....
Negative turnover ratio.....	31-86.....	23-42.....	0-0.....
Winning penalty ratio.....	80-53.....	49-27.....	1-0.....
Losing penalty ratio.....	86-65.....	49-37.....	1-0.....
Overtime.....	9-11.....	6-8.....	0-0.....
When returning a KOR for a TD.....	5-3.....	5-2.....	0-0.....
When returning a PR for a TD.....	9-3.....	5-1.....	0-0.....

<u>Offense</u>	<u>Since 2000</u>	<u>Since 2008</u>	<u>2019</u>
Scoring 20 or more points.....	140-47.....	39-32.....	2-0.....
Scoring 30 or more points.....	58-7.....	38-5.....	1-0.....
Having 20 or more first downs.....	84-50.....	62-31.....	2-0.....
Totaling 350 or more net yards.....	85-41.....	60-26.....	2-0.....
At least 35 minutes time of poss.....	50-7.....	30-5.....	2-0.....
Rushing for 150 or more yards.....	61-15.....	36-7.....	2-0.....
When not throwing an INT.....	100-23.....	62-16.....	2-0.....
With a 100-yard rusher.....	57-21.....	29-8.....	1-0.....
Without a 100-yard rusher.....	121-107.....	77-64.....	1-0.....
With a 100-yard receiver.....	40-23.....	27-16.....	2-0.....
Without a 100-yard receiver.....	138-105.....	79-56.....	0-0.....
With a 300-yard passer.....	23-19.....	20-14.....	1-0.....
Without a 300-yard passer.....	155-109.....	86-58.....	1-0.....
<u>Defense</u>	<u>Since 2000</u>	<u>Since 2008</u>	<u>2019</u>
When scoring a defensive TD.....	45-7.....	23-5.....	0-0.....
When returning an INT for a TD.....	33-3.....	15-2.....	0-0.....
When returning a fumble for a TD.....	12-4.....	8-3.....	0-0.....
Recording 3 or more sacks.....	98-39.....	52-25.....	2-0.....
Holding opp. under 250 net yards.....	55-6.....	39-6.....	1-0.....
Holding opp. under 21 points.....	143-36.....	87-15.....	2-0.....
Holding opp. under 15 points.....	111-16.....	63-7.....	1-0.....
Allowing a 100-yard rusher.....	17-28.....	10-17.....	0-0.....
Not allowing a 100-yard rusher.....	160-101.....	96-55.....	2-0.....
Allowing a 100-yard receiver.....	38-40.....	21-24.....	1-0.....
Not allowing a 100-yard receiver.....	141-87.....	85-48.....	1-0.....
Allowing a 300-yard passer.....	24-27.....	16-19.....	1-0.....
Not allowing a 300-yard passer.....	153-101.....	90-53.....	1-0.....



# LAMAR JACKSON NOTES

## WHAT A START

In Week 1 at Miami (9/8), QB Lamar Jackson completed 17 of 20 passes for 324 yards, 5 TDs and 0 INTs for a perfect 158.3 passer rating. Jackson became just the seventh QB in NFL history with at least 300 passing yards, 5 TDs and a 158.3 rating.

### QUARTERBACKS w/ 300 YARDS, 5 TDs & A 158.3 RATING (NFL History)

Player	Date/Opp.	Cmp-Att.	Pct.	Yards	TDs
<b>Lamar Jackson</b>	<b>9/8/19 at Mia.</b>	<b>17-20</b>	<b>85.0</b>	<b>324</b>	<b>5</b>
Ben Roethlisberger	11/8/18 vs. Car.	22-25	88.0	328	5
Jared Goff	9/27/18 vs. Min.	26-33	78.8	465	5
Nick Foles	11/3/13 at Oak.	22-28	78.6	406	7
Drew Brees	11/30/09 vs. NE	18-23	78.3	371	5
Tom Brady	10/21/07 at Mia.	21-25	84.0	354	6
Peyton Manning	9/28/03 at NO	20-25	80.0	314	6

**JACKSON IS THE ONLY PLAYER IN LEAGUE HISTORY TO POST AT LEAST 120 RUSHING YARDS AND 250 PASSING YARDS IN A REGULAR SEASON GAME [9/15/19 VS. ARI.]**

**LAMAR JACKSON**



**WEEK 1  
AFC  
OFFENSIVE  
P.O.W.  
[AT MIA.]**

## 2019 NFL PASSING LEADERS

### TOUCHDOWNS

<b>1. Lamar Jackson (Bal.)</b>	<b>7</b>
Patrick Mahomes (KC)	7
Dak Prescott (Dal.)	7

### QB RATING

<b>1. Lamar Jackson (Bal.)</b>	<b>145.2</b>
2. Dak Prescott (Dal.)	142.9
3. Patrick Mahomes (KC)	136.3

### YARDS PER ATT.

1. Dak Prescott (Dal.)	10.9
2. Patrick Mahomes (KC)	10.7
<b>3. Lamar Jackson (Bal.)</b>	<b>10.5</b>

### PASS TD PCT.

<b>1. Lamar Jackson (Bal.)</b>	<b>12.3</b>
2. Dak Prescott (Dal.)	11.3
3. Jacoby Brissett (Ind.)	9.1
Patrick Mahomes (KC)	9.1
Russell Wilson (Sea.)	9.1

### 20+ YARD COMP.

1. Patrick Mahomes (KC)	14
<b>2. Lamar Jackson (Bal.)</b>	<b>12</b>
3. Baker Mayfield (Cle.)	11
Philip Rivers (LAC)	11
Matthew Stafford (Det.)	11

## 250 PASSING / 120 RUSHING

In Week 2's win over Arizona, QB Lamar Jackson became the only player in league history to throw for at least 250 yards and rush for at least 120 yards in a game. He finished with 272 passing yards, 2 TDs and 0 INTs (104.8 rating), adding 120 rushing yards.

### MOST PASSING YARDS / QBs TO RUSH FOR 100 YARDS (NFL Single-Game History)

Player	Date/Opp.	Pass Yds	Rush Yards
Cam Newton	12/20/15 vs. NYG	340	100
Russell Wilson	10/19/14 vs. STL	313	106
Colin Kaepernick	11/27/16 vs. Mia.	296	113
Cam Newton	12/9/12 vs. Atl.	287	116
Cam Newton	10/12/14 vs. Cin.	284	107
<b>Lamar Jackson*</b>	<b>9/15/19 vs. Ari.</b>	<b>272</b>	<b>120</b>

\* Only player ever with 250 passing/120 rushing yards



# LAMAR JACKSON NOTES

## JACKSON LEADS "0" TO NEW HEIGHTS

Led by QB Lamar Jackson on Sept. 8 at Miami, the Ravens established team records for most points (59) and yards (643) in a game, beating the Dolphins 59-10 on Kickoff Weekend. Here are the top marks in franchise history:

### MOST TOTAL YARDS / RAVENS SINGLE-GAME HISTORY

Rk.	Yards	Date/Opp.	Result
1.	643	9/8/19 at Mia.	W, 59-10
2.	553	9/25/11 at STL	W, 37-7
3.	548	12/13/09 vs. Det.	W, 48-3
4.	533	12/23/12 vs. NYG	W, 33-14
5.	503	9/23/12 vs. NE	W, 31-30

### MOST POINTS / RAVENS SINGLE-GAME HISTORY

Rk.	Points	Date/Opp.	Result
1.	59	9/8/19 at Mia.	W, 59-10
2.	55	11/11/12 vs. Oak.	W, 55-20
3.	48	12/19/05 vs. GB	W, 48-3
	48	12/13/09 vs. Det.	W, 48-3
	48	10/12/14 at TB	W, 48-17

## THE JACKSON FIVE

### MOST TOUCHDOWN PASSES

(Ravens Single-Game History)

Quarterback/Date/Opp.	TDs
Lamar Jackson, 9/8/19 at Mia..	5
Joe Flacco, 10/12/14 at TB	5
Tony Banks, 9/10/00 vs. Jax.	5

## ON THE MARK

### BEST COMPLETION PERCENTAGE

(Ravens Single-Game History)

Quarterback/Date/Opp.	Pct.
Lamar Jackson, 9/8/19 at Mia..	85.0
Joe Flacco, 11/1/09 vs. Den.	80.0
Elvis Grbac, twice.	80.0

## PERFECTION

### HIGHEST PASSER RATING

(Ravens Single-Game History)

Quarterback/Date/Opp.	Rate
Lamar Jackson, 9/8/19 at Mia. ...	158.3
Joe Flacco, 10/12/14 at TB	149.7
Joe Flacco, 9/28/14 vs. Car.	137.4

**JACKSON IS THE YOUNGEST QB IN NFL HISTORY TO PRODUCE A PERFECT 158.3 PASSER RATING (9/8/19 AT MIA.).**

## JACKSON & EDWARDS DUO

In 2018, from Weeks 11-17, Baltimore racked up an NFL-best 1,607 rushing yards. Much of that can be attributed to rookie RB Gus Edwards and rookie QB Lamar Jackson, who each ranked in the NFL's Top 7 rushing leaders during this span.

### RUSHING YARDS / 2018 WEEKS 11-17

(Final Seven Games)

Rk.	Player	Att.	Yards	Avg.	LG	TDs
1.	Saquon Barkley (NYG)	130	721	5.55	78t	6
2.	Derrick Henry (Ten.)	114	701	6.15	99t	8
3.	Gus Edwards (Bal.)	122	654	5.36	43	2
	Chris Carson (Sea.)	136	654	4.81	61	7
5.	Ezekiel Elliott (Dal.)	136	603	4.43	24	2
6.	Joe Mixon (Cin.)	121	598	4.94	51	4
7.	Lamar Jackson (Bal.)	119	556	4.67	39	4

## DID YOU KNOW?

- QB Lamar Jackson's 695 rushing yards in 2018 rank as the 11th most by a QB in NFL single-season history.
- The 695 yards also stand third most by a rookie QB, only behind Robert Griffin III (815 in 2012) and Cam Newton (706 in 2011).
- Jackson became the youngest QB to start a playoff game in NFL history (21 years, 364 days), posting a game-high 194 passing yards and 2 TDs in the Wild Card vs. LAC (1/6/19).
- Jackson earned NFL Offensive Rookie of the Month for December 2018, rushing for 366 yards and 3 TDs. He also completed 65 of 114 passes for 786 yards and 4 TDs.

## ACTION JACKSON

QB Lamar Jackson rushed for 695 yards in 2018, the most among NFL QBs. In his last seven games alone (all starts with a 6-1 record), Jackson posted 556 rushing yards, which ranked as the NFL's seventh-most overall from Weeks 11-17.

### MOST RUSHING YARDS / QUARTERBACKS / 2018 SEASON

Rk.	Quarterback	Att.	Yards	Avg.	LG	TDs
1.	Lamar Jackson (Bal.)	147	695	4.73	39	5
2.	Josh Allen (Buf.)	89	631	7.09	45	8
3.	Deshaun Watson (Hou.)	99	551	5.57	34	5
4.	Cam Newton (Car.)	101	488	4.83	29	4
5.	Mitchell Trubisky (Chi.)	68	421	6.19	39	3

## ROOKIE QB WINS

### ROOKIE QBs WITH MOST WINS IN FIRST SEVEN STARTS OF A CAREER / SINCE 1970

Year	Quarterback	Record
2004	Ben Roethlisberger	7-0
2018	Lamar Jackson	6-1
2016	Dak Prescott	6-1



# MARSHAL YANDA NOTES

## STANDING GUARD

G Marshal Yanda, considered one of the greatest to ever wear a Ravens uniform, has earned seven-career Pro Bowls, which tie (Terrell Suggs) for fourth in franchise history. In 2019, only four active NFL O-linemen have played in more games than Yanda, who stands at 164 contests.

### MOST PRO BOWLS (Ravens History)

LB Ray Lewis.....	13
T Jonathan Ogden.....	11
S Ed Reed.....	9
OLB Terrell Suggs.....	7
<b>G Marshal Yanda.....</b>	<b>7</b>



### MOST GAMES PLAYED (Active NFL O-Linemen)

T Andrew Whitworth (LAR) ..	201
T Jason Peters (Phi.) .....	194
T Donald Penn (Was.).....	180
T Joe Staley (SF).....	176
<b>G Marshal Yanda (Bal.) ...</b>	<b>164</b>



### *Bengals DT Geno Atkins on Marshal Yanda:*

*"When I tell my son or daughter about football [someday], I'll tell them he was one of the best guards I went up against in the league. He's got nastiness, he's physical, and he has finesse. He's strong, but if you try to beat him with a little finesse, he can handle that, too, because he's got good feet. He's got the whole package."*

## DID YOU KNOW?

- G Marshal Yanda is one of 17 players in NFL history to earn at least 7 Pro Bowls as a guard. Of those, Yanda is one of just five (Larry Allen, Ed Budde, Alan Faneca & Gene Upshaw) to win a Super Bowl.
- Yanda has played in 164 games (153 starts), ranking as the second-most games played among O-linemen in Ravens history (Jonathan Ogden – 177).

## A SEASONED PRO

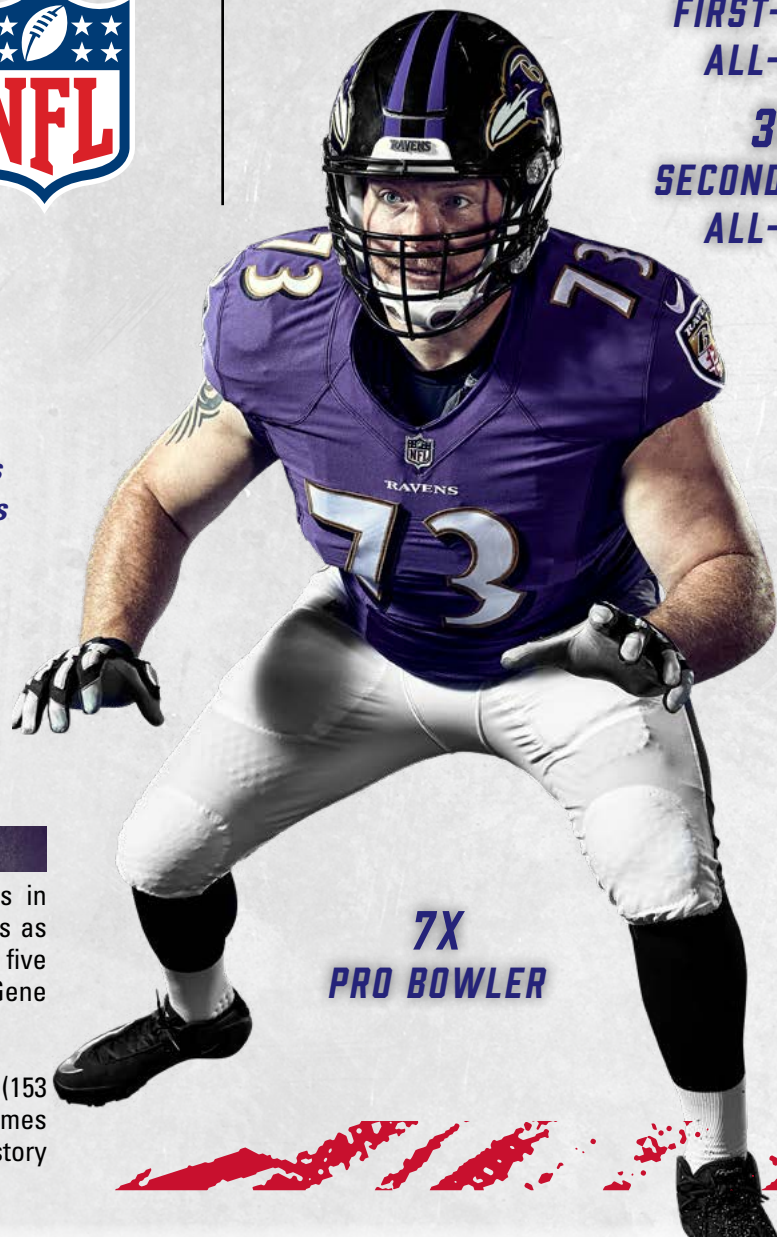
G Marshal Yanda's seven Pro Bowls tie (Maurkice Pouncey & Trent Williams) for second among active O-linemen (Jason Peters' nine are first).

*Yanda's seven Pro Bowls rank as the most among active NFL guards.*

### MOST PRO BOWLS / ACTIVE O-LINEMEN

Rk.	Player (Team)	Pro Bowls
1.	T Jason Peters (Phi.).....	9
2.	<b>G Marshal Yanda (Bal.).....</b>	<b>7</b>
	C Maurkice Pouncey (Pit.).....	7
	T Trent Williams (Was.).....	7

**2X**  
**FIRST-TEAM**  
**ALL-PRO**  
  
**3X**  
**SECOND-TEAM**  
**ALL-PRO**



**7X**  
**PRO BOWLER**

**MARSHAL YANDA**



# EARL THOMAS III NOTES

## SAFETY THEFTS

S Earl Thomas III has posted 29 career INTs, which tie for No. 1 among active NFL safeties. He has registered a career-high 5 INTs in a season three separate times (2010, 2013 & 2015).

### MOST INTERCEPTIONS / ACTIVE NFL SAFETIES

Rk.	Defender	INTs	Yards	TDs
1.	<b>Earl Thomas III (Bal.)</b>	<b>29</b>	<b>431</b>	<b>2</b>
	Eric Weddle (LAR)	29	467	4
3.	Reshad Jones (Mia.)	21	361	4
	Kurt Coleman (Buf.)	21	238	2
5.	Harrison Smith (Min.)	20	384	4

### MOST SEASONS W/ 5-PLUS INTS (Active NFL Safeties)

Rk.	Player	Seasons
1.	<b>Earl Thomas III (Bal.)</b>	<b>.3 ('10, '13, '15)</b>
2.	Eric Weddle (LAR)	2 ('11, '17)
	Harrison Smith (Min.)	2 ('14, '17)



## 6 PRO BOWLS FOR EARL

S Earl Thomas III's six Pro Bowl selections tie for the fifth most among active NFL defenders. He and Eric Weddle tie to own the most among active NFL safeties.

### MOST PRO BOWLS / ACTIVE NFL DEFENDERS

Rk.	Player (Team)	Pro Bowls
1.	Patrick Peterson (Ari.)	8
2.	Geno Atkins (Cin.)	7
	Von Miller (Den.)	7
	Terrell Suggs (Ari.)	7
5.	<b>Earl Thomas III (Bal.)</b>	<b>6</b>
	Luke Kuechly (Car.)	6
	Clay Matthews (LAR)	6
	Gerald McCoy (Car.)	6
	Eric Weddle (LAR)	6

## NFL INTs LEADERS

### MOST INTERCEPTIONS / NFL DEFENDERS (Since 2010 / Thomas' First Season)

Rk.	Player	INTs
1.	Richard Sherman (SF)	33
2.	<b>Earl Thomas III (Bal.)</b>	<b>29</b>
3.	Aqib Talib (LAR)	26
4.	Eric Weddle (LAR)	25
5.	Four Players	22

### Don Martindale on Earl Thomas III:

*"We didn't have to raid Area 51 to go get him. We got him in free agency. (laughter) The guy is just a consummate pro. He's a rock. I don't know if anybody has shaken his hand yet or anything else, but he is a physical specimen. He loves football, and that's what he wants to talk about, is football."*

## DID YOU KNOW?


- S Earl Thomas III helped the Seahawks produce five Top 5 defenses (yards allowed) during his nine-year Seattle tenure, including the NFL's No. 1 unit in both 2013 and 2014.
- Thomas III twice played in the Super Bowl (2013 & 2014 seasons), helping Seattle capture the Super Bowl XLVIII title vs. Den.

**3X  
FIRST-TEAM  
ALL-PRO**

**2X  
SECOND-TEAM  
ALL-PRO**

**6X  
PRO BOWLER**

**EARL THOMAS III**





# MARK ANDREWS & MARQUISE BROWN NOTES

## ANDREWS' EMERGENCE

Entering Week 3, second-year TE Mark Andrews owns the NFL's seventh-most receiving yards (220), also standing as the most among TEs. Of his 16 catches, a league-high-tying 12 have earned first downs, while he's also tallied an NFL-high (tied) 6 receptions of 20-plus yards.

### 1ST DOWN RECEPTIONS

1. **Mark Andrews (Bal.)**...12  
John Brown (Buf.) .....12  
Keenan Allen (LAC).....12
4. Six Players.....10

### 20+ YARD RECEPTIONS

1. **Mark Andrews (Bal.)**...6  
John Ross (Cin.) .....6
3. Keenan Allen (LAC).....5  
Chris Godwin (TB) .....5

**Quick Hit:** With 8 catches for 112 yards and 1 TD in Week 2, Andrews became the first Ravens TE ever to post back-to-back 100-yard receiving games. (He had 8 for 108 yards and 1 TD in Week 1 at Mia.)

## MARK IT DOWN

In 2018, Ravens TE Mark Andrews ranked No. 1 among rookie NFL tight ends in receiving yards (552) and No. 3 in receptions (34).

### RECEIVING YARDS (NFL Rookie TEs / 2018)

1. **Mark Andrews (Bal.)** .....552
2. Chris Herndon (NYJ) .....502
3. Dallas Goedert (Phi.) .....334

### RECEPTIONS (NFL Rookie TEs / 2018)

1. Chris Herndon (NYJ) .....39
2. Ian Thomas (Car.) .....36
3. **Mark Andrews (Bal.)** .....34

**TE Mark Andrews owns the two longest receptions by a TE in Ravens history: 74-yarder vs. Oak. (11/25/18) & 68-yarder at LAC (12/22/18).**

## ANDREWS SETS ROOKIE TE MARK

In 2018, TE Mark Andrews set the record for most receiving yards (552) and receptions (34) in a season by a Ravens' rookie TE, breaking Maxx Williams' 2015 marks.

### RECEIVING YARDS / ROOKIE TIGHT ENDS (Franchise History)

Rk.	Player (Season)	Yards
1.	<b>Mark Andrews (2018)</b> .....	552
2.	Maxx Williams (2015) .....	268
3.	Todd Heap (2001) .....	206

## 2019 NFL RECEIVING LEADERS

Entering Week 3, rookie WR Marquise Brown is third in the NFL in receiving yards (233), while TE Mark Andrews is seventh (220).

### NFL RECEIVING YARDS LEADERS / 2019 SEASON

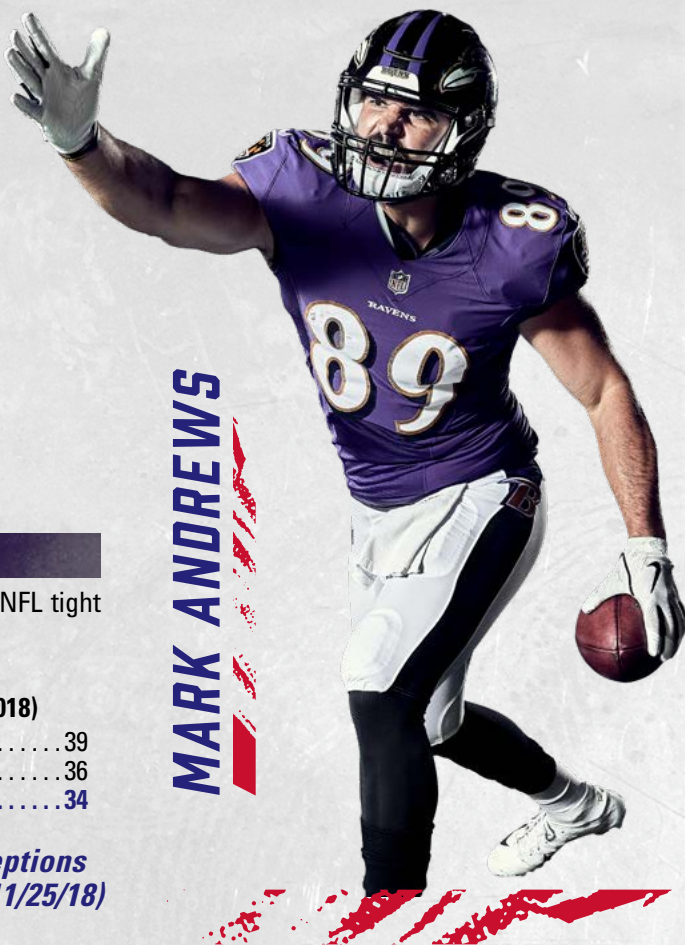
Rk.	Player	Rec. Yards	Rec.	Avg.	TDs
1.	John Ross (Cin.)	270	11	24.5	3
2.	Sammy Watkins (KC)	247	15	16.5	3
3.	<b>Marquise Brown (Bal.)</b>	233	12	19.4	2
4.	Odell Beckham Jr. (Cle.)	232	13	17.8	1
5.	Michael Gallup (Dal.)	226	13	17.4	0
6.	Keenan Allen (LAC)	221	16	13.8	1
7.	<b>Mark Andrews (Bal.)</b>	220	16	13.8	2

## A FAST START FOR BROWN

Rookie WR Marquise Brown's 233 yards are the most by a player in his first two NFL games since Anquan Boldin (279) in 2003. Brown's 233 tie for the third most since the 1970 merger.

### MOST RECEIVING YARDS / WR'S FIRST TWO PRO GAMES (Since 1970)

Rk.	Player	Rec. Yards	Rec.	Avg.	TDs
1.	Anquan Boldin (Ari.)	279	18	15.5	2
2.	Louis Lipps (Pit.)	260	10	26.0	3
3.	<b>Marquise Brown (Bal.)</b>	233	12	19.4	2
	Jim Brim (Min.)	233	14	16.6	2



MARK ANDREWS



MARQUISE BROWN



# BRANDON WILLIAMS & TONY JEFFERSON NOTES

## WILLIAMS ANCHORS RUN "D"

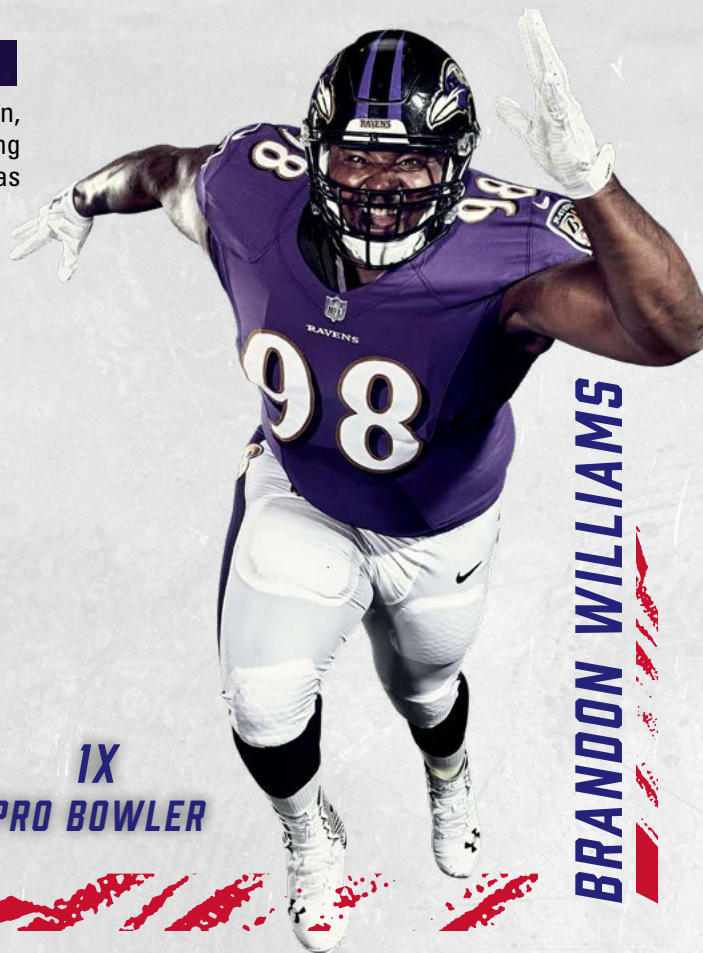
Pro Bowl DT Brandon Williams is one of the NFL's top D-linemen, helping Baltimore regularly produce a stout run defense. Dating back to '14, when he became a full-time starter, Baltimore has been especially stout vs. opposing ground games.

### NFL RUSHING YARDS ALLOWED PER GAME (Since 2014)

1. **Baltimore Ravens** .....93.3
2. Seattle Seahawks .....95.7
3. Pittsburgh Steelers .....99.3
4. Carolina Panthers .....99.4
5. Houston Texans .....99.9

### NFL RUSHING AVG. YARDS PER CARRY ALLOWED (Since 2014)

1. **Baltimore Ravens** .....3.82
2. Denver Broncos .....3.85
3. Seattle Seahawks .....3.86
4. Houston Texans .....3.95
5. New York Jets .....3.97



BRANDON WILLIAMS

1X  
PRO BOWLER

## DROP IT FOR LOSS

Since 2015, S Tony Jefferson leads the NFL in tackles for loss by a DB, with 30 such stops, including 7 in his first year (2017) with the Ravens and 6 in 2018. While with Arizona in 2016, his 13 TFL led all NFL defensive backs. The 13 stops also rank as the NFL's most by a DB in a season since the stat began being tracked in 2008.

### MOST TACKLES FOR LOSS / NFL DEFENSIVE BACKS (Since 2015)

Rk.	Player	Tackles for Loss
1.	<b>Tony Jefferson (Bal.)</b> .....	30
2.	Tyrann Mathieu (KC) .....	25
3.	Harrison Smith (Min.) .....	24
4.	Landon Collins (Was.) .....	23
	Malcolm Jenkins (Phi.) .....	23
	Reshad Jones (Mia.) .....	23

*In 2018, S Tony Jefferson was one of six NFL safeties to post at least 5 tackles for loss, 1 sack, 1 INT, 1 forced fumble and 1 fumble recovery. (Jamal Adams, Kareem Jackson, Malcolm Jenkins, Jordan Poyer & Harrison Smith were the others.)*



TONY JEFFERSON



# MARK INGRAM II & GUS EDWARDS NOTES



MARK INGRAM II

**2X  
PRO BOWLER**

## INGRAM II'S YPC RANKS NO. 1

Dating back to 2014, RB Mark Ingram II's 4.74 YPC average ranks No. 1 among NFL RBs (min. 500 attempts).

### NFL YARDS-PER-CARRY AVERAGE / SINCE 2014

Rk.	Player	Att.	Yards	Avg.	TDs	LG
1.	Mark Ingram II (Bal.)	992	4,699	4.74	41	75
2.	Ezekiel Elliott (Dal.)	904	4,212	4.66	30	60
3.	Derrick Henry (Ten.)	535	2,458	4.59	24	99
4.	Le'Veon Bell (NYJ)	1,023	4,604	4.50	27	81
5.	Todd Gurley (LAR)	1,072	4,707	4.39	47	71

*RB Mark Ingram II has twice eclipsed the 1,000-yard rushing barrier, doing so in 2017 (1,124) and in 2016 (1,043).*

## TOUCHDOWN MACHINE

Among RBs, Mark Ingram II's 41 rushing scores since 2014 are the league's second most (Todd Gurley – 47). Since entering the NFL in 2011, his 52 rushing TDs rank as the league's fourth most.

### RUSHING TOUCHDOWNS (Since 2014)

1. Todd Gurley (LAR) .....47
2. **Mark Ingram II (Bal.) .....41**
3. LeGarrette Blount (FA) .....36
4. Latavius Murray (NO) .....35
5. DeMarco Murray (ret.) .....34

### RUSHING TOUCHDOWNS (Since 2011 / Ingram's First Season)

1. Marshawn Lynch (ret.) .....61
2. LeSean McCoy (KC) .....58
3. Adrian Peterson (Ari.) .....55
4. **Mark Ingram II (Bal.) .....52**
5. LeGarrette Blount (FA) .....50

## 'GUS THE BUS' KEPT ON ROLLING

In 2018, from Weeks 11-17, Baltimore posted an NFL-best 1,607 rushing yards. Much of that can be attributed to RB Gus Edwards, who tied (Chris Carson) to produce the NFL's third-most rushing yards during this span.

### RUSHING YARDS / 2018 WEEKS 11-17 / FINAL SEVEN GAMES

Rk.	Player	Att.	Yards	Avg.	LG	TDs
1.	Saquon Barkley (NYG)	130	721	5.55	78t	6
2.	Derrick Henry (Ten.)	114	701	6.15	99t	8
3.	<b>Gus Edwards (Bal.)</b>	<b>122</b>	<b>654</b>	<b>5.36</b>	<b>43</b>	<b>2</b>
	Chris Carson (Sea.)	136	654	4.81	61	7
5.	Ezekiel Elliott (Dal.)	136	603	4.43	24	2

## DID YOU KNOW?

Of RB Gus Edwards' 137 rushing attempts in 2018, only 1 carry resulted in a loss for yards (-1 yard). His .7 "stuff" percentage was by far the NFL's top mark, with then-Jaguars RB TJ Yeldon's 2.9% ranking second (3 stuffs on 104 carries).

## ROOKIE RUNNERS

### NFL ROOKIE RUSHING YARDS (2018 Season)

Rk.	Rookie	Yards
1.	Saquon Barkley (NYG)	1,307
2.	Phillip Lindsay (Den.)	1,037
3.	Nick Chubb (Cle.)	996
4.	Sony Michel (NE)	931
5.	<b>Gus Edwards (Bal.)</b>	<b>718</b>



GUS EDWARDS



# BRANDON CARR NOTES

## A STANDOUT VET

CB Brandon Carr has posted 6 INTs as a Raven, tying (Eric Weddle) for the most over the past two-plus seasons (since 2017, when he arrived in Baltimore). His 133 career PD stand as the fifth most among active NFL players.

### BALTIMORE INTERCEPTIONS (Since Carr's 2017 Ravens Arrival)

Rk.	Player	INTs
1.	<b>Brandon Carr</b> .....	6
	Eric Weddle.....	6
3.	Marlon Humphrey .....	5
	Jimmy Smith .....	5
5.	C.J. Mosley .....	3



### MOST NFL PASSES DEFENSED (Since 2008 / Carr's First Season)

Rk.	Player	PD
1.	Johnathan Joseph (Hou.) ....	148
2.	D. Rodgers-Cromartie (Was.)...	146
3.	Tramon Williams (GB) .....	142
4.	<b>Brandon Carr (Bal.)</b> .....	134
5.	Aqib Talib (LAR).....	124



## WHAT A STARTING STREAK

CB Brandon Carr's 178-consecutive starts rank as the NFL's longest active streak among defensive players. They stand second overall among all NFL players.

### NFL CONSECUTIVE GAMES STARTED (Current NFL Streaks)

Rk.	Player	Games
1.	QB Philip Rivers (LAC).....	210
2.	<b>CB Brandon Carr (Bal.)</b> ....	178
3.	QB Matt Ryan (Atl.) .....	149
4.	OLB Ryan Kerrigan (Was.) ..	130
	QB Matthew Stafford (Det.)..	130

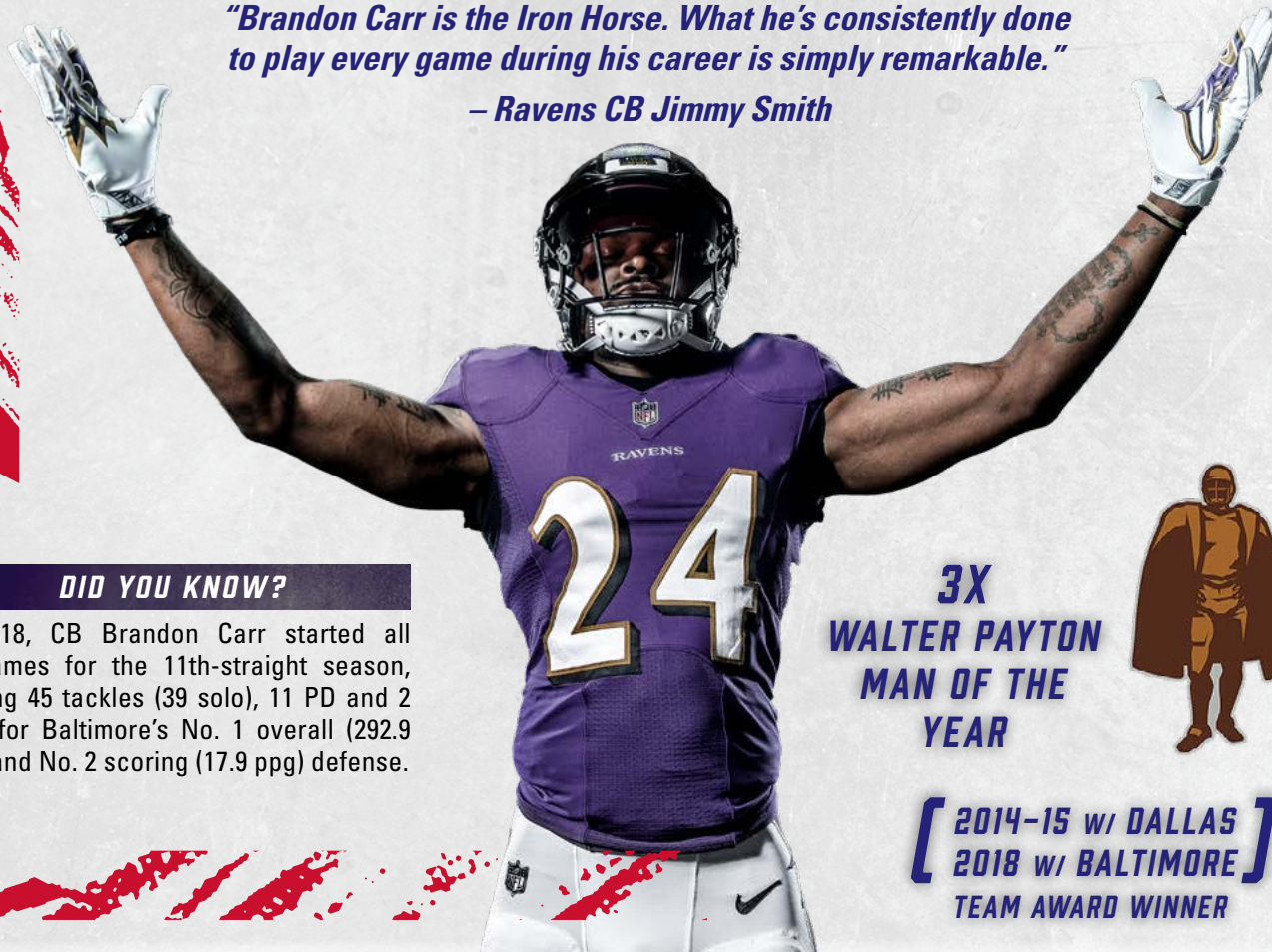
### MOST CAREER GAMES PLAYED (Active NFL Defenders)

Rk.	Player	Games
1.	Terrell Suggs (Ari.) .....	231
2.	Antoine Bethea (NYG).....	195
3.	Johnathan Joseph (Hou.)...	188
4.	Eric Weddle (LAR) .....	187
5.	Tramon Williams (GB) .....	185
6.	<b>Brandon Carr (Bal.)</b> .....	178
	Thomas Davis (LAC) .....	178

*"Brandon Carr is the Iron Horse. What he's consistently done to play every game during his career is simply remarkable."*

*— Ravens CB Jimmy Smith*

BRANDON CARR



## DID YOU KNOW?

In 2018, CB Brandon Carr started all 16 games for the 11th-straight season, posting 45 tackles (39 solo), 11 PD and 2 INTs for Baltimore's No. 1 overall (292.9 ypg) and No. 2 scoring (17.9 ppg) defense.

**3X  
WALTER PAYTON  
MAN OF THE  
YEAR**



**[ 2014-15 w/ DALLAS  
2018 w/ BALTIMORE ]  
TEAM AWARD WINNER**



# JUSTIN TUCKER NOTES

## TUCKER RANKS NO. 1

K Justin Tucker, the most accurate kicker ever, has hit 241 of 267 FGAs to post a 90.3% success mark. In 2018, he scored a franchise-record 141 points for the third-straight season, becoming the NFL's only kicker to surpass the 140 mark in each of the past three full years (2016-18).

### BEST CAREER FIELD GOAL PERCENTAGE (NFL History / Min. 100 Att.)

Rk.	Player	FGM	FGA	Pct.
1.	<b>Justin Tucker</b>	<b>241</b>	<b>267</b>	<b>90.3</b>
2.	Robbie Gould	363	415	87.5
3.	Stephen Gostkowski	372	426	87.3
4.	Wil Lutz	93	107	86.9
5.	Stephen Hauschka	243	281	86.5

**6X  
AFC ST  
PLAYER OF  
MONTH**

## TUCKER TIDBITS

- Since PATs were moved back to the 15-yard line in 2015, Tucker (141-of-142) has produced the NFL's best PAT percentage (99.3).
- Tucker's 92.6 career FG% when kicking on grass (138-of-149) ranks as the NFL's best of all time.
- Tucker's 93.6 career FG% in the second half/OT (117-of-125) ranks as the NFL's best second half/OT mark of all time.
- Tucker is a six-time AFC Special Teams Player of the Month, ranking three more than legends S Ed Reed & K Matt Stover for the most POM awards in Ravens history. (Tucker has also earned a team-record nine AFC Special Teams Player of the Week honors.)
- Tucker's 6 FGs on 12/16/13 at Detroit set a team record and a single-game NFL high in 2013. He became the first NFL kicker ever to connect from the 20-, 30-, 40-, 50- & 60-yard range in a game.

## TUCKER'S GAME-WINNERS

**13**

### CAREER GAME-WINNING FGs BY K JUSTIN TUCKER

- 2018: Week 11 vs. Cin., 24 yds
- 2016: Week 3 at Jax., 53 yds
- 2016: Week 2 at Cle., 49 yds
- 2015: Week 11 vs. STL, 47 yds
- 2015: Week 8 vs. SD, 39 yds
- 2015: Week 4 at Pit., 52 yds OT
- 2014: Week 3 at Cle., 32 yds
- 2013: Week 15 at Det., 61 yds
- 2013: Week 10 vs. Cin., 46 yds OT
- 2013: Week 5 at Mia., 44 yds
- 2012: Div. at Den., 47 yds 2OT
- 2012: Week 12 at SD, 38 yds OT
- 2012: Week 3 vs. NE, 27 yds

**JUSTIN TUCKER**

**3X  
FIRST-TEAM  
ALL-PRO**

**1X  
SECOND-TEAM  
ALL-PRO**

**2X  
PRO BOWLER**



Field Goals Made  
NFL's Most  
Since 2012



Points Scored  
NFL's Second  
Most Since 2012



Career FG Pct.  
Best Mark  
in NFL History



40-Plus-Yard FGs  
NFL's Most  
Since 2012



50-Plus-Yard FGs  
NFL's Most  
Since 2012



Career Games  
w/ Dual 50+ FGs Made  
(Most in NFL History)



# JUSTIN TUCKER NOTES

## TUCK'S CHART TALK

### MOST FIELD GOALS MADE / SINCE 2012

Rk.	Player (Team)	FGM
1.	<b>Justin Tucker (Bal.)</b>	<b>241</b>
2.	Stephen Gostkowski (NE)	231
3.	Stephen Hauschka (Buf.)	202
4.	Adam Vinatieri (Ind.)	196
5.	Matt Bryant (Atl.)	189

### MOST NFL POINTS / SINCE 2012

Rk.	Player (Team)	Points
1.	Stephen Gostkowski (NE)	1,053
2.	<b>Justin Tucker (Bal.)</b>	<b>974</b>
3.	Stephen Hauschka (Buf.)	866
4.	Adam Vinatieri (Ind.)	853
5.	Matt Prater (Det.)	847

### CONSECUTIVE FIELD GOALS MADE (All-Time NFL Streaks)

Rk.	Kicker (Years)	FGs Made
1.	Adam Vinatieri (2015-16)	44
2.	Mike Vanderjagt (2002-04)	42
3.	Gary Anderson (1997-98)	40
4.	Matt Stover (2005-06)	36
5.	<b>Justin Tucker (2015-16)</b>	<b>35</b>
	Adam Vinatieri (2013-14)	35

### BEST NFL FIELD GOAL PERCENTAGE (2016 Season)

Rk.	Player (Team)	FGM-FGA	Pct.
1.	<b>Justin Tucker (Bal.)</b>	<b>38-39</b>	<b>97.4</b>
2.	Matt Bryant (Atl.)	34-37	91.9
3.	Ryan Succop (Ten.)	22-24	91.7
4.	Stephen Hauschka (Sea.)	33-37	89.2
5.	Cairo Santos (KC)	31-35	88.6
6.	Two Players	27-31	87.1

### BEST FIELD GOAL PERCENTAGE / ROOKIES (NFL History)

Rk.	Player (Year)	FGM-FGA	Pct.
1.	Michael Badgley (2018)	15-16	93.8
2.	Blair Walsh (2012)	35-38	92.1
3.	<b>Justin Tucker (2012)</b>	<b>30-33</b>	<b>90.9</b>
4.	Harrison Butker (2017)	38-42	90.5
5.	Jason Sanders (2018)	18-20	90.0
6.	Two Players	n/a	88.9

### BEST FIELD GOAL PERCENTAGE (Ravens Single-Season History)

Rk.	Player (Year)	FGM-FGA	Pct.
1.	<b>Justin Tucker (2016)</b>	<b>38-39</b>	<b>97.4</b>
2.	Matt Stover (2006)	28-30	93.3
3.	<b>Justin Tucker (2013)</b>	<b>38-41</b>	<b>92.7</b>
4.	<b>Justin Tucker (2017)</b>	<b>34-37</b>	<b>91.9</b>
5.	<b>Justin Tucker (2012)</b>	<b>30-33</b>	<b>90.9</b>

(min. 16 att.)

## 2016: PERHAPS THE BEST SEASON EVER

- In 2016, All-Pro K Justin Tucker connected on 38 of 39 FGAs (lone miss was a block), posting the fifth-best pct. in NFL single-season history. In addition to making 35-straight FGs at one point (tied for fifth-best streak ever), here are facts about his remarkable season, arguably the best ever by a kicker:
- Tucker's 38 FGs made ranked No. 1 in the NFL. He was also 27-of-27 on PATs. An NFL single-season record 24 of Tucker's 38 FGs made in 2016 came from 40 yards or beyond.
- Tucker's 10 FGs of 50-plus yards are a Ravens' single-season record. They tie (Blair Walsh, 2012) for the most in NFL history. (Tucker was a perfect 10-for-10 from 50 yards and out during the 2016 season.)
- Tucker's 141 points ranked second in the league only behind Atlanta's Matt Bryant (158).
- In Week 12 of 2016 vs. Cincy, Tucker became just the ninth kicker in league history to make 3 FGs of 50-plus yards in a single game (52, 57 & 54). He is also the first kicker in NFL history to make 3 FGs of 50-plus yards in the first half of a game. (These feats earned him AFC ST POW honors.)

### BEST FG PERCENTAGE / NFL SINGLE-SEASON HISTORY

Rk.	Player (Team)	FGM	FGA	Pct.
1.	Gary Anderson (1998)	35	35	100.0
	Mike Vanderjagt (2003)	37	37	100.0
	Jeff Wilkins (2000)	17	17	100.0
	Tony Zendejas (1991)	17	17	100.0
5.	<b>Justin Tucker (2016)</b>	<b>38</b>	<b>39</b>	<b>97.4</b>

## TUCKER CAREER NUMBERS

Year	1-19	20-29	30-39	40-49	50+	Total	Pct.	LG	PAT	Pts
2012	0-0	8-8	8-8	10-13	4-4	30-33	90.9	56	42-42	132
2013	0-0	10-10	12-13	10-11	6-7	38-41	92.7	61	26-26	140
2014	0-0	10-10	11-11	4-4	4-9	29-34	85.3	55	42-42	129
2015	0-0	10-10	9-9	10-11	4-10	33-40	82.5	52	29-29	128
2016	0-0	4-4	10-11*	14-14	10-10	38-39*	97.4	57	27-27	141
2017	0-0	7-7	11-11	11-12	5-7	34-37	91.9	57	39-39	141
2018	0-0	12-12	9-9	9-11	5-7	35-39	89.7	56	36-37	141
2019	0-0	1-1	2-2	0-0	1-1	4-4	100.0	51	10-10	22
<b>Totals</b>	<b>0-0</b>	<b>62-62</b>	<b>72-74</b>	<b>68-76</b>	<b>39-55</b>	<b>241-267</b>	<b>90.3</b>	<b>61</b>	<b>251-252</b>	<b>974</b>

\* Lone miss in 2016 was a blocked kick.



## SIX SEASONS WITH 30 FGs

In 2018's Week 16 win at LAC, K Justin Tucker became the first kicker in NFL history to produce six seasons with 30-or-more FGs made. He made 35 FGs in 2018.

### MOST SEASONS WITH 30-PLUS FGs MADE / NFL HISTORY

Rk.	Kicker	Seasons
1.	<b>Justin Tucker (Bal.)</b>	<b>6</b>
2.	David Akers (Phi. & SF)	5
	John Carney (SD, NO & NYG)	5
	Stephen Gostkowski (NE)	5

**900 Points:** In 2018's Week 12 win vs. Oakland, Tucker became the fastest pure kicker in league history to reach the 900-point milestone, doing so in his 107th game. Of overall players, only Gino Cappelletti (a WR/PK combo from 1960-70) did it faster (106 games).



# SAM KOCH NOTES

## SAM IN THE 20

P Sam Koch is the Ravens' all-time leader in punts inside the 20 (387). In 2017, he posted a franchise-record 40 boots inside the 20, which ranked as the NFL's most.

### PUNTS INSIDE THE 20 (Ravens All-Time History)

Rk.	Player	In 20
1.	<b>Sam Koch</b>	<b>387</b>
2.	Kyle Richardson	128
3.	Dave Zastudil	89

### PUNTS INSIDE THE 20 (Ravens Single Seasons)

Rk.	Player (Year)	In 20
1.	<b>Sam Koch (2017)*</b>	<b>40</b>
2.	Sam Koch (2010)	39
	Kyle Richardson (1999)	39

\* In 2017, Koch's 40 punts in the 20 ranked No. 1 in the NFL.

## KOCH DOMINATED IN 2017

No punter in 2017 was more dominant at pinning opponents deep in their own territory than P Sam Koch.

### PUNTS INSIDE 20

1.	<b>Sam Koch</b>	<b>40</b>
2.	Chris Jones	34
3.	Two Players	33

### PUNTS INSIDE 10

1.	<b>Sam Koch</b>	<b>16</b>
2.	Marquette King	14
3.	Three Players	13

### PUNTS INSIDE 5

1.	Andy Lee	6
2.	<b>Sam Koch</b>	<b>5</b>
	Three Others	5

## RAVENS IRONMAN

### RAVENS CONSECUTIVE GAMES PLAYED / ALL-TIME STREAKS

Rk.	Player	Games	Years
1.	<b>Sam Koch</b>	<b>210</b>	<b>2006-present</b>
2.	Jarret Johnson	129	2003-11
3.	Joe Flacco	122	2008-15

### BALTIMORE RAVENS MOST ALL-TIME GAMES PLAYED

Rk.	Player	Games	Years
1.	Terrell Suggs	229	2003-2018
2.	Ray Lewis	228	1996-2012
3.	<b>Sam Koch</b>	<b>210</b>	<b>2006-present</b>
4.	Matt Stover	207	1996-2008
5.	Jonathan Ogden	177	1996-2007

### ESPN's Kevin Seifert on Koch's arsenal of punts:

*"Some are designed to hook toward the sideline with maximum hang time. Others use an intentionally low trajectory to aid coverage teams. He has a knuckler and one kick that drops, from the returner's perspective, roughly in the shape of the letter 'S.' He's debuted a 'boomerang' punt that does just what you would imagine it might. Most, but not all, of these punts are intended to discourage a clean catch and minimize the return. ... Sam Koch and the Ravens have introduced a new way to punt."*

## RAVENS ALL-TIME LEADER

P Sam Koch owns a 45.3 career gross average and 39.6 career net, both marks that rank first in Ravens history. In 2014, he posted a career-high and team-record 47.4-yard gross (matched again in 2018) and 43.3-yard net average.

### CAREER GROSS AVG. (Ravens History)

Rk.	Player	Avg.
1.	<b>Sam Koch</b>	<b>45.3</b>
2.	Greg Montgomery	43.2
3.	Dave Zastudil	41.6

### CAREER NET AVG. (Ravens History)

Rk.	Player	Avg.
1.	<b>Sam Koch</b>	<b>39.6</b>
2.	Greg Montgomery	37.2
3.	Kyle Richardson	35.4

## PINNING 'EM DEEP

Dating back to 2006, when he entered the NFL, P Sam Koch's 387 punts inside the 20 rank second in the NFL.


### NFL PUNTS INSIDE THE 20 / SINCE 2006

Rk.	Player	In 20
1.	Dustin Colquitt (KC)	415
2.	<b>Sam Koch (Bal.)</b>	<b>387</b>
3.	Andy Lee (Ari.)	368

1X  
PRO BOWLER

1X  
SECOND-TEAM  
ALL-PRO

SAM KOCH






# RAVENS IN OUR COMMUNITY


## RAVENS BOOKMOBILE VISIT AND SCHOOL SUPPLIES DISTRIBUTION

On Monday, Aug. 9, Ravens Cheerleaders, mascot Poe and members of the Ravens All-Community Team joined forces at Webster Kendrick Boys & Girls Club/Callaway Elementary School to distribute classroom supplies for teachers and faculty. In addition to school supply donations, students also received books from the Ravens Bookmobile. The Ravens Bookmobile, operated by the MD Book Bank, distributes free books to students in Baltimore City. This event continued the Ravens support of the Boys and Girls Club and the extension of this past summer's club renovation project. The teachers' supplies, coupled with new books for students, are a great way to kick off the new school year.



## COMMUNITY SHOWCASE

At each home game this season, the Ravens will welcome a charitable organization to be featured on RavensWalk at the Community Showcase booth. This feature allows local nonprofits opportunities to raise awareness and share their mission with passing fans. The 2019 organizations include: BARCS, Reading Partners Baltimore, American Cancer Society, Next One Up, Athletes Serving Athletes, MD Food Bank, Leveling the Playing Field and Special Olympics MD.



## 2019 RAVENS HONOR ROWS

For the 20th-consecutive year, the Baltimore Ravens, M&T Bank and the Governor's Office on Service and Volunteerism are honoring 15 of Maryland's premier youth service groups. Honorees demonstrated a commitment to serving their local community while establishing themselves as future leaders in Maryland. During each Ravens home game of the regular season, groups receive tickets to the game, a pre-game on-field visit and in-game recognition on the RavensVision boards.





# ALPHABETICAL ROSTER

As of Sept. 17

No.	Name	Pos.	Ht.	Wt.	Birthdate	Exp.	College	Hometown
50	Alaka, Otarō	ILB	6-3	239	5/18/96	R	Texas A&M	Houston, TX
89	Andrews, Mark	TE	6-4	256	9/6/95	2	Oklahoma	Scottsdale, AZ
34	Averett, Anthony	CB	5-11	184	11/30/94	2	Alabama	Woodbury, NJ
28	Bethel, Justin	CB	6-0	200	6/17/90	8	Presbyterian	Sumter, SC
49	Board, Chris	ILB	6-2	237	7/23/95	2	North Dakota State	Orlando, FL
54	Bowser, Tyus	OLB	6-3	242	5/23/95	3	Houston	Tyler, TX
80	Boykin, Miles	WR	6-4	220	10/12/96	R	Notre Dame	New Lenox, IL
86	Boyle, Nick	TE	6-4	270	2/17/93	5	Delaware	Sussex, NJ
77	Bozeman, Bradley	C	6-3	317	11/24/94	2	Alabama	Roanoke, AL
15	Brown, Marquise	WR	5-9	170	6/4/97	R	Oklahoma	Hollywood, FL
78	Brown Jr., Orlando	T	6-8	355	5/2/96	2	Oklahoma	Baltimore, MD
26	Canady, Maurice	CB	6-1	193	5/26/94	4	Virginia	Richmond, VA
24	Carr, Brandon	CB	6-0	210	5/19/86	12	Grand Valley State	Flint, MI
36	Clark, Chuck	S	6-0	205	4/19/95	3	Virginia Tech	Suffolk, VA
46	Cox, Morgan	LS	6-4	235	4/26/86	10	Tennessee	Collierville, TN
35	Edwards, Gus	RB	6-1	238	4/13/95	2	Rutgers	Staten Island, NY
32	Elliott, DeShon	S	6-0	210	4/21/97	2	Texas	Dallas, TX
45	Ferguson, Jaylon	OLB	6-5	270	12/14/95	R	Louisiana Tech	St. Francisville, LA
3	Griffin III, Robert	QB	6-2	213	2/12/90	7	Baylor	Copperas Cove, TX
43	Hill, Justice	RB	5-10	200	11/14/97	R	Oklahoma State	Tulsa, OK
44	Humphrey, Marlon	CB	6-0	197	7/8/96	3	Alabama	Hoover, AL
81	Hurst, Hayden	TE	6-4	260	8/24/93	2	South Carolina	Jacksonville, FL
74	Hurst, James	G/T	6-5	310	12/17/91	6	North Carolina	Plainfield, IN
21	Ingram II, Mark	RB	5-9	210	12/21/89	9	Alabama	Flint, MI
8	Jackson, Lamar	QB	6-2	212	1/7/97	2	Louisville	Pompano Beach, FL
23	Jefferson, Tony	S	5-11	211	1/27/92	7	Oklahoma	Chula Vista, CA
27	Jones, Cyrus	CB/RS	5-10	200	11/29/93	4	Alabama	Baltimore, MD
99	Judon, Matthew	OLB	6-3	261	8/15/92	4	Grand Valley State	West Bloomfield, MI
4	Koch, Sam	P	6-1	222	8/13/82	14	Nebraska	Seward, NE
41	Levine Sr., Anthony	DB/LB	5-11	207	3/27/87	8	Tennessee State	Abbeville, LA
94	Mack, Daylon	DT	6-1	340	2/23/97	R	Texas A&M	Gladewater, TX
90	McPhee, Pernell	OLB	6-3	269	12/17/88	9	Mississippi State	Pahokee, FL
7	McSorley, Trace	QB	6-0	202	8/23/95	R	Penn State	Ashburn, VA
65	Mekari, Patrick	G	6-4	308	8/13/97	R	Cal-Berkeley	Westlake Village, CA
10	Moore, Chris	WR/RS	6-1	200	6/16/93	4	Cincinnati	Tampa, FL
48	Onwuasor, Patrick	ILB	6-0	227	8/22/92	4	Portland State	Inglewood, CA
97	Pierce, Michael	DT	6-0	345	11/6/92	4	Samford	Daphne, AL
72	Powers, Ben	G	6-4	310	10/29/96	R	Oklahoma	Wichita, KS
42	Ricard, Patrick	FB/DL	6-3	303	5/27/94	3	Maine	Spencer, MA
11	Roberts, Seth	WR	6-2	195	2/22/91	5	West Alabama	McClay, FL
12	Scott, Jaleel	WR	6-5	210	2/23/95	2	New Mexico State	Rock Hill, SC
68	Skura, Matt	G/C	6-3	313	2/17/93	3	Duke	Columbus, OH
22	Smith, Jimmy	CB	6-2	210	7/26/88	9	Colorado	Colton, CA
83	Snead IV, Willie	WR/RS	5-11	200	10/17/92	5	Ball State	Muskegon, MI
79	Stanley, Ronnie	T	6-6	315	3/18/94	4	Notre Dame	Las Vegas, NV
29	Thomas III, Earl	S	5-10	220	5/7/89	10	Texas	Orange, TX
31	Trawick, Brynden	S	6-2	225	10/23/89	7	Troy	Marietta, GA
9	Tucker, Justin	K	6-1	183	11/21/89	8	Texas	Austin, TX
98	Williams, Brandon	DT	6-1	336	2/21/89	7	Missouri Southern St.	Kirkwood, MO
56	Williams, Tim	OLB	6-3	252	11/12/93	3	Alabama	Baton Rouge, LA
93	Wormley, Chris	DE	6-5	300	10/25/93	3	Michigan	Toledo, OH
73	Yanda, Marshal	G/T	6-3	305	9/15/84	13	Iowa	Anamosa, IA
40	Young, Kenny	ILB	6-1	234	11/15/94	2	UCLA	Boutte, LA

## Practice Squad

51	Adeoye, Aaron	OLB	6-6	250	8/26/93	R	Southeast Missouri St.	Marion, IL
33	Bonds, Terrell	CB	5-8	182	7/22/96	R	Tennessee State	Miami, FL
92	Coley, Trevon	DT	6-1	310	7/13/94	3	Florida Atlantic	Miramar, FL
70	Ehinger, Parker	G	6-6	310	12/30/92	2	Cincinnati	Rockford, MI
49	Ezeala, Christopher (IPP)	FB	5-11	248	9/19/95	1	German FB League	Munich, Germany
61	Prince, R.J.	G	6-6	320	4/19/95	1	North Carolina	Albemarle, NC
85	Scarff, Charles	TE	6-5	249	5/3/96	R	Delaware	Lancaster, PA
95	Sieler, Zach	DT	6-6	301	9/7/95	2	Ferris State	Pinckney, MI
38	Thompson, Mark	RB	6-1	235	12/9/94	1	Florida	Cheltenham, PA
47	Turner, De'Lance	RB	5-11	214	8/23/95	2	Alcorn State	McClain, MS
84	Wesley, Antoine	WR	6-4	206	10/22/97	R	Texas Tech	Las Vegas, NV

## Reserve/Injured

60	Crecelius, Randin	G/T	6-5	300	8/5/96	1	Portland State	Lake Stevens, WA
37	Marshall, Iman	CB	6-1	210	2/27/97	R	Southern California	Long Beach, CA
46	Smithson, Fish	DB	5-11	196	3/18/94	1	Kansas	Baltimore, MD
25	Young, Tavon	CB	5-9	185	3/14/94	4	Temple	Oxon Hill, MD



# NUMERICAL ROSTER

As of Sept. 17

									----- 2019 Games -----			
No.	Name	Pos.	Ht.	Wt.	Birthdate	Exp.	College	How Acq.	P	S	DNP	INA
3	Robert Griffin III	QB	6-2	213	2/12/90	7	Baylor	FA '18	1	0	1	0
4	Sam Koch	P	6-1	222	8/13/82	14	Nebraska	D6a '06	2	0	0	0
7	Trace McSorley	QB	6-0	202	8/23/95	R	Penn State	D6 '19	0	0	0	2
8	Lamar Jackson	QB	6-2	212	1/7/97	2	Louisville	D1b '18	2	2	0	0
9	Justin Tucker	K	6-1	183	11/21/89	8	Texas	FA '12	2	0	0	0
10	Chris Moore	WR/RS	6-1	200	6/16/93	4	Cincinnati	D4b '16	2	0	0	0
11	Seth Roberts	WR	6-2	195	2/22/91	5	West Alabama	FA '19	2	0	0	0
12	Jaleel Scott	WR	6-5	210	2/23/95	2	New Mexico State	D4c '18	0	0	0	2
15	Marquise Brown	WR	5-9	170	6/4/97	R	Oklahoma	D1 '19	2	2	0	0
21	Mark Ingram II	RB	5-9	210	12/21/89	9	Alabama	UFA (NO) '19	2	2	0	0
22	Jimmy Smith	CB	6-2	210	7/26/88	9	Colorado	D1 '11	1	1	0	1
23	Tony Jefferson	S	5-11	211	1/27/92	7	Oklahoma	UFA (ARI) '17	2	2	0	0
24	Brandon Carr	CB	6-0	210	5/19/86	12	Grand Valley State	UFA (DAL) '17	2	2	0	0
26	Maurice Canady	CB	6-1	193	5/26/94	4	Virginia	D6b '16	0	0	0	0
27	Cyrus Jones	CB/RS	5-10	200	11/29/93	4	Alabama	WAV (NE) '18	2	1	0	0
28	Justin Bethel	CB	6-0	200	6/17/90	8	Presbyterian	UFA (ATL) '19	2	0	0	0
29	Earl Thomas III	S	5-10	220	5/7/89	10	Texas	UFA (SEA) '19	2	2	0	0
31	Brynden Trawick	S	6-2	225	10/23/89	7	Troy	FA '19	2	0	0	0
32	DeShon Elliott	S	6-1	210	4/21/97	2	Texas	D6a '18	2	0	0	0
34	Anthony Averett	CB	5-11	184	11/30/94	2	Alabama	D4a '18	2	1	0	0
35	Gus Edwards	RB	6-1	238	4/13/95	2	Rutgers	FA '18	2	0	0	0
36	Chuck Clark	S	6-0	205	4/19/95	3	Virginia Tech	D6 '17	2	0	0	0
40	Kenny Young	ILB	6-1	234	11/15/94	2	UCLA	D4b '18	2	1	0	0
41	Anthony Levine Sr.	DB/LB	5-11	207	3/27/87	8	Tennessee State	FA '12	2	0	0	0
42	Patrick Ricard	FB/DL	6-3	303	5/27/94	3	Maine	FA '17	2	1	0	0
43	Justice Hill	RB	5-10	200	11/14/97	R	Oklahoma State	D4a '19	2	0	0	0
44	Marlon Humphrey	CB	6-0	197	7/8/96	3	Alabama	D1 '17	2	1	0	0
45	Jaylon Ferguson	OLB	6-5	270	12/14/95	R	Louisiana Tech	D3a '19	0	0	0	2
46	Morgan Cox	LS	6-4	235	4/26/86	10	Tennessee	FA '10	2	0	0	0
48	Patrick Onwuasor	ILB	6-0	227	8/22/92	4	Portland State	FA '16	2	2	0	0
49	Chris Board	ILB	6-2	237	7/23/95	2	North Dakota State	FA '18	2	0	0	0
50	Otaro Alaka	ILB	6-3	239	5/18/96	R	Texas A&M	FA '19	0	0	0	2
54	Tyus Bowser	OLB	6-3	242	5/23/95	3	Houston	D2 '17	2	0	0	0
56	Tim Williams	OLB	6-3	252	11/12/93	3	Alabama	D3b '17	2	0	0	0
65	Patrick Mekari	G	6-4	308	8/13/97	R	Cal-Berkeley	FA '19	1	0	1	0
68	Matt Skura	G/C	6-3	313	2/17/93	3	Duke	FA '16	2	2	0	0
72	Ben Powers	G	6-4	310	10/29/96	R	Oklahoma	D4b '19	0	0	0	2
73	Marshal Yanda	G/T	6-3	305	9/15/84	13	Iowa	D3b '07	2	2	0	0
74	James Hurst	G/T	6-5	310	12/17/91	6	North Carolina	FA '14	2	0	0	0
77	Bradley Bozeman	C	6-5	317	11/24/94	2	Alabama	D6c '18	2	2	0	0
78	Orlando Brown Jr.	T	6-8	355	5/2/96	2	Oklahoma	D3a '18	2	2	0	0
79	Ronnie Stanley	T	6-6	315	3/18/94	4	Notre Dame	D1 '16	2	2	0	0
80	Miles Boykin	WR	6-4	220	10/12/96	R	Notre Dame	D3b '19	2	2	0	0
81	Hayden Hurst	TE	6-4	260	8/24/93	2	South Carolina	D1a '18	2	0	0	0
83	Willie Snead IV	WR/RS	5-11	200	10/17/92	5	Ball State	RFA (NO) '18	2	1	0	0
86	Nick Boyle	TE	6-4	270	2/17/93	5	Delaware	D5a '15	2	2	0	0
89	Mark Andrews	TE	6-5	256	9/6/95	2	Oklahoma	D3b '18	2	0	0	0
90	Pernell McPhee	OLB	6-3	269	12/17/88	9	Mississippi State	UFA (WAS) '19	2	2	0	0
93	Chris Wormley	DE	6-5	300	10/25/93	3	Michigan	D3a '17	2	1	0	0
94	Daylon Mack	DT	6-1	340	2/23/97	R	Texas A&M	D5 '19	0	0	0	2
97	Michael Pierce	DT	6-0	345	11/6/92	4	Samford	FA '16	2	2	0	0
98	Brandon Williams	DT	6-1	336	2/21/89	7	Missouri Southern St.	D3 '13	2	2	0	0
99	Matthew Judon	OLB	6-3	261	8/15/92	4	Grand Valley State	D5 '16	2	2	0	0
<b>Practice Squad</b>												
33	Terrell Bonds	CB	5-8	182	7/22/96	R	Tennessee State	FA '19	0	0	0	0
38	Mark Thompson	RB	6-1	235	12/9/94	1	Florida	FA '19	0	0	0	0
47	De'Lance Turner	RB	5-11	214	8/23/95	2	Alcorn State	FA '18	0	0	0	0
49	Christopher Ezeala (IPP)	FB	5-11	248	9/19/95	1	German FB League	IPP '18	0	0	0	0
51	Aaron Adeoye	OLB	6-6	250	8/26/93	R	Southeast Missouri St.	FA '19	0	0	0	0
61	R.J. Prince	G	6-6	320	4/19/95	1	North Carolina	FA '19	0	0	0	0
70	Parker Ehinger	G	6-6	310	12/30/92	2	Cincinnati	FA '19	0	0	0	0
84	Antoine Wesley	WR	6-4	206	10/22/97	R	Texas Tech	FA '19	0	0	0	0
85	Charles Scarff	TE	6-5	249	5/3/96	R	Delaware	FA '19	0	0	0	0
92	Trevon Coley	DT	6-1	310	7/13/94	3	Florida Atlantic	FA '19	0	0	0	0
95	Zach Sieler	DT	6-6	301	9/7/95	2	Ferris State	D7 '18	0	0	0	0
<b>Reserve/Injured</b>												
25	Tavon Young	CB	5-9	185	3/14/94	4	Temple	D4a '16	0	0	0	0
37	Iman Marshall	CB	6-1	210	2/27/97	R	Southern California	D4c '19	0	0	0	0
46	Fish Smithson	DB	5-11	196	3/18/94	1	Kansas	FA '19	0	0	0	0
60	Randin Crecelius	G/T	6-5	300	8/5/96	1	Portland State	FA '18	0	0	0	0



# POSITIONAL ROSTER

As of Sept. 17

## QUARTERBACKS

3	Robert Griffin III	QB
7	Trace McSorley	QB
8	Lamar Jackson	QB

## WIDE RECEIVERS

10	Chris Moore	WR/RS
11	Seth Roberts	WR
12	Jaleel Scott	WR
15	Marquise Brown	WR
80	Miles Boykin	WR
83	Willie Snead IV	WR/RS

## RUNNING BACKS

21	Mark Ingram II	RB
35	Gus Edwards	RB
42	Patrick Ricard	FB/DL
43	Justice Hill	RB

## TIGHT ENDS

81	Hayden Hurst	TE
86	Nick Boyle	TE
89	Mark Andrews	TE

## OFFENSIVE LINE

65	Patrick Mekari	G
68	Matt Skura	G/C
72	Ben Powers	G
73	Marshal Yanda	G/T
74	James Hurst	G/T
77	Bradley Bozeman	C
78	Orlando Brown Jr.	T
79	Ronnie Stanley	T

## SECONDARY

22	Jimmy Smith	CB
23	Tony Jefferson	S
24	Brandon Carr	CB
26	Maurice Canady	CB
27	Cyrus Jones	CB/RS
28	Justin Bethel	CB
29	Earl Thomas III	S
31	Brynden Trawick	S
32	DeShon Elliott	S
34	Anthony Averett	CB
36	Chuck Clark	S
41	Anthony Levine Sr.	DB/LB
44	Marlon Humphrey	CB

## LINEBACKERS

40	Kenny Young	ILB
45	Jaylon Ferguson	OLB
48	Patrick Onwuasor	ILB
49	Chris Board	ILB
50	Otaro Alaka	ILB
54	Tyus Bowser	OLB
56	Tim Williams	OLB
90	Pernell McPhee	OLB
99	Matthew Judon	OLB

## DEFENSIVE LINE

42	Patrick Ricard	FB/DL
93	Chris Wormley	DE
94	Daylon Mack	DT
97	Michael Pierce	DT
98	Brandon Williams	DT

## SPECIALISTS

4	Sam Koch	P
9	Justin Tucker	K
46	Morgan Cox	LS

## PRACTICE SQUAD

33	Terrell Bonds	CB
38	Mark Thompson	RB
47	De'Lance Turner	RB
49	Christopher Ezeala (IPP)	FB
51	Aaron Adeoye	OLB
61	R.J. Prince	G
70	Parker Ehinger	G
84	Antoine Wesley	WR
85	Charles Scarff	TE
92	Trevon Coley	DT
95	Zach Sieler	DT

## RESERVE/INJURED

25	Tavon Young	CB
37	Iman Marshall	CB
46	Fish Smithson	DB
60	Randin Crecelius	G/T

## 2019 COACHING STAFF

John Harbaugh	Head Coach
Don Martindale	Defensive Coordinator
Greg Roman	Offensive Coordinator
David Culley	Asst. Head Coach/Pass Coord./WRs
Richard Angulo	Assistant Offensive Line Coach
Andy Bischoff	Assistant Tight Ends Coach
Randy Brown	Assistant Special Teams Coach
Joe Cullen	Defensive Line Coach
Joe D'Alessandris	Offensive Line Coach
Bobby Engram	Tight Ends Coach
Chris Hewitt	Defensive Backs Coach

Chris Horton	Special Teams Coach
Sterling Lucas	Defensive Assistant/Linebackers
Mike Macdonald	Linebackers Coach
Jesse Minter	Assistant Defensive Backs Coach
Steve Saunders	Head Strength & Conditioning Coach
James Urban	Quarterbacks Coach
Craig Ver Steeg	Senior Assistant/Running Backs
Anthony Watson	Asst. Strength & Conditioning Coach
Matt Weiss	Running Backs Coach
T.J. Weist	Assistant Special Teams Coach
Drew Wilkins	Assistant Defensive Line & OLBs



# DEPTH CHART

*Compiled by Ravens PR staff on Sept. 17*

## OFFENSE

WR	<u>15</u>	<u>Marquise Brown</u>	- or -	83	Willie Snead IV	10	Chris Moore
WR	<u>80</u>	<u>Miles Boykin</u>	- or -	11	Seth Roberts	12	Jaleel Scott
LT	79	Ronnie Stanley		74	James Hurst		
LG	77	Bradley Bozeman		<u>65</u>	<u>Patrick Mekari</u>	<u>72</u>	<u>Ben Powers</u>
C	68	Matt Skura		77	Bradley Bozeman	<u>65</u>	<u>Patrick Mekari</u>
RG	73	Marshal Yanda		74	James Hurst		
RT	78	Orlando Brown Jr.		74	James Hurst		
TE	86	Nick Boyle		89	Mark Andrews	81	Hayden Hurst
QB	8	Lamar Jackson		3	Robert Griffin III	<u>7</u>	<u>Trace McSorley</u>
FB	42	Patrick Ricard					
RB	21	Mark Ingram II		35	Gus Edwards	<u>43</u>	<u>Justice Hill</u>

## DEFENSE

DT	98	Brandon Williams		42	Patrick Ricard		
NT	97	Michael Pierce		<u>94</u>	<u>Daylon Mack</u>		
DE	93	Chris Wormley		42	Patrick Ricard		
RUSH	90	Pernell McPhee		56	Tim Williams	<u>45</u>	<u>Jaylon Ferguson</u>
MLB	48	Patrick Onwuasor		<u>50</u>	<u>Otaro Alaka</u>		
WLB	40	Kenny Young	- or -	49	Chris Board		
SAM	99	Matthew Judon		54	Tyus Bowser		
LCB	44	Marlon Humphrey	- or -	24	Brandon Carr	26	Maurice Canady
SS	23	Tony Jefferson		41	Anthony Levine Sr.	31	Brynden Trawick
FS	29	Earl Thomas III		36	Chuck Clark	32	DeShon Elliott
RCB	22	Jimmy Smith*		34	Anthony Averett	27	Cyrus Jones
						28	Justin Bethel

## SPECIAL TEAMS

P	4	Sam Koch					
K	9	Justin Tucker					
H	4	Sam Koch					
LS	46	Morgan Cox					
KOR	<u>43</u>	<u>Justice Hill</u>		10	Chris Moore	83	Willie Snead IV
PR	27	Cyrus Jones		83	Willie Snead IV	<u>15</u>	<u>Marquise Brown</u>

All Rookies Underlined \* Missed Last Week's Game Due to Injury

## PRONUNCIATIONS

**PLAYERS:** Aaron Adeoye (uh-DAY-oh-yay); Maurice Canady (CAN-uh-dee); Chris Ezeala (eh-ZAH-lah); Sam Koch (Cook); Anthony Levine Sr. (luh-VEEN); Patrick Mekari (muh-CARE-ee); Patrick Onwuasor (oh-WAH-so); Zach Sieler (SEE-ler); Matt Skura (SKUR-uh); Antoine Wesley (AN-twon); Marshal Yanda (YAWN-da)

**COACHES:** Richard Angulo (an-GOO-low); Andy Bischoff (BISH-off); Joe D'Alessandris (dell-ah-SAN-dress); Craig Ver Steeg (ver-STEGG); T.J. Weist (WEEST)



# HOW 2019 RAVENS WERE BUILT

## BY YEAR SIGNED

YEAR	PLAYER	ACQ.
2006	P Sam Koch	D6a
2007	G/T Marshal Yanda	D3b
2010	LS Morgan Cox	RFA
2011	CB Jimmy Smith	D1
2012	DB/LB Anthony Levine Sr.	FA
	K Justin Tucker	RFA
2013	DT Brandon Williams	D3
2014	G/T James Hurst	RFA
2015	TE Nick Boyle	D5a
2016	CB Maurice Canady	D6b
	OLB Matthew Judon	D5
	WR/RS Chris Moore	D4b
	ILB Patrick Onwuasor	RFA
	DT Michael Pierce	RFA
	G/C Matt Skura	FA
	T Ronnie Stanley	D1
	<i>CB Tavon Young [Injured Reserve]</i>	<i>D4a</i>
2017	OLB Tyus Bowser	D2
	CB Brandon Carr	UFA (Dal.)
	S Chuck Clark	D6
	CB Marlon Humphrey	D1
	S Tony Jefferson	UFA (Ari.)
	FB/DL Patrick Ricard	RFA
	OLB Tim Williams	D3b
	DE Chris Wormley	D3a
2018	TE Mark Andrews	D3b
	CB Anthony Averett	D4a
	ILB Chris Board	RFA
	C Bradley Bozeman	D6c
	T Orlando Brown Jr.	D3a
	<i>G/T Randin Crecelius [Injured Reserve]</i>	<i>RFA</i>
	RB Gus Edwards	RFA
	S DeShon Elliott	D6a
	QB Robert Griffin III	FA
	TE Hayden Hurst	D1a
	QB Lamar Jackson	D1b
	CB/RS Cyrus Jones	WAV (NE)
	WR Jaleel Scott	D4c
	WR Willie Snead IV	Rest. FA (NO)
	ILB Kenny Young	D4b
2019	ILB Otar Alaka	RFA
	CB Justin Bethel	UFA (Atl.)
	WR Miles Boykin	D3b
	WR Marquise Brown	D1
	OLB Jalyon Ferguson	D3a
	RB Justice Hill	D4a
	RB Mark Ingram II	UFA (NO)
	DT Daylon Mack	D5
	<i>CB Iman Marshall [Injured Reserve]</i>	<i>D4c</i>
	OLB Pernell McPhee	UFA (Was.)
	QB Trace McSorley	D6
	G Patrick Mekari	RFA
	G Ben Powers	D4b
	WR Seth Roberts	FA
	<i>DB Fish Smithson [Injured Reserve]</i>	<i>FA</i>
	S Earl Thomas III	UFA (Sea.)
	S Brynden Trawick	FA

## BY DRAFT ROUND

1st ROUND (9)	TEAM	YEAR
S Earl Thomas III	Seattle	2010 (14th)
CB Jimmy Smith	Baltimore	2011 (27th)
RB Mark Ingram II	New Orleans	2011 (28th)
QB Robert Griffin III	Washington	2012 (2nd)
T Ronnie Stanley	Baltimore	2016 (6th)
CB Marlon Humphrey	Baltimore	2017 (16th)
TE Hayden Hurst	Baltimore	2018 (25th)
QB Lamar Jackson	Baltimore	2018 (32nd)
WR Marquise Brown	Baltimore	2019 (25th)
2nd ROUND (2)		
CB/RS Cyrus Jones	New England	2016
OLB Tyus Bowser	Baltimore	2017
3rd ROUND (8)		
G/T Marshal Yanda	Baltimore	2007
DT Brandon Williams	Baltimore	2013
OLB Tim Williams	Baltimore	2017
DE Chris Wormley	Baltimore	2017
TE Mark Andrews	Baltimore	2018
T Orlando Brown Jr.	Baltimore	2018
OLB Jalyon Ferguson	Baltimore	2019
WR Miles Boykin	Baltimore	2019
4th ROUND (8)		
WR/RS Chris Moore	Baltimore	2016
<i>CB Tavon Young [Injured Reserve]</i>	<i>Baltimore</i>	<i>2016</i>
CB Anthony Averett	Baltimore	2018
WR Jaleel Scott	Baltimore	2018
ILB Kenny Young	Baltimore	2018
RB Justice Hill	Baltimore	2019
G Ben Powers	Baltimore	2019
<i>CB Iman Marshall [Injured Reserve]</i>	<i>Baltimore</i>	<i>2019</i>
5th ROUND (5)		
CB Brandon Carr	Kansas City	2008
OLB Pernell McPhee	Baltimore	2011
TE Nick Boyle	Baltimore	2015
OLB Matthew Judon	Baltimore	2016
DT Daylon Mack	Baltimore	2019
6th ROUND (7)		
P Sam Koch	Baltimore	2006
CB Justin Bethel	Arizona	2012
CB Maurice Canady	Baltimore	2016
S Chuck Clark	Baltimore	2017
C Bradley Bozeman	Baltimore	2018
S DeShon Elliott	Baltimore	2018
QB Trace McSorley	Baltimore	2019
UNDRAFTED (18)		
LS Morgan Cox	Baltimore	2010
DB/LB Anthony Levine Sr.	Green Bay	2010
K Justin Tucker	Baltimore	2012
S Tony Jefferson	Arizona	2013
S Brynden Trawick	Baltimore	2013
G/T James Hurst	Baltimore	2014
WR Seth Roberts	Oakland	2014
WR Willie Snead IV	Cleveland	2014
ILB Patrick Onwuasor	Baltimore	2016
DT Michael Pierce	Baltimore	2016
G/C Matt Skura	Baltimore	2016
FB/DL Patrick Ricard	Baltimore	2017
<i>DB Fish Smithson [Injured Reserve]</i>	<i>Washington</i>	<i>2017</i>
ILB Chris Board	Baltimore	2018
<i>G/T Randin Crecelius [Injured Reserve]</i>	<i>Baltimore</i>	<i>2018</i>
RB Gus Edwards	Baltimore	2018
ILB Otar Alaka	Baltimore	2019
G Patrick Mekari	Baltimore	2019

FA - Free Agent    UFA - Unrestricted Free Agent    RFA - Rookie Free Agent    WAV - Waivers



# PARTICIPATION CHART

Player	REGULAR SEASON															TOTALS				
	9/8 @ Mia.	9/15 vs. Ari.	9/22 @ KC	9/29 vs. Cle.	10/6 @ Pit.	10/13 vs. Cin.	10/20 @ Sea.	11/3 vs. NE	11/10 @ Cin.	11/17 vs. Hou.	11/25 @ LAR	12/1 vs. SF	12/8 @ Buf.	12/12 vs. NYJ	12/22 @ Cle.	12/29 vs. Pit.	GAMES PLAYED	GAMES STARTED	DID NOT PLAY	INACTIVE
Adeoye, Aaron	PS	PS															0	0	0	0
Alaka, Otaru	INA	INA															0	0	0	2
Andrews, Mark	X	X															2	0	0	0
Averett, Anthony	X	CB															2	1	0	0
Bethel, Justin	X	X															2	0	0	0
Board, Chris	X	X															2	0	0	0
Bonds, Terrell	NOR	PS															0	0	0	0
Bowser, Tyus	X	X															2	0	0	0
Boykin, Miles	WR	WR															2	2	0	0
Boyle, Nick	TE	TE															2	2	0	0
Bozeman, Bradley	LG	LG															2	2	0	0
Brown, Marquise	WR	WR															2	2	0	0
Brown Jr., Orlando	RT	RT															2	2	0	0
Canady, Maurice	PS	X															1	0	0	0
Carr, Brandon	LCB	RCB															2	2	0	0
Clark, Chuck	X	X															2	0	0	0
Coley, Trevon	PS	PS															0	0	0	0
Cox, Morgan	X	X															2	0	0	0
Crecelius, Randin	IR	IR															0	0	0	0
Edwards, Gus	X	X															2	0	0	0
Elliott, DeShon	X	X															2	0	0	0
Ezeala, Christopher	PS	PS															0	0	0	0
Ferguson, Jaylon	INA	INA															0	0	0	2
Griffin III, Robert	X	DNP															1	0	1	0
Hill, Justice	X	X															2	0	0	0
Humphrey, Marlon	X	LCB															2	1	0	0
Hurst, Hayden	X	X															2	0	0	0
Hurst, James	X	X															2	0	0	0
Ingram II, Mark	RB	RB															2	2	0	0
Jackson, Lamar	QB	QB															2	2	0	0
Jefferson, Tony	SS	SS															2	2	0	0
Jones, Alvin	IR	NOR															0	0	0	0
Jones, Cyrus	X	CB															2	1	0	0
Judon, Matthew	SLB	SAM															2	2	0	0
Koch, Sam	X	X															2	0	0	0
Levine Sr., Anthony	X	X															2	0	0	0
Mack, Daylon	INA	INA															0	0	0	2
Marshall, Iman	IR	IR															0	0	0	0
McPhee, Pernell	RUSH	DE															2	2	0	0
McSorley, Trace	INA	INA															0	0	0	2
Mekari, Patrick	X	DNP															1	0	1	0
Modster, Sean	PS	NOR															0	0	0	0
Moore, Chris	X	X															2	0	0	0
Onwuasor, Patrick	MLB	MLB															2	2	0	0
Payne, Donald	PS	NOR															0	0	0	0
Pierce, Michael	NT	NT															2	2	0	0
Powers, Ben	INA	INA															0	0	0	2
Prince, R.J.	PS	PS															0	0	0	0
Ricard, Patrick	FB	X															2	1	0	0
Roberts, Seth	X	X															2	0	0	0
Scarff, Charles	PS	PS															0	0	0	0
Scott, Jaleel	INA	INA															0	0	0	2
Senat, Greg	INA	NOR															0	0	0	1
Sieler, Zach	PS	PS															0	0	0	0
Skura, Matt	C	C															2	2	0	0
Smith, Jimmy	RCB	INA															1	1	0	1
Smithson, Fish	IR	IR															0	0	0	0
Snead IV, Willie	X	WR															2	1	0	0
Stanley, Ronnie	LT	LT															2	2	0	0
Thomas III, Earl	FS	FS															2	2	0	0
Thompson, Mark	NOR	PS															0	0	0	0
Trawick, Brynden	X	X															2	0	0	0
Tucker, Justin	X	X															2	0	0	0
Turner, De'Lance	PS	PS															0	0	0	0
Wesley, Antoine	PS	PS															0	0	0	0
Williams, Brandon	DT	DT															2	2	0	0
Williams, Tim	X	X															2	0	0	0
Wormley, Chris	DE	X															2	1	0	0
Yanda, Marshal	RG	RG															2	2	0	0
Young, Kenny	WLB	X															2	1	0	0
Young, Tavon	IR	IR															0	0	0	0

Position in Caps = Starter; X = Played/Substituted; IR = Injured Reserve; NOR = Not on Roster; PS = Practice Squad



# 2019 GAME-BY-GAME STARTERS

## OFFENSE

GAME	WR	LT	LG	C	RG	RT	TE	WR	QB	RB	FB	OTHER
Sept. 8 at Miami	<b>M. Brown</b>	Stanley	Bozeman	Skura	Yanda	O. Brown	Boyle	<b>M. Boykin</b>	Jackson	Ingram II	Ricard	n/a
Sept. 15 vs. Arizona	M. Brown	Stanley	Bozeman	Skura	Yanda	O. Brown	Boyle	M. Boykin	Jackson	Ingram II	n/a	Snead IV (WR)
Sept. 22 at Kansas City												
Sept. 29 vs. Cleveland												
Oct. 6 at Pittsburgh												
Oct. 13 vs. Cincinnati												
Oct. 20 at Seattle												
Nov. 3 vs. New England												
Nov. 10 at Cincinnati												
Nov. 17 vs. Houston												
Nov. 25 at LA Rams												
Dec. 1 vs. San Francisco												
Dec. 8 at Buffalo												
Dec. 12 vs. NY Jets												
Dec. 22 at Cleveland												
Dec. 29 vs. Pittsburgh												

## DEFENSE

GAME	NT	DE	DT	SAM	MIKE	WILL	RUSH	RCB	LCB	SS	FS	OTHER
Sept. 8 at Miami	Pierce	Wormley	Williams	Judon	Onwuasor	K. Young	McPhee	Smith	Carr	Jefferson	Thomas III	n/a
Sept. 15 vs. Arizona	Pierce	n/a	Williams	Judon	Onwuasor	Jones (DB)	McPhee	Carr	Humphrey	Jefferson	Thomas III	<b>Averett (DB)</b>
Sept. 22 at Kansas City												
Sept. 29 vs. Cleveland												
Oct. 6 at Pittsburgh												
Oct. 13 vs. Cincinnati												
Oct. 20 at Seattle												
Nov. 3 vs. New England												
Nov. 10 at Cincinnati												
Nov. 17 vs. Houston												
Nov. 25 at LA Rams												
Dec. 1 vs. San Francisco												
Dec. 8 at Buffalo												
Dec. 12 vs. NY Jets												
Dec. 22 at Cleveland												
Dec. 29 vs. Pittsburgh												

**Bold denotes first NFL start**



# 2019 TRANSACTIONS

- **Jan: 2:** Signed **LB Ejuan Price** and **LB Matthew Thomas** to Reserve/Future contacts.
- **Jan. 7:** Signed **G Kofi Amichia** to a Reserve/Future contact; Re-signed T Randin Crecelius, DB Robertson Daniel, RB Tyler Ervin, FB Christopher Ezeala, DB Bennett Jackson, LB Alvin Jones and TE Nick Keizer to Reserve/Future contracts.
- **Feb. 19:** Signed CB Tavon Young to a three-year contract extension.
- **Feb. 25:** Terminated the contract of vested veteran WR Michael Crabtree.
- **March 1:** Waived RB Alex Collins.
- **March 6:** Terminated the contract of vested veteran S Eric Weddle.
- **March 7:** Re-signed TE Nick Boyle, who was scheduled to become an unrestricted free agent.
- **March 13:** Traded QB Joe Flacco to the Denver Broncos in exchange for a 2019 fourth-round draft pick (113th overall).
- **March 15:** Signed unrestricted free agents **RB Mark Ingram II** and **S Earl Thomas III**.
- **March 19:** Signed unrestricted free agent **CB Justin Bethel**; Waived (failed physicals) LB Bam Bradley and CB Jaylen Hill.
- **March 26:** Re-signed free agent CB Stanley Jean-Baptiste.
- **March 28:** Re-signed unrestricted free agent QB Robert Griffin III.
- **April 8:** Signed free agent **WR Seth Roberts**.
- **April 15:** Re-signed exclusive rights free agents RB Gus Edwards, G Jermaine Eluemunor, C Matt Skura and RB De'Lance Turner; Re-signed restricted free agent LB Patrick Onwuasor.
- **April 24:** Signed K Justin Tucker to a four-year contract extension and G Marshal Yanda to a one-year contract extension.
- **May 1:** Re-signed restricted free agent DT Michael Pierce.
- **May 3:** Signed draft choices **RB Justice Hill**, **DT Daylon Mack**, **CB Iman Marshall** and **G Ben Powers**; Signed undrafted rookie free agents **LB Otaru Alaka**, **T Marcus Applefield**, **LB E.J. Ejiya**, **TE Cole Herdman**, **DE Markus Jones**, **T Patrick Mekari**, **DT Kalil Morris**, **WR Sean Modster**, **DE Michael Onuoha**, **TE Matt Orzech**, **TE Charles Scarff**, **WR Jaylen Smith**, **LB Silas Stewart**, **G C.J. Toogood**, **WR Antoine Wesley**, **DT Gerald Willis** and **S Evan Worthington**.
- **May 4:** Signed draft choice **QB Trace McSorley**.
- **May 5:** Waived G C.J. Toogood and S Evan Worthington.
- **May 6:** Waived DB Robertson Daniel; Signed **OLB Aaron Adeoye**, **CB Terrell Bonds** and **T Darrell Williams**.
- **May 13:** Signed free agents **QB Jalan McClendon** and **G Patrick Vahe**.
- **May 14:** Waived LB Ejuan Price; Signed free agent **WR Joe Horn Jr.**
- **May 16:** Waived G Kofi Amichia and TE Nick Keizer; Signed free agent **G R.J. Prince**.
- **May 20:** Waived QB Jalan McClendon and DT Kalil Morris; Signed free agents **WR Michael Floyd**, **OLB Pernelle McPhee** and **OLB Shane Ray**.
- **May 31:** Signed draft choice **OLB Jaylon Ferguson**.
- **June 6:** Signed draft choice **WR Marquise Brown**.
- **July 17:** Signed draft choice **WR Miles Boykin**.
- **July 25:** Waived (NFI) WR Quincy Adeboyejo.
- **July 26:** Signed free agent **G Isaiah Williams**.
- **July 29:** Waived DE Markus Jones; Signed free agent **QB Joe Callahan**.
- **July 31:** Waived WR Jordan Lasley; Signed free agent **LB Nicholas Grigsby**.
- **Aug. 1:** Waived LB Matthew Thomas; Signed free agent **S Brynden Trawick**.
- **Aug. 5:** Traded G Alex Lewis to the NY Jets in exchange for a 2020 conditional draft choice.
- **Aug. 10:** Signed free agent **DT Elijah Qualls**.
- **Aug. 11:** Traded K/P Kaare Vedvik to the Minnesota Vikings in exchange for an undisclosed 2020 draft pick.
- **Aug. 12:** Signed rookie free agent **P Sean Smith**.
- **Aug. 15:** Waived **DT Elijah Qualls**.
- **Aug. 16:** Waived P Sean Smith; Signed free agent **LB Donald Payne**.
- **Aug. 17:** Signed free agent **K Cameron Nizialek**; Waived (injury settlement) OLB Mike Onuoha.
- **Aug. 23:** Signed free agent **LB Paul Worrilow**.
- **Aug. 24:** Waived LB Nicholas Grigsby; Terminated the contract of vested veteran LB Paul Worrilow.
- **Aug. 25:** Signed free agent **K Elliott Fry**.
- **Aug. 27:** Signed free agent **DB Fish Smithson**.
- **Aug. 28:** Traded G/T Jermaine Eluemunor to New England in exchange for an undisclosed draft pick.
- **Aug. 30:** Waived QB Joe Callahan, K Elliott Fry, WR Joe Horn Jr., LS Matthew Orzech, WR Jaylen Smith, LB Silas Stewart, G Patrick Vahe, T Darrell Williams and G Isaiah Williams; Terminated the contracts of vested veterans WR Michael Floyd and OLB Shane Ray.
- **Aug. 31:** Waived OLB Aaron Adeoye, T Marcus Applefield, CB Terrell Bonds, CB Maurice Canady, ILB E.J. Ejiya, RB Tyler Ervin, FB Christopher Ezeala, DT Willie Henry Jr., TE Cole Herdman, DB Bennett Jackson, WR Sean Modster, ILB Donald Payne, G R.J. Prince, TE Charles Scarff, DT Zach Sieler, RB De'Lance Turner, WR Antoine Wesley and DT Gerald Willis; Terminated the contract of vested veteran CB Stanley Jean-Baptiste (injury settlement); Waived, (injury settlement) K Cameron Nizialek; Terminated the contract of vested veteran S Brynden Trawick; Placed G/T Randin Crecelius, RB Kenneth Dixon, ILB Alvin Jones, DB Fish Smithson and CB Tavon Young on Injured Reserve.
- **Sept. 1:** Signed OLB Aaron Adeoye, T Marcus Applefield, CB Maurice Canady, WR Sean Modster, ILB Donald Payne, G R.J. Prince, TE Charles Scarff, DT Zach Sieler, RB De'Lance Turner and WR Antoine Wesley to the practice squad; Signed International Practice Player FB Christopher Ezeala to the practice squad.
- **Sept. 2:** Placed CB Iman Marshall on Injured Reserve; Re-signed S Brynden Trawick to the 53-man roster.
- **Sept. 3:** Waived T Marcus Applefield from the practice squad and signed **DT Trevon Coley**.
- **Sept. 6:** Waived (injury settlement) RB Kenneth Dixon.
- **Sept. 10:** Waived (injury settlement) LB Alvin Jones; Released WR Sean Modster and LB Donald Payne from the practice squad; Signed DB Terrell Bonds and **RB Mark Thompson** to the practice squad.
- **Sept. 14:** Waived T Greg Senat; Signed CB Maurice Canady from the practice squad to the 53-man roster.
- **Sept. 16:** Signed **G Parker Ehinger** to the practice squad.

(Bold indicates first time player has joined the Ravens.)



# 2019 STATISTICS

## WON 2, LOST 0

09/08 W 59-10	at Miami	65,012
09/15 W 23-17	Arizona	70,126
09/22	at Kansas City	
09/29	Cleveland	
10/06	at Pittsburgh	
10/13	Cincinnati	
10/20	at Seattle	
11/03	New England	
11/10	at Cincinnati	
11/17	Houston	
11/25	at L.A. Rams	
12/01	San Francisco	
12/08	at Buffalo	
12/12	N.Y. Jets	
12/22	at Cleveland	
12/29	Pittsburgh	

	Balt.	Opp.
<b>TOTAL FIRST DOWNS</b>	<b>57</b>	<b>27</b>
Rushing	19	3
Passing	33	22
Penalty	5	2
3rd Down: Made/Att	14/25	5/21
3rd Down Pct.	56.0	23.8
4th Down: Made/Att	2/3	1/1
4th Down Pct.	66.7	100.0
<b>POSSESSION AVG.</b>	<b>38:53</b>	<b>21:08</b>
<b>TOTAL NET YARDS</b>	<b>1083</b>	<b>549</b>
Avg. Per Game	541.5	274.5
Total Plays	145	101
Avg. Per Play	7.5	5.4
<b>NET YARDS RUSHING</b>	<b>447</b>	<b>41</b>
Avg. Per Game	223.5	20.5
Total Rushes	79	23
<b>NET YARDS PASSING</b>	<b>636</b>	<b>508</b>
Avg. Per Game	318.0	254.0
Sacked/Yards Lost	3/15	6/31
Gross Yards	651	539
Att./Completions	63/47	72/40
Completion Pct.	74.6	55.6
Had Intercepted	0	2
<b>PUNTS/AVERAGE</b>	<b>4/46.3</b>	<b>11/53.5</b>
<b>NET PUNTING AVG.</b>	<b>4/46.3</b>	<b>11/46.8</b>
<b>PENALTIES/YARDS</b>	<b>14/102</b>	<b>17/134</b>
<b>FUMBLES/BALL LOST</b>	<b>2/0</b>	<b>2/1</b>
<b>TOUCHDOWNS</b>	<b>10</b>	<b>2</b>
Rushing	2	1
Passing	8	1
Returns	0	0

* SCORE BY PERIODS	Q1	Q2	Q3	Q4	OT	PTS
<b>TEAM</b>	<b>28</b>	<b>31</b>	<b>10</b>	<b>13</b>	<b>0</b>	<b>82</b>
<b>OPPONENTS</b>	<b>3</b>	<b>13</b>	<b>3</b>	<b>8</b>	<b>0</b>	<b>27</b>
* SCORING	TD-Ru	Pa	Rt	K-PAT	FG	S PTS
Tucker	0	0	0	0	10/10	4/4 0 22
Andrews	2	0	2	0		0 12
M. Brown	2	0	2	0		0 12
Ingram	2	2	0	0		0 12
Boykin	1	0	1	0		0 6
H. Hurst	1	0	1	0		0 6
Ricard	1	0	1	0		0 6
Snead	1	0	1	0		0 6
<b>TEAM</b>	<b>10</b>	<b>2</b>	<b>8</b>	<b>0</b>	<b>10/10</b>	<b>4/4 0 82</b>
<b>OPPONENTS</b>	<b>2</b>	<b>1</b>	<b>1</b>	<b>0</b>	<b>1/1</b>	<b>4/4 0 27</b>

2-Pt Conv: TEAM 0-0, OPPONENTS 1-1

SACKS: Judon 2, McPhee 1.5, Carr 1, Onwuasor 1, Ricard 0.5, TEAM 6, OPPONENTS 3

FUM/LOST: Andrews 1/0, Skura 1/0

* RUSHING	No.	Yds	Avg	Long	TD			
Ingram	27	154	5.7	49	2			
L. Jackson	19	126	6.6	19	0			
Edwards	20	67	3.4	11	0			
Levine	1	60	60.0	60	0			
Hill	8	31	3.9	13	0			
Griffin III	4	9	2.3	4	0			
TEAM	79	447	5.7	60	2			
OPPONENTS	23	41	1.8	9	1			
* RECEIVING	No.	Yds	Avg	Long	TD			
Andrews	16	220	13.8	39	2			
M. Brown	12	233	19.4	83t	2			
H. Hurst	4	42	10.5	23	1			
Boyle	4	40	10.0	14	0			
Snead	3	46	15.3	33t	1			
Ingram	2	30	15.0	20	0			
Boykin	2	16	8.0	11	1			
Ricard	2	4	2.0	3	1			
Hill	1	10	10.0	10	0			
Roberts	1	10	10.0	10	0			
TEAM	47	651	13.9	83t	8			
OPPONENTS	40	539	13.5	54	1			
* INTERCEPTIONS	No.	Yds	Avg	Long	TD			
E. Thomas	1	14	14.0	14	0			
Humphrey	1	0	0.0	0	0			
TEAM	2	14	7.0	14	0			
OPPONENTS	0	0	---	---	0			
* PUNTING	No.	Yds	Avg	Net	TB	In	Lg	B
Koch	4	185	46.3	46.3	0	3	56	0
TEAM	4	185	46.3	46.3	0	3	56	0
OPPONENTS	11	589	53.5	46.8	0	3	59	0
* PUNT RETURNS	Ret	FC	Yds	Avg	Long	TD		
C. Jones	5	3	74	14.8	25	0		
TEAM	5	3	74	14.8	25	0		
OPPONENTS	2	2	0	0.0	0	0		
* KICKOFF RETURNS	No.	Yds	Avg	Long	TD			
Hill	3	55	18.3	26	0			
TEAM	3	55	18.3	26	0			
OPPONENTS	7	118	16.9	23	0			
* FIELD GOALS	1-19	20-29	30-39	40-49	50+			
Tucker	0/0	1/1	2/2	0/0	1/1			
TEAM	0/0	1/1	2/2	0/0	1/1			
OPPONENTS	0/0	3/3	0/0	0/0	1/1			
Tucker: (34G) (33G,28G,51G)								
OPP: (54G) (22G,21G,21G)								

Tucker: (34G) (33G, 28G, 51G)

OPP: (54G) (22G, 21G, 21G)

* PASSING	Att	Cmp	Yds	Cmp%	Yds/Att	TD	TD%	Int	Int%	Long	SK/Lost	Rating
L. Jackson	57	41	596	71.9	10.46	7	12.3	0	0.0	83t	3/15	145.2
Griffin III	6	6	55	100.0	9.17	1	16.7	0	0.0	12	0/0	144.4
<b>TEAM</b>	<b>63</b>	<b>47</b>	<b>651</b>	<b>74.6</b>	<b>10.33</b>	<b>8</b>	<b>12.7</b>	<b>0</b>	<b>0.0</b>	<b>83t</b>	<b>3/15</b>	<b>146.9</b>
<b>OPPONENTS</b>	<b>72</b>	<b>40</b>	<b>539</b>	<b>55.6</b>	<b>7.49</b>	<b>1</b>	<b>1.4</b>	<b>2</b>	<b>2.8</b>	<b>54</b>	<b>6/31</b>	<b>72.6</b>



# 2019 DEFENSIVE STATISTICS

from Press Box Stats

Name	Total	Solo	Assists	Sacks	Yds.	TFL	INT	Yds.	PD	FF	FR
Patrick Onwuasor	10	7	3	1	5	1	0	0	1	0	0
Anthony Averett	8	8	0	0	0	0	0	0	2	0	0
Brandon Carr	7	6	1	1	7	1	0	0	2	0	0
Marlon Humphrey	7	6	1	0	0	2	1	0	3	0	0
Tony Jefferson	7	3	4	0	0	0	0	0	1	0	0
Matthew Judon	7	6	1	2	12	3	0	0	0	0	0
Pernell McPhee	5	3	2	1.5	3.5	2	0	0	0	0	0
Michael Pierce	5	4	1	0	0	1	0	0	0	0	0
Brandon Williams	3	0	3	0	0	0	0	0	0	0	0
Chris Board	2	2	0	0	0	1	0	0	0	0	0
Tyus Bowser	2	2	0	0	0	0	0	0	0	0	0
Cyrus Jones	2	2	0	0	0	0	0	0	0	0	0
Patrick Ricard	2	1	1	0.5	3.5	0	0	0	0	0	0
Earl Thomas III	2	1	1	0	0	0	1	14	1	0	0
Tim Williams	2	2	0	0	0	0	0	0	0	0	0
Kenny Young	2	2	0	0	0	0	0	0	0	0	0
Chuck Clark	1	1	0	0	0	0	0	0	1	0	0
Brynden Trawick	1	1	0	0	0	0	0	0	0	0	0
<b>Totals</b>	<b>75</b>	<b>57</b>	<b>18</b>	<b>6</b>	<b>31</b>	<b>11</b>	<b>2</b>	<b>14</b>	<b>11</b>	<b>0</b>	<b>0</b>

## 2019 SPECIAL TEAMS STATISTICS

from Press Box Stats

Name	Total	Solo	Assists	FF	FR	Blocked Kicks
Justin Bethel	1	0	1	0	1	0
Chuck Clark	1	1	1	0	0	0
DeShon Elliott	1	0	0	0	0	0
Sam Koch	1	1	0	0	0	0
Brynden Trawick	1	0	1	0	0	0
Cyrus Jones	0	0	1	0	0	0
<b>Totals</b>	<b>5</b>	<b>2</b>	<b>4</b>	<b>0</b>	<b>1</b>	<b>0</b>

## 2019 SINGLE-GAME BESTS

<b>Tackles:</b>	<b>7</b>	by Brandon Carr vs. Ari. (9/15)
<b>Sacks:</b>	<b>1</b>	by M. Judon, P. McPhee and P. Onwuasor at Mia. (9/8)
<b>Interceptions:</b>	<b>1</b>	by M. Humphrey and E. Thomas III at Mia. (9/8)
<b>Passes Defensed:</b>	<b>2</b>	by A. Averett and M. Humphrey at Mia. (9/8)
<b>Tackles For Loss:</b>	<b>2</b>	by Matthew Judon at Mia. (9/8)
<b>Forced Fumbles:</b>	<b>0</b>	
<b>Fumble Recoveries:</b>	<b>1</b>	by Justin Bethel at Mia. (9/8)
<b>Special Teams Tackles:</b>	<b>1</b>	by six different players

## TACKLES FOR LOSS LEADERS

Name	TFL
Matthew Judon	3
Marlon Humphrey	2
Pernell McPhee	2
Four Players	1

## SACKS LEADERS

Name	Sacks
Matthew Judon	2
Pernell McPhee	1.5
Brandon Carr	1
Patrick Onwuasor	1
Patrick Ricard	0.5

## PASSES DEFENSED LEADERS

Name	PD
Marlon Humphrey	3
Anthony Averett	2
Brandon Carr	2
Four Players	1

## INTERCEPTIONS LEADERS

Name	INTs
Marlon Humphrey	1
Earl Thomas III	1

ALWAYS MORE.  
**NEVER LESS.**





BALTIMORE RAVENS 2019 REGULAR SEASON GAME BY GAME OFFENSIVE STATISTICS

[illegible]



BALTIMORE RAVENS 2019 REGULAR SEASON GAME BY GAME DEFENSIVE STATISTICS

[illegible]