



BALTIMORE RAVENS GAME RELEASE

UNDER ARMOUR PERFORMANCE CENTER | 1 WINNING DRIVE | DWINGS MILLS, MD

PH: 410-701-4000 | BALTIMORERAVENS.COM | TWITTER: @RAVENS

WORLD CHAMPIONS: SUPER BOWL XXXV (2000) & SUPER BOWL XLVII (2012)



ARIZONA CARDINALS VS. BALTIMORE RAVENS



[0-0-1] NFL WEEK 2 - SEPT. 15, 2019 [1-0]

1:00 P.M. ET - M&T BANK STADIUM (71,008)

JUST THE FACTS

• The Ravens (1-0) welcome the Cardinals (0-0-1) to Charm City for a Week 2 matchup that kicks off at 1 p.m. Baltimore aims to win its fourth-straight home opener and improve to 10-2 under head coach John Harbaugh in the first game of a season at M&T Bank Stadium.

• Last Sunday at Miami, the Ravens established team records for most points (59) and yards (643) in a game, beating the Dolphins 59-10 on Kickoff Weekend. Baltimore set an NFL record for most points (42) in the first half of a season opener while establishing a team mark for scoring in any half. QB Lamar Jackson produced a perfect passer rating (158.3), throwing a team-record-tying 5 TDs and completing 17 of 20 passes for 324 yards. Incredibly, the Ravens also produced a 100-yard rusher (RB Mark Ingram II, 107), a 100-yard receiver (WR Marquise Brown, 147) and a 100-yard tight end (TE Mark Andrews, 108). Baltimore scored 8 TDs, 2 of which came from Ingram II and another pair from the rookie Brown, who became the first NFL player ever to post 40-plus-yard TD receptions on his first two NFL catches (47 & 83 yards). Baltimore limited the Dolphins to 200 yards, posting 3 sacks and 2 INTs (S Earl Thomas III & CB Marlon Humphrey).

• The Ravens own a 4-2 series lead vs. Arizona, including a 2-1 record in Baltimore. These teams last met during the 2015 season, when the Cardinals emerged with a 26-18 victory in Arizona on Monday Night Football. Under Coach Harbaugh, Baltimore is 1-1 vs. the Cardinals.

• Under Coach Harbaugh, who is in his 12th season, Baltimore owns the NFL's fifth-most total wins (115) since his 2008 Charm City arrival. The Ravens have appeared in three AFC title games (2008, 2011 & 2012) with "Harbs" at the helm, and in 2012, won Super Bowl XLVII.

WEEKLY SCHEDULE

Wed. Sept. 11: 11:15 a.m. John Harbaugh / Key Players at Podium & Open Locker Room

1:15 p.m. Practice / Media Viewing

Thur. Sept. 12: 11:10 a.m. Coordinators at Podium & Open Locker Room

1:15 p.m. Practice / Media Viewing

Fri. Sept. 13: 11:10 a.m. Practice / Media Viewing

12:50 p.m. John Harbaugh Podium & Open Locker Room

WEDNESDAY CONFERENCE CALLS

Cardinals: Terrell Suggs at 11:15 a.m. ET & Kliff Kingsbury at 1:20 p.m. ET

Ravens: John Harbaugh at 11:30 a.m. ET & Lamar Jackson at 11:45 a.m. ET

CALLING THE ACTION

Television: FOX - WBFF Ch. 45 (Baltimore)

- Brandon Gaudin (PBP) - Cris Carter (analyst) - Peter Schrage (field)

- Eric Mandia (producer) - Wayne Wilson (director)

Local Radio: WBAL (1090 AM/101.5 FM) & 98Rock (97.9 FM)

- Gerry Sandusky (PBP) - Jarret Johnson (analyst) - Kirk McEwen (field)

COACH HARBAUGH SAYS

ON QB LAMAR JACKSON & THE OFFENSE NEEDING TO IMPROVE:

"It's a team sport. It's hard to be a one-man show out there. Having players around him who make plays and have chemistry and the ability to work together at this level is big. But like I told those guys, people are going to mark you now. They are going to look for ways to stop you, what we do well and how we do it. We have to keep growing and improving to stay ahead of the challenges, because that's the way the NFL works. Nothing stands still. You're either getting better, or you're getting worse. We have to keep improving."

INJURY UPDATE

Starting CB Jimmy Smith left the Miami game with a knee injury. Baltimore has five players on Injured Reserve, including standout cornerback Tavon Young, who sustained a neck injury during training camp and will miss the entire season.

NOTE THE QUOTE

TE MARK ANDREWS ON THE RAVENS' OFFENSE:

"We said it before that this was going to be a different offense. I don't think people really believed us when we said that. We bring a different flavor. We're able to run the ball when we need to and throw the ball when we need to. It's going to be 'pick your poison' for the defense."

WHAT'S GOING ON?

RAVENS FRANCHISE RECORDS

SET WEEK 1 AT MIAMI...

POINTS

59

TOUCHDOWNS

8

TOTAL NET YARDS

643

MARGIN OF VICTORY

+49

YARDS PER PLAY

8.8

POINTS IN ANY HALF

42

PASSER RATING

158.3

(Lamar Jackson)

PASSING TDS


5

(tied, Lamar Jackson)

COMPLETION PCT.

85.0

(Lamar Jackson)



RAVENS INFORMATION

2019 RAVENS SCHEDULE

Date	Opponent	Result/Time
Sun. Sept. 8	at Miami Dolphins	W, 59-10
Sun. Sept. 15	ARIZONA CARDINALS	1:00 p.m.
Sun. Sept. 22	at Kansas City Chiefs	1:00 p.m.
Sun. Sept. 29	CLEVELAND BROWNS	1:00 p.m.
Sun. Oct. 6*	at Pittsburgh Steelers	1:00 p.m.
Sun. Oct. 13*	CINCINNATI BENGALS	1:00 p.m.
Sun. Oct. 20*	at Seattle Seahawks	4:25 p.m.
Sun. Oct. 27	BYE	
Sun. Nov. 3*	NEW ENGLAND PATRIOTS	8:20 p.m. (NBC)
Sun. Nov. 10*	at Cincinnati Bengals	1:00 p.m.
Sun. Nov. 17*	HOUSTON TEXANS	1:00 p.m.
Mon. Nov. 25	at Los Angeles Rams	8:15 p.m. (ESPN)
Sun. Dec. 1*	SAN FRANCISCO 49ERS	1:00 p.m.
Sun. Dec. 8*	at Buffalo Bills	1:00 p.m.
Thurs. Dec. 12	NEW YORK JETS	8:20 p.m. (FOX/NFLN)
Sun. Dec. 22*	at Cleveland Browns	1:00 p.m.
Sun. Dec. 29*	PITTSBURGH STEELERS	1:00 p.m.

*Flexible Scheduling Games Home Games in CAPS All Times Eastern

NOTE OF THE WEEK I

Last Sunday, QB Lamar Jackson completed 17 of 20 passes for 324 yards, 5 TDs and 0 INTs for a perfect 158.3 passer rating. Jackson became just the seventh QB in NFL history with at least 300 passing yards, 5 TDs and a 158.3 rating.

QUARTERBACKS w/ 300 YARDS, 5 TDs & A 158.3 RATING (NFL History)

Player	Date/Opp.	Cmp-Att.	Pct.	Yards	TDs
Lamar Jackson	9/8/19 at Mia.	17-20	85.0	324	5
Ben Roethlisberger	11/8/18 vs. Car.	22-25	88.0	328	5
Jared Goff	9/27/18 vs. Min.	26-33	78.8	465	5
Nick Foles	11/3/13 at Oak.	22-28	78.6	406	7
Drew Brees	11/30/09 vs. NE	18-23	78.3	371	5
Tom Brady	10/21/07 at Mia.	21-25	84.0	354	6
Peyton Manning	9/28/03 at NO	20-25	80.0	314	6

NOTE OF THE WEEK II

• Perhaps lost in last Sunday's 59-10 victory at Miami was the fact that Baltimore allowed just 200 yards (21 rushing & 179 passing). The performance marked the eighth time in franchise history that the Ravens limited an opponent to 200 yards or fewer in a Week 1 game. This feat also occurred for the second-straight season and third time in the past four years.

• Under Don Martindale, who became Baltimore's defensive coordinator in 2018, the Ravens have held foes to 200 yards or fewer five times. Baltimore has allowed just 287.5 ypg with "Wink" at the defensive helm (17 games).

AFC NORTH STANDINGS

Team	W	L	T	Home	Road	Div.	Con.	PF	PA
Baltimore	1	0	0	0-0	1-0	0-0	1-0	59	10
Cincinnati	0	1	0	0-0	0-1	0-0	0-0	20	21
Cleveland	0	1	0	0-1	0-0	0-0	0-1	13	43
Pittsburgh	0	1	0	0-0	0-1	0-0	0-1	3	33

OFFSEASON ADDITIONS STEP UP BIG

New Ravens EVP & GM Eric DeCosta made several standout roster moves this past offseason, many of which contributed in big ways during Baltimore's 59-10 season-opening win at Miami.

ST Justin Bethel – UFA (Atl.) (two-year contract)

• A three-time Pro Bowler, the special teams ace recovered a muffed punt at Miami's 10-yard line, leading to a Ravens' TD three plays later.

RB Mark Ingram II – UFA (NO) (three-year contract)

• Ingram II rushed for a game-high 107 yards and 2 TDs on 14 carries. On Baltimore's first offensive play of the season, he ran for 49 yards.

OLB Pernell McPhee – UFA (Was.) (one-year contract)

• McPhee posted 3 tackles, including 1 sack, helping hold the Dolphins to just 200 yards and 10 points.

S Earl Thomas III – UFA (Sea.) (four-year contract)

• On Miami's first offensive series, the six-time Pro Bowler notched his 29th career INT, returning it 13 yards to help set up a Baltimore TD on the ensuing drive.

WR Marquise Brown – 1st-Round Draft Pick (25th Overall)

• Brown scored 47- and 83-yard TDs on his first two NFL catches, posting 147 yards on 4 receptions overall. Brown is the first player in league history to notch 40-plus-yard TD catches in his career debut.

WR Miles Boykin – 3rd-Round Draft Pick (93rd Overall)

• Boykin scored the Ravens' fifth TD of the game, reeling in a 5-yard pass from QB Lamar Jackson.

NUMBERS TO RAVE ABOUT

1.8 – Yards per rush the Ravens allowed at Miami last week (21 yards on 12 attempts). The 1.8 stands as the Ravens' third-best figure since John Harbaugh's 2008 Baltimore arrival.

5 – TD passes by QB Lamar Jackson in Week 1, tying Joe Flacco (2014) and Tony Banks (2000) for the franchise single-game record. Jackson posted more TD passes at Miami than he did rushes (3).

29 – Career INTs for S Earl Thomas III (including 1 last week at Miami). Thomas III now ties Eric Weddle for the most picks among active NFL safeties.

108 – Receiving yards on 8 catches by second-year TE Mark Andrews (both career highs). He posted the ninth-ever 100-yard receiving game by a Ravens' TE and first since Dennis Pitta in 2016.

643 – Yards of offense by Baltimore in Week 1 at Miami, standing as the most in an NFL game since 2012, when Houston posted 653 vs. Jacksonville.

Did You Know? *The greatest comeback in Ravens history occurred vs. Arizona during the 2011 season. Baltimore trailed by 21 points (24-3) and stormed back to win, 30-27, behind WR Anquan Boldin's 7-catch, 145-yard performance (117 of which occurred in the second half).*

RAVENS / CARDINALS INFORMATION

2019 NFL RANKINGS

DEFENSE

Category	--Ravens--		--Cardinals--	
	Stats	Rank	Stats	Rank
Total Defense	200.0	1	477.0	28
Rush Defense	21.0	1	116.0	19
Pass Defense	179.0	8	361.0	25
Points Per Game	10.0	3t	27.0	17t
3rd-Down Def. %	30.0	8	33.3	9t
4th-Down Def. %	0.0	1t	0.0	1t
Red Zone Def. (TD%)	100.0	24t	66.7	16t

OFFENSE

Category	--Ravens--		--Cardinals--	
	Stats	Rank	Stats	Rank
Total Offense	643.0	1	387.0	14
Rush Offense	265.0	1	112.0	16
Pass Offense	378.0	3t	275.0	14
Points Per Game	59.0	1	27.0	13t
3rd-Down Off. %	63.6	3t	40.9	19
4th-Down Off. %	100.0	1t	0.0	10t
Red Zone Off. (TD%)	71.4	13	25.0	25t

TEAM

Category	--Ravens--		--Cardinals--	
	Stats	Rank	Stats	Rank
Turnover Ratio	+3	1t	+1	11t
Penalties	4	3	7	12t
Penalty Yards	40	4	35	3

RAVENS-CARDINALS SERIES HISTORY

- **Regular Season Series:** Ravens lead, 4-2.
- **Under John Harbaugh:** Ravens are 1-1.

RAVENS-CARDINALS HISTORY

Date	Winner	Score, Location	Attendance
11/28/97	Cardinals	16-13 Bal.	53,976
12/17/00	Ravens	13-7 @ Ari.	37,452
10/12/03	Ravens	26-18 @ Ari.	24,193
09/23/07	Ravens	26-23 Bal.	71,372
10/30/11	Ravens	30-27 Bal.	71,022
10/26/15	Cardinals	26-18 @ Ari.	64,722

SEPTEMBER SUCCESS

NFL'S BEST RECORDS IN SEPTEMBER (John Harbaugh Era / Since 2008)

Rk.	Team	Record	Pct.
1.	New England Patriots	27-11	.711
2.	Denver Broncos	26-11	.703
3.	Baltimore Ravens	26-12	.684

NFL'S BEST RECORDS IN SEPTEMBER / AT HOME (John Harbaugh Era / Since 2008)

Rk.	Team	Record	Pct.
1.	Baltimore Ravens	17-2	.895
	Seattle Seahawks	17-2	.895
3.	Denver Broncos	19-3	.864

2019 RAVENS / CARDINALS LEADERS

PASSING YARDS (TDs/INTs)

Lamar Jackson324 (5/0)	Kyler Murray308 (2/1)
Robert Griffin III55 (1/0)	n/a n/a

RUSHING YARDS (AVG.)

Mark Ingram II107 (7.6)	David Johnson82 (4.6)
Anthony Levine Sr.60 (60.0)	Kyler Murray13 (4.3)

RECEIVING YARDS (CATCHES)

Marquise Brown147 (4)	Larry Fitzgerald113 (8)
Mark Andrews108 (8)	David Johnson55 (6)
H. Hurst/W. Snead41 (n/a)	KeeSean Johnson46 (5)

POINTS

Mark Ingram II12	Zane Gonzalez13
Marquise Brown12	Larry Fitzgerald6
Justin Tucker11	David Johnson6

INTERCEPTIONS (YARDS)

Marlon Humphrey1 (0)	n/a n/a
Earl Thomas III1 (14)	n/a n/a
n/a n/a	n/a n/a

SACKS (YARDS)

Matthew Judon1 (-6)	Terrell Suggs2 (-14)
Pernell McPhee1 (-5)	Chandler Jones1 (-10)
Patrick Onwuasor1 (0)	n/a n/a

TACKLES

Patrick Onwuasor5	Jordan Hicks14
Anthony Averett4	Budda Baker8

GROSS PUNTING (NET)

Sam Koch56.0 (56.0)	Andy Lee47.5 (45.3)
-------------------------------	-------------------------------

FIELD GOALS (PCT.)

Justin Tucker1/1 (100.0)	Zane Gonzalez4/4 (100.0)
------------------------------------	------------------------------------

PUNT RETURN YARDS (AVG.)

Cyrus Jones29 (14.5)	Christian Kirk18 (6.0)
--------------------------------	----------------------------------

KICKOFF RETURN YARDS (AVG.)

Justice Hill9 (9.0)	Andy Isabella86 (21.5)
-------------------------------	----------------------------------

2019 TALE OF THE TAPE

Category	Ravens	Cardinals
Record	1-0	0-1
Best Streak	Won 1	Tied 1
Points Scored	59	27
TDs Scored	8	2
Rushing TDs Scored	2	0
Passing TDs Scored	6	2
TDs on Returns	0	0
Points Against	10	27
TDs Allowed	1	3
Rushing TDs Allowed	0	0
Passing TDs Allowed	1	3
TDs on Returns Allowed	0	0
Time of Poss. Avg.	40:07	26:15
KOR Avg. For.	9.0	21.5
KOR Avg. Against	19.7	16.0
PR Avg. For	14.5	6.0
PR Avg. Against	0.0	-0.4
Sacks	3	3
Sacks Allowed	1	5
Interceptions	2	0
Interceptions Thrown	0	1
Fumbles Lost/Recovered	0/1	0/2

RAVENS / CARDINALS INFORMATION

RAVENS / CARDINALS CONNECTIONS

Unique Pro Connections

• Two Ravens players began their NFL careers as Cardinals: **CB Justin Bethel** spent seven seasons in Arizona after being drafted there in 2012. He earned Pro Bowl honors three times (2013-15) as a special teams ace. **S Tony Jefferson** originally signed with Arizona as a rookie free agent in 2013 and spent four seasons with the team. In 2015, Bethel and Jefferson helped the Cardinals capture the NFC West Division title.

• Baltimore West area scout **Lonnie Young** was selected by the Cardinals in the 12th round of the 1985 NFL Draft and played DB for the franchise from 1985-90. In 1985, he earned All-Rookie honors and the team's Rookie of the Year award after leading the Cardinals' secondary with 3 INTs. He played in 79 games (72 starts) in six seasons with the Cardinals, tallying 473 tackles, 8 INTs, 8 FRs and 1.5 sacks. He also earned honorable mention All-Pro recognition in 1988. Young rejoined Arizona in 2003 and worked in the Cardinals' scouting department from 2003-07.

• Ravens EVP of public & community relations **Kevin Byrne** began his NFL career with the then-St. Louis Cardinals in 1977-78 as the youngest PR director in the league.

• Cardinals **LB Terrell Suggs** spent 16 seasons with the Ravens after being selected by Baltimore in the first round (10th overall) of the 2003 NFL Draft. "Sizzle" holds franchise records in games played (229), sacks (132.5), sack yards (-944.5) and FFs (37). His 941 tackles rank second in franchise history, and he was a member of the Super Bowl XLVII championship team.

• Arizona **WR Michael Crabtree** played for the Ravens in 2018, posting 607 yards and 3 TDs on 54 receptions.

• Cardinals **TE Maxx Williams** was originally selected by Baltimore in the second round of the 2015 NFL Draft. In 2018, Williams served as a standout run blocker, helping the Ravens produce the NFL's No. 2 rushing attack. Williams posted 497 yards and 3 TDs on 63 receptions for Baltimore (2015-18).

• Arizona **OL A.Q. Shipley** spent 2013 with the Ravens. He started in a then-career-high nine games at LG and helped QB Joe Flacco set then-career highs in completions, attempts and passing yards.

• Cardinals senior personnel executive **Terry McDonough** worked as a scout for the Cleveland Browns beginning in 1992, eventually moving with the franchise to Baltimore in 1996. With the Ravens, McDonough served as the eastern college supervisor for three years under the direction of Ozzie Newsome. During McDonough's tenure in Baltimore, the team won Super Bowl XXXV following the 2000 season. His son, **Patrick McDonough**, currently works as a player personnel assistant for the Ravens.

Local Connections

• Ravens **TE Mark Andrews** hails from Scottsdale, AZ, and attended Desert Mountain HS.


• Cardinals **OL Josh Miles** is a Baltimore native. He attended Western School of Technology and Environmental Science, where he lettered in football and basketball. Miles went on to attend Morgan State, located just 20 minutes from M&T Bank Stadium. ... Cardinals **LB Ezekiel Turner** is from Pasadena, MD, and attended Glen Burnie HS. ... Arizona defensive assistant **Rusty McKinney** was a four-year letterman as a LB at Towson (1998-2001). He earned second-team All-Patriot honors in his final two seasons.

LAST WEEK AT MIAMI

RAVENS 59, DOLPHINS 10

Hard Rock Stadium • Sept. 8, 2019 • Week 1

Setting team records for the most points (59) and yards (643) in a game, the Ravens won spectacularly in their season opener at Miami, drubbing the Dolphins, 59-10. The Ravens set an NFL record for most points (42) in the first half of a season opener while establishing a team mark for scoring in any half. Baltimore QB Lamar Jackson produced a perfect passer rating (158.3), throwing a team-tying-record 5 TDs and completing 17 of 20 passes for 324 yards, all career highs for the second-year signal caller. Incredibly, the Ravens also produced a 100-yard rusher (RB Mark Ingram II, 14 for 107), a 100-yard receiver (WR Marquise Brown, 4 for 147) and a 100-yard tight end (TE Mark Andrews, 8 for 108). After Ingram II gave the Ravens a 7-0 early lead, Jackson found No. 1 draft choice Brown with TD catches of 47 and 83 yards. Those were the first two catches of Brown's career. (Brown is nicknamed "Hollywood" after his hometown, which is just minutes from Hard Rock Stadium, where the game was played.) Andrews added a TD, as did rookie, WR Miles Boykin (third round) and FB/DL Patrick Ricard (1-yard toss from Jackson). Ingram II scored another TD in the second quarter. The scoring explosion was directed by new offensive coordinator Greg Roman, who had coached the Ravens' tight ends and served as assistant head coach the previous season. The defense wasn't too shabby either, holding Miami to 200 yards, also posting 2 takeaways (INTs by new Raven S Earl Thomas III and CB Marlon Humphrey). Both of those led to Ravens TDs, as did a fumble recovery by CB Justin Bethel on a punt return. Miami QB Ryan Fitzpatrick was limited to 14 completions on 29 attempts for 185 yards. He was sacked twice and threw an INT. WR DaVante Parker caught 3 balls for 75 yards. The victory was the fourth-consecutive season-opening win for the Ravens.



RAVENS RADIO BROADCASTS

• The Ravens' 2019 radio team features Gerry Sandusky and former Ravens OLB Jarret Johnson. Sandusky, WBAL-TV 11's sports director, delivers the play-by-play for the broadcast team, while Johnson serves as a color analyst.

• Ravens games can be heard on 98Rock (97.9 FM), WBAL 1090 AM/101.5 FM, baltimore Ravens.com, in the Ravens mobile app (when fans are in Baltimore) and on 26 regional affiliates. The network broadcast spans four states – Maryland, Pennsylvania, Delaware & Kentucky – and Washington, D.C.

• Additionally, Ravens games can be heard in Spanish on WDCN La Nueva 87.7 FM in the D.C. area. Games are called by David Andrade and Gustavo Salazar, with Ximena Lugo as producer.



RAVENS WINNING WAYS

TOP FRANCHISES / SINCE 2000

TOTAL WINS

1. New England Patriots . . . 256
2. Pittsburgh Steelers . . . 212
3. Indianapolis Colts . . . 203
4. Green Bay Packers . . . 197
5. Philadelphia Eagles . . . 196
- 6. BALTIMORE RAVENS . . . 192**

SUPER BOWL BERTHS

1. New England Patriots . . . 9
2. New York Giants . . . 3
- Pittsburgh Steelers . . . 3
- Seattle Seahawks . . . 3
- 5. BALTIMORE RAVENS . . . 2**
- Car., Den., Ind., Phi. . . . 2

SUPER BOWL TITLES

1. New England Patriots . . . 6
- 2. BALTIMORE RAVENS . . . 2**
- New York Giants . . . 2
- Pittsburgh Steelers . . . 2
- Den., GB, Ind., 1
- NO, Phi., Sea., TB 1

CONF. TITLE GAMES

1. New England Patriots . . 13
- Philadelphia Eagles 6
- Pittsburgh Steelers 6
- 4. BALTIMORE RAVENS 4**
- Green Bay Packers 4
- Indianapolis Colts 4

WINNING SEASONS

1. New England Patriots . . 18
2. Pittsburgh Steelers 15
3. Indianapolis Colts 14
- 4. Baltimore Ravens 13**
- GB, Phi. & Sea. 13

PLAYOFF BERTHS

1. New England Patriots . . 16
2. Indianapolis Colts 14
3. Green Bay Packers 13
4. Phi., Pit. & Sea. 12
- 7. BALTIMORE RAVENS 11**

PLAYOFF GAMES

1. New England Patriots . . 40
2. Indianapolis Colts 26
3. Pittsburgh Steelers 25
- Philadelphia Eagles . . . 25
- 5. BAL., GB, Sea. 24**

PLAYOFF WINS

1. New England Patriots . . 30
- 2. BALTIMORE RAVENS . . . 15**
- Pittsburgh Steelers 15
- Philadelphia Eagles . . . 14
5. Indianapolis, Seattle . . . 13

PLAYOFF PERFORMERS



In a magnificent effort showcasing thrilling performances by their defense, offense and special teams units, the Baltimore Ravens won Super Bowl XXXV with a 34-7 victory over the New York Giants. Allowing the Giants a meager 152 total net yards, New York's attack crossed midfield just twice, while Baltimore's "D" posted 4 INTs. LB Ray Lewis was named the game's MVP, capping an accolade-filled season in which he was also tabbed the NFL's Defensive Player of the Year.

Baltimore defeated San Francisco, 34-31, in Super Bowl XLVII, capturing the franchise's second World Championship. After an amazing first-half performance, the Ravens took a commanding 28-6 lead. But following a bizarre, 34-minute power outage that halted play, the 49ers stormed back into contention. Clinging to a 34-29 edge late in the game, the Ravens stood firm on a pivotal goal-line stand, jamming SF on four-straight plays inside the 7-yard line. QB Joe Flacco was named the game's MVP.

PLAYOFF PERFORMERS

PLAYOFF WINNING PERCENTAGE (Since 1970 Merger)

Rk.	Team	Record	Pct.
1.	New England Patriots*****	36-19	.655
2.	Baltimore Ravens**	15-9	.625
	New York Giants****	20-12	.625
4.	San Francisco 49ers*****	30-19	.612
5.	Pittsburgh Steelers*****	36-24	.600

* Number of Super Bowl Titles

JOHN HARBAUGH ERA [SINCE 2008]

PLAYOFF BERTHS

1. New England Patriots . . 10
2. Green Bay Packers 8
- 3. BALTIMORE RAVENS 7**
- Indianapolis Colts 7
- Pittsburgh Steelers 7
- Seattle Seahawks 7

TOTAL WINS

1. New England Patriots . . 151
2. Pittsburgh Steelers . . . 123
3. Green Bay Packers . . . 116
- New Orleans Saints . . . 116
- 5. BALTIMORE RAVENS . . . 115**
6. Seattle Seahawks 108

PLAYOFF WINS

1. New England Patriots . . 16
- 2. BALTIMORE RAVENS . . . 10**
3. Green Bay Packers 9
- Seattle Seahawks 9
5. Pittsburgh Steelers 8

PLAYOFF GAMES

1. New England Patriots . . 23
- 2. BALTIMORE RAVENS . . . 16**
- Green Bay Packers 16
4. Seattle Seahawks 15
5. Pittsburgh Steelers . . . 14

AFC TITLE GAMES

1. New England Patriots . . 8
- 2. BALTIMORE RAVENS . . . 3**
- Pittsburgh Steelers 3
4. Denver Broncos 2
- Indianapolis Colts 2
- New York Jets 2

PLAYOFF ROAD WINS

- 1. BALTIMORE RAVENS 7**
2. Green Bay Packers 5
3. New York Jets 4
4. Philadelphia Eagles . . . 3
- San Francisco 49ers . . . 3
6. Ind., LAC, NYG, Pit., Sea. . 2

REG. SEASON WINS

1. New England Patriots . . 135
2. Pittsburgh Steelers . . . 115
3. New Orleans Saints . . . 109
4. Green Bay Packers . . . 107
- 5. BALTIMORE RAVENS . . 105**
6. Atlanta Falcons 102
7. Indianapolis Colts . . . 101

REG. SEASON HOME WINS

1. New England Patriots . . 77
- 2. BALTIMORE RAVENS . . . 65**
3. Green Bay Packers . . . 64
4. Pittsburgh Steelers . . . 63
5. New Orleans Saints . . . 62
6. Minnesota Vikings . . . 60
- Seattle Seahawks 60

SUPER BOWL SUCCESS

The Baltimore Ravens are one of four franchises (New England, NY Giants and Pittsburgh) to win multiple Super Bowls since 2000.

HEAD COACH JOHN HARBAUGH

ALL-TIME RAVENS COACHING RECORDS

John Harbaugh is the third head coach in Baltimore Ravens history. He is the franchise's all-time winningest coach (115 total victories).

Coach	Seasons	Reg. Season	Playoffs	Total
John Harbaugh	2008-19	105-72	10-6	115-78
Brian Billick	1999-2007	80-64	5-3	85-67
Ted Marchibroda	1996-98	16-31-1	n/a	16-31-1

**SUPER BOWL
XLVII
CHAMPION**



HARBAUGH COACHING RECORDS (2008-19)

- Overall Career Record... 115-78
- Regular Season Record... 105-72
- at Home... 65-23
- on Road... 40-49
- vs. AFC... 80-53
- vs. AFC North... 40-26
- vs. NFC... 25-19
- Playoffs Record... 10-6
- Home Playoff Games... 2-1
- Road Playoff Games... 7-5
- Super Bowl Record... 1-0
- vs. Arizona... 1-1

RAVENS WINS UNDER HARBAUGH

Including playoffs (10-6), the Ravens are 115-78 since John Harbaugh's 2008 arrival, posting the NFL's fifth-most total wins.

TOTAL NFL WINS / INCLUDING PLAYOFFS / SINCE 2008

Rk.	Team	Total Wins
1.	New England Patriots	151
2.	Pittsburgh Steelers	123
3.	Green Bay Packers	116
	New Orleans Saints	116
5.	Baltimore Ravens	115

HARBS' RAVENS TENURE

Year	Record	Playoffs (Result)
2019	1-0	na/
2018	10-6	0-1 (Advanced to Wild Card Round)
2017	9-7	No Playoff Berth
2016	8-8	No Playoff Berth
2015	5-11	No Playoff Berth
2014	10-6	1-1 (Advanced to Divisional Round)
2013	8-8	No Playoff Berth
2012	10-6	4-0 (Won Super Bowl XLVII)
2011	12-4	1-1 (Advanced to AFC Championship)
2010	12-4	1-1 (Advanced to Divisional Round)
2009	9-7	1-1 (Advanced to Divisional Round)
2008	11-5	2-1 (Advanced to AFC Championship)

AN ELITE GROUP

MOST PLAYOFF WINS BY A COACH / FIRST 11 SEASONS / ALL TIME

Coach (Team)	Playoff Wins	Seasons
Joe Gibbs (Was.)	15	1981-91
Chuck Noll (Pit.)	14	1969-79
Bill Belichick (Cle. & NE)	11	1991-95, 2000-05
John Harbaugh (Bal.)	10	2008-18
Pete Carroll (NE & Sea.)	10	1997-98, 2010-16
Mike McCarthy (GB)	10	2006-16
Andy Reid (Phi.)	10	1999-2009
George Seifert (SF & Car.)	10	1989-96, '99-'01
Bill Walsh (SF)	10	1979-88

HARBAUGH FAST FACTS

John Harbaugh has led the Ravens to a playoff berth in seven (2008-12, 2014 & 2018) of his 11 full seasons, and in 2012, captured the franchise's second Super Bowl title. Under "Harbs," the Ravens have secured an appearance in three AFC Championships (2008, 2011 & 2012).

Here are several Harbaugh quick hits:

- The Ravens are one of only six teams (NE – 10; GB – 8; Bal., Ind., Pit. & Sea. – 7) to earn at least seven postseason berths in the last 11 years. (Baltimore has won at least one game in six of those seven playoff campaigns.)
- The Ravens' 10 playoff wins since 2008 rank second only to New England's 16.
- "Harbs" is the only head coach in NFL history to win a playoff game in each of his first four and five seasons.
- John and his brother, Jim (formerly of the 49ers), are the only head coaches to advance to three conference title games in the first five years as NFL bosses.
- Harbaugh is the only coach in NFL history to win a playoff game in six of the first seven seasons of a coaching career.
- In 2012, Harbaugh became the third coach (with Bill Cowher & Chuck Knox) since the 1970 merger to guide his team to the playoffs in each of his first five seasons.
- Harbaugh owns the fourth-most playoff wins (10, tied) by a coach in his first 11 seasons all time. (See chart at left.)
- With the Ravens' 2014 playoff berth, Harbaugh became one of eight coaches in NFL history to make the postseason in six of their first seven seasons coaching.
- Of coaches to make the playoffs in at least seven of their first 11 years, "Harbs" is one of four active coaches to do so (Pete Carroll - 8, Andy Reid - 8 & Mike Tomlin - 8).
- Harbaugh, Tom Landry (Dal.) and Tom Coughlin (Jax./NYG) own the most road playoff wins (7) by a HC in NFL history.

HEAD COACH JOHN HARBAUGH

ACTIVE HEAD COACH WINNING PERCENTAGE

Baltimore Ravens head coach John Harbaugh owns the fifth-best winning percentage (.596) among active coaches (min. 75 games), compiling a strong 115-78 record (including playoffs).

ACTIVE HEAD COACHES / CAREER WINNING PERCENTAGE (Totals Include Regular Season and Playoff Games / Min. 75 Games)

Rk.	Coach	Team	Seasons	Record	Pct.
1.	Bill Belichick	Cle./NE	1991-95, 2000-19	293-134	.686
2.	Mike Tomlin	Steelers	2007-19	133-74-1	.642
3.	Sean Payton	Saints	2006-19	127-80	.614
4.	Andy Reid	Phi./KC	1999-2019	208-138-1	.601
5.	John Harbaugh	Ravens	2008-19	115-78	.596
6.	Mike Zimmer	Vikings	2014-19	49-34-1	.589
7.	Pete Carroll	NYJ/NE/Sea.	'94, '97-99, '10-19	133-93-1	.588

HARBS' REG. SEASON TRENDS

On grass	48-34
Artificial turf	57-38
September	26-12
October	17-25
November	32-13
December	27-20
January	3-2
Leading at halftime	85-18
Leading after 3 quarters	93-16
When scoring first	77-24
Positive or even turnover ratio	82-30
Scoring 20 or more points	88-32
Scoring 30 or more points	38-5
Totaling 350 or more net yards	59-26
Rushing for 150 or more yards	35-7
Holding opp. under 250 net yards	39-6
Holding opp. under 21 points	86-15
Holding opp. under 15 points	63-7

POSTSEASON SUCCESS: ACTIVE COACHES

PLAYOFFS WIN PERCENTAGE (Min. 5 Games)

Rk.	Coach	Rec.	Pct.
1.	Bill Belichick	31-11	.738
2.	John Harbaugh	10-6	.625
3.	Dan Quinn	3-2	.600
4.	Sean Payton	8-6	.571
5.	Pete Carroll	10-8	.556

SUPER BOWL TITLES

1. Bill Belichick	6
2. John Harbaugh	1
Pete Carroll	1
Sean Payton	1
Doug Pederson	1
Mike Tomlin	1

HARBAUGH'S CAREER STOPS

Team	Position	Years
Baltimore Ravens	Head Coach	2008-19
Philadelphia Eagles	Secondary	2007
Philadelphia Eagles	Special Teams Coord.	1998-2006
Indiana University	DBs/Special Teams Coord.	1997
University of Cincinnati	Assistant Head Coach	1995-96
University of Cincinnati	TEs/OLBs/RBs/Special Teams	1989-94
Morehead State	DBs/ST Coord./S&C Coach	1988
University of Pittsburgh	Tight Ends	1987
Western Michigan	Graduate Assistant	1984-86

RAVENS UNDER HARBAUGH: SINCE 2008

3

AFC TITLE GAMES
(2nd Most - tied, Pit.)

7

ROAD PLAYOFF WINS
(NFL High)

10

PLAYOFF WINS
(2nd Most, NE - 16)

65

WINS AT HOME
(2nd Most)

115

TOTAL VICTORIES
(5th Most)

"I can't think of a coach I respect any more than John. He's got an amazing presence about him. Look what he's done. He's done great things for this organization."

- Jim Nantz, CBS Announcer, Dec. 2018



RAVENS SPECIAL TEAMS NOTES

HORTON INHERITS A RICH HISTORY

Following the 2019 retirement of longtime ST coordinator Jerry Rosburg, Chris Horton took over as the Ravens' special teams coach. Horton served as Rosburg's assistant coach for the past three seasons and now leads Baltimore's standout ST battery.

SIX PRO BOWLERS

• Six Ravens have earned eight combined Pro Bowl honors during the John Harbaugh Era (since 2008): ST Brendon Ayanbadejo (2008), K Billy Cundiff (2010), RS Jacoby Jones (2012), K Justin Tucker (2013 & 2016), LS Morgan Cox (2015 & 2016) and P Sam Koch (2015).

PRIME KICKER & PUNTER

• Two-time Pro Bowl K Justin Tucker, who the Ravens signed as a rookie free agent, owns the NFL's most FGs (238) since entering the NFL in 2012. With a 90.2% career success mark, "Tuck" is the most accurate kicker in league history (238-of-264 on FGAs). Earning his first Pro Bowl nod in 2015, P Sam Koch's 46.7 gross average ranked No. 9 in the NFL that season, while his 42.9 net average was No. 2. In 2017, Koch led the NFL in both punts inside the 10 (16) and the 20 (a franchise-record 40).

2018: ANOTHER RAVENS RETURN MAN SCORES BIG

• In Week 12's win vs. Oakland, Baltimore native CB/RS Cyrus Jones posted a 70-yard punt return TD, marking the Ravens' first PR-TD since 10/15/17, when Michael Campanaro had a 77-yarder vs. Chicago. Dating back to 2011, six different Ravens have returned punts for touchdowns: Campanaro, Kaelin Clay, Tandon Doss, C. Jones, Jacoby Jones and Lardarius Webb.

RAVENS' BIG RETURNS IN JONES' MAGICAL SEASON

• Led by Pro Bowl RS Jacoby Jones in the 2012 Super Bowl season, Baltimore ranked first in the NFL in KOR average (27.3). Jones, who became the first player ever to record dual KORs of at least 105 yards in a career, tied for a league-leading 3 kick return TDs (2 KORs & 1 PR). He also tied an NFL record for longest KOR in a Super Bowl with his 108-yard KOR-TD. (In 2014's game at Pit., he added another 108-yarder to his resume, marking 4 total KOR-TDs over 100 yards in his career.)

BALTIMORE BLOCK PARTY

Since 2014, the Ravens own the NFL's third-most blocked kicks (13, tied), including an NFL-high 4 (tied) in 2016.

MOST BLOCKED KICKS (Since 2014)

Rk.	Team	Blocks
1.	Miami / Philly.....	15
2.	New England.....	14
4.	Bal. / Den.....	13

MOST BLOCKED KICKS (2016 Season)

Rk.	Team	Blocks
1.	Baltimore.....	4
	Miami.....	4
3.	Five Teams.....	3

RAVENS' 13 BLOCKS: BREAKDOWN (SINCE 2014)

Total Blocks ... 13	1st Qtr. 3	When Losing... 8
FG Blocks 7	2nd Qtr. 1	When Winning... 3
PAT Blocks 3	3rd Qtr. 3	When Tied..... 2
Punt Blocks..... 3	4th Qtr. 6	Record 9-4



SEVEN STRAIGHT IN TOP 6

In the past seven seasons (2012-18), in the annual special teams report from senior NFL writer Rick Gosselin, Baltimore has ranked in the NFL's Top 6 for seven-straight seasons. (Gosselin's report is recognized by NFL teams as a special teams measuring stick.)

RAVENS SPECIAL TEAMS RANKINGS IN RICK GOSSELIN'S ANNUAL REPORT (Past Seven Seasons)

Season	Ranking
2018	.6th
2017	.4th
2016	.5th
2015	.1st
2014	.5th
2013	.5th
2012	.2nd

No other NFL team has been in the Top 6 (or even the Top 10) in each of the past seven seasons.

TOP KOR AVERAGE

Since 2008, when John Harbaugh became the Ravens' head coach, Baltimore owns the NFL's No. 1 KOR average (25.1).

NFL KICKOFF RETURN AVERAGE (Since 2008 / Harbaugh's Baltimore Tenure)

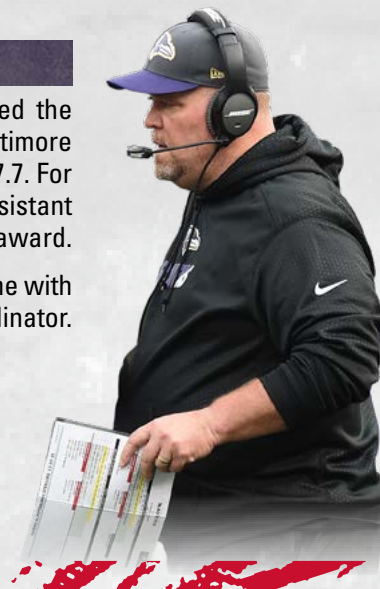
Rk.	Team	KOR	Yards	Avg.	Long	TDs
1.	Baltimore Ravens	477	11,979	25.1	108t	7
2.	Minnesota Vikings	521	12,775	24.5	109t	10
3.	New York Jets	544	13,016	23.9	107t	7

RAVENS DEFENSIVE NOTES

WINK IS THE D.C.

In his first year (2018) as Baltimore's defensive coordinator, Don "Wink" Martindale led the Ravens' unit to a No. 1-overall ranking, allowing an NFL-best 292.9 yards per game. Baltimore also permitted the league's second-fewest points per game (17.9), just behind Chicago's 17.7. For his coaching efforts, Martindale was recognized by *Sports Illustrated/MMQB* as the Assistant Coach of the Year and was the APNFL runner-up (then-Bears' DC Vic Fangio) for the same award.

The 2019 campaign marks Martindale's 15th season in the NFL, where he has also spent time with Oakland (2004-08) and Denver (2009-10). In 2010, he served as the Broncos' defensive coordinator.



2018 "D" NUMBERS TO RAVE ABOUT

1 – NFL team (Baltimore) to rank in the NFL's Top 5 in rush (82.9 – fourth) and pass (210.0 – fifth) defense.

4.81 – Yards per play the Ravens' defense allowed, ranking as the NFL's second-best mark. (Chicago was first at 4.78.)

34.1 – Third-down percentage, ranking No. 3.

50 – Plays of 20+ yards Baltimore allowed, ranking as the NFL's fourth fewest (tied with Minnesota).

58 – Points the Ravens allowed in the fourth quarter, the NFL's fewest. (Tennessee was second at 62.)

86 – Tackles for loss by Baltimore, tying (Chi. & Phi.) for fifth.

89 – Passes defended by Baltimore, ranking third.

80.6 – Defensive passer rating by Baltimore, ranking No. 2.

111 – Points allowed by Baltimore in the second half, ranking as the NFL's fewest. (Tennessee was second at 125.)

BALTIMORE: THE SHUTOUT CITY

Since 2017, 19 shutouts have been pitched by defenses throughout the NFL. Of those, a league-high 4 have come courtesy of the Ravens.

MOST SHUTOUTS (Since 1996 / Ravens' Inception)		MOST SHUTOUTS (Since 2017)	
Rk.	Team	Rk.	Team
1.	Baltimore Ravens	1.	Baltimore Ravens
2.	San Francisco 49ers	2.	Jacksonville Jaguars
	Seattle Seahawks		Los Angeles Rams

RAVENS ALL-TIME "D" COORDINATORS

Don Martindale joins a long line of great Ravens defensive coordinators, four of whom have gone on to become NFL head coaches: Marvin Lewis (1996-2001), Mike Nolan (2002-04), Rex Ryan (2005-08) and Chuck Pagano (2011).

Don Martindale (2018-19)	Rex Ryan (2005-08)
Dean Pees (2012-17)*	Mike Nolan (2002-04)
Chuck Pagano (2011)	Marvin Lewis (1996-2001)*
Greg Mattison (2009-10)	* Super Bowl-winning DC

2019 RANKINGS

1ST – TOTAL YPG

1ST – RUSH YPG

8TH – PASS YPG

3RD (T) – PPG

In 2018, the Ravens produced the NFL's No. 1 defense (yards allowed per game). It marked the second time (2006) in team history that Baltimore posted the league's No. 1 unit.

2018 TOTAL DEFENSE		2018 SCORING DEFENSE	
Rk.	Team	Rk.	Team
1.	Baltimore	1.	Chicago
2.	Buffalo	2.	Baltimore
3.	Chicago	3.	Tennessee
4.	Minnesota	4.	Houston
5.	Jacksonville		Jacksonville

RAVENS "D" UNDER HARBAUGH

Don Martindale leads a defensive unit that, during the John Harbaugh Era (2008-19), has been superb.

POINTS PER GAME ALLOWED	TOUCHDOWNS ALLOWED
1. Baltimore	1. Baltimore
2. Pittsburgh	2. Pittsburgh
3. New England	3. Seattle
TOTAL NET YARDS ALLOWED	OPPONENT PASSER RATING
1. Pittsburgh	1. Baltimore
2. Baltimore	2. Buffalo
3. NY Jets	3. Cincinnati
RUSHING YARDS ALLOWED	THIRD-DOWN DEFENSE
1. Pittsburgh	1. Baltimore
2. Baltimore	2. Houston
3. Minnesota	3. Arizona

SACK CITY, USA

In 2018's Week 6 win at the Titans, Baltimore racked up a franchise-best 11 sacks, tying for the second most by a team in league history. They also stand as the most in an NFL game since 2012 (SD, 11).

MOST SINGLE-GAME SACKS RAVENS HISTORY

10/14/18 at Ten.	11
11/24/11 vs. SF.	9
11/26/06 vs. Pit.	9
11/16/97 vs. Phi.	9

Second-Half "D" Dominates: In 2018's Week 6 win vs. Tennessee, the Ravens became the first team since the 1934 Lions not to allow a TD after halftime in each of their first six games of a season. (Baltimore's streak was then snapped by NO in Week 7.)

RAVENS OFFENSIVE NOTES

ROMAN ELEVATED TO D.C.

Following the 2018 season, the Ravens named Greg Roman their offensive coordinator. Roman is a 21-year NFL coaching veteran who spent 2018 as the team's assistant head coach/TEs coach. He re-joined the Ravens in 2017 as a senior offensive assistant/TEs coach after his first stint with the team as an assistant O-line coach from 2006-07.

Previously, Roman was a successful "O" coordinator with the Buffalo Bills (2015-16) and San Francisco 49ers (2011-14). With each team, Roman worked with QBs who totaled their highest single-season passer ratings under his guidance: Tyrod Taylor (Bills – 99.4 in 2015), Colin Kaepernick (49ers – 98.3 in 2012) and Alex Smith (49ers – 104.1 in 2012).



RAVENS SET FRANCHISE MARK

Boasting the NFL's No. 2 ground attack (152.6 ypg) in 2018, the Ravens racked up the most total net yards (5,999) and second-most rushing yards (2,441) in single-season franchise history.

RAVENS SINGLE-SEASON OFFENSIVE RECORDS

MOST RUSHING YARDS	
Rk.	Year
1.	2003.....2,674
2.	2018..... 2,441
3.	2008.....2,376

MOST TOTAL NET YARDS	
Rk.	Year
1.	2018..... 5,999
2.	2014.....5,838
3.	2015.....5,749

TEAM RECORDS SET IN 2019'S WEEK 1

On Sept. 8 at Miami, the Ravens established team records for most points (59) and yards (643) in a game, beating the Dolphins 59-10 on Kickoff Weekend. Here are the top marks in franchise history:

MOST TOTAL NET YARDS / RAVENS SINGLE-GAME HISTORY

Rk.	Yards	Date/Opp.	Result
1.	643	9/8/19 at Mia.	W, 59-10
2.	553	9/25/11 at STL	W, 37-7
3.	548	12/13/09 vs. Det.	W, 48-3
4.	533	12/23/12 vs. NYG	W, 33-14
5.	503	9/23/12 vs. NE	W, 31-30

MOST POINTS / RAVENS SINGLE-GAME HISTORY

Rk.	Points	Date/Opp.	Result
1.	59	9/8/19 at Mia.	W, 59-10
2.	55	11/11/12 vs. Oak.	W, 55-20
3.	48	12/19/05 vs. GB	W, 48-3
	48	12/13/09 vs. Det.	W, 48-3
	48	10/12/14 at TB	W, 48-17

The Ravens' 643 yards of offense are the most in an NFL game since 2012, when Houston posted 653 vs. Jacksonville.

RUN GAME FAST FACTS

- Under John Harbaugh, when rushing for at least 125 yards, the Ravens have produced a 56-12 record. Baltimore is 35-7 when rushing for at least 150 yards and 16-1 when tallying at least 200 under "Harbs."
- From Weeks 11-15 in 2018, the Ravens rushed for at least 190 yards in five-straight games. The last NFL team to achieve this feat was the 1976 Steelers.
- In its last seven games of 2018 (6-1 record), Baltimore rushed for an NFL-high 229.6 YPG.

2019 RANKINGS

1ST – TOTAL YPG

1ST – RUSH YPG

3RD (T) – PASS YPG

1ST – PPG

Roman on the Ravens' 2019 Offense:

"There's an element of our offense where we want to be able to get medieval and get downhill on people. There are a variety of ways to do it. We don't want to narrow ourselves to say, 'We're only doing this,' or, 'We're only doing that.' Let's roll the balls out there, see what the guys can do."

FOR THE LONG HAUL

Baltimore's offense posted an NFL-high 40 10-play drives in 2018, 19 of which produced TDs.

10-PLAY TOUCHDOWN DRIVES / 2018 SEASON

Rk.	Team	Poss.	10-Play Drives	10-Play TDs
1.	Baltimore	177	40	19*
2.	New England	182	35	15
3.	Kansas City	170	34	18

* NFL high, with KC, NO & Pit. (18) in second

THIRD-DOWN SUCCESS

In 2018, Baltimore ranked No. 6 in third-down offense, converting 104 of 231 attempts (45.0%). Here's a breakdown of the final third-down offensive rankings:

Third-and-short (<4 yards) 49 of 63 (77.8%) – No. 1
 Third-and-2/3 21 of 29 (72.4%) – No. 2
 Third-and-1 28 of 34 (82.4%) – No. 3
 Third down overall 104 of 231 (45.0%) – No. 6

2

Ravens 2018 Rushing Ranking (152.6 YPG) (Seattle, 160.0, No. 1)

5

NFL-High 200-Yard Rushing Games by Baltimore in 2018 (Weeks 11-13, Week 15 & Week 17)

RAVENS PERSONNEL NOTES



EVP & GM ERIC DECOSTA

Eric DeCosta's loyalty, love and pride for the Baltimore Ravens are unmatched. A pillar of the organization's well laid foundation, DeCosta has been with the franchise since Day One, first beginning as an intern during the inaugural 1996 season and then ascending to the personnel department's chief decision-maker in 2019.

Prior to being named executive vice president and general manager this past January – succeeding the legendary Ozzie Newsome – DeCosta, 48, received GM interview offers annually from multiple teams in recent years. However, he never seriously considered leaving Baltimore. Simply put, Eric's respect for – and thorough understanding of – the Ravens' culture aligned perfectly with his pursuit of a dream job.

24TH RAVENS SEASON

"The perfect word is seamless. He's had the experience of watching how Ozzie [Newsome] takes over a room – building a consensus, but [knowing] you have to make the final call. Building that strong consensus with great football minds is what has allowed Ozzie to have the success he's had, and I think Eric obviously understands that very well. The Ravens should be in great hands."

– ESPN's Mel Kiper Jr. on DeCosta's transition to GM

FIRST-ROUND FINDS

The Ravens have tabbed 24 players in the first round. These picks have earned 61 combined Pro Bowls, multiple Defensive POY Awards, two Super Bowl MVPs and three HOF selections.

RAVENS ALL-TIME FIRST-ROUND DRAFT PICKS

Year	Name	Pick	Pro Bowls
1996	T Jonathan Ogden* –	4	11
1996	LB Ray Lewis* ++ ~ –	26	13
1997	LB Peter Boulware*	4	4
1998	CB Duane Starks*	10	
1999	CB Chris McAlister*	10	3
2000	RB Jamal Lewis*=	5	1
2000	WR Travis Taylor	10	
2001	TE Todd Heap*	31	2
2002	S Ed Reed*+ –	24	9
2003	OLB Terrell Suggs*+	10	7
2003	QB Kyle Boller	19	
2005	WR Mark Clayton*	22	
2006	DT Haloti Ngata*	12	5
2007	G Ben Grubbs*	29	2
2008	QB Joe Flacco^ ~	18	
2009	T Michael Oher*	23	
2011	CB Jimmy Smith	27	
2013	S Matt Elam	32	
2014	LB C.J. Mosley*	17	4
2015	WR Breshad Perriman	26	
2016	T Ronnie Stanley	6	
2017	CB Marlon Humphrey	16	
2018	TE Hayden Hurst	25	
2018	QB Lamar Jackson	32	
2019	WR Marquise Brown	25	

* All-Rookie Team ^ Rookie of the Year (NFL.com Fan Vote)
 ~ Super Bowl MVP + Defensive Player of the Year Award
 = Offensive Player of the Year Award – Pro Football Hall of Fame

HOMEGROWN PRO BOWLERS

Year Drafted (Rd.)	Name	Pro Bowls
1996 (1st)	LB Ray Lewis	13
1996 (1st)	T Jonathan Ogden	11
2002 (1st)	S Ed Reed	9
2003 (1st)	OLB Terrell Suggs	7
2007 (3rd)	G Marshal Yanda	7
2006 (1st)	DT Haloti Ngata	5
1997 (1st)	OLB Peter Boulware	4
2014 (1st)	LB C.J. Mosley	4
1999 (1st)	CB Chris McAlister	3
2008 (2nd)	RB Ray Rice	3
2015 (RFA)	LS Morgan Cox #	2
2001 (1st)	TE Todd Heap	2
1996 (5th)	WR/RS Jermaine Lewis	2
2007 (4th)	FB Le'Ron McClain	2
2000 (6th)	OLB Adalius Thomas	2
2012 (RFA)	K Justin Tucker #	2
2007 (1st)	G Ben Grubbs	1
2013 (4th)	FB Kyle Juszczyk	1
2006 (6th)	P Sam Koch	1
2000 (1st)	RB Jamal Lewis	1
2002 (RFA)	LB Bart Scott #	1
2013 (3rd)	DT Brandon Williams	1

Undrafted rookie free agent **Bold indicates 2018 Pro Bowler**

22	19	3
Homegrown Ravens Pro Bowlers	Drafted Ravens To Earn Pro Bowl Honors	Undrafted Rookies To Earn Pro Bowl Honors

Ravens' Three Hall of Famers: Jonathan Ogden (2013), Ray Lewis (2018) & Ed Reed (2019):

Baltimore has drafted three players (Ogden, Lewis & Reed) who were selected to the Pro Football Hall of Fame. For Ogden & Lewis, it was the first time ever two players were drafted in the same round (1st in 1996) by a team and reached the HOF in their initial year of eligibility.

RAVENS PERSONNEL NOTES

RAVENS DRAFT SUCCESS ACROSS THE BOARD

- 1ST** → Jonathan Ogden ('96), Ray Lewis ('96), Peter Boulware ('97), Chris McAlister ('99), Jamal Lewis ('00), Todd Heap ('01), Ed Reed ('02), Terrell Suggs ('03), Haloti Ngata ('06), Joe Flacco ('08), Jimmy Smith ('11), C.J. Mosley ('14), Ronnie Stanley ('16), Marlon Humphrey ('17)
- 2ND** → Jamie Sharper ('97), Ray Rice ('08), Torrey Smith ('11), Courtney Upshaw ('12), Kelechi Osemele ('12), Timmy Jernigan ('14)
- 3RD** → Casey Rabach ('01), Marshal Yanda ('07), Lardarius Webb ('09), Brandon Williams ('13), Crockett Gillmore ('14)
- 4TH** → Edwin Mulitalo ('99), Jarret Johnson ('03), Le'Ron McClain ('07), Dennis Pitta ('10), Kyle Juszczyk ('13), Alex Lewis ('16), Tavon Young ('16)
- 5TH** → Jermaine Lewis ('96), Dawan Landry ('06), Arthur Jones ('10), Pernell McPhee ('11), Rick Wagner ('13), Matthew Judon ('16)
- 6TH** → Adalius Thomas ('00), Chester Taylor ('02), Sam Koch ('06), Haruki Nakamura ('08), Tyrod Taylor ('11), Maurice Canady ('16)
- 7TH** → DeAngelo Tyson ('12), Michael Campanaro ('14)
- RFA** → Mike Flynn ('97), Priest Holmes ('97), Will Demps ('02), Bart Scott ('02), Ma'ake Kemoeatu ('02), Jameel McClain ('08), Dannell Ellerbe ('09), Morgan Cox ('10), Justin Tucker ('12), James Hurst ('14), Zach Orr ('14), Patrick Onwuasor, ('16) Michael Pierce ('16), Matt Skura ('16)

RAVENS 20/20 CLUB

The Ravens' "20/20 Club" includes members of the personnel staff who started with as young assistants and grew into evaluators with more input. The term "20/20" refers to hiring 20-year-olds for \$20,000. But according to Ozzie Newsome: "The guys actually started when they were a little older than 20 and for more than \$20,000, but that's what we call them."

RAVENS "20/20 CLUB" GRADUATES (Current Scouts)

Name	Joined Ravens	Current Title
George Kokinis	1991 (w/ Browns)	Dir. of Player Personnel
Eric DeCosta	1996	EVP & General Manager
Joe Hortiz	1998	Dir. of Player Personnel
Mark Azevedo	2005	Player Personnel Coor.
David Blackburn	2007	West Area Scout
Andrew Raphael	2013	Southeast Area Scout
Brandon Berning	2015	Midwest/SW Area Scout
Joey Cleary	2015	Northeast Area Scout
Patrick Williams	2016	College Scout
Corey Frazier	2017	Pro Scout

UNDRAFTED ROOKIE STREAK

Undrafted rookies LB Otaru Alaka and G Patrick Mekari made the Ravens' 2019 Week 1 roster, marking the 16th-straight season a RFA has made Baltimore's team. That stretch ties for the NFL's second-longest active streak.

CONSECUTIVE SEASONS W/ ROOKIE FA ON WEEK 1 ROSTER (Current NFL Streaks)

Rk.	Team	Seasons
1.	Indianapolis Colts	21
2.	Baltimore Ravens	16
	New England	16

SUPER BOWLS SINCE 2000

MOST SUPER BOWL CHAMPIONSHIPS (Since 2000 Season)

Titles	Team	Seasons
6	New England Patriots	'01, '03-04, '14, '16, '18
2	Baltimore Ravens	2000, '12
2	New York Giants	2007, '11
2	Pittsburgh Steelers	2005, '08

THE WIZARDRY OF OZ

Ozzie Newsome's legacy is unlike any the game has seen. Known throughout all of sports as a premier leader, Newsome is a Hall of Fame player, the architect of Baltimore's 2000 and 2012 Super Bowl championship teams and an elite evaluator who became the NFL's first African American GM. In 2019, his longtime top lieutenant, Eric DeCosta, took over as the Ravens' EVP & GM. However, Newsome maintains a significant role within the organization as its executive VP.

OZZIE NEWSOME CAREER SNAPSHOT

- NFL's first African American General Manager (promoted in 2002)
- Architect of Ravens 2000 & 2012 Super Bowl Championship Teams
- NFL Executive of the Year (2000)
- Pro Football Hall of Fame (class of 1999)
- State of Alabama Hall of Fame (class of 1995)
- National Football Foundation College Hall of Fame and NCAA Hall of Fame (class of 1994)
- 13-Year NFL Tight End with Cleveland Browns (1978-90)
- Three-Time Pro Bowler (1981, 1984-85)
- Four-Time Cleveland Touchdown Club Offensive Player of the Year
- Member of NFL Policy-Making Groups: Competition Comm. & Player Care Found. Board



IRONMEN / TURNOVERS NOTES

CARR IS THE IRON HORSE

CB Brandon Carr's 177-consecutive starts rank as the NFL's longest active streak among defensive players. They stand second overall among all NFL players.

NFL CONSECUTIVE GAMES STARTED (Current NFL Streaks)

Rk.	Player	Games
1.	QB Philip Rivers (LAC)	209
2.	CB Brandon Carr (Bal.)	177
3.	QB Matt Ryan (Atl.)	148
4.	Ryan Kerrigan (Was.)	129
	Matthew Stafford (Det.)	129
6.	Ndamukong Suh (TB)	116

RAVENS IRONMEN

RAVENS CONSECUTIVE GAMES PLAYED / ACTIVE STREAKS

Rk.	Player	Games
1.	Sam Koch	209
2.	Justin Tucker	113
3.	Anthony Levine Sr.	97

RAVENS CONSECUTIVE GAMES PLAYED / ALL-TIME STREAKS

Rk.	Player	Games	Years
1.	Sam Koch	209	2006-present
2.	Jarret Johnson	129	2003-11
3.	Joe Flacco	122	2008-2015
4.	Justin Tucker	113	2012-present
5.	Peter Boulware	111	1997-2003

RAVENS ALL-TIME GAMES PLAYED

Rk.	Player	Games	Years
1.	Terrell Suggs	229	2003-18
2.	Ray Lewis	228	1996-2012
3.	Sam Koch	209	2006-present
4.	Matt Stover	207	1996-2008
5.	Jonathan Ogden	177	1996-2007
6.	Joe Flacco	163	2008-18
	Marshal Yanda	163	2007-present
8.	Ed Reed	160	2002-12
9.	Jarret Johnson	143	2003-11
10.	Morgan Cox	135	2010-present
	Chris McAlister	135	1999-2008
	Haloti Ngata	135	2006-14
13.	Kelly Gregg	134	2001-10
14.	Mike Flynn	133	1998-2007
	Todd Heap	133	2001-10

TWO DURABLE RAVENS

Among active NFL players, P Sam Koch (209) & CB Brandon Carr (177) each rank first at their respective positions for current streaks of most consecutive games played.

CONSECUTIVE GAMES PLAYED / CURRENT NFL STREAKS

PUNTERS

1.	Sam Koch (Bal.)	209
2.	Brett Kern (Ten.)	177
3.	Dustin Colquitt (KC)	169

CORNERBACKS

1.	Brandon Carr (Bal.)	177
2.	Casey Hayward (LAC)	81
3.	Malcolm Butler (Ten.)	69

TURNOVER MARGIN SINCE 2008

Since John Harbaugh's 2008 Baltimore arrival, the Ravens have produced the NFL's fifth-best turnover differential (+46).

NFL's TOP TURNOVER DIFFERENTIALS (Since 2008 / John Harbaugh Era)

Rk.	Team	Takeaways	Giveaways	Turnover Diff.
1.	New England	308	174	+134
2.	Green Bay	295	201	+94
3.	Kansas City	286	226	+60
	Seattle	286	226	+60
5.	Baltimore	286	240	+46
6.	Carolina	305	269	+36
7.	Atlanta	266	233	+33

TURNOVER MARGIN AT HOME

Baltimore owns a +54 differential at home during the John Harbaugh Era, ranking as the league's third-best (tied) mark.

NFL's TOP TURNOVER DIFFERENTIALS / AT HOME (Since 2008 / John Harbaugh Era)

Rk.	Team	Takeaways	Giveaways	Turnover Diff.
1.	Green Bay	166	87	+79
	New England	165	86	+79
3.	Baltimore	157	103	+54
	Seattle	162	108	+54

TURNOVER TABLE SINCE 2000

Year	TA/TO	Plus/Minus	Record
2019	3/0	+3	1-0
2018	17/20	-3	10-6
2017	34/17	+17	9-7
2016	28/23	+5	8-8
2015	14/28	-14	5-11
2014	22/20	+2	10-6
2013	24/29	-5	8-8
2012	25/16	+9	10-6
2011	26/24	+2	12-4
2010	27/20	+7	12-4
2009	32/22	+10	9-7
2008	34/21	+13	11-5
2007	23/40	-17	5-11
2006	40/23	+17	13-3
2005	26/36	-10	6-10
2004	34/23	+11	9-7
2003	41/38	+3	10-6
2002	31/32	-1	7-9
2001	28/36	-8	10-6
2000	49/26	+23	12-4
Total	558/494	+64	177-128

THE RAVENS ARE...

Since 2000, here are the Ravens' records in a game:

When turnover ratio is +2 or better	79-5
When turnover ratio is +1 or better	114-17
When turnover ratio is even	31-24
When turnover ratio is negative	31-85

THAT M&T MAGIC

HOME UNDER HARBS

Under John Harbaugh (since 2008) the Ravens own the NFL's second-best home winning pct. (tied, GB), going 65-23 at M&T Bank Stadium.

NFL'S BEST REGULAR SEASON HOME RECORDS (John Harbaugh Era / Since 2008)

Rk.	Team	Record	Pct.
1.	New England Patriots	77-12	.865
2.	Baltimore Ravens	65-23	.739
	Green Bay Packers	64-22-2	.739
4.	Pittsburgh Steelers	63-25	.716
5.	New Orleans Saints	62-27	.697

RAVENS DEFEND THE BANK

The Ravens have been outstanding at home since they arrived in Baltimore. Below are their respective home records and corresponding NFL rankings during several periods.

RAVENS HOME RECORDS / NFL RANKINGS

Time Period (Milestone)	Record	NFL Rank
Since 2010 (Past Nine Seasons)	53-19	3t
Since 2008 (John Harbaugh's Arrival)	65-23	2t
Since 2000 (First Super Bowl Season)	110-41	2
Since 1998 (M&T Bank Stadium Opened)	118-49	3
Since 1996 (Team's Inception)	125-57-1	5

HOME "D" UNDER HARBS (SINCE 2008)

16.6 **74.2** **299.0**

POINTS ALLOWED PER GAME (NFL'S BEST) **OPPONENT PASSER RATING (NFL'S BEST)** **YARDS ALLOWED PER GAME (NFL'S BEST)**

Dating back to 2008, the Ravens have outscored opponents 2,205 to 1,465 at home. In their 65 wins during this span, the margin of victory has been 14.1 points per game.

The Ravens own a +740 point differential at home under John Harbaugh, ranking No. 3 in the NFL (NE is +1,109 & GB is +780).

Baltimore is 32-0 under Harbaugh when allowing 12 points or fewer at home, which it did twice (TB - 12 & Buf. - 3) in 2018.

HOME "D" DOMINANCE DATES WAY BACK

The Ravens' "D" has been stout at home for many seasons. Since 2003, Baltimore ranks first in several key categories:

BEST NFL DEFENSES AT HOME / SINCE 2003

POINTS PER GAME (Fewest Allowed)

1. Baltimore	16.5
2. New England	16.9
3. Seattle	18.0

TOTAL DEFENSE (Fewest Yards Allowed)

1. Baltimore	293.2
2. Pittsburgh	298.9
3. Seattle	312.0

INTERCEPTIONS

1. Baltimore	157
2. New England	156
3. Cincinnati	154

SACKS

1. Minnesota	365
2. Seattle	340
3. Baltimore	336

HOME FAST FACTS

- Under John Harbaugh, the Ravens are 17-2 in September home games. The Ravens have won 20 of their past 22 home games in the month of September (dating back to 2006).
- Under Harbaugh, the Ravens are 20-4 in November home games, producing the NFL's best such record. The Ravens have won 18 of their past 21 home games during the month.
- The Ravens are 18-8 at home in the month of December under Harbaugh and 38-16 in such games during their history.
- Under Harbaugh (since 2008), Baltimore has gone 17-5 against NFC teams at M&T Bank Stadium, producing the best (tied, Den. & Pit.) home record by an AFC squad vs. the "other" conference.
- Baltimore has won 20 of its last 25 home games vs. NFC teams.
- In their history, the Ravens have hosted 18 games when the temperature was below 40 degrees. Baltimore is 15-3 in such games.
- Baltimore is 8-1 at home in November against AFC North foes under Harbaugh. Overall under Harbaugh, the Ravens are 23-10 in home games played against AFC North foes.
- Baltimore has won 18 of its last 25 home games vs. AFC North foes.
- The Ravens are 13-3 at home all time against teams from the West Coast (Oak. - 6-1, SD - 3-1, SF - 2-0 and Sea. - 2-1).

BEST HOME DEFENSE

Baltimore has permitted an NFL-best 16.6 ppg at home during the John Harbaugh Era. Under "Harbs," the Ravens are 30-0 at home when allowing 10 points or fewer. In 19 of those games, the Ravens gave up no more than 7 points.

FEWEST POINTS/GAME ALLOWED AT HOME

(Since 2008 / John Harbaugh Era)

Rk.	Team	PPG
1.	Baltimore	16.6
2.	New England	18.1
3.	Seattle	18.4



ALL-TIME RESULTS / TRENDS

RAVENS ALL-TIME RECORDS

	Overall Record	Home	Away
Overall	201-167-1	126-57-1	75-110
In M&T Bank Stadium (since 1998)	119-49	119-49	n/a
Coached by Ted Marchibroda	16-31-1	11-12-1	5-19
Coached by Brian Billick	80-64	50-22	30-42
Coached by John Harbaugh	105-72	65-23	40-49
vs. AFC Teams	156-129	98-50	58-79
vs. AFC North	58-44	35-16	23-28
vs. AFC Central (1996-2001)	26-28	13-14	13-14
vs. AFC East	24-21	17-5	7-16
vs. AFC South	18-17	12-5	6-12
vs. AFC West	26-19	17-7	9-12
vs. NFC Teams	50-39-1	33-10-1	17-29
vs. NFC North	8-8	6-2	2-6
vs. NFC Central (1996-2001)	3-5	3-1	0-4
vs. NFC East	13-9-1	8-2-1	5-7
vs. NFC South	12-8	6-4	6-4
vs. NFC West	14-9	10-1	4-8
On Monday Night Football	12-11	5-2	7-9
On Thursday Night Football	7-5	6-1	1-4
On Saturday	4-1	2-0	2-1
In Overtime	12-13-1	7-4-1	5-9
Ravens Shutout Wins	14-0	6-0	8-0
In Season Openers	13-11	8-4	5-7
Indoors	6-15	n/a	6-15
Note: Baltimore has played in Houston's Reliant/NRG Stadium five times (3-2), Indy's Lucas Oil Stadium twice (0-2), Dallas' Texas Stadium once (1-0) and Atlanta's Mercedes-Benz Stadium once (1-0). Three of those games at Reliant Stadium (12/13/10, 10/21/12 & 12/21/14) came when the roof was closed, meaning those games were "indoors," while the other games listed are considered "outdoors" due to open roofs.			
In August	0-1	0-1	0-0
In September	49-30	31-7	18-23
In October	36-52	19-20	17-32
In November	57-39-1	35-13-1	22-26
In December	54-41	38-16	16-25
In January	5-4	3-0	2-4

RAVENS RESULTS WHEN...

Team	Since 2000	Since 2008	2019
Record	177-128	105-72	1-0
vs. AFC North (since 2002)	58-44	40-26	0-0
vs. AFC	134-96	80-53	1-0
vs. NFC	43-32	25-19	0-0
Home	111-41	66-23	0-0
Away	66-87	40-49	1-0
On grass	86-70	48-34	1-0
Artificial turf	91-58	57-38	0-0
Outdoors	172-116	99-64	1-0
Indoors	5-12	4-7	0-0
September	41-23	26-12	1-0
October	33-41	17-25	0-0
November	52-27	32-13	0-0
December	46-34	27-20	0-0
January	5-3	3-2	0-0
Leading at halftime	140-24	85-18	1-0
Trailing at halftime	27-91	14-49	0-0
Tied at halftime	10-13	6-5	0-0
Tied after 3 quarters	4-7	2-3	0-0
Leading After 3 quarters	151-18	93-16	1-0
Trailing after 3 quarters	23-102	10-56	0-0
Decided by 7 points or less	72-71	41-47	0-0
Decided by 3 points or less	41-40	25-26	0-0
When scoring first	123-39	77-24	1-0
When not scoring first	55-89	28-48	0-0
Positive or even turnover ratio	146-42	82-30	1-0
Negative turnover ratio	31-86	23-42	0-0
Winning penalty ratio	80-53	49-27	1-0
Losing penalty ratio	85-65	48-37	0-0
Overtime	9-11	6-8	0-0
When returning a KOR for a TD	5-3	5-2	0-0
When returning a PR for a TD	9-3	5-1	0-0

Offense	Since 2000	Since 2008	2019
Scoring 20 or more points	139-47	38-32	1-0
Scoring 30 or more points	58-7	38-5	1-0
Having 20 or more first downs	83-50	61-31	1-0
Totaling 350 or more net yards	84-41	59-26	1-0
At least 35 minutes time of poss.	49-7	29-5	1-0
Rushing for 150 or more yards	60-15	35-7	1-0
When not throwing an INT	99-23	61-16	1-0
With a 100-yard rusher	57-21	29-8	1-0
Without a 100-yard rusher	120-107	76-64	0-0
With a 100-yard receiver	39-23	26-16	1-0
Without a 100-yard receiver	138-105	79-56	0-0
With a 300-yard passer	23-19	20-14	1-0
Without a 300-yard passer	154-109	85-58	0-0
Defense	Since 2000	Since 2008	2019
When scoring a defensive TD	45-7	23-5	0-0
When returning an INT for a TD	33-3	15-2	0-0
When returning a fumble for a TD	12-4	8-3	0-0
Recording 3 or more sacks	97-39	51-25	1-0
Holding opp. under 250 net yards	55-6	39-6	1-0
Holding opp. under 21 points	142-36	86-15	1-0
Holding opp. under 15 points	111-16	63-7	1-0
Allowing a 100-yard rusher	17-28	10-17	0-0
Not allowing a 100-yard rusher	159-101	95-55	1-0
Allowing a 100-yard receiver	37-40	20-24	0-0
Not allowing a 100-yard receiver	141-87	85-48	1-0
Allowing a 300-yard passer	23-27	15-19	0-0
Not allowing a 300-yard passer	153-101	90-53	1-0

LAMAR JACKSON NOTES

WHAT A START

In Week 1 at Miami (9/8), QB Lamar Jackson completed 17 of 20 passes for 324 yards, 5 TDs and 0 INTs for a perfect 158.3 passer rating. Jackson became just the seventh QB in NFL history with at least 300 passing yards, 5 TDs and a 158.3 rating.

QUARTERBACKS w/ 300 YARDS, 5 TDs & A 158.3 RATING (NFL History)

Player	Date/Opp.	Cmp-Att.	Pct.	Yards	TDs
Lamar Jackson	9/8/19 at Mia.	17-20	85.0	324	5
Ben Roethlisberger	11/8/18 vs. Car.	22-25	88.0	328	5
Jared Goff	9/27/18 vs. Min.	26-33	78.8	465	5
Nick Foles	11/3/13 at Oak.	22-28	78.6	406	7
Drew Brees	11/30/09 vs. NE	18-23	78.3	371	5
Tom Brady	10/21/07 at Mia.	21-25	84.0	354	6
Peyton Manning	9/28/03 at NO	20-25	80.0	314	6

JACKSON LEADS "O" TO NEW HEIGHTS

Led by QB Lamar Jackson on Sept. 8 at Miami, the Ravens established team records for most points (59) and yards (643) in a game, beating the Dolphins 59-10 on Kickoff Weekend. Here are the top marks in franchise history:

MOST TOTAL YARDS / RAVENS SINGLE-GAME HISTORY

Rk.	Yards	Date/Opp.	Result
1.	643	9/8/19 at Mia.	W, 59-10
2.	553	9/25/11 at STL	W, 37-7
3.	548	12/13/09 vs. Det.	W, 48-3
4.	533	12/23/12 vs. NYG	W, 33-14
5.	503	9/23/12 vs. NE	W, 31-30

MOST POINTS / RAVENS SINGLE-GAME HISTORY

Rk.	Points	Date/Opp.	Result
1.	59	9/8/19 at Mia.	W, 59-10
2.	55	11/11/12 vs. Oak.	W, 55-20
3.	48	12/19/05 vs. GB	W, 48-3
	48	12/13/09 vs. Det.	W, 48-3
	48	10/12/14 at TB	W, 48-17

THE JACKSON FIVE

MOST TOUCHDOWN PASSES (Ravens Single-Game History)

Quarterback/Date/Opp.	TDs
Lamar Jackson, 9/8/19 at Mia.....	5
Joe Flacco, 10/12/14 at TB	5
Tony Banks, 9/10/00 vs. Jax.....	5

ON THE MARK

BEST COMPLETION PERCENTAGE (Ravens Single-Game History)


Quarterback/Date/Opp.	Pct.
Lamar Jackson, 9/8/19 at Mia.....	85.0
Joe Flacco, 11/1/09 vs. Den.....	80.0
Elvis Grbac, twice.....	80.0

PERFECTION

HIGHEST PASSER RATING (Ravens Single-Game History)

Quarterback/Date/Opp.	Rate
Lamar Jackson, 9/8/19 at Mia. ...	158.3
Joe Flacco, 10/12/14 at TB	149.7
Joe Flacco, 9/28/14 vs. Car.	137.4

JACKSON IS THE YOUNGEST QB IN NFL HISTORY TO PRODUCE A PERFECT 158.3 PASSER RATING.



LAMAR JACKSON NOTES

JACKSON & EDWARDS DUO

In 2018, from Weeks 11-17, Baltimore racked up an NFL-best 1,607 rushing yards. Much of that can be attributed to rookie RB Gus Edwards and rookie QB Lamar Jackson, who each ranked in the NFL's Top 7 rushing leaders during this span.

RUSHING YARDS / 2018 WEEKS 11-17 (Final Seven Games)

Rk.	Player	Att.	Yards	Avg.	LG	TDs
1.	Saquon Barkley (NYG)	130	721	5.55	78t	6
2.	Derrick Henry (Ten.)	114	701	6.15	99t	8
3.	Gus Edwards (Bal.)	122	654	5.36	43	2
	Chris Carson (Sea.)	136	654	4.81	61	7
5.	Ezekiel Elliott (Dal.)	136	603	4.43	24	2
6.	Joe Mixon (Cin.)	121	598	4.94	51	4
7.	Lamar Jackson (Bal.)	119	556	4.67	39	4

DID YOU KNOW?

- QB Lamar Jackson's 695 rushing yards in 2018 rank as the 11th most by a QB in NFL single-season history.
- The 695 yards also stand third most by a rookie QB, only behind Robert Griffin III (815 in 2012) and Cam Newton (706 in 2011).
- Jackson became the youngest QB to start a playoff game in NFL history (21 years, 364 days), posting a game-high 194 passing yards and 2 TDs in the Wild Card vs. LAC (1/6/19).
- Jackson earned NFL Offensive Rookie of the Month for December 2018, rushing for 366 yards and 3 TDs. He also completed 65 of 114 passes for 786 yards and 4 TDs.

NOSE FOR THE END ZONE

QB Lamar Jackson produced 5 of the Ravens' 19 rushing TDs in 2018, which ranked as the NFL's third most.

RUSHING TOUCHDOWNS (NFL QBs / 2018 Season)

1.	Josh Allen (Buf.)	8
2.	Dak Prescott (Dal.)	6
3.	Lamar Jackson (Bal.)	5
	Deshaun Watson (Hou.)	5
5.	Drew Brees (NO)	4
	Cam Newton (Car.)	4

TEAM RUSHING TDs (2018 Season)

Rk.	Team	TDs
1.	New Orleans	26
2.	LA Rams	23
3.	Baltimore	19
4.	Denver	18
	New England	18

ROOKIE QB WINS

ROOKIE QBs WITH MOST WINS IN FIRST SEVEN STARTS OF A CAREER (Since 1970 Merger)

Year	Quarterback	Record
2004	Ben Roethlisberger	7-0
2018	Lamar Jackson	6-1
2016	Dak Prescott	6-1

ACTION JACKSON


QB Lamar Jackson rushed for 695 yards in 2018, the most among NFL QBs. In his last seven games alone (all starts with a 6-1 record), Jackson posted 556 rushing yards, which ranked as the NFL's seventh-most overall from Weeks 11-17.

MOST RUSHING YARDS / QUARTERBACKS / 2018 SEASON

Rk.	Quarterback	Att.	Yards	Avg.	LG	TDs
1.	Lamar Jackson (Bal.)	147	695	4.73	39	5
2.	Josh Allen (Buf.)	89	631	7.09	45	8
3.	Deshaun Watson (Hou.)	99	551	5.57	34	5
4.	Cam Newton (Car.)	101	488	4.83	29	4
5.	Mitchell Trubisky (Chi.)	68	421	6.19	39	3

GOOD MORNING FOOTBALL'S KYLE BRANDT ON QB LAMAR JACKSON'S ATHLETICISM:

**"I CAN ACTUALLY FEEL THE X-BOX CONTROLLER
IN MY HAND AS IT'S HAPPENING."**



WEEK 1 AT MIA.

17-0F-20

324 YARDS

5 TDs

158.3 RATING

MARSHAL YANDA NOTES

STANDING GUARD

G Marshal Yanda, considered one of the greatest to ever wear a Ravens uniform, has earned seven-career Pro Bowls, which tie (Terrell Suggs) for fourth in franchise history. In 2019, only four active NFL O-linemen have played in more games than Yanda, who sits at 163 contests.

MOST PRO BOWLS (Ravens History)

LB Ray Lewis.....	13
T Jonathan Ogden.....	11
S Ed Reed.....	9
OLB Terrell Suggs.....	7
G Marshal Yanda.....	7



MOST GAMES PLAYED (Active NFL O-Linemen)

T Andrew Whitworth (LAR) ..	200
T Jason Peters (Phi.)	193
T Donald Penn (Was.).....	179
T Joe Staley (SF).....	175
G Marshal Yanda (Bal.) ...	163



Bengals DT Geno Atkins on Marshal Yanda:

"When I tell my son or daughter about football [someday], I'll tell them he was one of the best guards I went up against in the league. He's got nastiness, he's physical, and he has finesse. He's strong, but if you try to beat him with a little finesse, he can handle that, too, because he's got good feet. He's got the whole package."

DID YOU KNOW?

- G Marshal Yanda is one of 17 players in NFL history to earn at least 7 Pro Bowls as a guard. Of those, Yanda is one of just five (Larry Allen, Ed Budde, Alan Faneca & Gene Upshaw) to win a Super Bowl.
- Yanda has played in 163 games (152 starts), ranking as the second-most games played among O-linemen in Ravens history (Jonathan Ogden – 177).

A SEASONED PRO

G Marshal Yanda's seven Pro Bowls tie (Maurkice Pouncey & Trent Williams) for second among active O-linemen (Jason Peters' nine are first).

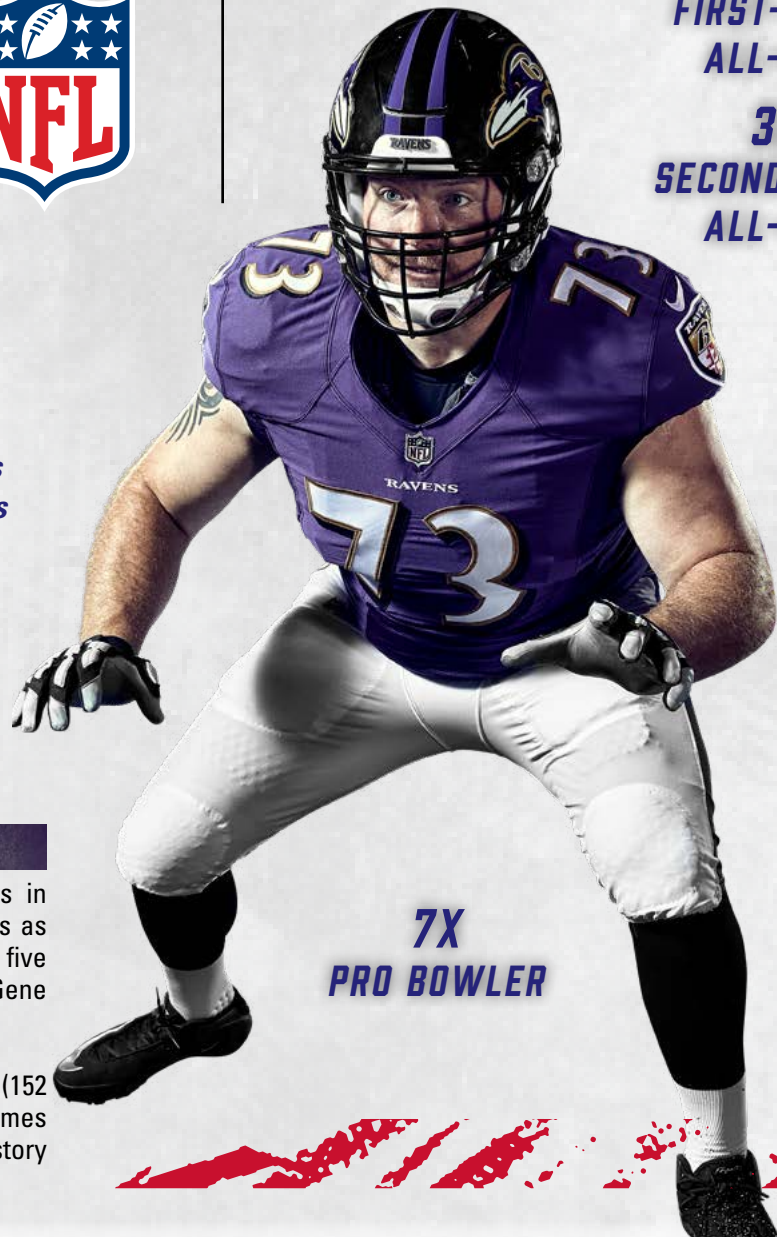
Yanda's seven Pro Bowls rank as the most among active NFL guards.

MOST PRO BOWLS / ACTIVE O-LINEMEN

Rk.	Player (Team)	Pro Bowls
1.	T Jason Peters (Phi.).....	9
2.	G Marshal Yanda (Bal.).....	7
	C Maurkice Pouncey (Pit.).....	7
	T Trent Williams (Was.).....	7

2X
FIRST-TEAM
ALL-PRO

3X
SECOND-TEAM
ALL-PRO



7X
PRO BOWLER

MARSHAL YANDA

EARL THOMAS III NOTES

SAFETY THEFTS

S Earl Thomas III has posted 29 career INTs, which tie for No. 1 among active NFL safeties. He has registered a career-high 5 INTs in a season three separate times (2010, 2013 & 2015).

MOST INTERCEPTIONS / ACTIVE NFL SAFETIES

Rk.	Defender	INTs	Yards	TDs
1.	Earl Thomas III (Bal.)	29	431	2
	Eric Weddle (LAR)	29	467	4
3.	Reshad Jones (Mia.)	21	361	4
	Kurt Coleman (Buf.)	21	238	2
5.	Harrison Smith (Min.)	20	384	4

MOST SEASONS W/ 5-PLUS INTS (Active NFL Safeties)

Rk.	Player	Seasons
1.	Earl Thomas III (Bal.)	.3 ('10, '13, '15)
2.	Eric Weddle (LAR)	2 ('11, '17)
	Harrison Smith (Min.)	2 ('14, '17)



6 PRO BOWLS FOR EARL

S Earl Thomas III's six Pro Bowl selections tie for the fifth most among active NFL defenders. He and Eric Weddle tie to own the most among active NFL safeties.

MOST PRO BOWLS / ACTIVE NFL DEFENDERS

Rk.	Player (Team)	Pro Bowls
1.	Patrick Peterson (Ari.)	8
2.	Geno Atkins (Cin.)	7
	Von Miller (Den.)	7
	Terrell Suggs (Ari.)	7
5.	Earl Thomas III (Bal.)	6
	Luke Kuechly (Car.)	6
	Clay Matthews (LAR)	6
	Gerald McCoy (Car.)	6
	Eric Weddle (LAR)	6

NFL INTs LEADERS

MOST INTERCEPTIONS / NFL DEFENDERS (Since 2010 / Thomas' First Season)

Rk.	Player	INTs
1.	Richard Sherman (SF)	33
2.	Earl Thomas III (Bal.)	29
3.	Aqib Talib (LAR)	26
4.	Eric Weddle (LAR)	25
5.	Four Players	22

Don Martindale on Earl Thomas III:

"We didn't have to raid Area 51 to go get him. We got him in free agency. (laughter) The guy is just a consummate pro. He's a rock. I don't know if anybody has shaken his hand yet or anything else, but he is a physical specimen. He loves football, and that's what he wants to talk about, is football."

DID YOU KNOW?

- S Earl Thomas III helped the Seahawks produce five Top 5 defenses (yards allowed) during his nine-year Seattle tenure, including the NFL's No. 1 unit in both 2013 and 2014.
- Thomas III twice played in the Super Bowl (2013 & 2014 seasons), helping Seattle capture the Super Bowl XLVIII title vs. Den.

3X
FIRST-TEAM
ALL-PRO

2X
SECOND-TEAM
ALL-PRO

6X
PRO BOWLER

EARL THOMAS III



MARK INGRAM II & GUS EDWARDS NOTES



MARK INGRAM II

**2X
PRO BOWLER**

INGRAM II'S YPC RANKS NO. 1

Dating back to 2014, RB Mark Ingram II's 4.75 YPC average ranks No. 1 among NFL RBs (min. 500 attempts).

NFL YARDS-PER-CARRY AVERAGE / SINCE 2014

Rk.	Player	Att.	Yards	Avg.	TDs	LG
1.	Mark Ingram II (Bal.)	979	4,652	4.75	41	75
2.	Ezekiel Elliott (Dal.)	881	4,101	4.65	29	60
3.	Derrick Henry (Ten.)	520	2,377	4.57	23	99
4.	Le'Veon Bell (NYJ)	1,002	4,536	4.53	27	81
5.	Todd Gurley (LAR)	1,056	4,644	4.4	46	71

RB Mark Ingram II has twice eclipsed the 1,000-yard rushing barrier, doing so in 2017 (1,124) and in 2016 (1,043).

TOUCHDOWN MACHINE

Among RBs, Mark Ingram II's 41 rushing scores since 2014 are the league's second most (Todd Gurley – 46). Since entering the NFL in 2011, his 52 rushing TDs rank as the league's fourth most.

RUSHING TOUCHDOWNS (Since 2014)

- Todd Gurley (LAR) 46
- Mark Ingram II (Bal.)** **41**
- LeGarrette Blount (FA) 36
- Latavius Murray (NO) 35
- DeMarco Murray (ret.) 34

RUSHING TOUCHDOWNS (Since 2011 / Ingram's First Season)

- Marshawn Lynch (ret.) 61
- LeSean McCoy (KC) 58
- Adrian Peterson (Ari.) 54
- Mark Ingram II (Bal.)** **52**
- LeGarrette Blount (FA) 50

'GUS THE BUS' KEPT ON ROLLING

In 2018, from Weeks 11-17, Baltimore posted an NFL-best 1,607 rushing yards. Much of that can be attributed to RB Gus Edwards, who tied (Chris Carson) to produce the NFL's third-most rushing yards during this span.

RUSHING YARDS / 2018 WEEKS 11-17 / FINAL SEVEN GAMES

Rk.	Player	Att.	Yards	Avg.	LG	TDs
1.	Saquon Barkley (NYG)	130	721	5.55	78t	6
2.	Derrick Henry (Ten.)	114	701	6.15	99t	8
3.	Gus Edwards (Bal.)	122	654	5.36	43	2
	Chris Carson (Sea.)	136	654	4.81	61	7
5.	Ezekiel Elliott (Dal.)	136	603	4.43	24	2

DID YOU KNOW?

Of RB Gus Edwards' 137 rushing attempts in 2018, only 1 carry resulted in a loss for yards (-1 yard). His .7 "stuff" percentage was by far the NFL's top mark, with then-Jaguars RB TJ Yeldon's 2.9% ranking second (3 stuffs on 104 carries).

ROOKIE RUNNERS

NFL ROOKIE RUSHING YARDS (2018 Season)

Rk.	Rookie	Yards
1.	Saquon Barkley (NYG)	1,307
2.	Phillip Lindsay (Den.)	1,037
3.	Nick Chubb (Cle.)	996
4.	Sony Michel (NE)	931
5.	Gus Edwards (Bal.)	718



GUS EDWARDS

MARK ANDREWS & MATTHEW JUDON NOTES

ANDREWS SETS ROOKIE TE MARK

In 2018, TE Mark Andrews set the record for most receiving yards (552) and receptions (34) in a season by a Ravens' rookie TE, breaking Maxx Williams' 2015 marks (268 yards & 32 catches).

RECEIVING YARDS / ROOKIE TIGHT ENDS (Franchise History)

Rk.	Player (Season)	Yards
1.	Mark Andrews (2018)	552
2.	Maxx Williams (2015).....	268
3.	Todd Heap (2001)	206

MARK IT DOWN

In 2018, Ravens TE Mark Andrews ranked No. 1 among rookie NFL tight ends in receiving yards (552) and No. 3 in receptions (34).

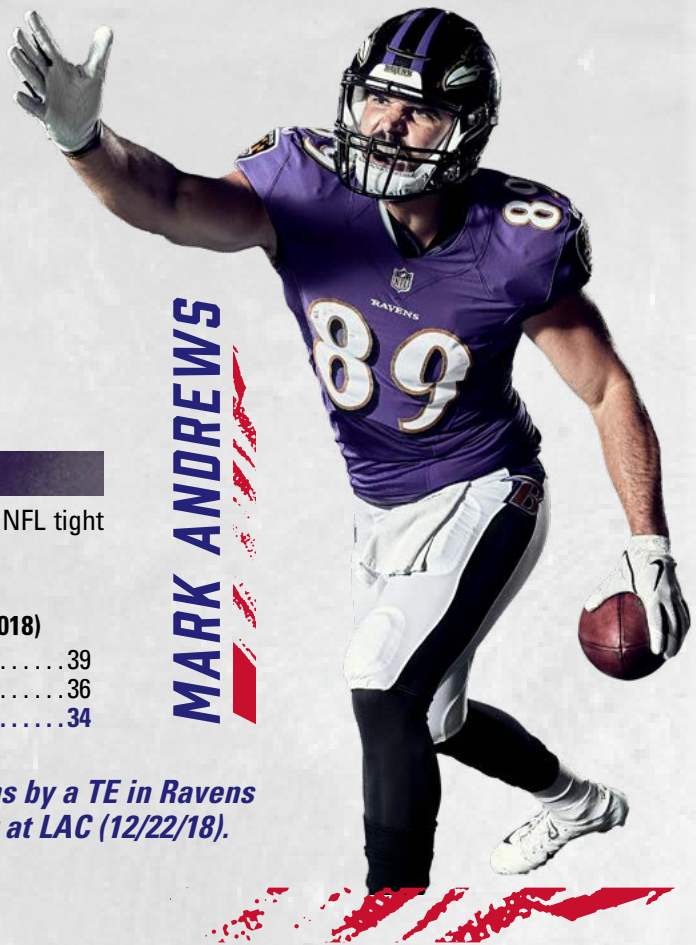
RECEIVING YARDS (NFL Rookie TEs / 2018)

1.	Mark Andrews (Bal.)	552
2.	Chris Herndon (NYJ).....	502
3.	Dallas Goedert (Phi.).....	334

RECEPTIONS (NFL Rookie TEs / 2018)

1.	Chris Herndon (NYJ)	39
2.	Ian Thomas (Car.).....	36
3.	Mark Andrews (Bal.)	34

TE Mark Andrews owns the two longest receptions by a TE in Ravens history: 74-yarder vs. Oak. (11/25/18) & 68-yarder at LAC (12/22/18).



MARK ANDREWS



MATTHEW JUDON

ALL-AROUND DEFENDERS

**NFL DEFENDERS WITH AT LEAST
100 TACKLES, 15 SACKS, 25 TFL, 35 QB HITS & 5 PD
(Since 2017)**

Defender	Tackles	Sacks	TFL	QB Hits	PD
Calais Campbell (Jax.)	142	25	34	53	5
Khalil Mack (Chi.)	130	23	26	40	7
Cameron Jordan (NO)	116	26	36	51	17
Chandler Jones (Ari.)	112	31	41	53	7
Akiem Hicks (Chi.)	111	17	28	38	5
Von Miller (Den.)	110	24.5	31	49	6
Matthew Judon (Bal.)	105	16	29	40	6
Cameron Heyward (Pit.)	104	20	26	40	6

JUDON GETS AFTER IT

Dating back to 2017, OLB Matthew Judon has registered the second-most sacks (16) among all Ravens, while his 29 TFL rank No. 1. He posted 1 sack in the 2019 Week 1 win at Miami.

MOST SACKS BY A RAVEN / SINCE 2017

Rk.	Defender	Sacks	TFL	QB Hits
1.	Terrell Suggs	18	24	35
2.	Matthew Judon	16	29	40
3.	Za'Darius Smith	12	13	41

BRANDON WILLIAMS & TONY JEFFERSON NOTES

WILLIAMS ANCHORS RUN "D"

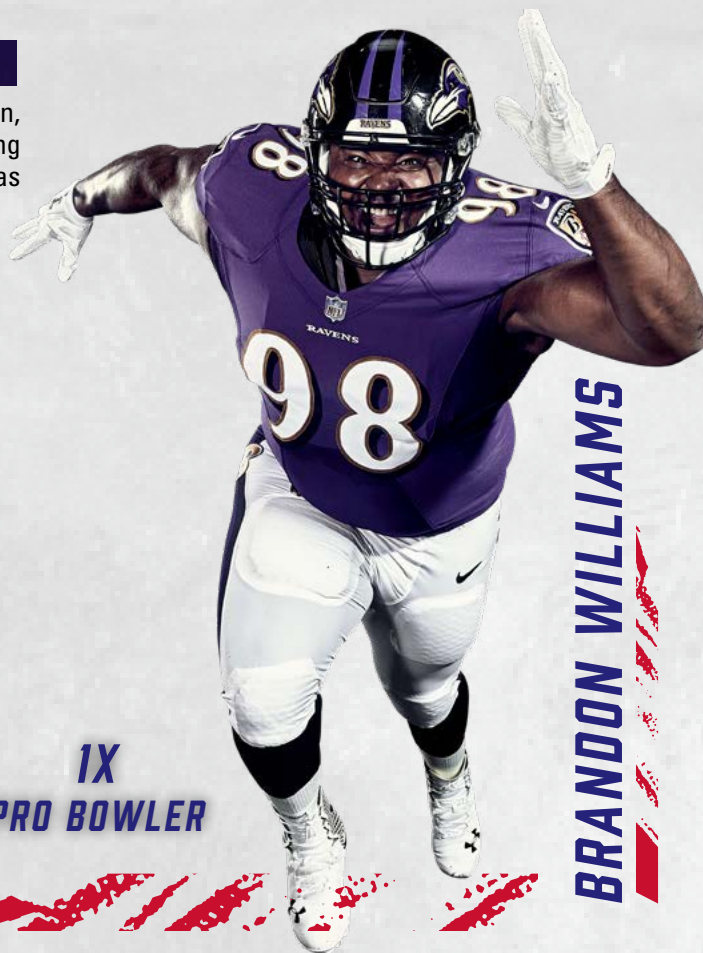
Pro Bowl DT Brandon Williams is one of the NFL's top D-linemen, helping Baltimore regularly produce a stout run defense. Dating back to '14, when he became a full-time starter, Baltimore has been especially stout vs. opposing ground games.

NFL RUSHING YARDS ALLOWED PER GAME (Since 2014)

1. Baltimore Ravens	94.2
2. Seattle Seahawks	95.9
3. Pittsburgh Steelers	98.7
4. Carolina Panthers	99.4
5. Houston Texans	99.9

NFL RUSHING AVG. YARDS PER CARRY ALLOWED (Since 2014)

1. Baltimore Ravens	3.83
Denver Broncos	3.83
3. Seattle Seahawks	3.85
4. Houston Texans	3.94
5. New York Jets	3.97



**1X
PRO BOWLER**

DROP IT FOR LOSS

Since 2015, S Tony Jefferson leads the NFL in tackles for loss by a DB, with 30 such stops, including 7 in his first year (2017) with the Ravens and 6 in 2018. While with Arizona in 2016, his 13 TFL led all NFL defensive backs. The 13 stops also rank as the NFL's most by a DB in a season since the stat began being tracked in 2008.

MOST TACKLES FOR LOSS / NFL DEFENSIVE BACKS (Since 2015)

Rk.	Player	Tackles for Loss
1.	Tony Jefferson (Bal.)	30
2.	Tyrann Mathieu (KC)	25
3.	Malcolm Jenkins (Phi.)	23
	Reshad Jones (Mia.)	23
	Harrison Smith (Min.)	23

In 2018, S Tony Jefferson was one of six NFL safeties to post at least 5 tackles for loss, 1 sack, 1 INT, 1 forced fumble and 1 fumble recovery. (Jamal Adams, Kareem Jackson, Malcolm Jenkins, Jordan Poyer & Harrison Smith were the others.)



BRANDON CARR NOTES

A STANDOUT VET

CB Brandon Carr has posted 6 INTs as a Raven, tying (Eric Weddle) for the most over the past two-plus seasons (since 2017, when he arrived in Baltimore). His 133 career PD stand as the fifth most among active NFL players.

BALTIMORE INTERCEPTIONS

(Since Carr's 2017 Ravens Arrival)

Rk.	Player	INTs
1.	Brandon Carr	6
	Eric Weddle.....	6
3.	Marlon Humphrey.....	5
	Jimmy Smith.....	5
5.	C.J. Mosley.....	3



MOST NFL PASSES DEFENSED

(Since 2008 / Carr's First Season)

Rk.	Player	PD
1.	Johnathan Joseph (Hou.)....	146
	D. Rodgers-Cromartie (Was.)...	146
3.	Tramon Williams (GB).....	142
4.	Brandon Carr (Bal.).....	133
5.	Aqib Talib (LAR).....	124



WHAT A STARTING STREAK

CB Brandon Carr's 177-consecutive starts rank as the NFL's longest active streak among defensive players. They stand second overall among all NFL players.

NFL CONSECUTIVE GAMES STARTED (Current NFL Streaks)

Rk.	Player	Games
1.	QB Philip Rivers (LAC).....	209
2.	CB Brandon Carr (Bal.)....	177
3.	QB Matt Ryan (Atl.).....	148
4.	Ryan Kerrigan (Was.).....	129
	Matthew Stafford (Det.)....	129

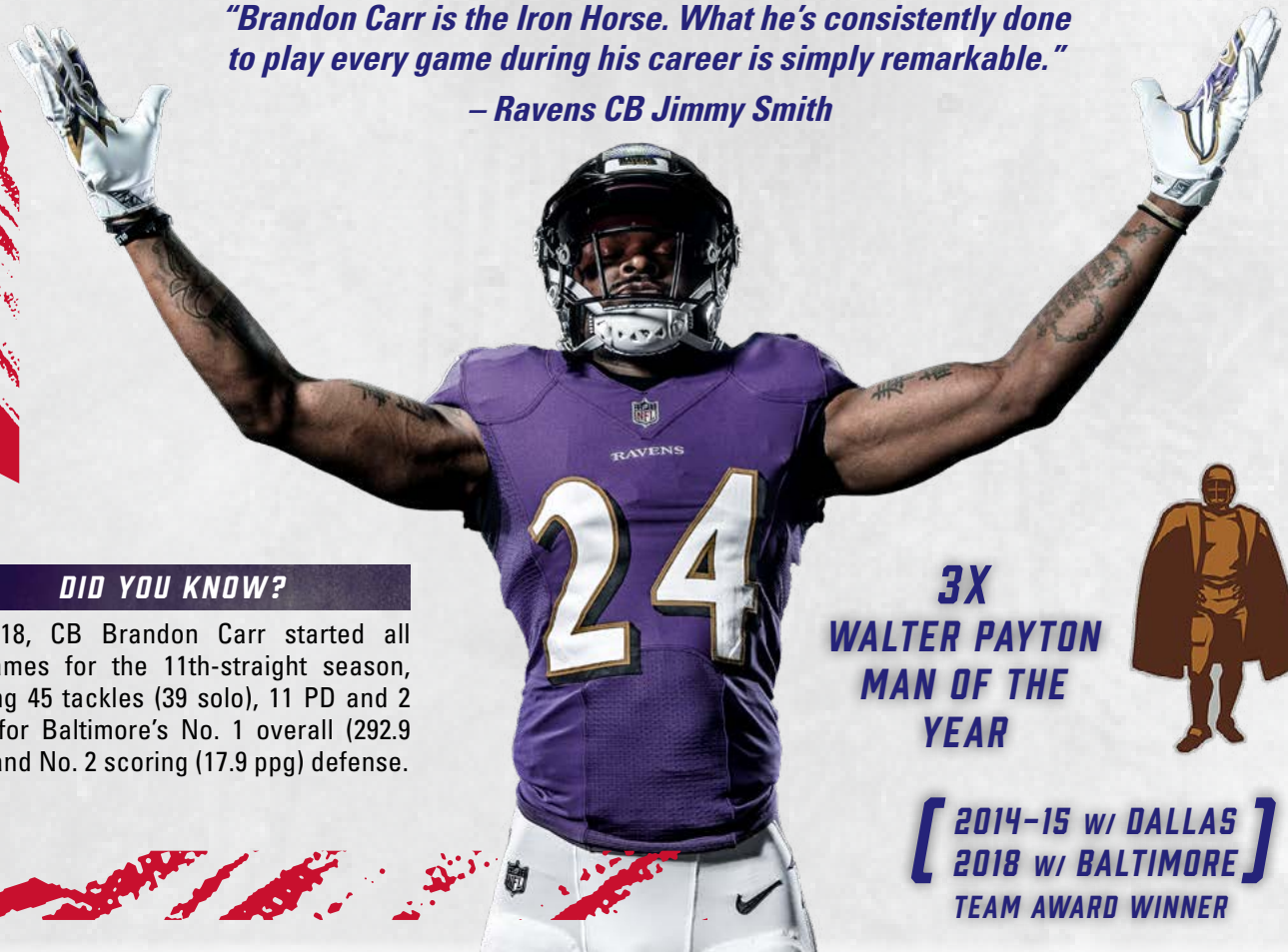
MOST CAREER GAMES PLAYED (Active NFL Defenders)

Rk.	Player	Games
1.	Terrell Suggs (Ari.).....	230
2.	Antoine Bethea (NYG).....	194
3.	Johnathan Joseph (Hou.)...	187
4.	Eric Weddle (LAR).....	186
5.	Tramon Williams (GB).....	184
6.	Brandon Carr (Bal.).....	177
	Thomas Davis (LAC).....	177

"Brandon Carr is the Iron Horse. What he's consistently done to play every game during his career is simply remarkable."

— Ravens CB Jimmy Smith

BRANDON CARR



DID YOU KNOW?

In 2018, CB Brandon Carr started all 16 games for the 11th-straight season, posting 45 tackles (39 solo), 11 PD and 2 INTs for Baltimore's No. 1 overall (292.9 ypg) and No. 2 scoring (17.9 ppg) defense.

3X
WALTER PAYTON
MAN OF THE
YEAR



[2014-15 w/ DALLAS
2018 w/ BALTIMORE]
TEAM AWARD WINNER

JUSTIN TUCKER NOTES

TUCKER RANKS NO. 1

K Justin Tucker, the most accurate kicker ever, has hit 238 of 264 FGAs to post a 90.2% success mark. In 2018, he scored a franchise-record 141 points for the third-straight season, becoming the NFL's only kicker to surpass the 140 mark in each of the past three full years (2016-18).

BEST CAREER FIELD GOAL PERCENTAGE (NFL History / Min. 100 Att.)

Rk.	Player	FGM	FGA	Pct.
1.	Justin Tucker	238	264	90.2
2.	Robbie Gould	361	412	87.6
3.	Stephen Gostkowski	371	424	87.5
4.	Dan Bailey	207	239	86.6
5.	Wil Lutz	90	104	86.5

6X
AFC ST
PLAYER OF
MONTH

TUCKER TIDBITS

- Since PATs were moved back to the 15-yard line in 2015, Tucker (139-of-140) has produced the NFL's best PAT percentage (99.3).
- Tucker's 92.5 career FG% when kicking on grass (135-of-146) ranks as the NFL's best of all time.
- Tucker's 93.5 career FG% in the second half/OT (115-of-123) ranks as the NFL's best second half/OT mark of all time.
- Tucker is a six-time AFC Special Teams Player of the Month, ranking three more than legends S Ed Reed & K Matt Stover for the most POM awards in Ravens history. (Tucker has also earned a team-record nine AFC Special Teams Player of the Week honors.)
- Tucker's 6 FGs on 12/16/13 at Detroit set a team record and a single-game NFL high in 2013. He became the first NFL kicker ever to connect from the 20-, 30-, 40-, 50- & 60-yard range in a game.

TUCKER'S GAME-WINNERS

13

CAREER GAME-WINNING FGs BY K JUSTIN TUCKER

- 2018: Week 11 vs. Cin., 24 yds
- 2016: Week 3 at Jax., 53 yds
- 2016: Week 2 at Cle., 49 yds
- 2015: Week 11 vs. STL, 47 yds
- 2015: Week 8 vs. SD, 39 yds
- 2015: Week 4 at Pit., 52 yds OT
- 2014: Week 3 at Cle., 32 yds
- 2013: Week 15 at Det., 61 yds
- 2013: Week 10 vs. Cin., 46 yds OT
- 2013: Week 5 at Mia., 44 yds
- 2012: Div. at Den., 47 yds 2OT
- 2012: Week 12 at SD, 38 yds OT
- 2012: Week 3 vs. NE, 27 yds



JUSTIN TUCKER

3X
FIRST-TEAM
ALL-PRO

1X
SECOND-TEAM
ALL-PRO

2X
PRO BOWLER



Field Goals Made
NFL's Most
Since 2012



Points Scored
NFL's Second
Most Since 2012



Career FG Pct.
Best Mark
in NFL History



40-Plus-Yard FGs
NFL's Most
Since 2012



50-Plus-Yard FGs
NFL's Most
Since 2012



Career Games
w/ Dual 50+ FGs Made
(Most in NFL History)

JUSTIN TUCKER NOTES

TUCK'S CHART TALK

MOST FIELD GOALS MADE / SINCE 2012

Rk.	Player (Team)	FGM
1.	Justin Tucker (Bal.)	238
2.	Stephen Gostkowski (NE)	230
3.	Stephen Hauschka (Buf.)	202
4.	Adam Vinatieri (Ind.)	196
5.	Matt Bryant (Atl.)	188

MOST NFL POINTS / SINCE 2012

Rk.	Player (Team)	Points
1.	Stephen Gostkowski (NE)	1,046
2.	Justin Tucker (Bal.)	963
3.	Stephen Hauschka (Buf.)	862
4.	Adam Vinatieri (Ind.)	852
5.	Matt Prater (Det.)	846

CONSECUTIVE FIELD GOALS MADE (All-Time NFL Streaks)

Rk.	Kicker (Years)	FGs Made
1.	Adam Vinatieri (2015-16)	44
2.	Mike Vanderjagt (2002-04)	42
3.	Gary Anderson (1997-98)	40
4.	Matt Stover (2005-06)	36
5.	Justin Tucker (2015-16) Adam Vinatieri (2013-14)	35 35

BEST NFL FIELD GOAL PERCENTAGE (2016 Season)

Rk.	Player (Team)	FGM-FGA	Pct.
1.	Justin Tucker (Bal.)	38-39	97.4
2.	Matt Bryant (Atl.)	34-37	91.9
3.	Ryan Succop (Ten.)	22-24	91.7
4.	Stephen Hauschka (Sea.)	33-37	89.2
5.	Cairo Santos (KC)	31-35	88.6
6.	Two Players	27-31	87.1

BEST FIELD GOAL PERCENTAGE / ROOKIES (NFL History)

Rk.	Player (Year)	FGM-FGA	Pct.
1.	Michael Badgley (2018)	15-16	93.8
2.	Blair Walsh (2012)	35-38	92.1
3.	Justin Tucker (2012)	30-33	90.9
4.	Harrison Butker (2017)	38-42	90.5
5.	Jason Sanders (2018)	18-20	90.0
6.	Two Players	n/a	88.9

BEST FIELD GOAL PERCENTAGE (Ravens Single-Season History)

Rk.	Player (Year)	FGM-FGA	Pct.
1.	Justin Tucker (2016)	38-39	97.4
2.	Matt Stover (2006)	28-30	93.3
3.	Justin Tucker (2013)	38-41	92.7
4.	Justin Tucker (2017)	34-37	91.9
5.	Justin Tucker (2012)	30-33	90.9

(min. 16 att.)

2016: PERHAPS THE BEST SEASON EVER

- In 2016, All-Pro K Justin Tucker connected on 38 of 39 FGAs (lone miss was a block), posting the fifth-best pct. in NFL single-season history. In addition to making 35-straight FGs at one point (tied for fifth-best streak ever), here are facts about his remarkable season, arguably the best ever by a kicker:
 - Tucker's 38 FGs made ranked No. 1 in the NFL. He was also 27-of-27 on PATs. An NFL single-season record 24 of Tucker's 38 FGs made in 2016 came from 40 yards or beyond.
 - Tucker's 10 FGs of 50-plus yards are a Ravens' single-season record. They tie (Blair Walsh, 2012) for the most in NFL history. (Tucker was a perfect 10-for-10 from 50 yards and out during the 2016 season.)
 - Tucker's 141 points ranked second in the league only behind Atlanta's Matt Bryant (158).
 - In Week 12 of 2016 vs. Cincy, Tucker became just the ninth kicker in league history to make 3 FGs of 50-plus yards in a single game (52, 57 & 54). He is also the first kicker in NFL history to make 3 FGs of 50-plus yards in the first half of a game. (These feats earned him AFC ST POW honors.)

BEST FG PERCENTAGE / NFL SINGLE-SEASON HISTORY

Rk.	Player (Team)	FGM	FGA	Pct.
1.	Gary Anderson (1998)	35	35	100.0
	Mike Vanderjagt (2003)	37	37	100.0
	Jeff Wilkins (2000)	17	17	100.0
	Tony Zendejas (1991)	17	17	100.0
5.	Justin Tucker (2016)	38	39	97.4

TUCKER CAREER NUMBERS

Year	1-19	20-29	30-39	40-49	50+	Total	Pct.	LG	PAT	Pts
2012	0-0	8-8	8-8	10-13	4-4	30-33	90.9	56	42-42	132
2013	0-0	10-10	12-13	10-11	6-7	38-41	92.7	61	26-26	140
2014	0-0	10-10	11-11	4-4	4-9	29-34	85.3	55	42-42	129
2015	0-0	10-10	9-9	10-11	4-10	33-40	82.5	52	29-29	128
2016	0-0	4-4	10-11*	14-14	10-10	38-39*	97.4	57	27-27	141
2017	0-0	7-7	11-11	11-12	5-7	34-37	91.9	57	39-39	141
2018	0-0	12-12	9-9	9-11	5-7	35-39	89.7	56	36-37	141
2019	0-0	0-0	1-1	0-0	0-0	1-1	100.0	34	8-8	11
Totals	0-0	61-61	71-73	68-76	38-54	238-264	90.2	61	249-250	963

* Lone miss in 2016 was a blocked kick.



SIX SEASONS WITH 30 FGs

In 2018's Week 16 win at LAC, K Justin Tucker became the first kicker in NFL history to produce six seasons with 30-or-more FGs made. He made 35 FGs in 2018.

MOST SEASONS WITH 30-PLUS FGs MADE / NFL HISTORY

Rk.	Kicker	Seasons
1.	Justin Tucker (Bal.)	6
2.	David Akers (Phi. & SF)	5
	John Carney (SD, NO & NYG)	5
	Stephen Gostkowski (NE)	5

900 Points: In 2018's Week 12 win vs. Oakland, Tucker became the fastest pure kicker in league history to reach the 900-point milestone, doing so in his 107th game. Of overall players, only Gino Cappelletti (a WR/PK combo from 1960-70) did it faster (106 games).

SAM KOCH NOTES

SAM IN THE 20

P Sam Koch is the Ravens' all-time leader in punts inside the 20 (385). In 2017, he posted a franchise-record 40 boots inside the 20, which ranked as the NFL's most.

PUNTS INSIDE THE 20 (Ravens All-Time History)

Rk.	Player	In 20
1.	Sam Koch	385
2.	Kyle Richardson	128
3.	Dave Zastudil	89

PUNTS INSIDE THE 20 (Ravens Single Seasons)

Rk.	Player (Year)	In 20
1.	Sam Koch (2017)*	40
2.	Sam Koch (2010)	39
	Kyle Richardson (1999)	39

* In 2017, Koch's 40 punts in the 20 ranked No. 1 in the NFL.

KOCH DOMINATED IN 2017

No punter in 2017 was more dominant at pinning opponents deep in their own territory than P Sam Koch.

PUNTS INSIDE 20

1.	Sam Koch	40
2.	Chris Jones	34
3.	Two Players	33

PUNTS INSIDE 10

1.	Sam Koch	16
2.	Marquette King	14
3.	Three Players	13

PUNTS INSIDE 5

1.	Andy Lee	6
2.	Sam Koch	5
	Three Others	5

RAVENS IRONMAN

RAVENS CONSECUTIVE GAMES PLAYED / ALL-TIME STREAKS

Rk.	Player	Games	Years
1.	Sam Koch	209	2006-present
2.	Jarret Johnson	129	2003-11
3.	Joe Flacco	122	2008-15

BALTIMORE RAVENS MOST ALL-TIME GAMES PLAYED

Rk.	Player	Games	Years
1.	Terrell Suggs	229	2003-2018
2.	Ray Lewis	228	1996-2012
3.	Sam Koch	209	2006-present
4.	Matt Stover	207	1996-2008
5.	Jonathan Ogden	177	1996-2007

ESPN's Kevin Seifert on Koch's arsenal of punts:

"Some are designed to hook toward the sideline with maximum hang time. Others use an intentionally low trajectory to aid coverage teams. He has a knuckler and one kick that drops, from the returner's perspective, roughly in the shape of the letter 'S.' He's debuted a 'boomerang' punt that does just what you would imagine it might. Most, but not all, of these punts are intended to discourage a clean catch and minimize the return. ... Sam Koch and the Ravens have introduced a new way to punt."

RAVENS ALL-TIME LEADER

P Sam Koch owns a 45.3 career gross average and 39.5 career net, both marks that rank first in Ravens history. In 2014, he posted a career-high and team-record 47.4-yard gross (matched again in 2018) and 43.3-yard net average.

CAREER GROSS AVG. (Ravens History)

Rk.	Player	Avg.
1.	Sam Koch	45.3
2.	Greg Montgomery	43.2
3.	Dave Zastudil	41.6

CAREER NET AVG. (Ravens History)

Rk.	Player	Avg.
1.	Sam Koch	39.5
2.	Greg Montgomery	37.2
3.	Kyle Richardson	35.4

PINNING 'EM DEEP

Dating back to 2006, when he entered the NFL, P Sam Koch's 385 punts inside the 20 rank second in the NFL.

NFL PUNTS INSIDE THE 20 / SINCE 2006

Rk.	Player	In 20
1.	Dustin Colquitt (KC)	414
2.	Sam Koch (Bal.)	385
3.	Andy Lee (Ari.)	367

1X
PRO BOWLER

1X
SECOND-TEAM
ALL-PRO

SAM KOCH



RAVENS IN OUR COMMUNITY

PURPLE FRIDAY CARAVAN



On Friday, Sept. 6, the Baltimore Ravens celebrated their first Purple Friday Caravan of the 2019 season. Ravens Cheerleaders, Baltimore's Marching Ravens, mascot Poe and Rise and Conquer from the Maryland Zoo caravanned on a bus to surprise elementary school students in Anne Arundel County. The bus stopped at Glendale Elementary, North Glen Elementary and Hilltop Elementary to not only celebrate the beginning of the 2019 NFL season but also a successful start to the school year! Students watched in awe as cheerleaders flew across the gym accompanied with premier entertainment from Baltimore's Marching Ravens! What started as a surprise for teachers and students turned into a day filled with joy, smiles and lots of purple!



COUNTDOWN TO KICKOFF PARTY

Purple Friday festivities continued into the night as the Ravens celebrated the start of the 2019 season with their annual Countdown to Kickoff Party. The event was held at the Maryland State Fairgrounds and included a rock wall, football games and live performances from Petty Coat Junction, Kelly Bell Band and Go Go Gadget. A night of fun and elation was highlighted by appearances from TE Nick Boyle, RB Mark Ingram II, S Tony Jefferson, DT Brandon Williams, Ravens Cheerleaders and mascot Poe. The atmosphere was electric as fans came together to rejoice in the excitement for the start of the 2019 season.



ALPHABETICAL ROSTER

As of Sept. 10

No.	Name	Pos.	Ht.	Wt.	Birthdate	Exp.	College	Hometown
50	Alaka, Otaro	ILB	6-3	239	5/18/96	R	Texas A&M	Houston, TX
89	Andrews, Mark	TE	6-4	256	9/6/95	2	Oklahoma	Scottsdale, AZ
34	Averett, Anthony	CB	5-11	184	11/30/94	2	Alabama	Woodbury, NJ
28	Bethel, Justn	CB	6-0	200	6/17/90	8	Presbyterian	Sumter, SC
49	Board, Chris	ILB	6-2	237	7/23/95	2	North Dakota State	Orlando, FL
54	Bowser, Tyus	OLB	6-3	242	5/23/95	3	Houston	Tyler, TX
80	Boykin, Miles	WR	6-4	220	10/12/96	R	Notre Dame	New Lenox, IL
86	Boyle, Nick	TE	6-4	270	2/17/93	5	Delaware	Sussex, NJ
77	Bozeman, Bradley	C	6-3	317	11/24/94	2	Alabama	Roanoke, AL
15	Brown, Marquise	WR	5-9	170	6/4/97	R	Oklahoma	Hollywood, FL
78	Brown Jr., Orlando	T	6-8	355	5/2/96	2	Oklahoma	Baltimore, MD
24	Carr, Brandon	CB	6-0	210	5/19/86	12	Grand Valley State	Flint, MI
36	Clark, Chuck	S	6-0	205	4/19/95	3	Virginia Tech	Suffolk, VA
46	Cox, Morgan	LS	6-4	235	4/26/86	10	Tennessee	Collierville, TN
35	Edwards, Gus	RB	6-1	238	4/13/95	2	Rutgers	Staten Island, NY
32	Elliott, DeShon	S	6-0	210	4/21/97	2	Texas	Dallas, TX
45	Ferguson, Jaylon	OLB	6-5	270	12/14/95	R	Louisiana Tech	St. Francisville, LA
3	Griffin III, Robert	QB	6-2	213	2/12/90	7	Baylor	Copperas Cove, TX
43	Hill, Justice	RB	5-10	200	11/14/97	R	Oklahoma State	Tulsa, OK
44	Humphrey, Marlon	CB	6-0	197	7/8/96	3	Alabama	Hoover, AL
81	Hurst, Hayden	TE	6-4	260	8/24/93	2	South Carolina	Jacksonville, FL
74	Hurst, James	G/T	6-5	310	12/17/91	6	North Carolina	Plainfield, IN
21	Ingram II, Mark	RB	5-9	210	12/21/89	9	Alabama	Flint, MI
8	Jackson, Lamar	QB	6-2	212	1/7/97	2	Louisville	Pompano Beach, FL
23	Jefferson, Tony	S	5-11	211	1/27/92	7	Oklahoma	Chula Vista, CA
27	Jones, Cyrus	CB/RS	5-10	200	11/29/93	4	Alabama	Baltimore, MD
99	Judon, Matthew	OLB	6-3	261	8/15/92	4	Grand Valley State	West Bloomfield, MI
4	Koch, Sam	P	6-1	222	8/13/82	14	Nebraska	Seward, NE
41	Levine Sr., Anthony	DB/LB	5-11	207	3/27/87	8	Tennessee State	Abbeville, LA
94	Mack, Daylon	DT	6-1	340	2/23/97	R	Texas A&M	Gladewater, TX
90	McPhee, Pernell	OLB	6-3	269	12/17/88	9	Mississippi State	Pahokee, FL
7	McSorley, Trace	QB	6-0	202	8/23/95	R	Penn State	Ashburn, VA
65	Mekari, Patrick	G	6-4	308	8/13/97	R	Cal-Berkeley	Westlake Village, CA
10	Moore, Chris	WR/RS	6-1	200	6/16/93	4	Cincinnati	Tampa, FL
48	Onwuasor, Patrick	ILB	6-0	227	8/22/92	4	Portland State	Inglewood, CA
97	Pierce, Michael	DT	6-0	345	11/6/92	4	Samford	Daphne, AL
72	Powers, Ben	G	6-4	310	10/29/96	R	Oklahoma	Wichita, KS
42	Ricard, Patrick	FB/DL	6-3	303	5/27/94	3	Maine	Spencer, MA
11	Roberts, Seth	WR	6-2	195	2/22/91	5	West Alabama	McClay, FL
12	Scott, Jaleel	WR	6-5	210	2/23/95	2	New Mexico State	Rock Hill, SC
64	Senat, Greg	T	6-6	305	9/8/94	2	Wagner	Elmont, NY
68	Skura, Matt	G/C	6-3	313	2/17/93	3	Duke	Columbus, OH
22	Smith, Jimmy	CB	6-2	210	7/26/88	9	Colorado	Colton, CA
83	Snead IV, Willie	WR/RS	5-11	200	10/17/92	5	Ball State	Muskegon, MI
79	Stanley, Ronnie	T	6-6	315	3/18/94	4	Notre Dame	Las Vegas, NV
29	Thomas III, Earl	S	5-10	220	5/7/89	10	Texas	Orange, TX
31	Trawick, Brynden	S	6-2	225	10/23/89	7	Troy	Marietta, GA
9	Tucker, Justin	K	6-1	183	11/21/89	8	Texas	Austin, TX
98	Williams, Brandon	DT	6-1	336	2/21/89	7	Missouri Southern St.	Kirkwood, MO
56	Williams, Tim	OLB	6-3	252	11/12/93	3	Alabama	Baton Rouge, LA
93	Wormley, Chris	DE	6-5	300	10/25/93	3	Michigan	Toledo, OH
73	Yanda, Marshal	G/T	6-3	305	9/15/84	13	Iowa	Anamosa, IA
40	Young, Kenny	ILB	6-1	234	11/15/94	2	UCLA	Boutte, LA

Practice Squad

51	Adeoye, Aaron	OLB	6-6	250	8/26/93	R	Southeast Missouri St.	Marion, IL
26	Canady, Maurice	CB	6-1	193	5/26/94	4	Virginia	Richmond, VA
92	Coley, Trevon	DT	6-1	310	7/13/94	3	Florida Atlantic	Miramar, FL
49	Ezeala, Christopher (IPP)	FB	5-11	248	9/19/95	1	German FB League	Munich, Germany
14	Modster, Sean	WR	5-11	183	11/13/95	R	Boise State	Mission Viejo, CA
47	Payne, Donald	ILB	5-11	217	7/12/94	3	Stetson	Fairburn, GA
61	Prince, R.J.	G	6-6	320	4/19/95	1	North Carolina	Albemarle, NC
85	Scarff, Charles	TE	6-5	249	5/3/96	R	Delaware	Lancaster, PA
95	Sieler, Zach	DT	6-6	301	9/7/95	2	Ferris State	Pinckney, MI
47	Turner, De'Lance	RB	5-11	214	8/23/95	2	Alcorn State	McClain, MS
84	Wesley, Antoine	WR	6-4	206	10/22/97	R	Texas Tech	Las Vegas, NV

Reserve/Injured

60	Crecelius, Randin	G/T	6-5	300	8/5/96	1	Portland State	Lake Stevens, WA
58	Jones, Alvin	ILB	5-10	231	12/2/94	1	UTEP	El Paso, TX
37	Marshall, Iman	CB	6-1	210	2/27/97	R	Southern California	Long Beach, CA
46	Smithson, Fish	DB	5-11	196	3/18/94	1	Kansas	Baltimore, MD
25	Young, Tavon	CB	5-9	185	3/14/94	4	Temple	Oxon Hill, MD

NUMERICAL ROSTER

As of Sept. 10

No.	Name	Pos.	Ht.	Wt.	Birthdate	Exp.	College	How Acq.	----- 2019 Games -----			
									P	S	DNP	INA
3	Robert Griffin III	QB	6-2	213	2/12/90	7	Baylor	FA '18	1	0	0	0
4	Sam Koch	P	6-1	222	8/13/82	14	Nebraska	D6a '06	1	0	0	0
7	Trace McSorley	QB	6-0	202	8/23/95	R	Penn State	D6 '19	0	0	0	1
8	Lamar Jackson	QB	6-2	212	1/7/97	2	Louisville	D1b '18	1	1	0	0
9	Justin Tucker	K	6-1	183	11/21/89	8	Texas	FA '12	1	0	0	0
10	Chris Moore	WR/RS	6-1	200	6/16/93	4	Cincinnati	D4b '16	1	0	0	0
11	Seth Roberts	WR	6-2	195	2/22/91	5	West Alabama	FA '19	1	0	0	0
12	Jaleel Scott	WR	6-5	210	2/23/95	2	New Mexico State	D4c '18	0	0	0	1
15	Marquise Brown	WR	5-9	170	6/4/97	R	Oklahoma	D1 '19	1	1	0	0
21	Mark Ingram II	RB	5-9	210	12/21/89	9	Alabama	UFA (NO) '19	1	1	0	0
22	Jimmy Smith	CB	6-2	210	7/26/88	9	Colorado	D1 '11	1	1	0	0
23	Tony Jefferson	S	5-11	211	1/27/92	7	Oklahoma	UFA (ARI) '17	1	1	0	0
24	Brandon Carr	CB	6-0	210	5/19/86	12	Grand Valley State	UFA (DAL) '17	1	1	0	0
27	Cyrus Jones	CB/RS	5-10	200	11/29/93	4	Alabama	WAV (NE) '18	1	0	0	0
28	Justin Bethel	CB	6-0	200	6/17/90	8	Presbyterian	UFA (ATL) '19	1	0	0	0
29	Earl Thomas III	S	5-10	220	5/7/89	10	Texas	UFA (SEA) '19	1	1	0	0
31	Brynden Trawick	S	6-2	225	10/23/89	7	Troy	FA '19	1	0	0	0
32	DeShon Elliott	S	6-1	210	4/21/97	2	Texas	D6a '18	1	0	0	0
34	Anthony Averett	CB	5-11	184	11/30/94	2	Alabama	D4a '18	1	0	0	0
35	Gus Edwards	RB	6-1	238	4/13/95	2	Rutgers	FA '18	1	0	0	0
36	Chuck Clark	S	6-0	205	4/19/95	3	Virginia Tech	D6 '17	1	0	0	0
40	Kenny Young	ILB	6-1	234	11/15/94	2	UCLA	D4b '18	1	1	0	0
41	Anthony Levine Sr.	DB/LB	5-11	207	3/27/87	8	Tennessee State	FA '12	1	0	0	0
42	Patrick Ricard	FB/DL	6-3	303	5/27/94	3	Maine	FA '17	1	1	0	0
43	Justice Hill	RB	5-10	200	11/14/97	R	Oklahoma State	D4a '19	1	0	0	0
44	Marlon Humphrey	CB	6-0	197	7/8/96	3	Alabama	D1 '17	1	0	0	0
45	Jaylon Ferguson	OLB	6-5	270	12/14/95	R	Louisiana Tech	D3a '19	0	0	0	1
46	Morgan Cox	LS	6-4	235	4/26/86	10	Tennessee	FA '10	1	0	0	0
48	Patrick Onwuasor	ILB	6-0	227	8/22/92	4	Portland State	FA '16	1	1	0	0
49	Chris Board	ILB	6-2	237	7/23/95	2	North Dakota State	FA '18	1	0	0	0
50	Otaro Alaka	ILB	6-3	239	5/18/96	R	Texas A&M	FA '19	0	0	0	1
54	Tyus Bowser	OLB	6-3	242	5/23/95	3	Houston	D2 '17	1	0	0	0
56	Tim Williams	OLB	6-3	252	11/12/93	3	Alabama	D3b '17	1	0	0	0
64	Greg Senat	T	6-6	305	9/8/94	2	Wagner	D6b '18	0	0	0	1
65	Patrick Mekari	G	6-4	308	8/13/97	R	Cal-Berkeley	FA '19	1	0	0	0
68	Matt Skura	G/C	6-3	313	2/17/93	3	Duke	FA '16	1	1	0	0
72	Ben Powers	G	6-4	310	10/29/96	R	Oklahoma	D4b '19	0	0	0	1
73	Marshal Yanda	G/T	6-3	305	9/15/84	13	Iowa	D3b '07	1	1	0	0
74	James Hurst	G/T	6-5	310	12/17/91	6	North Carolina	FA '14	1	0	0	0
77	Bradley Bozeman	C	6-5	317	11/24/94	2	Alabama	D6c '18	1	1	0	0
78	Orlando Brown Jr.	T	6-8	355	5/2/96	2	Oklahoma	D3a '18	1	1	0	0
79	Ronnie Stanley	T	6-6	315	3/18/94	4	Notre Dame	D1 '16	1	1	0	0
80	Miles Boykin	WR	6-4	220	10/12/96	R	Notre Dame	D3b '19	1	1	0	0
81	Hayden Hurst	TE	6-4	260	8/24/93	2	South Carolina	D1a '18	1	0	0	0
83	Willie Snead IV	WR/RS	5-11	200	10/17/92	5	Ball State	RFA (NO) '18	1	0	0	0
86	Nick Boyle	TE	6-4	270	2/17/93	5	Delaware	D5a '15	1	1	0	0
89	Mark Andrews	TE	6-5	256	9/6/95	2	Oklahoma	D3b '18	1	0	0	0
90	Pernell McPhee	OLB	6-3	269	12/17/88	9	Mississippi State	UFA (WAS) '19	1	1	0	0
93	Chris Wormley	DE	6-5	300	10/25/93	3	Michigan	D3a '17	1	1	0	0
94	Daylon Mack	DT	6-1	340	2/23/97	R	Texas A&M	D5 '19	0	0	0	1
97	Michael Pierce	DT	6-0	345	11/6/92	4	Samford	FA '16	1	1	0	0
98	Brandon Williams	DT	6-1	336	2/21/89	7	Missouri Southern St.	D3 '13	1	1	0	0
99	Matthew Judon	OLB	6-3	261	8/15/92	4	Grand Valley State	D5 '16	1	1	0	0
Practice Squad												
14	Sean Modster	WR	5-11	183	11/13/95	R	Boise State	FA '19	0	0	0	0
26	Maurice Canady	CB	6-1	193	5/26/94	4	Virginia	D6b '16	0	0	0	0
47	Donald Payne	ILB	5-11	217	7/12/94	3	Stetson	FA '19	0	0	0	0
47	De'Lance Turner	RB	5-11	214	8/23/95	2	Alcorn State	FA '18	0	0	0	0
49	Christopher Ezeala (IPP)	FB	5-11	248	9/19/95	1	German FB League	IPP '18	0	0	0	0
51	Aaron Adeoye	OLB	6-6	250	8/26/93	R	Southeast Missouri St.	FA '19	0	0	0	0
61	R.J. Prince	G	6-6	320	4/19/95	1	North Carolina	FA '19	0	0	0	0
84	Antoine Wesley	WR	6-4	206	10/22/97	R	Texas Tech	FA '19	0	0	0	0
85	Charles Scarff	TE	6-5	249	5/3/96	R	Delaware	FA '19	0	0	0	0
92	Trevon Coley	DT	6-1	310	7/13/94	3	Florida Atlantic	FA '19	0	0	0	0
95	Zach Sieler	DT	6-6	301	9/7/95	2	Ferris State	D7 '18	0	0	0	0
Reserve/Injured												
25	Tavon Young	CB	5-9	185	3/14/94	4	Temple	D4a '16	0	0	0	0
37	Iman Marshall	CB	6-1	210	2/27/97	R	Southern California	D4c '19	0	0	0	0
46	Fish Smithson	DB	5-11	196	3/18/94	1	Kansas	FA '19	0	0	0	0
58	Alvin Jones	ILB	5-10	231	12/2/94	1	UTEP	FA '18	0	0	0	0
60	Randin Crecelius	G/T	6-5	300	8/5/96	1	Portland State	FA '18	0	0	0	0

POSITIONAL ROSTER

As of Sept 10

QUARTERBACKS

3	Robert Griffin III	QB
7	Trace McSorley	QB
8	Lamar Jackson	QB

WIDE RECEIVERS

10	Chris Moore	WR/RS
11	Seth Roberts	WR
12	Jaleel Scott	WR
15	Marquise Brown	WR
80	Miles Boykin	WR
83	Willie Snead IV	WR/RS

RUNNING BACKS

21	Mark Ingram II	RB
35	Gus Edwards	RB
42	Patrick Ricard	FB/DL
43	Justice Hill	RB

TIGHT ENDS

81	Hayden Hurst	TE
86	Nick Boyle	TE
89	Mark Andrews	TE

OFFENSIVE LINE

64	Greg Senat	T
65	Patrick Mekari	G
68	Matt Skura	G/C
72	Ben Powers	G
73	Marshal Yanda	G/T
74	James Hurst	G/T
77	Bradley Bozeman	C
78	Orlando Brown Jr.	T
79	Ronnie Stanley	T

SECONDARY

22	Jimmy Smith	CB
23	Tony Jefferson	S
24	Brandon Carr	CB
27	Cyrus Jones	CB/RS
28	Justin Bethel	CB
29	Earl Thomas III	S
31	Brynden Trawick	S
32	DeShon Elliott	S
34	Anthony Averett	CB
36	Chuck Clark	S
41	Anthony Levine Sr.	DB/LB
44	Marlon Humphrey	CB

LINEBACKERS

40	Kenny Young	ILB
45	Jaylon Ferguson	OLB
48	Patrick Onwuasor	ILB
49	Chris Board	ILB
50	Otaro Alaka	ILB
54	Tyus Bowser	OLB
56	Tim Williams	OLB
90	Pernell McPhee	OLB
99	Matthew Judon	OLB

DEFENSIVE LINE

42	Patrick Ricard	FB/DL
93	Chris Wormley	DE
94	Daylon Mack	DT
97	Michael Pierce	DT
98	Brandon Williams	DT

SPECIALISTS

4	Sam Koch	P
9	Justin Tucker	K
46	Morgan Cox	LS

PRACTICE SQUAD

14	Sean Modster	WR
26	Maurice Canady	CB
47	Donald Payne	ILB
47	De'Lance Turner	RB
49	Christopher Ezeala (IPP)	FB
51	Aaron Adeoye	OLB
61	R.J. Prince	G
84	Antoine Wesley	WR
85	Charles Scarff	TE
92	Trevon Coley	DT
95	Zach Sieler	DT

RESERVE/INJURED

25	Tavon Young	CB
37	Iman Marshall	CB
46	Fish Smithson	DB
58	Alvin Jones	ILB
60	Randin Crecelius	G/T

2019 COACHING STAFF

John Harbaugh	Head Coach
Don Martindale	Defensive Coordinator
Greg Roman	Offensive Coordinator
David Culley	Asst. Head Coach/Pass Coord./WRs
Richard Angelo	Assistant Offensive Line Coach
Andy Bischoff	Assistant Tight Ends Coach
Randy Brown	Assistant Special Teams Coach
Joe Cullen	Defensive Line Coach
Joe D'Alessandris	Offensive Line Coach
Bobby Engram	Tight Ends Coach
Chris Hewitt	Defensive Backs Coach

Chris Horton	Special Teams Coach
Sterling Lucas	Defensive Assistant/Linebackers
Mike Macdonald	Linebackers Coach
Jesse Minter	Assistant Defensive Backs Coach
Steve Saunders	Head Strength & Conditioning Coach
James Urban	Quarterbacks Coach
Craig Ver Steeg	Senior Assistant/Running Backs
Anthony Watson	Asst. Strength & Conditioning Coach
Matt Weiss	Running Backs Coach
T.J. Weist	Assistant Special Teams Coach
Drew Wilkins	Assistant Defensive Line & OLBs

DEPTH CHART

Compiled by Ravens PR staff on Sept. 10

OFFENSE

WR	<u>15</u> <u>Marquise Brown</u>	- or -	83 Willie Snead IV	10 Chris Moore
WR	<u>80</u> <u>Miles Boykin</u>	- or -	11 Seth Roberts	12 Jaleel Scott
LT	79 Ronnie Stanley		74 James Hurst	64 Greg Senat
LG	77 Bradley Bozeman		<u>65</u> <u>Patrick Mekari</u>	<u>72</u> <u>Ben Powers</u>
C	68 Matt Skura		77 Bradley Bozeman	<u>65</u> <u>Patrick Mekari</u>
RG	73 Marshal Yanda		74 James Hurst	
RT	78 Orlando Brown Jr.		74 James Hurst	
TE	86 Nick Boyle		89 Mark Andrews	81 Hayden Hurst
QB	8 Lamar Jackson		3 Robert Griffin III	<u>7</u> <u>Trace McSorley</u>
FB	42 Patrick Ricard			
RB	21 Mark Ingram II		35 Gus Edwards	<u>43</u> <u>Justice Hill</u>

DEFENSE

DT	98 Brandon Williams		42 Patrick Ricard	
NT	97 Michael Pierce		<u>94</u> <u>Daylon Mack</u>	
DE	93 Chris Wormley		42 Patrick Ricard	
RUSH	90 Pernell McPhee		56 Tim Williams	<u>45</u> <u>Jaylon Ferguson</u>
MLB	48 Patrick Onwuasor		<u>50</u> <u>Otaro Alaka</u>	
WLB	40 Kenny Young	- or -	49 Chris Board	
SAM	99 Matthew Judon		54 Tyus Bowser	
LCB	44 Marlon Humphrey	- or -	24 Brandon Carr	
SS	23 Tony Jefferson		41 Anthony Levine Sr.	31 Brynden Trawick
FS	29 Earl Thomas III		36 Chuck Clark	32 DeShon Elliott
RCB	22 Jimmy Smith		34 Anthony Averett	27 Cyrus Jones
				28 Justin Bethel

SPECIAL TEAMS

P	4 Sam Koch			
K	9 Justin Tucker			
H	4 Sam Koch			
LS	46 Morgan Cox			
KOR	<u>43</u> <u>Justice Hill</u>		10 Chris Moore	83 Willie Snead IV
PR	27 Cyrus Jones		83 Willie Snead IV	<u>15</u> <u>Marquise Brown</u>

All Rookies Underlined

PRONUNCIATIONS

PLAYERS: Aaron Adeoye (uh-DAY-oh-yay); Maurice Canady (CAN-uh-dee); Chris Ezeala (eh-ZAH-lah); Sam Koch (Cook); Anthony Levine Sr. (luh-VEEN); Patrick Mekari (muh-CARE-ee); Patrick Onwuasor (oh-WAH-so); Greg Senat (suh-NOT); Zach Sieler (SEE-ler); Matt Skura (SKUR-uh); Antoine Wesley (AN-twon); Marshal Yanda (YAWN-da)

COACHES: Richard Angulo (an-GOO-low); Andy Bischoff (BISH-off); Joe D'Alessandris (dell-ah-SAN-dress); Craig Ver Steeg (ver-STEGG); T.J. Weist (WEEST)

HOW 2019 RAVENS WERE BUILT

BY YEAR SIGNED

YEAR	PLAYER	ACQ.
2006	P Sam Koch	D6a
2007	G/T Marshal Yanda	D3b
2010	LS Morgan Cox	RFA
2011	CB Jimmy Smith	D1
2012	DB/LB Anthony Levine Sr.	FA
	K Justin Tucker	RFA
2013	DT Brandon Williams	D3
2014	G/T James Hurst	RFA
2015	TE Nick Boyle	D5a
2016	OLB Matthew Judon	D5
	WR/RS Chris Moore	D4b
	ILB Patrick Onwuasor	RFA
	DT Michael Pierce	RFA
	G/C Matt Skura	FA
	T Ronnie Stanley	D1
	<i>CB Tavon Young [Injured Reserve]</i>	<i>D4a</i>
2017	OLB Tyus Bowser	D2
	CB Brandon Carr	UFA (Dal.)
	S Chuck Clark	D6
	CB Marlon Humphrey	D1
	S Tony Jefferson	UFA (Ari.)
	FB/DL Patrick Ricard	RFA
	OLB Tim Williams	D3b
	DE Chris Wormley	D3a
2018	TE Mark Andrews	D3b
	CB Anthony Averett	D4a
	ILB Chris Board	RFA
	C Bradley Bozeman	D6c
	T Orlando Brown Jr.	D3a
	<i>G/T Randin Crecelius [Injured Reserve]</i>	<i>RFA</i>
	RB Gus Edwards	RFA
	S DeShon Elliott	D6a
	QB Robert Griffin III	FA
	TE Hayden Hurst	D1a
	QB Lamar Jackson	D1b
	<i>ILB Alvin Jones [Injured Reserve]</i>	<i>RFA</i>
	CB/RS Cyrus Jones	WAV (NE)
	WR Jaleel Scott	D4c
	T Greg Senat	D6b
	WR Willie Snead IV	Rest. FA (NO)
	ILB Kenny Young	D4b
2019	ILB Otar Alaka	RFA
	CB Justin Bethel	UFA (Atl.)
	WR Miles Boykin	D3b
	WR Marquise Brown	D1
	OLB Jalyon Ferguson	D3a
	RB Justice Hill	D4a
	RB Mark Ingram II	UFA (NO)
	DT Daylon Mack	D5
	<i>CB Iman Marshall [Injured Reserve]</i>	<i>D4c</i>
	OLB Pernell McPhee	UFA (Was.)
	QB Trace McSorley	D6
	G Patrick Mekari	RFA
	G Ben Powers	D4b
	WR Seth Roberts	FA
	<i>DB Fish Smithson [Injured Reserve]</i>	<i>FA</i>
	S Earl Thomas III	UFA (Sea.)
	S Brynden Trawick	FA

BY DRAFT ROUND

1st ROUND (9)	TEAM	YEAR
S Earl Thomas III	Seattle	2010 (14th)
CB Jimmy Smith	Baltimore	2011 (27th)
RB Mark Ingram II	New Orleans	2011 (28th)
QB Robert Griffin III	Washington	2012 (2nd)
T Ronnie Stanley	Baltimore	2016 (6th)
CB Marlon Humphrey	Baltimore	2017 (16th)
TE Hayden Hurst	Baltimore	2018 (25th)
QB Lamar Jackson	Baltimore	2018 (32nd)
WR Marquise Brown	Baltimore	2019 (25th)
2nd ROUND (2)		
CB/RS Cyrus Jones	New England	2016
OLB Tyus Bowser	Baltimore	2017
3rd ROUND (8)		
G/T Marshal Yanda	Baltimore	2007
DT Brandon Williams	Baltimore	2013
OLB Tim Williams	Baltimore	2017
DE Chris Wormley	Baltimore	2017
TE Mark Andrews	Baltimore	2018
T Orlando Brown Jr.	Baltimore	2018
OLB Jalyon Ferguson	Baltimore	2019
WR Miles Boykin	Baltimore	2019
4th ROUND (8)		
WR/RS Chris Moore	Baltimore	2016
<i>CB Tavon Young [Injured Reserve]</i>	<i>Baltimore</i>	<i>2016</i>
CB Anthony Averett	Baltimore	2018
WR Jaleel Scott	Baltimore	2018
ILB Kenny Young	Baltimore	2018
RB Justice Hill	Baltimore	2019
G Ben Powers	Baltimore	2019
<i>CB Iman Marshall [Injured Reserve]</i>	<i>Baltimore</i>	<i>2019</i>
5th ROUND (5)		
CB Brandon Carr	Kansas City	2008
OLB Pernell McPhee	Baltimore	2011
TE Nick Boyle	Baltimore	2015
OLB Matthew Judon	Baltimore	2016
DT Daylon Mack	Baltimore	2019
6th ROUND (7)		
P Sam Koch	Baltimore	2006
CB Justin Bethel	Arizona	2012
S Chuck Clark	Baltimore	2017
C Bradley Bozeman	Baltimore	2018
S DeShon Elliott	Baltimore	2018
T Greg Senat	Baltimore	2018
QB Trace McSorley	Baltimore	2019
UNDRAFTED (19)		
LS Morgan Cox	Baltimore	2010
DB/LB Anthony Levine Sr.	Green Bay	2010
K Justin Tucker	Baltimore	2012
S Tony Jefferson	Arizona	2013
S Brynden Trawick	Baltimore	2013
G/T James Hurst	Baltimore	2014
WR Seth Roberts	Oakland	2014
WR Willie Snead IV	Cleveland	2014
ILB Patrick Onwuasor	Baltimore	2016
DT Michael Pierce	Baltimore	2016
G/C Matt Skura	Baltimore	2016
FB/DL Patrick Ricard	Baltimore	2017
<i>DB Fish Smithson [Injured Reserve]</i>	<i>Washington</i>	<i>2017</i>
ILB Chris Board	Baltimore	2018
<i>G/T Randin Crecelius [Injured Reserve]</i>	<i>Baltimore</i>	<i>2018</i>
RB Gus Edwards	Baltimore	2018
<i>ILB Alvin Jones [Injured Reserve]</i>	<i>Baltimore</i>	<i>2018</i>
ILB Otar Alaka	Baltimore	2019
G Patrick Mekari	Baltimore	2019

FA - Free Agent UFA - Unrestricted Free Agent RFA - Rookie Free Agent WAV - Waivers

PARTICIPATION CHART

Player	9/8 @ Mia.	9/15 vs. Ari.	9/22 @ KC	9/29 vs. Cle.	10/6 @ Pit.	10/13 vs. Cin.	10/20 @ Sea.	11/3 vs. NE	11/10 @ Cin.	11/17 vs. Hou.	11/25 @ LAR	12/1 vs. SF	12/8 @ Buf.	12/12 vs. NYJ	12/22 @ Cle.	12/29 vs. Pit.	REGULAR SEASON TOTALS			
																	GAMES PLAYED	GAMES STARTED	DID NOT PLAY	INACTIVE
Adeoye, Aaron	PS																0	0	0	0
Alaka, Otaru	INA																0	0	0	1
Andrews, Mark	X																1	0	0	0
Averett, Anthony	X																1	0	0	0
Bethel, Justin	X																1	0	0	0
Board, Chris	X																1	0	0	0
Bowser, Tyus	X																1	0	0	0
Boykin, Miles	WR																1	1	0	0
Boyle, Nick	TE																1	1	0	0
Bozeman, Bradley	LG																1	1	0	0
Brown, Marquise	WR																1	1	0	0
Brown Jr., Orlando	RT																1	1	0	0
Canady, Maurice	PS																0	0	0	0
Carr, Brandon	LCB																1	1	0	0
Clark, Chuck	X																1	0	0	0
Coley, Trevon	PS																0	0	0	0
Cox, Morgan	X																1	0	0	0
Creelius, Randin	IR																0	0	0	0
Edwards, Gus	X																1	0	0	0
Elliott, DeShon	X																1	0	0	0
Ezeala, Christopher	PS																0	0	0	0
Ferguson, Jaylon	INA																0	0	0	1
Griffin III, Robert	X																1	0	0	0
Hill, Justice	X																1	0	0	0
Humphrey, Marlon	X																1	0	0	0
Hurst, Hayden	X																1	0	0	0
Hurst, James	X																1	0	0	0
Ingram II, Mark	RB																1	1	0	0
Jackson, Lamar	QB																1	1	0	0
Jefferson, Tony	SS																1	1	0	0
Jones, Alvin	IR																0	0	0	0
Jones, Cyrus	X																1	0	0	0
Judon, Matthew	SLB																1	1	0	0
Koch, Sam	X																1	0	0	0
Levine Sr., Anthony	X																1	0	0	0
Mack, Daylon	INA																0	0	0	1
Marshall, Iman	IR																0	0	0	0
McPhee, Pernell	RUSH																1	1	0	0
McSorley, Trace	INA																0	0	0	1
Mekari, Patrick	X																1	0	0	0
Modster, Sean	PS																0	0	0	0
Moore, Chris	X																1	0	0	0
Onwuasor, Patrick	MLB																1	1	0	0
Payne, Donald	PS																0	0	0	0
Pierce, Michael	NT																1	1	0	0
Powers, Ben	INA																0	0	0	1
Prince, R.J.	PS																0	0	0	0
Ricard, Patrick	FB																1	1	0	0
Roberts, Seth	X																1	0	0	0
Scarff, Charles	PS																0	0	0	0
Scott, Jaleel	INA																0	0	0	1
Senat, Greg	INA																0	0	0	1
Sieler, Zach	PS																0	0	0	0
Skura, Matt	C																1	1	0	0
Smith, Jimmy	RCB																1	1	0	0
Smithson, Fish	IR																0	0	0	0
Snead IV, Willie	X																1	0	0	0
Stanley, Ronnie	LT																1	1	0	0
Thomas III, Earl	FS																1	1	0	0
Trawick, Brynden	X																1	0	0	0
Tucker, Justin	X																1	0	0	0
Turner, De'Lance	PS																0	0	0	0
Wesley, Antoine	PS																0	0	0	0
Williams, Brandon	DT																1	1	0	0
Williams, Tim	X																1	0	0	0
Wormley, Chris	DE																1	1	0	0
Yanda, Marshal	RG																1	1	0	0
Young, Kenny	WLB																1	1	0	0
Young, Tavon	IR																0	0	0	0

Position in Caps = Starter; X = Played/Substituted; IR = Injured Reserve; NOR = Not on Roster; PS = Practice Squad

2019 GAME-BY-GAME STARTERS

OFFENSE

GAME	WR	LT	LG	C	RG	RT	TE	WR	QB	RB	FB	OTHER
Sept. 8 at Miami	M. Brown	Stanley	Bozeman	Skura	Yanda	O. Brown	Boyle	M. Boykin	Jackson	Ingram II	Ricard	n/a
Sept. 15 vs. Arizona												
Sept. 22 at Kansas City												
Sept. 29 vs. Cleveland												
Oct. 6 at Pittsburgh												
Oct. 13 vs. Cincinnati												
Oct. 20 at Seattle												
Nov. 3 vs. New England												
Nov. 10 at Cincinnati												
Nov. 17 vs. Houston												
Nov. 25 at LA Rams												
Dec. 1 vs. San Francisco												
Dec. 8 at Buffalo												
Dec. 12 vs. NY Jets												
Dec. 22 at Cleveland												
Dec. 29 vs. Pittsburgh												

DEFENSE

GAME	NT	DE	DT	SAM	MIKE	WILL	RUSH	RCB	LCB	SS	FS	OTHER
Sept. 8 at Miami	Pierce	Wormley	Williams	Judon	Onwuasor	K. Young	McPhee	Smith	Carr	Jefferson	Thomas III	n/a
Sept. 15 vs. Arizona												
Sept. 22 at Kansas City												
Sept. 29 vs. Cleveland												
Oct. 6 at Pittsburgh												
Oct. 13 vs. Cincinnati												
Oct. 20 at Seattle												
Nov. 3 vs. New England												
Nov. 10 at Cincinnati												
Nov. 17 vs. Houston												
Nov. 25 at LA Rams												
Dec. 1 vs. San Francisco												
Dec. 8 at Buffalo												
Dec. 12 vs. NY Jets												
Dec. 22 at Cleveland												
Dec. 29 vs. Pittsburgh												

Bold denotes first NFL start

2019 TRANSACTIONS

- **Jan: 2:** Signed **LB Ejuan Price** and **LB Matthew Thomas** to Reserve/Future contacts.
- **Jan. 7:** Signed **G Kofi Amichia** to a Reserve/Future contact; Re-signed T Randin Crecelius, DB Robertson Daniel, RB Tyler Ervin, FB Christopher Ezeala, DB Bennett Jackson, LB Alvin Jones and TE Nick Keizer to Reserve/Future contracts.
- **Feb. 19:** Signed CB Tavon Young to a three-year contract extension.
- **Feb. 25:** Terminated the contract of vested veteran WR Michael Crabtree.
- **March 1:** Waived RB Alex Collins.
- **March 6:** Terminated the contract of vested veteran S Eric Weddle.
- **March 7:** Re-signed TE Nick Boyle, who was scheduled to become an unrestricted free agent.
- **March 13:** Traded QB Joe Flacco to the Denver Broncos in exchange for a 2019 fourth-round draft pick (113th overall).
- **March 15:** Signed unrestricted free agents **RB Mark Ingram II** and **S Earl Thomas III**.
- **March 19:** Signed unrestricted free agent **CB Justin Bethel**; Waived (failed physicals) LB Bam Bradley and CB Jaylen Hill.
- **March 26:** Re-signed free agent CB Stanley Jean-Baptiste.
- **March 28:** Re-signed unrestricted free agent QB Robert Griffin III.
- **April 8:** Signed free agent **WR Seth Roberts**.
- **April 15:** Re-signed exclusive rights free agents RB Gus Edwards, G Jermaine Eluemunor, C Matt Skura and RB De'Lance Turner; Re-signed restricted free agent LB Patrick Onwuasor.
- **April 24:** Signed K Justin Tucker to a four-year contract extension and G Marshal Yanda to a one-year contract extension.
- **May 1:** Re-signed restricted free agent DT Michael Pierce.
- **May 3:** Signed draft choices **RB Justice Hill**, **DT Daylon Mack**, **CB Iman Marshall** and **G Ben Powers**; Signed undrafted rookie free agents **LB Otaru Alaka**, **T Marcus Applefield**, **LB E.J. Ejiya**, **TE Cole Herdman**, **DE Markus Jones**, **T Patrick Mekari**, **DT Kalil Morris**, **WR Sean Modster**, **DE Michael Onuoha**, **TE Matt Orzech**, **TE Charles Scarff**, **WR Jaylen Smith**, **LB Silas Stewart**, **G C.J. Toogood**, **WR Antoine Wesley**, **DT Gerald Willis** and **S Evan Worthington**.
- **May 4:** Signed draft choice **QB Trace McSorley**.
- **May 5:** Waived G C.J. Toogood and S Evan Worthington.
- **May 6:** Waived DB Robertson Daniel; Signed **OLB Aaron Adeoye**, **CB Terrell Bonds** and **T Darrell Williams**.
- **May 13:** Signed free agents **QB Jalan McClendon** and **G Patrick Vahe**.
- **May 14:** Waived LB Ejuan Price; Signed free agent **WR Joe Horn Jr.**
- **May 16:** Waived G Kofi Amichia and TE Nick Keizer; Signed free agent **G R.J. Prince**.
- **May 20:** Waived QB Jalan McClendon and DT Kalil Morris; Signed free agents **WR Michael Floyd**, **OLB Pernell McPhee** and **OLB Shane Ray**.
- **May 31:** Signed draft choice **OLB Jaylon Ferguson**.
- **June 6:** Signed draft choice **WR Marquise Brown**.
- **July 17:** Signed draft choice **WR Miles Boykin**.
- **July 25:** Waived (NFI) WR Quincy Adebeyejo.
- **July 26:** Signed free agent **G Isaiah Williams**.
- **July 29:** Waived DE Markus Jones; Signed free agent **QB Joe Callahan**.
- **July 31:** Waived WR Jordan Lasley; Signed free agent **LB Nicholas Grigsby**.
- **Aug. 1:** Waived LB Matthew Thomas; Signed free agent **S Brynden Trawick**.
- **Aug. 5:** Traded G Alex Lewis to the NY Jets in exchange for a 2020 conditional draft choice.
- **Aug. 10:** Signed free agent **DT Elijah Qualls**.
- **Aug. 11:** Traded K/P Kaare Vedvik to the Minnesota Vikings in exchange for an undisclosed 2020 draft pick.
- **Aug. 12:** Signed rookie free agent **P Sean Smith**.
- **Aug. 15:** Waived **DT Elijah Qualls**.
- **Aug. 16:** Waived P Sean Smith; Signed free agent **LB Donald Payne**.
- **Aug. 17:** Signed free agent **K Cameron Nizialek**; Waived (injury settlement) OLB Mike Onuoha.
- **Aug. 23:** Signed free agent **LB Paul Worrilow**.
- **Aug. 24:** Waived LB Nicholas Grigsby; Terminated the contract of vested veteran LB Paul Worrilow.
- **Aug. 25:** Signed free agent **K Elliott Fry**.
- **Aug. 27:** Signed free agent **DB Fish Smithson**.
- **Aug. 28:** Traded G/T Jermaine Eluemunor to New England in exchange for an undisclosed draft pick.
- **Aug. 30:** Waived QB Joe Callahan, K Elliott Fry, WR Joe Horn Jr., LS Matthew Orzech, WR Jaylen Smith, LB Silas Stewart, G Patrick Vahe, T Darrell Williams and G Isaiah Williams; Terminated the contracts of vested veterans WR Michael Floyd and OLB Shane Ray.
- **Aug. 31:** Waived OLB Aaron Adeoye, T Marcus Applefield, CB Terrell Bonds, CB Maurice Canady, ILB E.J. Ejiya, RB Tyler Ervin, FB Christopher Ezeala, DT Willie Henry Jr., TE Cole Herdman, DB Bennett Jackson, WR Sean Modster, ILB Donald Payne, G R.J. Prince, TE Charles Scarff, DT Zach Sieler, RB De'Lance Turner, WR Antoine Wesley and DT Gerald Willis; Terminated the contract of vested veteran CB Stanley Jean-Baptiste (injury settlement); Waived, (injury settlement) K Cameron Nizialek; Terminated the contract of vested veteran S Brynden Trawick; Placed G/T Randin Crecelius, RB Kenneth Dixon, ILB Alvin Jones, DB Fish Smithson and CB Tavon Young on Injured Reserve.
- **Sept. 1:** Signed OLB Aaron Adeoye, T Marcus Applefield, CB Maurice Canady, WR Sean Modster, ILB Donald Payne, G R.J. Prince, TE Charles Scarff, DT Zach Sieler, RB De'Lance Turner and WR Antoine Wesley to the practice squad; Signed International Practice Player FB Christopher Ezeala to the practice squad.
- **Sept. 2:** Placed CB Iman Marshall on Injured Reserve; Re-signed S Brynden Trawick to the 53-man roster.
- **Sept. 3:** Waived T Marcus Applefield from the practice squad and signed **DT Trevon Coley**.
- **Sept. 6:** Waived (injury settlement) RB Kenneth Dixon.

(Bold indicates first time player has joined the Ravens.)

2019 STATISTICS

WON 1, LOST 0

09/08	W 59-10	at Miami	65,012
09/15		Arizona	
09/22		at Kansas City	
09/29		Cleveland	
10/06		at Pittsburgh	
10/13		Cincinnati	
10/20		at Seattle	
11/03		New England	
11/10		at Cincinnati	
11/17		Houston	
11/25		at L.A. Rams	
12/01		San Francisco	
12/08		at Buffalo	
12/12		N.Y. Jets	
12/22		at Cleveland	
12/29		Pittsburgh	

	Balt.	Opp.
TOTAL FIRST DOWNS	31	12
Rushing	10	1
Passing	17	10
Penalty	4	1
3rd Down: Made/Att	7/11	3/10
3rd Down Pct.	63.6	30.0
4th Down: Made/Att	2/2	0/0
4th Down Pct.	100.0	0.0
POSSESSION AVG.	40:07	19:53
TOTAL NET YARDS	643	200
Avg. Per Game	643.0	200.0
Total Plays	73	47
Avg. Per Play	8.8	4.3
NET YARDS RUSHING	265	21
Avg. Per Game	265.0	21.0
Total Rushes	46	12
NET YARDS PASSING	378	179
Avg. Per Game	378.0	179.0
Sacked/Yards Lost	1/1	3/11
Gross Yards	379	190
Att./Completions	26/23	32/15
Completion Pct.	88.5	46.9
Had Intercepted	0	2
PUNTS/AVERAGE	1/56.0	6/53.7
NET PUNTING AVG.	1/56.0	6/48.8
PENALTIES/YARDS	4/40	9/64
FUMBLES/BALL LOST	0/0	1/1
TOUCHDOWNS	8	1
Rushing	2	0
Passing	6	1
Returns	0	0

* SCORE BY PERIODS	Q1	Q2	Q3	Q4	OT	PTS
TEAM	21	21	10	7	0	59
OPPONENTS	0	10	0	0	0	10

* SCORING	TD-Ru	Pa-Rt	K-PAT	FG	S	PTS		
M. Brown	2	0	2	0	0	12		
Ingram	2	2	0	0	0	12		
Tucker	0	0	0	0	8/8	1/1	0	11
Andrews	1	0	1	0	0	0	6	
Boykin	1	0	1	0	0	0	6	
Ricard	1	0	1	0	0	0	6	
Snead	1	0	1	0	0	0	6	
TEAM	8	2	6	0	8/8	1/1	0	59
OPPONENTS	1	0	1	0	1/1	1/1	0	10

2-Pt Conv: **TEAM 0-0, OPPONENTS 0-0**

SACKS: Judon 1, McPhee 1, Onwuasor 1, **TEAM 3, OPPONENTS 1**

FUM/LOST:

* PASSING	Att	Cmp	Yds	Cmp%	Yds/Att	TD	TD%	Int	Int%	Long	SK/Lost	Rating
L. Jackson	20	17	324	85.0	16.20	5	25.0	0	0.0	83t	1/1	158.3
Griffin	6	6	55	100.0	9.17	1	16.7	0	0.0	12	0/0	144.4
TEAM	26	23	379	88.5	14.58	6	23.1	0	0.0	83t	1/1	158.3
OPPONENTS	32	15	190	46.9	5.94	1	3.1	2	6.3	49	3/11	50.3

* RUSHING	No.	Yds	Avg	Long	TD
Ingram	14	107	7.6	49	2
Levine	1	60	60.0	60	0
Edwards	17	56	3.3	11	0
Hill	7	27	3.9	13	0
Griffin	4	9	2.3	4	0
L. Jackson	3	6	2.0	4	0
TEAM	46	265	5.8	60	2
OPPONENTS	12	21	1.8	9	0

* RECEIVING	No.	Yds	Avg	Long	TD
Andrews	8	108	13.5	39	1
M. Brown	4	147	36.8	83t	2
H. Hurst	3	41	13.7	23	0
Boyle	3	26	8.7	12	0
Snead	2	41	20.5	33t	1
Roberts	1	10	10.0	10	0
Boykin	1	5	5.0	5t	1
Ricard	1	1	1.0	1t	1
TEAM	23	379	16.5	83t	6
OPPONENTS	15	190	12.7	49	1

* INTERCEPTIONS	No.	Yds	Avg	Long	TD
E. Thomas	1	14	14.0	14	0
Humphrey	1	0	0.0	0	0
TEAM	2	14	7.0	14	0
OPPONENTS	0	0	---	---	0

* PUNTING	No.	Yds	Avg	Net	TB	In	Lg	B
Koch	1	56	56.0	56.0	0	1	56	0
TEAM	1	56	56.0	56.0	0	1	56	0
OPPONENTS	6	322	53.7	48.8	0	2	58	0

* PUNT RETURNS	Ret	FC	Yds	Avg	Long	TD
C. Jones	2	2	29	14.5	15	0
TEAM	2	2	29	14.5	15	0
OPPONENTS	1	0	0	0.0	0	0

* KICKOFF RETURNS	No.	Yds	Avg	Long	TD
Hill	1	9	9.0	9	0
TEAM	1	9	9.0	9	0
OPPONENTS	3	59	19.7	23	0

* FIELD GOALS	1-19	20-29	30-39	40-49	50+
Tucker	0/0	0/0	1/1	0/0	0/0
TEAM	0/0	0/0	1/1	0/0	0/0
OPPONENTS	0/0	0/0	0/0	0/0	1/1

Tucker: (34G)

OPP: (54G)

2019 DEFENSIVE STATISTICS

from Press Box Stats

Name	Total	Solo	Assists	Sacks	Yds.	TFL	INT	Yds.	PD	FF	FR
Patrick Onwuasor	5	5	0	1	5	1	0	0	1	0	0
Anthony Averett	4	4	0	0	0	0	0	0	1	0	0
Tony Jefferson	3	2	1	0	0	0	0	0	0	0	0
Matthew Judon	3	3	0	1	6	2	0	0	0	0	0
Pernell McPhee	3	1	2	1	0	0	0	0	0	0	0
Michael Pierce	3	2	1	0	0	1	0	0	0	0	0
Brandon Williams	2	0	2	0	0	0	0	0	0	0	0
Kenny Young	2	2	0	0	0	0	0	0	0	0	0
Chris Board	1	1	0	0	0	1	0	0	0	0	0
Tyus Bowser	1	1	0	0	0	0	0	0	0	0	0
Chuck Clark	1	1	0	0	0	0	0	0	1	0	0
Marlon Humphrey	1	1	0	0	0	1	1	0	2	0	0
Earl Thomas III	1	1	0	0	0	0	1	14	1	0	0
Brynden Trawick	1	1	0	0	0	0	0	0	0	0	0
Brandon Carr	0	0	0	0	0	0	0	0	1	0	0
Totals	31	25	6	3	11	6	2	14	7	0	0

2019 SPECIAL TEAMS STATISTICS

from Press Box Stats

Name	Total	Solo	Assists	FF	FR	Blocked Kicks
DeShon Elliott	1	0	0	0	0	0
Brynden Trawick	1	0	1	0	0	0
Chuck Clark	0	0	1	0	0	0
Justin Bethel	0	0	0	0	1	0
Totals	2	0	2	0	1	0

2019 SINGLE-GAME BESTS

Tackles:	5 Patrick Onwuasor at Mia. (9/8)
Sacks:	1 by M. Judon, P. McPhee and P. Onwuasor at Mia. (9/8)
Interceptions:	1 by Marlon Humphrey and Earl Thomas III at Mia. (9/8)
Passes Defensed:	2 by Marlon Humphrey at Mia. (9/8)
Tackles For Loss:	2 by Matthew Judon at Mia. (9/8)
Forced Fumbles:	0
Fumble Recoveries:	1 by Justin Bethel at Mia. (9/8)
Special Teams Tackles:	1 by DeShon Elliott and Brynden Trawick at Mia. (9/8)

TACKLES FOR LOSS LEADERS

Name	TFL
Matthew Judon	2
Chris Board	1
Marlon Humphrey	1
Patrick Onwuasor	1
Michael Pierce	1

SACKS LEADERS

Name	Sacks
Matthew Judon	1
Pernell McPhee	1
Patrick Onwuasor	1

PASSES DEFENSED LEADERS

Name	PD
Marlon Humphrey	2
Anthony Averett	1
Brandon Carr	1
Chuck Clark	1
Patrick Onwuasor	1

INTERCEPTIONS LEADERS

Name	INTs
Marlon Humphrey	1
Earl Thomas III	1

ALWAYS MORE.

NEVER LESS.

