



BALTIMORE RAVENS GAME RELEASE

UNDER ARMOUR PERFORMANCE CENTER | 1 WINNING DRIVE | DWINGS MILLS, MD

PH: 410-701-4000 | BALTIMORERAVENS.COM | TWITTER: @RAVENS

WORLD CHAMPIONS: SUPER BOWL XXXV (2000) & SUPER BOWL XLVII (2012)



BALTIMORE RAVENS AT PHILADELPHIA EAGLES



[2-0] PRESEASON GAME 3 – Aug. 22, 2019 [1-1]
7:30 P.M. ET – LINCOLN FINANCIAL FIELD (69,696)

JUST THE FACTS

- On Thursday (Aug. 22), the Baltimore Ravens (2-0) will battle the Philadelphia Eagles (1-1) in the 13th preseason meeting between the teams. (Baltimore owns a 7-5 series lead.) The Ravens' last preseason game against the Eagles occurred in 2015, a game Philly won, 40-17, at Lincoln Financial Field. Before Thursday, these teams will hold joint practices on Monday and Tuesday at Philly's NovaCare Complex.
- The Ravens, who have won 15-consecutive preseason games dating back to 2016, upended the visiting Packers last Thursday, 26-13, at M&T Bank Stadium. QB Lamar Jackson led scoring drives (2 FGs) on his only two series played, completing 6 of 10 passes for 58 yards and rushing twice for 14 yards. Rookie RB Justice Hill racked up 49 rushing yards and 1 TD on 10 carries as part of Baltimore's 171 total ground yards. WR Chris Moore posted a game-high 4 catches for 54 yards and 1 TD. On defense, the Ravens registered 3 sacks while limiting Green Bay to just 226 yards of total offense.
- Winning six of the last seven games in 2018 – all with QB Lamar Jackson as the starter – Baltimore (10-6) captured its first AFC North Division title since 2012 and earned a playoff berth for the seventh time during head coach John Harbaugh's 11-year tenure. The Ravens returned to the postseason for the first time since 2014, and fell at home in the Wild Card round, 23-17, to the Los Angeles Chargers.
- Under Coach Harbaugh, who's in his 12th season, Baltimore owns the NFL's fifth-most total wins (114) since his 2008 Charm City arrival. The Ravens have appeared in three AFC title games (2008, 2011 & 2012) with "Harbs" at the helm, and in 2012, won Super Bowl XLVII.
- This past January, Eric DeCosta, who started as a scouting intern with the Ravens in the team's first year (1996), began his new role as Baltimore's EVP & GM. DeCosta replaces Ozzie Newsome, who continues to hold a significant role in the organization as an EVP.

WEEKLY SCHEDULE

- Sun. Aug. 18:** 11:15 a.m. Practice / Media Viewing at UAPC
12:45 p.m. Podium & On-Field Interviews
- Mon. Aug. 19:** 1:30 p.m. Practice / Media Viewing in Philadelphia
4 p.m. Podium & On-Field Interviews
- Tues. Aug. 20:** 1:30 p.m. Practice / Media Viewing in Philadelphia
4 p.m. Podium & On-Field Interviews
- Wed. Aug. 21:** Game Walk-Through / No Media Availability

CALLING THE ACTION

Television: WBAL Ch. 11 (Baltimore), WJLA (Washington, D.C.), WGAL (York/Lancaster/Harrisburg, PA), WWCW (Roanoke, VA), WUPV (Richmond, VA), WTVZ (Norfolk, VA) & WMDT (Delmarva area)

Local Radio: WBAL (1090 AM) & 98Rock (97.9 FM)

- Gerry Sandusky (PBP) - Brian Billick (analyst) - Evan Washburn (sideline)

TV broadcast simulcast with radio during preseason games.

COACH HARBAUGH SAYS

ON THE RAVENS' 15-GAME PRESEASON WINNING STREAK:

"We like to win. Winning is better than losing. We don't [approach preseason football] much differently than anybody else. It's not like we're game-planning games; we're playing like everybody else. I give our players a lot of credit, and our coaches. We like winning around here. Let's keep doing it – now and in the regular season."

INJURY UPDATE

First-round pick WR Marquise Brown (offseason foot surgery) began practicing on July 31, but didn't play in the first two preseason games. QB Robert Griffin III (broken thumb on July 27) will miss preseason action, but is expected to return in Week 1. CB Tavon Young (neck) is undergoing evaluation.

NOTE THE QUOTE

RB MARK INGRAM II ON THE 2019 RAVENS:

"We have a young team, but everyone is talented and mature. I think we have a great mesh of veterans and young guys. Everyone has the common goal of wanting to be great. We want to win games and be champions. When you have a group like that, the sky is the limit."

WHAT'S GOING ON?

LONGEST-TENURED NFL HEAD COACHES

Coach	Team	Season	Reg. Season Wins	Playoff Wins
Bill Belichick	Patriots	20th	225	30
Sean Payton	Saints	13th	112	7
Mike Tomlin	Steelers	13th	125	8
John Harbaugh	Ravens	12th	104	10
Pete Carroll	Seahawks	10th	89	9
Jason Garrett	Cowboys	10th	77	2

Visit our Press Room page on BaltimoreRavens.com for more info, including game releases, press releases, transcripts, play-by-plays, credentials and media guides.

RAVENS INFORMATION

2019 RAVENS SCHEDULE

Date	Opponent	Result/Time
Thurs. Aug. 8	JACKSONVILLE JAGUARS	W, 29-0
Thurs. Aug. 15	GREEN BAY PACKERS	W, 26-13
Thurs. Aug. 22	at Philadelphia Eagles	7:30 p.m.
Thurs. Aug. 29	at Washington Redskins	7:30 p.m.
Sun. Sept. 8	at Miami Dolphins	1:00 p.m.
Sun. Sept. 15	ARIZONA CARDINALS	1:00 p.m.
Sun. Sept. 22	at Kansas City Chiefs	1:00 p.m.
Sun. Sept. 29	CLEVELAND BROWNS	1:00 p.m.
Sun. Oct. 6*	at Pittsburgh Steelers	1:00 p.m.
Sun. Oct. 13*	CINCINNATI BENGALS	1:00 p.m.
Sun. Oct. 20*	at Seattle Seahawks	4:25 p.m.
Sun. Oct. 27	BYE	
Sun. Nov. 3*	NEW ENGLAND PATRIOTS	8:20 p.m. (NBC)
Sun. Nov. 10*	at Cincinnati Bengals	1:00 p.m.
Sun. Nov. 17*	HOUSTON TEXANS	1:00 p.m.
Mon. Nov. 25	at Los Angeles Rams	8:15 p.m. (ESPN)
Sun. Dec. 1*	SAN FRANCISCO 49ERS	1:00 p.m.
Sun. Dec. 8*	at Buffalo Bills	1:00 p.m.
Thurs. Dec. 12	NEW YORK JETS	8:20 p.m. (FOX/NFLN)
Sun. Dec. 22*	at Cleveland Browns	1:00 p.m.
Sun. Dec. 29*	PITTSBURGH STEELERS	1:00 p.m.

*Flexible Scheduling Games Home Games in CAPS All Times Eastern

RAVENS PRESEASON FAST FACTS

- Baltimore hasn't lost a preseason game since 2015, posting an impressive 15-0 record over the past three-plus seasons.
- The Ravens are 62-32 all time in preseason play, winning 34 of their last 43 preseason games.
- Under head coach John Harbaugh (2008-19), Baltimore has compiled a 35-12 record during the preseason.
- The Ravens are 29-17 all time in preseason road games, producing wins in 13 of their last 18 such contests.

2019 DRAFT CLASS

Rd.	Pick	Name	Pos.	Ht.	Wt.	College
1	25	Marquise Brown	WR	5-9	170	Oklahoma
3a	85	Jaylon Ferguson	OLB	6-5	270	Louisiana Tech
3b	93	Miles Boykin	WR	6-4	220	Notre Dame
4a	113	Justice Hill	RB	5-10	200	Oklahoma State
4b	123	Ben Powers	G	6-4	310	Oklahoma
4c	127	Iman Marshall	CB	6-1	210	Southern Cal
5	160	Daylon Mack	DT	6-1	340	Texas A&M
6	197	Trace McSorley	QB	6-0	202	Penn State

RETURNING STARTERS

- The Ravens return nine of their 11 offensive starters from 2018.
- On defense, Baltimore returns seven of 11 starters from 2018.
- The standout trio of LS Morgan Cox, P Sam Koch & K Justin Tucker, which has been together since 2012, returns in 2019.

2019 KEY ADDITIONS & LOSSES

Key Free Agent Additions

2018 GP/GS

CB/ST Justin Bethel – UFA (Atl.) (two-year contract) 14/0
 • Bethel has been selected to three Pro Bowls for his standout special teams play (2013-15).

RB Mark Ingram II – UFA (NO) (three-year contract) 12/6
 • A two-time Pro Bowler, Ingram II's 39 rushing scores since 2014 are the league's second most (Todd Gurley, 46) among RBs.

OLB Pernell McPhee – UFA (Was.) (one-year contract) . . . 13/0
 • Helped the Ravens earn three playoff berths during his first four NFL seasons (2011-14), which included a Super Bowl win in 2012.

OLB Shane Ray – UFA (Den.) (one-year contract) 11/0
 • In 2016, ranked No. 2 on the Broncos with a career-high 8 sacks.

WR Seth Roberts – UFA (Oak.) (one-year contract) 15/7
 • In 2018, recorded career-high totals with 45 receptions for 494 yards, also catching 2 TDs.

S Earl Thomas III – UFA (Sea.) (four-year contract) 4/4
 • The six-time Pro Bowler owns 28-career INTs, which rank as the NFL's third most since he entered the league in 2010.

Key Free Agents Retained

TE Nick Boyle – UFA (four-year contract) 16/13
 QB Robert Griffin III – UFA (two-year contract) 3/0

Key Starters Lost

WR John Brown – UFA (Buf.) 16/15
 WR Michael Crabtree – Released (FA) 16/16
 QB Joe Flacco – Traded (Den.) 9/9
 LB C.J. Mosley – UFA (NYJ) 15/15
 OLB Za'Darius Smith – UFA (GB) 16/8
 OLB Terrell Suggs – UFA (Ari.) 16/16
 DE Brent Urban – UFA (Ten.) 16/16
 S Eric Weddle – Released (signed w/ LAR) 16/16
 TE Maxx Williams – UFA (Ari.) 13/6

ED REED HALL OF FAME



On Aug. 3, S Ed Reed was inducted into the Pro Football Hall of Fame, becoming the third homegrown Raven (T Jonathan Ogden – 2013 & LB Ray Lewis – 2018) to earn Hall of Fame honors.

A Super Bowl XLVII champion, nine-time Pro Bowler, five-time first-team All-Pro and 2004 NFL Defensive Player of the Year, Reed was selected by Baltimore with the 24th-overall pick in 2002.

In 2018, Baltimore was one of two teams (Pittsburgh) to rank in the NFL's Top 10 in both total defense (first) & total offense (ninth). Prior to 2018, this feat had never been accomplished by a Ravens team.

RAVENS / EAGLES INFORMATION

FINAL 2018 NFL RANKINGS

DEFENSE

Category	--Ravens--		--Eagles--	
	Stats	Rank	Stats	Rank
Total Defense	292.9	1	366.2	23
Rush Defense	82.9	4	96.9	7
Pass Defense	210.0	5	269.3	30
Points Per Game	17.9	2	21.8	12
3rd-Down Def. %	34.1	3	35.3	6
4th-Down Def. %	50.0	10t	57.9	19
Red Zone Def. (TD%)	63.4	24	44.6	1

OFFENSE

Category	--Ravens--		--Eagles--	
	Stats	Rank	Stats	Rank
Total Offense	374.9	9	365.3	14
Rush Offense	152.6	2	98.1	28
Pass Offense	222.4	22	267.2	7
Points Per Game	24.3	13	22.9	18
3rd-Down Off. %	45.0	6	41.0	12
4th-Down Off. %	59.1	14	60.9	10
Red Zone Off. (TD%)	55.9	20	57.9	17

TEAM

Category	--Ravens--		--Eagles--	
	Stats	Rank	Stats	Rank
Turnover Ratio	-3	22	-6	25
Penalties	116	26t	115	123
Penalty Yards	940	16	995	24

RAVENS-EAGLES SERIES HISTORY

- Preseason Series: Ravens lead, 7-5.
- Regular Season Series: Tied, 2-2-1.

RAVENS-EAGLES SERIES RESULTS

Preseason

Date	Winner	Score/Location	Attendance
08/03/96	Ravens	17-9 Bal.	63,804
08/16/97	Eagles	24-13 @ Phi.	60,939
08/24/98	Ravens	23-6 Bal.	65,970
08/12/99	Ravens	10-7 @ Phi.	43,552
08/05/00	Ravens	16-13 Bal.	65,459
08/13/01	Game Cancelled / Field Conditions		
08/23/02	Ravens	13-12 Bal.	58,443
08/20/04	Eagles	26-17 @ Phi.	67,218
08/20/05	Eagles	20-14 Bal.	70,303
08/17/06	Ravens	20-10 Bal.	70,255
08/13/07	Ravens	29-3 Bal.	71,060
08/11/11	Eagles	13-6 @ Phi.	69,144
08/22/15	Eagles	40-17 @Phi.	69,596

Regular Season

Date	Winner	Score/Location	Attendance
11/16/97	Tie	10-10 Bal. OT	63,546
10/31/04	Eagles	15-10 @ Phi.	67,715
11/23/08	Ravens	36-7 Bal.	71,379
09/16/12	Eagles	24-23 @ Phi.	69,144
12/18/16	Ravens	27-26 Bal.	72,223

2018 RAVENS/EAGLES LEADERS

PASSING YARDS [TDs/INTs]

Joe Flacco	2,465 (12/6)	Carson Wentz	3,074 (21/7)
Lamar Jackson	1,201 (6/3)	Nick Foles	1,413 (7/4)

RUSHING YARDS [AVG.]

Gus Edwards	718 (5.2)	Josh Adams	511 (4.3)
Lamar Jackson	695 (4.7)	Wendell Smallwood	364 (4.2)

RECEIVING YARDS [CATCHES]

John Brown	715 (42)	Zach Ertz	1,163 (116)
Willie Snead IV	651 (62)	Alshon Jeffery	843 (65)
Michael Crabtree	607 (54)	Nelson Agholor	736 (64)

POINTS

Justin Tucker	141	Jake Elliott	111
Alex Collins (IR)	48	Zach Ertz	48
Three Players	30	Alshon Jeffery	36

INTERCEPTIONS [YARDS]

Brandon Carr	2 (26)	Rasul Dougals	3 (14)
Marlon Humphrey	2 (0)	Avonte Maddox	2 (23)
Jimmy Smith	2 (4)	Five Players	1 (n/a)

SACKS [YARDS]

Za'Darius Smith	8.5 (-61)	Fletcher Cox	10.5 (-68.5)
Matthew Judon	7 (-41)	Michael Bennett	9 (-75)
Terrell Suggs	7 (-51)	Chris Long	6.5 (-49.5)

TACKLES

C.J. Mosley	105 (70)	Nigel Bradham	97
Tony Jefferson	74 (53)	Malcolm Jenkins	93

GROSS PUNTING [NET]

Sam Koch	47.4 (39.8)	Cameron Johnston	48.1 (42.7)
--------------------	-------------	----------------------------	-------------

FIELD GOALS [PCT.]

Justin Tucker	35/39 (89.7)	Jake Elliott	26/31 (83.9)
-------------------------	--------------	------------------------	--------------

PUNT RETURN YARDS [AVG.]

Cyrus Jones	259 (14.4)	DeAndre Carter	103 (10.3)
-----------------------	------------	--------------------------	------------

KICKOFF RETURN YARDS [AVG.]

Chris Moore	491 (22.3)	Corey Clement	333 (25.6)
-----------------------	------------	-------------------------	------------

2018 TALE OF THE TAPE

Category	Ravens	Eagles
Record	10-6	9-7
Best Streak	Won 3	Won 3
Points Scored	389	367
TDs Scored	41	41
Rushing TDs Scored	19	12
Passing TDs Scored	18	29
TDs on Returns	4	0
Points Against	287	348
TDs Allowed	33	37
Rushing TDs Allowed	11	14
Passing TDs Allowed	21	22
TDs on Returns Allowed	1	1
Time of Poss. Avg.	32:17	32:03
KOR Avg. For.	22.1	22.0
KOR Avg. Against	23.3	22.5
PR Avg. For	11.5	6.5
PR Avg. Against	10.2	6.3
Sacks	43	44
Sacks Allowed	32	39
Interceptions	12	10
Interceptions Thrown	9	11
Fumbles Lost/Recovered	11/5	12/7

2018 HIGHLIGHTS

NO. 1 DEFENSE

The Ravens produced the NFL's No. 1 overall defense (yards allowed per game) and permitted the league's second-fewest points per game. It marked the second time (2006) in team history that Baltimore posted the league's No. 1 unit.

2018 TOTAL DEFENSE		2018 SCORING DEFENSE	
Rk. Team	YPG	Rk. Team	PPG
1. Baltimore	292.9	1. Chicago	17.7
2. Buffalo	294.1	2. Baltimore	17.9
3. Chicago	299.7	3. Tennessee	18.9
4. Minnesota	309.7	4. Houston	19.8
5. Jacksonville	311.4	Jacksonville	19.8

"D" NUMBERS TO RAVE ABOUT

1 – NFL team (Baltimore) to rank in the NFL's Top 5 in rush (82.9 – fourth) and pass (210.0 – fifth) defense.

4.81 – Yards per play the Ravens' defense allowed, ranking as the NFL's second-best mark. (Chicago was first at 4.78.)

50 – Plays of 20+ yards Baltimore allowed, ranking as the NFL's fourth fewest (tied with Minnesota).

58 – Points the Ravens allowed in the fourth quarter, the NFL's fewest. (Tennessee was second at 62.)

111 – Points allowed by Baltimore in the second half, ranking as the NFL's fewest. (Tennessee was second at 125.)

STRONG ON THIRD DOWN

The Ravens produced the NFL's No. 3 third-down defense and the league's sixth-best third-down offense. No offense in the NFL was better on third-and-short (4 yards or less) than the Ravens, who converted 77.8% of their attempts (49 of 63).

2018 THIRD-DOWN DEFENSE		2018 THIRD-DOWN OFFENSE	
Rk. Team	PCT.	Rk. Team	PCT.
1. Minnesota	30.5	1. Indianapolis	48.6
2. NY Jets	33.8	2. Kansas City	47.2
3. Baltimore	34.1	3. Tampa Bay	46.0
4. Chicago	34.2	4. Atlanta	45.3
5. Seattle	35.0	5. LA Rams	45.03
6. Philadelphia	35.3	6. Baltimore	45.02

RAVENS PASS RUSH

The Ravens' 43 sacks tied (Det., Hou. and Sea.) for the NFL's 11th most. Baltimore had four players produce at least 5 sacks, including three with at least 7 apiece.

RAVENS 2018 SACKS LEADERS

1. Za'Darius Smith	8.5
2. Matthew Judon	7
Terrell Suggs	7
4. Patrick Onwuasor	5.5

RUN IT UP

Boasting the NFL's No. 2 ground attack (152.6 ypg), the Ravens racked up the most total net yards (5,999) and second-most rushing yards (2,441) in single-season franchise history.

NFL RUSHING YARDS / 2018 SEASON

Rk. Team	Att.	Yards	Avg.	TD	YPG
1. Seattle Seahawks	534	2,560	4.79	15	160.0
2. Baltimore Ravens	547	2,441	4.46	19	152.6
3. Los Angeles Rams	459	2,231	4.86	23	139.4
4. Carolina Panthers	416	2,136	5.13	17	133.5
5. New England Patriots	478	2,037	4.26	18	127.3

MOST RUSHING YARDS

Rk. Year	Yards
1. 2003	2,674
2. 2018	2,441
3. 2008	2,376

MOST TOTAL NET YARDS

Rk. Year	Yards
1. 2018	5,999
2. 2014	5,838
3. 2015	5,749

ACTION JACKSON

QB Lamar Jackson rushed for 695 yards in 2018, the most among NFL QBs. In his last seven games alone (all starts with a 6-1 record), Jackson posted 556 rushing yards, which ranked as the NFL's seventh-most overall from Weeks 11-17.

MOST RUSHING YARDS / QUARTERBACKS / 2018 SEASON

Rk. Quarterback	Att.	Yards	Avg.	LG	TDs
1. Lamar Jackson (Bal.)	147	695	4.73	39	5
2. Josh Allen (Buf.)	89	631	7.09	45	8
3. Deshaun Watson (Hou.)	99	551	5.57	34	5
4. Cam Newton (Car.)	101	488	4.83	29	4
5. Mitchell Trubisky (Chi.)	68	421	6.19	39	3

JACKSON & EDWARDS DUO

In 2018, from Weeks 11-17, Baltimore racked up an NFL-best 1,607 rushing yards. Much of that can be attributed to rookie RB Gus Edwards and rookie QB Lamar Jackson, who each ranked in the NFL's Top 7 rushing leaders during this span.

RUSHING YARDS / 2018 WEEKS 11-17 (Final Seven Games)

Rk. Player	Att.	Yards	Avg.	LG	TDs
1. Saquon Barkley (NYG)	130	721	5.55	78t	6
2. Derrick Henry (Ten.)	114	701	6.15	99t	8
3. Gus Edwards (Bal.)	122	654	5.36	43	2
Chris Carson (Sea.)	136	654	4.81	61	7
5. Ezekiel Elliott (Dal.)	136	603	4.43	24	2
6. Joe Mixon (Cin.)	121	598	4.94	51	4
7. Lamar Jackson (Bal.)	119	556	4.67	39	4

RAVENS NO. 1 IN T.O.P.

• The Ravens ranked No. 1 in time of possession, with an average of 32:17 per game. With QB Lamar Jackson as starter (final seven games, 6-1 record), Baltimore's average was an NFL-high 35:47.

• The Ravens were 8-0 when posting at least 34 minutes of possession in a game.

Over the past two seasons (since 2017), OLB Matthew Judon has registered the second-most sacks (15) among all Ravens, while his 27 TFL rank No. 1.

2018 HIGHLIGHTS / 2019 INFORMATION

2018 AFC NORTH STANDINGS

Team	W	L	T	Home	Road	Div.	Con.	PF	PA
Baltimore	10	6	0	6-2	4-4	3-3	8-4	389	287
Pittsburgh	9	6	1	5-3	4-3-1	4-1-1	6-5-1	428	360
Cleveland	7	8	1	5-2-1	2-6	3-2-1	5-6-1	359	392
Cincinnati	6	10	0	4-4	2-6	1-5	4-8	368	455

2018 RESULTS

Date	Opponent	Result	Score	Diff.
Sun. Sept. 9	Buffalo Bills	W	47-3	+44
Thurs. Sept. 13	at Cincinnati Bengals	L	23-34	-11
Sun. Sept. 23	Denver Broncos	W	27-14	+13
Sun. Sept. 30	at Pittsburgh Steelers	W	26-14	+12
Sun. Oct. 7	at Cleveland Browns	L	9-12 (OT)	-3
Sun. Oct. 14	at Tennessee Titans	W	21-0	+21
Sun. Oct. 21	New Orleans Saints	L	23-24	-1
Sun. Oct. 28	at Carolina Panthers	L	21-36	-15
Sun. Nov. 4	Pittsburgh Steelers	L	16-23	-7
Sun. Nov. 18	Cincinnati Bengals	W	24-21	+3
Sun. Nov. 25	Oakland Raiders	W	34-17	+17
Sun. Dec. 2	at Atlanta Falcons	W	26-16	+10
Sun. Dec. 9	at Kansas City Chiefs	L	24-27 (OT)	-3
Sun. Dec. 16	Tampa Bay Buccaneers	W	20-12	+8
Sat. Dec. 22	at Los Angeles Chargers	W	22-10	+12
Sun. Dec. 30	Cleveland Browns	W	26-24	+2
Sun. Jan. 6	Los Angeles Chargers (WC)	L	17-23	-6

2018 HONOR ROLL

CB Brandon Carr

- Ravens Walter Payton Man of the Year
- Team "Media Good Guy" (by Baltimore media)

CB Marlon Humphrey

- Team MVP (by Baltimore media)

QB Lamar Jackson

- NFL Rookie of the Month (December)

CB/RS Cyrus Jones

- AFC Special Teams Player of the Week (Week 12 vs. Raiders)

LB C.J. Mosley

- Pro Bowl (fourth selection)
- AP Second-Team All-Pro
- PFWA All-AFC



ILB Patrick Onwuasor

- AFC Defensive Player of the Week (Week 16 at Chargers)

OLB Za'Darius Smith

- AFC Defensive Player of the Week (Week 6 at Titans)

K Justin Tucker

- AP First-Team All-Pro
- PFWA All-NFL
- PFWA All-AFC
- Pro Bowl first alternate
- AFC Special Teams POM (September & November)
- AFC Special Teams POW (Week 3 vs. Den. & Week 17 vs. Cle.)

S Eric Weddle

- Pro Bowl (sixth selection)



DT Brandon Williams

- Pro Bowl (first selection)



RG Marshal Yanda

- Pro Bowl (seventh selection)
- AP Second-Team All-Pro
- PFWA All-AFC



WHAT'S THE WORD?

Top Quotes from Ravens Training Camp:

QBs coach James Urban on Jackson being motivated by doubters:

"I think as much as anything with Lamar, I would say that he wants to prove Mr. [Steve] Bisciotti and Ozzie [Newsome] and Eric [DeCosta] and Coach 'Harbs' [John Harbaugh] and the Baltimore Ravens right, rather than prove everybody else wrong."

Defensive coordinator Don Martindale on S Earl Thomas III:

"We didn't have to raid Area 51 to go get him. We got him in free agency. *(laughter)* The guy is just a consummate pro. He's a rock. I don't know if anybody has shaken his hand yet or anything else, but he is a physical specimen. He loves football, and that's what he wants to talk about, is football."

RB Mark Ingram II on outside predictions/opinions:

"It's really about what you feel and the energy and the mind process of your building and your surrounding people. There are always going to be predictions. There are always going to be haters. There are always going to be people that say you're better than you are. You're never as good as they say you are, and you're never as bad as they say you are. So, you're somewhere in the middle, and you just keep that humble attitude and you keep grinding every day. All that matters are the people that are in the building, the people that you are grinding with, the people that you are putting the blood, sweat and tears in with."

Offensive coord. Greg Roman on Baltimore's revamped offense:

"Yes, it's definitely a next-level type of thing compared to what has been done in the past. A lot of it, too, is watching your players practice and saying, 'Wow, let's try him on this. Let's put him over here, because I think he'd be really good at that.' So, a lot of it is how you're using your personnel, as well."

The Baltimore Sun's Jonas Shaffer on CB Marlon Humphrey:

"His emergence as the Ravens' top cornerback has been steady enough that it's reached boiling-frog-parable status: He's cooking offensive game plans so regularly, it's hard to remember a time when he didn't blot out opposing receivers."

RAVENS BROADCAST CREWS

• All Ravens games can be heard on 98Rock (97.9 FM), WBAL 1090 AM/101.5 FM, baltimore Ravens.com, in the Ravens mobile app (when fans are in Baltimore) and on 25 regional affiliates. This network broadcasts each game and spans three states – Maryland, Pennsylvania and Delaware – and Washington, D.C.

• Additionally, Ravens games can be heard in Spanish on WDCN La Nueva 87.7 FM in the D.C. area. Games are called by David Andrade and Gustavo Salazar, with Ximena Lugo as producer.

• Ravens preseason games are called by Gerry Sandusky, the "Voice of the Ravens," with analysis provided by former Ravens head coach and Super Bowl XXXV Champion Brian Billick and sideline reporting from CBS Sports' Evan Washburn. The Emmy Award-winning preseason broadcasts and pre-game shows are produced by Ravens Productions, led by coordinating producer Matt Brevet, producer Andy Bock and director Dan Reagan.



RAVENS WINNING WAYS

TOP FRANCHISES / SINCE 2000

TOTAL WINS

1. New England Patriots . . . 255
2. Pittsburgh Steelers . . . 212
3. Indianapolis Colts . . . 203
4. Green Bay Packers . . . 196
5. Philadelphia Eagles . . . 195
- 6. BALTIMORE RAVENS . . . 191**

SUPER BOWL BERTHS

1. New England Patriots . . . 9
2. New York Giants . . . 3
- Pittsburgh Steelers . . . 3
- Seattle Seahawks . . . 3
- 5. BALTIMORE RAVENS . . . 2**
- Car., Den., Ind., Phi. . . . 2

SUPER BOWL TITLES

1. New England Patriots . . . 6
- 2. BALTIMORE RAVENS . . . 2**
- New York Giants . . . 2
- Pittsburgh Steelers . . . 2
- Den., GB, Ind., 1
- NO, Phi., Sea., TB 1

CONF. TITLE GAMES

1. New England Patriots . . 13
- Philadelphia Eagles 6
- Pittsburgh Steelers 6
- 4. BALTIMORE RAVENS 4**
- Green Bay Packers 4
- Indianapolis Colts 4

WINNING SEASONS

1. New England Patriots . . 18
2. Pittsburgh Steelers 15
3. Indianapolis Colts 14
- 4. Baltimore Ravens 13**
- GB, Phi. & Sea. 13

PLAYOFF BERTHS

1. New England Patriots . . 16
2. Indianapolis Colts 14
3. Green Bay Packers 13
4. Phi., Pit. & Sea. 12
- 7. BALTIMORE RAVENS 11**

PLAYOFF GAMES

1. New England Patriots . . 40
2. Indianapolis Colts 26
3. Pittsburgh Steelers 25
- Philadelphia Eagles . . . 25
- 5. BAL., GB, Sea. 24**

PLAYOFF WINS

1. New England Patriots . . 30
- 2. BALTIMORE RAVENS . . . 15**
- Pittsburgh Steelers 15
- Philadelphia Eagles . . . 14
5. Indianapolis, Seattle . . . 13

PLAYOFF PERFORMERS



In a magnificent effort showcasing thrilling performances by their defense, offense and special teams units, the Baltimore Ravens won Super Bowl XXXV with a 34-7 victory over the New York Giants. Allowing the Giants a meager 152 total net yards, New York's attack crossed midfield just twice, while Baltimore's "D" posted 4 INTs. LB Ray Lewis was named the game's MVP, capping an accolade-filled season in which he was also tabbed the NFL's Defensive Player of the Year.

Baltimore defeated San Francisco, 34-31, in Super Bowl XLVII, capturing the franchise's second World Championship. After an amazing first-half performance, the Ravens took a commanding 28-6 lead. But following a bizarre, 34-minute power outage that halted play, the 49ers stormed back into contention. Clinging to a 34-29 edge late in the game, the Ravens stood firm on a pivotal goal-line stand, jamming SF on four-straight plays inside the 7-yard line. QB Joe Flacco was named the game's MVP.

PLAYOFF PERFORMERS

PLAYOFF WINNING PERCENTAGE (Since 1970 Merger)

Rk.	Team	Record	Pct.
1.	New England Patriots*****	36-19	.655
2.	Baltimore Ravens**	15-9	.625
	New York Giants****	20-12	.625
4.	San Francisco 49ers*****	30-19	.612
5.	Pittsburgh Steelers*****	36-24	.600

* Number of Super Bowl Titles

JOHN HARBAUGH ERA [SINCE 2008]

PLAYOFF BERTHS

1. New England Patriots . . 10
2. Green Bay Packers 8
- 3. BALTIMORE RAVENS 7**
- Indianapolis Colts 7
- Pittsburgh Steelers 7
- Seattle Seahawks 7

TOTAL WINS

1. New England Patriots . . 150
2. Pittsburgh Steelers . . . 123
3. Green Bay Packers . . . 115
- New Orleans Saints . . . 115
- 5. BALTIMORE RAVENS . . . 114**
6. Indianapolis, Seattle . . 107

PLAYOFF WINS

1. New England Patriots . . 16
- 2. BALTIMORE RAVENS . . . 10**
3. Green Bay Packers 9
- Seattle Seahawks 9
5. Pittsburgh Steelers 8

PLAYOFF GAMES

1. New England Patriots . . 23
- 2. BALTIMORE RAVENS . . . 16**
- Green Bay Packers 16
4. Seattle Seahawks 15
5. Pittsburgh Steelers . . . 14

AFC TITLE GAMES

1. New England Patriots . . 8
- 2. BALTIMORE RAVENS . . . 3**
- Pittsburgh Steelers 3
4. Denver Broncos 2
- Indianapolis Colts 2
- New York Jets 2

PLAYOFF ROAD WINS

- 1. BALTIMORE RAVENS 7**
2. Green Bay Packers 5
3. New York Jets 4
4. Philadelphia Eagles . . . 3
- San Francisco 49ers . . . 3
6. Ind., LAC, NYG, Pit., Sea. . 2

REG. SEASON WINS

1. New England Patriots . . 134
2. Pittsburgh Steelers . . . 115
3. New Orleans Saints . . . 108
4. Green Bay Packers . . . 106
- 5. BALTIMORE RAVENS . . . 104**
6. Atlanta Falcons 102
7. Indianapolis Colts . . . 101

REG. SEASON HOME WINS

1. New England Patriots . . 76
- 2. BALTIMORE RAVENS . . . 65**
3. Green Bay Packers 64
4. Pittsburgh Steelers . . . 63
5. New Orleans Saints . . . 61
6. Minnesota Vikings . . . 59
- Seattle Seahawks 59

SUPER BOWL SUCCESS

The Baltimore Ravens are one of four franchises (New England, NY Giants and Pittsburgh) to win multiple Super Bowls since 2000.

HEAD COACH JOHN HARBAUGH

ALL-TIME RAVENS COACHING RECORDS

John Harbaugh is the third head coach in Baltimore Ravens history. He is the franchise's all-time winningest coach (114 total victories).

Coach	Seasons	Reg. Season	Playoffs	Total
John Harbaugh	2008-18	104-72	10-6	114-78
Brian Billick	1999-2007	80-64	5-3	85-67
Ted Marchibroda	1996-98	16-31-1	n/a	16-31-1

**SUPER BOWL
XLVII
CHAMPION**

HARBAUGH COACHING RECORDS (2008-18)

- Overall Career Record... 114-78
- Regular Season Record... 104-72
- at Home... 65-23
- on Road... 39-49
- vs. AFC... 79-53
- vs. AFC North... 40-26
- vs. NFC... 25-19
- Playoffs Record... 10-6
- Home Playoff Games... 2-1
- Road Playoff Games... 7-5
- Super Bowl Record... 1-0
- Preseason... 33-12

RAVENS WINS UNDER HARBAUGH

Including playoffs (10-6), the Ravens are 114-78 since John Harbaugh's 2008 arrival, posting the NFL's fifth-most total wins.

TOTAL NFL WINS / INCLUDING PLAYOFFS / SINCE 2008

Rk.	Team	Total Wins
1.	New England Patriots	150
2.	Pittsburgh Steelers	123
3.	Green Bay Packers	115
	New Orleans Saints	115
5.	Baltimore Ravens	114

HARBS' RAVENS TENURE

Year	Record	Playoffs (Result)
2018	10-6	0-1 (Advanced to Wild Card Round)
2017	9-7	No Playoff Berth
2016	8-8	No Playoff Berth
2015	5-11	No Playoff Berth
2014	10-6	1-1 (Advanced to Divisional Round)
2013	8-8	No Playoff Berth
2012	10-6	4-0 (Won Super Bowl XLVII)
2011	12-4	1-1 (Advanced to AFC Championship)
2010	12-4	1-1 (Advanced to Divisional Round)
2009	9-7	1-1 (Advanced to Divisional Round)
2008	11-5	2-1 (Advanced to AFC Championship)

AN ELITE GROUP

MOST PLAYOFF WINS BY A COACH / FIRST 11 SEASONS / ALL TIME

Coach (Team)	Playoff Wins	Seasons
Joe Gibbs (Was.)	15	1981-91
Chuck Noll (Pit.)	14	1969-79
Bill Belichick (Cle. & NE)	11	1991-95, 2000-05
John Harbaugh (Bal.)	10	2008-18
Pete Carroll (NE & Sea.)	10	1997-98, 2010-16
Mike McCarthy (GB)	10	2006-16
Andy Reid (Phi.)	10	1999-2009
George Seifert (SF & Car.)	10	1989-96, '99-'01
Bill Walsh (SF)	10	1979-88



HARBAUGH FAST FACTS

John Harbaugh has led the Ravens to a playoff berth in seven (2008-12, 2014 & 2018) of his 11 seasons, and in 2012, captured the franchise's second Super Bowl title. Under "Harbs," the Ravens have secured an appearance in three AFC Championships (2008, 2011 & 2012).

Here are several Harbaugh quick hits:

- The Ravens are one of only six teams (NE – 10; GB – 8; Bal., Ind., Pit. & Sea. – 7) to earn at least seven postseason berths in the last 11 years. (Baltimore has won at least one game in six of those seven playoff campaigns.)
- The Ravens' 10 playoff wins since 2008 rank second only to New England's 16.
- "Harbs" is the only head coach in NFL history to win a playoff game in each of his first four and five seasons.
- John and his brother, Jim (formerly of the 49ers), are the only head coaches to advance to three conference title games in the first five years as NFL bosses.
- Harbaugh is the only coach in NFL history to win a playoff game in six of the first seven seasons of a coaching career.
- In 2012, Harbaugh became the third coach (with Bill Cowher & Chuck Knox) since the 1970 merger to guide his team to the playoffs in each of his first five seasons.
- Harbaugh owns the fourth-most playoff wins (10, tied) by a coach in his first 11 seasons all time. (See chart at left.)
- With the Ravens' 2014 playoff berth, Harbaugh became one of eight coaches in NFL history to make the postseason in six of their first seven seasons coaching.
- Of coaches to make the playoffs in at least seven of their first 11 years, "Harbs" is one of four active coaches to do so (Pete Carroll - 8, Andy Reid - 8 & Mike Tomlin - 8).
- Harbaugh, Tom Landry (Dal.) and Tom Coughlin (Jax./NYG) own the most road playoff wins (7) by a HC in NFL history.

HEAD COACH JOHN HARBAUGH

ACTIVE HEAD COACH WINNING PERCENTAGE

Baltimore Ravens head coach John Harbaugh owns the fifth-best winning percentage (.594) among active coaches (min. 75 games), compiling a strong 114-78 record (including playoffs).

ACTIVE HEAD COACHES / CAREER WINNING PERCENTAGE (Totals Include Regular Season and Playoff Games / Min. 75 Games)

Rk.	Coach	Team	Seasons	Record	Pct.
1.	Bill Belichick	Cle./NE	1991-95, 2000-18	292-134	.685
2.	Mike Tomlin	Steelers	2007-18	133-73-1	.645
3.	Sean Payton	Saints	2006-18	126-80	.612
4.	Andy Reid	Phi./KC	1999-2018	207-138-1	.600
5.	John Harbaugh	Ravens	2008-18	114-78	.594
6.	Pete Carroll	NYJ/NE/Sea.	'94, '97-99, '10-18	132-93-1	.586
7.	Mike Zimmer	Vikings	2014-18	48-34-1	.584

HARBS' REG. SEASON TRENDS

On grass	47-34
Artificial turf	57-38
September	25-12
October	17-25
November	32-13
December	27-20
January	3-2
Leading at halftime	84-18
Leading after 3 quarters	92-16
When scoring first	76-24
Positive or even turnover ratio	81-30
Scoring 20 or more points	87-32
Scoring 30 or more points	37-5
Totaling 350 or more net yards	58-26
Rushing for 150 or more yards	34-7
Holding opp. under 250 net yards	38-6
Holding opp. under 21 points	85-15
Holding opp. under 15 points	62-7

POSTSEASON SUCCESS: ACTIVE COACHES

PLAYOFFS WIN PERCENTAGE (Min. 5 Games)

Rk.	Coach	Rec.	Pct.
1.	Bill Belichick	31-11	.738
2.	John Harbaugh	10-6	.625
3.	Dan Quinn	3-2	.600
4.	Sean Payton	8-6	.571
5.	Pete Carroll	10-8	.556

SUPER BOWL TITLES

1. Bill Belichick	6
2. John Harbaugh	1
Pete Carroll	1
Sean Payton	1
Doug Pederson	1
Mike Tomlin	1

HARBAUGH'S CAREER STOPS

Team	Position	Years
Baltimore Ravens	Head Coach	2008-19
Philadelphia Eagles	Secondary	2007
Philadelphia Eagles	Special Teams Coord.	1998-2006
Indiana University	DBs/Special Teams Coord.	1997
University of Cincinnati	Assistant Head Coach	1995-96
University of Cincinnati	TEs/OLBs/RBs/Special Teams	1989-94
Morehead State	DBs/ST Coord./S&C Coach	1988
University of Pittsburgh	Tight Ends	1987
Western Michigan	Graduate Assistant	1984-86

RAVENS UNDER HARBAUGH: SINCE 2008

3

AFC TITLE GAMES
(2nd Most - tied, Pit.)

7

ROAD PLAYOFF WINS
(NFL High)

10

PLAYOFF WINS
(2nd Most, NE - 16)

65

WINS AT HOME
(2nd Most)

114

TOTAL VICTORIES
(5th Most)

"I can't think of a coach I respect any more than John. He's got an amazing presence about him. Look what he's done. He's done great things for this organization."

- Jim Nantz, CBS Announcer, Dec. 2018



RAVENS SPECIAL TEAMS NOTES

HORTON INHERITS A RICH HISTORY

Following the 2019 retirement of longtime ST coordinator Jerry Rosburg, Chris Horton took over as the Ravens' special teams coach. Horton served as Rosburg's assistant coach for the past three seasons and now leads Baltimore's standout ST battery.

SIX PRO BOWLERS

• Six Ravens have earned eight combined Pro Bowl honors during the John Harbaugh Era (since 2008): ST Brendon Ayanbadejo (2008), K Billy Cundiff (2010), RS Jacoby Jones (2012), K Justin Tucker (2013 & 2016), LS Morgan Cox (2015 & 2016) and P Sam Koch (2015).

PRIME KICKER & PUNTER

• Two-time Pro Bowl K Justin Tucker, who the Ravens signed as a rookie free agent, owns the NFL's most FGs (237) since entering the NFL in 2012. With a 90.1% career success mark, "Tuck" is the most accurate kicker in league history (237-of-263 on FGAs). Earning his first Pro Bowl nod in 2015, P Sam Koch's 46.7 gross average ranked No. 9 in the NFL that season, while his 42.9 net average was No. 2. In 2017, Koch led the NFL in both punts inside the 10 (16) and the 20 (a franchise-record 40).

2018: ANOTHER RAVENS RETURN MAN SCORES BIG

• In Week 12's win vs. Oakland, Baltimore native CB/RS Cyrus Jones posted a 70-yard punt return TD, marking the Ravens' first PR-TD since 10/15/17, when Michael Campanaro had a 77-yarder vs. Chicago. Dating back to 2011, six different Ravens have returned punts for touchdowns: Campanaro, Kaelin Clay, Tandon Doss, C. Jones, Jacoby Jones and Lardarius Webb.

RAVENS' BIG RETURNS IN JONES' MAGICAL SEASON

• Led by Pro Bowl RS Jacoby Jones in the 2012 Super Bowl season, Baltimore ranked first in the NFL in KOR average (27.3). Jones, who became the first player ever to record dual KORs of at least 105 yards in a career, tied for a league-leading 3 kick return TDs (2 KORs & 1 PR). He also tied an NFL record for longest KOR in a Super Bowl with his 108-yard KOR-TD. (In 2014's game at Pit., he added another 108-yarder to his resume, marking 4 total KOR-TDs over 100 yards in his career.)

BALTIMORE BLOCK PARTY

Since 2014, the Ravens own the NFL's third-most blocked kicks (13, tied), including an NFL-high 4 (tied) in 2016.

MOST BLOCKED KICKS (Since 2014)

Rk.	Team	Blocks
1.	Miami / Philly	15
2.	New England	14
4.	Bal. / Den.	13

MOST BLOCKED KICKS (2016 Season)

Rk.	Team	Blocks
1.	Baltimore	4
	Miami	4
3.	Five Teams	3

RAVENS' 13 BLOCKS: BREAKDOWN (SINCE 2014)

Total Blocks ... 13	1st Qtr. 3	When Losing ... 8
FG Blocks 7	2nd Qtr. 1	When Winning ... 3
PAT Blocks 3	3rd Qtr. 3	When Tied 2
Punt Blocks 3	4th Qtr. 6	Record 9-4

237

Tucker FGs Made
NFL's Most Since '12

5

Ravens KOR-TDs
NFL's 2nd Most Since '11

952

Tucker Points Scored
NFL's 2nd Most Since 2012

6

Ravens PR-TDs
NFL's 2nd Most Since '11
(tied with Chi.)

90.1

Tucker Career FG %
Best in NFL History

11

Ravens Total Ret. TDs
NFL's 2nd Most Since '11
(tied with KC)

SEVEN STRAIGHT IN TOP 6

In the past seven seasons (2012-18), in the annual special teams report from senior NFL writer Rick Gosselin, Baltimore has ranked in the NFL's Top 6 for seven-straight seasons. (Gosselin's report is recognized by NFL teams as a special teams measuring stick.)

RAVENS SPECIAL TEAMS RANKINGS IN RICK GOSSELIN'S ANNUAL REPORT (Past Seven Seasons)

Season	Ranking
2018	.6th
2017	.4th
2016	.5th
2015	.1st
2014	.5th
2013	.5th
2012	.2nd

No other NFL team has been in the Top 6 (or even the Top 10) in each of the past seven seasons.

TOP KOR AVERAGE

Since 2008, when John Harbaugh became the Ravens' head coach, Baltimore owns the NFL's No. 1 KOR average (25.1).

NFL KICKOFF RETURN AVERAGE (Since 2008 / Harbaugh's Baltimore Tenure)

Rk.	Team	KOR	Yards	Avg.	Long	TDs
1.	Baltimore Ravens	476	11,970	25.1	108t	7
2.	Minnesota Vikings	520	12,762	24.5	109t	10
3.	New York Jets	543	13,006	24.0	107t	7

RAVENS DEFENSIVE NOTES

WINK IS THE D.C.

In his first year (2018) as Baltimore's defensive coordinator, Don "Wink" Martindale led the Ravens' unit to a No. 1-overall ranking, allowing an NFL-best 292.9 yards per game. Baltimore also permitted the league's second-fewest points per game (17.9), just behind Chicago's 17.7. For his coaching efforts, Martindale was recognized by Sports Illustrated/MMQB as the Assistant Coach of the Year and was the AP NFL runner-up (then-Bears' DC Vic Fangio) for the same award.

The 2019 campaign marks Martindale's 15th season in the NFL, where he has also spent time with Oakland (2004-08) and Denver (2009-10). In 2010, he served as the Broncos' defensive coordinator.



2018 "D" NUMBERS TO RAVE ABOUT

1 – NFL team (Baltimore) to rank in the NFL's Top 5 in rush (82.9 – fourth) and pass (210.0 – fifth) defense.

4.81 – Yards per play the Ravens' defense allowed, ranking as the NFL's second-best mark. (Chicago was first at 4.78.)

34.1 – Third-down percentage, ranking No. 3.

50 – Plays of 20+ yards Baltimore allowed, ranking as the NFL's fourth fewest (tied with Minnesota).

58 – Points the Ravens allowed in the fourth quarter, the NFL's fewest. (Tennessee was second at 62.)

86 – Tackles for loss by Baltimore, tying (Chi. & Phi.) for fifth.

89 – Passes defended by Baltimore, ranking third.

80.6 – Defensive passer rating by Baltimore, ranking No. 2.

111 – Points allowed by Baltimore in the second half, ranking as the NFL's fewest. (Tennessee was second at 125.)

BALTIMORE: THE SHUTOUT CITY

Since 2017, 19 shutouts have been pitched by defenses throughout the NFL. Of those, a league-high 4 have come courtesy of the Ravens.

MOST SHUTOUTS (Since 1996 / Ravens' Inception)		MOST SHUTOUTS (Since 2017)	
Rk.	Team	Rk.	Team
1.	Baltimore Ravens	1.	Baltimore Ravens
2.	San Francisco 49ers	2.	Jacksonville Jaguars
	Seattle Seahawks		Los Angeles Rams

RAVENS ALL-TIME "D" COORDINATORS

Don Martindale joins a long line of great Ravens defensive coordinators, four of whom have gone on to become NFL head coaches: Marvin Lewis (1996-2001), Mike Nolan (2002-04), Rex Ryan (2005-08) and Chuck Pagano (2011).

Don Martindale (2018)	Rex Ryan (2005-08)
Dean Pees (2012-17)*	Mike Nolan (2002-04)
Chuck Pagano (2011)	Marvin Lewis (1996-2001)*
Greg Mattison (2009-10)	* Super Bowl-winning DC

2018 RANKINGS

1ST – TOTAL YPG

4TH – RUSH YPG

5TH – PASS YPG

2ND – PPG

In 2018, the Ravens produced the NFL's No. 1 defense (yards allowed per game). It marked the second time (2006) in team history that Baltimore posted the league's No. 1 unit.

2018 TOTAL DEFENSE		2018 SCORING DEFENSE	
Rk.	Team	Rk.	Team
1.	Baltimore	1.	Chicago
2.	Buffalo	2.	Baltimore
3.	Chicago	3.	Tennessee
4.	Minnesota	4.	Houston
5.	Jacksonville		Jacksonville

RAVENS "D" UNDER HARBAUGH

Don Martindale leads a defensive unit that, during the John Harbaugh Era (2008-18), has been superb.

POINTS PER GAME ALLOWED	TOUCHDOWNS ALLOWED
1. Baltimore	1. Baltimore
2. Pittsburgh	2. Pittsburgh
3. New England	3. Seattle
TOTAL NET YARDS ALLOWED	OPPONENT PASSER RATING
1. Pittsburgh	1. Baltimore
2. Baltimore	2. Buffalo
3. NY Jets	3. Cincinnati
RUSHING YARDS ALLOWED	THIRD-DOWN DEFENSE
1. Pittsburgh	1. Baltimore
2. Baltimore	2. Houston
3. Minnesota	3. Denver

SACK CITY, USA

In 2018's Week 6 win at the Titans, Baltimore racked up a franchise-best 11 sacks, tying for the second most by a team in league history. They also stand as the most in an NFL game since 2012 (SD, 11).

MOST SINGLE-GAME SACKS RAVENS HISTORY

10/14/18 at Ten.	11
11/24/11 vs. SF.	9
11/26/06 vs. Pit.	9
11/16/97 vs. Phi.	9

Second-Half "D" Dominates: In 2018's Week 6 win vs. Tennessee, the Ravens became the first team since the 1934 Lions not to allow a TD after halftime in each of their first six games of a season. (Baltimore's streak was then snapped by NO in Week 7.)

RAVENS OFFENSIVE NOTES

ROMAN ELEVATED TO O.C.

Following the 2018 season, the Ravens named Greg Roman their offensive coordinator. Roman is a 21-year NFL coaching veteran who spent 2018 as the team's assistant head coach/TEs coach. He re-joined the Ravens in 2017 as a senior offensive assistant/TEs coach after his first stint with the team as an asst. O-line coach from 2006-07.

Previously, Roman was a successful "O" coordinator with the Buffalo Bills (2015-16) and San Francisco 49ers (2011-14). With each team, Roman worked with QBs who totaled their highest single-season passer ratings under his guidance: Tyrod Taylor (Bills – 99.4 in 2015), Colin Kaepernick (49ers – 98.3 in 2012) and Alex Smith (49ers – 104.1 in 2012).



RAVENS SET FRANCHISE MARK

Boasting the NFL's No. 2 ground attack (152.6 ypg) in 2018, the Ravens racked up the most total net yards (5,999) and second-most rushing yards (2,441) in single-season franchise history.

RAVENS SINGLE-SEASON OFFENSIVE RECORDS

MOST RUSHING YARDS

Rk.	Year	Yards
1.	2003	2,674
2.	2018	2,441
3.	2008	2,376

MOST TOTAL NET YARDS

Rk.	Year	Yards
1.	2018	5,999
2.	2014	5,838
3.	2015	5,749

200-YARD OUTPUTS

There were 32 200-yard rushing games in the NFL in 2018, with Baltimore producing a league-high five such performances, including 4 of the Top 14.

MOST RUSHING YARDS / TOP 12 GAMES / 2018 SEASON

Rk.	Team	Week/Opp.	Yards	Result
1.	NY Jets	5 vs. Broncos	323	W
2.	Baltimore	17 vs. Browns	296	W
3.	Houston	12 vs. Titans	281	W
4.	New England	16 vs. Bills	273	W
	Seattle	10 at Rams	273	L
6.	LA Rams	6 at Broncos	270	W
7.	LA Rams	16 at Cardinals	269	W
8.	Baltimore	11 vs. Bengals	267	W
9.	Tennessee	14 vs. Jaguars	264	W
10.	Detroit	7 at Dolphins	248	W
11.	LA Chargers	6 at Browns	246	W
12.	New Orleans	10 at Bengals	244	W
13.	Baltimore	15 vs. Buccaneers	242	W
	Baltimore	12 vs. Raiders	242	W

RUN GAME FAST FACTS

- From Weeks 11-15 in 2018, the Ravens rushed for at least 190 yards in five-straight games. The last NFL team to achieve this feat was the 1976 Steelers.
- In its last seven games of 2018 (6-1 record), Baltimore rushed for an NFL-high 229.6 YPG.
- Under John Harbaugh, when rushing for at least 125 yards, the Ravens have produced a 55-12 record. Baltimore is 34-7 when rushing for at least 150 yards and 15-1 when tallying at least 200 under "Harbs."

2018 RANKINGS

9TH – TOTAL YPG

2ND – RUSH YPG

22ND – PASS YPG

13TH – PPG

Roman on the Ravens' 2019 Offense:

"There's an element of our offense where we want to be able to get medieval and get downhill on people. There are a variety of ways to do it. We don't want to narrow ourselves to say, 'We're only doing this,' or, 'We're only doing that.' Let's roll the balls out there, see what the guys can do."

FOR THE LONG HAUL

Baltimore's offense posted an NFL-high 40 10-play drives in 2018, 19 of which produced TDs.

10-PLAY TOUCHDOWN DRIVES / 2018 SEASON

Rk.	Team	Poss.	10-Play Drives	10-Play TDs
1.	Baltimore	177	40	19*
2.	New England	182	35	15
3.	Kansas City	170	34	18

* NFL high, with KC, NO & Pit. (18) in second

THIRD-DOWN SUCCESS

In 2018, Baltimore ranked No. 6 in third-down offense, converting 104 of 231 attempts (45.0%). Here's a breakdown of the final third-down offensive rankings:

Third-and-short (<4 yards) 49 of 63 (77.8%) – No. 1
 Third-and-2/3 21 of 29 (72.4%) – No. 2
 Third-and-1 28 of 34 (82.4%) – No. 3
 Third down overall 104 of 231 (45.0%) – No. 6

2

Ravens 2018 Rushing Ranking (152.6 YPG) (Seattle, 160.0, No. 1)

5

NFL-High 200-Yard Rushing Games by Baltimore in 2018 (Weeks 11-13, Week 15 & Week 17)

RAVENS PERSONNEL NOTES



EVP & GM ERIC DECOSTA

Eric DeCosta's loyalty, love and pride for the Baltimore Ravens are unmatched. A pillar of the organization's well laid foundation, DeCosta has been with the franchise since Day One, first beginning as an intern during the inaugural 1996 season and then ascending to the personnel department's chief decision-maker in 2019.

Prior to being named executive vice president and general manager this past January – succeeding the legendary Ozzie Newsome – DeCosta, 48, received GM interview offers annually from multiple teams in recent years. However, he never seriously considered leaving Baltimore. Simply put, Eric's respect for – and thorough understanding of – the Ravens' culture aligned perfectly with his pursuit of a dream job.

24TH RAVENS SEASON

"The perfect word is seamless. He's had the experience of watching how Ozzie [Newsome] takes over a room – building a consensus, but [knowing] you have to make the final call. Building that strong consensus with great football minds is what has allowed Ozzie to have the success he's had, and I think Eric obviously understands that very well. The Ravens should be in great hands."

– ESPN's Mel Kiper Jr. on DeCosta's transition to GM

FIRST-ROUND FINDS

The Ravens have tabbed 24 players in the first round. These picks have earned 61 combined Pro Bowls, multiple Defensive POY Awards, two Super Bowl MVPs and three HOF selections.

RAVENS ALL-TIME FIRST-ROUND DRAFT PICKS

Year	Name	Pick	Pro Bowls
1996	T Jonathan Ogden* –	4	11
1996	LB Ray Lewis* ++ ~ –	26	13
1997	LB Peter Boulware*	4	4
1998	CB Duane Starks*	10	
1999	CB Chris McAlister*	10	3
2000	RB Jamal Lewis*=	5	1
2000	WR Travis Taylor	10	
2001	TE Todd Heap*	31	2
2002	S Ed Reed*+ –	24	9
2003	OLB Terrell Suggs*+	10	7
2003	QB Kyle Boller	19	
2005	WR Mark Clayton*	22	
2006	DT Haloti Ngata*	12	5
2007	G Ben Grubbs*	29	2
2008	QB Joe Flacco^ ~	18	
2009	T Michael Oher*	23	
2011	CB Jimmy Smith	27	
2013	S Matt Elam	32	
2014	LB C.J. Mosley*	17	4
2015	WR Breshad Perriman	26	
2016	T Ronnie Stanley	6	
2017	CB Marlon Humphrey	16	
2018	TE Hayden Hurst	25	
2018	QB Lamar Jackson	32	
2019	WR Marquise Brown	25	

* All-Rookie Team ^ Rookie of the Year (NFL.com Fan Vote)
 ~ Super Bowl MVP + Defensive Player of the Year Award
 = Offensive Player of the Year Award – Pro Football Hall of Fame

HOMEGROWN PRO BOWLERS

Year Drafted (Rd.)	Name	Pro Bowls
1996 (1st)	LB Ray Lewis	13
1996 (1st)	T Jonathan Ogden	11
2002 (1st)	S Ed Reed	9
2003 (1st)	OLB Terrell Suggs	7
2007 (3rd)	G Marshal Yanda	7
2006 (1st)	DT Haloti Ngata	5
1997 (1st)	OLB Peter Boulware	4
2014 (1st)	LB C.J. Mosley	4
1999 (1st)	CB Chris McAlister	3
2008 (2nd)	RB Ray Rice	3
2015 (RFA)	LS Morgan Cox #	2
2001 (1st)	TE Todd Heap	2
1996 (5th)	WR/RS Jermaine Lewis	2
2007 (4th)	FB Le'Ron McClain	2
2000 (6th)	OLB Adalius Thomas	2
2012 (RFA)	K Justin Tucker #	2
2007 (1st)	G Ben Grubbs	1
2013 (4th)	FB Kyle Juszczyk	1
2006 (6th)	P Sam Koch	1
2000 (1st)	RB Jamal Lewis	1
2002 (RFA)	LB Bart Scott #	1
2013 (3rd)	DT Brandon Williams	1

Undrafted rookie free agent **Bold indicates 2018 Pro Bowler**

22	19	3
Homegrown Ravens Pro Bowlers	Drafted Ravens To Earn Pro Bowl Honors	Undrafted Rookies To Earn Pro Bowl Honors

Ravens' Three Hall of Famers: Jonathan Ogden (2013), Ray Lewis (2018) & Ed Reed (2019):

Baltimore has drafted three players (Ogden, Lewis & Reed) who were selected to the Pro Football Hall of Fame. For Ogden & Lewis, it was the first time ever two players were drafted in the same round (1st in 1996) by a team and reached the HOF in their initial year of eligibility.



RAVENS PERSONNEL NOTES

RAVENS DRAFT SUCCESS ACROSS THE BOARD

- 1ST** → Jonathan Ogden ('96), Ray Lewis ('96), Peter Boulware ('97), Chris McAlister ('99), Jamal Lewis ('00), Todd Heap ('01), Ed Reed ('02), Terrell Suggs ('03), Haloti Ngata ('06), Joe Flacco ('08), Jimmy Smith ('11), C.J. Mosley ('14), Ronnie Stanley ('16), Marlon Humphrey ('17)
- 2ND** → Jamie Sharper ('97), Ray Rice ('08), Torrey Smith ('11), Courtney Upshaw ('12), Kelechi Osemele ('12), Timmy Jernigan ('14)
- 3RD** → Casey Rabach ('01), Marshal Yanda ('07), Lardarius Webb ('09), Brandon Williams ('13), Crockett Gillmore ('14)
- 4TH** → Edwin Mulitalo ('99), Jarret Johnson ('03), Le'Ron McClain ('07), Dennis Pitta ('10), Kyle Juszczyk ('13), Alex Lewis ('16), Tavon Young ('16)
- 5TH** → Jermaine Lewis ('96), Dawan Landry ('06), Arthur Jones ('10), Pernell McPhee ('11), Rick Wagner ('13), Matthew Judon ('16)
- 6TH** → Adalius Thomas ('00), Chester Taylor ('02), Sam Koch ('06), Haruki Nakamura ('08), Tyrod Taylor ('11), Maurice Canady ('16)
- 7TH** → DeAngelo Tyson ('12), Michael Campanaro ('14)
- RFA** → Mike Flynn ('97), Priest Holmes ('97), Will Demps ('02), Bart Scott ('02), Ma'ake Kemoeatu ('02), Jameel McClain ('08), Dannell Ellerbe ('09), Morgan Cox ('10), Justin Tucker ('12), James Hurst ('14), Zach Orr ('14), Patrick Onwuasor, ('16) Michael Pierce ('16), Matt Skura ('16)

RAVENS 20/20 CLUB

The Ravens' "20/20 Club" includes members of the personnel staff who started with as young assistants and grew into evaluators with more input. The term "20/20" refers to hiring 20-year-olds for \$20,000. But according to Ozzie Newsome: "The guys actually started when they were a little older than 20 and for more than \$20,000, but that's what we call them."

RAVENS "20/20 CLUB" GRADUATES (Current Scouts)

Name	Joined Ravens	Current Title
George Kokinis	1991 (w/ Browns)	Dir. of Player Personnel
Eric DeCosta	1996	EVP/General Manager
Joe Hortiz	1998	Dir. of Player Personnel
Mark Azevedo	2005	Player Personnel Coor.
David Blackburn	2007	West Area Scout
Andrew Raphael	2013	Southeast Area Scout
Brandon Berning	2015	Midwest/SW Area Scout
Joey Cleary	2015	Northeast Area Scout
Patrick Williams	2016	College Scout
Corey Frazier	2017	Pro Scout

UNDRAFTED ROOKIE STREAK

Undrafted rookies LB Chris Board, WR/RS Janarion Grant and CB Darious Williams made the Ravens' 2018 Week 1 roster, marking the 15th-straight season a RFA has made Baltimore's roster, tying for the NFL's second-longest active streak.

CONSECUTIVE SEASONS W/ ROOKIE FA ON WEEK 1 ROSTER (Current NFL Streaks)

Rk.	Team	Seasons
1.	Indianapolis Colts	20
2.	Baltimore Ravens	15
	Denver, New England	15

SUPER BOWLS SINCE 2000

MOST SUPER BOWL CHAMPIONSHIPS (Since 2000 Season)



Titles	Team	Seasons
6	New England Patriots	'01, '03-04, '14, '16, '18
2	Baltimore Ravens	2000, '12
2	New York Giants	2007, '11
2	Pittsburgh Steelers	2005, '08



THE WIZARDRY OF OZ

Ozzie Newsome's legacy is unlike any the game has seen. Known throughout all of sports as a premier leader, Newsome is a Hall of Fame player, the architect of Baltimore's 2000 and 2012 Super Bowl championship teams and an elite evaluator who became the NFL's first African American GM. In 2019, his longtime top lieutenant, Eric DeCosta, took over as the Ravens' EVP & GM. However, Newsome maintains a significant role within the organization as its executive VP.

OZZIE NEWSOME CAREER SNAPSHOT

- NFL's first African American General Manager (promoted in 2002)
- Architect of Ravens 2000 & 2012 Super Bowl Championship Teams
- NFL Executive of the Year (2000)
- Pro Football Hall of Fame (class of 1999)
- State of Alabama Hall of Fame (class of 1995)
- National Football Foundation College Hall of Fame and NCAA Hall of Fame (class of 1994)
- 13-Year NFL Tight End with Cleveland Browns (1978-90)
- Three-Time Pro Bowler (1981, 1984-85)
- Four-Time Cleveland Touchdown Club Offensive Player of the Year
- Member of NFL Policy-Making Groups: Competition Comm. & Player Care Found. Board

IRONMEN / TURNOVERS NOTES

CARR IS THE IRON HORSE

CB Brandon Carr's 176-consecutive starts rank as the NFL's longest active streak among defensive players. They stand second overall among all NFL players.

NFL CONSECUTIVE GAMES STARTED (Current NFL Streaks)

Rk.	Player	Games
1.	QB Philip Rivers (LAC)	208
2.	CB Brandon Carr (Bal.)	176
3.	QB Matt Ryan (Atl.)	147
4.	Ryan Kerrigan (Was.)	128
	Patrick Peterson (Ari.)	128
	Matthew Stafford (Det.)	128

RAVENS IRONMEN

RAVENS CONSECUTIVE GAMES PLAYED / ALL-TIME STREAKS

Rk.	Player	Games	Years
1.	Sam Koch	208	2006-present
2.	Jarret Johnson	129	2003-11
3.	Joe Flacco	122	2008-15

BALTIMORE RAVENS MOST ALL-TIME GAMES PLAYED

Rk.	Player	Games	Years
1.	Terrell Suggs	229	2003-18
2.	Ray Lewis	228	1996-2012
3.	Sam Koch	208	2006-present
4.	Matt Stover	207	1996-2008
5.	Jonathan Ogden	177	1996-2007

BALTIMORE RAVENS MOST ALL-TIME GAMES PLAYED

Rk.	Player	Games	Years
1.	Terrell Suggs	229	2003-18
2.	Ray Lewis	228	1996-2012
3.	Sam Koch	208	2006-present
4.	Matt Stover	207	1996-2008
5.	Jonathan Ogden	177	1996-2007
6.	Joe Flacco	163	2008-18
7.	Marshal Yanda	162	2007-present
8.	Ed Reed	160	2002-12
9.	Jarret Johnson	143	2003-11
10.	Chris McAlister	135	1999-2008
	Haloti Ngata	135	2006-14
12.	Morgan Cox	134	2010-present
	Kelly Gregg	134	2001-10
14.	Mike Flynn	133	1998-2007
	Todd Heap	133	2001-10

TWO DURABLE RAVENS

Among active NFL players, P Sam Koch (208) & CB Brandon Carr (176) each rank first at their respective positions for current streaks of most consecutive games played.

CONSECUTIVE GAMES PLAYED / CURRENT NFL STREAKS

PUNTERS

1.	Sam Koch (Bal.)	208
2.	Brett Kern (Ten.)	176
3.	Dustin Colquitt (KC)	168

CORNERBACKS

1.	Brandon Carr (Bal.)	176
2.	Patrick Peterson (Ari.)	128
3.	Casey Hayward (LAC)	80

TURNOVER MARGIN SINCE 2008

Since John Harbaugh's 2008 Baltimore arrival, the Ravens have produced the NFL's fifth-best turnover differential (+43).

NFL's TOP TURNOVER DIFFERENTIALS (Since 2008 / John Harbaugh Era)

Rk.	Team	Takeaways	Giveaways	Turnover Diff.
1.	New England	307	174	+133
2.	Green Bay	294	201	+93
3.	Kansas City	284	226	+58
	Seattle	283	225	+58
5.	Baltimore	283	240	+43
6.	Carolina	304	266	+38
7.	Atlanta	266	230	+36

TURNOVER MARGIN AT HOME

Baltimore owns a +54 differential at home during the John Harbaugh Era, ranking as the league's third-best mark.

NFL's TOP TURNOVER DIFFERENTIALS / AT HOME (Since 2008 / John Harbaugh Era)

Rk.	Team	Takeaways	Giveaways	Turnover Diff.
1.	Green Bay	166	87	+79
2.	New England	164	86	+78
3.	Baltimore	157	103	+54
4.	Seattle	159	107	+52

TURNOVER TABLE SINCE 2000

Year	TA/TO	Plus/Minus	Record
2018	17/20	-3	10-6
2017	34/17	+17	9-7
2016	28/23	+5	8-8
2015	14/28	-14	5-11
2014	22/20	+2	10-6
2013	24/29	-5	8-8
2012	25/16	+9	10-6
2011	26/24	+2	12-4
2010	27/20	+7	12-4
2009	32/22	+10	9-7
2008	34/21	+13	11-5
2007	23/40	-17	5-11
2006	40/23	+17	13-3
2005	26/36	-10	6-10
2004	34/23	+11	9-7
2003	41/38	+3	10-6
2002	31/32	-1	7-9
2001	28/36	-8	10-6
2000	49/26	+23	12-4
Total	555/494	+61	176-128

THE RAVENS ARE...

Since 2000, here are the Ravens' records in a game:

When turnover ratio is +2 or better	78-5
When turnover ratio is +1 or better	113-17
When turnover ratio is even	31-24
When turnover ratio is negative	31-85

Note: Since 2000, the Ravens are 78-5 when posting at least a +2 TO margin.

THAT M&T MAGIC

HOME UNDER HARBS

Under John Harbaugh (since 2008) the Ravens own the NFL's second-best home winning pct. (tied, GB), going 65-23 at M&T Bank Stadium.

NFL'S BEST REGULAR SEASON HOME RECORDS (John Harbaugh Era / Since 2008)

Rk.	Team	Record	Pct.
1.	New England Patriots	76-12	.864
2.	Baltimore Ravens	65-23	.739
	Green Bay Packers	64-22-2	.739
4.	Pittsburgh Steelers	63-25	.716
5.	New Orleans Saints	61-27	.693

RAVENS DEFEND THE BANK

The Ravens have been outstanding at home since they arrived in Baltimore. Below are their respective home records and corresponding NFL rankings during several periods.

RAVENS HOME RECORDS / NFL RANKINGS

Time Period (Milestone)	Record	NFL Rank
Since 2010 (Past Nine Seasons)	53-19	3t
Since 2008 (John Harbaugh's Arrival)	65-23	2t
Since 2000 (First Super Bowl Season)	110-41	2
Since 1998 (M&T Bank Stadium Opened)	118-49	3
Since 1996 (Team's Inception)	125-57-1	5

HOME "D" UNDER HARBS (SINCE 2008)

16.6	74.2	299.0
POINTS ALLOWED PER GAME (NFL'S BEST)	OPPONENT PASSER RATING (NFL'S BEST)	YARDS ALLOWED PER GAME (NFL'S BEST)

Dating back to 2008, the Ravens have outscored opponents 2,205 to 1,465 at home. In their 65 wins during this span, the margin of victory has been 14.1 points per game.

The Ravens own a +740 point differential at home under John Harbaugh, ranking No. 3 in the NFL (NE is +1,109 & GB is +780).

Baltimore is 32-0 under Harbaugh when allowing 12 points or fewer at home, which it did twice (TB - 12 & Buf. - 3) in 2018.

HOME "D" DOMINANCE DATES WAY BACK

The Ravens' "D" has been stout at home for many seasons. Since 2003, Baltimore ranks first several key categories:

BEST NFL DEFENSES AT HOME / SINCE 2003

POINTS PER GAME (Fewest Allowed)

1. Baltimore.....	16.5
2. New England.....	17.0
3. Seattle.....	18.0

TOTAL DEFENSE (Fewest Yards Allowed)

1. Baltimore.....	293.2
2. Pittsburgh.....	298.9
3. Seattle.....	311.1

INTERCEPTIONS

1. Baltimore.....	157
2. New England.....	155
3. Cincinnati.....	154

SACKS

1. Minnesota.....	361
2. Baltimore.....	336
3. Pit. & Sea.....	335

HOME FAST FACTS

- Under John Harbaugh, the Ravens are 17-2 in September home games. The Ravens have won 20 of their past 22 home games in the month of September (dating back to 2006).
- Under Harbaugh, the Ravens are 20-4 in November home games, producing the NFL's best such record. The Ravens have won 18 of their past 21 home games during the month.
- The Ravens are 18-8 at home in the month of December under Harbaugh and 38-16 in such games during their history.
- Under Harbaugh (since 2008), Baltimore has gone 17-5 against NFC teams at M&T Bank Stadium, producing the best (tied, Den. & Pit.) home record by an AFC squad vs. the "other" conference.
- Baltimore has won 20 of its last 25 home games vs. NFC teams.
- In their history, the Ravens have hosted 18 games when the temperature was below 40 degrees. Baltimore is 15-3 in such games.
- Baltimore is 8-1 at home in November against AFC North foes under Harbaugh. Overall under Harbaugh, the Ravens are 23-10 in home games played against AFC North foes.
- Baltimore has won 18 of its last 25 home games vs. AFC North foes.
- The Ravens are 13-3 at home all time against teams from the West Coast (Oak. - 6-1, SD - 3-1, SF - 2-0 and Sea. - 2-1).

BEST HOME DEFENSE

Baltimore has permitted an NFL-best 16.6 ppg at home during the John Harbaugh Era. Under "Harbs," the Ravens are 30-0 at home when allowing 10 points or fewer. In 19 of those games, the Ravens gave up no more than 7 points.

FEWEST POINTS/GAME ALLOWED AT HOME

(Since 2008 / John Harbaugh Era)

Rk.	Team	PPG
1.	Baltimore	16.6
2.	New England.....	18.3
3.	Seattle.....	18.4



ALL-TIME RESULTS / TRENDS

RAVENS ALL-TIME RECORDS

	Overall Record	Home	Away
Overall	200-167-1	126-57-1	74-110
In M&T Bank Stadium (since 1998)	119-49	119-49	n/a
Coached by Ted Marchibroda	16-31-1	11-12-1	5-19
Coached by Brian Billick	80-64	50-22	30-42
Coached by John Harbaugh	104-72	65-23	39-49
vs. AFC Teams	155-129	98-50	57-79
vs. AFC North	58-44	35-16	23-28
vs. AFC Central (1996-2001)	26-28	13-14	13-14
vs. AFC East	23-21	17-5	6-16
vs. AFC South	18-17	12-5	6-12
vs. AFC West	26-19	17-7	9-12
vs. NFC Teams	50-39-1	33-10-1	17-29
vs. NFC North	8-8	6-2	2-6
vs. NFC Central (1996-2001)	3-5	3-1	0-4
vs. NFC East	13-9-1	8-2-1	5-7
vs. NFC South	12-8	6-4	6-4
vs. NFC West	14-9	10-1	4-8
On Monday Night Football	12-11	5-2	7-9
On Thursday Night Football	7-5	6-1	1-4
On Saturday	4-1	2-0	2-1
In Overtime	12-13-1	7-4-1	5-9
Ravens Shutout Wins	14-0	6-0	8-0
In Season Openers	12-11	8-4	4-7
Indoors	6-15	n/a	6-15
Note: Baltimore has played in Houston's Reliant/NRG Stadium five times (3-2), Indy's Lucas Oil Stadium twice (0-2), Dallas' Texas Stadium once (1-0) and Atlanta's Mercedes-Benz Stadium once (1-0). Three of those games at Reliant Stadium (12/13/10, 10/21/12 & 12/21/14) came when the roof was closed, meaning those games were "indoors," while the other games listed are considered "outdoors" due to open roofs.			
In August	0-1	0-1	0-0
In September	48-30	31-7	17-23
In October	36-52	19-20	17-32
In November	57-39-1	35-13-1	22-26
In December	54-41	38-16	16-25
In January	5-4	3-0	2-4

RAVENS RESULTS WHEN...

Team	Since 2000	Since 2008	2018
Record	176-128	104-72	10-6
vs. AFC North (since 2002)	58-44	40-26	3-3
vs. AFC	133-96	79-53	8-4
vs. NFC	43-32	25-19	2-2
Home	111-41	66-23	6-2
Away	65-87	39-49	4-4
On grass	85-70	47-34	9-5
Artificial turf	91-58	57-38	1-1
Outdoors	171-116	98-64	10-6
Indoors	5-12	4-7	0-0
September	40-23	25-12	3-1
October	33-41	17-25	1-3
November	52-27	32-13	2-1
December	46-34	27-20	4-1
January	5-3	3-2	0-0
Leading at halftime	139-24	84-18	9-1
Trailing at halftime	27-91	14-49	0-5
Tied at halftime	10-13	6-5	1-0
Tied after 3 quarters	4-7	2-3	1-1
Leading After 3 quarters	150-18	92-16	9-1
Trailing after 3 quarters	23-102	10-56	0-4
Decided by 7 points or less	72-71	41-47	2-4
Decided by 3 points or less	41-40	25-26	2-2
When scoring first	122-39	76-24	6-4
When not scoring first	55-89	28-48	4-2
Positive or even turnover ratio	145-42	81-30	6-3
Negative turnover ratio	31-86	23-42	4-3
Winning penalty ratio	79-53	48-27	4-4
Losing penalty ratio	85-65	48-37	6-2
Overtime	9-11	6-8	0-2
When returning a KOR for a TD	5-3	5-2	0-0
When returning a PR for a TD	9-3	5-1	1-0

Offense	Since 2000	Since 2008	2018
Scoring 20 or more points	138-47	37-32	10-4
Scoring 30 or more points	57-7	37-5	2-0
Having 20 or more first downs	82-50	60-31	9-5
Totaling 350 or more net yards	83-41	58-26	9-3
At least 35 minutes time of poss.	48-7	28-5	7-0
Rushing for 150 or more yards	59-15	34-7	6-1
When not throwing an INT	98-23	60-16	6-3
With a 100-yard rusher	56-21	28-8	4-0
Without a 100-yard rusher	120-107	76-64	6-6
With a 100-yard receiver	38-23	25-16	1-1
Without a 100-yard receiver	138-105	79-56	9-5
With a 300-yard passer	22-19	19-14	1-1
Without a 300-yard passer	154-109	85-58	9-5
Defense	Since 2000	Since 2008	2018
When scoring a defensive TD	45-7	23-5	3-0
When returning an INT for a TD	33-3	15-2	0-0
When returning a fumble for a TD	12-4	8-3	3-0
Recording 3 or more sacks	96-39	50-25	6-2
Holding opp. under 250 net yards	54-6	38-6	6-0
Holding opp. under 21 points	141-36	85-15	8-1
Holding opp. under 15 points	110-16	62-7	6-1
Allowing a 100-yard rusher	17-28	10-17	0-1
Not allowing a 100-yard rusher	158-101	94-55	10-5
Allowing a 100-yard receiver	37-40	20-24	2-1
Not allowing a 100-yard receiver	140-87	84-48	8-5
Allowing a 300-yard passer	23-27	15-19	1-2
Not allowing a 300-yard passer	152-101	89-53	9-4

LAMAR JACKSON NOTES

ACTION JACKSON

QB Lamar Jackson rushed for 695 yards in 2018, the most among NFL QBs. In his last seven games alone (all starts with a 6-1 record), Jackson posted 556 rushing yards, which ranked as the NFL's seventh-most overall from Weeks 11-17.

MOST RUSHING YARDS / QUARTERBACKS / 2018 SEASON

Rk.	Quarterback	Att.	Yards	Avg.	LG	TDs
1.	Lamar Jackson (Bal.)	147	695	4.73	39	5
2.	Josh Allen (Buf.)	89	631	7.09	45	8
3.	Deshaun Watson (Hou.)	99	551	5.57	34	5
4.	Cam Newton (Car.)	101	488	4.83	29	4
5.	Mitchell Trubisky (Chi.)	68	421	6.19	39	3

JACKSON & EDWARDS DUO

In 2018, from Weeks 11-17, Baltimore racked up an NFL-best 1,607 rushing yards. Much of that can be attributed to rookie RB Gus Edwards and rookie QB Lamar Jackson, who each ranked in the NFL's Top 7 rushing leaders during this span.

RUSHING YARDS / 2018 WEEKS 11-17 (Final Seven Games)

Rk.	Player	Att.	Yards	Avg.	LG	TDs
1.	Saquon Barkley (NYG)	130	721	5.55	78t	6
2.	Derrick Henry (Ten.)	114	701	6.15	99t	8
3.	Gus Edwards (Bal.)	122	654	5.36	43	2
	Chris Carson (Sea.)	136	654	4.81	61	7
5.	Ezekiel Elliott (Dal.)	136	603	4.43	24	2
6.	Joe Mixon (Cin.)	121	598	4.94	51	4
7.	Lamar Jackson (Bal.)	119	556	4.67	39	4

DID YOU KNOW?

- QB Lamar Jackson's 695 rushing yards in 2018 rank as the 11th most by a QB in NFL single-season history.
- The 695 yards also stand third most by a rookie QB, only behind Robert Griffin III (815 in 2012) and Cam Newton (706 in 2011).
- Jackson became the youngest QB to start a playoff game in NFL history (21 years, 364 days), posting a game-high 194 passing yards and 2 TDs in the Wild Card vs. LAC (1/6/19).
- Jackson earned NFL Offensive Rookie of the Month for December 2018, rushing for 366 yards and 3 TDs. He also completed 65 of 114 passes for 786 yards and 4 TDs.

NOSE FOR THE END ZONE

QB Lamar Jackson produced 5 of the Ravens' 19 rushing TDs in 2018, which ranked as the NFL's third most.

RUSHING TOUCHDOWNS (NFL QBs / 2018 Season)

1.	Josh Allen (Buf.)	8
2.	Dak Prescott (Dal.)	6
3.	Lamar Jackson (Bal.)	5
	Deshaun Watson (Hou.)	5
5.	Drew Brees (NO)	4
	Cam Newton (Car.)	4


TEAM RUSHING TDs (2018 Season)

Rk.	Team	TDs
1.	New Orleans	26
2.	LA Rams	23
3.	Baltimore	19
4.	Denver	18
	New England	18

ROOKIE QB WINS

ROOKIE QBs WITH MOST WINS IN FIRST SEVEN STARTS OF A CAREER (Since 1970 Merger)

Year	Quarterback	Rec.
2004	Ben Roethlisberger	7-0
2018	Lamar Jackson	6-1
2016	Dak Prescott	6-1



LAMAR JACKSON

MARSHAL YANDA NOTES

STANDING GUARD

G Marshal Yanda, considered one of the greatest to ever wear a Ravens uniform, has earned seven-career Pro Bowls, which tie (Terrell Suggs) for fourth in franchise history. Entering 2019, only four active NFL O-linemen have played in more games than Yanda, who sits at 162 games.

MOST PRO BOWLS (Ravens History)

LB Ray Lewis.....	13
T Jonathan Ogden.....	11
S Ed Reed.....	9
OLB Terrell Suggs.....	7
G Marshal Yanda.....	7



MOST GAMES PLAYED (Active NFL O-Linemen)

T Andrew Whitworth (LAR) ..	199
T Jason Peters (Phi.)	192
T Donald Penn (Was.).....	178
T Joe Staley (SF).....	174
G Marshal Yanda (Bal.) ...	162



Bengals DT Geno Atkins on Marshal Yanda:

"When I tell my son or daughter about football [someday], I'll tell them he was one of the best guards I went up against in the league. He's got nastiness, he's physical, and he has finesse. He's strong, but if you try to beat him with a little finesse, he can handle that, too, because he's got good feet. He's got the whole package."

DID YOU KNOW?

- G Marshal Yanda is one of 17 players in NFL history to earn at least 7 Pro Bowls as a guard. Of those, Yanda is one of just five (Larry Allen, Ed Budde, Alan Faneca & Gene Upshaw) to win a Super Bowl
- Yanda has played in 162 games (151 starts), ranking as the second-most games played among O-linemen in Ravens history (Jonathan Ogden – 177)

A SEASONED PRO

Entering 2019, G Marshal Yanda's seven Pro Bowls tie (Maurkice Pouncey & Trent Williams) for second among active O-linemen (Jason Peters' nine are first).

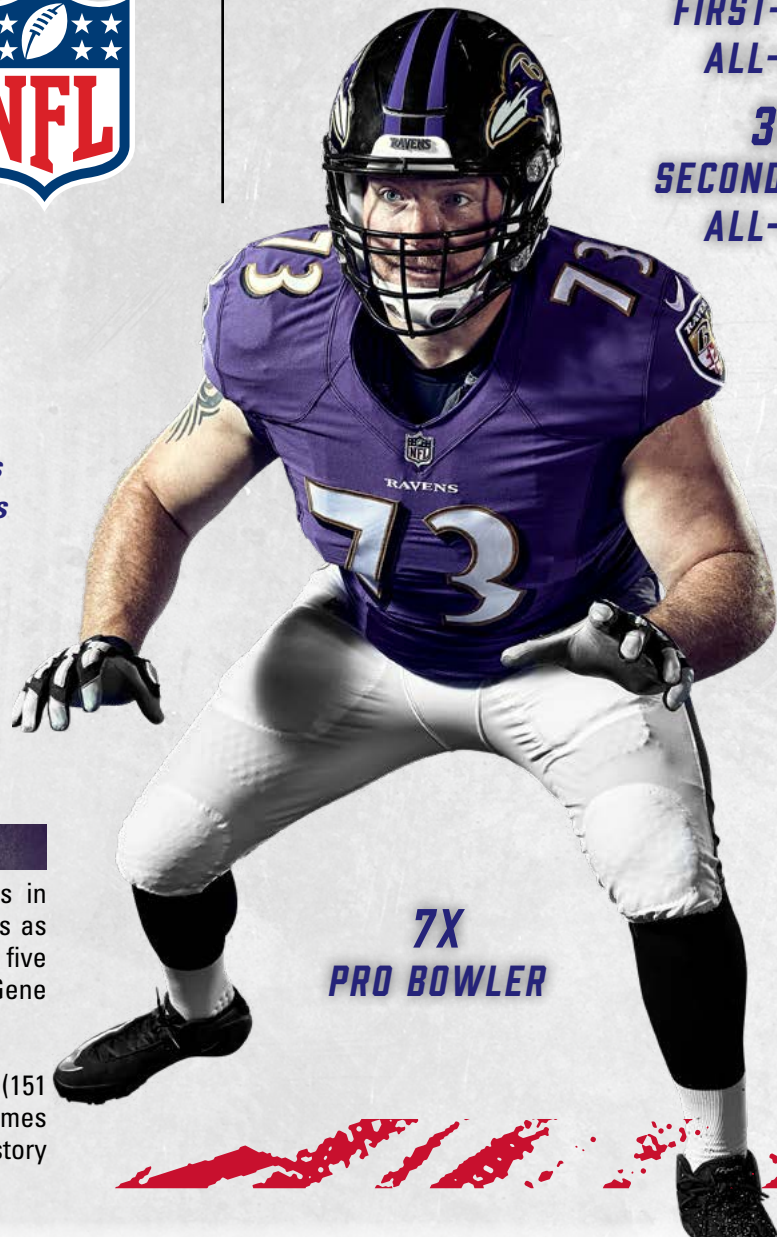
Yanda's seven Pro Bowls rank as the most among active NFL guards.

MOST PRO BOWLS / ACTIVE O-LINEMEN

Rk.	Player (Team)	Pro Bowls
1.	T Jason Peters (Phi.).....	9
2.	G Marshal Yanda (Bal.).....	7
	C Maurkice Pouncey (Pit.).....	7
	T Trent Williams (Was.).....	7

2X
FIRST-TEAM
ALL-PRO

3X
SECOND-TEAM
ALL-PRO



7X
PRO BOWLER

MARSHAL YANDA

EARL THOMAS III NOTES

SAFETY THEFTS

S Earl Thomas III has posted 28 career INTs, which rank No. 2 among active NFL safeties. He has registered a career-high 5 INTs in a season three separate times (2010, 2013 & 2015).

MOST INTERCEPTIONS / ACTIVE NFL SAFETIES

Rk.	Defender	INTs	Yards	TDs
1.	Eric Weddle (LAR)	29	467	4
2.	Earl Thomas III (Bal.)	28	417	2
3.	Reshad Jones (Mia.)	21	361	4
	Kurt Coleman (Buf.)	21	238	2
5.	Harrison Smith (Min.)	20	384	4

MOST SEASONS W/ 5-PLUS INTS (Active NFL Safeties)

Rk.	Player	Seasons
1.	Earl Thomas III	3 ('10, '13, '15)
2.	Eric Weddle	2 ('11, '17)
	Harrison Smith	2 ('14, '17)



NFL INTs LEADERS

MOST INTERCEPTIONS / NFL DEFENDERS (Since 2010 / Thomas' First Season)

Rk.	Player	INTs
1.	Richard Sherman (SF)	32
2.	Reggie Nelson (FA)	31
3.	Earl Thomas III (Bal.)	28
4.	Aqib Talib (LAR)	26
	Brent Grimes (FA)	26

Don Martindale on Earl Thomas III:

"We didn't have to raid Area 51 to go get him. We got him in free agency. (laughter) The guy is just a consummate pro. He's a rock. I don't know if anybody has shaken his hand yet or anything else, but he is a physical specimen. He loves football, and that's what he wants to talk about, is football."

DID YOU KNOW?

S Earl Thomas III helped the Seahawks produce five Top 5 defenses (yards allowed) during his nine-year Seattle tenure, including the NFL's No. 1 unit in both 2013 and 2014.

Thomas III twice played in the Super Bowl (2013 & 2014 seasons), helping Seattle capture the Super Bowl XLVIII title vs. Denver.

6 PRO BOWLS FOR EARL

S Earl Thomas III's six Pro Bowl selections tie for the fifth most among active NFL defenders. He and Eric Weddle tie to own the most among active NFL safeties.

MOST PRO BOWLS / ACTIVE NFL DEFENDERS

Rk.	Player (Team)	Pro Bowls
1.	Patrick Peterson (Ari.)	8
2.	Geno Atkins (Cin.)	7
	Von Miller (Den.)	7
	Terrell Suggs (Ari.)	7
5.	Earl Thomas III (Bal.)	6
	Luke Kuechly (Car.)	6
	Clay Matthews (LAR)	6
	Gerald McCoy (Car.)	6
	Eric Weddle (LAR)	6

**3X
FIRST-TEAM
ALL-PRO**

**2X
SECOND-TEAM
ALL-PRO**

**6X
PRO BOWLER**

EARL THOMAS III



BRANDON WILLIAMS & TONY JEFFERSON NOTES

WILLIAMS ANCHORS RUN "D"

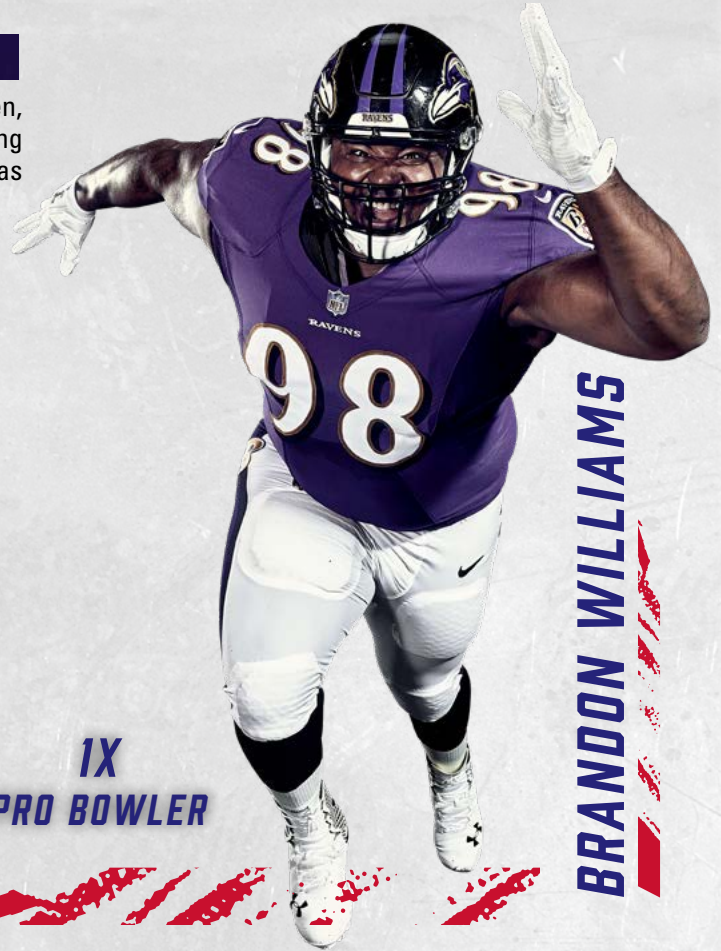
Pro Bowl DT Brandon Williams is one of the NFL's top D-linemen, helping Baltimore regularly produce a stout run defense. Dating back to '14, when he became a full-time starter, Baltimore has been especially stout vs. opposing ground games.

NFL RUSHING YARDS ALLOWED PER GAME (Since 2014)

1. Baltimore Ravens	95.1
2. Seattle Seahawks	96.6
3. Carolina Panthers	98.6
4. Pittsburgh Steelers	98.7
5. Houston Texans	99.3

NFL RUSHING AVG. YARDS PER CARRY ALLOWED (Since 2014)

1. Baltimore Ravens	3.84
Denver Broncos	3.84
3. Seattle Seahawks	3.86
4. Houston Texans	3.91
5. New York Jets	3.96



**1X
PRO BOWLER**

BRANDON WILLIAMS

DROP IT FOR LOSS

Since 2015, S Tony Jefferson leads the NFL in tackles for loss by a DB, with 30 such stops, including 7 in his first year (2017) with the Ravens and 6 in 2018. While with Arizona in 2016, his 13 TFL led all NFL defensive backs. The 13 stops also rank as the NFL's most by a DB in a season since the stat began being tracked in 2008.

MOST TACKLES FOR LOSS / NFL DEFENSIVE BACKS (Since 2015)

Rk.	Player	Tackles for Loss
1.	Tony Jefferson (Bal.)	30
2.	Tyrann Mathieu (KC)	25
3.	Malcolm Jenkins (Phi.)	23
	Reshad Jones (Mia.)	23
	Harrison Smith (Min.)	23

In 2018, S Tony Jefferson was one of six NFL safeties to post at least 5 tackles for loss, 1 sack, 1 INT, 1 forced fumble and 1 fumble recovery. (Jamal Adams, Kareem Jackson, Malcolm Jenkins, Jordan Poyer & Harrison Smith were the others.)



TONY JEFFERSON

MARK INGRAM II & GUS EDWARDS NOTES



MARK INGRAM II

**2X
PRO BOWLER**

INGRAM II'S YPC RANKS NO. 1

Over the past five seasons (2014-18), RB Mark Ingram II's 4.7 YPC average ranks No. 1 among NFL RBs (min. 500 attempts).

NFL YARDS-PER-CARRY AVERAGE / SINCE 2014

Rk.	Player	Att.	Yards	Avg.	TDs	LG
1.	Mark Ingram II (Bal.)	965	4,545	4.71	39	75
2.	Ezekiel Elliott (Dal.)	868	4,048	4.66	28	60
3.	Derrick Henry (Ten.)	501	2,293	4.58	22	99
4.	Le'Veon Bell (NYJ)	985	4,476	4.54	27	81
5.	C.J. Anderson (Det.)	686	3,013	4.39	20	48

RB Mark Ingram II has twice eclipsed the 1,000-yard rushing barrier, doing so in 2017 (1,124) and in 2016 (1,043).

TOUCHDOWN MACHINE

Among RBs, Mark Ingram II's 39 rushing scores since 2014 are the league's second most (Todd Gurley – 46). Since entering the NFL in 2011, his 50 rushing TDs tie (LeGarrette Blount) for the league's fourth most.

RUSHING TOUCHDOWNS (Since 2014)

1.	Todd Gurley (LAR)	46
2.	Mark Ingram II (Bal.)	39
3.	LeGarrette Blount (FA)	36
4.	Latavius Murray (NO)	34
	DeMarco Murray (ret.)	34

RUSHING TOUCHDOWNS (Since 2011 / Ingram's First Season)

1.	Marshawn Lynch (ret.)	61
2.	LeSean McCoy (Buf.)	58
3.	Adrian Peterson (Ari.)	54
4.	Mark Ingram II (Bal.)	50
	LeGarrette Blount (FA)	50

'GUS THE BUS' KEPT ON ROLLING

In 2018, from Weeks 11-17, Baltimore posted an NFL-best 1,607 rushing yards. Much of that can be attributed to RB Gus Edwards, who tied (Chris Carson) to produce the NFL's third-most rushing yards during this span.

RUSHING YARDS / 2018 WEEKS 11-17 / FINAL SEVEN GAMES

Rk.	Player	Att.	Yards	Avg.	LG	TDs
1.	Saquon Barkley (NYG)	130	721	5.55	78t	6
2.	Derrick Henry (Ten.)	114	701	6.15	99t	8
3.	Gus Edwards (Bal.)	122	654	5.36	43	2
	Chris Carson (Sea.)	136	654	4.81	61	7
5.	Ezekiel Elliott (Dal.)	136	603	4.43	24	2

DID YOU KNOW?

Of RB Gus Edwards' 137 rushing attempts in 2018, only 1 carry resulted in a loss for yards (-1 yard). His .7 "stuff" percentage was by far the NFL's top mark, with then-Jaguars RB TJ Yeldon's 2.9% ranking second (3 stuffs on 104 carries).

ROOKIE RUNNERS

NFL ROOKIE RUSHING YARDS (2018 Season)

Rk.	Rookie	Yards
1.	Saquon Barkley (NYG)	1,307
2.	Phillip Lindsay (Den.)	1,037
3.	Nick Chubb (Cle.)	996
4.	Sony Michel (NE)	931
5.	Gus Edwards (Bal.)	718



GUS EDWARDS

BRANDON CARR NOTES

A STANDOUT VET

CB Brandon Carr has posted 6 INTs as a Ravens, which tie (Eric Weddle) for the most over the past two seasons (since 2017, when he arrived in Baltimore). His 132 career PD stand as the fifth most among active NFL players.

BALTIMORE INTERCEPTIONS

(Since Carr's 2017 Ravens Arrival)

Rk.	Player	INTs
1.	Brandon Carr	6
	Eric Weddle	6
3.	Jimmy Smith	5
4.	Marlon Humphrey	4
5.	C.J. Mosley	3



MOST NFL PASSES DEFENSED

(Since 2008 / Carr's First Season)

Rk.	Player	PD
1.	Johnathan Joseph (Hou.) ..	146
	D. Rodgers-Cromartie (Was.) ..	146
3.	Brent Grimes (TB)	140
	Tramon Williams (GB)	140
5.	Brandon Carr (Bal.)	132



WHAT A STARTING STREAK

CB Brandon Carr's 176-consecutive starts rank as the NFL's longest active streak among defensive players. They stand second overall among all NFL players.

NFL CONSECUTIVE GAMES STARTED (Current NFL Streaks)

Rk.	Player	Games
1.	QB Philip Rivers (LAC)	208
2.	CB Brandon Carr (Bal.)	176
3.	QB Matt Ryan (Atl.)	147
4.	Three Players	128

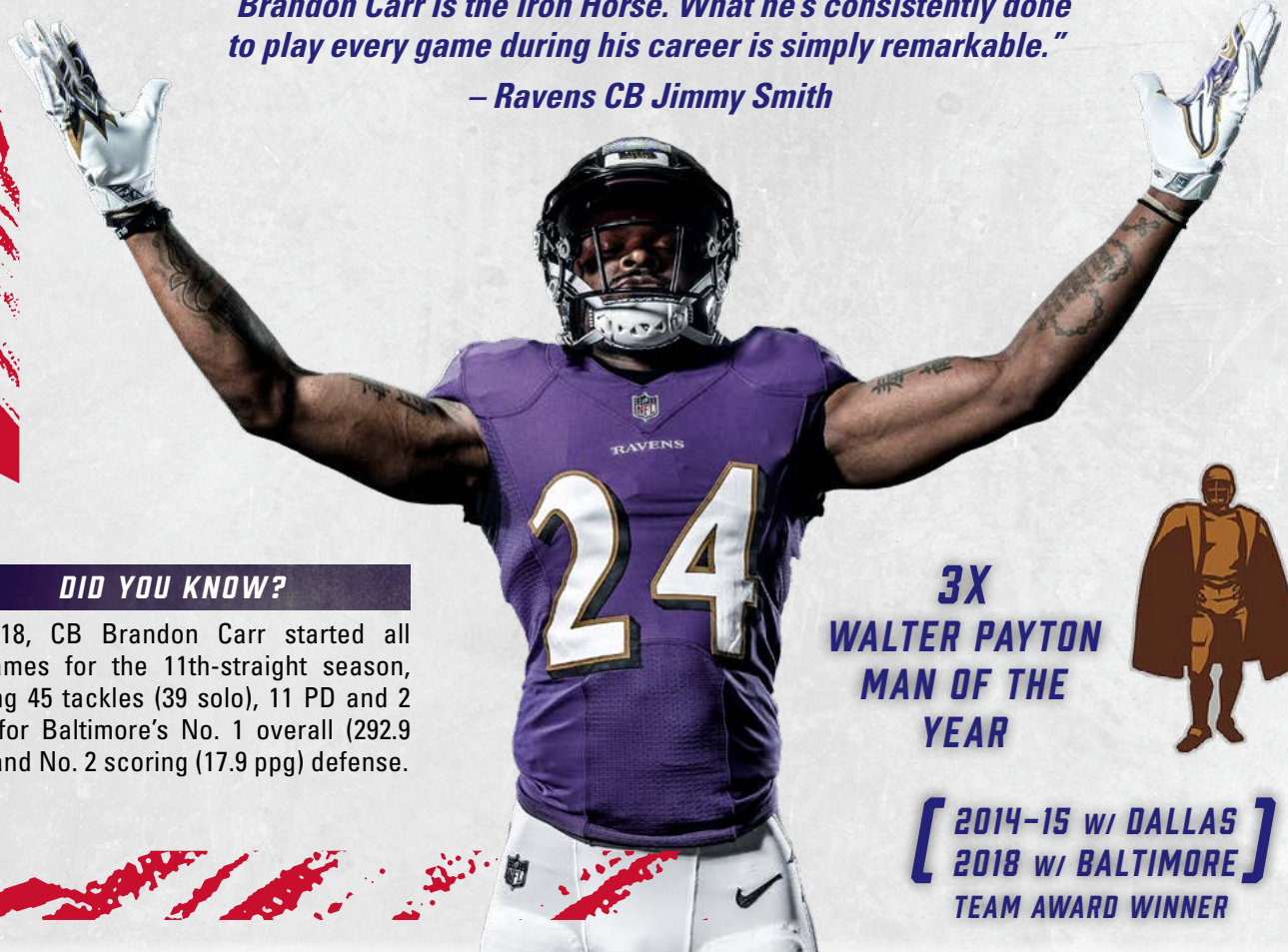
MOST CAREER GAMES PLAYED (Active NFL Defenders)

Rk.	Player	Games
1.	Terrell Suggs (Ari.)	229
2.	Antoine Bethea (NYG)	193
3.	Johnathan Joseph (Hou.) ..	186
4.	Eric Weddle (LAR)	185
5.	Tramon Williams (GB)	183
6.	Brandon Carr (Bal.)	176
	Thomas Davis (LAC)	176

"Brandon Carr is the Iron Horse. What he's consistently done to play every game during his career is simply remarkable."

– Ravens CB Jimmy Smith

BRANDON CARR



DID YOU KNOW?

In 2018, CB Brandon Carr started all 16 games for the 11th-straight season, posting 45 tackles (39 solo), 11 PD and 2 INTs for Baltimore's No. 1 overall (292.9 ypg) and No. 2 scoring (17.9 ppg) defense.

3X
WALTER PAYTON
MAN OF THE
YEAR



[2014-15 w/ DALLAS
2018 w/ BALTIMORE]
TEAM AWARD WINNER

MARK ANDREWS & MATTHEW JUDON NOTES

ANDREWS SETS ROOKIE TE MARK

In 2018, TE Mark Andrews set the record for most receiving yards (552) and receptions (34) in a season by a Ravens' rookie TE, breaking Maxx Williams' 2015 marks (268 yards & 32 catches).

RECEIVING YARDS / ROOKIE TIGHT ENDS (Franchise History)

Rk.	Player (Season)	Yards
1.	Mark Andrews (2018)	552
2.	Maxx Williams (2015).....	268
3.	Todd Heap (2001)	206

MARK IT DOWN

In 2018, Ravens TE Mark Andrews ranked No. 1 among rookie NFL tight ends in receiving yards (552) and No. 3 in receptions (34).

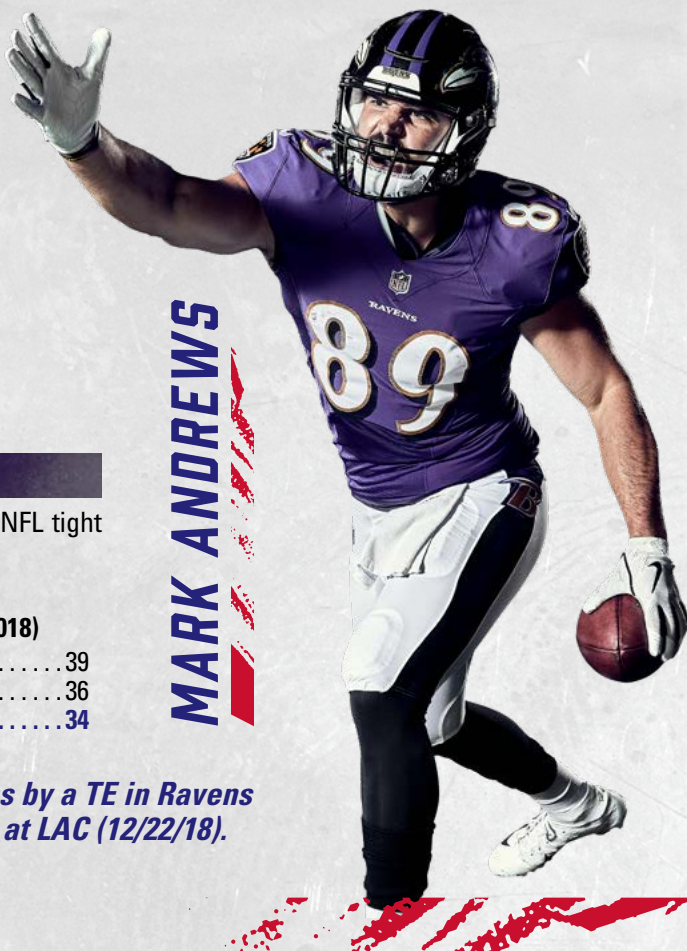
RECEIVING YARDS (NFL Rookie TEs / 2018)

1.	Mark Andrews (Bal.)	552
2.	Chris Herndon (NYJ).....	502
3.	Dallas Goedert (Phi.).....	334

RECEPTIONS (NFL Rookie TEs / 2018)

1.	Chris Herndon (NYJ)	39
2.	Ian Thomas (Car.).....	36
3.	Mark Andrews (Bal.)	34

TE Mark Andrews owns the two longest receptions by a TE in Ravens history: 74-yarder vs. Oak. (11/25/18) & 68-yarder at LAC (12/22/18).



MARK ANDREWS



MATTHEW JUDON

ALL-AROUND DEFENDERS

NFL DEFENDERS WITH AT LEAST
100 TACKLES, 15 SACKS, 25 TFL, 35 QB HITS & 5 PD
(Since 2017)

Defender	Tackles	Sacks	TFL	QB Hits	PD
Calais Campbell (Jax.)	139	25	34	52	5
Akiem Hicks (Chi.)	109	16	27	36	5
Chandler Jones (Ari.)	108	30	41	51	7
Cameron Jordan (NO)	111	25	35	49	17
Matthew Judon (Bal.)	102	15	27	38	6
Von Miller (Den.)	105	24.5	31	49	6

JUDON GETS AFTER IT

Over the past two seasons (since 2017), OLB Matthew Judon has registered the second-most sacks (15) among all Ravens, while his 27 TFL rank No. 1.

MOST SACKS BY A RAVEN (Since 2017)

Rk.	Defender	Sacks	TFL	QB Hits
1.	Terrell Suggs	18	24	35
2.	Matthew Judon	15	27	38
3.	Za'Darius Smith	12	13	41

JUSTIN TUCKER NOTES

TUCKER RANKS NO. 1

K Justin Tucker, the most accurate kicker ever, has hit 237 of 263 FGAs to post a 90.1% success mark. In 2018, he scored a franchise-record 141 points for the third-straight season, becoming the NFL's only kicker to surpass the 140 mark in each of the past three years (2016-18).

BEST CAREER FIELD GOAL PERCENTAGE (NFL History / Min. 100 Att.)

Rk.	Player	FGM	FGA	Pct.
1.	Justin Tucker	237	263	90.1
2.	Robbie Gould	358	408	87.7
3.	Stephen Gostkowski	367	420	87.4
4.	Dan Bailey	207	239	86.6
5.	Mike Vanderjagt	230	266	86.5

6X
AFC ST
PLAYER OF
MONTH

TUCKER TIDBITS

- Since PATs were moved back to the 15-yard line in 2015, Tucker (131-of-132) has produced the NFL's best PAT percentage (99.2).
- Tucker's 92.4 career FG% when kicking on grass (134-of-145) ranks as the NFL's best of all time.
- Tucker's 93.4 career FG% in the second half/OT (114-of-122) ranks as the NFL's best second half/OT mark of all time.
- Tucker is a six-time AFC Special Teams Player of the Month, ranking three more than legends S Ed Reed & K Matt Stover for the most POM awards in Ravens history. (Tucker has also earned a team-record nine AFC Special Teams Player of the Week honors.)
- Tucker's 6 FGs on 12/16/13 at Detroit set a team record and a single-game NFL high in 2013. He became the first NFL kicker ever to connect from the 20-, 30-, 40-, 50- & 60-yard range in a game.

TUCKER'S GAME-WINNERS

13

CAREER GAME-WINNING FGs BY K JUSTIN TUCKER:

- 2018: Week 11 vs. Cin., 24 yds
- 2016: Week 3 at Jax., 53 yds
- 2016: Week 2 at Cle., 49 yds
- 2015: Week 11 vs. STL, 47 yds
- 2015: Week 8 vs. SD, 39 yds
- 2015: Week 4 at Pit., 52 yds OT
- 2014: Week 3 at Cle., 32 yds
- 2013: Week 15 at Det., 61 yds
- 2013: Week 10 vs. Cin., 46 yds OT
- 2013: Week 5 at Mia., 44 yds
- 2012: Div. at Den., 47 yds 2OT
- 2012: Week 12 at SD, 38 yds OT
- 2012: Week 3 vs. NE, 27 yds



JUSTIN TUCKER

3X
FIRST-TEAM
ALL-PRO

1X
SECOND-TEAM
ALL-PRO

2X
PRO BOWLER



Field Goals Made
NFL's Most
Since 2012



Points Scored
NFL's Second
Most Since 2012



Career FG Pct.
Best Mark
in NFL History



40-Plus-Yard FGs
NFL's Most
Since 2012



50-Plus-Yard FGs
NFL's Most
Since 2012



Career Games
w/ Dual 50+ FGs Made
(Most in NFL History)

JUSTIN TUCKER NOTES

TUCK'S CHART TALK

MOST FIELD GOALS MADE / SINCE 2012

Rk.	Player (Team)	FGM
1.	Justin Tucker (Bal.)	237
2.	Stephen Gostkowski (NE)	226
3.	Stephen Hauschka (Buf.)	201
4.	Adam Vinatieri (Ind.)	195
5.	Matt Bryant (Atl.)	188

MOST NFL POINTS / SINCE 2012

Rk.	Player (Team)	Points
1.	Stephen Gostkowski (NE)	1,031
2.	Justin Tucker (Bal.)	952
3.	Stephen Hauschka (Buf.)	857
4.	Adam Vinatieri (Ind.)	848
5.	Two Players	837

CONSECUTIVE FIELD GOALS MADE (All-Time NFL Streaks)

Rk.	Kicker (Years)	FGs Made
1.	Adam Vinatieri (2015-16)	44
2.	Mike Vanderjagt (2002-04)	42
3.	Gary Anderson (1997-98)	40
4.	Matt Stover (2005-06)	36
5.	Justin Tucker (2015-16) Adam Vinatieri (2013-14)	35 35

BEST NFL FIELD GOAL PERCENTAGE (2016 Season)

Rk.	Player (Team)	FGM-FGA	Pct.
1.	Justin Tucker (Bal.)	38-39	97.4
2.	Matt Bryant (Atl.)	34-37	91.9
3.	Ryan Succop (Ten.)	22-24	91.7
4.	Stephen Hauschka (Sea.)	33-37	89.2
5.	Cairo Santos (KC)	31-35	88.6
6.	Two Players	27-31	87.1

BEST FIELD GOAL PERCENTAGE / ROOKIES (NFL History)

Rk.	Player (Year)	FGM-FGA	Pct.
1.	Michael Badgley (2018)	15-16	93.8
2.	Blair Walsh (2012)	35-38	92.1
3.	Justin Tucker (2012)	30-33	90.9
4.	Harrison Butker (2017)	38-42	90.5
5.	Jason Sanders (2018)	18-20	90.0
6.	Two Players	n/a	88.9

BEST FIELD GOAL PERCENTAGE (Ravens Single-Season History)

Rk.	Player (Year)	FGM-FGA	Pct.
1.	Justin Tucker (2016)	38-39	97.4
2.	Matt Stover (2006)	28-30	93.3
3.	Justin Tucker (2013)	38-41	92.7
4.	Justin Tucker (2017)	34-37	91.9
5.	Justin Tucker (2012)	30-33	90.9

(min. 16 att.)

2016: PERHAPS THE BEST SEASON EVER

- In 2016, All-Pro K Justin Tucker connected on 38 of 39 FGAs (lone miss was a block), posting the fifth-best pct. in NFL single-season history. In addition to making 35-straight FGs at one point (tied for fifth-best streak ever), here are facts about his remarkable season, arguably the best ever by a kicker:
- Tucker's 38 FGs made ranked No. 1 in the NFL. He was also 27-of-27 on PATs. An NFL single-season record 24 of Tucker's 38 FGs made in 2016 came from 40 yards or beyond.
- Tucker's 10 FGs of 50-plus yards are a Ravens' single-season record. They tie (Blair Walsh, 2012) for the most in NFL history. (Tucker was a perfect 10-for-10 from 50 yards and out during the 2016 season.)
- Tucker's 141 points ranked second in the league only behind Atlanta's Matt Bryant (158).
- In Week 12 of 2016 vs. Cincy, Tucker became just the ninth kicker in league history to make 3 FGs of 50-plus yards in a single game (52, 57 & 54). He is also the first kicker in NFL history to make 3 FGs of 50-plus yards in the first half of a game. (These feats earned him AFC ST POW honors.)

BEST FG PERCENTAGE / NFL SINGLE-SEASON HISTORY

Rk.	Player (Team)	FGM	FGA	Pct.
1.	Gary Anderson (1998)	35	35	100.0
	Mike Vanderjagt (2003)	37	37	100.0
	Jeff Wilkins (2000)	17	17	100.0
	Tony Zendejas (1991)	17	17	100.0
5.	Justin Tucker (2016)	38	39	97.4

TUCKER CAREER NUMBERS

Year	1-19	20-29	30-39	40-49	50+	Total	Pct.	LG	PAT	Pts
2012	0-0	8-8	8-8	10-13	4-4	30-33	90.9	56	42-42	132
2013	0-0	10-10	12-13	10-11	6-7	38-41	92.7	61	26-26	140
2014	0-0	10-10	11-11	4-4	4-9	29-34	85.3	55	42-42	129
2015	0-0	10-10	9-9	10-11	4-10	33-40	82.5	52	29-29	128
2016	0-0	4-4	10-11*	14-14	10-10	38-39*	97.4	57	27-27	141
2017	0-0	7-7	11-11	11-12	5-7	34-37	91.9	57	39-39	141
2018	0-0	12-12	9-9	9-11	5-7	35-39	89.7	56	36-37	141
Totals	0-0	61-61	70-72	68-76	38-54	237-263	90.1	61	241-242	952

* Lone miss in 2016 was a blocked kick.



SIX SEASONS WITH 30 FGs

In 2018's Week 16 win at LAC, K Justin Tucker became the first kicker in NFL history to produce six seasons with 30-or-more FGs made. He made 35 FGs in 2018.

MOST SEASONS WITH 30-PLUS FGs MADE / NFL HISTORY

Rk.	Kicker	Seasons
1.	Justin Tucker (Bal.)	6
2.	David Akers (Phi. & SF)	5
	John Carney (SD, NO & NYG)	5
	Stephen Gostkowski (NE)	5

900 Points: In 2018's Week 12 win vs. Oakland, Tucker became the fastest pure kicker in league history to reach the 900-point milestone, doing so in his 107th game. Of overall players, only Gino Cappelletti (a WR/PK combo from 1960-70) did it faster (106 games).

SAM KOCH NOTES

SAM IN THE 20

P Sam Koch is the Ravens' all-time leader in punts inside the 20 (384). In 2017, he posted a franchise-record 40 boots inside the 20, which ranked as the NFL's most.

PUNTS INSIDE THE 20 (Ravens All-Time History)

Rk.	Player	In 20
1.	Sam Koch	384
2.	Kyle Richardson	128
3.	Dave Zastudil	89

PUNTS INSIDE THE 20 (Ravens Single Seasons)

Rk.	Player (Year)	In 20
1.	Sam Koch (2017)*	40
2.	Sam Koch (2010)	39
	Kyle Richardson (1999)	39

* In 2017, Koch's 40 punts in the 20 ranked No. 1 in the NFL.

KOCH DOMINATED IN 2017

No punter in 2017 was more dominant at pinning opponents deep in their own territory than P Sam Koch.

PUNTS INSIDE 20

1.	Sam Koch	40
2.	Chris Jones	34
3.	Two Players	33

PUNTS INSIDE 10

1.	Sam Koch	16
2.	Marquette King	14
3.	Three Players	13

PUNTS INSIDE 5

1.	Andy Lee	6
2.	Sam Koch	5
	Three Others	5

RAVENS IRONMAN

RAVENS CONSECUTIVE GAMES PLAYED / ALL-TIME STREAKS

Rk.	Player	Games	Years
1.	Sam Koch	208	2006-present
2.	Jarret Johnson	129	2003-11
3.	Joe Flacco	122	2008-15

BALTIMORE RAVENS MOST ALL-TIME GAMES PLAYED

Rk.	Player	Games	Years
1.	Terrell Suggs	229	2003-2018
2.	Ray Lewis	228	1996-2012
3.	Sam Koch	208	2006-present
4.	Matt Stover	207	1996-2008
5.	Jonathan Ogden	177	1996-2007

ESPN's Kevin Seifert on Koch's arsenal of punts:

"Some are designed to hook toward the sideline with maximum hang time. Others use an intentionally low trajectory to aid coverage teams. He has a knuckler and one kick that drops, from the returner's perspective, roughly in the shape of the letter 'S.'" He's debuted a "boomerang" punt that does just what you would imagine it might. Most, but not all, of these punts are intended to discourage a clean catch and minimize the return. ... Sam Koch and the Ravens have introduced a new way to punt."

RAVENS ALL-TIME LEADER

P Sam Koch owns a 45.3 career gross average and 39.5 career net, both marks that rank first in Ravens history. In 2014, he posted a career-high and team-record 47.4-yard gross (matched again in 2018) and 43.3-yard net average.

CAREER GROSS AVG. (Ravens History)

Rk.	Player	Avg.
1.	Sam Koch	45.3
2.	Greg Montgomery	43.2
3.	Dave Zastudil	41.6

CAREER NET AVG. (Ravens History)

Rk.	Player	Avg.
1.	Sam Koch	39.5
2.	Greg Montgomery	37.2
3.	Kyle Richardson	35.4

PINNING 'EM DEEP

Dating back to 2006, when he entered the NFL, P Sam Koch's 384 punts inside the 20 rank second in the NFL.

NFL PUNTS INSIDE THE 20 / SINCE 2006

Rk.	Player	In 20
1.	Dustin Colquitt (KC)	414
2.	Sam Koch (Bal.)	384
3.	Andy Lee (Ari.)	364

1X
PRO BOWLER

1X
SECOND-TEAM
ALL-PRO

SAM KOCH



RAVENS IN OUR COMMUNITY

RAVENS YOUTH FOOTBALL DAY AT TRAINING CAMP

On Sunday, Aug. 11, the Ravens hosted 69 youth football teams from across the Baltimore area. All teams in attendance are currently Ravens "Teams on the RISE" and were 2019 recipients of the Ravens Foundation, Inc.'s Youth Football Grant. Every year, the Ravens Foundation awards grants to local youth football programs to be used to outfit their athletes in new Under Armour jerseys and cleats. Additionally, all Ravens "Teams on the RISE" are able to participate in clinics, halftime field contests and receive tickets to games. At the conclusion of practice, head coach John Harbaugh and CB Brandon Carr addressed the crowd prior to the whole team signing autographs and interacting with everyone in attendance.



PLAY 60 GRANTS

Through its Play 60 Grant program, the Ravens Foundation, Inc., recently awarded \$100,000 to 27 nonprofit organizations around the state of Maryland. Since 2006, the Ravens Foundation has provided over \$1.3 million, supporting over 250 programs and impacting more than 30,000 Baltimore-area children. Through highlighting the importance of physical fitness and nutritional education, the foundation continues to provide more than \$500,000 in annual grant funding to local nonprofits. This year, the Ravens supported organizations such as the Irvine Nature Center, which is building a new community garden and walking path, Mt. Washington Pediatric Hospital and its fight against childhood obesity, and Baltimore Area Special Hockey, Inc., which provides youth with intellectual disabilities an opportunity to play ice hockey.

2019 RAVENS SCHOLARS

For the 10th-consecutive year, the Ravens honored five outstanding area high school seniors with \$5,000 renewable scholarships (\$20,000 over four years). Funded by the Ravens Foundation, Inc, the scholarship serves local communities as a way to support youth as they pursue a secondary education. Scholars were chosen based on their academic achievement, extra-curricular participation and community service. After receiving nearly 200 applications, the scholarship committee selected the following students to receive the 2019 Ravens Scholarship: Taylor Booker-Godfrey, Destiny Brown, Travell Gardner, Flor Santos and Aneeka Niyas. Some of the scholars were honored on-field during the Ravens' first preseason game against the Jacksonville Jaguars on Aug. 8 (below).



ALPHABETICAL ROSTER

As of Aug. 17

No.	Name	Pos.	Ht.	Wt.	Birthdate	Exp.	College	Hometown
51	Adeoye, Aaron	OLB	6-6	250	8/26/93	R	Southeast Missouri State	Marion, IL
50	Alaka, Otaro	ILB	6-3	239	5/18/96	R	Texas A&M	Houston, TX
89	Andrews, Mark	TE	6-4	256	9/6/95	2	Oklahoma	Scottsdale, AZ
62	Applefield, Marcus	T	6-5	308	12/15/95	R	Virginia	Weeki Wachee, FL
34	Averett, Anthony	CB	5-11	184	11/30/94	2	Alabama	Woodbury, NJ
28	Bethel, Justin	CB	6-0	200	6/17/90	8	Presbyterian	Sumter, SC
49	Board, Chris	ILB	6-2	237	7/23/95	2	North Dakota State	Orlando, FL
39	Bonds, Terrell	CB	5-8	182	7/22/96	R	Tennessee State	Miami, FL
54	Bowser, Tyus	OLB	6-3	242	5/23/95	3	Houston	Tyler, TX
80	Boykin, Miles	WR	6-4	220	10/12/96	R	Notre Dame	New Lenox, IL
86	Boyle, Nick	TE	6-4	270	2/17/93	5	Delaware	Sussex, NJ
77	Bozeman, Bradley	C	6-3	317	11/24/94	2	Alabama	Roanoke, AL
78	Brown Jr., Orlando	T	6-8	355	5/2/96	2	Oklahoma	Baltimore, MD
15	Brown, Marquise	WR	5-9	170	6/4/97	R	Oklahoma	Hollywood, FL
2	Callahan, Joe	QB	6-1	216	6/4/93	1	Wesley	Absecon, NJ
26	Canady, Maurice	CB	6-1	193	5/26/94	4	Virginia	Richmond, VA
24	Carr, Brandon	CB	6-0	210	5/19/86	12	Grand Valley State	Flint, MI
36	Clark, Chuck	S	6-0	205	4/19/95	3	Virginia Tech	Suffolk, VA
46	Cox, Morgan	LS	6-4	235	4/26/86	10	Tennessee	Collierville, TN
60	Crecelius, Randin	G/T	6-5	300	8/5/96	1	Portland State	Lake Stevens, WA
30	Dixon, Kenneth	RB	5-10	228	1/21/94	4	Louisiana Tech	Strong, AR
35	Edwards, Gus	RB	6-1	238	4/13/95	2	Rutgers	Staten Island, NY
57	Ejiya, E.J.	ILB	6-1	235	10/6/95	R	North Texas	Minneapolis, MN
32	Elliott, DeShon	S	6-0	210	4/21/97	2	Texas	Dallas, TX
71	Eluemunor, Jermaine	G/T	6-4	335	12/13/94	3	Texas A&M	London, England
39	Ervin, Tyler	RB	5-10	182	10/7/93	4	San Jose State	San Bernadino, CA
49	Ezeala, Christopher	FB	5-11	248	9/19/95	1	German Football League	Munich, Germany
45	Ferguson, Jaylon	OLB	6-5	270	12/14/95	R	Louisiana Tech	St. Francisville, LA
13	Floyd, Michael	WR	6-2	220	11/27/89	8	Notre Dame	St. Paul, MN
3	Griffin III, Robert	QB	6-2	213	2/12/90	7	Baylor	Copperas Cove, TX
53	Grigsby, Nicholas	LB	6-1	220	7/2/92	4	Pittsburgh	Trotwood, OH
69	Henry Jr., Willie	DT	6-3	288	3/20/94	4	Michigan	Cleveland, OH
88	Herdman, Cole	TE	6-4	238	6/27/95	R	Purdue	Oakton, VA
43	Hill, Justice	RB	5-10	200	11/14/97	R	Oklahoma State	Tulsa, OK
87	Horn Jr., Joe	WR	5-10	174	9/16/94	R	Missouri Western State	Tupelo, MS
44	Humphrey, Marlon	CB	6-0	197	7/8/96	3	Alabama	Hoover, AL
81	Hurst, Hayden	TE	6-4	260	8/24/93	2	South Carolina	Jacksonville, FL
74	Hurst, James	G/T	6-5	310	12/17/91	6	North Carolina	Plainfield, IN
21	Ingram II, Mark	RB	5-9	210	12/21/89	9	Alabama	Flint, MI
33	Jackson, Bennett	DB	6-0	192	9/16/91	2	Notre Dame	Hazlet, NJ
8	Jackson, Lamar	QB	6-2	212	1/7/97	2	Louisville	Pompano Beach, FL
38	Jean-Baptiste, Stanley	CB	6-3	216	4/12/90	4	Nebraska	Miami, FL
23	Jefferson, Tony	S	5-11	211	1/27/92	7	Oklahoma	Chula Vista, CA
58	Jones, Alvin	ILB	5-10	231	12/2/94	1	UTEP	El Paso, TX
27	Jones, Cyrus	CB/RS	5-10	200	11/29/93	4	Alabama	Baltimore, MD
99	Judon, Matthew	OLB	6-3	261	8/15/92	4	Grand Valley State	West Bloomfield, MI
4	Koch, Sam	P	6-1	222	8/13/82	14	Nebraska	Seward, NE
41	Levine Sr., Anthony	DB/LB	5-11	207	3/27/87	8	Tennessee State	Abbeville, LA
94	Mack, Daylon	DT	6-1	340	2/23/97	R	Texas A&M	Gladewater, TX
37	Marshall, Iman	CB	6-1	210	2/27/97	R	Southern California	Long Beach, CA
90	McPhee, Pernell	OLB	6-3	269	12/17/88	9	Mississippi State	Pahokee, FL
7	McSorley, Trace	QB	6-0	202	8/23/95	R	Penn State	Ashburn, VA
65	Mekari, Patrick	G	6-4	308	8/13/97	R	Cal-Berkeley	Westlake Village, CA
14	Modster, Sean	WR	5-11	183	11/13/95	R	Boise State	Mission Viejo, CA
10	Moore, Chris	WR/RS	6-1	200	6/16/93	4	Cincinnati	Tampa, FL
6	Nizialek, Cameron	K	6-2	200	3/10/95	R	Georgia	Chantilly, VA
96	Onuoha, Mike	OLB	6-5	255	6/29/93	R	Texas A&M Commerce	Edmond, OK
48	Onwuasor, Patrick	ILB	6-0	227	8/22/92	4	Portland State	Inglewood, CA
67	Orzech, Matthew	LS	6-3	246	4/12/95	R	Azusa Pacific	San Diego, CA
47	Payne, Donald	ILB	5-11	217	7/12/94	3	Stetson	Fairburn, GA
97	Pierce, Michael	DT	6-0	345	11/6/92	4	Samford	Daphne, AL
70	Powers, Ben	G	6-4	310	10/29/96	R	Oklahoma	Wichita, KS
61	Prince, R.J.	G	6-6	320	4/19/95	1	North Carolina	Albemarle, NC
91	Ray, Shane	OLB	6-3	255	5/18/93	5	Missouri	Roeland Park, KS
42	Ricard, Patrick	FB/DL	6-3	303	5/27/94	3	Maine	Spencer, MA
11	Roberts, Seth	WR	6-2	195	2/22/91	5	West Alabama	McClay, FL
85	Scarff, Charles	TE	6-5	249	5/3/96	R	Delaware	Lancaster, PA
12	Scott, Jaleel	WR	6-5	210	2/23/95	2	New Mexico State	Rock Hill, SC
64	Senat, Greg	T	6-6	305	9/8/94	2	Wagner	Elmont, NY
95	Sieler, Zach	DT	6-6	301	9/7/95	2	Ferris State	Pinckney, MI
68	Skura, Matt	G/C	6-3	313	2/17/93	3	Duke	Columbus, OH
16	Smith, Jaylen	WR	6-2	219	8/1/97	R	Louisville	Pascagoula, MS
22	Smith, Jimmy	CB	6-2	210	7/26/88	9	Colorado	Colton, CA
83	Snead IV, Willie	WR/RS	5-11	200	10/17/92	5	Ball State	Muskegon, MI
79	Stanley, Ronnie	T	6-6	315	3/18/94	4	Notre Dame	Las Vegas, NV
59	Stewart, Silas	ILB	6-3	228	9/28/95	R	Incarnate Word	Wilmington, DE
29	Thomas III, Earl	S	5-10	220	5/7/89	10	Texas	Orange, TX
31	Trawick, Brynden	S	6-2	225	10/23/89	7	Troy	Marietta, GA
9	Tucker, Justin	K	6-1	183	11/21/89	8	Texas	Austin, TX
47	Turner, De'Lance	RB	5-11	214	8/23/95	2	Alcorn State	McClain, MS
66	Vahe, Patrick	G	6-2	324	4/3/96	R	Texas	Eules, TX
84	Wesley, Antoine	WR	6-4	206	10/22/97	R	Texas Tech	Las Vegas, NV
98	Williams, Brandon	DT	6-1	336	2/21/89	7	Missouri Southern St.	Kirkwood, MO
76	Williams, Darrell	T	6-5	315	3/24/93	2	Western Kentucky	Dexter, GA
63	Williams, Isaiah	G	6-3	306	5/5/93	1	Akron	Cleveland, OH
56	Williams, Tim	OLB	6-3	252	11/12/93	3	Alabama	Baton Rouge, LA
92	Willis, Gerald	DT	6-2	302	8/23/95	R	Miami (FL)	New Orleans, LA
93	Wormley, Chris	DE	6-5	300	10/25/93	3	Michigan	Toledo, OH
73	Yanda, Marshal	G/T	6-3	305	9/15/84	13	Iowa	Anamosa, IA
40	Young, Kenny	ILB	6-1	234	11/15/94	2	UCLA	Boutte, LA
25	Young, Tavon	CB	5-9	185	3/14/94	4	Temple	Oxon Hill, MD

NUMERICAL ROSTER

As of Aug. 17

No.	Name	Pos.	Ht.	Wt.	Birthdate	Exp.	College	How Acq.	-----2018 Games-----			
									P	S	DNP	INA
2	Joe Callahan	QB	6-1	216	6/4/93	1	Wesley	FA '19	0	0	0	0
3	Robert Griffin III	QB	6-2	213	2/12/90	7	Baylor	FA '18	3	0	1	12
4	Sam Koch	P	6-1	222	8/13/82	14	Nebraska	D6a '06	16	0	0	0
6	Cameron Nizialek	K	6-2	200	3/10/95	R	Georgia	FA '19	0	0	0	0
7	Trace McSorley	QB	6-0	202	8/23/95	R	Penn State	D6 '19	0	0	0	0
8	Lamar Jackson	QB	6-2	212	1/7/97	2	Louisville	D1b '18	16	7	0	0
9	Justin Tucker	K	6-1	183	11/21/89	8	Texas	FA '12	16	0	0	0
10	Chris Moore	WR/RS	6-1	200	6/16/93	4	Cincinnati	D4b '16	16	0	0	0
11	Seth Roberts	WR	6-2	195	2/22/91	5	West Alabama	FA '19	15	7	0	1
12	Jaleel Scott	WR	6-5	210	2/23/95	2	New Mexico State	D4c '18	0	0	0	0
13	Michael Floyd	WR	6-2	220	11/27/89	8	Notre Dame	UFA (WAS) '19	13	3	0	0
14	Sean Modster	WR	5-11	183	11/13/95	R	Boise State	FA '19	0	0	0	0
15	Marquise Brown	WR	5-9	170	6/4/97	R	Oklahoma	D1 '19	0	0	0	0
16	Jaylen Smith	WR	6-2	219	8/1/97	R	Louisville	FA '19	0	0	0	0
21	Mark Ingram II	RB	5-9	210	12/21/89	9	Alabama	UFA (NO) '19	12	6	0	0
22	Jimmy Smith	CB	6-2	210	7/26/88	9	Colorado	D1 '11	12	10	0	0
23	Tony Jefferson	S	5-11	211	1/27/92	7	Oklahoma	UFA (ARI) '17	14	14	0	2
24	Brandon Carr	CB	6-0	210	5/19/86	12	Grand Valley State	UFA (DAL) '17	16	16	0	0
25	Tavon Young	CB	5-9	185	3/14/94	4	Temple	D4a '16	15	6	0	1
26	Maurice Canady	CB	6-1	193	5/26/94	4	Virginia	D6b '16	7	0	0	2
27	Cyrus Jones	CB/RS	5-10	200	11/29/93	4	Alabama	WAV (NE) '18	11	0	0	0
28	Justin Bethel	CB	6-0	200	6/17/90	8	Presbyterian	UFA (ATL) '19	14	0	0	2
29	Earl Thomas III	S	5-10	220	5/7/89	10	Texas	UFA (SEA) '19	4	4	0	0
30	Kenneth Dixon	RB	5-10	228	1/21/94	4	Louisiana Tech	D4e '16	6	0	0	0
31	Brynden Trawick	S	6-2	225	10/23/89	7	Troy	FA '19	16	0	0	0
32	DeShon Elliott	S	6-1	210	4/21/97	2	Texas	D6a '18	0	0	0	0
33	Bennett Jackson	DB	6-0	192	9/16/91	2	Notre Dame	FA '18	0	0	0	0
34	Anthony Averett	CB	5-11	184	11/30/94	2	Alabama	D4a '18	11	0	0	5
35	Gus Edwards	RB	6-1	238	4/13/95	2	Rutgers	FA '18	11	6	0	0
36	Chuck Clark	S	6-0	205	4/19/95	3	Virginia Tech	D6 '17	16	1	0	0
37	Iman Marshall	CB	6-1	210	2/27/97	R	Southern California	D4c '19	0	0	0	0
38	Stanley Jean-Baptiste	CB	6-3	216	4/12/90	4	Nebraska	FA '17	0	0	0	0
39	Terrell Bonds	CB	5-8	182	7/22/96	R	Tennessee State	FA '19	0	0	0	0
39	Tyler Ervin	RB	5-10	182	10/7/93	4	San Jose State	FA '18	9	0	0	0
40	Kenny Young	ILB	6-1	234	11/15/94	2	UCLA	D4b '18	16	3	0	0
41	Anthony Levine Sr.	DB/LB	5-11	207	3/27/87	8	Tennessee State	FA '12	16	1	0	0
42	Patrick Ricard	FB/DL	6-3	303	5/27/94	3	Maine	FA '17	10	2	0	6
43	Justice Hill	RB	5-10	200	11/14/97	R	Oklahoma State	D4a '19	0	0	0	0
44	Marlon Humphrey	CB	6-0	197	7/8/96	3	Alabama	D1 '17	14	8	0	2
45	Jaylon Ferguson	OLB	6-5	270	12/14/95	R	Louisiana Tech	D3a '19	0	0	0	0
46	Morgan Cox	LS	6-4	235	4/26/86	10	Tennessee	FA '10	16	0	0	0
47	Donald Payne	ILB	5-11	217	7/12/94	3	Stetson	FA '19	7	0	0	0
47	De'Lance Turner	RB	5-11	214	8/23/95	2	Alcorn State	FA '18	4	0	0	0
48	Patrick Onwuasor	ILB	6-0	227	8/22/92	4	Portland State	FA '16	16	12	0	0
49	Chris Board	ILB	6-2	237	7/23/95	2	North Dakota State	FA '18	16	0	0	0
49	Christopher Ezeala	FB	5-11	248	9/19/95	1	German FB League	IPP '18	0	0	0	0
50	Otaro Alaka	ILB	6-3	239	5/18/96	R	Texas A&M	FA '19	0	0	0	0
51	Aaron Adeoye	OLB	6-6	250	8/26/93	R	Southeast Missouri St.	FA '19	0	0	0	0
53	Nicholas Grigsby	LB	6-1	220	7/2/92	4	Pittsburgh	FA '19	9	0	0	0
54	Tyus Bowser	OLB	6-3	242	5/23/95	3	Houston	D2 '17	15	0	0	1
56	Tim Williams	OLB	6-3	252	11/12/93	3	Alabama	D3b '17	7	0	0	9
57	E.J. Ejiya	ILB	6-1	235	10/6/95	R	North Texas	FA '19	0	0	0	0
58	Alvin Jones	ILB	5-10	231	12/2/94	1	UTEP	FA '18	0	0	0	0
59	Silas Stewart	ILB	6-3	228	9/28/95	R	Incarnate Word	FA '19	0	0	0	0
60	Randin Crecelius	G/T	6-5	300	8/5/96	1	Portland State	FA '18	0	0	0	0
61	R.J. Prince	G	6-6	320	4/19/95	1	North Carolina	FA '19	0	0	0	0
62	Marcus Applefield	T	6-5	308	12/15/95	R	Virginia	FA '19	0	0	0	0
63	Isaiah Williams	G	6-3	306	5/5/93	1	Akron	FA '19	0	0	0	0
64	Greg Senat	T	6-6	305	9/8/94	2	Wagner	D6b '18	0	0	0	0
65	Patrick Mekari	G	6-4	308	8/13/97	R	Cal-Berkeley	FA '19	0	0	0	0
66	Patrick Vahe	G	6-2	324	4/3/96	R	Texas	FA '19	0	0	0	0
67	Matthew Orzech	LS	6-3	246	4/12/95	R	Azusa Pacific	FA '19	0	0	0	0
68	Matt Skura	G/C	6-3	313	2/17/93	3	Duke	FA '16	16	16	0	0
69	Willie Henry Jr.	DT	6-3	288	3/20/94	4	Michigan	D4d '16	3	0	0	4
70	Ben Powers	G	6-4	310	10/29/96	R	Oklahoma	D4b '19	0	0	0	0
71	Jermaine Eluemunor	G/T	6-4	335	12/13/94	3	Texas A&M	D5 '17	9	1	0	2
73	Marshal Yanda	G/T	6-3	305	9/15/84	13	Iowa	D3b '07	16	16	0	0
74	James Hurst	G/T	6-5	310	12/17/91	6	North Carolina	FA '14	10	10	0	6
76	Darrell Williams	T	6-5	315	3/24/93	2	Western Kentucky	FA '19	0	0	0	0
77	Bradley Bozeman	C	6-5	317	11/24/94	2	Alabama	D6c '18	14	1	2	0
78	Orlando Brown Jr.	T	6-8	355	5/2/96	2	Oklahoma	D3a '18	16	10	0	0
79	Ronnie Stanley	T	6-6	315	3/18/94	4	Notre Dame	D1 '16	15	15	0	1
80	Miles Boykin	WR	6-4	220	10/12/96	R	Notre Dame	D3b '19	0	0	0	0
81	Hayden Hurst	TE	6-4	260	8/24/93	2	South Carolina	D1a '18	12	0	0	4
83	Willie Snead IV	WR/RS	5-11	200	10/17/92	5	Ball State	RFA (NO) '18	16	10	0	0
84	Antoine Wesley	WR	6-4	206	10/22/97	R	Texas Tech	FA '19	0	0	0	0
85	Charles Scarff	TE	6-5	249	5/3/96	R	Delaware	FA '19	0	0	0	0
86	Nick Boyle	TE	6-4	270	2/17/93	5	Delaware	D5a '15	16	13	0	0
87	Joe Horn Jr.	WR	5-10	174	9/16/94	R	Missouri Western St.	FA '19	0	0	0	0
88	Cole Herdman	TE	6-4	238	6/27/95	R	Purdue	FA '19	0	0	0	0
89	Mark Andrews	TE	6-5	256	9/6/95	2	Oklahoma	D3b '18	16	3	0	0
90	Pernell McPhee	OLB	6-3	269	12/17/88	9	Mississippi State	UFA (WAS) '19	13	0	0	3
91	Shane Ray	OLB	6-3	255	5/18/93	5	Missouri	UFA (DEN) '19	11	0	0	5
92	Gerald Willis	DT	6-2	302	8/23/95	R	Miami (FL)	FA '19	0	0	0	0
93	Chris Wormley	DE	6-5	300	10/25/93	3	Michigan	D3a '17	16	6	0	0
94	Daylon Mack	DT	6-1	340	2/23/97	R	Texas A&M	D5 '19	0	0	0	0
95	Zach Sieler	DT	6-6	301	9/7/95	2	Ferris State	D7 '18	2	0	0	14
96	Mike Onuoha	OLB	6-5	255	6/29/93	R	Texas A&M Commerce	FA '19	0	0	0	0
97	Michael Pierce	DT	6-0	345	11/6/92	4	Samford	FA '16	14	2	0	2
98	Brandon Williams	DT	6-1	336	2/21/89	7	Missouri Southern St.	D3 '13	16	16	0	0
99	Matthew Judon	OLB	6-3	261	8/15/92	4	Grand Valley State	D5 '16	16	8	0	0

POSITIONAL ROSTER

As of Aug. 17

QUARTERBACKS

2	Joe Callahan	.QB
3	Robert Griffin III	.QB
7	Trace McSorley	.QB
8	Lamar Jackson	.QB

WIDE RECEIVERS

10	Chris Moore	WR/RS
11	Seth Roberts	WR
12	Jaleel Scott	WR
13	Michael Floyd	WR
14	Sean Modster	WR
15	Marquise Brown	WR
16	Jaylen Smith	WR
80	Miles Boykin	WR
83	Willie Snead IV	WR/RS
84	Antoine Wesley	WR
87	Joe Horn Jr.	WR

RUNNING BACKS

21	Mark Ingram II	RB
30	Kenneth Dixon	RB
35	Gus Edwards	RB
39	Tyler Ervin	RB
43	Justice Hill	RB
47	De'Lance Turner	RB
49	Christopher Ezeala (IPP exemption)	FB

TIGHT ENDS

81	Hayden Hurst	TE
85	Charles Scarff	TE
86	Nick Boyle	TE
88	Cole Herdman	TE
89	Mark Andrews	TE

OFFENSIVE LINE

60	Randin Crecelius	G/T
61	R.J. Prince	.G
62	Marcus Applefield	.T
63	Isaiah Williams	.G
64	Greg Senat	.T
65	Patrick Mekari	.G
66	Patrick Vahe	.G
68	Matt Skura	G/C
70	Ben Powers	.G
71	Jermaine Eluemunor	G/T
73	Marshal Yanda	G/T
74	James Hurst	G/T
76	Darrell Williams	.T
77	Bradley Bozeman	.C
78	Orlando Brown Jr.	.T
79	Ronnie Stanley	.T

SECONDARY

22	Jimmy Smith	.CB
23	Tony Jefferson	.S
24	Brandon Carr	.CB
25	Tavon Young	.CB
26	Maurice Canady	.CB
27	Cyrus Jones	CB/RS
28	Justin Bethel	.CB
29	Earl Thomas III	.S
31	Brynden Trawick	.S
32	DeShon Elliott	.S
33	Bennett Jackson	.CB
34	Anthony Averett	.CB
36	Chuck Clark	.S
37	Iman Marshall	.CB
38	Stanley Jean-Baptiste	.CB
39	Terrell Bonds	.CB
41	Anthony Levine Sr.	DB/LB
44	Marlon Humphrey	.CB

LINEBACKERS

40	Kenny Young	.ILB
45	Jaylon Ferguson	.OLB
47	Donald Payne	.ILB
48	Patrick Onwuasor	.ILB
49	Chris Board	.ILB
50	Otaro Alaka	.ILB
51	Aaron Adeoye	.OLB
53	Nicholas Grigsby	.LB
54	Tyus Bowser	.OLB
56	Tim Williams	.OLB
57	E.J. Ejiya	.ILB
58	Alvin Jones	.ILB
59	Silas Stewart	.ILB
90	Pernell McPhee	.OLB
91	Shane Ray	.OLB
96	Mike Onuoha	.OLB
99	Matthew Judon	.OLB

DEFENSIVE LINE

42	Patrick Ricard	FB/DL
69	Willie Henry	.DT
92	Gerald Willis	.DT
93	Chris Wormley	.DE
94	Daylon Mack	.DT
95	Zach Sieler	.DT
97	Michael Pierce	.DT
98	Brandon Williams	.DT

SPECIALISTS

4	Sam Koch	.P
6	Cameron Nizialek	.K
9	Justin Tucker	.K
46	Morgan Cox	.LS
67	Matthew Orzech	.LS

2019 COACHING STAFF

John Harbaugh	Head Coach
Don Martindale	Defensive Coordinator
Greg Roman	Offensive Coordinator
David Culley	Asst. Head Coach/Pass Coord./WRs
Richard Angelo	Assistant Offensive Line Coach
Andy Bischoff	Assistant Tight Ends Coach
Randy Brown	Assistant Special Teams Coach
Joe Cullen	Defensive Line Coach
Joe D'Alessandris	Offensive Line Coach
Bobby Engram	Tight Ends Coach
Chris Hewitt	Defensive Backs Coach

Chris Horton	Special Teams Coach
Sterling Lucas	Defensive Assistant/Linebackers
Mike Macdonald	Linebackers Coach
Jesse Minter	Assistant Defensive Backs Coach
Steve Saunders	Head Strength & Conditioning Coach
James Urban	Quarterbacks Coach
Craig Ver Steeg	Senior Assistant/Running Backs
Anthony Watson	Asst. Strength & Conditioning Coach
Matt Weiss	Running Backs Coach
T.J. Weist	Assistant Special Teams Coach
Drew Wilkins	Assistant Defensive Line & OLBs

DEPTH CHART

Compiled by Ravens PR staff on Aug. 17

OFFENSE

WR	83	Willie Snead IV	10	Chris Moore	<u>15</u>	<u>Marquise Brown</u>	<u>14</u>	<u>Sean Modster</u>
					<u>16</u>	<u>Jaylen Smith</u>	<u>87</u>	<u>Joe Horn Jr.</u>
WR	11	Seth Roberts	12	Jaleel Scott	13	Michael Floyd	<u>80</u>	<u>Miles Boykin</u>
							<u>84</u>	<u>Antoine Wesley</u>
LT	79	Ronnie Stanley	64	Greg Senat	<u>62</u>	<u>Marcus Applefield</u>		
LG	71	Jermaine Eluemunor	<u>70</u>	<u>Ben Powers</u>	<u>66</u>	<u>Patrick Vahe</u>		
C	68	Matt Skura	77	Bradley Bozeman	60	Randin Crecelius	<u>65</u>	<u>Patrick Mekari</u>
RG	73	Marshal Yanda	76	Darrell Williams	63	Isaiah Williams		
RT	78	Orlando Brown Jr.	74	James Hurst	61	R.J. Prince		
TE	86	Nick Boyle	89	Mark Andrews	81	Hayden Hurst	<u>85</u>	<u>Charles Scarff</u>
							<u>88</u>	<u>Cole Herdman</u>
QB	8	Lamar Jackson	3	Robert Griffin III	<u>7</u>	<u>Trace McSorley</u>	2	Joe Callahan
FB	42	Patrick Ricard	49	Chris Ezeala (IPP)				
RB	21	Mark Ingram II	35	Gus Edwards	30	Kenneth Dixon	47	De'Lance Turner
					39	Tyler Ervin	<u>43</u>	<u>Justice Hill</u>

DEFENSE

DT	98	Brandon Williams	69	Willie Henry Jr.	<u>92</u>	<u>Gerald Willis</u>		
NT	97	Michael Pierce	<u>94</u>	<u>Daylon Mack</u>				
DE	93	Chris Wormley	95	Zach Sieler	42	Patrick Ricard		
RUSH	90	Pernell McPhee	56	Tim Williams	<u>45</u>	<u>Jaylon Ferguson</u>	96	Mike Onuoha
MLB	48	Patrick Onwuasor	40	Kenny Young	58	Alvin Jones	<u>50</u>	<u>Otaru Alaka</u>
WLB	49	Chris Board	53	Nicholas Grigsby	47	Donald Payne	<u>59</u>	<u>Silas Stewart</u>
							<u>57</u>	<u>E.J. Ejiya</u>
SAM	99	Matthew Judon	54	Tyus Bowser	91	Shane Ray	<u>51</u>	<u>Aaron Adeoye</u>
LCB	44	Marlon Humphrey	25	Tavon Young	34	Anthony Averett	26	Maurice Canady
					<u>37</u>	<u>Iman Marshall</u>	<u>39</u>	<u>Terrell Bonds</u>
SS	23	Tony Jefferson	41	Anthony Levine Sr.	36	Chuck Clark	31	Brynden Trawick
FS	29	Earl Thomas III	32	DeShon Elliott	33	Bennett Jackson		
RCB	22	Jimmy Smith	24	Brandon Carr	28	Justin Bethel	27	Cyrus Jones
							38	Stanley Jean-Baptiste

SPECIAL TEAMS

P	4	Sam Koch	<u>6</u>	<u>Cameron Nizialek</u>				
K	9	Justin Tucker						
H	4	Sam Koch						
LS	46	Morgan Cox	<u>67</u>	<u>Matthew Orzech</u>				
KOR	10	Chris Moore	<u>43</u>	<u>Justice Hill</u>	39	Tyler Ervin		
PR	27	Cyrus Jones	39	Tyler Ervin	83	Willie Snead IV		

All Rookies Underlined

International Player Pathway/Practice Squad Exemption (IPP)

PRONUNCIATIONS

PLAYERS: Aaron Adeoye (uh-DAY-oh-yay); Maurice Canady (CAN-uh-dee); Randin Crecelius (cruh-SILL-ee-us); E.J. Ejiya (a-JEE-ah); Jermaine Eluemunor (EE-lew-mun-or); Chris Ezeala (eh-ZAH-lah); Sam Koch (Cook); Anthony Levine Sr. (luh-VEEN); Patrick Mekari (muh-CARE-ee); Cameron Nizialek (NYE-zuh-leck); Mike Onuoha (uh-NO-ha); Patrick Onwuasor (oh-WAH-so); Matthew Orzech (ORR-zech); Greg Senat (suh-NOT); Zach Sieler (SEE-ler); Matt Skura (SKUR-uh); Patrick Vahe (vah-HAY); Antoine Wesley (AN-twon); Marshal Yanda (YAWN-da); Tavon Young (TAY-von)
COACHES: Richard Angulo (an-GOO-low); Andy Bischoff (BISH-off); Joe D'Alessandris (dell-ah-SAN-dress); Craig Ver Steeg (ver-STEGG); T.J. Weist (WEEST)

2019 TRANSACTIONS

- **Jan: 2:** Signed **LB Ejuan Price** and **LB Matthew Thomas** to Reserve/Future contacts.
- **Jan. 7:** Signed **G Kofi Amichia** to a Reserve/Future contact; Re-signed T Randin Crecelius, DB Robertson Daniel, RB Tyler Ervin, FB Christopher Ezeala, DB Bennett Jackson, LB Alvin Jones and TE Nick Keizer to Reserve/Future contracts.
- **Feb. 19:** Signed CB Tavon Young to a three-year contract extension.
- **Feb. 25:** Terminated the contract of vested veteran WR Michael Crabtree.
- **March 1:** Waived RB Alex Collins.
- **March 6:** Terminated the contract of vested veteran S Eric Weddle.
- **March 7:** Re-signed TE Nick Boyle, who was scheduled to become an unrestricted free agent.
- **March 13:** Traded QB Joe Flacco to the Denver Broncos in exchange for a 2019 fourth-round draft pick (113th overall).
- **March 15:** Signed unrestricted free agents **RB Mark Ingram II** and **S Earl Thomas III**.
- **March 19:** Signed unrestricted free agent **CB Justin Bethel**; Waived (failed physicals) LB Bam Bradley and CB Jaylen Hill.
- **March 26:** Re-signed free agent CB Stanley Jean-Baptiste.
- **March 28:** Re-signed unrestricted free agent QB Robert Griffin III.
- **April 8:** Signed free agent **WR Seth Roberts**.
- **April 15:** Re-signed exclusive rights free agents RB Gus Edwards, G Jermaine Eluemunor, C Matt Skura and RB De'Lance Turner; Re-signed restricted free agent LB Patrick Onwuasor.
- **April 24:** Signed K Justin Tucker to a four-year contract extension and G Marshal Yanda to a one-year contract extension.
- **May 1:** Re-signed restricted free agent DT Michael Pierce.
- **May 3:** Signed draft choices **RB Justice Hill**, **DT Daylon Mack**, **CB Iman Marshall** and **G Ben Powers**; Signed undrafted rookie free agents **LB Otaru Alaka**, **T Marcus Applefield**, **LB E.J. Ejiya**, **TE Cole Herdman**, **DE Markus Jones**, **T Patrick Mekari**, **DT Kalil Morris**, **WR Sean Modster**, **DE Michael Onuoha**, **TE Matt Orzech**, **TE Charles Scarff**, **WR Jaylen Smith**, **LB Silas Stewart**, **G C.J. Toogood**, **WR Antoine Wesley**, **DT Gerald Willis** and **S Evan Worthington**.
- **May 4:** Signed draft choice **QB Trace McSorley**.
- **May 5:** Waived G C.J. Toogood and S Evan Worthington.
- **May 6:** Waived DB Robertson Daniel; Signed free agents **OLB Aaron Adeoye**, **CB Terrell Bonds** and **T Darrell Williams**.
- **May 13:** Signed free agents **QB Jalan McClendon** and **G Patrick Vahe**.
- **May 14:** Waived LB Ejuan Price; Signed free agent **WR Joe Horn Jr.**
- **May 16:** Waived G Kofi Amichia and TE Nick Keizer; Signed free agent **G R.J. Prince**.
- **May 20:** Waived QB Jalan McClendon and DT Kalil Morris; Signed free agents **WR Michael Floyd**, **OLB Pernell McPhee** and **OLB Shane Ray**.
- **May 31:** Signed draft choice **OLB Jaylon Ferguson**.
- **June 6:** Signed draft choice **WR Marquise Brown**.
- **July 17:** Signed draft choice **WR Miles Boykin**.
- **July 25:** Waived (NFI) WR Quincy Adeboyejo.
- **July 26:** Signed free agent **G Isaiah Williams**.
- **July 29:** Waived DE Markus Jones; Signed free agent **QB Joe Callahan**.
- **July 31:** Waived WR Jordan Lasley; Signed free agent **LB Nicholas Grigsby**.
- **Aug. 1:** Waived LB Matthew Thomas; Signed free agent **S Brynden Trawick**.
- **Aug. 5:** Traded G Alex Lewis to the NY Jets in exchange for a 2020 conditional draft choice.
- **Aug. 10:** Signed free agent **DT Elijah Qualls**.
- **Aug. 11:** Traded K/P Kaare Vedvik to the Minnesota Vikings in exchange for a 2020 conditional draft pick.
- **Aug. 12:** Signed rookie free agent **P Sean Smith**.
- **Aug. 15:** Waived **DT Elijah Qualls**.
- **Aug. 16:** Waived P Sean Smith; Signed free agent **LB Donald Payne**.
- **Aug. 17:** Signed free agent **K Cameron Nizialek**.

(Bold indicates first time player has joined the Ravens.)

ALWAYS MORE.
NEVER LESS.



2019 PRESEASON STATISTICS

WON 2, LOST 0

08/08 W 29- 0 Jacksonville 69,699
 08/15 W 26-13 Green Bay 69,822
 08/22 at Philadelphia
 08/29 at Washington

	Balt.	Opp.
TOTAL FIRST DOWNS	35	19
Rushing	17	3
Passing	15	14
Penalty	3	2
3rd Down: Made/Att	12/31	5/26
3rd Down Pct.	38.7	19.2
4th Down: Made/Att	2/3	0/3
4th Down Pct.	66.7	0.0
POSSESSION AVG.	32:05	27:55
TOTAL NET YARDS	631	338
Avg. Per Game	315.5	169.0
Total Plays	133	107
Avg. Per Play	4.7	3.2
NET YARDS RUSHING	296	123
Avg. Per Game	148.0	61.5
Total Rushes	73	42
NET YARDS PASSING	335	215
Avg. Per Game	167.5	107.5
Sacked/Yards Lost	2/19	7/41
Gross Yards	354	256
Att./Completions	58/32	58/28
Completion Pct.	55.2	48.3
Had Intercepted	2	2
PUNTS/AVERAGE	7/50.9	14/48.6
NET PUNTING AVG.	7/43.7	14/43.2
PENALTIES/YARDS	8/67	19/176
FUMBLES/BALL LOST	2/0	2/1
TOUCHDOWNS	4	1
Rushing	1	0
Passing	2	1
Returns	1	0

* SCORE BY PERIODS	Q1	Q2	Q3	Q4	OT	PTS
TEAM	16	13	17	9	0	55
OPPONENTS	0	6	7	0	0	13

* SCORING	TD	Ru	Pa	Rt	K-PAT	FG	S	PTS
Tucker	0	0	0	0	2/2	5/5	0	17
Vedvik TM	0	0	0	0	2/2	4/4	0	14
Hill	1	1	0	0			0	6
C. Jones	1	0	0	1			0	6
C. Moore	1	0	1	0			0	6
Snead	1	0	1	0			0	6
TEAM	4	1	2	1	4/4	9/9	0	55
OPPONENTS	1	0	1	0	1/1	2/2	0	13

2-Pt Conv: **TEAM** 0-0, **OPPONENTS** 0-0
SACKS: Ricard 2, Judon 1.5, Adeoye 1, A. Jones 1, Bowser 0.5, Ray 0.5, T. Williams 0.5, **TEAM** 7, **OPPONENTS** 2
FUM/LOST: Callahan 2/0

* RUSHING	No.	Yds	Avg	Long	TD
Hill	20	82	4.1	14	1
Turner	11	58	5.3	22	0
Dixon	10	35	3.5	16	0
McSorley	4	33	8.3	17	0
Edwards	8	25	3.1	13	0
Ingram	4	18	4.5	7	0
Ervin	6	14	2.3	7	0
L. Jackson	2	14	7.0	11	0
C. Moore	1	9	9.0	9	0
Horn	1	4	4.0	4	0
Ricard	2	4	2.0	2	0
Callahan	4	0	0.0	1	0
TEAM	73	296	4.1	22	1
OPPONENTS	42	123	2.9	28	0

* RECEIVING	No.	Yds	Avg	Long	TD
C. Moore	6	102	17.0	30	1
Boykin	4	39	9.8	24	0
Scott	3	48	16.0	25	0
Boyle	3	20	6.7	9	0
Modster	3	17	5.7	12	0
Wesley	2	43	21.5	38	0
Snead	2	27	13.5	17	1
Hill	2	16	8.0	14	0
Ervin	2	15	7.5	10	0
Andrews	2	11	5.5	7	0
Dixon	1	9	9.0	9	0
Herdman	1	8	8.0	8	0
H. Hurst	1	-1	-1.0	-1	0
TEAM	32	354	11.1	38	2
OPPONENTS	28	256	9.1	25	1

* INTERCEPTIONS	No.	Yds	Avg	Long	TD
C. Jones	1	19	19.0	19t	1
B. Jackson	1	13	13.0	13	0
TEAM	2	32	16.0	19t	1
OPPONENTS	2	7	3.5	4	0

* PUNTING	No.	Yds	Avg	Net	TB	In	Lg	B
S. Smith	3	145	48.3	39.3	1	2	58	0
Koch	2	100	50.0	46.0	0	1	52	0
Vedvik TM	2	111	55.5	48.0	0	0	58	0
TEAM	7	356	50.9	43.7	1	3	58	0
OPPONENTS	14	680	48.6	43.2	1	5	64	0

* PUNT RETURNS	Ret	FC	Yds	Avg	Long	TD
Ervin	4	1	45	11.3	24	0
Modster	1	0	10	10.0	10	0
C. Jones	0	4	0	---	---	0
TEAM	5	5	55	11.0	24	0
OPPONENTS	4	0	30	7.5	13	0

* KICKOFF RETURNS	No.	Yds	Avg	Long	TD
Ervin	3	64	21.3	29	0
TEAM	3	64	21.3	29	0
OPPONENTS	12	271	22.6	36	0

* FIELD GOALS	1-19	20-29	30-39	40-49	50+
Tucker	0/0	0/0	1/1	2/2	2/2
Vedvik TM	0/0	2/2	0/0	1/1	1/1
TEAM	0/0	2/2	1/1	3/3	3/3
OPPONENTS	0/0	0/0	0/0	2/2	0/0

Tucker: (52G) (52G, 45G, 41G, 38G)
 TM: (52G, 55G, 45G, 26G, 29G) (52G, 45G, 41G, 38G)
 OPP: () (43G, 41G)

* PASSING	Att	Cmp	Yds	Cmp%	Yds/Att	TD	TD%	Int	Int%	Long	SK/Lost	Rating
McSorley	35	17	159	48.6	4.54	1	2.9	2	5.7	24	0/0	47.2
L. Jackson	16	10	117	62.5	7.31	1	6.3	0	0.0	30	0/0	105.5
Callahan	7	5	78	71.4	11.14	0	0.0	0	0.0	38	2/19	108.0
TEAM	58	32	354	55.2	6.10	2	3.4	2	3.4	38	2/19	70.6
OPPONENTS	58	28	256	48.3	4.41	1	1.7	2	3.4	25	7/41	52.1

2019 PRESEASON DEFENSIVE STATISTICS

from Press Box Stats

Name	Total	Solo	Assists	Sacks	Yds.	TFL	INT	Yds.	PD	FF	FR
Otaro Alaka	7	5	2	0	0	2	0	0	0	0	0
Bennett Jackson	7	5	2	0	0	0	1	13	1	0	0
Maurice Canady	6	6	0	0	0	0	0	0	0	0	0
Alvin Jones	6	3	3	1	9	1	0	0	0	0	0
Cyrus Jones	6	3	3	0	0	0	1*	19	1	0	0
Kenny Young	6	5	1	0	0	2	0	0	0	0	0
Patrick Onwuasor	5	4	1	0	0	0	0	0	0	0	0
Patrick Ricard	5	3	2	2	11.5	2	0	0	1	0	1
DeShon Elliott	4	2	2	0	0	0	0	0	2	0	0
Tim Williams	4	3	1	0.5	3	0	0	0	0	0	0
Anthony Averett	3	2	1	0	0	0	0	0	1	0	0
Matthew Judon	3	2	1	1.5	5	1	0	0	0	0	0
Chris Wormley	3	1	2	0	0	1	0	0	0	0	0
Chris Board	2	2	0	0	0	0	0	0	0	0	0
Terrell Bonds	2	2	0	0	0	0	0	0	0	0	0
Chuck Clark	2	2	0	0	0	1	0	0	1	0	0
Jaylon Ferguson	2	2	0	0	0	2	0	0	0	0	0
Marlon Humphrey	2	2	0	0	0	1	0	0	0	0	0
Zach Sieler	2	2	0	0	0	0	0	0	0	0	0
Brynden Trawick	2	1	1	0	0	0	0	0	1	0	0
Aaron Adeoye	1	1	0	1	8	1	0	0	1	0	0
Tyus Bowser	1	0	1	0.5	2	0	0	0	0	0	0
Brandon Carr	1	1	0	0	0	0	0	0	0	0	0
Nicholas Grigsby	1	0	1	0	0	0	0	0	0	0	0
Tony Jefferson	1	1	0	0	0	0	0	0	0	0	0
Daylon Mack	1	1	0	0	0	0	0	0	0	0	0
Iman Marshall	1	0	1	0	0	0	0	0	0	0	0
Pernell McPhee	1	1	0	0	0	0	0	0	0	0	0
Shane Ray	1	0	1	0.5	2.5	0	0	0	0	0	0
Earl Thomas III	1	0	1	0	0	0	0	0	0	0	0
Brandon Williams	1	1	0	0	0	0	0	0	0	0	0
Gerald Willis	1	1	0	0	0	0	0	0	0	0	0
Stanley Jean-Baptiste	0	0	0	0	0	0	0	0	1	0	0
Michael Pierce	0	0	0	0	0	0	0	0	1	0	0
Totals	91	64	27	7	41	14	2	32	11	0	1

*Returned 19 yards for a TD vs. Jax. (8/8)

2019 SPECIAL TEAMS STATISTICS

from Press Box Stats

Name	Total	Solo	Assists	FF	FR	Blocked Kicks
Jaleel Scott	2	1	1	0	0	0
Brynden Trawick	2	2	0	0	0	0
Tim Williams	2	1	1	0	0	0
Otaro Alaka	1	1	0	0	0	0
Tyus Bowser	1	0	1	0	0	0
E.J. Ejaya	1	1	0	0	0	0
Michael Floyd	1	1	0	0	0	0
Nicholas Grigsby	1	1	0	0	0	0
Alvin Jones	1	0	1	0	0	0
Iman Marshall	1	1	0	0	0	0
Mike Onuoha	1	1	0	0	0	0
Matthew Orzech	1	0	1	0	0	0
Justin Tucker	1	1	0	0	0	0
De'Lance Turner	1	0	1	0	0	0
Kenny Young	1	1	0	0	0	0
Totals	18	12	6	0	0	0

2019 SINGLE-GAME BESTS

Tackles:	6 by Otaro Alaka vs. GB (8/15)
Sacks:	2 by Patrick Ricard vs. Jax. (8/8)
Interceptions:	1 by two different players, Bennett Jackson and Cyrus Jones, vs. Jax. (8/8)
Passes Defensed:	1 by 10 different players
Forced Fumbles:	0
Fumble Recoveries:	1 by Patrick Ricard vs. GB (8/15)
Special Teams Tackles:	2 by Jaleel Scott vs. GB (8/15)

2018 STATISTICS

WON 10, LOST 6

09/09 W 47-3	Buffalo	70,591
09/13 L 23-34	at Cincinnati	50,018
09/23 W 27-14	Denver	70,156
09/30 W 26-14	at Pittsburgh	62,030
10/07 L 9-12 OT	at Cleveland	67,431
10/14 W 21-0	at Tennessee	64,441
10/21 L 23-24	New Orleans	70,639
10/28 L 21-36	at Carolina	73,843
11/04 L 16-23	Pittsburgh	70,997
11/18 W 24-21	Cincinnati	70,077
11/25 W 34-17	Oakland	70,035
12/02 W 26-16	at Atlanta	72,262
12/09 L 24-27 OT	at Kansas City	74,336
12/16 W 20-12	Tampa Bay	70,031
12/22 W 22-10	at L.A. Chargers	25,571
12/30 W 26-24	Cleveland	70,925

Balt. Opp.

TOTAL FIRST DOWNS	367	286
Rushing	153	82
Passing	184	174
Penalty	30	30
3rd Down: Made/Att	104/231	72/211
3rd Down Pct.	45.0	34.1
4th Down: Made/Att	13/22	10/20
4th Down Pct.	59.1	50.0

POSSESSION AVG. 32:17 27:43

TOTAL NET YARDS	5999	4687
Avg. Per Game	374.9	292.9
Total Plays	1135	974
Avg. Per Play	5.3	4.8

NET YARDS RUSHING 2441 1327

Avg. Per Game	152.6	82.9
Total Rushes	547	354

NET YARDS PASSING 3558 3360

Avg. Per Game	222.4	210.0
Sacked/Yards Lost	32/150	43/291
Gross Yards	3708	3651
Att./Completions	556/334	577/337
Completion Pct.	60.1	58.4
Had Intercepted	9	12

PUNTS/AVERAGE 61/46.6 88/43.7

NET PUNTING AVG. 61/39.8 88/38.2

PENALTIES/YARDS 116/940 113/1017

FUMBLES/BALL LOST 25/11 15/5

TOUCHDOWNS 41 33

Rushing	19	11
Passing	18	21
Returns	4	1

* SCORE BY PERIODS

	Q1	Q2	Q3	Q4	OT	PTS
TEAM	88	108	106	87	0	389
OPONENTS	66	104	53	58	6	287

* SCORING

	TD	Ru	Pa	Rt	K-PAT	FG	S	PTS
Tucker	0	0	0	0	36/37	35/39	0	141
Collins	8	7	1	0			0	48
Allen	5	3	2	0			0	30
J. Brown	5	0	5	0			0	30
L. Jackson	5	5	0	0			0	30
Andrews	3	0	3	0			0	18
Crabtree	3	0	3	0			0	18
Edwards	2	2	0	0			0	14
Dixon	2	2	0	0			0	12
T. Young	2	0	0	2			0	12
H. Hurst	1	0	1	0			0	6
C. Jones LG	1	0	0	1			0	6
C. Jones TM	1	0	0	1			0	6
Montgomery LG	1	1	0	0			0	6
C. Moore	1	0	1	0			0	6
Snead	1	0	1	0			0	6
Suggs	1	0	0	1			0	6
M. Williams	1	0	1	0			0	6
TEAM	41	19	18	4	36/37	35/39	0	389
OPONENTS	33	11	21	1	27/29	20/26	0	287

2-Pt Conv: Edwards, TM 1-4, OPP 1-4

SACKS: Z. Smith 8.5, Judon 7, Suggs 7, Onwuasor 5.5, K. Young 2.5, T. Williams 2, T. Young 2, Henry 1, Jefferson 1, Levine 1, Weddle 1, B. Williams 1, Wormley 1, (group) 1, Bowser 0.5, Mosley 0.5, Urban 0.5, TM 43, OPP 32 FUM/LOST: L. Jackson 12/4, Collins 3/3, Flacco 3/1, Dixon 2/1, Grant 2/0, Montgomery(LG) 2/1, Allen 1/1, Ervin(LG) 1/0, C. Jones(LG) 1/1, C. Jones(TM) 1/1, White 1/0

* RUSHING	No.	Yds	Avg	Long	TD
Edwards	137	718	5.2	43	2
L. Jackson	147	695	4.7	39	5
Collins	114	411	3.6	19	7
Dixon	60	333	5.6	37	2
Montgomery LG	41	188	4.6	16	1
Montgomery TM	15	83	5.5	15	0
Allen	41	110	2.7	17	3
Flacco	19	45	2.4	13	0
C. Moore	5	17	3.4	9	0
Snead	1	13	13.0	13	0
M. Williams	3	8	2.7	7	0
J. Brown	3	4	1.3	3	0
Turner	1	4	4.0	4	0
H. Hurst	1	0	0.0	0	0
TEAM	547	2441	4.5	43	19
OPONENTS	354	1327	3.7	35	11

* RECEIVING	No.	Yds	Avg	Long	TD
Snead	62	651	10.5	28	1
Crabtree	54	607	11.2	27	3
J. Brown	42	715	17.0	71	5
Allen	35	196	5.6	17	2
Andrews	34	552	16.2	74	3
Montgomery LG	25	235	9.4	43	0
Montgomery TM	10	65	6.5	14	0
Boyle	23	213	9.3	25	0
C. Moore	19	196	10.3	30	1
M. Williams	16	143	8.9	25	1
Collins	15	105	7.0	24	1
H. Hurst	13	163	12.5	32	1
Dixon	6	51	8.5	21	0
Ervin LG	3	35	11.7	19	0
Edwards	2	20	10.0	13	0
Turner	2	17	8.5	10	0
White	1	14	14.0	14	0
TEAM	334	3708	11.1	74	18
OPONENTS	337	3651	10.8	64	21

* INTERCEPTIONS	No.	Yds	Avg	Long	TD
Carr	2	26	13.0	32	0
J. Smith	2	4	2.0	4	0
Ma. Humphrey	2	0	0.0	0	0
Onwuasor	1	33	33.0	33	0
Levine	1	16	16.0	16	0
Jefferson	1	15	15.0	15	0
Clark	1	5	5.0	5	0
Mosley	1	0	0.0	0	0
T. Young	1	0	0.0	0	0
TEAM	12	99	8.3	33	0
OPONENTS	9	39	4.3	22	0

* PUNTING	No.	Yds	Avg	Net	TB	In	Lg	B
Koch	60	2842	47.4	39.8	5	27	65	1
TEAM	61	2842	46.6	39.8	5	27	65	1
OPONENTS	88	3849	43.7	38.2	4	30	64	0

* PUNT RETURNS	Ret	FC	Yds	Avg	Long	TD
C. Jones LG	23	20	304	13.2	70	1
C. Jones TM	18	19	259	14.4	70	1
Ervin LG	21	7	175	8.3	27	0
White	9	6	75	8.3	14	0
Grant	7	4	52	7.4	51	0
Weddle	1	0	18	18.0	18	0
TEAM	35	29	404	11.5	70	1
OPONENTS	31	10	315	10.2	38	0

* KICKOFF RETURNS	No.	Yds	Avg	Long	TD
C. Moore	22	491	22.3	39	0
Ervin LG	10	253	25.3	36	0
Montgomery LG	10	210	21.0	27	0
White	6	135	22.5	37	0
Grant	2	56	28.0	32	0
C. Jones LG	1	12	12.0	12	0
C. Jones TM	1	12	12.0	12	0
Snead	1	13	13.0	13	0
TEAM	32	707	22.1	39	0
OPONENTS	32	745	23.3	49	0

* FIELD GOALS	1-19	20-29	30-39	40-49	50+
Tucker	0/0	12/12	9/9	9/11	5/7
TEAM	0/0	12/12	9/9	9/11	5/7
OPONENTS	0/0	5/5	10/10	4/6	1/5
Tucker:	(41G,39G) (55G) (52G,43B,52G) (47G,49G,28G,31G) (44G,48B,25G,32G) () (31G) () (23G,23G,37G) (28G,56G,24G) (47G,28G) (41G,21G,45G,47G) (28G) (24G,35G) (24G,53N,35G,65N,56G) (38G,35G,44G,23G)				
OPP:	(52N,35G) (28G,40G) () (34G,39G) (35G,55N,37G) () (39G) (54G,44G,30G) (29G) (52N) (42G) (44G) (51N,24G,43N,35G) (21G,28G) (38G) (46N,35G)				

* PASSING	Att	Cmp	Yds	Cmp%	Yds/Att	TD	TD%	Int	Int%	Long	SK/Lost	Rating
Flacco	379	232	2465	61.2	6.50	12	3.2	6	1.6	71	16/79	84.2
L. Jackson	170	99	1201	58.2	7.06	6	3.5	3	1.8	74	16/71	84.5
Griffin III	6	2	21	33.3	3.50	0	0.0	0	0.0	14	0/0	44.4
Koch	1	1	21	100.0	21.00	0	0.0	0	0.0	21	0/0	118.8
TEAM	556	334	3708	60.1	6.67	18	3.2	9	1.6	74	32/150	84.0
OPONENTS	577	337	3651	58.4	6.33	21	3.6	12	2.1	64	43/291	80.6

2018 DEFENSIVE STATISTICS

from Press Box Stats

Name	Total	Solo	Assists	Sacks	Yds.	INT	Yds.	PD	FF	FR
Mosley, C.J.	105	70	35	0.5	0.5	1	0	5	0	0
Jefferson, Tony	74	53	21	1	7	1	15	6	1	1
Weddle, Eric	68	54	14	1	9	0	0	3	0	0
Onwuasor, Patrick	54	35	19	5.5	43.5	1	33	3	2	0
Young, Kenny	47	37	10	2.5	5.5	0	0	1	1	0
Carr, Brandon	45	39	6	0	0	2	26	11	0	0
Smith, Za'Darius	45	26	19	8.5	61	0	0	2	1	0
Smith, Jimmy	45	34	11	0	0	2	4	9	0	0
Judon, Matthew	44	29	15	7	41	0	0	3	1	0
Humphrey, Marlon	37	31	6	0	0	2	0	15	1	0
Young, Tavon	36	34	2	2	7	1	0	5	0	2^1
Suggs, Terrell	34	25	9	7	51	0	0	6	1	1*
Williams, Brandon	34	21	13	1	8	0	0	1	0	0
Pierce, Michael	32	20	12	0	0	0	0	1	0	1
Urban, Brent	27	17	10	0.5	3.5	0	0	2	0	0
Levine Sr., Anthony	21	18	3	1	2	1	16	8	0	0
Wormley, Chris	16	13	3	1	6	0	0	5	0	0
Clark, Chuck	13	10	3	0	0	1	5	1	0	0
Williams, Tim	8	5	3	2	21	0	0	0	0	0
Bowser, Tyus	5	2	3	0.5	2	0	0	0	0	0
Ricard, Patrick	4	2	2	0	0	0	0	0	0	0
Averett, Anthony	3	3	0	0	0	0	0	2	0	0
Henry, Willie	3	2	1	1	11	0	0	0	0	0
Canady, Maurice	2	2	0	0	0	0	0	0	0	0
Jones, Cyrus	1	0	1	0	0	0	0	0	0	0
McClellan, Albert	1	1	0	0	0	0	0	0	0	0
Sieler, Zach	1	1	0	0	0	0	0	0	0	0
Team	0	0	0	1	12	0	0	0	0	0
Totals	805	584	221	43	291	12	99	89	8	5

*Returned 43 yards for a TD vs. Oak. (11/25)

^Returned 12 yards for a TD at Atl. (12/2)

!Returned 62 yards for a TD at LAC (12/22)

2018 SPECIAL TEAMS STATISTICS

from Press Box Stats

Name	Total	Solo	Assists	FF	FR	Blocked
						Kicks
Board, Chris	12	8	4	0	0	0
Clark, Chuck	8	6	2	0	0	0
Levine Sr., Anthony	7	5	2	0	0	0
Bowser, Tyus	6	4	2	0	0	0
Jones, Cyrus	6	5	1	0	0	0
Onwuasor, Patrick	5	2	3	0	0	0
Allen, Javorius	4	3	1	0	0	0
Moore, Chris	4	3	1	0	0	0
Young, Kenny	4	3	1	0	1	0
Canady, Maurice	3	3	0	0	0	0
Turner, De'Lance	3	2	1	0	0	0
Williams, Maxx	3	3	0	0	0	0
Averett, Anthony	2	2	0	0	0	0
McClellan, Albert	2	2	0	0	0	0
Williams, Tim	2	1	1	0	0	0
Boyle, Nick	1	1	0	0	0	0
Cox, Morgan	1	1	0	0	0	0
Koch, Sam	1	1	0	0	0	0
Montgomery, Ty	1	0	1	0	0	0
Young, Tavon	1	1	0	0	1	0
Totals	76	56	20	0	2	0

2018 SINGLE-GAME BESTS

Tackles:	16 by C.J. Mosley vs. NO (10/21)
Sacks:	3 by Matthew Judon vs. Oak. (11/25) and Za'Darius Smith at Ten. (10/14)
Interceptions:	2 by Jimmy Smith vs. Cle. (12/30)
Passes Defensed:	4 by Marlon Humphrey vs. TB (12/16)
Forced Fumbles:	1 by seven different players; last by Patrick Onwuasor at LAC (12/22)
Fumble Recoveries:	1 by four different players; last by Tavon Young at LAC (12/22)
Special Teams Tackles:	2 by eight different players; last by Maxx Williams vs. Cle. (12/30)

BALTIMORE RAVENS 2018 REGULAR SEASON GAME BY GAME OFFENSIVE STATISTICS

Game	9/9 vs. Buf.	9/13 at Cin.	9/23 vs. Den.	9/30 at Pit.	10/7 at Cle.	10/14 at Ten.	10/21 vs. NO	10/28 at Car.	11/4 vs. Pit.	11/18 vs. Cin.	11/25 vs. Oak.	12/2 at Atl.	12/9 at KC	12/16 vs. TB	12/22 at LAC	12/30 vs. Cle.
Points	47	23	27	26	9	21	23	21	16	24	34	26	24	20	22	26
1st Qtr	14	0	10	14	3	7	0	7	3	7	3	7	0	0	3	10
2nd Qtr	12	14	10	0	0	7	10	0	3	6	10	3	10	10	3	10
3rd Qtr	14	3	7	3	3	7	7	7	7	8	7	6	7	7	10	3
4th Qtr	7	6	0	9	3	0	6	7	3	3	14	10	7	3	6	3
Overtime	0	0	0	0	0	0	0	0	0	0	0	0	0	0	0	0
TDs (Ru-P-Ret)	6 (3-3-0)	3 (1-2-0)	3 (2-1-0)	2 (0-2-0)	0 (0-0-0)	3 (2-1-0)	3 (1-2-0)	3 (1-2-0)	1 (1-0-0)	2 (2-0-0)	4 (1-1-2)	2 (1-0-1)	3 (1-2-0)	2 (1-1-0)	2 (0-1-1)	2 (2-0-0)
PATs (M/A)	5/5	2/2	3/3	2/2	0/0	3/3	2/3	3/3	1/1	1/1	4/4	2/2	3/3	2/2	1/1	2/2
2PT Convs (M/A)	0/1	0/1	0/0	0/0	0/0	0/0	0/0	0/0	0/0	1/1	0/0	0/0	0/0	0/0	0/1	0/0
FGs (M/A)	2/2	1/1	2/3	4/4	3/4	0/0	1/1	0/0	3/3	3/3	2/2	4/4	1/1	2/2	3/5	4/4
Safeties	0	0	0	0	0	0	0	0	0	0	0	0	0	0	0	0
First Downs	26	28	20	24	25	23	25	20	18	23	23	25	24	24	15	24
Rushing	11	5	5	6	10	9	6	8	5	15	13	12	10	16	6	16
Passing	13	20	13	17	14	13	15	11	10	7	9	9	12	7	8	6
Penalty	2	3	2	1	1	1	4	1	3	1	1	4	2	1	1	2
3rd Down Conv (M/A)	6/14	7/16	8/16	8/17	4/16	12/17	5/12	6/12	4/12	8/16	8/13	7/15	5/12	9/16	4/14	3/13
3rd Down Conv Pct	42.9%	43.8%	50%	47%	25%	71%	42%	50%	33%	50%	62%	47%	42%	56%	29%	23%
4th Down Conv (M/A)	0/0	2/4	0/0	1/1	1/1	1/1	1/2	1/2	0/1	0/1	0/0	2/2	1/3	1/1	1/2	1/1
4th Down Conv Pct	0%	50%	0%	100%	100%	100%	50%	50%	0%	0%	0%	100%	33%	100%	50%	100%
Total Net Yards	369	425	342	451	410	361	351	325	265	403	416	366	321	370	361	463
Total Off. Plays	74	81	70	74	84	72	64	64	56	75	69	77	68	74	60	73
Avg. Gain Per Play	5.0	5.2	4.9	6.1	4.9	5.0	5.5	5.1	4.7	5.4	6.0	4.8	4.7	5.0	6.0	6.3
Net Yards Rushing	117	66	77	96	116	123	77	101	61	267	242	207	194	242	159	296
Total Rushing Plays	34	22	28	30	25	35	23	18	16	53	43	49	40	49	35	47
Avg. Gain Per Rush	3.4	3.0	2.8	3.2	4.6	3.5	3.3	5.6	3.8	5.0	5.6	4.2	4.9	4.9	4.5	6.3
Net Yards Passing	252	359	265	355	294	238	274	224	204	136	174	159	127	128	202	167
Times Sacked	2	4	2	2	2	0	1	2	2	3	1	2	2	2	3	2
Yards Lost on Sacks	8	17	12	8	4	0	10	14	14	14	4	8	20	3	2	12
Gross Yards Passing	260	376	277	363	298	238	284	238	218	150	178	167	147	131	204	179
Pass Attempts	38	55	40	42	57	37	40	44	38	19	25	26	26	23	22	24
Pass Completions	26	32	25	28	29	25	24	26	24	13	14	15	13	14	12	14
Completion Pct	68.4%	58.2%	62.5%	66.7%	50.9%	67.6%	60.0%	59.1%	63.2%	68.4%	56.0%	57.7%	50.0%	60.9%	54.5%	58.3%
Avg. Gain Per Pass	6.3	6.1	6.3	8.1	5.0	6.4	6.7	4.9	5.1	6.2	6.7	5.7	4.5	5.1	8.1	6.4
Interceptions	0	2	0	0	1	1	0	2	0	1	2	0	0	0	0	0
Fumbles / Fum. Lost	4/1	2/1	1/0	1/1	2/1	0/0	0/0	1/1	1/0	1/0	1/0	4/1	1/1	2/2	2/1	2/1
Penalties	9	7	7	7	4	10	5	9	5	5	6	9	11	8	4	10
Penalty Yards	78	51	52	50	41	70	54	68	25	31	45	88	112	70	40	65
Punts	5	3	5	4	8	4	3	3	4	4	2	3	3	3	3	4
Gross Punting Average	51.4	56.3	39.4	43.8	45.8	43.8	45.7	51.0	47.3	39.3	47.0	47.3	52.7	42.3	50.0	49.0
Touchbacks	0	1	0	1	1	0	0	0	1	0	0	1	0	0	0	0
Inside20	3	0	2	2	6	2	2	1	1	2	1	1	1	1	1	1
Punts Blocked	0	0	1	0	0	0	0	0	0	0	0	0	0	0	0	0
Net Punting Average	47.6	41.7	33.2	38.0	40.4	43.8	41.7	44.0	38.0	27.8	48.5	34.7	48.3	38.3	39.0	37.5
Punt Returns	6	1	3	1	5	4	1	1	2	2	4	1	1	1	2	0
Punt Return Yards	54	-2	12	4	59	50	8	23	27	14	79	4	55	0	17	0
Punt Return Avg.	9.0	-2.0	4.0	4.0	11.8	12.5	8.0	23.0	13.5	7.0	19.8	4.0	55.0	0.0	8.5	0.0
Fair Catches	1	3	0	4	2	2	0	0	2	3	1	3	1	1	3	3
Kickoff Returns	1	1	3	3	0	1	3	1	1	4	2	2	1	4	3	2
Kickoff Return Yards	24	32	78	57	0	20	50	39	31	67	59	36	30	92	55	37
Kickoff Return Avg.	24.0	32.0	26.0	19.0	0.0	20.0	16.7	39.0	31.0	16.8	29.5	18.0	30.0	23.0	18.3	18.5
Time of Possession	35:14	28:10	30:14	35:03	33:42	37:34	26:29	25:59	23:31	38:09	34:12	39:39	31:27	37:10	31:25	38:30

BALTIMORE RAVENS 2018 REGULAR SEASON GAME BY GAME DEFENSIVE STATISTICS

Game	9/9 vs. Buf.	9/13 @ Cin.	9/23 vs. Den.	9/30 @ Pit.	10/7 @ Cle.	10/14 @ Ten.	10/21 vs. NO	10/28 @ Car.	11/4 vs. Pit.	11/18 vs. Cin.	11/25 vs. Oak.	12/2 @ Atl.	12/9 @ KC	12/16 vs. TB	12/22 @ LAC	12/30 vs. Cle.
Points	3	34	14	14	12	0	24	36	23	21	17	16	27	12	10	24
1st Qtr	0	14	14	0	0	0	0	7	7	0	7	3	7	0	0	7
2nd Qtr	0	14	0	14	6	0	7	17	7	7	3	7	10	9	3	0
3rd Qtr	3	0	0	0	3	0	0	3	6	14	7	0	0	3	7	7
4th Qtr	0	6	0	0	0	0	17	9	3	0	0	6	7	0	0	10
Overtime	0	0	0	0	3	0	0	0	0	0	0	0	3	0	0	0
TDs (Ru-P-Ret)	0 (0-0-0)	4 (0-4-0)	2 (2-0-0)	1 (0-1-0)	1 (0-1-0)	0 (0-0-0)	3 (1-2-0)	4 (2-2-0)	3 (1-2-0)	3 (1-2-0)	2 (1-1-0)	2 (0-1-1)	3 (1-2-0)	1 (1-0-0)	1 (1-0-0)	3 (0-3-0)
PATs (M/A)	0-0	4-4	2-2	0-0	0-1	0-0	3-3	3-3	2-3	3-3	2-2	1-1	3-3	0-0	1-1	3-3
2PT Convs (M/A)	0-0	0-0	0-0	1-1	0-0	0-0	0-0	0-1	0-0	0-0	0-0	0-1	0-0	0-1	0-0	0-0
FGs (M/A)	1-2	2-2	0-0	2-2	2-3	0-0	1-1	3-3	1-1	0-1	1-1	1-1	2-4	2-2	1-1	1-2
Safeties	0	0	0	0	0	0	0	0	0	0	0	0	0	0	0	0
First Downs	10	24	18	14	20	7	26	22	27	15	13	16	30	12	14	18
Rushing	3	6	8	1	6	1	12	7	8	4	4	5	8	6	2	1
Passing	5	14	8	12	13	5	12	14	18	10	9	6	18	4	10	16
Penalty	2	4	2	1	1	1	2	1	1	1	0	5	4	2	2	1
3rd Down Conv (M/A)	2-15	5-13	6-14	2-12	6-19	1-10	6-14	6-12	10-16	6-14	3-13	2-9	6-16	3-10	4-13	4-11
3rd Down Conv Pct	13.3%	38.5%	42.9%	16.7%	31.6%	10.0%	42.9%	50.0%	62.5%	42.9%	23.1%	22.2%	37.5%	30.0%	30.8%	36.4%
4th Down Conv (M/A)	0-1	0-0	0-1	0-1	0-1	0-0	4-5	1-1	1-1	0-1	1-2	0-1	3-3	0-1	0-0	0-1
4th Down Conv Pct	0%	0%	0%	0%	0%	0%	80.0%	100.0%	100.0%	0%	50.0%	0%	100.0%	0%	0%	0%
Total Net Yards	153	373	293	284	416	106	339	386	395	255	249	131	442	241	198	426
Total Off. Plays	61	70	61	59	76	40	70	63	76	54	56	45	83	47	57	56
Avg. Gain Per Play	2.5	5.3	4.8	4.8	5.5	2.7	4.8	6.1	5.2	4.7	4.4	2.9	5.3	5.1	3.5	7.6
Net Yards Rushing	83	108	120	19	112	55	134	154	113	48	67	34	94	85	51	50
Total Rushing Plays	22	28	24	11	28	14	39	33	27	16	19	15	27	21	16	14
Avg. Gain Per Rush	3.8	3.9	5.0	1.7	4.0	3.9	3.4	4.7	4.2	3.0	3.5	2.3	3.5	4.0	3.2	3.6
Net Yards Passing	70	265	173	265	304	51	205	232	282	207	182	97	348	156	147	376
Times Sacked	6	0	3	1	5	11	1	0	1	1	3	3	3	1	4	0
Yards Lost on Sacks	28	0	19	9	38	66	7	0	10	4	12	34	29	1	34	0
Gross Yards Passing	98	265	192	274	342	117	212	232	292	211	194	131	377	157	181	376
Pass Attempts	33	42	34	47	43	15	30	30	48	37	34	27	53	25	37	42
Pass Completions	11	24	22	27	25	10	22	22	29	19	16	16	35	13	23	23
Completion Pct	33.3%	57.1%	64.7%	57.5%	58.1%	66.7%	73.3%	73.3%	60.4%	51.4%	47.1%	59.3%	66.0%	52.0%	62.2%	54.8%
Avg. Gain Per Pass	1.8	6.3	4.7	5.5	6.3	2.0	6.6	7.7	5.8	5.4	4.9	3.2	6.2	6.0	3.6	9.0
Interceptions	2	0	1	1	1	0	0	0	0	0	0	0	1	1	2	3
Fumbles / Fum. Lost	1-0	1-0	1-0	1-1	1-0	1-0	1-1	1-0	0-0	0-0	1-1	2-1	1-0	0-0	2-1	0-0
Penalties	10	9	13	5	10	4	6	4	8	7	4	8	7	6	8	4
Penalty Yards	100	92	120	40	66	35	52	30	103	58	24	82	53	58	69	35
Punts	8	6	7	5	9	9	2	3	4	6	6	5	3	4	7	4
Gross Punting Average	49.6	40.2	41.0	41.2	50.2	41.7	44.0	45.7	37.5	41.8	44.7	50.4	37.0	40.8	41.6	45.0
Touchbacks	0	0	0	0	1	0	0	0	0	0	0	1	0	1	0	1
Inside20	3	4	3	1	3	3	0	2	1	1	1	3	2	1	2	0
Punts Blocked	0	0	0	0	0	0	0	0	0	0	0	0	0	0	0	0
Net Punting Average	42.9	40.5	39.3	40.4	41.4	36.1	40.0	38.0	30.8	39.5	31.5	45.6	18.7	35.8	39.1	40.0
Punt Returns	3	2	3	1	3	1	1	2	3	2	1	1	2	1	2	3
Punt Return Yards	19	24	31	3	23	0	12	21	17	46	-3	18	13	12	33	46
Punt Return Avg.	6.3	12.0	10.3	3.0	7.7	0.0	12.0	10.5	5.7	23.0	-3.0	18.0	6.5	12.0	16.5	15.3
Fair Catches	0	0	1	1	3	0	1	0	0	2	0	1	0	0	1	0
Kickoff Returns	5	3	2	4	0	1	1	1	1	2	2	0	0	4	2	4
Kickoff Return Yards	165	56	41	80	0	20	16	14	31	35	44	0	0	90	45	108
Kickoff Return Avg.	33.0	18.7	20.5	20.0	0	20.0	16.0	14.0	31.0	17.5	22.0	0.0	0.0	22.5	22.5	27.0
Time of Possession	24:46	31:50	29:46	24:57	36:16	22:26	33:31	34:01	36:29	21:51	25:48	20:21	37:00	22:50	28:35	21:30