



# BALTIMORE RAVENS GAME RELEASE

UNDER ARMOUR PERFORMANCE CENTER | 1 WINNING DRIVE | OWINGS MILLS, MD

PH: 410-701-4000 | BALTIMORERAVENS.COM | TWITTER: @RAVENS

WORLD CHAMPIONS: SUPER BOWL XXXV (2000) & SUPER BOWL XLVII (2012)



## BALTIMORE RAVENS AT CLEVELAND BROWNS



[12-2] NFL WEEK 16 - Dec. 22, 2019 [6-8]

1 P.M. ET - FIRSTENERGY STADIUM [73,718]

### JUST THE FACTS

- Riding a 10-game winning streak (the longest in team history), the Baltimore Ravens (12-2) travel to battle the Cleveland Browns on the shores of Lake Erie. Baltimore, which last Thursday won the AFC North for the second-straight season, currently holds the conference's top playoff seed. The Ravens can clinch homefield advantage throughout the playoffs with a victory over Cleveland.
- The Ravens have now earned a playoff berth in eight of head coach John Harbaugh's 12 seasons at the helm and have won the AFC North four times. The Ravens are 12-2 for the first time in franchise history and seek their first-ever No. 1 overall playoff seeding.
- The Ravens rank No. 1 in points (33.7) and rushing yards (202.1) per game, while they're No. 2 in total yards per game (409.7). Baltimore is on pace to become the first team in NFL history to average 200 passing and 200 rushing yards per game in a season. QB Lamar Jackson has accounted for an NFL-high 40 total TDs, including a league-best 33 passing scores. Baltimore has already set single-season franchise records for total TDs (58), points (472) and rushing yards (2,830 - which includes 1,103 by Jackson, setting a new NFL record by a QB).
- Last Thursday, Baltimore overwhelmed the visiting Jets, 42-21, at M&T Bank Stadium. Jackson, the leading candidate for NFL MVP honors, was spectacular again, throwing 5 TDs and rushing for 86 of the Ravens' 218 ground yards. Producing a 134.4 QB rating in the game, Jackson was 15-of-23 for 212 yards.
- The Ravens own a 30-11 series lead over the Browns, including a 19-4 mark under Coach Harbaugh. Cleveland is the last team to beat the Ravens this season, doing so 40-25 on Sept. 29 in Baltimore.

### WEEKLY SCHEDULE

- Wed. Dec. 18:** 11:15 a.m. .... John Harbaugh / Key Players at Podium & Open Locker Room  
1:15 p.m. .... Practice / Media Viewing
- Thur. Dec. 19:** 11:35 a.m. .... Coordinators at Podium & Open Locker Room  
1:15 p.m. .... Practice / Media Viewing
- Fri. Dec. 20:** 11:10 a.m. .... Practice / Media Viewing  
12:50 p.m. .... John Harbaugh Podium & Open Locker Room

### WEDNESDAY CONFERENCE CALLS

John Harbaugh at 11:30 a.m. & Freddie Kitchens at 1:35 p.m.

### CALLING THE ACTION

- Television: CBS - WJZ Ch. 13 (Baltimore)**  
- Jim Nantz (PBP) - Tony Romo (analyst) - Tracy Wolfson (field)  
- Jim Rikhoff (prod.) - Mike Arnold (dir.)
- National Radio: Compass Media Networks**  
- Chris Carrino (PBP) - Brian Baldinger (analyst)
- Local Radio: WBAL (1090 AM/101.5 FM) & 98 Rock (97.9 FM)**  
- Gerry Sandusky (PBP) - Jarret Johnson (analyst)

### COACH HARBAUGH SAYS

#### JOHN HARBAUGH ON BALTIMORE'S 10-GAME WINNING STREAK:

"The last one doesn't mean anything unless you win the next one. Once you start stacking wins, the next one means more than the last one, because they become more meaningful. We need to come back to work this week. Everything we need to do needs to be at championship level, because that's what we're chasing."

### INJURY UPDATE

The following starters are on IR: C Matt Skura (knee, Week 12), OLB Pernell McPhee (triceps, Week 7) and SS Tony Jefferson (knee, Week 5). Standout CB Tavon Young (neck, training camp) is also on IR.

### NOTE THE QUOTE

#### NFL.COM & CBS SPORTS' ADAM SCHEIN ON THE RAVENS:

"Lamar Jackson is the clear leader for NFL MVP (he's getting my Associated Press vote). But it goes beyond the special nature of Lamar. Mark Ingram is a beast running the ball. Mark Andrews is a fantastic tight end. The defense has become great after a rough, injury-riddled start to the season. Justin Tucker is the best kicker in the game, bar none. John Harbaugh is a superb head coach (and has been for a decade). Offensive coordinator Greg Roman is getting my vote for Assistant Coach of the Year. General manager Eric DeCosta brilliantly traded for Marcus Peters in October after brilliantly signing Ingram and Earl Thomas in March."

### WHAT'S GOING ON?

#### TOTAL TDs

1. Lamar Jackson (Bal.) . . . . 40
2. Deshaun Watson (Hou.) . . . 33
3. Russell Wilson (Sea.) . . . . 31
- Jameis Winston (TB) . . . . 31

#### PASSING TDs

1. Lamar Jackson (Bal.) . . . . 33
2. Jameis Winston (TB) . . . . 30
3. Russell Wilson (Sea.) . . . . 28

#### PASSER RATING

1. Drew Brees (NO) . . . . . 115.3
2. Ryan Tannehill (Ten.) . . . 114.6
3. Lamar Jackson (Bal.) . . 112.8


#### MOST GAMES W/ FIVE PASSING TOUCHDOWNS SINGLE-SEASON NFL HISTORY

1. Peyton Manning (2004)\* . . . 4
2. Lamar Jackson (2019) . . . . 3
- Cam Newton (2015)\* . . . . . 3
- Drew Brees (2011) . . . . . 3
- Tom Brady (2007)\* . . . . . 3
- Daunte Culpepper (2004) . . . 3

\* Won NFL MVP

### ONE

Passing TD Lamar Jackson needs to set a new single-season franchise record (currently tied with Vinny Testaverde, 1996).



## 2019: THE YEAR OF LAMAR JACKSON

# RAVENS INFORMATION

## 2019 RAVENS SCHEDULE: 12-2

Date	Opponent	Result/Time
Sun. Sept. 8	at Miami Dolphins	W, 59-10
Sun. Sept. 15	ARIZONA CARDINALS	W, 23-17
Sun. Sept. 22	at Kansas City Chiefs	L, 28-33
Sun. Sept. 29	CLEVELAND BROWNS	L, 25-40
Sun. Oct. 6	at Pittsburgh Steelers	W, 26-23 (OT)
Sun. Oct. 13	CINCINNATI BENGALS	W, 23-17
Sun. Oct. 20	at Seattle Seahawks	W, 30-16
Sun. Nov. 3	NEW ENGLAND PATRIOTS	W, 37-20
Sun. Nov. 10	at Cincinnati Bengals	W, 49-13
Sun. Nov. 17	HOUSTON TEXANS	W, 41-7
Mon. Nov. 25	at Los Angeles Rams	W, 45-6
Sun. Dec. 1	SAN FRANCISCO 49ERS	W, 20-17
Sun. Dec. 8	at Buffalo Bills	W, 24-17
Thurs. Dec. 12	NEW YORK JETS	W, 42-21
Sun. Dec. 22	at Cleveland Browns	1:00 p.m.
Sun. Dec. 29*	PITTSBURGH STEELERS	1:00 p.m.

\*Flexible Scheduling Games Home Games in CAPS All Times Eastern

## NUMBERS TO RAVE ABOUT

**2** – Total TDs RB Mark Ingram II (14: 10 rushing & 4 receiving) needs to break RB Ray Rice's single-season franchise record of 15 from the 2011 campaign.

**7** – Receiving TDs by WR Marquise Brown, tying for the NFL's second most among rookies and tying the Ravens' record for total TDs by a rookie (Marlon Brown, 2013 & Torrey Smith, 2011).

**8** – Receiving TDs by TE Mark Andrews, No. 1 among all NFL TEs. The 8 also stand as the most by a Ravens' TE in a single season.

**15** – TDs allowed by Baltimore during its 10-game winning streak, ranking as the NFL's fewest since Week 5. The Ravens' "D" has scored 5 TDs and forced 18 takeaways during this time.

**13-0** – The Ravens' record when QB Lamar Jackson rushes for at least 70 yards in a game. Baltimore is 15-2 when he reaches 60 rushing yards in a game, including 10-1 this season.

**15.7** – Points per game the Ravens' defense is allowing during the team's 10-game winning streak, marking the NFL's second fewest (NE, 15.4) since Week 5.

**37** – Rushing yards RB Mark Ingram II needs to hit the 1,000-yard milestone for the third time (2016 & 2017) in his career.

**58** – Total TDs scored by Baltimore, marking an NFL high and a single-season franchise record. (Previous mark was 47 in 2009.) Baltimore has also scored a franchise-record 472 points.

**97** – Receiving yards TE Mark Andrews (759) needs to pass TE Todd Heap (855 in 2005) for the most by a tight end in franchise single-season history.

## AFC NORTH STANDINGS

Team	W	L	T	Home	Road	Div.	Con.	PF	PA	Strk.
Baltimore	12	2	0	6-1	6-1	3-1	8-2	472	257	W10
Pittsburgh	8	6	0	5-3	3-3	3-2	6-4	269	259	L1
Cleveland	6	8	0	4-3	2-5	3-1	6-4	297	329	L1
Cincinnati	1	13	0	1-6	0-7	0-5	1-9	211	359	L2

## NEW ERA 8

Here are several fast facts about the MVP-caliber play of QB Lamar Jackson:



- ✗ Baltimore is 18-3 with Jackson as its starter (12-2 this season). Since his first NFL start (Week 11 of 2018), Jackson's 18 regular season wins rank as the most among all NFL starting QBs.
- ✗ Jackson is the only QB in NFL history to produce at least 2,500 passing yards and 1,000 rushing yards in a single season. (He has 2,889 passing & 1,103 rushing yards in 2019, with two games still to play.)
- ✗ Jackson has been responsible for an NFL-best 40 total TDs this season (33 passing & 7 rushing).
- ✗ Jackson's 33 TD passes lead the NFL in 2019 and tie Vinny Testaverde (1996) for the most in franchise history.
- ✗ In his last seven games, Jackson has thrown 22 TDs and 1 INT, completing 70.3% of his passes for 1,239 yards and a 130.9 rating. He also has 527 rushing yards and 4 rushing TDs during this time.
- ✗ Jackson has rushed for 1,103 yards in 2019, marking the most by a quarterback in NFL single-season history.
- ✗ In Week 15 vs. NYJ, Jackson produced his third game this season (also at Mia. & at LAR) with 5 passing TDs, becoming the sixth QB in NFL history to register at least three 5-TD passing games in a single season.
- ✗ Jackson has also thrown at least 4 TDs in an NFL-best four games this season.
- ✗ Jackson has also thrown at least 3 TDs in an NFL-best seven games this season.
- ✗ In Week 15 vs. NYJ, Jackson rushed for at least 85 yards while throwing for 5 TDs for the second time in his career. (He also did this on 11/25/19 at LAR.) Cam Newton is the only other player in NFL history to accomplish the 85 rushing yards/5 passing TDs feat in a game, doing so one time during his 2015 MVP campaign.
- ✗ Jackson has produced two perfect passer ratings this season (at Cin. & at Mia.), making him one of two QBs in NFL history (Ben Roethlisberger, 2007) to attain the pristine 158.3 mark twice in a single season.
- ✗ In Weeks 11 (vs. Hou) and 12 (at LAR), Jackson became the first NFL player ever to throw at least 4 passing TDs and have at least 50 yards rushing in back-to-back games.
- ✗ Jackson owns the NFL single-season record for most 100-yard rushing games (4 in 2019) by a quarterback.
- ✗ Jackson registered at least 60 rushing yards in nine-straight games (4-12) this season, ranking as the most consecutive 60+ rushing outputs by a QB in NFL single-season history.

### Jackson's 2019 NFL Rankings

- ✗ **40 TOTAL TOUCHDOWNS** – No. 1
- ✗ **33 PASSING TDs** – No. 1
- ✗ **8.9 PASS TD%** – No. 1
- ✗ **112.8 QB RATING** – No. 3
- ✗ **6.94 RUSHING AVG.** – No. 1
- ✗ **1,103 RUSHING YARDS** – No. 8
- ✗ **64 RUSHING FIRST DOWNS** – No. 3
- ✗ **7 RUSHING TDs** – No. 10 (T)

# RAVENS / BROWNS INFORMATION

## 2019 NFL RANKINGS

### OFFENSE

Category	--Ravens--		--Browns--	
	Stats	Rank	Stats	Rank
Total Offense	409.7	2	350.1	17
Rush Offense	202.1	1	126.4	10
Pass Offense	207.6	26	223.6	19
Points Per Game	33.7	1	21.2	21
3rd-Down Off. %	46.3	3	37.4	19
4th-Down Off. %	76.2	1	37.5	25t
Red Zone Off. (TD%)	68.4	3	56.5	18

### DEFENSE

Category	--Ravens--		--Browns--	
	Stats	Rank	Stats	Rank
Total Defense	314.3	6	353.1	17
Rush Defense	96.1	5	135.2	27
Pass Defense	218.1	7	217.9	6
Points Per Game	18.4	4	23.5	17t
3rd-Down Def. %	37.6	13	34.1	3
4th-Down Def. %	35.3	5	37.5	8
Red Zone Def. (TD%)	45.0	2	58.3	19t

### TEAM

Category	--Ravens--		--Browns--	
	Stats	Rank	Stats	Rank
Turnover Ratio	+10	6	-6	22t
Penalties	96	16	111	29
Penalty Yards	782	12	1,011	30

## RAVENS-BROWNS SERIES HISTORY

- **All-Time Series:** Ravens lead, 30-11.
- **In Cleveland:** Ravens are 14-6. • **In Baltimore:** Ravens are 16-5.
- **Under John Harbaugh:** Baltimore is 19-4 vs. Cleveland.

### RAVENS-BROWNS SERIES HISTORY / SINCE 2008

Date	Location	Result	Attendance
09-21-08	Baltimore	Ravens, 28-10	71,104
11-02-08	Cleveland	Ravens, 37-27	73,078
09-27-09	Baltimore	Ravens, 34-3	70,950
11-16-09	Cleveland	Ravens, 16-0	69,023
09-26-10	Baltimore	Ravens, 24-17	71,119
12-26-10	Cleveland	Ravens, 20-10	65,028
12-04-11	Cleveland	Ravens, 24-10	63,648
12-24-11	Baltimore	Ravens, 20-14	71,083
09-27-12	Baltimore	Ravens, 23-16	70,944
11-04-12	Cleveland	Ravens, 25-15	65,449
09-15-13	Baltimore	Ravens, 14-6	71,098
11-03-13	Cleveland	Browns, 24-18	71,513
09-21-14	Cleveland	Ravens, 23-21	67,407
12-28-14	Baltimore	Ravens, 20-10	71,070
10-11-15	Baltimore	Browns, 33-30 (OT)	71,046
11-30-15	Cleveland	Ravens, 33-27	64,380
09-18-16	Cleveland	Ravens, 25-20	67,413
11-10-16	Baltimore	Ravens, 28-7	70,921
09-17-17	Baltimore	Ravens, 24-10	70,605
12-17-17	Cleveland	Ravens, 27-10	56,434
10-07-18	Cleveland	Browns, 12-9 (OT)	67,431
12-30-18	Baltimore	Ravens, 26-24	70,925
09-29-19	Baltimore	Browns, 40-25	70,686

All-Time Series Results on Page 342 of the Ravens Media Guide.

## 2019 RAVENS / BROWNS LEADERS

### PASSING YARDS [TDs/INTs]

Lamar Jackson . . . 2,889 (33/6)	Baker Mayfield . . . 3,356 (17/17)
Robert Griffin III . . . 129 (1/1)	Odell Beckham Jr. . . . 20 (0/0)

### RUSHING YARDS [AVG.]

Lamar Jackson . . . 1,103 (6.94)	Nick Chubb . . . . . 1,408 (5.21)
Mark Ingram II . . . . . 963 (4.96)	Kareem Hunt . . . . . 167 (4.39)

### RECEIVING YARDS [CATCHES]

Mark Andrews . . . . . 759 (58)	Jarvis Landry . . . . . 1,018 (74)
Marquise Brown . . . . . 563 (43)	Odell Beckham Jr. . . . . 910 (67)
Willie Snead IV . . . . . 317 (28)	Nick Chubb . . . . . 277 (35)

### POINTS

Justin Tucker . . . . . 120	Austin Seibert . . . . . 97
Mark Ingram II . . . . . 88	Nick Chubb . . . . . 48
Mark Andrews . . . . . 48	Jarvis Landry . . . . . 30

### INTERCEPTIONS [YARDS]

Marcus Peters . . . . . 3 (178)	Joe Schobert . . . . . 4 (24)
Josh Byner . . . . . 2 (7)	Justin Burris . . . . . 2 (42)
Marlon Humphrey . . . . . 2 (14)	Seven Players . . . . . 1 (n/a)
Earl Thomas III . . . . . 2 (38)	n/a . . . . . (n/a)

### SACKS [YARDS]

Matthew Judon . . . . . 8.5 (-74.5)	Myles Garrett (susp.) . . . 10 (-63)
Tyus Bowser . . . . . 5 (-35)	Larry Ogunjobi . . . . . 5.5 (-40)
McPhee (IR)/ Onwuasor . . . 3 (n/a)	Chad Thomas . . . . . 4 (-32)

### TACKLES

Marlon Humphrey . . . . . 58	Joe Schobert . . . . . 116
Chuck Clark . . . . . 56	Mack Wilson . . . . . 68

### GROSS PUNTING [NET]

Sam Koch . . . . . 46.1 (39.6)	Jamie Gillan . . . . . 46.0 (40.8)
--------------------------------	------------------------------------

### FIELD GOALS [PCT.]

Justin Tucker . . . . . 23/24 (95.8)	Austin Seibert . . . . . 23/27 (85.2)
--------------------------------------	---------------------------------------

### PUNT RETURN YARDS [AVG.]

Cyrus Jones (NOR) . . . 113 (9.4)	Dontrell Hilliard . . . . . 96 (6.9)
-----------------------------------	--------------------------------------

### KICKOFF RETURN YARDS [AVG.]

Justice Hill . . . . . 227 (18.9)	Dontrell Hilliard . . . . . 421 (24.8)
-----------------------------------	--

## 2019 TALE OF THE TAPE

Category	Ravens	Browns
Record . . . . .	12-2	6-8
Current Streak . . . . .	Won 10	Lost 1
Points Scored . . . . .	472	297
TDs Scored . . . . .	58	33
Rushing TDs Scored . . . . .	19	15
Passing TDs Scored . . . . .	34	17
TDs on Returns . . . . .	5	1
Points Against . . . . .	257	329
TDs Allowed . . . . .	26	38
Rushing TDs Allowed . . . . .	11	15
Passing TDs Allowed . . . . .	13	21
TDs on Returns Allowed . . . . .	2	2
Time of Poss. Avg. . . . .	34:18	30:19
KOR Avg. For . . . . .	17.3	21.5
KOR Avg. Against . . . . .	22.6	20.3
PR Avg. For . . . . .	9.4	6.8
PR Avg. Against . . . . .	9.0	8.9
Sacks . . . . .	34	37
Sacks Allowed . . . . .	25	34
Interceptions . . . . .	12	13
Interceptions Thrown . . . . .	7	17
Fumbles Lost/Recovered . . . . .	5/10	7/5

# RAVENS / BROWNS INFORMATION

## RAVENS / BROWNS CONNECTIONS

### Franchise Connections

- Ravens EVP and Hall of Fame TE **Ozzie Newsome** played 13 seasons (1978-90) in Cleveland. After his Browns playing career, he held positions as a scout, assistant to the head coach/offense/pro personnel and director of pro personnel in Cleveland before moving to Baltimore as VP of player personnel in 1996.
- Baltimore QB **Robert Griffin III** played for the Browns for the 2016 season. Ravens WR **Willie Snead IV** was signed by Cleveland in 2014 as a rookie free agent and spent training camp with the team. ILB **L.J. Fort** began his NFL career as an undrafted rookie free agent in Cleveland in 2012.
- The Ravens' staff is comprised of many people who were invited to join the franchise when it moved from Cleveland, including: SVP of football operations **Pat Moriarty**, EVP of public & community relations **Kevin Byrne**, VP of football video operations **Jon Dubé**, SVP of operations **Bob Eller** and VP of IT **Bill Jankowski**.
- Moriarty started his NFL career with the Browns as a RB in 1979. He went on to join Cleveland's front office as the director of business operations in 1994.
- Baltimore director of player personnel **George Kokinis** was the Browns' GM in 2009. Kokinis began his career with Cleveland as an operations intern (1991) and then as a scout (1992-95).
- Ravens senior player personnel executive **Vincent Newsome** played two seasons (1991-92) for the Browns before becoming a special assignment scout for the team from 1993-95.
- Baltimore defensive line coach **Joe Cullen** held the same title in Cleveland for one season (2013). Baltimore defensive backs coach **Chris Hewitt** served as an intern with the Browns in 2001 through the NFL's Minority Coaching Fellowship Program.
- Ravens east area scout **Bobby Vega** spent 2005-17 within the Browns' scouting department, starting as a scouting assistant and working his way up to director. Baltimore midwest area scout **Dwaune Jones** originally signed with Cleveland as an undrafted rookie free agent in 2000.

### Local Connections

- Ravens **C Matt Skura** (Worthington Kilbourne), who is currently on Injured Reserve, **DT Brandon Williams** (Harmony Prep near Cincinnati) and **DE Chris Wormley** (Whitmer in Toledo) all played high school football in Ohio.
- Baltimore SVP of football operations **Pat Moriarty** was born in Cleveland and was inducted into the athletic Hall of Fame at Benedictine HS.
- Ravens head coach **John Harbaugh** (Perrysburg), defensive coordinator **Don Martindale** (Trotwood), EVP of public & community relations **Kevin Byrne** (Cleveland) and equipment manager **William Sheridan** (Lakewood) were also born in Ohio.
- Baltimore offensive coordinator **Greg Roman** played collegiately at John Carroll, on the east side of Cleveland, garnering All-Ohio Athletic Conference honors in 1993.
- Cleveland GM **John Dorsey** and **P Jamie Gillan** are both natives of Leonardtown, Md.
- Browns chief strategy officer **Paul DePodesta** began his career in pro sports as an intern for the CFL's Baltimore Stallions in 1995. Cleveland director of equipment operations **Brad Melland** also worked for the Stallions from 1994-95.

## WEEK 15 VS. JETS RECAP

### RAVENS 42, JETS 21

M&T Bank Stadium • Dec. 12, 2019 • Week 15

The Ravens clinched a second-consecutive AFC North title with a franchise regular season-record 10th-straight win when they overwhelmed the Jets, 42-21, at M&T Bank Stadium last Thursday. And, for the first time in team history, the Ravens improved to 12-2. QB Lamar Jackson, the leading candidate for NFL MVP honors, was spectacular again, throwing 5 TD passes and rushing for 86 yards (8 carries, 10.8 avg.) The second-year standout finished the game with 1,103 yards, which broke an NFL record for QB rushing yards in a season by QB Michael Vick (1,039 in 2006). Producing a 134.4 QB rating for the contest, Jackson was 15-of-23 for 212 yards. Baltimore opened the game with a 13-0 lead on 2 first-quarter TDs: a 6-yard RB Mark Ingram II sprint and a Jackson-to-WR Miles Boykin 5-yard toss (K Justin Tucker missed PAT). Early in the second quarter, the Jets got on the scoreboard with a 4-yard QB Sam Darnold dart to WR Jamison Crowder. A Jackson-to-TE Mark Andrews 1-yarder gave the Ravens a 21-7 lead at the half. The third quarter belonged to the Ravens, scoring 2 TDs – Jackson to rookie WR Marquise Brown (24 yards) and a 33-yarder to WR Seth Roberts – for a 35-7 advantage. The Jets continued to battle and scored early in the fourth on a blocked punt by LB Tarell Basham that was grabbed by LB B.J. Bello, who raced to the end zone (35-13). The Ravens responded with a Jackson-to-Ingram II 10-yard scoring play (42-13). The Jets completed the scoring with another Darnold-to-Crowder TD connection (18 yards). Darnold produced 18 completions on 32 attempts for 218 yards with 1 INT (S Chuck Clark), while RB Le'Veon Bell added 87 rushing yards. Ingram II tallied 76 yards on the ground for the Ravens. Baltimore set two other season team records: Andrews scored his eighth receiving TD, most in Ravens history by a TE, and Brown tied a rookie WR TD mark with his seventh score of the campaign.



## RAVENS RADIO BROADCASTS

- The Ravens' 2019 radio team features Gerry Sandusky and former Ravens OLB Jarret Johnson. Sandusky, WBAL-TV 11's sports director, delivers the play-by-play for the broadcast team, while Johnson serves as a color analyst.
- Ravens games can be heard on 98Rock (97.9 FM), WBAL 1090 AM/101.5 FM, baltimoreravens.com, in the Ravens mobile app (when fans are in Baltimore) and on 26 regional affiliates. The network broadcast spans four states – Maryland, Pennsylvania, Delaware & Kentucky – and Washington, D.C.
- Additionally, Ravens games can be heard in Spanish on WDCN La Nueva 87.7 FM in the D.C. area. Games are called by David Andrade and Gustavo Salazar, with Ximena Lugo as producer.



# RAVENS WINNING WAYS

## TOP FRANCHISES / SINCE 2000

### TOTAL WINS

1. New England Patriots . . . 266
2. Pittsburgh Steelers . . . 220
3. Indianapolis Colts . . . 209
4. Green Bay Packers . . . 207
- 5. BALTIMORE RAVENS . . . 203**
6. Philadelphia Eagles . . . 202

### SUPER BOWL BERTHS

1. New England Patriots . . . 9
2. New York Giants . . . 3
- Pittsburgh Steelers . . . 3
- Seattle Seahawks . . . 3
- 5. BALTIMORE RAVENS . . . 2**
- Car., Den., Ind., Phi. . . . 2

### SUPER BOWL TITLES

1. New England Patriots . . . 6
- 2. BALTIMORE RAVENS . . . 2**
- New York Giants . . . 2
- Pittsburgh Steelers . . . 2
- Den., GB, Ind., . . . . . 1
- NO, Phi., Sea., TB . . . . . 1

### CONF. TITLE GAMES

1. New England Patriots . . 13
- Philadelphia Eagles . . . . 6
- Pittsburgh Steelers . . . . 6
- 4. BALTIMORE RAVENS . . . . 4**
- Green Bay Packers . . . . 4
- Indianapolis Colts . . . . 4

### WINNING SEASONS

1. New England Patriots . . 19
2. Pittsburgh Steelers . . . . 15
- 3. Baltimore Ravens . . . . 14**
- Green Bay, Indy . . . . . 14
- Seattle . . . . . 14

### PLAYOFF BERTHS

1. New England Patriots . . 17
2. Green Bay Packers . . . . 14
- Indianapolis Colts . . . . 14
4. Seattle Seahawks . . . . 13
- 5. BAL., Phi., Pit. . . . . 12**

### PLAYOFF GAMES

1. New England Patriots . . 40
2. Indianapolis Colts . . . . 26
3. Pittsburgh Steelers . . . 25
- Philadelphia Eagles . . . 25
- 5. BAL., GB, Sea. . . . . 24**

### PLAYOFF WINS

1. New England Patriots . . 30
- 2. BALTIMORE RAVENS . . . 15**
- Pittsburgh Steelers . . . . 15
4. Philadelphia Eagles . . . 14
5. Indianapolis, Seattle . . . 13

### PLAYOFF PERFORMERS



In a magnificent effort showcasing thrilling performances by their defense, offense and special teams units, the Baltimore Ravens won Super Bowl XXXV with a 34-7 victory over the New York Giants. Allowing the Giants a meager 152 total net yards, New York's attack crossed midfield just twice, while Baltimore's "D" posted 4 INTs. LB Ray Lewis was named the game's MVP, capping an accolade-filled season in which he was also tabbed the NFL's Defensive Player of the Year.

Baltimore defeated San Francisco, 34-31, in Super Bowl XLVII, capturing the franchise's second World Championship. After an amazing first-half performance, the Ravens took a commanding 28-6 lead. But following a bizarre, 34-minute power outage that halted play, the 49ers stormed back into contention. Clinging to a 34-29 edge late in the game, the Ravens stood firm on a pivotal goal-line stand, jamming SF on four-straight plays inside the 7-yard line. QB Joe Flacco was named the game's MVP.

### PLAYOFF PERFORMERS

#### PLAYOFF WINNING PERCENTAGE (Since 1970 Merger)

Rk.	Team	Record	Pct.
1.	New England Patriots*****	36-19	.655
2.	<b>Baltimore Ravens**</b>	<b>15-9</b>	<b>.625</b>
	New York Giants****	20-12	.625
4.	San Francisco 49ers*****	30-19	.612
5.	Pittsburgh Steelers*****	36-24	.600

\* Number of Super Bowl Titles

## JOHN HARBAUGH ERA [SINCE 2008]

### PLAYOFF BERTHS

1. New England Patriots . . 11
2. Green Bay Packers . . . . 9
- 3. BALTIMORE RAVENS . . . . 8**
- Seattle Seahawks . . . . . 8
- Indianapolis Colts . . . . . 7
- Kansas City Chiefs . . . . . 7
- New Orleans Saints . . . . . 7
- Pittsburgh Steelers . . . . . 7

### TOTAL WINS

1. New England Patriots . . 161
2. Pittsburgh Steelers . . . 131
- 3. BALTIMORE RAVENS . . . 126**
- Green Bay Packers . . . 126
- New Orleans Saints . . . 126
6. Seattle Seahawks . . . . 118
7. Indianapolis Colts . . . 113
8. Atlanta, Philadelphia . . 111

### PLAYOFF WINS

1. New England Patriots . . 16
- 2. BALTIMORE RAVENS . . . 10**
3. Green Bay Packers . . . . 9
- Seattle Seahawks . . . . . 9
5. Pittsburgh Steelers . . . . 8

### PLAYOFF GAMES

1. New England Patriots . . 23
- 2. BALTIMORE RAVENS . . . 16**
- Green Bay Packers . . . . 16
4. Seattle Seahawks . . . . 15
5. Pittsburgh Steelers . . . . 14

### AFC TITLE GAMES

1. New England Patriots . . 8
- 2. BALTIMORE RAVENS . . . 3**
- Pittsburgh Steelers . . . . 3
4. Denver Broncos . . . . . 2
- Indianapolis Colts . . . . . 2
- New York Jets . . . . . 2

### PLAYOFF ROAD WINS

- 1. BALTIMORE RAVENS . . . . 7**
2. Green Bay Packers . . . . 5
3. New York Jets . . . . . 4
4. Philadelphia Eagles . . . . 3
- San Francisco 49ers . . . . 3
6. Ind., LAC, NYG, Pit., Sea. . 2

### REG. SEASON WINS

1. New England Patriots . . 145
2. Pittsburgh Steelers . . . 123
3. New Orleans Saints . . 119
4. Green Bay Packers . . . 117
- 5. BALTIMORE RAVENS . . 116**
6. Seattle Seahawks . . . . 109
7. Indianapolis Colts . . . 107

### REG. SEASON HOME WINS

1. New England Patriots . . 81
- 2. BALTIMORE RAVENS . . . 71**
- Green Bay Packers . . . . 71
4. Pittsburgh Steelers . . . . 68
5. New Orleans Saints . . . . 67
6. Minnesota Vikings . . . . 65
7. Seattle Seahawks . . . . 63

### SUPER BOWL SUCCESS

The Baltimore Ravens are one of four franchises (New England, NY Giants and Pittsburgh) to win multiple Super Bowls since 2000.

# HEAD COACH JOHN HARBAUGH

## ALL-TIME RAVENS COACHING RECORDS

John Harbaugh is the third head coach in Baltimore Ravens history. He is the franchise's all-time winningest coach (126 total victories).

Coach	Seasons	Reg. Season	Playoffs	Total
<b>John Harbaugh</b>	<b>2008-19</b>	<b>116-74</b>	<b>10-6</b>	<b>126-80</b>
Brian Billick	1999-2007	80-64	5-3	85-67
Ted Marchibroda	1996-98	16-31-1	n/a	16-31-1

**SUPER BOWL  
XLVII  
CHAMPION**



## HARBAUGH COACHING RECORDS (2008-19)

- Overall Career Record... 126-80
- Regular Season Record... 116-74
- at Home... 71-24
- on Road... 45-50
- vs. AFC... 87-55
- vs. AFC North... 43-27
- vs. NFC... 29-19
- Playoffs Record... 10-6
- Home Playoff Games... 2-1
- Road Playoff Games... 7-5
- Super Bowl Record... 1-0
- vs. Cleveland Browns... 19-4

## RAVENS WINS UNDER HARBAUGH

Including playoffs (10-6), the Ravens are 126-80 since John Harbaugh's 2008 arrival, tying for the NFL's third-most total wins.

### TOTAL NFL WINS / INCLUDING PLAYOFFS / SINCE 2008

Rk.	Team	Total Wins
1.	New England Patriots	161
2.	Pittsburgh Steelers	131
3.	<b>Baltimore Ravens</b>	<b>126</b>
	Green Bay Packers	126
	New Orleans Saints	126

## HARBS' RAVENS TENURE

Year	Record	Playoffs (Result)
2019	12-2	Clinched Playoff Berth
2018	10-6	0-1 (Advanced to Wild Card Round)
2017	9-7	No Playoff Berth
2016	8-8	No Playoff Berth
2015	5-11	No Playoff Berth
2014	10-6	1-1 (Advanced to Divisional Round)
2013	8-8	No Playoff Berth
2012	10-6	4-0 (Won Super Bowl XLVII)
2011	12-4	1-1 (Advanced to AFC Championship)
2010	12-4	1-1 (Advanced to Divisional Round)
2009	9-7	1-1 (Advanced to Divisional Round)
2008	11-5	2-1 (Advanced to AFC Championship)

## AN ELITE GROUP

### MOST PLAYOFF WINS BY A COACH / FIRST 11 SEASONS / ALL TIME

Coach (Team)	Playoff Wins	Seasons
Joe Gibbs (Was.)	15	1981-91
Chuck Noll (Pit.)	14	1969-79
Bill Belichick (Cle. & NE)	11	1991-95, 2000-05
<b>John Harbaugh (Bal.)</b>	<b>10</b>	<b>2008-18</b>
Pete Carroll (NE & Sea.)	10	1997-98, 2010-16
Mike McCarthy (GB)	10	2006-16
Andy Reid (Phi.)	10	1999-2009
George Seifert (SF & Car.)	10	1989-96, '99-'01
Bill Walsh (SF)	10	1979-88

## HARBAUGH FAST FACTS

John Harbaugh has led the Ravens to a playoff berth in eight (2008-12, 2014 & 2018-19) of his 12 seasons, and in 2012, captured the franchise's second Super Bowl title. Under "Harbs," the Ravens have secured an appearance in three AFC Championships (2008, 2011 & 2012).

Here are several Harbaugh quick hits:

- Entering Week 16, Baltimore is riding a 10-game winning streak (the NFL's longest in 2019). Baltimore, which last Thursday won the AFC North for the second-straight season, currently holds the conference's top playoff seed.
- The Ravens are currently 12-2 for the first time in team history and have produced a franchise-best 10-game regular season winning streak.
- Coach Harbaugh has led the Ravens to four AFC North Division titles (2011-12, 2018-19).
- The Ravens' 10 playoff wins since 2008 rank second only to New England's 16.
- "Harbs" is the only head coach in NFL history to win a playoff game in each of his first four and five seasons.
- John and his brother, Jim (formerly of the 49ers), are the only head coaches to advance to three conference title games in the first five years as NFL bosses.
- Harbaugh is the only coach in NFL history to win a playoff game in six of the first seven seasons of a coaching career.
- In 2012, Harbaugh became the third coach (with Bill Cowher & Chuck Knox) since the 1970 merger to guide his team to the playoffs in each of his first five seasons.
- Harbaugh owns the fourth-most playoff wins (10, tied) by a coach in his first 11 seasons all time. (See chart at left.)
- With the Ravens' 2014 playoff berth, Harbaugh became one of eight coaches in NFL history to make the postseason in six of their first seven seasons coaching.
- Harbaugh, Tom Landry (Dal.) and Tom Coughlin (Jax./NYG) own the most road playoff wins (7) by a HC in NFL history.

# HEAD COACH JOHN HARBAUGH

## ACTIVE HEAD COACH WINNING PERCENTAGE

Baltimore Ravens head coach John Harbaugh owns the fourth-best winning percentage (.612) among active coaches (min. 75 games), compiling a strong 126-80 record (including playoffs).

## ACTIVE HEAD COACHES / CAREER WINNING PERCENTAGE (Totals Include Regular Season and Playoff Games / Min. 75 Games)

Rk.	Coach	Team	Seasons	Record	Pct.
1.	Bill Belichick	Cle./NE	1991-95, 2000-19	303-137	.689
2.	Mike Tomlin	Steelers	2007-19	141-79-1	.640
3.	Sean Payton	Saints	2006-19	137-83	.623
4.	<b>John Harbaugh</b>	<b>Ravens</b>	<b>2008-19</b>	<b>126-80</b>	<b>.612</b>
5.	Andy Reid	Phi./KC	1999-2019	217-142-1	.604
6.	Mike Zimmer	Vikings	2014-19	58-38-1	.603
7.	Pete Carroll	NYJ/NE/Sea.	'94, '97-'99, '10-19	143-96-1	.598

## HARBS' REG. SEASON TRENDS

On grass	56-36
Artificial turf	60-38
September	27-14
October	20-25
November	36-13
December	30-20
January	3-2
Leading at halftime	95-18
Leading after 3 quarters	102-16
When scoring first	86-25
Positive or even turnover ratio	92-31
Scoring 20 or more points	99-34
Scoring 30 or more points	44-5
Totaling 350 or more net yards	66-28
Rushing for 150 or more yards	43-9
Holding opp. under 250 net yards	42-6
Holding opp. under 21 points	95-15
Holding opp. under 15 points	66-7

## POSTSEASON SUCCESS: ACTIVE COACHES

### PLAYOFFS WIN PERCENTAGE (Min. 5 Games)

Rk.	Coach	Rec.	Pct.
1.	Bill Belichick	31-11	.738
2.	<b>John Harbaugh</b>	<b>10-6</b>	<b>.625</b>
3.	Dan Quinn	3-2	.600
4.	Sean Payton	8-6	.571
5.	Pete Carroll	10-8	.556

### SUPER BOWL TITLES

1. Bill Belichick	6
2. <b>John Harbaugh</b>	<b>1</b>
Pete Carroll	1
Sean Payton	1
Doug Pederson	1
Mike Tomlin	1

## HARBAUGH'S CAREER STOPS

Team	Position	Years
<b>Baltimore Ravens</b>	<b>Head Coach</b>	<b>2008-19</b>
Philadelphia Eagles	Secondary	2007
Philadelphia Eagles	Special Teams Coord.	1998-2006
Indiana University	DBs/Special Teams Coord.	1997
University of Cincinnati	Assistant Head Coach	1995-96
University of Cincinnati	TEs/OLBs/RBs/Special Teams	1989-94
Morehead State	DBs/ST Coord./S&C Coach	1988
University of Pittsburgh	Tight Ends	1987
Western Michigan	Graduate Assistant	1984-86

## RAVENS UNDER HARBAUGH: SINCE 2008

# 3

**AFC TITLE GAMES**  
(2nd Most - tied, Pit.)

# 7

**ROAD PLAYOFF WINS**  
(NFL High)

# 8

**PLAYOFF BERTHS**  
(3rd Most, tied)

# 10

**PLAYOFF WINS**  
(2nd Most, NE - 16)

# 71

**WINS AT HOME**  
(2nd Most, tied)

# 126

**TOTAL VICTORIES**  
(3rd Most, tied)

## 12-2 AFC NORTH CHAMPION RAVENS RIDING 10-GAME WINNING STREAK:

*The 2019 AFC North champion Ravens are 12-2 for the first time in team history. Baltimore's 10-game winning streak is the NFL's longest this season and the longest in regular season franchise history.*



# RAVENS OFFENSIVE NOTES

## ROMAN IS THE O.C.

Following the 2018 season, the Ravens named Greg Roman their offensive coordinator. Roman is a 21-year NFL coaching veteran who spent 2018 as the team's assistant head coach/TEs coach. He re-joined the Ravens in 2017 as a senior offensive assistant/TEs coach after his first stint with the team as an assistant O-line coach from 2006-07. Previously, Roman was a successful "O" coordinator with the Bills (2015-16) and 49ers (2011-14). With each team, Roman worked with QBs who totaled their highest single-season passer ratings under his guidance: Tyrod Taylor (Bills – 99.4 in 2015), Colin Kaepernick (49ers – 98.3 in 2012) and Alex Smith (49ers – 104.1 in 2012).



## 2019: A YEAR OF TEAM RECORDS

In 2019, Baltimore has already shattered single-season franchise records in total TDs (58), points (472) and rushing yards (2,830).

TOTAL TDs		POINTS		RUSHING YARDS	
Rk.	Year	Rk.	Year	Rk.	Year
1.	2019	1.	2019	1.	2019
	58		472		2,830
2.	2009	2.	2014	2.	2003
	46		409		2,674
3.	2014	3.	2012	3.	2018
	46		398		2,441

## SINGLE-GAME RECORDS SET IN 2019

On Sept. 8 at Miami, the Ravens established team records for most points (59) and yards (643) in a game, beating the Dolphins 59-10.

### MOST TOTAL NET YARDS / RAVENS SINGLE-GAME HISTORY

Rk.	Yards	Date/Opp.	Result
1.	643	9/8/19 at Mia.	W, 59-10
2.	553	9/25/11 at STL	W, 37-7
3.	548	12/13/09 vs. Det.	W, 48-3

### MOST POINTS / RAVENS SINGLE-GAME HISTORY

Rk.	Points	Date/Opp.	Result
1.	59	9/8/19 at Mia.	W, 59-10
2.	55	11/11/12 vs. Oak.	W, 55-20
3.	49	11/10/19 at Cin.	W, 49-13

Two of Baltimore's Top 3 all-time scoring outputs have occurred in 2019.

## MAKING THE MOST OF IT

Baltimore ranks first in the NFL in average time of possession per game, with a 34:18 mark. The Ravens have also produced the NFL's most offensive drives resulting in touchdowns (53).

### AVG. TIME OF POSS. / GAME

Rk.	Team	TOP
1.	Baltimore	34:18
2.	Philadelphia	32:49
3.	New Orleans	32:10

### OFFENSIVE TD DRIVES

Rk.	Team	TD Drives
1.	Baltimore	53
2.	San Francisco	45
3.	Tampa Bay	44

## RAVENS RUN GAME FAST FACTS

- Under John Harbaugh, when rushing for at least 125 yards, the Ravens have produced a 66-14 record. Baltimore is 43-9 when rushing for at least 150 yards and 21-2 when tallying at least 200 under "Harbs."
- Four of the Ravens' all-time Top 10 rushing outputs have occurred in 2019: 285 at LAR (5th), 269 vs. Cin. (7th), 265 at Mia. (9th) & 263 vs. Hou. (11th).
- The Ravens are on pace to rush for 3,234 yards, which would set a new 16-game NFL record that is currently held by the 1978 Patriots (3,165).

## 2019 RANKINGS

2ND – TOTAL YPG

1ST – RUSH YPG

26TH – PASS YPG

1ST – PPG

## TOP OFFENSIVE RANKINGS

Entering Week 16, Baltimore's offensive attack ranks No. 2 in yards per game and No. 1 in points per game.

2019 TOTAL OFFENSE	
Rk. Team	YPG
1. Dallas	434.0
2. Baltimore	409.7
3. Tampa Bay	400.1
4. Seattle	387.1

2019 SCORING OFFENSE	
Rk. Team	PPG
1. Baltimore	33.7
2. San Francisco	29.9
3. Tampa Bay	29.7
4. Kansas City	28.1

## BIG PLAY "O"

Baltimore's "O" has been explosive through 14 games of the 2019 campaign, producing the NFL's most (121) big plays (any 10+ rush or 20+ pass completion).

### TOTAL BIG PLAYS

Rk. Team	Total Big Plays
1. Baltimore	121 (81 rush, 40 pass)
2. Dallas	111 (50 rush, 61 pass)
3. San Francisco	109 (56 rush, 53 pass)

### 10+ YARD RUSHES

Rk. Team	10+
1. Baltimore	81
2. San Francisco	56
3. Ten. & Sea.	54

### 20+ YARD RUSHES

Rk. Team	20+
1. Baltimore	21
2. San Francisco	15
3. Ari. & Sea.	14

**2.95** – Points per drive the Ravens average, ranking No. 1 in the NFL. (Dallas & Kansas City are second at 2.47.)

**6.20** – Yards-per-play average by the Ravens, ranking as the NFL's third-best mark.

**23** – Touchdowns the Ravens have scored on their last 29 drives in the red zone (79.3% eff.), dating back to Week 9's 37-20 win over New England.

**46.3** – Baltimore's success rate on third down, ranking No. 3 in the NFL.




# RAVENS DEFENSIVE NOTES

## WINK IS THE D.C.

In his first year (2018) as Baltimore's D.C., Don "Wink" Martindale led the Ravens' unit to a No. 1-overall ranking, allowing an NFL-best 292.9 yards per game. Baltimore also permitted the league's second-fewest points per game (17.9), just behind Chicago's 17.7. For his coaching efforts, Martindale was recognized by *SI/MMQB* as the Assistant Coach of the Year and was the *AP* NFL runner-up (then-Bears' DC Vic Fangio) for the same award.

The 2019 campaign marks Martindale's 15th season in the NFL, where he has also spent time with Oakland (2004-08) and Denver (2009-10). In 2010, he was Denver's D.C.



## 2019 "D" NUMBERS TO RAVE ABOUT

**5** – Defensive TDs by the Ravens this season. Here are the most D-TDs in Ravens single-season history: 2004 - 7, 2006 - 6, 2008 - 6, 2015 - 5, 2019 - 5.

**15** – Total TDs the Ravens have allowed in their last 10 games, which have all been wins. The 15 TDs are the NFL's fewest allowed since Week 5 when Baltimore's 10-game win streak began.

**34.6** – Defensive red zone TD% permitted by the Ravens during their 10-game winning streak, ranking as the NFL's second-best mark since Week 5. (Denver is at 30.7%.)

**78.5** – Defensive passer rating for Baltimore in 2019, which stands as the NFL's third-best mark.

**100** – QB hits by the Ravens' defense in 2019, ranking as the NFL's second most (Pittsburgh has 101). Of these, OLB Matthew Judon has 29, which rank fourth in the NFL.

**281.8** – Total yards allowed by Baltimore in the past 10 games (all victories), ranking as the NFL's fourth fewest since Week 5.

## BALTIMORE: THE SHUTOUT CITY

Since 2017, 23 shutouts have been pitched by defenses throughout the NFL. Of those, a league-high 4 have come courtesy of the Ravens.

MOST SHUTOUTS (Since 1996 / Ravens' Inception)		MOST SHUTOUTS (Since 2017)	
Rk.	Team	Rk.	Team
1.	Baltimore Ravens	1.	Baltimore Ravens
2.	New England Patriots	2.	Den. / Jax.
	San Francisco 49ers		LAR / NE

## RAVENS ALL-TIME "D" COORDINATORS

Don Martindale joined a long line of great Ravens defensive coordinators, four of whom have gone on to become NFL head coaches: Marvin Lewis (1996-2001), Mike Nolan (2002-04), Rex Ryan (2005-08) and Chuck Pagano (2011).

<b>Don Martindale</b> (2018-19)	Rex Ryan (2005-08)
Dean Pees (2012-17)*	Mike Nolan (2002-04)
Chuck Pagano (2011)	Marvin Lewis (1996-2001)*
Greg Mattison (2009-10)	* Super Bowl-winning DC

## 2019 RANKINGS

- 6TH** – TOTAL YPG
- 5TH** – RUSH YPG
- 7TH** – PASS YPG
- 4TH** – PPG

*In 2019, Baltimore ties for the NFL lead with 5 defensive touchdowns (3 INTs & 2 FRs). The Ravens' 13 D-TDs since 2017 also rank as the NFL's most.*

### MOST DEFENSIVE TDs / 2019

Rk.	Team	D-TDs
1.	Baltimore	5
	New England	5
	NY Jets	5
	Tampa Bay	5

### MOST D-TDs / SINCE 2017

Rk.	Team	D-TDs
1.	Baltimore	13
2.	LA Rams	11
3.	Chi., Jax., KC & TB.	10

## RAVENS "D" UNDER HARBAUGH

Don Martindale leads a defensive unit that, during the John Harbaugh Era (2008-19), has been superb.

### POINTS PER GAME ALLOWED

- New England . . . 18.9
- Baltimore** . . . . . 19.0
- Pittsburgh . . . . . 19.1

### TOUCHDOWNS ALLOWED

- Baltimore** . . . . . 381
- Pittsburgh . . . . . 395
- New England . . . . . 409

### TOTAL NET YARDS ALLOWED

- Pittsburgh . . . . . 308.8
- Baltimore** . . . . . 315.4
- NY Jets . . . . . 324.4

### OPPONENT PASSER RATING

- Baltimore** . . . . . 79.3
- Buffalo . . . . . 80.6
- Pittsburgh . . . . . 82.5

### RUSHING YARDS ALLOWED

- Pittsburgh . . . . . 94.5
- Baltimore** . . . . . 96.8
- Minnesota . . . . . 101.9

### THIRD-DOWN DEFENSE

- Baltimore** . . . . . 36.1
- Denver . . . . . 36.5
- Houston . . . . . 37.0

## SACK CITY, USA

In 2018's Week 6 win at the Titans, Baltimore racked up a franchise-best 11 sacks, tying for the second most by a team in league history. They also stand as the most in an NFL game since 2012 (SD, 11).

### MOST SINGLE-GAME SACKS RAVENS HISTORY

- 10/14/18 at Ten.** . . . . . 11
- 11/24/11 vs. SF. . . . . 9
- 11/26/06 vs. Pit. . . . . 9
- 11/16/97 vs. Phi. . . . . 9

**2019 Big-Play "D" Scores Big: Baltimore became the first team since 1970 to record a defensive TD of at least 65 yards in three-consecutive games: Marcus Peters 89 INT at Cin. (11/10), Marlon Humphrey 70 FR vs. NE (11/3) & Marcus Peters 67 INT at Sea. (10/20).**

# RAVENS SPECIAL TEAMS NOTES

## HORTON INHERITS A RICH HISTORY

Following the retirement of longtime ST coordinator Jerry Rosburg, Chris Horton took over as the Ravens' special teams coach in 2019. Horton served as Rosburg's assistant for the past three seasons and now leads Baltimore's standout ST battery.

### SIX PRO BOWLERS

• Six Ravens have earned eight combined Pro Bowl honors during the John Harbaugh Era (since 2008): ST Brendon Ayanbadejo (2008), K Billy Cundiff (2010), RS Jacoby Jones (2012), K Justin Tucker (2013 & 2016), LS Morgan Cox (2015 & 2016) and P Sam Koch (2015).

### PRIME KICKER & PUNTER

• Two-time Pro Bowl K Justin Tucker, who the Ravens signed as a rookie free agent, owns the NFL's most FGs (260) since entering the NFL in 2012. With a 90.6% career success mark, "Tuck" is the most accurate kicker in league history (260-of-287 on FGAs). Earning his first Pro Bowl nod in 2015, P Sam Koch's 46.7 gross average ranked No. 9 in the NFL that season, while his 42.9 net average was No. 2. In 2017, Koch led the NFL in both punts inside the 10 (16) and the 20 (a franchise-record 40).

### 2018: ANOTHER RAVENS RETURN MAN SCORES BIG

• In 2018's Week 12 win vs. Oakland, Baltimore CB/RS Cyrus Jones posted a 70-yard punt return TD, marking the Ravens' first PR-TD since 10/15/17, when Michael Campanaro had a 77-yarder vs. Chicago. Dating back to 2011, six different Ravens have returned punts for touchdowns: Campanaro, Kaelin Clay, Tandon Doss, C. Jones, Jacoby Jones and Lardarius Webb.

### RAVENS' BIG RETURNS IN JONES' MAGICAL SEASON

• Led by Pro Bowl RS Jacoby Jones in the 2012 Super Bowl season, Baltimore ranked first in the NFL in KOR average (27.3). Jones, who became the first player ever to record dual KORs of at least 105 yards in a career, tied for a league-leading 3 kick return TDs (2 KORs & 1 PR). He also tied an NFL record for longest KOR in a Super Bowl with his 108-yard KOR-TD. (In 2014's game at Pit., he added another 108-yarder to his resume, marking 4 total KOR-TDs over 100 yards in his career.)

## BALTIMORE BLOCK PARTY

Since 2014, the Ravens own the NFL's third-most (tied) blocked kicks (15), including an NFL-high 4 (tied) in 2016.

### BLOCKED KICKS / SINCE 2014

Rk.	Team	Blocks
1.	New England	18
2.	Philadelphia	17
3.	<b>Baltimore</b>	<b>15</b>
	Miami	15

### MOST BLOCKED KICKS (2016 Season)

Rk.	Team	Blocks
1.	<b>Baltimore</b>	<b>4</b>
	Miami	4
3.	Five Teams	3

### RAVENS' 15 BLOCKS: BREAKDOWN [SINCE 2014]

Total Blocks ... 15	1st Qtr. .... 4	When Losing ... 8
FG Blocks ..... 9	2nd Qtr. .... 2	When Winning ... 5
PAT Blocks ..... 3	3rd Qtr. .... 3	When Tied ..... 2
Punt Blocks .... 3	4th Qtr. .... 6	Record ..... 11-4



## SEVEN STRAIGHT IN TOP 6

In the past seven seasons (2012-18), in the annual special teams report from senior NFL writer Rick Gosselin, Baltimore has ranked in the NFL's Top 6 for seven-straight seasons. (Gosselin's report is recognized by NFL teams as a special teams measuring stick.)

### RAVENS SPECIAL TEAMS RANKINGS IN RICK GOSSELIN'S ANNUAL REPORT (Past Seven Seasons)

Season	Ranking
2018	.6th
2017	.4th
2016	.5th
2015	.1st
2014	.5th
2013	.5th
2012	.2nd

No other NFL team has been in the Top 6 (or even the Top 10) in each of the past seven seasons.

## TOP KOR AVERAGE

Since 2008, when John Harbaugh became the Ravens' head coach, Baltimore owns the NFL's No. 1 KOR average (24.8).

### NFL KICKOFF RETURN AVERAGE (Since 2008 / Harbaugh's Baltimore Tenure)

Rk.	Team	KOR	Yards	Avg.	Long	TDs
1.	<b>Baltimore Ravens</b>	<b>498</b>	<b>12,351</b>	<b>24.8</b>	<b>108t</b>	<b>7</b>
2.	Minnesota Vikings	536	13,114	24.5	109t	10
3.	New York Jets	577	13,785	23.9	107t	7

# RAVENS PERSONNEL NOTES



## EVP & GM ERIC DECOSTA

Eric DeCosta's loyalty, love and pride for the Baltimore Ravens are unmatched. A pillar of the organization's well laid foundation, DeCosta has been with the franchise since Day One, first beginning as an intern during the inaugural 1996 season and then ascending to the personnel department's chief decision-maker in 2019.

Prior to being named executive vice president and general manager this past January – succeeding the legendary Ozzie Newsome – DeCosta, 48, received GM interview offers annually from multiple teams in recent years. However, he never seriously considered leaving Baltimore. Simply put, Eric's respect for – and thorough understanding of – the Ravens' culture aligned perfectly with his pursuit of a dream job.

## 24TH RAVENS SEASON

*"The perfect word is seamless. He's had the experience of watching how Ozzie [Newsome] takes over a room – building a consensus, but [knowing] you have to make the final call. Building that strong consensus with great football minds is what has allowed Ozzie to have the success he's had, and I think Eric obviously understands that very well. The Ravens should be in great hands."*

*– ESPN's Mel Kiper Jr. on DeCosta's transition to GM*

## FIRST-ROUND FINDS

The Ravens have tabbed 24 players in the first round. These picks have earned 61 combined Pro Bowls, multiple Defensive POY Awards, two Super Bowl MVPs and three HOF selections.

### RAVENS ALL-TIME FIRST-ROUND DRAFT PICKS

Year	Name	Pick	Pro Bowls
1996	T Jonathan Ogden* –	4	11
1996	LB Ray Lewis* ++ ~ –	26	13
1997	LB Peter Boulware*	4	4
1998	CB Duane Starks*	10	
1999	CB Chris McAlister*	10	3
2000	RB Jamal Lewis*=	5	1
2000	WR Travis Taylor	10	
2001	TE Todd Heap*	31	2
2002	S Ed Reed*+ –	24	9
2003	OLB Terrell Suggs*+	10	7
2003	QB Kyle Boller	19	
2005	WR Mark Clayton*	22	
2006	DT Haloti Ngata*	12	5
2007	G Ben Grubbs*	29	2
2008	QB Joe Flacco^ ~	18	
2009	T Michael Oher*	23	
2011	CB Jimmy Smith	27	
2013	S Matt Elam	32	
2014	LB C.J. Mosley*	17	4
2015	WR Breshad Perriman	26	
2016	T Ronnie Stanley	6	
2017	CB Marlon Humphrey	16	
2018	TE Hayden Hurst	25	
2018	QB Lamar Jackson	32	
2019	WR Marquise Brown	25	

\* All-Rookie Team    ^ Rookie of the Year (*NFL.com* Fan Vote)  
 ~ Super Bowl MVP    + Defensive Player of the Year Award  
 = Offensive Player of the Year Award    – Pro Football Hall of Fame

## HOMEGROWN PRO BOWLERS

Year Drafted (Rd.)	Name	Pro Bowls
1996 (1st)	LB Ray Lewis	13
1996 (1st)	T Jonathan Ogden	11
2002 (1st)	S Ed Reed	9
2003 (1st)	OLB Terrell Suggs	7
<b>2007 (3rd)</b>	<b>G Marshal Yanda</b>	<b>7</b>
2006 (1st)	DT Haloti Ngata	5
1997 (1st)	OLB Peter Boulware	4
<b>2014 (1st)</b>	<b>LB C.J. Mosley</b>	<b>4</b>
1999 (1st)	CB Chris McAlister	3
2008 (2nd)	RB Ray Rice	3
2015 (RFA)	LS Morgan Cox #	2
2001 (1st)	TE Todd Heap	2
1996 (5th)	WR/RS Jermaine Lewis	2
2007 (4th)	FB Le'Ron McClain	2
2000 (6th)	OLB Adalius Thomas	2
2012 (RFA)	K Justin Tucker #	2
2007 (1st)	G Ben Grubbs	1
2013 (4th)	FB Kyle Juszczyk	1
2006 (6th)	P Sam Koch	1
2000 (1st)	RB Jamal Lewis	1
2002 (RFA)	LB Bart Scott #	1
<b>2013 (3rd)</b>	<b>DT Brandon Williams</b>	<b>1</b>

# Undrafted rookie free agent    **Bold indicates 2018 Pro Bowler**

# 22

Homegrown Ravens  
Pro Bowlers

# 19

Drafted Ravens  
To Earn Pro Bowl  
Honors

# 3

Undrafted Rookies  
To Earn Pro Bowl  
Honors

**Ravens' Three Hall of Famers: Jonathan Ogden (2013), Ray Lewis (2018) & Ed Reed (2019):**

**Baltimore has drafted three players (Ogden, Lewis & Reed) who were selected to the Pro Football Hall of Fame. For Ogden & Lewis, it was the first time ever two players were drafted in the same round (1st in 1996) by a team and reached the HOF in their initial year of eligibility.**

# RAVENS PERSONNEL NOTES

## RAVENS DRAFT SUCCESS ACROSS THE BOARD

- 1ST** → Jonathan Ogden ('96), Ray Lewis ('96), Peter Boulware ('97), Chris McAlister ('99), Jamal Lewis ('00), Todd Heap ('01), Ed Reed ('02), Terrell Suggs ('03), Haloti Ngata ('06), Joe Flacco ('08), Jimmy Smith ('11), C.J. Mosley ('14), Ronnie Stanley ('16), Marlon Humphrey ('17), Lamar Jackson ('18)
- 2ND** → Jamie Sharper ('97), Ray Rice ('08), Torrey Smith ('11), Courtney Upshaw ('12), Kelechi Osemele ('12), Timmy Jernigan ('14)
- 3RD** → Casey Rabach ('01), Marshal Yanda ('07), Lardarius Webb ('09), Brandon Williams ('13), Orlando Brown ('18), Mark Andrews ('18)
- 4TH** → Edwin Mulitalo ('99), Jarret Johnson ('03), Le'Ron McClain ('07), Dennis Pitta ('10), Kyle Juszczyk ('13), Za'Darius Smith ('15), Tavon Young ('16)
- 5TH** → Jermaine Lewis ('96), Dawan Landry ('06), Arthur Jones ('10), Pernell McPhee ('11), Rick Wagner ('13), Matthew Judon ('16)
- 6TH** → Adalius Thomas ('00), Chester Taylor ('02), Sam Koch ('06), Haruki Nakamura ('08), Tyrod Taylor ('11), Chuck Clark ('17), Bradley Bozeman ('18)
- 7TH** → DeAngelo Tyson ('12), Michael Campanaro ('14), Zach Sieler ('18)
- RFA** → Mike Flynn ('97), Priest Holmes ('97), Will Demps ('02), Bart Scott ('02), Ma'ake Kemoeatu ('02), Jameel McClain ('08), Dannell Ellerbe ('09), Morgan Cox ('10), Justin Tucker ('12), James Hurst ('14), Zach Orr ('14), Patrick Onwuasor, ('16) Michael Pierce ('16), Matt Skura ('16), Patrick Ricard ('17), Gus Edwards ('18)

## RAVENS 20/20 CLUB

The Ravens' "20/20 Club" includes members of the personnel staff who started with as young assistants and grew into evaluators with more input. The term "20/20" refers to hiring 20-year-olds for \$20,000. But according to Ozzie Newsome: "The guys actually started when they were a little older than 20 and for more than \$20,000, but that's what we call them."

### RAVENS "20/20 CLUB" GRADUATES (Current Scouts)

Name	Joined Ravens	Current Title
George Kokinis	1991 (w/ Browns)	Dir. of Player Personnel
Eric DeCosta	1996	EVP & General Manager
Joe Hortiz	1998	Dir. of Player Personnel
Mark Azevedo	2005	Player Personnel Coor.
David Blackburn	2007	West Area Scout
Andrew Raphael	2013	Southeast Area Scout
Brandon Berning	2015	Midwest/SW Area Scout
Joey Cleary	2015	Northeast Area Scout
Patrick Williams	2016	College Scout
Corey Frazier	2017	Pro Scout

## UNDRAFTED ROOKIE STREAK

Undrafted rookies LB Otaru Alaka (now on IR) and C Patrick Mekari made the Ravens' 2019 Week 1 roster, marking the 16th-straight season a RFA has made Baltimore's team. That stretch ties for the NFL's second-longest active streak.

### CONSECUTIVE SEASONS W/ ROOKIE FA ON WEEK 1 ROSTER (Current NFL Streaks)

Rk.	Team	Seasons
1.	Indianapolis Colts	21
2.	<b>Baltimore Ravens</b>	<b>16</b>
	New England	16

## SUPER BOWLS SINCE 2000

### MOST SUPER BOWL CHAMPIONSHIPS (Since 2000 Season)



Titles	Team	Seasons
6	New England Patriots	'01, '03-04, '14, '16, '18
2	<b>Baltimore Ravens</b>	<b>2000, '12</b>
2	New York Giants	2007, '11
2	Pittsburgh Steelers	2005, '08

## THE WIZARDRY OF OZ

Ozzie Newsome's legacy is unlike any the game has seen. Known throughout all of sports as a premier leader, Newsome is a Hall of Fame player, the architect of Baltimore's 2000 and 2012 Super Bowl championship teams and an elite evaluator who became the NFL's first African American GM. In 2019, his longtime top lieutenant, Eric DeCosta, took over as the Ravens' EVP & GM. However, Newsome maintains a significant role within the organization as its executive VP.

### OZZIE NEWSOME CAREER SNAPSHOT

- NFL's first African American General Manager (promoted in 2002)
- Architect of Ravens 2000 & 2012 Super Bowl Championship Teams
- NFL Executive of the Year (2000)
- Pro Football Hall of Fame (class of 1999)
- State of Alabama Hall of Fame (class of 1995)
- National Football Foundation College Hall of Fame and NCAA Hall of Fame (class of 1994)
- 13-Year NFL Tight End with Cleveland Browns (1978-90)
- Three-Time Pro Bowler (1981, 1984-85)
- Four-Time Cleveland Touchdown Club Offensive Player of the Year
- Member of NFL Policy-Making Groups: Competition Comm. & Player Care Found. Board



# IRONMEN / TURNOVERS NOTES

## CARR IS THE IRON HORSE

CB Brandon Carr's 190-consecutive starts rank as the NFL's longest active streak among defensive players. They stand second overall among all NFL players.

### NFL CONSECUTIVE GAMES STARTED / CURRENT STREAKS

Rk.	Player	Games
1.	QB Philip Rivers (LAC) . . . . .	222
2.	<b>CB Brandon Carr (Bal.) . . . . .</b>	<b>190</b>
3.	DE Cameron Jordan (NO) . . . . .	127
4.	T Mitchell Schwartz (KC) . . . . .	126
	QB Russell Wilson (Sea.) . . . . .	126
6.	S Malcolm Jenkins (Phi.) . . . . .	101
7.	T Jake Matthews (Atl.) . . . . .	92

## RAVENS IRONMEN

### RAVENS CONSECUTIVE GAMES PLAYED / ACTIVE STREAKS

Rk.	Player	Games
1.	Sam Koch	222
2.	Justin Tucker	126
3.	Anthony Levine Sr.	110

### RAVENS CONSECUTIVE GAMES PLAYED / ALL-TIME STREAKS

Rk.	Player	Games	Years
1.	<b>Sam Koch</b>	<b>222</b>	<b>2006-present</b>
2.	Jarret Johnson	129	2003-11
3.	<b>Justin Tucker</b>	<b>126</b>	<b>2012-present</b>
4.	Joe Flacco	122	2008-2015
5.	Peter Boulware	111	1997-2003

### RAVENS ALL-TIME GAMES PLAYED

Rk.	Player	Games	Years
1.	Terrell Suggs	229	2003-18
2.	Ray Lewis	228	1996-2012
3.	<b>Sam Koch</b>	<b>222</b>	<b>2006-present</b>
4.	Matt Stover	207	1996-2008
5.	Jonathan Ogden	177	1996-2007
6.	<b>Marshal Yanda</b>	<b>176</b>	<b>2007-present</b>
7.	Joe Flacco	163	2008-18
8.	Ed Reed	160	2002-12
9.	<b>Morgan Cox</b>	<b>148</b>	<b>2010-present</b>
10.	Jarret Johnson	143	2003-11
11.	Chris McAlister	135	1999-2008
	Haloti Ngata	135	2006-14
13.	Kelly Gregg	134	2001-10
14.	Mike Flynn	133	1998-2007
	Todd Heap	133	2001-10

## TWO DURABLE RAVENS

Among active NFL players, P Sam Koch (222) & CB Brandon Carr (190) each rank first at their respective positions for current streaks of most consecutive games played.

### CONSECUTIVE GAMES PLAYED / CURRENT NFL STREAKS

#### PUNTERS

1.	<b>Sam Koch (Bal.) . . . . .</b>	<b>222</b>
2.	Brett Kern (Ten.) . . . . .	190
3.	Dustin Colquitt (KC) . . . . .	182

#### CORNERBACKS

1.	<b>Brandon Carr (Bal.) . . . . .</b>	<b>190</b>
2.	Casey Hayward (LAC) . . . . .	94
3.	Byron Jones (Dal.) . . . . .	78

## TURNOVER MARGIN SINCE 2008

Since John Harbaugh's 2008 Baltimore arrival, the Ravens have produced the NFL's fifth-best turnover differential (+53).

### NFL's TOP TURNOVER DIFFERENTIALS

(Since 2008 / John Harbaugh Era)

Rk.	Team	Takeaways	Giveaways	Turnover Diff.
1.	New England	343	186	+157
2.	Green Bay	317	210	+107
3.	Seattle	315	244	+71
4.	Kansas City	305	240	+65
5.	<b>Baltimore</b>	<b>305</b>	<b>252</b>	<b>+53</b>
6.	Carolina	325	295	+30

Note: The Ravens (+10) are sixth in the NFL in 2019.

## TURNOVER MARGIN AT HOME

Baltimore owns a +56 differential at home during the John Harbaugh Era, ranking as the league's third-best mark.

### NFL's TOP TURNOVER DIFFERENTIALS / AT HOME

(Since 2008 / John Harbaugh Era)

Rk.	Team	Takeaways	Giveaways	Turnover Diff.
1.	Green Bay	181	95	+86
2.	New England	176	91	+85
3.	<b>Baltimore</b>	<b>166</b>	<b>110</b>	<b>+56</b>
4.	Seattle	169	115	+54

## TURNOVER TABLE SINCE 2000

Year	TA/TO	Plus/Minus	Record
2019	22/12	+10	12-2
2018	17/20	-3	10-6
2017	34/17	+17	9-7
2016	28/23	+5	8-8
2015	14/28	-14	5-11
2014	22/20	+2	10-6
2013	24/29	-5	8-8
2012	25/16	+9	10-6
2011	26/24	+2	12-4
2010	27/20	+7	12-4
2009	32/22	+10	9-7
2008	34/21	+13	11-5
2007	23/40	-17	5-11
2006	40/23	+17	13-3
2005	26/36	-10	6-10
2004	34/23	+11	9-7
2003	41/38	+3	10-6
2002	31/32	-1	7-9
2001	28/36	-8	10-6
2000	49/26	+23	12-4
<b>Total</b>	<b>577/506</b>	<b>+71</b>	<b>188-130</b>

## THE RAVENS ARE...

Since 2000, here are the Ravens' records in a game:

When turnover ratio is +2 or better . . . . .	84-5
When turnover ratio is +1 or better . . . . .	119-17
When turnover ratio is even . . . . .	36-25
When turnover ratio is negative . . . . .	32-86

# THAT M&T MAGIC

## HOME UNDER HARBS

Under John Harbaugh (since 2008) the Ravens own the NFL's third-best home winning percentage (.747), going 71-24 at M&T Bank Stadium.

### NFL'S BEST REGULAR SEASON HOME RECORDS (John Harbaugh Era / Since 2008)

Rk.	Team	Record	Pct.
1.	New England Patriots	81-13	.862
2.	Green Bay Packers	71-23-2	.750
3.	<b>Baltimore Ravens</b>	<b>71-24</b>	<b>.747</b>
4.	Pittsburgh Steelers	68-28	.708
5.	New Orleans Saints	67-29	.698

## RAVENS DEFEND THE BANK

The Ravens have been outstanding at home since they arrived in Baltimore. Below are their respective home records and corresponding NFL rankings during several periods.

### RAVENS HOME RECORDS / NFL RANKINGS

Time Period (Milestone)	Record	NFL Rank
Since 2010 (Past Nine-Plus Seasons)	59-20	3
Since 2008 (John Harbaugh's Arrival)	71-24	3
Since 2000 (First Super Bowl Season)	116-42	2
Since 1998 (M&T Bank Stadium Opened)	124-50	3
Since 1996 (Team's Inception)	131-58-1	4

## HOME "D" UNDER HARBS (SINCE 2008)

<b>16.9</b>	<b>74.7</b>	<b>301.6</b>
POINTS ALLOWED PER GAME (NFL'S BEST)	OPPONENT PASSER RATING (NFL'S BEST)	YARDS ALLOWED PER GAME (NFL'S BEST)

Dating back to 2008, the Ravens have outscored opponents 2,416 to 1,604 at home. In their 71 wins during this span, the margin of victory has been 14.1 points per game.

The Ravens own a +812 point differential at home under John Harbaugh, ranking No. 3 in the NFL (NE is +1,187 & GB is +829).

Baltimore is 33-0 under Harbaugh when allowing 12 points or fewer at home.

## HOME "D" DOMINANCE DATES WAY BACK

The Ravens' "D" has been stout at home for many seasons. Since 2003, Baltimore ranks at the top in several key categories:

### BEST NFL DEFENSES AT HOME / SINCE 2003

#### POINTS PER GAME (Fewest Allowed)

1. Baltimore	16.6
2. New England	16.8
3. Pittsburgh	18.2

#### TOTAL DEFENSE (Fewest Yards Allowed)

1. Baltimore	295.3
2. Pittsburgh	298.1
3. NY Jets	313.3

#### INTERCEPTIONS

1. New England	163
2. Baltimore	162
3. Green Bay	160

#### SACKS

1. Minnesota	382
2. Pittsburgh	371
3. Baltimore	354

## HOME FAST FACTS

- The Ravens are 20-8 at home in the month of December under John Harbaugh and 40-16 in such games during their history.
- Under Harbaugh, the Ravens are 22-4 in November home games, producing the NFL's best such record. The Ravens have won 20 of their past 23 home games during the month.
- Under Harbaugh, the Ravens are 18-3 in September home games. The Ravens have won 21 of their past 24 home games in the month of September (dating back to 2006).
- Under Harbaugh (since 2008), Baltimore has gone 19-5 against NFC teams at M&T Bank Stadium, producing the best home record by an AFC squad vs. the "other" conference.
- Baltimore has won 22 of its last 27 home games vs. NFC teams.
- In their history, the Ravens have hosted 19 games when the temperature was below 40 degrees. Baltimore is 16-3 in such games.
- Baltimore is 8-1 at home in November against AFC North foes under Harbaugh. Overall under Harbaugh, the Ravens are 23-10 in home games played against AFC North foes.
- Baltimore has won 19 of its last 27 home games vs. AFC North foes.
- The Ravens are 14-3 at home all time against teams from the West Coast (Oak. - 6-1, SD - 3-1, SF - 3-0 and Sea. - 2-1).

## BEST HOME DEFENSE

Baltimore has permitted an NFL-best 16.9 ppg at home during the John Harbaugh Era. Under "Harbs," the Ravens are 31-0 at home when allowing 10 points or fewer. In 20 of those games, the Ravens gave up no more than 7 points.

### FEWEST POINTS/GAME ALLOWED AT HOME

(Since 2008 / John Harbaugh Era)

Rk.	Team	PPG
1.	<b>Baltimore</b>	<b>16.9</b>
2.	New England	17.9
3.	Pittsburgh	18.6



# ALL-TIME RESULTS / TRENDS

## RAVENS ALL-TIME RECORDS

	<b>Overall Record</b>	<b>Home</b>	<b>Away</b>
Overall.....	212-169-1	132-58-1	80-111
In M&T Bank Stadium (since 1998).....	125-50	125-50	n/a
Coached by Ted Marchibroda.....	16-31-1	11-12-1	5-19
Coached by Brian Billick.....	80-64	50-22	30-42
Coached by John Harbaugh.....	116-74	71-24	45-50
vs. AFC Teams.....	163-131	102-51	61-80
vs. AFC North.....	61-45	36-17	25-28
vs. AFC Central (1996-2001).....	26-28	13-14	13-14
vs. AFC East.....	27-21	19-5	8-16
vs. AFC South.....	19-17	13-5	6-12
vs. AFC West.....	26-20	17-7	9-13
vs. NFC Teams.....	54-39-1	35-10-1	19-29
vs. NFC North.....	8-8	6-2	2-6
vs. NFC Central (1996-2001).....	3-5	3-1	0-4
vs. NFC East.....	13-9-1	8-2-1	5-7
vs. NFC South.....	12-8	6-4	6-4
vs. NFC West.....	18-9	12-1	6-8
On Monday Night Football.....	13-11	5-2	8-9
On Thursday Night Football.....	8-5	7-1	1-4
On Saturday.....	4-1	2-0	2-1
On Sunday Night Football.....	15-13	9-3	6-10
In Overtime.....	13-13-1	7-4-1	6-9
Ravens Shutout Wins.....	14-0	6-0	8-0
In Season Openers.....	13-11	8-4	5-7
Indoors.....	6-15	n/a	6-15

Note: Baltimore has played in Houston's Reliant/NRG Stadium five times (3-2), Indy's Lucas Oil Stadium twice (0-2), Dallas' Texas Stadium once (1-0) and Atlanta's Mercedes-Benz Stadium once (1-0). Three of those games at Reliant Stadium (12/13/10, 10/21/12 & 12/21/14) came when the roof was closed, meaning those games were "indoors," while the other games listed are considered "outdoors" due to open roofs.

In August.....	0-1	0-1	0-0
In September.....	50-32	32-8	18-24
In October.....	39-52	20-20	19-32
In November.....	61-39-1	37-13-1	24-26
In December.....	57-41	40-16	17-25
In January.....	5-4	3-0	2-4

## RAVENS RESULTS WHEN...

<b>Team</b>	<b>Since 2000</b>	<b>Since 2008</b>	<b>2019</b>	<b>Offense</b>	<b>Since 2000</b>	<b>Since 2008</b>	<b>2019</b>
Record.....	188-130	116-74	12-2	Scoring 20 or more points.....	150-49	99-34	12-2
vs. AFC North (since 2002).....	61-45	43-27	3-1	Scoring 30 or more points.....	64-7	44-5	7-0
vs. AFC.....	141-98	87-55	8-2	Having 20 or more first downs.....	92-52	70-33	10-2
vs. NFC.....	47-32	29-19	4-0	Totaling 350 or more net yards.....	91-43	66-28	8-2
Home.....	117-42	72-24	6-1	At least 35 minutes time of poss.....	55-7	35-5	7-0
Away.....	71-88	45-50	6-1	Rushing for 150 or more yards.....	68-17	43-9	9-2
On grass.....	94-72	56-36	9-2	When not throwing an INT.....	107-24	69-17	9-1
Artificial turf.....	94-58	60-38	3-0	With a 100-yard rusher.....	63-22	35-9	7-1
Outdoors.....	183-118	110-66	12-2	Without a 100-yard rusher.....	125-108	81-65	5-1
Indoors.....	5-12	4-7	0-0	With a 100-yard receiver.....	40-23	27-16	2-0
September.....	42-25	27-14	2-2	Without a 100-yard receiver.....	148-107	90-58	10-2
October.....	36-41	20-25	3-0	With a 300-yard passer.....	23-19	20-14	1-0
November.....	56-27	36-13	4-0	Without a 300-yard passer.....	165-111	96-60	11-2
December.....	49-34	30-20	3-0	<b>Defense</b>	<b>Since 2000</b>	<b>Since 2008</b>	<b>2019</b>
January.....	5-3	3-2	0-0	When scoring a defensive TD.....	48-7	26-5	3-0
Leading at halftime.....	150-24	95-18	11-0	When returning an INT for a TD.....	35-3	17-2	2-0
Trailing at halftime.....	27-93	14-51	0-2	When returning a fumble for a TD.....	15-4	11-3	3-0
Tied at halftime.....	11-13	7-5	1-0	Recording 3 or more sacks.....	100-39	54-25	4-0
Tied after 3 quarters.....	5-7	3-3	1-0	Holding opp. under 250 net yards.....	58-6	42-6	4-0
Leading After 3 quarters.....	160-18	102-16	10-0	Holding opp. under 21 points.....	151-36	95-15	10-0
Trailing after 3 quarters.....	24-104	11-58	1-2	Holding opp. under 15 points.....	114-16	66-7	4-0
Decided by 7 points or fewer.....	77-72	46-48	5-1	Allowing a 100-yard rusher.....	19-29	12-18	2-1
Decided by 3 points or fewer.....	43-40	27-26	2-0	Not allowing a 100-yard rusher.....	168-102	104-56	10-1
When scoring first.....	132-40	86-25	10-1	Allowing a 100-yard receiver.....	38-41	21-25	1-1
When not scoring first.....	57-90	30-49	2-1	Not allowing a 100-yard receiver.....	151-88	95-49	11-1
Positive or even turnover ratio.....	156-43	92-31	11-1	Allowing a 300-yard passer.....	24-29	16-21	1-2
Negative turnover ratio.....	32-87	24-43	1-1	Not allowing a 300-yard passer.....	163-101	100-53	11-0
Winning penalty ratio.....	83-54	52-28	4-1				
Losing penalty ratio.....	91-66	54-38	6-1				
Overtime.....	10-11	7-8	1-0				
When returning a KOR for a TD.....	5-3	5-2	0-0				
When returning a PR for a TD.....	9-3	5-1	0-0				

# LAMAR JACKSON NOTES

## THE YEAR OF LAMAR

- ✗ Baltimore is 18-3 with Jackson as its starter (12-2 this season). Since his first NFL start (Week 11 of 2018), Jackson's 18 regular season wins rank as the most among all NFL starting QBs.
- ✗ Jackson is the only QB in NFL history to produce at least 2,500 passing yards and 1,000 rushing yards in a single season. (He has 2,889 passing & 1,103 rushing yards in 2019, with two games still to play.)
- ✗ Jackson has been responsible for an NFL-best 40 total TDs this season (33 passing & 7 rushing).
- ✗ Jackson's 33 TD passes lead the NFL in 2019 and tie Vinny Testaverde (1996) for the most in franchise history.
- ✗ In his last seven games, Jackson has thrown 22 TDs and 1 INT, completing 70.3% of his passes for 1,239 yards and a 130.9 rating. He also has 527 rushing yards and 4 rushing TDs..
- ✗ Jackson has rushed for 1,103 yards in 2019, marking the most by a quarterback in NFL single-season history.
- ✗ In Week 15 vs. NYJ, Jackson produced his third game this season (also at Mia. & at LAR) with 5 passing TDs, becoming the sixth QB in NFL history to register at least three 5-TD passing games in a single season.
- ✗ Jackson has also thrown at least 4 TDs in an NFL-best four games this season. He has also thrown at least 3 TDs in an NFL-best seven games this season.
- ✗ In Week 15 vs. NYJ, Jackson rushed for at least 85 yards while throwing for 5 TDs for the second time in his career. (He also did this on 11/25/19 at LAR.) Cam Newton is the only other player in NFL history to accomplish the 85 rushing yards/5 passing TDs feat in a game, doing so once during his 2015 MVP campaign.
- ✗ Jackson has produced two perfect passer ratings this season (at Cin. & at Mia.), making him one of two QBs in NFL history (Ben Roethlisberger, 2007) to attain the pristine 158.3 mark twice in a single season.
- ✗ In Weeks 11 (vs. Hou) and 12 (at LAR), Jackson became the first NFL player ever to throw at least 4 passing TDs and have at least 50 yards rushing in back-to-back games.
- ✗ Jackson owns the NFL single-season record for most 100-yard rushing games (4 in 2019) by a quarterback.
- ✗ Jackson registered at least 60 rushing yards in nine-straight games (4-12) this season, ranking as the most consecutive 60+ rushing outputs by a QB in NFL single-season history.
- ✗ Jackson's 6.94 ypc rush avg. in 2019 ranks No. 1 in the NFL. He has posted an NFL-high 247 rushing yards on third down.
- ✗ In Week 6's victory over Cincinnati, Jackson became the first player ever to pass for 200 yards (236) and rush for 150 yards (152) in a regular season game. (Colin Kaepernick also accomplished this feat in a 2013 playoff game.)
- ✗ In Week 2's win over Arizona, Jackson became the only player in NFL history to throw for at least 250 yards and rush for at least 120 yards in a regular season game.
- ✗ Michael Vick (8), Jackson (5) and Russell Wilson (4) own the most "double-triples" (at least 100 rushing and passing yards in the same game) in league history.

## TOTAL TOUCHDOWNS / 2019

1. Lamar Jackson (Bal.) ..... 40
2. Deshaun Watson (Hou.) ..... 33
3. Russell Wilson (Sea.) ..... 31
- Jameis Winston (TB) ..... 31

## PASSING TOUCHDOWNS / 2019

1. Lamar Jackson (Bal.) ..... 33
2. Jameis Winston (TB) ..... 30
3. Russell Wilson (Sea.) ..... 28

## NFL PASSER RATING / 2019

1. Drew Brees (NO) ..... 115.3
2. Ryan Tannehill (Ten.) ..... 114.6
3. Lamar Jackson (Bal.) ..... 112.8

## MOST RUSHING YARDS

### (Quarterbacks / Single-Season NFL History)

1. Lamar Jackson (2019) ..... 1,103
2. Michael Vick (2006) ..... 1,039
3. Bobby Douglass (1972) ..... 968
4. Randall Cunningham (1990) ..... 942
5. Michael Vick (2004) ..... 902



LAMAR JACKSON

### Jackson's 2019 NFL Rankings

- ✗ 40 TOTAL TOUCHDOWNS - No. 1
- ✗ 33 PASSING TDs - No. 1
- ✗ 8.9 PASS TD% - No. 1
- ✗ 112.8 QB RATING - No. 3
- ✗ 6.94 RUSHING AVG. - No. 1
- ✗ 1,103 RUSHING YARDS - No. 8
- ✗ 64 RUSHING FIRST DOWNS - No. 3
- ✗ 7 RUSHING TDs - No. 10 (T)



# LAMAR JACKSON NOTES

## WHAT A START

In Week 1 at Miami (9/8), QB Lamar Jackson completed 17 of 20 passes for 324 yards, 5 TDs and 0 INTs for a perfect 158.3 passer rating. He is one of nine QBs in NFL history with at least 300 passing yards, 5 TDs and a 158.3 rating in a game.

### QUARTERBACKS w/ 300 YARDS, 5 TDs & A 158.3 RATING (NFL History)

Player	Date/Opp.	Cmp-Att.	Pct.	Yards	TDs
Aaron Rodgers	10/20/19 vs. Oak.	25-31	80.6	429	5
Deshaun Watson	10/6/19 vs. Atl.	28-33	84.8	426	5
<b>Lamar Jackson</b>	<b>9/8/19 at Mia.</b>	<b>17-20</b>	<b>85.0</b>	<b>324</b>	<b>5</b>
Ben Roethlisberger	11/8/18 vs. Car.	22-25	88.0	328	5
Jared Goff	9/27/18 vs. Min.	26-33	78.8	465	5
Nick Foles	11/3/13 at Oak.	22-28	78.6	406	7
Drew Brees	11/30/09 vs. NE	18-23	78.3	371	5
Tom Brady	10/21/07 at Mia.	21-25	84.0	354	6
Peyton Manning	9/28/03 at NO	20-25	80.0	314	6

## PASSING TOUCHDOWNS

### RAVENS SINGLE-GAME HISTORY

Quarterback/Date/Opp.	TDs
<b>Lamar Jackson, 12/12/19 vs. NYJ</b> .....	<b>5</b>
<b>Lamar Jackson, 11/25/19 at LAR</b> .....	<b>5</b>
<b>Lamar Jackson, 9/8/19 at Mia</b> .....	<b>5</b>
Joe Flacco, 10/12/14 at TB.....	5
Tony Banks, 9/10/00 vs. Jax.....	5

## COMPLETION PCT.

### RAVENS SINGLE-GAME HISTORY

Quarterback/Date/Opp.	Pct.
<b>Lamar Jackson, 11/10/19 at Cin</b> .....	<b>88.2</b>
<b>Lamar Jackson, 9/8/19 at Mia</b> .....	<b>85.0</b>
Joe Flacco, 11/1/09 vs. Den.....	80.0

## PASSER RATING

### RAVENS SINGLE-GAME HISTORY

Quarterback/Date/Opp.	Rate
<b>Lamar Jackson, 11/10/19 at Cin</b> .....	<b>158.3</b>
<b>Lamar Jackson, 9/8/19 at Mia</b> .....	<b>158.3</b>
Joe Flacco, 10/12/14 at TB.....	149.7

JACKSON IS THE YOUNGEST QB IN NFL HISTORY TO PRODUCE A PERFECT PASSER RATING. INCREDIBLY, HE'S DONE IT TWICE.

## CONSECUTIVE PASSES, NO INTs

### RAVENS ALL-TIME HISTORY

Quarterback/Dates	Passes
<b>Lamar Jackson, 11/25/18-9/29/19</b> .....	<b>248</b>
<b>Lamar Jackson, 10/6/19-12/8/19</b> .....	<b>181</b>
Joe Flacco, 9/25/16-10/23/16.....	176

## JACKSON'S 2019 HONOR ROLL

- ✗ AFC Offensive Player of the Month (November)
- ✗ AFC Offensive Player of the Week (Week 12 at LAR)
- ✗ AFC Offensive Player of the Week (Week 10 at Cin.)
- ✗ AFC Offensive Player of the Week (Week 9 vs. NE)
- ✗ AFC Offensive Player of the Week (Week 1 at Mia.)
- ✗ FedEx Air Player of the Week (Week 12 at LAR)
- ✗ FedEx Air Player of the Week (Week 10 at Cin.)
- ✗ FedEx Air Player of the Week (Week 1 at Mia.)
- ✗ FedEx Ground Player of the Week (Week 6 vs. Cin.)

## PASSING TOUCHDOWNS

### RAVENS SINGLE-SEASON HISTORY

Rk.	Quarterback (Year)	TDs
<b>1.</b>	<b>Lamar Jackson (2019)</b> .....	<b>33</b>
	Vinny Testaverde (1996).....	33
3.	Joe Flacco (2014).....	27
4.	Joe Flacco (2010).....	25
5.	Joe Flacco (2012).....	22

## PASSER RATING

### RAVENS SINGLE-SEASON HISTORY

Rk.	Quarterback (Year)	Rate
<b>1.</b>	<b>Lamar Jackson (2019)</b> .....	<b>112.8</b>
2.	Joe Flacco (2010).....	93.6
3.	Joe Flacco (2014).....	91.0
4.	Joe Flacco (2009).....	88.9
5.	Vinny Testaverde (1996).....	88.7

## TD PASS PERCENTAGE

### RAVENS SINGLE-SEASON HISTORY

Rk.	Quarterback (Year)	TD%
<b>1.</b>	<b>Lamar Jackson (2019)</b> .....	<b>8.9</b>
2.	Vinny Testaverde (1996).....	6.0
3.	Tony Banks (1999).....	5.3
	Trent Dilfer (2000).....	5.3
5.	Joe Flacco (2010).....	5.1

## MOST WINS BY A STARTING QUARTERBACK (SINCE WEEK 11 OF 2018 / JACKSON'S FIRST NFL START)

Rk.	Quarterback	Record
<b>1.</b>	<b>Lamar Jackson (Bal.)</b> .....	<b>18-3</b>
2.	Russell Wilson (Sea.).....	17-4
3.	Tom Brady (NE).....	15-5
4.	Deshaun Watson (Hou.).....	14-7
5.	Four Players.....	13-8

# LAMAR JACKSON NOTES

## 100-YARD RUSHING GAMES (Quarterbacks / Single-Season NFL History)

1. Lamar Jackson (2019) ..... 4
2. Russell Wilson (2014) ..... 3
- Michael Vick (2006) ..... 3
- Michael Vick (2004) ..... 3

## CAREER 100-YARD RUSHING GAMES (Quarterbacks / NFL History)

1. Michael Vick ..... 10
2. Lamar Jackson ..... 5
3. Russell Wilson ..... 4
4. R. Cunningham, B. Douglass ..... 3
- D. McNabb, C. Newton & T. Rote ..... 3

## MOST CAREER GAMES w/ 5 TD PASSES & 85+ YARDS RUSHING YARDS (NFL History)

1. Lamar Jackson ..... 2
2. Cam Newton ..... 1

**Note:** Newton's "5/85" game came during his 2015 NFL MVP campaign.

## MOST GAMES w/ 5 TD PASSES (NFL Single-Season History)

1. Peyton Manning (2004)\* ..... 4
2. Lamar Jackson (2019) ..... 3
- Cam Newton (2015)\* ..... 3
- Drew Brees (2011) ..... 3
- Tom Brady (2007)\* ..... 3
- Daunte Culpepper (2004) ..... 3

\* Won NFL MVP

## MOST GAMES w/ 4+ TD PASSES (2019 Season)

1. Lamar Jackson (Bal.) ..... 4
2. Jimmy Garoppolo ..... 3
- Jameis Winston (TB) ..... 3

## MOST GAMES w/ 3+ TD PASSES (2019 Season)

1. Lamar Jackson (Bal.) ..... 7
2. Drew Brees (NO) ..... 5
- Patrick Mahomes (KC) ..... 5
- Matthew Stafford (Det.) ..... 5
- Dak Prescott (Dal.) ..... 5
- Deshaun Watson (Hou.) ..... 5
- Jameis Winston (TB) ..... 5

### ESPN: The Undefeated's William Rhoden

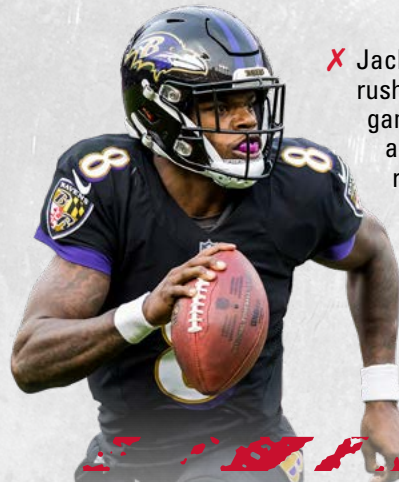
*"Get rid of distinctions, stereotypes and labels that limit, marginalize and underestimate. Lamar Jackson is a quarterback – not a running quarterback, or an athletic quarterback or a dual-threat quarterback. He is a winning quarterback. That's the only distinction that matters."*

### NFL.com's Gregg Rosenthal

*"The Ravens have taken an approach that appears to have come out of the 1970s and made it new, because [Lamar] Jackson is unlike any quarterback in football, and he deserves an offense to match. This is the history of the NFL writ small, mixing the old and the out-of-fashion with the cutting-edge, then racing to the end zone before the rest of the league can catch up."*

### ESPN.com's Michael Wilbon

*"This guy is that good on his feet. He is Fred Astaire and Bo Jackson in concert. He's that good."*



X Jackson registered at least 60 rushing yards in nine-straight games (4-12) this season, ranking as the most consecutive 60+ rushing outputs by a QB in NFL single-season history.

X His 6.94 ypc rush avg. in 2019 ranks No. 1 in the NFL. He has posted an NFL-high 247 rushing yards on third down.

## 2019 NFL RUSHING LEADERS

Entering Week 16, QB Lamar Jackson ranks eighth in the NFL in rushing yards (1,103), while RB Mark Ingram II (963) is No. 11.

### MOST NFL RUSHING YARDS / 2019 SEASON

Rk.	Player	Att.	Yards	Avg.	TDs	LG
1.	Nick Chubb (Cle.)	270	1,408	5.21	8	88
2.	Derrick Henry (Ten.)	271	1,329	4.90	13	74
3.	Christian McCaffrey (Car.)	265	1,307	4.93	14	84
4.	Chris Carson (Sea.)	270	1,190	4.41	7	59
5.	Ezekiel Elliott (Dal.)	270	1,188	4.40	11	31
6.	Josh Jacobs (Oak.)	242	1,150	4.75	7	51
7.	Dalvin Cook (Min.)	250	1,135	4.54	13	75
8.	<b>Lamar Jackson (Bal.)</b>	<b>159</b>	<b>1,103</b>	<b>6.94</b>	<b>7</b>	<b>47</b>
9.	Leonard Fournette (Jax.)	250	1,081	4.32	3	81
10.	Carlos Hyde (Hou.)	224	1,030	4.59	5	58
11.	<b>Mark Ingram II (Bal.)</b>	<b>194</b>	<b>963</b>	<b>4.96</b>	<b>10</b>	<b>53</b>

# MARSHAL YANDA NOTES

## STANDING GUARD

G Marshal Yanda, considered one of the greatest to ever wear a Ravens uniform, has earned seven-career Pro Bowls, which tie (Terrell Suggs) for fourth in franchise history. In 2019, only four active NFL O-linemen have played in more games than Yanda, who stands at 176 contests.

### MOST PRO BOWLS (Ravens History)

LB Ray Lewis.....	13
T Jonathan Ogden.....	11
S Ed Reed.....	9
OLB Terrell Suggs.....	7
<b>G Marshal Yanda.....</b>	<b>7</b>



### MOST GAMES PLAYED (Active NFL O-Linemen)

T Andrew Whitworth (LAR) ..	213
T Jason Peters (Phi.) .....	203
T Donald Penn (Was.).....	192
T Joe Staley (SF).....	179
<b>G Marshal Yanda (Bal.) ...</b>	<b>176</b>



### Bengals DT Geno Atkins on Marshal Yanda:

*"When I tell my son or daughter about football [someday], I'll tell them he was one of the best guards I went up against in the league. He's got nastiness, he's physical, and he has finesse. He's strong, but if you try to beat him with a little finesse, he can handle that, too, because he's got good feet. He's got the whole package."*

### DID YOU KNOW?

- G Marshal Yanda is one of 17 players in NFL history to earn at least 7 Pro Bowls as a guard. Of those, Yanda is one of just five (Larry Allen, Ed Budde, Alan Faneca & Gene Upshaw) to win a Super Bowl.
- Yanda has played in 176 games (165 starts), ranking as the second-most games played among O-linemen in Ravens history (Jonathan Ogden – 177).

## A SEASONED PRO

G Marshal Yanda's seven Pro Bowls tie (Maurkice Pouncey & Trent Williams) for second among active O-linemen (Jason Peters' nine are first).

*Yanda's seven Pro Bowls rank as the most among active NFL guards.*

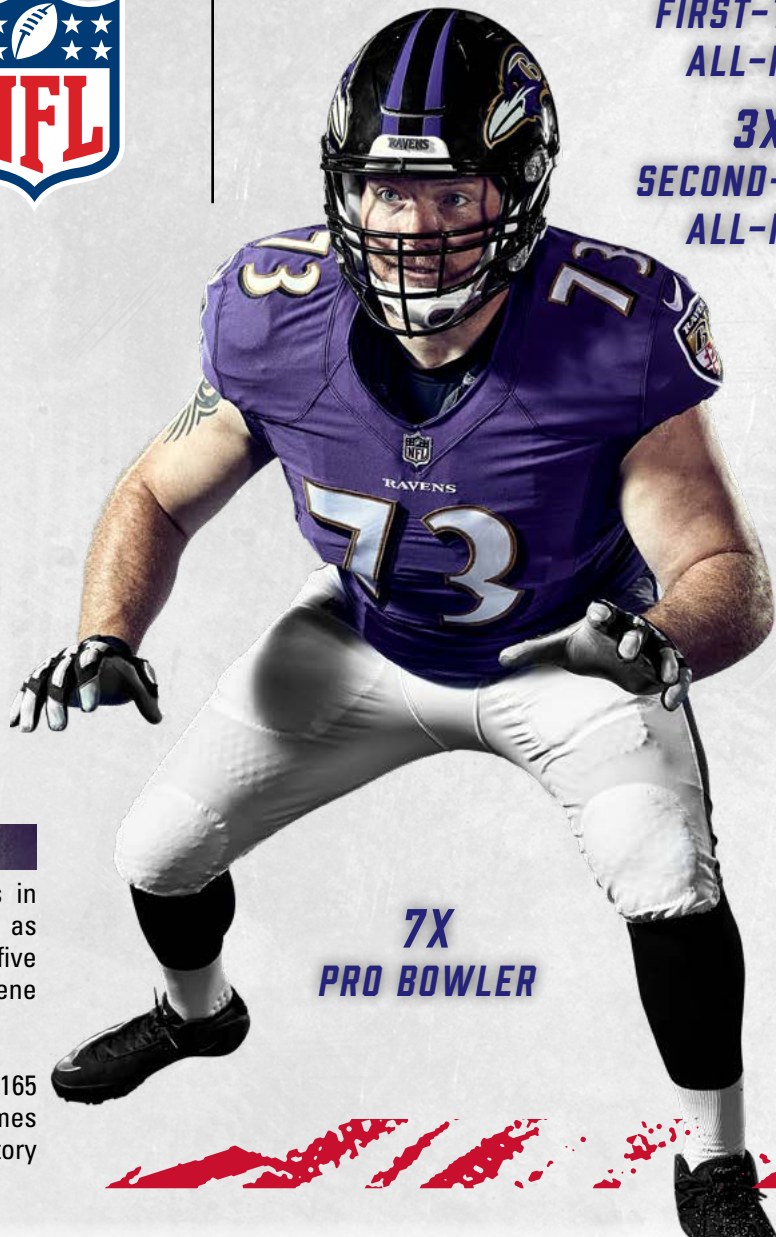
### MOST PRO BOWLS / ACTIVE O-LINEMEN

Rk.	Player (Team)	Pro Bowls
1.	T Jason Peters (Phi.).....	9
2.	<b>G Marshal Yanda (Bal.).....</b>	<b>7</b>
	C Maurkice Pouncey (Pit.).....	7
	T Trent Williams (Was.).....	7

*Note: 2019 Pro Bowl Invites Not Yet Announced as of Publication*

**2X**  
**FIRST-TEAM**  
**ALL-PRO**

**3X**  
**SECOND-TEAM**  
**ALL-PRO**



**7X**  
**PRO BOWLER**

**MARSHAL YANDA**

# MARK INGRAM II NOTES



**2X  
PRO BOWLER**

## INGRAM II'S YPC RANKS NO. 1

Dating back to 2014, RB Mark Ingram II's 4.75 YPC average ranks No. 1 among active NFL RBs (min. 600 attempts).

### NFL YARDS-PER-CARRY AVERAGE / SINCE 2014

Rk.	Player	Att.	Yards	Avg.	TDs	LG
1.	<b>Mark Ingram II (Bal.)</b>	<b>1,159</b>	<b>5,508</b>	<b>4.75</b>	<b>49</b>	<b>75</b>
2.	Chr. McCaffrey (Car.)	601	2,840	4.73	23	84
3.	Derrick Henry (Ten.)	772	3,622	4.69	35	99
4.	Ezekiel Elliott (Dal.)	1,138	5,236	4.60	39	60
5.	Lamar Miller (Hou.)	1,126	4,905	4.36	29	97

*In Week 3 at KC, RB Mark Ingram II produced 3 rushing TDs for the second time (11/12/17) in his standout career. It marked the fifth 3-TD rushing performance ever by a Raven, as Ray Rice (2011), Willis McGahee (2010) and Jamal Lewis (2006 & 2003) also accomplished the feat.*

## TOUCHDOWN MACHINE

Among active RBs, Mark Ingram II's 49 rushing scores since 2014 are the league's second most (Todd Gurley – 56). Among active RBs overall, his 60 rushing TDs rank as the league's fourth most.

### RUSHING TOUCHDOWNS (Active RBs / Since 2014)

- Todd Gurley (LAR)..... 56
- Mark Ingram II (Bal.)..... 49**
- Ezekiel Elliott (Dal.)..... 39
- Latavius Murray (NO)..... 39
- Derrick Henry (Ten.)..... 35

### RUSHING TOUCHDOWNS (Active Running Backs)

- Adrian Peterson (Was.)... 110
- Frank Gore (Buf.)..... 79
- LeSean McCoy (KC)..... 73
- Mark Ingram II (Bal.)..... 60**
- Todd Gurley (LAR)..... 56

## 2019 NFL RUSHING LEADERS

Entering Week 16, QB Lamar Jackson ranks eighth in the NFL in rushing yards (1,103), while RB Mark Ingram II (963) is No. 11. The duo leads Baltimore's top-ranked run game (202.1 ypg).

### MOST NFL RUSHING YARDS / 2019 SEASON

Rk.	Player	Att.	Yards	Avg.	TDs	LG
1.	Nick Chubb (Cle.)	270	1,408	5.21	8	88
2.	Derrick Henry (Ten.)	271	1,329	4.90	13	74
3.	Christian McCaffrey (Car.)	265	1,307	4.93	14	84
4.	Chris Carson (Sea.)	270	1,190	4.41	7	59
5.	Ezekiel Elliott (Dal.)	270	1,188	4.40	11	31
6.	Josh Jacobs (Oak.)	242	1,150	4.75	7	51
7.	Dalvin Cook (Min.)	250	1,135	4.54	13	75
8.	<b>Lamar Jackson (Bal.)</b>	<b>159</b>	<b>1,103</b>	<b>6.94</b>	<b>7</b>	<b>47</b>
9.	Leonard Fournette (Jax.)	250	1,081	4.32	3	81
10.	Carlos Hyde (Hou.)	224	1,030	4.59	5	58
11.	<b>Mark Ingram II (Bal.)</b>	<b>194</b>	<b>963</b>	<b>4.96</b>	<b>10</b>	<b>53</b>

### 2019 Rushing Quick Hits:

- X** Ingram II has produced at least 6 rushing TDs in six-straight seasons, marking the NFL's longest active streak. Not since Adrian Peterson (seven, from 2007-13) has an NFL player scored at least 6 rushing TDs in six-straight seasons.
- X** Ingram II has tallied four 100-yard rushing games this season and 19 overall for his career. In Week 12's win over LAR, he posted 111 yards and 1 TD on 15 carries (7.4 ypc).

## 2019 NFL RUSHING TDs

Rk.	Player	TDs
1.	Aaron Jones (GB).....	14
	Christian McCaffrey (Car.)....	14
3.	Dalvin Cook (Min.).....	13
	Derrick Henry (Ten.).....	13
5.	Ezekiel Elliott (Dal.).....	10
5.	<b>Mark Ingram II (Bal.).....</b>	<b>10</b>
	Todd Gurley (LAR).....	10

## 2019 NFL SCRIMMAGE TDs

Rk.	Player	TDs
1.	Christian McCaffrey (Car.)....	18
2.	Aaron Jones (GB).....	17
3.	Derrick Henry (Ten.).....	15
4.	<b>Mark Ingram II (Bal.).....</b>	<b>14</b>
5.	Dalvin Cook (Min.).....	13

## RAVENS SCRIMMAGE TDs

Rk.	Player	TDs
1.	Ray Rice (2011).....	16
2.	<b>Mark Ingram II (2019).....</b>	<b>14</b>
	Michael Jackson (1996).....	14
	Jamal Lewis (2003).....	14
	Willis McGahee (2009).....	14



**MARK INGRAM II**

# MARK ANDREWS & MARQUISE BROWN NOTES

## THE 2019 ANDREWS IMPACT

### 2019 NFL RECEIVING LEADERS / TIGHT ENDS

#### RECEIVING YARDS

Rk.	Tight End	Yards
1.	Travis Kelce	1,131
2.	Darren Waller	1,001
3.	Zach Ertz	.888
	George Kittle	.888
5.	Mark Andrews	.759

#### RECEPTIONS

Rk.	Tight End	Rec.
1.	Travis Kelce	86
2.	Zach Ertz	84
2.	Darren Waller	80
4.	George Kittle	73
5.	Austin Hooper	61
6.	Mark Andrews	58

#### REC. TOUCHDOWNS

Rk.	Tight End	TDs
1.	Mark Andrews	.8
2.	Darren Fells	.7
3.	Jared Cook, Zach Ertz	.6
	Austin Hooper	.6
	Kyle Rudolph	.6

#### 20+ YARD RECEPTIONS

Rk.	Tight End	20+ Rec.
1.	Mark Andrews	14
	George Kittle	14
3.	Travis Kelce	13
4.	Jared Cook, Zach Ertz	12
	Darren Waller	12

**8**  
RECEIVING TDs

THE MOST BY  
A TE IN RAVENS  
SINGLE-SEASON  
HISTORY

MARK ANDREWS



TE Mark Andrews owns the two longest receptions by a TE in Ravens history: 74-yarder vs. Oak. (11/25/18) & 68-yarder at LAC (12/22/18).

## ANDREWS' ASCENT

With 97 more receiving yards, TE Mark Andrews (currently 759 yards) will break the Ravens' single-season record by a tight end (Todd Heap, 855).

#### MOST RAVENS RECEIVING YARDS (Single-Season / Tight Ends)

1. Todd Heap (2005)	.855	4. Shannon Sharpe (2000)	.810
2. Todd Heap (2002)	.836	5. Todd Heap (2006)	.765
3. Shannon Sharpe (2001)	.811	6. Mark Andrews (2019)	.759
		7. Dennis Pitta (2010)	.729
		8. Todd Heap (2003)	.693

## ANDREWS SETS FRANCHISE MARK

In Week 15 vs. the Jets, TE Mark Andrews recorded his eighth TD catch of year to establish a new single-season franchise record by a tight end.

#### RECEIVING TOUCHDOWNS / RAVENS TIGHT ENDS (Single-Season Franchise History)

Rk.	Player (Season)	Rec. TDs
1.	Mark Andrews (2019)	8
2.	Dennis Pitta (2012)	7
	Todd Heap (2005)	7

## 2019 ROOKIE RECEIVING LEADERS

Among rookies entering Week 16, WR Marquise Brown is No. 6 in the NFL in receiving yards (563) and No. 2 in receiving TDs (7, tied).

#### NFL ROOKIE RECEIVING YARDS LEADERS / 2019

Rk.	Player	Rec. Yards	Rec.	Avg.	TDs
1.	A.J. Brown (Ten.)	893	47	19.0	7
2.	Terry McLaurin (Was.)	833	51	16.3	7
3.	D.K. Metcalf (Sea.)	819	52	15.8	6
4.	Darius Slayton (NYG)	690	44	15.7	8
5.	Deebo Samuel (SF)	669	48	13.9	3
6.	Marquise Brown (Bal.)	563	43	13.1	7

## BROWN A TD MACHINE

Rookie WR Marquise Brown owns 7 TD receptions in 2019, a mark that ties for second among all NFL rookies and ties for first on the Ravens' single-season rookie franchise record list.

#### RECEIVING TDs (NFL Rookies / 2019)

1.	Darius Slayton (NYG)	.8
2.	Marquise Brown (Bal.)	.7
	A.J. Brown (Ten.)	.7
	Terry McLaurin (Was.)	.7

#### RAVENS TOUCHDOWNS (Rookies / Single Season)

1.	Marquise Brown (2019)	.7
	Marlon Brown (2013)	.7
	Torrey Smith (2011)	.7
4.	Jamal Lewis (2000)	.6

MARQUISE BROWN



# EARL THOMAS III NOTES

## SAFETY THEFTS

S Earl Thomas III has posted 30 career INTs, which rank No. 1 among active NFL safeties. He has registered a career-high 5 INTs in a season three separate times (2010, 2013 & 2015).

### MOST INTERCEPTIONS / ACTIVE NFL SAFETIES

Rk.	Defender	INTs	Yards	TDs
1.	Earl Thomas III (Bal.)	30	455	2
2.	Eric Weddle (LAR)	29	467	4
3.	Harrison Smith (Min.)	23	397	4
4.	Kurt Coleman (Buf.)	21	238	2
	Reshad Jones (Mia.)	21	361	4

### MOST SEASONS W/ 5-PLUS INTS (Active NFL Safeties)

Rk.	Player	Seasons
1.	Earl Thomas III (Bal.)	3 ('10, '13, '15)
2.	Eric Weddle (LAR)	2 ('11, '17)
	Harrison Smith (Min.)	2 ('14, '17)



## 6 PRO BOWLS FOR EARL

S Earl Thomas III's six Pro Bowl selections tie for the fifth most among active NFL defenders. He and Eric Weddle tie to own the most among active NFL safeties.

### MOST PRO BOWLS / ACTIVE NFL DEFENDERS

Rk.	Player (Team)	Pro Bowls
1.	Patrick Peterson (Ari.)	8
2.	Geno Atkins (Cin.)	7
	Von Miller (Den.)	7
	Terrell Suggs (KC)	7
5.	Earl Thomas III (Bal.)	6
	Luke Kuechly (Car.)	6
	Clay Matthews (LAR)	6
	Gerald McCoy (Car.)	6
	Eric Weddle (LAR)	6

Note: 2019 Pro Bowl Invites Not Yet Announced as of Publication

## ACTIVE INTS LEADERS

### MOST INTERCEPTIONS / NFL DEFENDERS (Since 2010 / Thomas' First Season)

Rk.	Player	INTs
1.	Richard Sherman (SF)	35
2.	Earl Thomas III (Bal.)	30
3.	Marcus Peters (Bal.)	27
4.	Joe Haden (Pit.)	26
	Devin McCourty (NE)	26
	Aqib Talib (Mia.) (IR)	26

*The Athletic's Dan Pompei on Earl Thomas:*  
 "[Thomas'] strength comes from muscles that wrap him from neck to ankles, cutting and popping in ways that are not common even with men in his realm. And the strength comes from somewhere else, too, somewhere deep beyond that stare. He can be like a Buddhist monk. And a Navy SEAL. His intensity is a window into his passion for the game."

## DID YOU KNOW?

- S Earl Thomas III helped the Seahawks produce five Top 5 defenses (yards allowed) during his nine-year Seattle tenure, including the NFL's No. 1 unit in both 2013 and 2014.
- Thomas III twice played in the Super Bowl (2013 & 2014 seasons), helping Seattle capture the Super Bowl XLVIII title vs. Den.

3X  
FIRST-TEAM  
ALL-PRO

2X  
SECOND-TEAM  
ALL-PRO

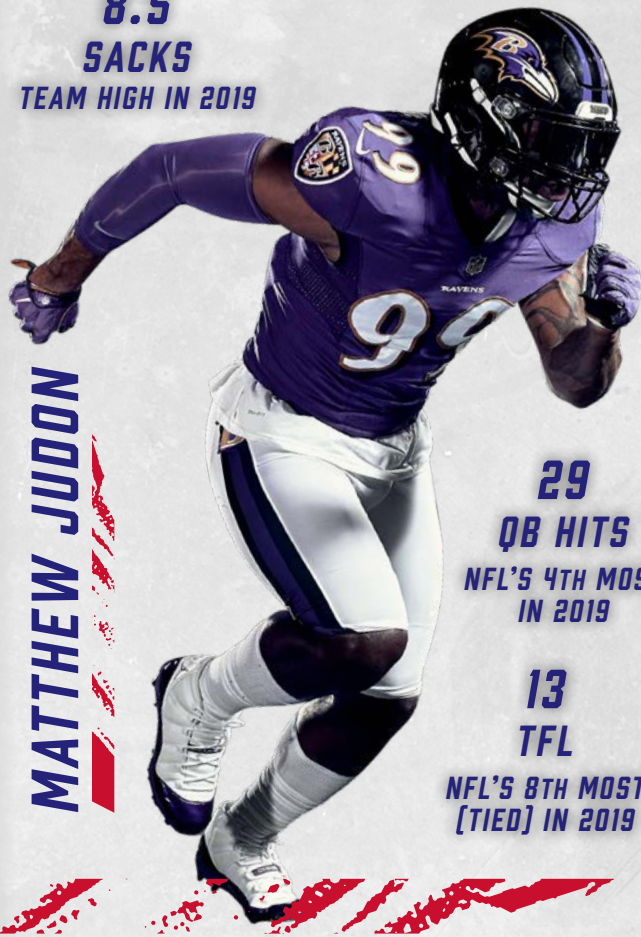
6X  
PRO BOWLER

EARL THOMAS III



# MATTHEW JUDON & MARCUS PETERS NOTES

**8.5  
SACKS**  
TEAM HIGH IN 2019



**MATTHEW JUDON**

**29  
QB HITS**  
NFL'S 4TH MOST  
IN 2019

**13  
TFL**  
NFL'S 8TH MOST  
[TIED] IN 2019

## ALL-AROUND DEFENDERS

OLB Matthew Judon is one of five NFL defenders to register at least 145 tackles, 65 QB hits, 40 TFL and 20 sacks since 2017.

### SINCE 2017 / NFL DEFENDERS WITH AT LEAST 145 TACKLES, 65 QB HITS, 40 TFL & 20 SACKS

Defender	Tackles	Sacks	TFL	QB Hits
Calais Campbell (Jax.)	192	31.5	44	73
Chandler Jones (Ari.)	153	45	49	70
Cameron Jordan (NO)	159	38.5	48	72
<b>Matthew Judon (Bal.)</b>	<b>149</b>	<b>23.5</b>	<b>40</b>	<b>67</b>
Von Miller (Den.)	145	31.5	40	65

*Note: Judon is one of three NFL defenders (Shaquil Barrett & T.J. Watt) to post at least 8 sacks, 10 TFL, 25 QB hits & 3 FFs in 2019.*

## BACKFIELD DISTURBANCE

OLB Matthew Judon has registered 23.5 sacks since the 2017 campaign, ranking as Baltimore's most. Judon has also posted the Ravens' most tackles for loss (40) since 2017.

### RAVENS SACKS (Since 2017)

- 1. Matthew Judon** ..... 23.5
2. Terrell Suggs ..... 18
3. Za'Darius Smith ..... 12
- 4. Patrick Onwuasor** ..... 9.5

(Purple Indicates Current Raven)

### RAVENS TACKLES FOR LOSS (Since 2017)

- 1. Matthew Judon** ..... 40
2. Terrell Suggs ..... 24
- 3. Patrick Onwuasor** ..... 17
- C.J. Mosley ..... 17

## PICK ARTIST

Since entering the NFL in 2015, CB Marcus Peters' 6 INT-TDs rank No. 1 among all defenders, as do his 27 career INTs. This season, Peters has produced an NFL-best 3 INT-TDs, 2 of which have come with Baltimore.

### NFL INTERCEPTION LEADERS (Since 2015 / Active Players)

- 1. Marcus Peters (Bal.)** ..... 27
2. Stephon Gilmore (NE) ..... 18
3. Darius Slay (Det.) ..... 17
4. Kevin Byard (Ten.) ..... 16

### NFL INT-TD LEADERS (Since 2015 / Active Players)

- 1. Marcus Peters (Bal.)** ..... 6
2. Aqib Talib (Mia.) (IR) ..... 4
3. Eight Players ..... 3

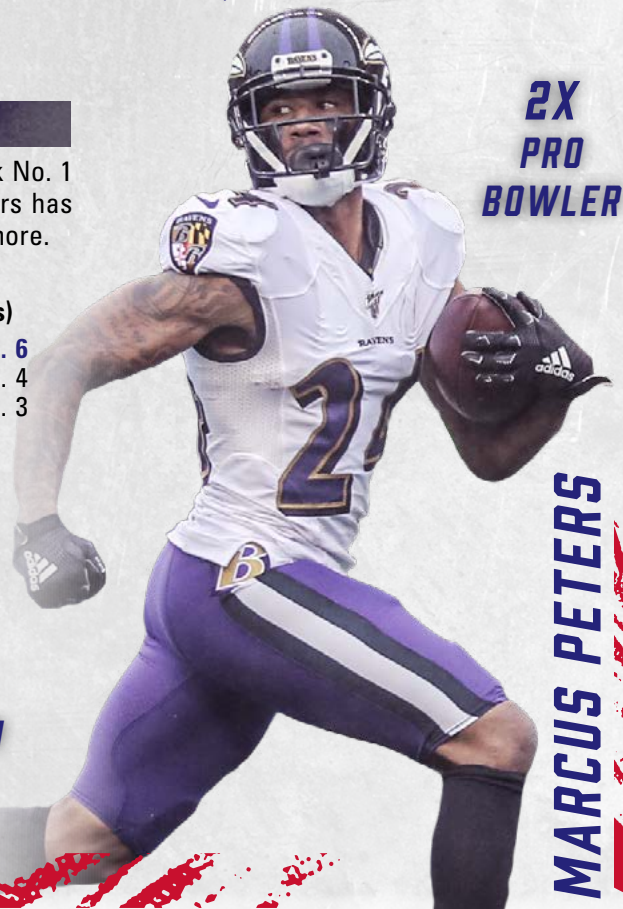
## TAKEAWAY MACHINE

- Peters' 5 INTs in 2019 tie (four players) for the NFL's third most.
- Peters has scored 7-career defensive TDs (6 INT & 1 FR), which stand as the NFL's most since 2015.
- Peters has posted 33 total takeaways (27 INTs & 6 FRs) during his career.
- Peters' 6 INT-TDs tie Hall of Famer Lem Barney for the second most ever by a player in his first five seasons. Only Hall of Famer Ken Houston (9) had more.

**1X  
FIRST-TEAM  
ALL-PRO**

**1X  
SECOND-TEAM  
ALL-PRO**

**2X  
PRO  
BOWLER**



**MARCUS PETERS**

# BRANDON WILLIAMS & MARLON HUMPHREY NOTES

## WILLIAMS ANCHORS RUN "D"

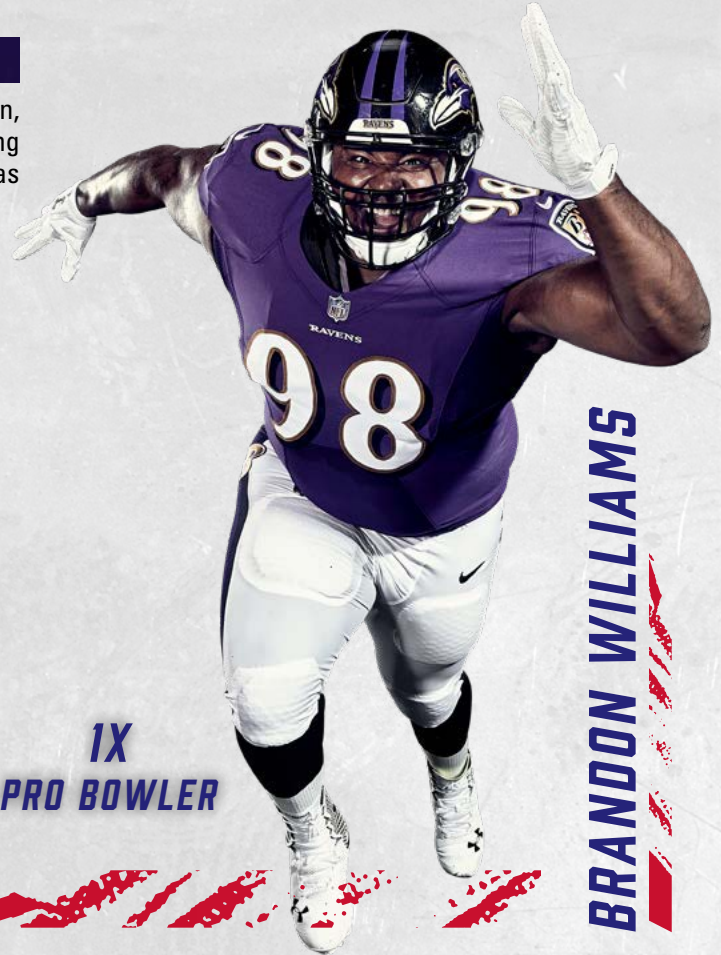
Pro Bowl DT Brandon Williams is one of the NFL's top D-linemen, helping Baltimore regularly produce a stout run defense. Dating back to '14, when he became a full-time starter, Baltimore has been especially stout vs. opposing ground games.

### NFL RUSHING YARDS ALLOWED PER GAME (Since 2014)

1. Baltimore Ravens	95.3
2. Seattle Seahawks	98.2
3. Pittsburgh Steelers	99.4
4. Houston Texans	101.4
5. Dallas Cowboys	101.6

### NFL RUSHING AVG. YARDS PER CARRY ALLOWED (Since 2014)

1. New York Jets	3.87
2. Denver Broncos	3.89
3. Baltimore Ravens	3.93
4. Seattle Seahawks	3.97
5. Houston Texans	4.02



**IX  
PRO BOWLER**

**BRANDON WILLIAMS**

**2  
FUMBLE  
RECOVERY  
TDs**

**2019 NFL HIGH  
[TIED, N. SUH]**



**1  
BLOCKED FG  
12/1/19 VS. SF**

**TEAM MVP  
2018 SEASON  
VOTED BY LOCAL MEDIA**

**MARLON HUMPHREY**

### 2019 RAVENS PASS DEFENDERS

#### INTERCEPTIONS

1. Marcus Peters	3
2. Marlon Humphrey	2
Josh Bynes	2
Earl Thomas III	2
5. Maurice Canady	1
Jimmy Smith	1

#### PASSES DEFENSED

1. Marlon Humphrey	13
2. Marcus Peters	9
3. Brandon Carr	6
Jimmy Smith	6
5. Chuck Clark	5
6. J.Bynes/E.Thomas	4

### SHUTDOWN CORNER

- X Humphrey has registered the NFL's eighth-best defensive passer rating (80.0) among all CBs (min. 70 targets) in 2019.
- X He has 2 INTs, 11 PD, 2 FFs and 3 FRs, two of which he returned for TDs (70-yarder vs. NE & 18-yarder at Sea.).
- X Humphrey's 70-yard FR-TD vs. NE is the longest fumble recovery return in Ravens franchise history.
- X On 10/6 at Pittsburgh, Humphrey made a clutch forced fumble on WR JuJu Smith-Schuster and recovered the ball, helping set up K Justin Tucker's game-winning, 46-yard FG in Baltimore's 26-23 OT victory.
- X Entering Week 16, Humphrey is one of six NFL defenders to post at least 2 INTs, 2 FFs and 2 FRs (3).



# BRANDON CARR NOTES

## A STANDOUT VET

CB Brandon Carr has posted 6 INTs as a Raven, tying (Marlon Humphrey & Eric Weddle) for the most over the past two-plus seasons (since 2017, when he arrived in Baltimore). Carr's 138 career PD stand as the fourth most among active NFL players.

### BALTIMORE INTERCEPTIONS (Since Carr's 2017 Ravens Arrival)

Rk.	Player	INTs
1.	<b>Brandon Carr</b> .....	6
	Marlon Humphrey .....	6
	Jimmy Smith .....	6
	Eric Weddle.....	6



### MOST NFL PASSES DEFENSED BY ACTIVE DEFENDERS (Since 2008 / Carr's First Season)

Rk.	Player	PD
1.	Johnathan Joseph (Hou.) .....	158
2.	D. Rodgers-Cromartie (Was.) ..	146
	Tramon Williams (GB) .....	146
4.	<b>Brandon Carr (Bal.)</b> .....	138
5.	Joe Haden (Pit.) .....	135



## WHAT A STARTING STREAK

CB Brandon Carr's 190-consecutive starts rank as the NFL's longest active streak among defensive players. They stand second overall among all NFL players.

### NFL CONSECUTIVE GAMES STARTED (Current NFL Streaks)

Rk.	Player	Games
1.	QB Philip Rivers (LAC) .....	222
2.	<b>CB Brandon Carr (Bal.)</b> .....	190
3.	DE Cameron Jordan (NO) ....	127
4.	T Mitchell Schwartz (KC).....	126
	QB Russell Wilson (Sea.).....	126
6.	S Malcolm Jenkins (Phi.).....	101

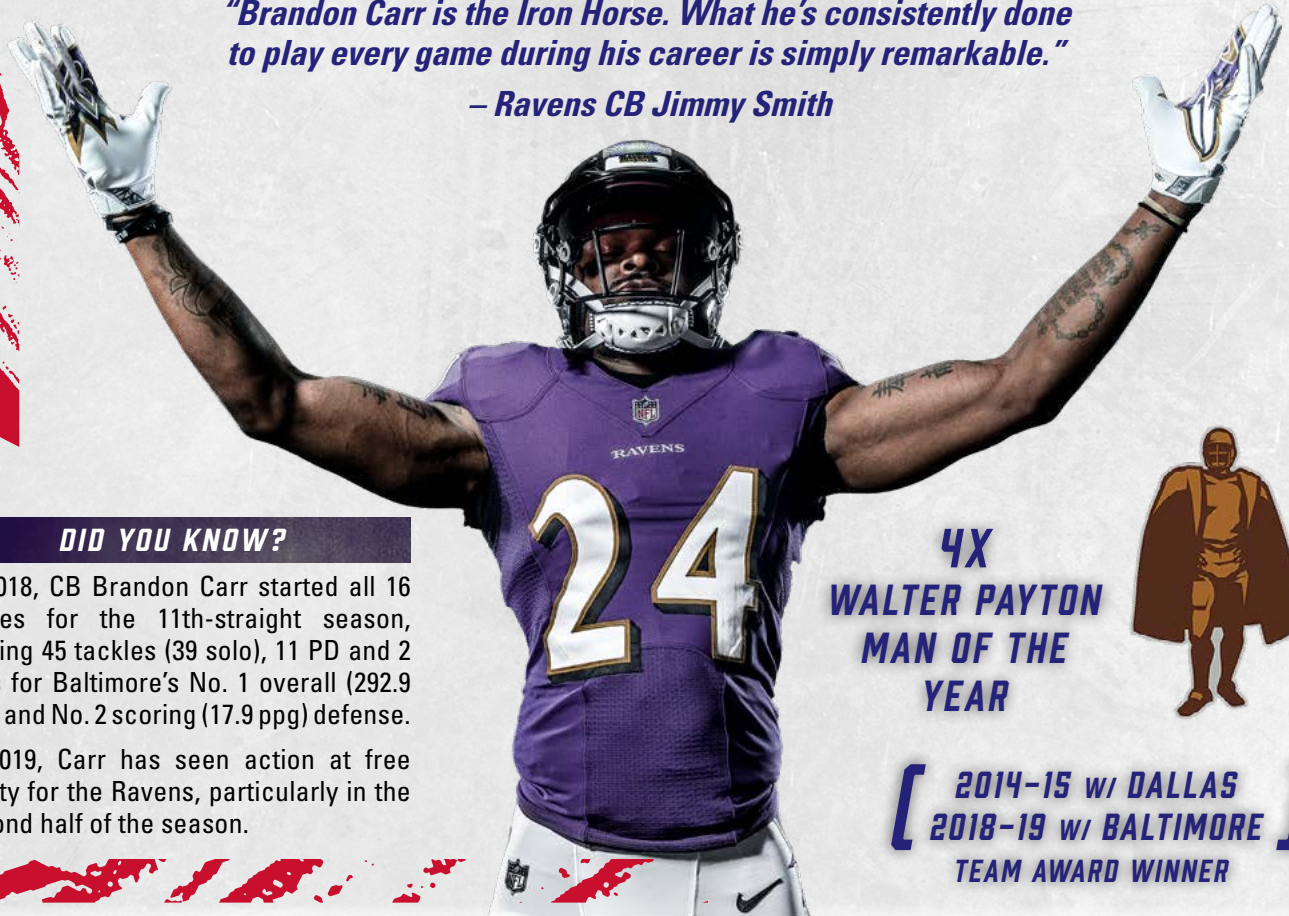
### MOST CAREER GAMES PLAYED / ACTIVE DEFENDERS

Rk.	Player	Games
1.	Terrell Suggs (KC) .....	242
2.	Mike Adams (Hou.) .....	212
3.	Antoine Bethea (NYG).....	207
4.	<b>Domata Peko Sr. (Bal.)</b> .....	206
5.	Eric Weddle (LAR) .....	199
6.	Johnathan Joseph (Hou.)...	198
7.	Tramon Williams (GB).....	197
8.	<b>Brandon Carr (Bal.)</b> .....	190
	Thomas Davis (LAC) .....	190

*"Brandon Carr is the Iron Horse. What he's consistently done to play every game during his career is simply remarkable."*

*— Ravens CB Jimmy Smith*

BRANDON CARR



## DID YOU KNOW?

- In 2018, CB Brandon Carr started all 16 games for the 11th-straight season, posting 45 tackles (39 solo), 11 PD and 2 INTs for Baltimore's No. 1 overall (292.9 ypg) and No. 2 scoring (17.9 ppg) defense.
- In 2019, Carr has seen action at free safety for the Ravens, particularly in the second half of the season.

4X  
WALTER PAYTON  
MAN OF THE  
YEAR



[ 2014-15 w/ DALLAS  
2018-19 w/ BALTIMORE ]  
TEAM AWARD WINNER

# JUSTIN TUCKER NOTES

## TUCKER RANKS NO. 1

K Justin Tucker, the most accurate kicker ever, has hit 260 of 287 FGAs to post a 90.6% success mark. In 2018, he scored a franchise-record 141 points for the third-straight season, becoming the NFL's only kicker to surpass the 140 mark in each of the past three full years (2016-18).

### BEST CAREER FIELD GOAL PERCENTAGE (NFL History / Min. 100 Att.)

Rk.	Player	FGM	FGA	Pct.
1.	Justin Tucker (Bal.)	260	287	90.6
2.	Harrison Butker (KC)	93	104	89.4
3.	Josh Lambo (Jax.)	118	134	88.1
4.	Wil Lutz (NO)	118	135	87.4
	Stephen Gostkowski (NE)	374	428	87.4

## TUCKER TIDBITS

- Since PATs were moved back to the 15-yard line in 2015, Tucker (182-of-185) has produced the NFL's best PAT percentage (98.4).
- Tucker's 92.7 career FG% when kicking on grass (153-of-165) ranks as the NFL's best of all time.
- Tucker's 94.2 career FG% in the second half/OT (129-of-137) ranks as the NFL's best second half/OT mark of all time.
- Tucker is a seven-time AFC Special Teams Player of the Month, ranking four more than legends S Ed Reed & K Matt Stover for the most POM awards in Ravens history. (Tucker has also earned a team-record 11 AFC ST Player of the Week honors.)
- Tucker's 6 FGs on 12/16/13 at Detroit set a team record and a single-game NFL high in 2013. He became the first NFL kicker ever to connect from the 20-, 30-, 40-, 50- & 60-yard range in a game.

**7X  
AFC ST  
PLAYER OF  
MONTH**

## TUCKER'S GAME-WINNERS

**15**

### CAREER GAME-WINNING FGs BY K JUSTIN TUCKER

- 2019: Week 13 vs. SF, 49 yds OT
- 2019: Week 5 at Pit., 46 yds OT
- 2018: Week 11 vs. Cin., 24 yds
- 2016: Week 3 at Jax., 53 yds
- 2016: Week 2 at Cle., 49 yds
- 2015: Week 11 vs. STL, 47 yds
- 2015: Week 8 vs. SD, 39 yds
- 2015: Week 4 at Pit., 52 yds OT
- 2014: Week 3 at Cle., 32 yds
- 2013: Week 15 at Det., 61 yds
- 2013: Week 10 vs. Cin., 46 yds OT
- 2013: Week 5 at Mia., 44 yds
- 2012: Div. at Den., 47 yds 2OT
- 2012: Week 12 at SD, 38 yds OT
- 2012: Week 3 vs. NE, 27 yds



**JUSTIN TUCKER**

**3X  
FIRST-TEAM  
ALL-PRO**

**1X  
SECOND-TEAM  
ALL-PRO**

**2X  
PRO BOWLER**



Field Goals Made  
NFL's Most  
Since 2012



Points Scored  
NFL's Most  
Since 2012



Career FG Pct.  
Best Mark  
in NFL History



40-Plus-Yard FGs  
NFL's Most  
Since 2012



50-Plus-Yard FGs  
NFL's 2nd Most  
(Matt Prater is 1st, 40)  
Since 2012



Career Games  
w/ Dual 50+ FGs Made  
(Most in NFL History)

# JUSTIN TUCKER NOTES

## TUCK'S CHART TALK

### MOST FIELD GOALS MADE / SINCE 2012

Rk.	Player (Team)	FGM
1.	<b>Justin Tucker (Bal.)</b>	<b>260</b>
2.	Stephen Gostkowski (NE)	233
3.	Stephen Hauschka (Buf.)	220
4.	Adam Vinatieri (Ind.)	212
5.	Matt Prater (Det.)	206

### MOST NFL POINTS / SINCE 2012

Rk.	Player (Team)	Points
1.	<b>Justin Tucker (Bal.)</b>	<b>1,072</b>
2.	Stephen Gostkowski (NE)	1,063
3.	Stephen Hauschka (Buf.)	942
4.	Matt Prater (Det.)	937
5.	Adam Vinatieri (Ind.)	921

### CONSECUTIVE FIELD GOALS MADE (All-Time NFL Streaks)

Rk.	Kicker (Years)	FGs Made
1.	Adam Vinatieri (2015-16)	44
2.	Mike Vanderjagt (2002-04)	42
3.	Gary Anderson (1997-98)	40
4.	Matt Stover (2005-06)	36
5.	<b>Justin Tucker (2015-16)</b> Adam Vinatieri (2013-14)	<b>35</b>

### BEST NFL FIELD GOAL PERCENTAGE (2019 Season)

Rk.	Player (Team)	FGM-FGA	Pct.
1.	Josh Lambo (Jax.)	28-29	96.6
2.	<b>Justin Tucker (Bal.)</b>	<b>23-24</b>	<b>95.8</b>
3.	Mason Crosby (GB)	16-17	94.1
4.	Chris Boswell (Pit.)	27-29	93.1
5.	Dan Bailey (Min.)	22-24	91.7
6.	Jake Elliott (Phi.)	19-21	90.5

### BEST FIELD GOAL PERCENTAGE / ROOKIES (NFL History)

Rk.	Player (Year)	FGM-FGA	Pct.
1.	Michael Badgley (2018)	15-16	93.8
2.	Blair Walsh (2012)	35-38	92.1
3.	<b>Justin Tucker (2012)</b>	<b>30-33</b>	<b>90.9</b>
4.	Harrison Butker (2017)	38-42	90.5
5.	Jason Sanders (2018)	18-20	90.0
6.	Two Players	n/a	88.9

### BEST FIELD GOAL PERCENTAGE (Ravens Single-Season History)

Rk.	Player (Year)	FGM-FGA	Pct.
1.	<b>Justin Tucker (2016)</b>	<b>38-39</b>	<b>97.4</b>
2.	<b>Justin Tucker (2019)</b>	<b>23-24</b>	<b>95.8</b>
3.	Matt Stover (2006)	28-30	93.3
4.	<b>Justin Tucker (2013)</b>	<b>38-41</b>	<b>92.7</b>
5.	<b>Justin Tucker (2017)</b>	<b>34-37</b>	<b>91.9</b>

(min. 16 att.)

## 2016: PERHAPS THE BEST SEASON EVER

- In 2016, All-Pro K Justin Tucker connected on 38 of 39 FGAs (lone miss was a block), posting the fifth-best pct. in NFL single-season history. In addition to making 35-straight FGs at one point (tied for fifth-best streak ever), here are facts about his remarkable season, arguably the best ever by a kicker:
- Tucker's 38 FGs made ranked No. 1 in the NFL. He was also 27-of-27 on PATs. An NFL single-season record 24 of Tucker's 38 FGs made in 2016 came from 40 yards or beyond.
- Tucker's 10 FGs of 50-plus yards are a Ravens' single-season record. They tie (Blair Walsh, 2012) for the most in NFL history. (Tucker was a perfect 10-for-10 from 50 yards and out during the 2016 season.)
- Tucker's 141 points ranked second in the league only behind Atlanta's Matt Bryant (158).
- In Week 12 of 2016 vs. Cincy, Tucker became just the ninth kicker in league history to make 3 FGs of 50-plus yards in a single game (52, 57 & 54). He is also the first kicker in NFL history to make 3 FGs of 50-plus yards in the first half of a game. (These feats earned him AFC ST POW honors.)

### BEST FG PERCENTAGE / NFL SINGLE-SEASON HISTORY

Rk.	Player (Team)	FGM	FGA	Pct.
1.	Gary Anderson (1998)	35	35	100.0
	Mike Vanderjagt (2003)	37	37	100.0
	Jeff Wilkins (2000)	17	17	100.0
	Tony Zendejas (1991)	17	17	100.0
5.	<b>Justin Tucker (2016)</b>	<b>38</b>	<b>39</b>	<b>97.4</b>

## MOST PLAYER OF THE MONTH AWARDS (All NFL Players / Since Award Inception)

Rk.	Player	No.
1.	Tom Brady	10
2.	Peyton Manning	8
	Aaron Rodgers	8
4.	<b>Justin Tucker</b>	<b>7</b>
5.	Brett Favre	6
	Barry Sanders	6
	Bruce Smith	6
	J.J. Watt	6
	Steve Young	6



## SIX SEASONS WITH 30 FGs

In 2018's Week 16 win at LAC, K Justin Tucker became the first kicker in NFL history to produce six seasons with 30-or-more FGs made. He made 35 FGs in 2018.

### MOST SEASONS WITH 30-PLUS FGs MADE / NFL HISTORY

Rk.	Kicker	Seasons
1.	<b>Justin Tucker (Bal.)</b>	<b>6</b>
2.	David Akers (Phi. & SF)	5
	John Carney (SD, NO & NYG)	5
	Stephen Gostkowski (NE)	5

**1,000 Points:** In Week 6's 23-17 victory over Cincinnati, K Justin Tucker became the fastest kicker in league history to reach the 1,000-point milestone, doing so in 118 games. (Stephen Gostkowski held the previous record at 119 games.)

# SAM KOCH NOTES

## SAM IN THE 20

P Sam Koch is the Ravens' all-time leader in punts inside the 20 (401). In 2017, he posted a franchise-record 40 boots inside the 20, which ranked as the NFL's most.

### PUNTS INSIDE THE 20 (Ravens All-Time History)

Rk.	Player	In 20
1.	Sam Koch	401
2.	Kyle Richardson	128
3.	Dave Zastudil	89

### PUNTS INSIDE THE 20 (Ravens Single Seasons)

Rk.	Player (Year)	In 20
1.	Sam Koch (2017)*	40
2.	Sam Koch (2010)	39
	Kyle Richardson (1999)	39

\* In 2017, Koch's 40 punts in the 20 ranked No. 1 in the NFL.

## KOCH DOMINATED IN 2017

No punter in 2017 was more dominant at pinning opponents deep in their own territory than P Sam Koch.

### PUNTS INSIDE 20

1.	Sam Koch	40
2.	Chris Jones	34
3.	Two Players	33

### PUNTS INSIDE 10

1.	Sam Koch	16
2.	Marquette King	14
3.	Three Players	13

### PUNTS INSIDE 5

1.	Andy Lee	6
2.	Sam Koch	5
	Three Others	5

## RAVENS IRONMAN

### RAVENS CONSECUTIVE GAMES PLAYED / ALL-TIME STREAKS

Rk.	Player	Games	Years
1.	Sam Koch	222	2006-present
2.	Jarret Johnson	129	2003-11
3.	Joe Flacco	122	2008-15

### BALTIMORE RAVENS MOST ALL-TIME GAMES PLAYED

Rk.	Player	Games	Years
1.	Terrell Suggs	229	2003-2018
2.	Ray Lewis	228	1996-2012
3.	Sam Koch	222	2006-present
4.	Matt Stover	207	1996-2008
5.	Jonathan Ogden	177	1996-2007

### ESPN's Kevin Seifert on Koch's arsenal of punts:

*"Some are designed to hook toward the sideline with maximum hang time. Others use an intentionally low trajectory to aid coverage teams. He has a knuckler and one kick that drops, from the returner's perspective, roughly in the shape of the letter 'S.' He's debuted a 'boomerang' punt that does just what you would imagine it might. Most, but not all, of these punts are intended to discourage a clean catch and minimize the return. ... Sam Koch and the Ravens have introduced a new way to punt."*

## RAVENS ALL-TIME LEADER

P Sam Koch owns a 45.3 career gross average and 39.5 career net, both marks that rank first in Ravens history. In 2014, he posted a career-high and team-record 47.4-yard gross (matched again in 2018) and 43.3-yard net average.

### CAREER GROSS AVG. (Ravens History)

Rk.	Player	Avg.
1.	Sam Koch	45.3
2.	Greg Montgomery	43.2
3.	Dave Zastudil	41.6

### CAREER NET AVG. (Ravens History)

Rk.	Player	Avg.
1.	Sam Koch	39.5
2.	Greg Montgomery	37.2
3.	Kyle Richardson	35.4

## PINNING 'EM DEEP

Dating back to 2006, when he entered the NFL, P Sam Koch's 401 punts inside the 20 rank second in the NFL.

### NFL PUNTS INSIDE THE 20 / SINCE 2006

Rk.	Player	In 20
1.	Dustin Colquitt (KC)	433
2.	Sam Koch (Bal.)	401
3.	Andy Lee (Ari.)	381

1X  
PRO BOWLER

1X  
SECOND-TEAM  
ALL-PRO

SAM KOCH





# RAVENS IN OUR COMMUNITY



## 15TH ANNUAL HOLIDAY HELPERS

On Monday, Dec. 2, CB Brandon Carr and the Carr Cares Foundation hosted the 15<sup>th</sup> Annual Holiday Helpers held event at the Target in Owings Mills, MD. 60 high-achieving, underserved students were treated with a \$200 shopping spree. Carr was joined by Ravens Cheerleaders, mascot Poe, a live DJ and 18 of his teammates for a fun night of shopping. Players and cheerleaders were paired with students to shop not just for themselves but also their friends and family. Prior to the surprise shopping spree, students received a pizza party, in addition to a Ravens Holiday Helpers gift bag.



## HOSPITAL VISITS

On Monday, Dec. 12, ILB Otaru Alaka, ILB Chris Board, DT Daylon Mack, CB Iman Marshall, WR Chris Moore, QB Trace McSorley, G RJ Prince, WR Antoine Wesley, Ravens Cheerleaders and mascot Poe surprised hospital patients at Union Memorial Hospital. The Ravens continued the tradition of spreading cheer to patients who are unable to be home for the holidays. Players were able to alleviate some of the patients' stress and share in a few laughs through bonding and caroling.



# ALPHABETICAL ROSTER

As of Dec. 17

No.	Name	Pos.	Ht.	Wt.	Birthdate	Exp.	College	Hometown
89	Andrews, Mark	TE	6-4	256	9/6/95	2	Oklahoma	Scottsdale, AZ
34	Averett, Anthony	CB	5-11	184	11/30/94	2	Alabama	Woodbury, NJ
49	Board, Chris	ILB	6-2	237	7/23/95	2	North Dakota State	Orlando, FL
54	Bowser, Tyus	OLB	6-3	242	5/23/95	3	Houston	Tyler, TX
80	Boykin, Miles	WR	6-4	220	10/12/96	R	Notre Dame	New Lenox, IL
86	Boyle, Nick	TE	6-4	270	2/17/93	5	Delaware	Sussex, NJ
77	Bozeman, Bradley	G/C	6-3	317	11/24/94	2	Alabama	Roanoke, AL
15	Brown, Marquise	WR	5-9	170	6/4/97	R	Oklahoma	Hollywood, FL
78	Brown Jr., Orlando	T	6-8	355	5/2/96	2	Oklahoma	Baltimore, MD
57	Bynes, Josh	ILB	6-1	235	8/24/89	8	Auburn	Anderson, FL
39	Carr, Brandon	CB	6-0	210	5/19/86	12	Grand Valley State	Flint, MI
36	Clark, Chuck	S	6-0	205	4/19/95	3	Virginia Tech	Suffolk, VA
46	Cox, Morgan	LS	6-4	235	4/26/86	10	Tennessee	Collierville, TN
35	Edwards, Gus	RB	6-1	238	4/13/95	2	Rutgers	Staten Island, NY
70	Ehinger, Parker	G	6-6	310	12/30/92	2	Cincinnati	Rockford, MI
71	Ellis, Justin	DT	6-2	350	12/27/90	6	Louisiana Tech	Neville, LA
45	Ferguson, Jaylon	OLB	6-5	270	12/14/95	R	Louisiana Tech	St. Francisville, LA
58	Fort, L.J.	ILB	6-0	232	1/3/90	5	Northern Iowa	Waynesville, MO
63	Grasu, Hroniss	C	6-3	301	8/12/91	4	Oregon	Encino, CA
3	Griffin III, Robert	QB	6-2	213	2/12/90	7	Baylor	Copperas Cove, TX
43	Hill, Justice	RB	5-10	200	11/14/97	R	Oklahoma State	Tulsa, OK
44	Humphrey, Marlon	CB	6-0	197	7/8/96	3	Alabama	Hoover, AL
81	Hurst, Hayden	TE	6-4	260	8/24/93	2	South Carolina	Jacksonville, FL
74	Hurst, James	G/T	6-5	310	12/17/91	6	North Carolina	Plainfield, IN
21	Ingram II, Mark	RB	5-9	210	12/21/89	9	Alabama	Flint, MI
8	Jackson, Lamar	QB	6-2	212	1/7/97	2	Louisville	Pompano Beach, FL
99	Judon, Matthew	OLB	6-3	261	8/15/92	4	Grand Valley State	West Bloomfield, MI
4	Koch, Sam	P	6-1	222	8/13/82	14	Nebraska	Seward, NE
41	Levine Sr., Anthony	DB/LB	5-11	207	3/27/87	8	Tennessee State	Abbeville, LA
37	Marshall, Iman	CB	6-1	210	2/27/97	R	Southern California	Long Beach, CA
7	McSorley, Trace	QB	6-0	202	8/23/95	R	Penn State	Ashburn, VA
65	Mekari, Patrick	C/G	6-4	308	8/13/97	R	Cal-Berkeley	Westlake Village, CA
10	Moore, Chris	WR/RS	6-1	200	6/16/93	4	Cincinnati	Tampa, FL
48	Onwuasor, Patrick	ILB	6-0	227	8/22/92	4	Portland State	Inglewood, CA
96	Peko Sr., Domata	DT	6-3	325	11/27/84	14	Michigan State	American Samoa
24	Peters, Marcus	CB	6-0	197	1/9/93	5	Washington	Oakland, CA
97	Pierce, Michael	DT	6-0	345	11/6/92	4	Samford	Daphne, AL
72	Powers, Ben	G	6-4	310	10/29/96	R	Oklahoma	Wichita, KS
42	Ricard, Patrick	FB/DL	6-3	303	5/27/94	3	Maine	Spencer, MA
28	Richards, Jordan	DB	5-11	215	1/21/93	5	Stanford	Folsom, CA
11	Roberts, Seth	WR	6-2	195	2/22/91	5	West Alabama	McClay, FL
12	Scott, Jaleel	WR	6-5	210	2/23/95	2	New Mexico State	Rock Hill, SC
22	Smith, Jimmy	CB	6-2	210	7/26/88	9	Colorado	Colton, CA
83	Snead IV, Willie	WR/RS	5-11	200	10/17/92	5	Ball State	Muskegon, MI
79	Stanley, Ronnie	T	6-6	315	3/18/94	4	Notre Dame	Las Vegas, NV
16	Thomas, De'Anthony	WR/RS	5-8	176	1/5/93	6	Oregon	Los Angeles, CA
29	Thomas III, Earl	S	5-10	220	5/7/89	10	Texas	Orange, TX
31	Trawick, Brynden	S	6-2	225	10/23/89	7	Troy	Marietta, GA
9	Tucker, Justin	K	6-1	183	11/21/89	8	Texas	Austin, TX
53	Ward, Jihad	DE	6-5	287	5/11/94	4	Illinois	Staten Island, NY
98	Williams, Brandon	DT	6-1	336	2/21/89	7	Missouri Southern St.	Kirkwood, MO
93	Wormley, Chris	DE	6-5	300	10/25/93	3	Michigan	Toledo, OH
73	Yanda, Marshal	G/T	6-3	305	9/15/84	13	Iowa	Anamosa, IA
<b>Practice Squad</b>								
96	Adeoye, Aaron	OLB	6-6	250	8/26/93	R	Southeast Missouri St.	Marion, IL
62	Applefield, Marcus	T	6-5	308	12/15/95	R	Virginia	Weeki Wachee, FL
38	Bonds, Terrell	CB	5-8	182	7/22/96	R	Tennessee State	Miami, FL
30	Ezeala, Christopher (IPP)	FB	5-11	248	9/19/95	1	German FB League	Munich, Germany
66	Holden, Will	G	6-7	312	9/14/93	3	Vanderbilt	Green Cove Springs, FL
92	Kamalu, Ufomba	DE	6-6	295	11/2/92	3	Miami (FL)	Fayetteville, GA
47	Marshall, Byron	RB	5-9	215	2/13/94	3	Oregon	San Jose, CA
59	Onuoha, Mike	OLB	6-5	255	6/29/93	R	Texas A&M Commerce	Edmond, OK
61	Prince, R.J.	G	6-6	320	4/19/95	1	North Carolina	Albemarle, NC
85	Scarff, Charles	TE	6-5	249	5/3/96	R	Delaware	Lancaster, PA
84	Wesley, Antoine	WR	6-4	206	10/22/97	R	Texas Tech	Las Vegas, NV
<b>Reserve/Injured</b>								
50	Alaka, Otaro	ILB	6-3	239	5/18/96	R	Texas A&M	Houston, TX
60	Crecelius, Randin	G/T	6-5	300	8/5/96	1	Portland State	Lake Stevens, WA
32	Elliott, DeShon	S	6-0	210	4/21/97	2	Texas	Dallas, TX
23	Jefferson, Tony	S	5-11	211	1/27/92	7	Oklahoma	Chula Vista, CA
94	Mack, Daylon	DT	6-1	340	2/23/97	R	Texas A&M	Gladewater, TX
90	McPhee, Pernell	OLB	6-3	269	12/17/88	9	Mississippi State	Pahokee, FL
40	Rice, Denzel (PS)	DB	6-0	185	3/31/93	4	Coastal Carolina	Winston-Salem, NC
68	Skura, Matt	C/G	6-3	313	2/17/93	3	Duke	Columbus, OH
n/a	Smithson, Fish	DB	5-11	196	3/18/94	1	Kansas	Baltimore, MD
25	Young, Tavon	CB	5-9	185	3/14/94	4	Temple	Oxon Hill, MD

# NUMERICAL ROSTER

As of Dec. 17

No.	Name	Pos.	Ht.	Wt.	Birthdate	Exp.	College	How Acq.	2019 Games			
									P	S	DNP	INA
3	Robert Griffin III	QB	6-2	213	2/12/90	7	Baylor	FA '18	6	0	8	0
4	Sam Koch	P	6-1	222	8/13/82	14	Nebraska	D6a '06	14	0	0	0
7	Trace McSorley	QB	6-0	202	8/23/95	R	Penn State	D6 '19	0	0	0	14
8	Lamar Jackson	QB	6-2	212	1/7/97	2	Louisville	D1b '18	14	14	0	0
9	Justin Tucker	K	6-1	183	11/21/89	8	Texas	FA '12	14	0	0	0
10	Chris Moore	WR/RS	6-1	200	6/16/93	4	Cincinnati	D4b '16	12	1	0	2
11	Seth Roberts	WR	6-2	195	2/22/91	5	West Alabama	FA '19	14	0	0	0
12	Jaleel Scott	WR	6-5	210	2/23/95	2	New Mexico State	D4c '18	2	0	0	12
15	Marquise Brown	WR	5-9	170	6/4/97	R	Oklahoma	D1 '19	12	9	0	2
16	De'Anthony Thomas	WR/RS	5-8	176	1/5/93	6	Oregon	FA '19	12	0	0	0
21	Mark Ingram II	RB	5-9	210	12/21/89	9	Alabama	UFA (NO) '19	14	14	0	0
22	Jimmy Smith	CB	6-2	210	7/26/88	9	Colorado	D1 '11	8	4	0	6
24	Marcus Peters	CB	6-0	197	1/9/93	5	Washington	TR (LAR) '19	14	13	0	0
28	Jordan Richards	DB	5-11	215	1/21/93	5	Stanford	FA '19	10	0	0	0
29	Earl Thomas III	S	5-10	220	5/7/89	10	Texas	UFA (SEA) '19	14	14	0	0
31	Brynden Trawick	S	6-2	225	10/23/89	7	Troy	FA '19	4	0	0	2
34	Anthony Averett	CB	5-11	184	11/30/94	2	Alabama	D4a '18	8	2	0	6
35	Gus Edwards	RB	6-1	238	4/13/95	2	Rutgers	FA '18	14	0	0	0
36	Chuck Clark	S	6-0	205	4/19/95	3	Virginia Tech	D6 '17	14	10	0	0
37	Iman Marshall	CB	6-1	210	2/27/97	R	Southern California	D4c '19	2	0	0	3
39	Brandon Carr	CB	6-0	210	5/19/86	12	Grand Valley State	UFA (DAL) '17	14	14	0	0
41	Anthony Levine Sr.	DB/LB	5-11	207	3/27/87	8	Tennessee State	FA '12	14	0	0	0
42	Patrick Ricard	FB/DL	6-3	303	5/27/94	3	Maine	FA '17	14	6	0	0
43	Justice Hill	RB	5-10	200	11/14/97	R	Oklahoma State	D4a '19	14	0	0	0
44	Marlon Humphrey	CB	6-0	197	7/8/96	3	Alabama	D1 '17	14	13	0	0
45	Jaylon Ferguson	OLB	6-5	270	12/14/95	R	Louisiana Tech	D3a '19	12	7	0	2
46	Morgan Cox	LS	6-4	235	4/26/86	10	Tennessee	FA '10	14	0	0	0
48	Patrick Onwuasor	ILB	6-0	227	8/22/92	4	Portland State	FA '16	12	6	0	2
49	Chris Board	ILB	6-2	237	7/23/95	2	North Dakota State	FA '18	13	0	0	1
53	Jihad Ward	DE	6-5	287	5/11/94	4	Illinois	FA '19	12	0	0	0
54	Tyus Bowser	OLB	6-3	242	5/23/95	3	Houston	D2 '17	14	0	0	0
57	Josh Bynes	ILB	6-1	235	8/24/89	8	Auburn	FA '19	10	6	0	0
58	L.J. Fort	ILB	6-0	232	1/3/90	5	Northern Iowa	FA '19	14	7	0	0
63	Hroniss Grasu	C	6-3	301	8/12/91	4	Oregon	WAV (TEN) '19	0	0	3	7
65	Patrick Mekari	G/C	6-4	308	8/13/97	R	Cal-Berkeley	FA '19	9	3	5	0
70	Parker Ehinger	G	6-6	310	12/30/92	2	Cincinnati	FA '19	1	0	2	0
71	Justin Ellis	DT	6-2	350	12/27/90	6	Louisiana Tech	FA '19	3	0	0	2
72	Ben Powers	G	6-4	310	10/29/96	R	Oklahoma	D4b '19	0	0	0	14
73	Marshal Yanda	G/T	6-3	305	9/15/84	13	Iowa	D3b '07	14	14	0	0
74	James Hurst	G/T	6-5	310	12/17/91	6	North Carolina	FA '14	14	1	0	0
77	Bradley Bozeman	G/C	6-3	317	11/24/94	2	Alabama	D6c '18	14	14	0	0
78	Orlando Brown Jr.	T	6-8	355	5/2/96	2	Oklahoma	D3a '18	14	14	0	0
79	Ronnie Stanley	T	6-6	315	3/18/94	4	Notre Dame	D1 '16	13	13	0	1
80	Miles Boykin	WR	6-4	220	10/12/96	R	Notre Dame	D3b '19	14	10	0	0
81	Hayden Hurst	TE	6-4	260	8/24/93	2	South Carolina	D1a '18	14	4	0	0
83	Willie Snead IV	WR/RS	5-11	200	10/17/92	5	Ball State	RFA (NO) '18	14	9	0	0
86	Nick Boyle	TE	6-4	270	2/17/93	5	Delaware	D5a '15	14	13	0	0
89	Mark Andrews	TE	6-5	256	9/6/95	2	Oklahoma	D3b '18	14	4	0	0
93	Chris Wormley	DE	6-5	300	10/25/93	3	Michigan	D3a '17	14	6	0	0
96	Domata Peko Sr.	DT	6-3	325	11/27/84	14	Michigan State	FA '19	5	2	0	0
97	Michael Pierce	DT	6-0	345	11/6/92	4	Samford	FA '16	12	12	0	2
98	Brandon Williams	DT	6-1	336	2/21/89	7	Missouri Southern St.	D3 '13	13	13	0	1
99	Matthew Judon	OLB	6-3	261	8/15/92	4	Grand Valley State	D5 '16	14	14	0	0
<b>Practice Squad</b>												
30	Christopher Ezeala (IPP)	FB	5-11	248	9/19/95	1	German FB League	IPP '18	0	0	0	0
38	Terrell Bonds	CB	5-8	182	7/22/96	R	Tennessee State	FA '19	0	0	0	0
47	Byron Marshall	RB	5-9	225	2/13/94	3	Oregon	FA '19	0	0	0	0
51	Aaron Adeoye	OLB	6-6	250	8/26/93	R	Southeast Missouri St.	FA '19	0	0	0	0
59	Mike Onuoha	OLB	6-5	255	6/29/93	R	Texas A&M Commerce	FA '19	0	0	0	0
61	R.J. Prince	G	6-6	320	4/19/95	1	North Carolina	FA '19	0	0	0	0
62	Marcus Applefield	T	6-5	308	12/15/95	R	Virginia	FA '19	0	0	0	0
66	Will Holden	G	6-7	312	9/14/93	3	Vanderbilt	FA '19	0	0	0	0
84	Antoine Wesley	WR	6-4	206	10/22/97	R	Texas Tech	FA '19	0	0	0	0
85	Charles Scarff	TE	6-5	249	5/3/96	R	Delaware	FA '19	0	0	0	0
92	Ufomba Kamalu	DE	6-6	295	11/2/92	3	Miami (FL)	FA '19	0	0	0	2
<b>Reserve/Injured</b>												
23	Tony Jefferson	S	5-11	211	1/27/92	7	Oklahoma	UFA (ARI) '17	5	5	0	0
25	Tavon Young	CB	5-9	185	3/14/94	4	Temple	D4a '16	0	0	0	0
32	DeShon Elliott	S	6-1	210	4/21/97	2	Texas	D6a '18	6	0	0	0
40	Denzel Rice (PS)	DB	6-0	185	3/31/93	4	Coastal Carolina	FA '19	0	0	0	0
50	Otaro Alaka	ILB	6-3	239	5/18/96	R	Texas A&M	FA '19	0	0	0	3
60	Randin Crecelius	G/T	6-5	300	8/5/96	1	Portland State	FA '18	0	0	0	0
68	Matt Skura	C/G	6-3	313	2/17/93	3	Duke	FA '16	11	11	0	0
90	Pernell McPhee	OLB	6-3	269	12/17/88	9	Mississippi State	UFA (WAS) '19	7	7	0	0
94	Daylon Mack	DT	6-1	340	2/23/97	R	Texas A&M	D5 '19	1	0	0	8
n/a	Fish Smithson	DB	5-11	196	3/18/94	1	Kansas	FA '19	0	0	0	0

# POSITIONAL ROSTER

As of Dec. 17

## QUARTERBACKS

3	Robert Griffin III	QB
7	Trace McSorley	QB
8	Lamar Jackson	QB

## WIDE RECEIVERS

10	Chris Moore	WR/RS
11	Seth Roberts	WR
12	Jaleel Scott	WR
15	Marquise Brown	WR
16	De'Anthony Thomas	WR/RS
80	Miles Boykin	WR
83	Willie Snead IV	WR/RS

## RUNNING BACKS

21	Mark Ingram II	RB
35	Gus Edwards	RB
42	Patrick Ricard	FB/DL
43	Justice Hill	RB

## TIGHT ENDS

81	Hayden Hurst	TE
86	Nick Boyle	TE
89	Mark Andrews	TE

## OFFENSIVE LINE

63	Hroniss Grasu	C
65	Patrick Mekari	C/G
70	Parker Ehinger	G
72	Ben Powers	G
73	Marshal Yanda	G/T
74	James Hurst	G/T
77	Bradley Bozeman	G/C
78	Orlando Brown Jr.	T
79	Ronnie Stanley	T

## SECONDARY

22	Jimmy Smith	CB
24	Marcus Peters	CB
28	Jordan Richards	DB
29	Earl Thomas III	S
31	Brynden Trawick	S
34	Anthony Averett	CB
36	Chuck Clark	S
37	Iman Marshall	CB
39	Brandon Carr	CB
41	Anthony Levine Sr.	DB/LB
44	Marlon Humphrey	CB

## LINEBACKERS

45	Jaylon Ferguson	OLB
48	Patrick Onwuasor	ILB
49	Chris Board	ILB
54	Tyus Bowser	OLB
57	Josh Bynes	ILB
58	L.J. Fort	ILB
99	Matthew Judon	OLB

## DEFENSIVE LINE

42	Patrick Ricard	FB/DL
53	Jihad Ward	DT
71	Justin Ellis	DT
93	Chris Wormley	DE
96	Domata Peko Sr.	DT
97	Michael Pierce	DT
98	Brandon Williams	DT

## SPECIALISTS

4	Sam Koch	P
9	Justin Tucker	K
46	Morgan Cox	LS

## PRACTICE SQUAD

30	Christopher Ezeala (IPP)	FB
38	Terrell Bonds	CB
47	Byron Marshall	RB
51	Aaron Adeoye	OLB
59	Mike Onuoha	OLB
61	R.J. Prince	G
62	Marcus Applefield	T
66	Will Holden	G
84	Antoine Wesley	WR
85	Charles Scarff	TE
92	Ufomba Kamalu	DE

## RESERVE/INJURED

23	Tony Jefferson	S
25	Tavon Young	CB
32	DeShon Elliott	S
40	Denzel Rice (PS)	DB
50	Otaro Alaka	ILB
60	Randin Crecelius	G/T
68	Matt Skura	C/G
90	Pernell McPhee	OLB
94	Daylon Mack	DT
n/a	Fish Smithson	DB

## 2019 COACHING STAFF

John Harbaugh	Head Coach
Don Martindale	Defensive Coordinator
Greg Roman	Offensive Coordinator
David Culley	Asst. Head Coach/Pass Coord./WRs
Richard Angulo	Assistant Offensive Line Coach
Andy Bischoff	Assistant Tight Ends Coach
Randy Brown	Assistant Special Teams Coach
Joe Cullen	Defensive Line Coach
Joe D'Alessandris	Offensive Line Coach
Bobby Engram	Tight Ends Coach
Chris Hewitt	Defensive Backs Coach

Chris Horton	Special Teams Coach
Sterling Lucas	Defensive Assistant/Linebackers
Mike Macdonald	Linebackers Coach
Jesse Minter	Assistant Defensive Backs Coach
Steve Saunders	Head Strength & Conditioning Coach
James Urban	Quarterbacks Coach
Craig Ver Steeg	Senior Assistant/Running Backs
Anthony Watson	Asst. Strength & Conditioning Coach
Matt Weiss	Running Backs Coach
T.J. Weist	Assistant Special Teams Coach
Drew Wilkins	Assistant Defensive Line & OLBs



# DEPTH CHART

*Compiled by Ravens PR staff on Dec. 17*

## OFFENSE

WR	<u>15</u> <u>Marquise Brown</u>	- or -	83 Willie Snead IV	10 Chris Moore	16 De'Anthony Thomas
WR	<u>80</u> <u>Miles Boykin</u>		11 Seth Roberts	12 Jaleel Scott	
LT	79 Ronnie Stanley*		74 James Hurst		
LG	77 Bradley Bozeman		<u>65</u> <u>Patrick Mekari</u>	<u>72</u> <u>Ben Powers</u>	
C	<u>65</u> <u>Patrick Mekari</u>		77 Bradley Bozeman	63 Hroniss Grasu	
RG	73 Marshal Yanda		74 James Hurst	70 Parker Ehinger	
RT	78 Orlando Brown Jr.		74 James Hurst		
TE	86 Nick Boyle		89 Mark Andrews	81 Hayden Hurst	
QB	8 Lamar Jackson		3 Robert Griffin III	<u>7</u> <u>Trace McSorley</u>	
FB	42 Patrick Ricard				
RB	21 Mark Ingram II		35 Gus Edwards	<u>43</u> <u>Justice Hill</u>	

## DEFENSE

DT	98 Brandon Williams		71 Justin Ellis		
NT	97 Michael Pierce		96 Domata Peko Sr.		
DE	93 Chris Wormley		42 Patrick Ricard		
RUSH	<u>45</u> <u>Jaylon Ferguson</u>		53 Jihad Ward		
MLB	57 Josh Byner		49 Chris Board*		
WLB	- 58 L.J. Fort	- or -	48 Patrick Onwuasor		
SAM	99 Matthew Judon		54 Tyus Bowser		
LCB	44 Marlon Humphrey		24 Marcus Peters	34 Anthony Averett	
SS	36 Chuck Clark		41 Anthony Levine Sr.		
FS	29 Earl Thomas III		31 Brynden Trawick	28 Jordan Richards	
RCB	39 Brandon Carr		22 Jimmy Smith	<u>37</u> <u>Iman Marshall</u>	

## SPECIAL TEAMS

P	4 Sam Koch				
K	9 Justin Tucker				
H	4 Sam Koch				
LS	46 Morgan Cox				
KOR	16 De'Anthony Thomas	- or -	10 Chris Moore	<u>43</u> <u>Justice Hill</u>	
PR	16 De'Anthony Thomas		83 Willie Snead IV	<u>15</u> <u>Marquise Brown</u>	

All Rookies Underlined \* Missed Last Game w/ Injury

## PRONUNCIATIONS

**PLAYERS:** Aaron Adeoye (uh-DAY-oh-yay); Parker Ehinger (EN-gur); Chris Ezeala (eh-ZAH-lah); Hroniss Grasu (huh-ROW-niss, grass-UU); Matthew Judon (joo-DON); Ufomba Kamalu (oh-FOM-ba, ka-MA-lu); Sam Koch (Cook); Anthony Levine Sr. (luh-VEEN); Patrick Mekari (muh-CARE-ee); Patrick Onwuasor (oh-WAH-so); Domata Peko (DOE-mah-tah, PECK-o); Matt Skura (SKUR-uh); Jihad Ward (JUH-hahd); Antoine Wesley (AN-twon); Marshal Yanda (YAWN-da)  
**COACHES:** Richard Angulo (an-GOO-low); Andy Bischoff (BISH-off); Joe D'Alessandris (dell-ah-SAN-dress); Craig Ver Steeg (ver-STEgg); T.J. Weist (WEEST)

# HOW 2019 RAVENS WERE BUILT

## BY YEAR SIGNED

YEAR	PLAYER	ACQ.
2006	P Sam Koch	D6a
2007	G/T Marshal Yanda	D3b
2010	LS Morgan Cox	RFA
2011	CB Jimmy Smith	D1
2012	DB/LB Anthony Levine Sr.	FA
	K Justin Tucker	RFA
2013	DT Brandon Williams	D3
2014	G/T James Hurst	RFA
2015	TE Nick Boyle	D5a
2016	OLB Matthew Judon	D5
	WR/RS Chris Moore	D4b
	ILB Patrick Onwuasor	RFA
	DT Michael Pierce	RFA
	C/G Matt Skura [Injured Reserve]	FA
	T Ronnie Stanley	D1
	CB Tavon Young [Injured Reserve]	D4a
2017	OLB Tyus Bowser	D2
	CB Brandon Carr	UFA (Dal.)
	S Chuck Clark	D6
	CB Marlon Humphrey	D1
	S Tony Jefferson [Injured Reserve]	UFA (Ari.)
	FB/DL Patrick Ricard	RFA
	DE Chris Wormley	D3a
2018	TE Mark Andrews	D3b
	CB Anthony Averett	D4a
	ILB Chris Board	RFA
	G/C Bradley Bozeman	D6c
	T Orlando Brown Jr.	D3a
	G/T Randin Crecelius [Injured Reserve]	RFA
	RB Gus Edwards	RFA
	S DeShon Elliott [Injured Reserve]	D6a
	QB Robert Griffin III	FA
	TE Hayden Hurst	D1a
	QB Lamar Jackson	D1b
	WR Jaleel Scott	D4c
	WR Willie Snead IV	Rest. FA (NO)
2019	ILB Otaru Alaka [Injured Reserve]	RFA
	WR Miles Boykin	D3b
	WR Marquise Brown	D1
	ILB Josh Bynes	FA
	G Parker Ehinger	FA
	DT Justin Ellis	FA
	OLB Jalyon Ferguson	D3a
	ILB L.J. Fort	FA
	C Hroniss Grasu	WAV (Ten.)
	RB Justice Hill	D4a
	RB Mark Ingram II	UFA (NO)
	DT Daylon Mack [Injured Reserve]	D5
	CB Iman Marshall	D4c
	OLB Pernell McPhee [Injured Reserve]	UFA (Was.)
	QB Trace McSorley	D6
	C/G Patrick Mekari	RFA
	DT Domata Peko Sr.	FA
	CB Marcus Peters	TR (LAR)
	G Ben Powers	D4b
	DB Jordan Richards	FA
	WR Seth Roberts	FA
	DB Fish Smithson [Injured Reserve]	FA
	WR/RS De'Anthony Thomas	FA
	S Earl Thomas III	UFA (Sea.)
	S Brynden Trawick	FA
	DT Jihad Ward	FA

## BY DRAFT ROUND

1st ROUND (10)	TEAM	YEAR
S Earl Thomas III	Seattle	2010 (14th)
CB Jimmy Smith	Baltimore	2011 (27th)
RB Mark Ingram II	New Orleans	2011 (28th)
QB Robert Griffin III	Washington	2012 (2nd)
CB Marcus Peters	Kansas City	2015 (18th)
T Ronnie Stanley	Baltimore	2016 (6th)
CB Marlon Humphrey	Baltimore	2017 (16th)
TE Hayden Hurst	Baltimore	2018 (25th)
QB Lamar Jackson	Baltimore	2018 (32nd)
WR Marquise Brown	Baltimore	2019 (25th)
2nd ROUND (3)		
DB Jordan Richards	New England	2015
DT Jihad Ward	Oakland	2016
OLB Tyus Bowser	Baltimore	2017
3rd ROUND (8)		
G/T Marshal Yanda	Baltimore	2007
C Hroniss Grasu	Chicago	2013
DT Brandon Williams	Baltimore	2013
DE Chris Wormley	Baltimore	2017
TE Mark Andrews	Baltimore	2018
T Orlando Brown Jr.	Baltimore	2018
OLB Jalyon Ferguson	Baltimore	2019
WR Miles Boykin	Baltimore	2019
4th ROUND (11)		
DT Domata Peko Sr.	Cincinnati	2006
DT Justin Ellis	Oakland	2014
WR/RS De'Anthony Thomas	Kansas City	2014
G Parker Ehinger	Kansas City	2016
WR/RS Chris Moore	Baltimore	2016
CB Tavon Young [Injured Reserve]	Baltimore	2016
CB Anthony Averett	Baltimore	2018
WR Jaleel Scott	Baltimore	2018
RB Justice Hill	Baltimore	2019
G Ben Powers	Baltimore	2019
CB Iman Marshall	Baltimore	2019
5th ROUND (5)		
CB Brandon Carr	Kansas City	2008
OLB Pernell McPhee [Injured Reserve]	Baltimore	2011
TE Nick Boyle	Baltimore	2015
OLB Matthew Judon	Baltimore	2016
DT Daylon Mack [Injured Reserve]	Baltimore	2019
6th ROUND (5)		
P Sam Koch	Baltimore	2006
S Chuck Clark	Baltimore	2017
G/C Bradley Bozeman	Baltimore	2018
S DeShon Elliott [Injured Reserve]	Baltimore	2018
QB Trace McSorley	Baltimore	2019
7th ROUND (1)	n/a	n/a
UNDRAFTED (20)		
LS Morgan Cox	Baltimore	2010
DB/LB Anthony Levine Sr.	Green Bay	2010
ILB Josh Bynes	Baltimore	2011
ILB L.J. Fort	Cleveland	2012
K Justin Tucker	Baltimore	2012
S Tony Jefferson [Injured Reserve]	Arizona	2013
S Brynden Trawick	Baltimore	2013
G/T James Hurst	Baltimore	2014
WR Seth Roberts	Oakland	2014
WR Willie Snead IV	Cleveland	2014
ILB Patrick Onwuasor	Baltimore	2016
DT Michael Pierce	Baltimore	2016
C/G Matt Skura [Injured Reserve]	Baltimore	2016
FB/DL Patrick Ricard	Baltimore	2017
DB Fish Smithson [Injured Reserve]	Washington	2017
ILB Chris Board	Baltimore	2018
G/T Randin Crecelius [Injured Reserve]	Baltimore	2018
RB Gus Edwards	Baltimore	2018
ILB Otaru Alaka [Injured Reserve]	Baltimore	2019
C/G Patrick Mekari	Baltimore	2019



# GAME-BY-GAME STARTERS

## OFFENSE

GAME	WR	LT	LG	C	RG	RT	TE	WR	QB	RB	FB	OTHER
Sept. 8 at Miami	<b>M. Brown</b>	Stanley	Bozeman	Skura	Yanda	O. Brown	Boyle	<b>Boykin</b>	Jackson	Ingram II	Ricard	n/a
Sept. 15 vs. Arizona	M. Brown	Stanley	Bozeman	Skura	Yanda	O. Brown	Boyle	Boykin	Jackson	Ingram II	n/a	Snead IV (WR)
Sept. 22 at Kansas City	M. Brown	Stanley	Bozeman	Skura	Yanda	O. Brown	<b>H. Hurst</b>	Boykin	Jackson	Ingram II	n/a	Snead IV (WR)
Sept. 29 vs. Cleveland	M. Brown	Stanley	Bozeman	Skura	Yanda	O. Brown	Boyle	Boykin	Jackson	Ingram II	n/a	Snead IV (WR)
Oct. 6 at Pittsburgh	Snead IV	Stanley	Bozeman	Skura	Yanda	O. Brown	Boyle	Boykin	Jackson	Ingram II	n/a	Andrews (TE)
Oct. 13 vs. Cincinnati	Moore	Stanley	Bozeman	Skura	Yanda	O. Brown	Boyle	Boykin	Jackson	Ingram II	Ricard	n/a
Oct. 20 at Seattle	Snead IV	Stanley	Bozeman	Skura	Yanda	O. Brown	Boyle	n/a	Jackson	Ingram II	Andrews (TE)	H. Hurst (TE)
Nov. 3 vs. New England	Snead IV	Stanley	Bozeman	Skura	Yanda	O. Brown	Boyle	Boykin	Jackson	Ingram II	n/a	M. Brown (WR)
Nov. 10 at Cincinnati	M. Brown	Stanley	Bozeman	Skura	Yanda	O. Brown	Boyle	n/a	Jackson	Ingram II	Andrews (TE)	H. Hurst (TE)
Nov. 17 vs. Houston	Snead IV	Stanley	Bozeman	Skura	Yanda	O. Brown	Boyle	Boykin	Jackson	Ingram II	Ricard	n/a
Nov. 25 at LA Rams	M. Brown	Stanley	Bozeman	Skura	Yanda	O. Brown	Boyle	Boykin	Jackson	Ingram II	Ricard	n/a
Dec. 1 vs. San Francisco	M. Brown	Stanley	Bozeman	<b>Mekari</b>	Yanda	O. Brown	Boyle	Snead IV	Jackson	Ingram II	Ricard	n/a
Dec. 8 at Buffalo	n/a	Stanley	Bozeman	Mekari	Yanda	O. Brown	Boyle	Boykin	Jackson	Ingram II	Ricard	Andrews (TE)
Dec. 12 vs. NY Jets	M. Brown	J. Hurst	Bozeman	Mekari	Yanda	O. Brown	Boyle	Snead IV	Jackson	Ingram II	n/a	H. Hurst (TE)
Dec. 22 at Cleveland												
Dec. 29 vs. Pittsburgh												

## DEFENSE

GAME	NT	DE	DT	SAM	MIKE	WILL	RUSH	RCB	LCB	SS	FS	OTHER
Sept. 8 at Miami	Pierce	Wormley	Williams	Judon	Onwuasor	K. Young	McPhee	Smith	Carr	Jefferson	Thomas III	n/a
Sept. 15 vs. Arizona	Pierce	n/a	Williams	Judon	Onwuasor	Jones (DB)	McPhee	Carr	Humphrey	Jefferson	Thomas III	<b>Averett (DB)</b>
Sept. 22 at Kansas City	Pierce	n/a	Williams	Judon	Onwuasor	K. Young	McPhee	Carr	Humphrey	Jefferson	Thomas III	Clark (S)
Sept. 29 vs. Cleveland	Pierce	n/a	Wormley	Judon	Onwuasor	K. Young	McPhee	Carr	Humphrey	Jefferson	Thomas III	Averett (DB)
Oct. 6 at Pittsburgh	Pierce	n/a	Williams	Judon	Bynes	Onwuasor	McPhee	Canady	Humphrey	Jefferson	Thomas III	Carr (DB)
Oct. 13 vs. Cincinnati	Pierce	Wormley	Williams	Judon	Bynes	Fort	McPhee	Carr	Humphrey	Clark	Thomas III	n/a
Oct. 20 at Seattle	Pierce	n/a	Williams	Judon	Bynes	Fort	McPhee	Carr	Humphrey	Clark	Thomas III	Peters (DB)
Nov. 3 vs. New England	Pierce	n/a	Williams	Judon	Fort	J. Smith (DB)	<b>Ferguson</b>	Carr	Humphrey	Clark	Thomas III	Peters (DB)
Nov. 10 at Cincinnati	Pierce	Wormley	Williams	Judon	Bynes	n/a	Ferguson	Smith	Humphrey	Thomas III	Carr	Clark (DB)
Nov. 17 vs. Houston	Peko	n/a	Williams	Judon	Bynes	Fort	Ferguson	Peters	Humphrey	Thomas III	Carr	Clark (DB)
Nov. 25 at LA Rams	Peko	n/a	Williams	Judon	Bynes	Onwuasor	Ferguson	Carr	Peters	Clark	Thomas III	Humphrey (DB)
Dec. 1 vs. San Francisco	Pierce	Wormley	Williams	Judon	Fort	n/a	Ferguson	Peters	Humphrey	Thomas III	Carr	Clark (DB)
Dec. 8 at Buffalo	Pierce	n/a	Williams	Judon	Fort	Clark (DB)	Ferguson	Smith	Humphrey	Thomas III	Carr	Peters (DB)
Dec. 12 vs. NY Jets	Pierce	Wormley	Williams	Judon	Fort	Clark (DB)	Ferguson	Peters	Humphrey	Thomas III	Carr	n/a
Dec. 22 at Cleveland												
Dec. 29 vs. Pittsburgh												

**Bold denotes first NFL start**

# 2019 TRANSACTIONS

- **Jan: 2:** Signed **LB Ejuan Price** and **LB Matthew Thomas** to Reserve/Future contacts.
- **Jan. 7:** Signed **G Kofi Amichia** to a Reserve/Future contact; Re-signed **T Randin Crecelius**, **DB Robertson Daniel**, **RB Tyler Ervin**, **FB Christopher Ezeala**, **DB Bennett Jackson**, **LB Alvin Jones** and **TE Nick Keizer** to Reserve/Future contracts.
- **Feb. 19:** Signed **CB Tavon Young** to a three-year contract extension.
- **Feb. 25:** Terminated the contract of vested veteran **WR Michael Crabtree**.
- **March 1:** Waived **RB Alex Collins**.
- **March 6:** Terminated the contract of vested veteran **S Eric Weddle**.
- **March 7:** Re-signed **TE Nick Boyle**, who was scheduled to become an unrestricted free agent.
- **March 13:** Traded **QB Joe Flacco** to the **Denver Broncos** in exchange for a 2019 fourth-round draft pick (113th overall).
- **March 15:** Signed unrestricted free agents **RB Mark Ingram II** and **S Earl Thomas III**.
- **March 19:** Signed unrestricted free agent **CB Justin Bethel**; Waived (failed physicals) **LB Bam Bradley** and **CB Jaylen Hill**.
- **March 26:** Re-signed free agent **CB Stanley Jean-Baptiste**.
- **March 28:** Re-signed unrestricted free agent **QB Robert Griffin III**.
- **April 8:** Signed free agent **WR Seth Roberts**.
- **April 15:** Re-signed exclusive rights free agents **RB Gus Edwards**, **G Jermaine Eluemunor**, **C Matt Skura** and **RB De'Lance Turner**; Re-signed restricted free agent **LB Patrick Onwuasor**.
- **April 24:** Signed **K Justin Tucker** to a four-year contract extension and **G Marshal Yanda** to a one-year contract extension.
- **May 1:** Re-signed restricted free agent **DT Michael Pierce**.
- **May 3:** Signed draft choices **RB Justice Hill**, **DT Daylon Mack**, **CB Iman Marshall** and **G Ben Powers**; Signed undrafted rookie free agents **LB Otaro Alaka**, **T Marcus Applefield**, **LB E.J. Ejiya**, **TE Cole Herdman**, **DE Markus Jones**, **T Patrick Mekari**, **DT Kalil Morris**, **WR Sean Modster**, **DE Michael Onuoha**, **TE Matt Orzech**, **TE Charles Scarff**, **WR Jaylen Smith**, **LB Silas Stewart**, **G C.J. Toogood**, **WR Antoine Wesley**, **DT Gerald Willis** and **S Evan Worthington**.
- **May 4:** Signed draft choice **QB Trace McSorley**.
- **May 5:** Waived **G C.J. Toogood** and **S Evan Worthington**.
- **May 6:** Waived **DB Robertson Daniel**; Signed **OLB Aaron Adeoye**, **CB Terrell Bonds** and **T Darrell Williams**.
- **May 13:** Signed free agents **QB Jalan McClendon** and **G Patrick Vahe**.
- **May 14:** Waived **LB Ejuan Price**; Signed free agent **WR Joe Horn Jr.**
- **May 16:** Waived **G Kofi Amichia** and **TE Nick Keizer**; Signed free agent **G R.J. Prince**.
- **May 20:** Waived **QB Jalan McClendon** and **DT Kalil Morris**; Signed free agents **WR Michael Floyd**, **OLB Pernell McPhee** and **OLB Shane Ray**.
- **May 31:** Signed draft choice **OLB Jaylon Ferguson**.
- **June 6:** Signed draft choice **WR Marquise Brown**.
- **July 17:** Signed draft choice **WR Miles Boykin**.
- **July 25:** Waived (NFI) **WR Quincy Adebeyejo**.
- **July 26:** Signed free agent **G Isaiah Williams**.
- **July 29:** Waived **DE Markus Jones**; Signed **QB Joe Callahan**.
- **July 31:** Waived **WR Jordan Lasley**; Signed free agent **LB Nicholas Grigsby**.
- **Aug. 1:** Waived **LB Matthew Thomas**; Signed free agent **S Brynden Trawick**.
- **Aug. 5:** Traded **G Alex Lewis** to the **NY Jets** in exchange for a 2020 conditional draft choice.
- **Aug. 10:** Signed free agent **DT Elijah Qualls**.
- **Aug. 11:** Traded **K/P Kaare Vedvik** to the **Minnesota Vikings** in exchange for an undisclosed 2020 draft pick.
- **Aug. 12:** Signed rookie free agent **P Sean Smith**.
- **Aug. 15:** Waived **DT Elijah Qualls**.
- **Aug. 16:** Waived **P Sean Smith**; Signed **LB Donald Payne**.
- **Aug. 17:** Signed free agent **K Cameron Nizialek**; Waived (injury settlement) **OLB Mike Onuoha**.
- **Aug. 23:** Signed free agent **LB Paul Worrirow**.
- **Aug. 24:** Waived **LB Nicholas Grigsby**; Terminated the contract of vested veteran **LB Paul Worrirow**.
- **Aug. 25:** Signed free agent **K Elliott Fry**.
- **Aug. 27:** Signed free agent **DB Fish Smithson**.
- **Aug. 28:** Traded **G/T Jermaine Eluemunor** to **New England** in exchange for an undisclosed draft pick.
- **Aug. 30:** Waived **QB Joe Callahan**, **K Elliott Fry**, **WR Joe Horn Jr.**, **LS Matthew Orzech**, **WR Jaylen Smith**, **LB Silas Stewart**, **G Patrick Vahe**, **T Darrell Williams** and **G Isaiah Williams**; Terminated the contracts of vested veterans **WR Michael Floyd** and **OLB Shane Ray**.
- **Aug. 31:** Waived **OLB Aaron Adeoye**, **T Marcus Applefield**, **CB Terrell Bonds**, **CB Maurice Canady**, **ILB E.J. Ejiya**, **RB Tyler Ervin**, **FB Christopher Ezeala**, **DT Willie Henry Jr.**, **TE Cole Herdman**, **DB Bennett Jackson**, **WR Sean Modster**, **ILB Donald Payne**, **G R.J. Prince**, **TE Charles Scarff**, **DT Zach Sieler**, **RB De'Lance Turner**, **WR Antoine Wesley** and **DT Gerald Willis**; Terminated the contract of vested veteran **CB Stanley Jean-Baptiste** (injury settlement); Waived, (injury settlement) **K Cameron Nizialek**; Terminated the contract of vested veteran **S Brynden Trawick**; Placed **G/T Randin Crecelius**, **RB Kenneth Dixon**, **ILB Alvin Jones**, **DB Fish Smithson** and **CB Tavon Young** on Injured Reserve.
- **Sept. 1:** Signed **OLB Aaron Adeoye**, **T Marcus Applefield**, **CB Maurice Canady**, **WR Sean Modster**, **ILB Donald Payne**, **G R.J. Prince**, **TE Charles Scarff**, **DT Zach Sieler**, **RB De'Lance Turner** and **WR Antoine Wesley** to the practice squad; Signed **International Practice Player FB Christopher Ezeala** to the practice squad.
- **Sept. 2:** Placed **CB Iman Marshall** on Injured Reserve; Re-signed **S Brynden Trawick** to the 53-man roster.
- **Sept. 3:** Waived **T Marcus Applefield** from the practice squad and signed **DT Trevon Coley**.
- **Sept. 6:** Waived (injury settlement) **RB Kenneth Dixon**.

# 2019 TRANSACTIONS

- **Sept. 10:** Waived (injury settlement) LB Alvin Jones; Released WR Sean Modster and LB Donald Payne from the practice squad; Signed DB Terrell Bonds and **RB Mark Thompson** to the practice squad.
- **Sept. 14:** Waived T Greg Senat; Signed CB Maurice Canady from the practice squad to the 53-man roster.
- **Sept. 16:** Signed **G Parker Ehinger** to the practice squad.
- **Sept. 18:** Placed RB Mark Thompson on practice squad IR and re-signed TE Cole Herdman to the practice squad.
- **Sept. 23:** Reached an injury settlement with RB Mark Thompson and terminated his practice squad contract.
- **Sept. 28:** Placed LB Otaru Alaka on Injured Reserve.
- **Sept. 30:** Signed free agent **LB L.J. Fort**.
- **Oct. 1:** Waived OLB Tim Williams; Signed **DT Jeremiah Ledbetter** to the practice squad after DT Trevon Coley was claimed by Indianapolis.
- **Oct. 2:** Signed free agent **ILB Josh Bynes** to the 53-man roster.
- **Oct. 3:** Placed S Brynden Trawick on Injured Reserve.
- **Oct. 5:** Activated DT Zach Sieler from the practice squad to the 53-man roster.
- **Oct. 7:** Placed S Tony Jefferson on Injured Reserve; Re-signed WR Sean Modster to the practice squad; Signed free agent **DT Jihad Ward**.
- **Oct. 8:** Released TE Cole Herdman from the practice squad; Signed **DB A.J. Howard** to the practice squad
- **Oct. 15:** Released DB A.J. Howard from the practice squad; Placed S DeShon Elliott on Injured Reserve; Re-signed S Bennett Jackson to the 53-man roster; Signed DB Denzel Rice to the practice squad; Traded LB Kenny Young and an undisclosed draft pick to the Los Angeles Rams in exchange for **CB Marcus Peters**.
- **Oct. 21:** Terminated the contract of vested veteran CB Justin Bethel; Released DT Jeremiah Ledbetter from the practice squad; Placed OLB Pernell McPhee on Injured Reserve.
- **Oct. 22:** Signed **OLB Demone Harris** to the practice squad.
- **Oct. 24:** Signed free agent **DB Jordan Richards**.
- **Oct. 25:** Signed **DE Ufomba Kamalu** off New England's practice squad.
- **Oct. 31:** Placed DB Denzel Rice on Practice Squad Injured list.
- **Nov. 5:** Waived CB Maurice Canady; Signed free agent **WR/RS De'Anthony Thomas**; Re-signed OLB Mike Onuoha to the practice squad; Signed **RB Byron Marshall** to the practice squad after RB De'Lance Turner was signed by Miami.
- **Nov. 7:** Waived WR Sean Modster from the practice squad; re-signed T Marcus Applefield to the practice squad.
- **Nov. 12:** Waived CB/RB Cyrus Jones and DE Ufomba Kamalu; Activated CB Iman Marshall from Injured Reserve - Designated for Return; Signed free agent **DT Justin Ellis**.
- **Nov. 13:** Placed DT Daylon Mack on Injured Reserve; Signed free agent **DT Domata Peko**; Waived T Marcus Applefield from the practice squad and re-signed DE Ufomba Kamalu to the practice squad.
- **Nov. 21:** Re-signed T Marcus Applefield to the practice squad after OLB Demone Harris was signed by Kansas City off Baltimore's practice squad.
- **Nov. 26:** Placed C Matt Skura on Injured Reserve.
- **Nov. 27:** Signed free agent **C Jake Brendel**.
- **Nov. 30:** Waived C Jake Brendel and elevated G Parker Ehinger from the practice squad to the 53-man roster.
- **Dec. 2:** Waived DB Bennett Jackson.
- **Dec. 3:** Activated S Brynden Trawick from Injured Reserve - Designated to Return; Signed FB/DL Patrick Ricard to a two-year contract extension.
- **Dec. 4:** Signed **G Will Holden** to the practice squad; Claimed **C Hroniss Grasu** off waivers (Ten.) and waived DT Zach Sieler.

(Bold indicates first time player has joined the Ravens.)



# 2019 STATISTICS

## WON 12, LOST 2

09/08	W	59-10	at Miami	65,012
09/15	W	23-17	Arizona	70,126
09/22	L	28-33	at Kansas City	73,390
09/29	L	25-40	Cleveland	70,686
10/06	W	26-23	OT at Pittsburgh	64,037
10/13	W	23-17	Cincinnati	70,051
10/20	W	30-16	at Seattle	69,012
11/03	W	37-20	New England	71,157
11/10	W	49-13	at Cincinnati	45,918
11/17	W	41- 7	Houston	70,731
11/25	W	45- 6	at L.A. Rams	72,409
12/01	W	20-17	San Francisco	71,029
12/08	W	24-17	at Buffalo	69,134
12/12	W	42-21	N.Y. Jets	70,545
12/22			at Cleveland	
12/29			Pittsburgh	

		<b>Balt.</b>	<b>Opp.</b>
<b>TOTAL FIRST DOWNS</b>		<b>336</b>	<b>249</b>
Rushing		157	68
Passing		155	148
Penalty		24	33
3rd Down: Made/Att	74/160	64/170	
3rd Down Pct.	46.3	37.6	
4th Down: Made/Att	16/21	6/17	
4th Down Pct.	76.2	35.3	
<b>POSSESSION AVG.</b>	<b>34:18</b>	<b>25:42</b>	
<b>TOTAL NET YARDS</b>	<b>5736</b>	<b>4400</b>	
Avg. Per Game	409.7	314.3	
Total Plays	925	818	
Avg. Per Play	6.2	5.4	
<b>NET YARDS RUSHING</b>	<b>2830</b>	<b>1346</b>	
Avg. Per Game	202.1	96.1	
Total Rushes	512	298	
<b>NET YARDS PASSING</b>	<b>2906</b>	<b>3054</b>	
Avg. Per Game	207.6	218.1	
Sacked/Yards Lost	25/110	34/242	
Gross Yards	3016	3296	
Att./Completions	388/258	486/289	
Completion Pct.	66.5	59.5	
Had Intercepted	7	12	
<b>PUNTS/AVERAGE</b>	<b>36/44.8</b>	<b>54/46.8</b>	
<b>NET PUNTING AVG.</b>	<b>36/39.6</b>	<b>54/42.0</b>	
<b>PENALTIES/YARDS</b>	<b>96/782</b>	<b>84/686</b>	
<b>FUMBLES/BALL LOST</b>	<b>14/5</b>	<b>19/10</b>	
<b>TOUCHDOWNS</b>	<b>58</b>	<b>26</b>	
Rushing	19	11	
Passing	34	13	
Returns	5	2	

<b>* SCORE BY PERIODS</b>	<b>Q1</b>	<b>Q2</b>	<b>Q3</b>	<b>Q4</b>	<b>OT</b>	<b>PTS</b>
<b>TEAM</b>	122	132	99	116	3	472
<b>OPPONENTS</b>	31	110	44	72	0	257
<b>* SCORING</b>	<b>TD-Ru</b>	<b>Pa</b>	<b>Rt</b>	<b>K-PAT</b>	<b>FG</b>	<b>S PTS</b>
Tucker	0	0	0	0	51/53	23/24 0 120
Ingram	14	10	4	0	0	0 88
Andrews	8	0	8	0	0	0 48
M. Brown	7	0	7	0	0	0 42
L. Jackson	7	7	0	0	0	0 42
Snead	5	0	5	0	0	0 30
Boykin	3	0	3	0	0	0 18
Peters LG	3	0	0	3	0	0 18
Peters TM	2	0	0	2	0	0 12
Boyle	2	0	2	0	0	0 12
Edwards	2	2	0	0	0	0 12
Humphrey	2	0	0	2	0	0 12
H. Hurst	2	0	2	0	0	0 12
Roberts	2	0	2	0	0	0 12
Bowser	1	0	0	1	0	0 6
Ricard	1	0	1	0	0	0 6
<b>TEAM</b>	<b>58</b>	<b>19</b>	<b>34</b>	<b>5</b>	<b>51/53</b>	<b>23/24 0 472</b>
<b>OPPONENTS</b>	<b>26</b>	<b>11</b>	<b>13</b>	<b>2</b>	<b>20/22</b>	<b>25/29 0 257</b>

2-Pt Conv: Ingram 2, TEAM 2-5, OPPONENTS 3-4

SACKS: Judon 8.5, Bowser 5, McPhee 3, Onwuasor 3, Ferguson 2, Fort LG 2, Fort TM 2, E. Thomas 1.5, Wormley 1.5, Bynes 1, Carr 1, Clark 1, Ricard 1, Ji. Smith 1, Ward LG 1, Ward TM 1, B. Williams 1, Pierce 0.5, TEAM 34, OPPONENTS 25

FUM/LOST: L. Jackson 7/1, D. Thomas(LG) 3/0, Andrews 2/1, Ingram 2/2, C. Jones(TM) 1/1, Skura 1/0, D. Thomas(TM) 1/0

<b>* RUSHING</b>	<b>No.</b>	<b>Yds</b>	<b>Avg</b>	<b>Long</b>	<b>TD</b>
L. Jackson	159	1103	6.9	47t	7
Ingram	194	963	5.0	53	10
Edwards	100	515	5.2	63t	2
Hill	45	167	3.7	13	0
Levine	1	60	60.0	60	0
Griffin III	12	20	1.7	9	0
D. Thomas LG	1	4	4.0	4	0
Snead	1	2	2.0	2	0
<b>TEAM</b>	<b>512</b>	<b>2830</b>	<b>5.5</b>	<b>63t</b>	<b>19</b>
<b>OPPONENTS</b>	<b>298</b>	<b>1346</b>	<b>4.5</b>	<b>88t</b>	<b>11</b>

<b>* RECEIVING</b>	<b>No.</b>	<b>Yds</b>	<b>Avg</b>	<b>Long</b>	<b>TD</b>
Andrews	58	759	13.1	51	8
M. Brown	43	563	13.1	83t	7
Snead	28	317	11.3	50t	5
H. Hurst	27	305	11.3	61t	2
Boyle	27	291	10.8	35	2
Ingram	24	211	8.8	25t	4
Roberts	19	248	13.1	33t	2
Boykin	12	190	15.8	50	3
Ricard	8	47	5.9	10	1
Edwards	5	36	7.2	10	0
Hill	4	28	7.0	10	0
C. Moore	3	21	7.0	13	0
D. Thomas LG	1	6	6.0	6	0
<b>TEAM</b>	<b>258</b>	<b>3016</b>	<b>11.7</b>	<b>83t</b>	<b>34</b>
<b>OPPONENTS</b>	<b>289</b>	<b>3296</b>	<b>11.4</b>	<b>83t</b>	<b>13</b>

<b>* INTERCEPTIONS</b>	<b>No.</b>	<b>Yds</b>	<b>Avg</b>	<b>Long</b>	<b>TD</b>
Peters LG	5	210	42.0	89t	3
Peters TM	3	178	59.3	89t	2
E. Thomas	2	38	19.0	24	0
Humphrey	2	14	7.0	14	0
Bynes	2	7	3.5	6	0
Clark	1	12	12.0	12	0
Ji. Smith	1	7	7.0	7	0
Canady TM	1	3	3.0	3	0
<b>TEAM</b>	<b>12</b>	<b>259</b>	<b>21.6</b>	<b>89t</b>	<b>2</b>
<b>OPPONENTS</b>	<b>7</b>	<b>31</b>	<b>4.4</b>	<b>20</b>	<b>0</b>

<b>* PUNTING</b>	<b>No.</b>	<b>Yds</b>	<b>Avg</b>	<b>Net</b>	<b>TB</b>	<b>In</b>	<b>Lg</b>	<b>B</b>
Koch	35	1613	46.1	39.6	4	17	62	1
<b>TEAM</b>	<b>36</b>	<b>1613</b>	<b>44.8</b>	<b>39.6</b>	<b>4</b>	<b>17</b>	<b>62</b>	<b>1</b>
<b>OPPONENTS</b>	<b>54</b>	<b>2526</b>	<b>46.8</b>	<b>42.0</b>	<b>3</b>	<b>18</b>	<b>67</b>	<b>0</b>

<b>* PUNT RETURNS</b>	<b>Ret</b>	<b>FC</b>	<b>Yds</b>	<b>Avg</b>	<b>Long</b>	<b>TD</b>
D. Thomas LG	22	5	139	6.3	20	0
D. Thomas TM	9	4	84	9.3	20	0
C. Jones TM	12	10	113	9.4	25	0
<b>TEAM</b>	<b>21</b>	<b>14</b>	<b>197</b>	<b>9.4</b>	<b>25</b>	<b>0</b>
<b>OPPONENTS</b>	<b>12</b>	<b>10</b>	<b>108</b>	<b>9.0</b>	<b>21</b>	<b>0</b>

<b>* KICKOFF RETURNS</b>	<b>No.</b>	<b>Yds</b>	<b>Avg</b>	<b>Long</b>	<b>TD</b>
D. Thomas LG	13	228	17.5	29	0
D. Thomas TM	6	73	12.2	20	0
Hill	12	227	18.9	46	0
C. Moore	4	81	20.3	26	0
<b>TEAM</b>	<b>22</b>	<b>381</b>	<b>17.3</b>	<b>46</b>	<b>0</b>
<b>OPPONENTS</b>	<b>43</b>	<b>973</b>	<b>22.6</b>	<b>92t</b>	<b>1</b>

<b>* FIELD GOALS</b>	<b>1-19</b>	<b>20-29</b>	<b>30-39</b>	<b>40-49</b>	<b>50+</b>
Tucker	0/0	7/7	8/8	7/8	1/1
<b>TEAM</b>	<b>0/0</b>	<b>7/7</b>	<b>8/8</b>	<b>7/8</b>	<b>1/1</b>
<b>OPPONENTS</b>	<b>1/1</b>	<b>7/7</b>	<b>9/9</b>	<b>7/9</b>	<b>1/3</b>

**Tucker:** (34G) (33G, 28G, 51G) (39G) (41G) (27G, 26G, 48G, 46G) (40G, 49G, 21G) (25G, 28G, 22G) (39G) ( ) (43N, 34G, 46G) (34G) (30G, 49G) (36G) ( )

**OPP:** (54G) (22G, 21G, 21G) (42G, 36G) (24G, 43G) (41G, 29G, 33G) (22G) (34G, 31G, 53N, 35G) (22G, 19G) (42G, 39G) (43N) (32G, 46G) (51B, 32G) (36G, 47G, 48G) (49B)

<b>* PASSING</b>	<b>Att</b>	<b>Cmp</b>	<b>Yds</b>	<b>Cmp%</b>	<b>Yds/Att</b>	<b>TD</b>	<b>TD%</b>	<b>Int</b>	<b>Int%</b>	<b>Long</b>	<b>SK/Lost</b>	<b>Rating</b>
L. Jackson	370	245	2889	66.2	7.81	33	8.9	6	1.6	83t	23/106	112.8
Griffin III	17	12	129	70.6	7.59	1	5.9	1	5.9	39	2/4	87.6
Koch	1	1	-2	100.0	-2.00	0	0.0	0	0.0	-2	0/0	79.2
<b>TEAM</b>	<b>388</b>	<b>258</b>	<b>3016</b>	<b>66.5</b>	<b>7.77</b>	<b>34</b>	<b>8.8</b>	<b>7</b>	<b>1.8</b>	<b>83t</b>	<b>25/110</b>	<b>111.6</b>
<b>OPPONENTS</b>	<b>486</b>	<b>289</b>	<b>3296</b>	<b>59.5</b>	<b>6.78</b>	<b>13</b>	<b>2.7</b>	<b>12</b>	<b>2.5</b>	<b>83t</b>	<b>34/242</b>	<b>78.5</b>

## 2019 DEFENSIVE STATISTICS

from Press Box Stats

Name	Total	Solo	Assists	Sacks	Yds.	TFL	INT	Yds.	PD	FF	FR
Marlon Humphrey	58	47	11	0	0	4	2	14	13	2	3
Chuck Clark	56	38	18	1	8	2	1	12	5	2	0
Patrick Onwuasor	55	42	13	3	23	5	0	0	1	1	0
Matthew Judon	47	36	11	8.5	74.5	13	0	0	0	3	0
Earl Thomas III	45	30	15	1.5	8	1	2	38	4	1	1
Brandon Carr	43	37	6	1	7	2	0	0	6	0	0
Josh Bynes	42	21	21	1	0	5	2	7	4	0	0
Marcus Peters	35	28	7	0	0	0	3	178	9	0	0
Brandon Williams	32	13	19	1	6	2	0	0	0	0	1
Michael Pierce	29	16	13	0.5	3.5	1	0	0	0	0	0
Jaylon Ferguson	28	19	9	2	14	6	0	0	1	0	1
Jimmy Smith	26	24	2	1	8	1	1	7	6	0	0
Chris Wormley	25	13	12	1.5	7	2	0	0	2	0	0
L.J. Fort	24	13	11	2	12	4	0	0	1	0	0
Maurice Canady	21	19	2	0	0	0	1	3	3	1	0
Tony Jefferson	21	11	10	0	0	0	0	0	3	0	0
Pernell McPhee	19	17	2	3	18	7	0	0	1	0	0
Tyus Bowser	18	14	4	5	35	3	0	0	2	1	1
Anthony Averett	13	12	1	0	0	0	0	0	2	0	0
Kenny Young	13	11	2	0	0	3	0	0	0	1	0
Domata Peko Sr.	10	5	5	0	0	0	0	0	0	0	0
Patrick Ricard	9	8	1	1	10	1	0	0	1	1	0
Anthony Levine Sr.	7	6	1	0	0	1	0	0	0	0	0
Jihad Ward	7	3	4	1	8	1	0	0	0	0	2
Chris Board	4	2	2	0	0	1	0	0	0	0	0
DeShon Elliott	3	3	0	0	0	0	0	0	1	0	0
Justin Ellis	3	1	2	0	0	0	0	0	0	0	0
Zach Sieler	3	2	1	0	0	0	0	0	0	0	0
Bennett Jackson	2	1	1	0	0	0	0	0	0	0	0
Cyrus Jones	2	2	0	0	0	0	0	0	0	0	0
Tim Williams	2	2	0	0	0	0	0	0	0	0	0
Justin Bethel	1	1	0	0	0	0	0	0	0	0	0
Brynden Trawick	1	1	0	0	0	0	0	0	0	0	0
<b>Totals</b>	<b>704</b>	<b>498</b>	<b>206</b>	<b>34</b>	<b>242</b>	<b>65</b>	<b>12</b>	<b>259</b>	<b>65</b>	<b>13</b>	<b>9</b>

### 2019 SPECIAL TEAMS STATISTICS

from Press Box Stats

Name	Total	Solo	Assists	FF	FR	Blocked Kicks
L.J. Fort	7	5	2	0	0	0
Anthony Levine Sr.	6	5	1	0	0	0
Justin Bethel	5	3	2	0	1	0
Chris Board	5	3	2	0	0	0
Chuck Clark	5	2	3	0	0	0
De'Anthony Thomas	5	5	0	0	1	0
Tyus Bowser	4	4	0	0	0	0
Jordan Richards	4	3	1	0	0	0
DeShon Elliott	3	3	0	0	0	0
Bennett Jackson	3	1	2	0	0	0
Chris Moore	3	1	1	0	0	0
Brynden Trawick	3	2	1	0	0	0
Gus Edwards	2	2	0	0	0	0
Cyrus Jones	2	1	1	0	0	0
Anthony Averett	1	1	0	0	0	0
Josh Bynes	1	1	0	0	0	0
Sam Koch	1	1	0	0	0	0
Iman Marshall	1	1	0	0	0	0
Marlon Humphrey	0	0	0	0	0	1
Patrick Ricard	0	0	0	0	0	1
<b>Totals</b>	<b>61</b>	<b>44</b>	<b>16</b>	<b>0</b>	<b>2</b>	<b>2</b>

### 2019 SINGLE-GAME BESTS

- Tackles:** 10 by Maurice Canady vs. Cin. (10/13)
- Sacks:** 2 twice; last by T. Bowser and M. Judon vs. Hou. (11/17)
- Interceptions:** 1 12 times; last by Chuck Clark vs. NYJ (12/12)
- Passes Defensed:** 3 by Marcus Peters at Buf. (12/8)
- Tackles For Loss:** 3 three times; last by Matthew Judon vs. Hou. (11/17)
- Forced Fumbles:** 1 13 times; last by Tyus Bowser vs. NYJ (12/12)
- Fumble Recoveries:** 1 10 times; last by Jihad Ward vs. NYJ (12/12)
- Special Teams Tackles:** 4 by De'Anthony Thomas vs. NYJ (12/12)

### TACKLES FOR LOSS LEADERS

Name	TFL
Matthew Judon	13
Pernell McPhee	7
Jaylon Ferguson	6
Josh Bynes	5
Patrick Onwuasor	5

### SACKS LEADERS

Name	Sacks
Matthew Judon	8.5
Tyus Bowser	5
Pernell McPhee	3
Patrick Onwuasor	3
Two Players	2

### PASSES DEFENSED LEADERS

Name	PD
Marlon Humphrey	13
Marcus Peters	9
Brandon Carr	6
Jimmy Smith	6
Chuck Clark	5

### INTERCEPTIONS LEADERS

Name	INTs
Marcus Peters	3
Josh Bynes	2
Marlon Humphrey	2
Earl Thomas III	2
Three Players	1

ALWAYS MORE.  
**NEVER LESS.**





## BALTIMORE RAVENS 2019 REGULAR SEASON GAME BY GAME OFFENSIVE STATISTICS

Game	9/8 @ Mia.	9/15 vs. Ari.	9/22 @ KC	9/29 vs. Cle.	10/6 @ Pit.	10/13 vs. Cin.	10/20 @ Sea.	11/3 vs. NE	11/10 @ Cin.	11/17 vs. Hou.	11/25 @ LAR	12/1 vs. SF	12/8 at Buf.	12/12 vs. NYJ	12/22 @ Cle.	12/29 vs. Pit.
Points	59	23	28	25	26	23	30	37	49	41	45	20	24	42		
1st Qtr	21	7	6	0	10	14	3	10	14	0	14	7	3	13		
2nd Qtr	21	10	0	7	7	3	10	7	14	14	14	10	7	8		
3rd Qtr	10	0	7	3	0	3	7	7	21	13	7	0	7	14		
4th Qtr	7	6	15	15	6	3	10	13	0	14	10	3	7	7		
Overtime	0	0	0	0	3	0	0	0	0	0	0	0	0	0		
TDs (Ru-P-Ret)	8 (2-6-0)	2 (0-2-0)	4 (4-0-0)	3 (0-3-0)	2 (1-1-0)	2 (2-0-0)	3 (1-0-2)	5 (3-1-1)	7 (2-3-2)	5 (1-4-0)	6 (1-5-0)	2 (1-1-0)	3 (0-3-0)	6 (1-5-0)		
PATs (M/A)	8/8	2/2	1/1	2/2	2/2	2/2	3/3	4/5	7/7	5/5	6/6	2/2	3/3	4/5		
2PT Convs (M/A)	0/0	0/0	0/3	1/1	0/0	0/0	0/0	0/0	0/0	0/0	0/0	0/0	0/0	1/1		
FGs (M/A)	1/1	3/3	1/1	1/1	4/4	3/3	3/3	1/1	0/0	2/3	1/1	2/2	1/1	0/0		
Safeties	0	0	0	0	0	0	0	0	0	0	0	0	0	0		
First Downs	31	26	29	24	22	26	14	26	20	25	31	21	18	23		
Rushing	10	9	15	11	11	15	9	11	7	12	17	14	6	10		
Passing	17	16	14	12	8	11	5	11	13	11	13	5	8	11		
Penalty	4	1	0	1	3	0	0	4	0	2	1	2	4	2		
3rd Down Conv (M/A)	7-11	7-14	5-13	4-10	6-15	9-15	5-13	5-10	4-6	5-9	9-15	3-10	3-11	2-8		
3rd Down Conv Pct	64%	50%	38.5%	40%	40%	60%	38.5%	50%	66.7%	55.6%	60%	30%	27.3%	25%		
4th Down Conv (M/A)	2-2	0-1	3-4	1-2	1-1	0-0	1-1	1-1	1-1	0-1	3-3	2-3	0-0	1-1		
4th Down Conv Pct	100%	0%	75%	50%	100%	0%	100%	100%	100%	0%	100%	66.7%	0%	100%		
Total Net Yards	643	440	452	395	277	497	340	372	379	491	480	283	257	430		
Total Off. Plays	73	72	78	67	73	77	56	65	46	64	74	62	59	59		
Avg. Gain Per Play	8.8	6.1	5.8	5.9	3.8	6.5	6.1	5.7	8.2	7.7	6.5	4.6	4.4	7.3		
Net Yards Rushing	265	182	203	173	138	269	199	210	136	263	285	178	118	218		
Total Rushing Plays	46	33	32	29	40	43	35	41	23	36	48	38	33	34		
Avg. Gain Per Rush	5.8	5.5	6.3	6.0	3.5	6.3	5.7	5.1	5.9	7.3	5.9	4.7	3.6	6.4		
Net Yards Passing	378	258	249	222	139	228	141	162	243	228	195	105	139	212		
Times Sacked	1	2	3	4	5	1	1	1	1	1	3	1	1	1		
Yards Lost on Sacks	1	14	18	25	22	8	2	1	0	7	13	0	6	0		
Gross Yards Passing	379	272	267	247	161	236	143	163	243	235	208	105	145	212		
Pass Attempts	26	37	43	34	28	33	20	23	22	27	23	23	25	24		
Pass Completions	23	24	22	24	19	21	9	17	18	20	16	14	16	15		
Completion Pct	88.5%	64.9%	51.2%	70.6%	67.9%	63.6%	45.0%	73.9%	81.8%	74.1%	69.6%	60.9%	64.0%	62.5%		
Avg. Gain Per Pass	14	6.6	5.4	5.8	4.2	6.7	6.7	6.8	10.6	8.1	7.5	4.4	5.3	8.5		
Interceptions	0	0	0	2	3	0	0	0	1	0	0	0	1	0		
Fumbles / Fum. Lost	0/0	2/0	0/0	2/1	1/0	1/1	2/0	2/2	0/0	1/0	1/0	1/1	0/0	1/0		
Penalties	4	10	7	3	11	10	8	4	5	8	8	3	9	6		
Penalty Yards	40	62	60	15	92	81	75	34	35	65	66	23	99	35		
Punts	1	3	3	3	3	2	3	2	1	0	1	2	7	5		
Gross Punting Average	56.0	43.0	51.0	43.7	51.7	42.0	44.0	49.0	34.0	0.0	48.0	51.5	44.1	36.2		
Touchbacks	0	0	1	0	1	1	0	0	0	0	0	0	1	0		
Inside20	1	2	2	3	0	1	1	1	0	0	1	2	2	1		
Punts Blocked	0	0	0	0	0	0	0	0	0	0	0	0	0	1		
Net Punting Average	56.0	43.0	41.3	43.7	40.7	32.0	40.0	49.0	34.0	0.0	44.0	51.5	38.1	26.6		
Punt Returns	2	3	0	1	1	1	2	2	1	2	3	1	1	1		
Punt Return Yards	29	45	0	14	2	8	8	7	8	4	45	18	1	8		
Punt Return Avg.	14.5	15	0.0	14.0	2.0	8.0	4.0	3.5	8.0	2.0	15.0	18.0	1.0	8.0		
Fair Catches	2	1	1	1	1	4	0	0	0	1	1	0	0	2		
Kickoff Returns	1	2	2	5	1	0	3	3	1	2	0	2	0	1		
Kickoff Return Yards	9	46	47	101	46	0	21	38	18	16	0	34	0	5		
Kickoff Return Avg.	9.0	23.0	23.5	20.2	46.0	0.0	7.0	12.7	18.0	8.0	0.0	17.0	0.0	5.0		
Time of Possession	40:07	37:38	32:44	29:43	39:00	39:42	29:54	37:01	23:49	36:19	39:56	32:26	32:49	31:38		

## BALTIMORE RAVENS 2019 REGULAR SEASON GAME BY GAME DEFENSIVE STATISTICS

Game	9/8 @ Mia.	9/15 vs. Ari.	9/22 @ KC	9/29 vs. Cle.	10/6 @ Pit.	10/13 vs. Cin.	10/20 @ Sea.	11/3 vs. NE	11/10 @ Cin.	11/17 vs. Hou.	11/25 @ LAR	12/1 vs. SF	12/8 at Buf.	12/12 vs. NYJ	12/22 @ Cle.	12/29 vs. Pit.
Points	10	17	33	40	23	17	16	20	13	7	6	17	17	21		
1st Qtr	0	3	0	7	7	7	0	0	0	0	0	7	0	0		
2nd Qtr	10	3	23	3	6	3	13	13	10	0	6	7	6	7		
3rd Qtr	0	3	7	14	7	0	0	7	0	0	0	3	3	0		
4th Qtr	0	8	3	16	3	7	3	0	3	7	0	0	8	14		
Overtime	0	0	0	0	0	0	0	0	0	0	0	0	0	0		
TDs (Ru-P-Ret)	1 (0-1-0)	1 (1-0-0)	4 (1-3-0)	5 (4-1-0)	2 (1-1-0)	2 (1-0-1)	1 (0-1-0)	2 (1-1-0)	1 (0-1-0)	1 (1-0-0)	0-0-0	2 (1-1-0)	1 (0-1-0)	3 (0-2-1)		
PATs (M/A)	1/1	1/1	3/4	4/4	2/2	2/2	1/1	2/2	1/1	1/1	0/0	2/2	0/0	1/2		
2PT Convs (M/A)	0/0	1/1	0/0	0/1	0/0	0/0	0/0	0/0	0/0	0/0	0/0	0/0	1/1	1/1		
FGs (M/A)	1/1	3/3	2/2	2/2	3/3	1/1	3/4	2/2	2/2	0/1	2/2	1/2	3/3	0/1		
Safeties	0	0	0	0	0	0	0	0	0	0	0	0	0	0		
First Downs	12	15	27	22	18	18	20	22	21	16	14	15	16	13		
Rushing	1	2	9	8	3	2	8	4	11	3	2	7	4	4		
Passing	10	12	14	12	9	14	10	17	9	10	8	7	7	9		
Penalty	1	1	4	2	6	2	2	1	1	3	4	1	5	0		
3rd Down Conv (M/A)	3-10	2-11	5-9	6-13	3-9	5-11	10-17	5-13	7-15	2-10	2-9	4-12	4-17	6-14		
3rd Down Conv Pct	30%	18%	55.6%	46.2%	33.3%	45.5%	58.8%	38.5%	46.7%	20%	22.2%	33.3%	23.5%	42.9%		
4th Down Conv (M/A)	0-0	1-1	0-1	1-1	0-0	0-0	0-0	0-0	1-4	1-4	1-1	1-2	0-1	0-2		
4th Down Conv Pct	0%	100%	0%	100%	0%	0%	0%	0%	25%	25%	100%	50%	0%	0%		
Total Net Yards	200	349	503	530	269	250	347	342	307	232	221	331	209	310		
Total Off. Plays	47	54	64	61	51	55	68	65	72	57	48	52	68	57		
Avg. Gain Per Play	4.3	6.5	7.9	8.7	5.3	4.5	5.1	5.3	4.3	4.1	4.6	6.4	3.1	5.4		
Net Yards Rushing	21	20	140	193	77	33	106	74	157	122	22	174	104	103		
Total Rushing Plays	12	11	26	29	19	14	26	17	40	20	9	29	23	24		
Avg. Gain Per Rush	1.8	1.8	5.4	6.7	4.1	2.4	4.1	4.4	3.9	6.1	2.4	6.0	4.5	4.3		
Net Yards Passing	179	329	363	337	192	217	241	268	150	110	199	157	105	207		
Times Sacked	3	3	1	1	1	2	1	2	2	7	2	2	6	1		
Yards Lost on Sacks	11	20	11	5	11	18	0	17	17	59	13	8	41	11		
Gross Yards Passing	190	349	374	342	203	235	241	285	167	169	212	165	146	218		
Pass Attempts	32	40	37	31	31	39	41	46	30	30	37	21	39	32		
Pass Completions	15	25	27	20	21	21	20	30	16	18	26	15	17	18		
Completion Pct	46.9%	62.5%	73%	64.5%	67.7%	53.9%	48.8%	65.2%	53.3%	60%	70.3%	71.4%	43.6%	56.3%		
Avg. Gain Per Pass	5.1	7.7	9.6	10.5	6.0	5.3	5.7	5.6	4.7	3.0	5.1	6.8	2.3	6.3		
Interceptions	2	0	0	1	1	1	1	1	1	1	2	0	0	1		
Fumbles / Fum. Lost	1/1	1/0	3/0	0/0	2/1	0/0	1/1	2/1	3/2	1/1	1/0	1/1	2/1	1/1		
Penalties	9	8	4	6	11	4	2	7	1	5	8	6	5	8		
Penalty Yards	64	70	31	41	76	20	18	48	5	60	56	54	49	94		
Punts	6	5	2	3	4	5	3	5	1	3	4	2	7	4		
Gross Punting Average	53.7	53.4	44.0	42.3	43.8	40.2	51.3	46.6	53.0	37.3	50.0	45.0	42.9	51.0		
Touchbacks	0	0	1	0	0	0	1	0	0	0	0	0	1	0		
Inside20	2	1	1	0	2	3	1	3	0	1	0	1	1	2		
Punts Blocked	0	0	0	0	0	0	0	0	0	0	0	0	0	0		
Net Punting Average	48.8	44.4	34.0	37.7	43.3	38.6	42.0	45.2	45.0	36.0	38.8	36.0	39.9	49.0		
Punt Returns	1	1	1	0	1	0	2	0	0	0	1	0	2	3		
Punt Return Yards	0	0	9	0	13	0	12	0	0	0	4	0	22	48		
Punt Return Avg.	0.0	0.0	9.0	0.0	13.0	0.0	6.0	0.0	0.0	0.0	4.0	0.0	11.0	16.0		
Fair Catches	0	2	0	3	1	1	0	0	0	0	0	0	3	0		
Kickoff Returns	3	4	0	3	3	3	3	2	3	3	2	2	5	7		
Kickoff Return Yards	59	59	0	43	42	142	58	53	95	70	44	47	82	179		
Kickoff Return Avg.	19.7	14.8	0.0	14.3	14.0	47.3	19.3	26.5	31.7	23.3	22.0	23.5	16.4	25.6		
Time of Possession	19:53	22:22	27:16	30:17	25:34	20:18	30:06	22:59	36:11	23:41	20:04	27:34	27:11	28:22		