



BALTIMORE RAVENS GAME RELEASE

UNDER ARMOUR PERFORMANCE CENTER | 1 WINNING DRIVE | OWINGS MILLS, MD

PH: 410-701-4000 | BALTIMORERAVENS.COM | TWITTER: @RAVENS

WORLD CHAMPIONS: SUPER BOWL XXXV (2000) & SUPER BOWL XLVII (2012)



NEW YORK JETS VS. BALTIMORE RAVENS



[5-8] NFL WEEK 15 – DEC. 12, 2019 [11-2]

8:20 P.M. ET – M&T BANK STADIUM [71,008]

JUST THE FACTS

- Riding a nine-game winning streak (the NFL's longest this season), the Baltimore Ravens (11-2) host the New York Jets (5-8) in a Thursday night primetime showdown from M&T Bank Stadium. Baltimore, which secured a postseason berth last Sunday and currently holds the AFC's top playoff seed, can clinch its second-straight AFC North title with a victory on Thursday.
- The Ravens have now earned a playoff berth in eight of head coach John Harbaugh's 12 seasons at the helm in Baltimore. The Ravens are 11-2 for the first time in team history and have produced a franchise-best nine-game regular season winning streak.
- The Ravens rank No. 1 in points (33.1) and rushing yards (200.9) per game, while they're No. 2 in total yards per game (408.2). Baltimore is on pace to become the first team in NFL history to average 200 passing and 200 rushing yards per game in a season. QB Lamar Jackson has accounted for an NFL-high 35 total TDs (28 passing & 7 rushing), while, with three games remaining, Baltimore has already set a single-season franchise record for total TDs (52) and points (430).
- In last Sunday's 24-17 victory at Buffalo, Jackson passed for 3 TDs (16-of-25 for 145 yards) in blustery conditions and eclipsed the 1,000-yard rushing milestone (1,017), joining Michael Vick (2006) as the only NFL QBs to do so in a season. The Ravens' defense registered 6 sacks and limited the Bills to 209 yards, with CB Marcus Peters halting a late Buffalo push with a game-sealing PD near Baltimore's goal line on fourth-and-8 with 1:00 left in regulation.
- Baltimore leads the all-time series with the Jets, 8-2. Under Coach Harbaugh, the Ravens are 3-1.

WEEKLY SCHEDULE

- Mon. Dec. 9:** 4:30 p.m. Practice / Media Viewing
6 p.m. John Harbaugh at Podium & Open Locker Room
- Tues. Dec. 10:** 3:15 p.m. Practice / Media Viewing
5 p.m. Key Players at Podium & Open Locker Room

CONFERENCE CALLS

Monday: John Harbaugh at 12 p.m. & Adam Gase at 3:50 p.m.

CALLING THE ACTION

- Television: FOX – WBFF Ch. 45 (Baltimore)**
- Joe Buck (PBP) - Troy Aikman (analyst) - Erin Andrews (field)
- Kristina Pink (field) - Richie Zrontz (prod.) - Rich Russo (dir.)
- Digital Streaming: Amazon**
- Hannah Storm (PBP) - Andrea Kremer (analyst)
- National Radio: Westwood One Sports**
- Ian Eagle (PBP) - Tony Boselli (analyst)
- Local Radio: WBAL (1090 AM/101.5 FM) & 98 Rock (97.9 FM)**
- Gerry Sandusky (PBP) - Jarret Johnson (analyst) - Kirk McEwen (field)

COACH HARBAUGH SAYS

JOHN HARBAUGH ON BALTIMORE WINNING CLOSE GAMES THE PAST TWO WEEKS:

"I believe it proves where our guys are at. We often talk about, 'No test, no testimony.' If you want to be able to talk about something, do something special, you have to be tested. And, in the National Football League, you're going to be tested. [Winning close games] helps us going forward. These are playoff-stake games, and look who we've been playing all the way here. These are playoff teams that we're battling against. They're fighting for something just like us. We just need to keep getting better."

INJURY UPDATE

TE Mark Andrews (knee), LB Chris Board (concussion) and DB/LB Anthony Levine Sr. (ankle) left the Bills game and did not return. These starters are on IR: C Matt Skura (knee, Week 12), OLB Pernell McPhee (triceps, Week 7) and SS Tony Jefferson (knee, Week 5). Standout CB Tavon Young (neck, training camp) is also on Injured Reserve.

NOTE THE QUOTE

RB MARK INGRAM II ON THE 2019 RAVENS:

"We just play the game – whatever comes to us, we take it. We never quit, whether we're up or down. We will fight to the end. We will fight for 60 minutes. And if it has to go past 60 minutes, we'll fight even longer. It's just a testament to the guys we have in this locker room. We love each other. We're going to play for each other."

WHAT'S GOING ON?

BEST HOME RECORDS IN PRIMETIME GAMES

(SINCE 2008 / JOHN HARBAUGH ERA)

Rk.	Team	Record	Pct.
1.	Baltimore Ravens	13-1	.929
2.	Seattle Seahawks	19-2	.905
3.	New England Patriots	21-4	.840

X The Ravens have won 11-straight primetime home games, which stands as the NFL's longest active streak.

X The Ravens have outscored opponents 378-191 in home primetime games (+187 diff.) during the John Harbaugh Era.

X The Ravens own a +13 turnover differential in home primetime games under Coach Harbaugh.

6-0

The Ravens' record in home Thursday Night Football games under Coach Harbaugh.



JOHN HARBAUGH

RAVENS INFORMATION

2019 RAVENS SCHEDULE: 11-2

Date	Opponent	Result/Time
Sun. Sept. 8	at Miami Dolphins	W, 59-10
Sun. Sept. 15	ARIZONA CARDINALS	W, 23-17
Sun. Sept. 22	at Kansas City Chiefs	L, 28-33
Sun. Sept. 29	CLEVELAND BROWNS	L, 25-40
Sun. Oct. 6	at Pittsburgh Steelers	W, 26-23 (OT)
Sun. Oct. 13	CINCINNATI BENGALS	W, 23-17
Sun. Oct. 20	at Seattle Seahawks	W, 30-16
Sun. Nov. 3	NEW ENGLAND PATRIOTS	W, 37-20
Sun. Nov. 10	at Cincinnati Bengals	W, 49-13
Sun. Nov. 17	HOUSTON TEXANS	W, 41-7
Mon. Nov. 25	at Los Angeles Rams	W, 45-6
Sun. Dec. 1	SAN FRANCISCO 49ERS	W, 20-17
Sun. Dec. 8	at Buffalo Bills	W, 24-17
Thurs. Dec. 12	NEW YORK JETS	8:20 p.m. (FOX/NFLN)
Sun. Dec. 22*	at Cleveland Browns	1:00 p.m.
Sun. Dec. 29*	PITTSBURGH STEELERS	1:00 p.m.

*Flexible Scheduling Games Home Games in CAPS All Times Eastern

NUMBERS TO RAVE ABOUT

6 – Receiving TDs by WR Marquise Brown, ranking as the NFL's most among all rookies (tied with three players).

7 – Teams with a winning record that Baltimore has beaten during its nine-game winning streak. (The other two victories came against Cincinnati.) Those seven teams (Buf., Hou., LAR, NE, Pit., Sea. & SF) own a combined 64-27 record.

7 – Receiving TDs by TE Mark Andrews, tying (Darren Fells) for the most among all NFL TEs. The 7 also tie (Todd Heap, 2005 & Dennis Pitta, 2012) for the most by a Ravens' TE in a single season.

12 – TDs allowed by Baltimore during its nine-game winning streak, ranking as the NFL's fewest since Week 5. The Ravens' defense has scored 5 TDs of its own and forced 16 takeaways during this time.

12-0 – The Ravens' record when QB Lamar Jackson rushes for at least 70 yards in a game. Baltimore is 14-2 when he reaches 60 rushing yards in a game, including 9-1 this season.

15.1 – Points per game the Ravens' defense is allowing during the team's nine-game winning streak, marking the NFL's fewest since Week 5.

23 – Rushing yards QB Lamar Jackson needs to break Michael Vick's 2006 single-season NFL rushing record (1,039) by a QB.

52 – Total TDs scored by Baltimore, marking an NFL high and a single-season franchise record. (Previous mark was 47 in 2009.) Baltimore has also scored a franchise-record 430 points.

+194 – An NFL-best scoring differential (430-236) by Baltimore.

AFC NORTH STANDINGS

Team	W	L	T	Home	Road	Div.	Con.	PF	PA	Strk.
Baltimore	11	2	0	5-1	6-1	3-1	7-2	430	236	W9
Pittsburgh	8	5	0	5-2	3-3	3-2	6-3	259	242	W3
Cleveland	6	7	0	4-3	2-4	3-1	6-4	273	291	W1
Cincinnati	1	12	0	1-5	0-7	0-5	1-8	198	325	L1

NEW ERA 8

Here are several fast facts about the MVP-caliber play of QB Lamar Jackson:



- ✗ Baltimore is 17-3 with Jackson as its starter (11-2 this season). Since his first NFL start (Week 11 of 2018), Jackson's 17 regular season wins rank as the most among all NFL starting QBs.
- ✗ Jackson is the only QB in NFL history to produce at least 2,500 passing yards and 1,000 rushing yards in a single season. (He has 2,677 passing & 1,017 rushing yards in 2019, with three games still to play.)
- ✗ Jackson has been responsible for an NFL-best 35 total TDs this season (28 passing & 7 rushing).
- ✗ In his last six games, Jackson has thrown 17 TDs and 1 INT, completing 71.2% of his passes for 1,027 yards and a 130.3 rating. He also has 441 rushing yards and 4 rushing TDs during this time.
- ✗ Jackson has produced two perfect passer ratings this season (at Cin. & at Mia.), making him one of two QBs in NFL history (Ben Roethlisberger, 2007) to attain the pristine 158.3 mark twice in a single season.
- ✗ In Weeks 11 (vs. Hou) and 12 (at LAR), Jackson became the first NFL player ever to throw at least 4 passing TDs and have at least 50 yards rushing in back-to-back games.
- ✗ After his 101-yard output in Week 13 vs. SF, Jackson owns the NFL single-season record for most 100-yard rushing games (4) by a quarterback.
- ✗ Jackson's 1,017 rushing yards in 2019 are the second most ever in a season by a quarterback. He is on pace to shatter Michael Vick's single-season QB rushing record (1,039) with a projected 1,252 clip.
- ✗ Jackson registered at least 60 rushing yards in nine-straight games (4-12) this season, ranking as the most consecutive 60+ rushing outputs by a QB in NFL single-season history.
- ✗ In 20 regular season starts (17-3 record), Jackson has thrown for 3,791 yards, 33 TDs and 9 INTs, with a 63.8 completion pct. He also has 1,573 rushing yards and 11 TDs in these starts.

Jackson's 2019 NFL Rankings

- ✗ **35 TOTAL TOUCHDOWNS** – No. 1
- ✗ **28 PASSING TDs** – No. 1
- ✗ **8.1 PASS TD%** – No. 1
- ✗ **109.2 QB RATING** – No. 4
- ✗ **6.74 RUSHING AVG.** – No. 1
- ✗ **7 RUSHING TDs** – No. 9 (T)
- ✗ **59 RUSHING FIRST DOWNS** – No. 2 (T)
- ✗ **1,017 RUSHING YARDS** – No. 9

2019 HONOR ROLL

QB LAMAR JACKSON:

- AFC Offensive Player of the Month (November)
- Four-Time AFC Offensive Player of the Week (Weeks 1, 9, 10 & 12)
- Three-Time FedEx Air Player of the Week (Weeks 1, 10 & 12)
- FedEx Ground Player of the Week (Week 6 vs. Cin.)

K JUSTIN TUCKER:

- AFC Special Teams Player of the Month (October)
- Two-time AFC Special Teams Player of the Week (Weeks 5 & 6)

RAVENS / JETS INFORMATION

2019 NFL RANKINGS

OFFENSE

Category	--Ravens--		--Jets--	
	Stats	Rank	Stats	Rank
Total Offense	408.2	2	271.4	31
Rush Offense	200.9	1	75.6	31
Pass Offense	207.2	26	195.8	30
Points Per Game	33.1	1	17.4	29
3rd-Down Off. %	47.4	2	29.2	31
4th-Down Off. %	75.0	1t	37.5	26
Red Zone Off. (TD%)	67.3	4	57.7	14

DEFENSE

Category	--Ravens--		--Jets--	
	Stats	Rank	Stats	Rank
Total Defense	314.6	6	320.8	7
Rush Defense	95.6	6	78.8	2
Pass Defense	219.0	9	242.0	18
Points Per Game	18.2	5	23.2	18
3rd-Down Def. %	37.2	14	41.8	23
4th-Down Def. %	40.0	8t	20.0	2
Red Zone Def. (TD%)	43.2	2	55.0	13

TEAM

Category	--Ravens--		--Jets--	
	Stats	Rank	Stats	Rank
Turnover Ratio	+8	6	-5	22t
Penalties	90	16	102	27
Penalty Yards	747	14	968	31

RAVENS-JETS SERIES HISTORY

- **Regular Season:** Ravens lead series, 8-2.
- **Under John Harbaugh:** Ravens are 3-1.

RAVENS-JETS SERIES HISTORY

Date	Winner	Score, Location	Attendance
11/02/97	Jets	19-16 @ NYJ OT	59,524
09/13/98	Ravens	24-10 @ NYJ	70,063
12/24/00	Ravens	34-20 Bal.	69,184
11/14/04	Ravens	20-17 @ NYJ OT	77,826
10/02/05	Ravens	13-3 Bal.	70,479
09/16/07	Ravens	20-13 Bal.	71,246
09/13/10	Ravens	10-9 @ NYJ	78,127
10/02/11	Ravens	34-17 Bal.	71,247
11/24/13	Ravens	19-3 Bal.	71,148
10/23/16	Jets	24-16 @ NYJ	78,160

RAVENS GET HOT WHEN IT'S COLD

Under head coach John Harbaugh (since 2008), the Ravens have produced a 65-33 record in the combined months of November and December, ranking third best in the NFL.

NFL'S BEST RECORDS / COMBINED MONTHS OF NOV. & DEC. (John Harbaugh Era / Since 2008)

Rk.	Team	Record	Pct.
1.	New England Patriots	69-24	.742
2.	Pittsburgh Steelers	65-32	.670
3.	Baltimore Ravens	65-33	.663

2019 RAVENS / JETS LEADERS

PASSING YARDS (TDs/INTs)

Lamar Jackson . . . 2,677 (28/6)	Sam Darnold 2,424 (15/11)
Robert Griffin III 129 (1/1)	Luke Falk 416 (0/3)

RUSHING YARDS (AVG.)

Lamar Jackson . . . 1,017 (6.74)	Le'Veon Bell 589 (3.22)
Mark Ingram II 887 (4.90)	Bilal Powell 199 (3.90)

RECEIVING YARDS (CATCHES)

Mark Andrews 707 (54)	Robby Anderson 662 (43)
Marquise Brown 518 (39)	Jamison Crowder 618 (60)
Willie Snead IV 302 (27)	Demaryius Thomas 433 (36)

POINTS

Justin Tucker 116	Sam Ficken 62
Mark Ingram II 74	Ryan Griffin 32
M. Andrews/L. Jackson 42	Le'Veon Bell 26

INTERCEPTIONS (YARDS)

Marcus Peters 3 (178)	Neville Hewitt 2 (13)
Josh Bynes 2 (7)	Six Players 1 (n/a)
Marlon Humphrey 2 (14)	n/a (n/a)
Earl Thomas III 2 (38)	n/a (n/a)

SACKS (YARDS)

Matthew Judon 8.5 (-74.5)	Jordan Jenkins 7 (-41)
Tyus Bowser 4 (-24)	Jamal Adams 6.5 (-45.5)
McPhee (IR) / Onwuasor 3 (n/a)	Seth McLendon 2.5 (-23)

TACKLES

Chuck Clark 55	Jamal Adams 64
Marlon Humphrey 54	James Burgess 57

GROSS PUNTING (NET)

Sam Koch 46.2 (41.7)	Lac Edwards 45.8 (41.4)
--------------------------------	-----------------------------------

FIELD GOALS (PCT.)

Justin Tucker 23/24 (95.8)	Sam Ficken 14/19 (73.7)
--------------------------------------	-----------------------------------

PUNT RETURN YARDS (AVG.)

Cyrus Jones (NOR) 113 (9.4)	Braxton Berrios 163 (10.2)
---------------------------------------	--------------------------------------

KICKOFF RETURN YARDS (AVG.)

Justice Hill 227 (18.9)	Ty Montgomery 259 (19.9)
-----------------------------------	------------------------------------

2019 TALE OF THE TAPE

Category	Ravens	Jets
Record	11-2	5-8
Current Streak	Won 9	Won 1
Points Scored	430	226
TDs Scored	52	26
Rushing TDs Scored	18	6
Passing TDs Scored	29	15
TDs on Returns	5	5
Points Against	236	301
TDs Allowed	23	32
Rushing TDs Allowed	11	11
Passing TDs Allowed	11	19
TDs on Returns Allowed	1	2
Time of Poss. Avg.	34:30	28:46
KOR Avg. For	17.9	22.2
KOR Avg. Against	22.1	19.3
PR Avg. For	9.5	10.2
PR Avg. Against	6.7	6.6
Sacks	33	29
Sacks Allowed	24	47
Interceptions	11	8
Interceptions Thrown	7	14
Fumbles Lost/Recovered	5/9	7/8

RAVENS / JETS INFORMATION

RAVENS / JETS CONNECTIONS

Franchise Connections

- Jets general manager **Joe Douglas** began his scouting career in Baltimore in 2000 and spent 16 years (2000-15) with the franchise, helping the Ravens win Super Bowl XXXV and Super Bowl XLVII. Douglas ascended within the organization, serving as Northeast area scout (2003-07), East Coast area scout (2008), Southeast area scout (2009-11) and national scout (2012-15).
- New York senior football advisor **Phil Savage** held several positions in the Ravens' scouting department from 1996-2004. During his nine seasons, the Ravens won Super Bowl XXXV and drafted 10 Pro Bowl players, including Pro Football Hall of Fame inductees, Jonathan Ogden, Ray Lewis and Ed Reed.
- Jets director of player personnel **Chad Alexander** worked in Baltimore's scouting department for 20 seasons (1999-2018). He held various positions in the department, ultimately spending his last nine years as the assistant director of pro personnel.
- Jets college scout **Chris Nolan** spent one season (2015) in Baltimore as a personnel assistant.
- New York senior defensive assistant/outside linebackers coach **Joe Vitt** began his NFL coaching career as a Baltimore Colts strength/quality control coach from 1979-81.
- Jets offensive assistant **Todd Washington** served as the Ravens assistant offensive line coach from 2011-16, helping Baltimore win Super Bowl XLVII.
- Ravens West area scout **Lonnie Young** played defensive back for the Jets (1991-93, 95-96), totaling 236 tackles, 3 INTs, 1 sack, 1 FF and 6 FRs. Young also started his scouting career with New York as a Midwest scout in 2002.
- Baltimore Southeast/Southwest area scout **Kevin Weidl** spent training camp with the Jets in 2007 as an intern with the pro personnel department.
- New York **LB C.J. Mosley** (Injured Reserve) was originally selected by the Ravens in the first round (17th overall) of the 2014 NFL Draft. Mosley started 77 games for Baltimore over five seasons (2014-18), totaling 574 tackles, 8.5 sacks, 9 INTs, 35 PD, 6 FFs and 5 FRs. He earned four Pro Bowl nods (2014, 2016-18).
- New York claimed **CB Maurice Canady** off waivers on Nov. 7 after he was released by Baltimore. Canady was originally drafted by the Ravens in the sixth round of the 2016 NFL Draft and played in 24 games (three starts) from 2016-19 for Baltimore.
- The Jets claimed **S Bennett Jackson** off waivers on Dec. 3 after he was released by the Ravens.
- New York **OL Alex Lewis** was originally drafted by the Ravens in the fourth round of the 2016 NFL Draft. Lewis spent three seasons in Baltimore (2016-18).
- Jets **WR/RB Ty Montgomery** spent part of the 2018 season with the Ravens, seeing time in six games.
- Jets **LB Brandon Copeland** (a Baltimore native) began his pro career as an undrafted free agent in Baltimore, spending time on the Ravens' practice squad in 2013.
- Jets **TE Daniel Brown** was originally signed by Baltimore as an undrafted free agent in 2015. **QB David Fales** spent time on Baltimore's practice squad during the 2016 season.

WEEK 14 AT BILLS RECAP

RAVENS 24, BILLS 17

New Era Field • Dec. 8, 2019 • Week 14

The Ravens clinched a playoff berth and won a franchise-best ninth-straight regular season game in a row with a 24-17 victory over the Bills at New Era Field. The Ravens improved to 11-2, the team's best ever mark after 13 games. Buffalo had its three-game winning streak stopped and fell to 9-4. In a game that featured two of the NFL's best defenses, QB Lamar Jackson threw 3 TD passes and finished 16-of-25 for 145 yards in windy Buffalo. Despite an early 10-0 lead and a 24-9 advantage with 9:49 left in the game, the contest was not decided until the final minutes of play. Baltimore CB Marcus Peters sealed the victory when he batted away a QB Josh Allen pass intended for WR John Brown at the Ravens' 1-yard line with 63 seconds left in the final quarter. With the score 24-17 after an Allen-to-WR Cole Beasley TD and a 2-point conversion with another Allen-to-Beasley connection, the Bills forced a three-and-out and started a drive at their own 28 with 5:27 remaining. Aided by 2 Raven personal fouls and a 26-yard pass interference call, Buffalo had a first down at the Ravens' 18 at the 2-minute warning. After a 2-yard run by RB Devin Singletary, the stout, attacking Ravens defense forced three-consecutive incompletions to secure the win. K Justin Tucker provided the only score in the first quarter when he hit a 36-yard FG. A Jackson-to-TE Nick Boyle 3-yard TD completion gave the Ravens a 10-0, second-quarter lead. A pair of K Stephen Hauschka FGs (36 and 47 yards) made the score 10-6 at the half. The Ravens then came out roaring at the start of the third quarter, scoring on the opening possession on a spectacular 61-yard TD by TE Hayden Hurst on a sharp pass from Jackson. After another Hauschka FG (48 yards) made the score 17-9 after three quarters, Baltimore increased the lead to 24-9 on a Jackson-to-WR Willie Snead IV 4-yard TD before Beasley's score. The Ravens' defense, which held Buffalo to just 122 yards in the first three quarters, sacked Allen 6 times and harassed him continuously throughout the game. Jackson joined Michael Vick as the only QBs to ever rush for over 1,000 yards in a single season.



RAVENS RADIO BROADCASTS

- The Ravens' 2019 radio team features Gerry Sandusky and former Ravens OLB Jarret Johnson. Sandusky, WBAL-TV 11's sports director, delivers the play-by-play for the broadcast team, while Johnson serves as a color analyst.
- Ravens games can be heard on 98Rock (97.9 FM), WBAL 1090 AM/101.5 FM, baltimoreravens.com, in the Ravens mobile app (when fans are in Baltimore) and on 26 regional affiliates. The network broadcast spans four states – Maryland, Pennsylvania, Delaware & Kentucky – and Washington, D.C.
- Additionally, Ravens games can be heard in Spanish on WDCN La Nueva 87.7 FM in the D.C. area. Games are called by David Andrade and Gustavo Salazar, with Ximena Lugo as producer.



RAVENS WINNING WAYS

TOP FRANCHISES / SINCE 2000

TOTAL WINS

1. New England Patriots . . . 265
2. Pittsburgh Steelers . . . 220
3. Indianapolis Colts . . . 209
4. Green Bay Packers . . . 206
- 5. BALTIMORE RAVENS . . . 202**
6. Philadelphia Eagles* . . . 200

*plays 12/9 on MNF

SUPER BOWL BERTHS

1. New England Patriots . . . 9
2. New York Giants . . . 3
- Pittsburgh Steelers . . . 3
- Seattle Seahawks . . . 3
- 5. BALTIMORE RAVENS . . . 2**
- Car., Den., Ind., Phi. . . . 2

SUPER BOWL TITLES

1. New England Patriots . . . 6
- 2. BALTIMORE RAVENS . . . 2**
- New York Giants . . . 2
- Pittsburgh Steelers . . . 2
- Den., GB, Ind., 1
- NO, Phi., Sea., TB 1

CONF. TITLE GAMES

1. New England Patriots . . 13
2. Philadelphia Eagles 6
- Pittsburgh Steelers 6
- 4. BALTIMORE RAVENS 4**
- Green Bay Packers 4
- Indianapolis Colts 4

WINNING SEASONS

1. New England Patriots . . 19
2. Pittsburgh Steelers 15
- 3. Baltimore Ravens 14**
- Green Bay, Indy 14
- Seattle 14

PLAYOFF BERTHS

1. New England Patriots . . 16
2. Indianapolis Colts 14
3. Green Bay Packers 13
- 4. BALTIMORE RAVENS 12**
- Phi., Pit. & Sea 12

PLAYOFF GAMES

1. New England Patriots . . 40
2. Indianapolis Colts 26
3. Pittsburgh Steelers 25
- Philadelphia Eagles . . . 25
- 5. BAL., GB, Sea 24**

PLAYOFF WINS

1. New England Patriots . . 30
- 2. BALTIMORE RAVENS . . . 15**
- Pittsburgh Steelers 15
4. Philadelphia Eagles . . . 14
5. Indianapolis, Seattle . . . 13

PLAYOFF PERFORMERS



In a magnificent effort showcasing thrilling performances by their defense, offense and special teams units, the Baltimore Ravens won Super Bowl XXXV with a 34-7 victory over the New York Giants. Allowing the Giants a meager 152 total net yards, New York's attack crossed midfield just twice, while Baltimore's "D" posted 4 INTs. LB Ray Lewis was named the game's MVP, capping an accolade-filled season in which he was also tabbed the NFL's Defensive Player of the Year.

Baltimore defeated San Francisco, 34-31, in Super Bowl XLVII, capturing the franchise's second World Championship. After an amazing first-half performance, the Ravens took a commanding 28-6 lead. But following a bizarre, 34-minute power outage that halted play, the 49ers stormed back into contention. Clinging to a 34-29 edge late in the game, the Ravens stood firm on a pivotal goal-line stand, jamming SF on four-straight plays inside the 7-yard line. QB Joe Flacco was named the game's MVP.

PLAYOFF PERFORMERS

PLAYOFF WINNING PERCENTAGE (Since 1970 Merger)

Rk.	Team	Record	Pct.
1.	New England Patriots*****	36-19	.655
2.	Baltimore Ravens**	15-9	.625
	New York Giants****	20-12	.625
4.	San Francisco 49ers*****	30-19	.612
5.	Pittsburgh Steelers*****	36-24	.600

* Number of Super Bowl Titles

JOHN HARBAUGH ERA [SINCE 2008]

PLAYOFF BERTHS

1. New England Patriots . . 10
- 2. BALTIMORE RAVENS 8**
- Green Bay Packers 8
4. Indianapolis Colts 7
- New Orleans 7
- Pittsburgh Steelers 7
- Seattle Seahawks 7

TOTAL WINS

1. New England Patriots . . 160
2. Pittsburgh Steelers . . . 131
- 3. BALTIMORE RAVENS . . . 125**
- Green Bay Packers . . . 125
- New Orleans Saints . . . 125
6. Seattle Seahawks . . . 117
7. Indianapolis Colts . . . 113

PLAYOFF WINS

1. New England Patriots . . 16
- 2. BALTIMORE RAVENS . . . 10**
3. Green Bay Packers 9
- Seattle Seahawks 9
5. Pittsburgh Steelers 8

PLAYOFF GAMES

1. New England Patriots . . 23
- 2. BALTIMORE RAVENS . . . 16**
- Green Bay Packers 16
4. Seattle Seahawks 15
5. Pittsburgh Steelers 14

AFC TITLE GAMES

1. New England Patriots . . 8
- 2. BALTIMORE RAVENS . . . 3**
- Pittsburgh Steelers 3
4. Denver Broncos 2
- Indianapolis Colts 2
- New York Jets 2

PLAYOFF ROAD WINS

- 1. BALTIMORE RAVENS 7**
2. Green Bay Packers 5
3. New York Jets 4
4. Philadelphia Eagles 3
- San Francisco 49ers 3
6. Ind., LAC, NYG, Pit., Sea. . . 2

REG. SEASON WINS

1. New England Patriots . . 144
2. Pittsburgh Steelers . . . 123
3. New Orleans Saints . . . 118
4. Green Bay Packers . . . 116
- 5. BALTIMORE RAVENS . . . 115**
6. Seattle Seahawks 108
7. Indianapolis Colts . . . 107

REG. SEASON HOME WINS

1. New England Patriots . . 81
- 2. BALTIMORE RAVENS . . . 70**
- Green Bay Packers 70
4. Pittsburgh Steelers 68
5. New Orleans Saints 66
6. Minnesota Vikings 65
7. Seattle Seahawks 63

SUPER BOWL SUCCESS

The Baltimore Ravens are one of four franchises (New England, NY Giants and Pittsburgh) to win multiple Super Bowls since 2000.

HEAD COACH JOHN HARBAUGH

ALL-TIME RAVENS COACHING RECORDS

John Harbaugh is the third head coach in Baltimore Ravens history. He is the franchise's all-time winningest coach (125 total victories).

Coach	Seasons	Reg. Season	Playoffs	Total
John Harbaugh	2008-19	115-74	10-6	125-80
Brian Billick	1999-2007	80-64	5-3	85-67
Ted Marchibroda	1996-98	16-31-1	n/a	16-31-1

**SUPER BOWL
XLVII
CHAMPION**

HARBAUGH COACHING RECORDS (2008-19)

- Overall Career Record... 125-80
- Regular Season Record... 115-74
- at Home... 70-24
- on Road... 45-50
- vs. AFC... 86-55
- vs. AFC North... 43-27
- vs. NFC... 29-19
- Playoffs Record... 10-6
- Home Playoff Games... 2-1
- Road Playoff Games... 7-5
- Super Bowl Record... 1-0
- vs. New York Jets... 3-1

RAVENS WINS UNDER HARBAUGH

Including playoffs (10-6), the Ravens are 125-80 since John Harbaugh's 2008 arrival, tying for the NFL's third-most total wins.

TOTAL NFL WINS / INCLUDING PLAYOFFS / SINCE 2008

Rk.	Team	Total Wins
1.	New England Patriots	160
2.	Pittsburgh Steelers	131
3.	Baltimore Ravens	125
	Green Bay Packers	125
	New Orleans Saints	125

HARBS' RAVENS TENURE

Year	Record	Playoffs (Result)
2019	11-2	Clinched Playoff Berth
2018	10-6	0-1 (Advanced to Wild Card Round)
2017	9-7	No Playoff Berth
2016	8-8	No Playoff Berth
2015	5-11	No Playoff Berth
2014	10-6	1-1 (Advanced to Divisional Round)
2013	8-8	No Playoff Berth
2012	10-6	4-0 (Won Super Bowl XLVII)
2011	12-4	1-1 (Advanced to AFC Championship)
2010	12-4	1-1 (Advanced to Divisional Round)
2009	9-7	1-1 (Advanced to Divisional Round)
2008	11-5	2-1 (Advanced to AFC Championship)

AN ELITE GROUP

MOST PLAYOFF WINS BY A COACH / FIRST 11 SEASONS / ALL TIME

Coach (Team)	Playoff Wins	Seasons
Joe Gibbs (Was.)	15	1981-91
Chuck Noll (Pit.)	14	1969-79
Bill Belichick (Cle. & NE)	11	1991-95, 2000-05
John Harbaugh (Bal.)	10	2008-18
Pete Carroll (NE & Sea.)	10	1997-98, 2010-16
Mike McCarthy (GB)	10	2006-16
Andy Reid (Phi.)	10	1999-2009
George Seifert (SF & Car.)	10	1989-96, '99-'01
Bill Walsh (SF)	10	1979-88



HARBAUGH FAST FACTS

John Harbaugh has led the Ravens to a playoff berth in eight (2008-12, 2014 & 2018-19) of his 12 seasons, and in 2012, captured the franchise's second Super Bowl title. Under "Harbs," the Ravens have secured an appearance in three AFC Championships (2008, 2011 & 2012).

Here are several Harbaugh quick hits:

- Entering Week 15 of 2019, Baltimore is riding a nine-game winning streak (the NFL's longest this season). Baltimore, which secured a postseason berth last Sunday at Buffalo and currently holds the AFC's top playoff seed, can clinch its second-straight AFC North title with a victory on Thursday.
- The Ravens are currently 11-2 for the first time in team history and have produced a franchise-best nine-game regular season winning streak.
- The Ravens' 10 playoff wins since 2008 rank second only to New England's 16.
- "Harbs" is the only head coach in NFL history to win a playoff game in each of his first four and five seasons.
- John and his brother, Jim (formerly of the 49ers), are the only head coaches to advance to three conference title games in the first five years as NFL bosses.
- Harbaugh is the only coach in NFL history to win a playoff game in six of the first seven seasons of a coaching career.
- In 2012, Harbaugh became the third coach (with Bill Cowher & Chuck Knox) since the 1970 merger to guide his team to the playoffs in each of his first five seasons.
- Harbaugh owns the fourth-most playoff wins (10, tied) by a coach in his first 11 seasons all time. (See chart at left.)
- With the Ravens' 2014 playoff berth, Harbaugh became one of eight coaches in NFL history to make the postseason in six of their first seven seasons coaching.
- Harbaugh, Tom Landry (Dal.) and Tom Coughlin (Jax./NYG) own the most road playoff wins (7) by a HC in NFL history.

HEAD COACH JOHN HARBAUGH

ACTIVE HEAD COACH WINNING PERCENTAGE

Baltimore Ravens head coach John Harbaugh owns the fourth-best winning percentage (.610) among active coaches (min. 75 games), compiling a strong 125-80 record (including playoffs).

ACTIVE HEAD COACHES / CAREER WINNING PERCENTAGE (Totals Include Regular Season and Playoff Games / Min. 75 Games)

Rk.	Coach	Team	Seasons	Record	Pct.
1.	Bill Belichick	Cle./NE	1991-95, 2000-19	302-137	.688
2.	Mike Tomlin	Steelers	2007-19	141-78-1	.643
3.	Sean Payton	Saints	2006-19	136-83	.621
4.	John Harbaugh	Ravens	2008-19	125-80	.610
5.	Andy Reid	Phi./KC	1999-2019	216-142-1	.603
6.	Mike Zimmer	Vikings	2014-19	57-38-1	.600
7.	Pete Carroll	NYJ/NE/Sea.	'94, '97-99, '10-19	142-96-1	.596

HARBS' REG. SEASON TRENDS

On grass	55-36
Artificial turf	60-38
September	27-14
October	20-25
November	36-13
December	29-20
January	3-2
Leading at halftime	94-18
Leading after 3 quarters	101-16
When scoring first	85-25
Positive or even turnover ratio	91-31
Scoring 20 or more points	98-34
Scoring 30 or more points	43-5
Totaling 350 or more net yards	65-28
Rushing for 150 or more yards	42-9
Holding opp. under 250 net yards	42-6
Holding opp. under 21 points	95-15
Holding opp. under 15 points	66-7

POSTSEASON SUCCESS: ACTIVE COACHES

PLAYOFFS WIN PERCENTAGE (Min. 5 Games)

Rk.	Coach	Rec.	Pct.
1.	Bill Belichick	31-11	.738
2.	John Harbaugh	10-6	.625
3.	Dan Quinn	3-2	.600
4.	Sean Payton	8-6	.571
5.	Pete Carroll	10-8	.556

SUPER BOWL TITLES

1. Bill Belichick	6
2. John Harbaugh	1
Pete Carroll	1
Sean Payton	1
Doug Pederson	1
Mike Tomlin	1

HARBAUGH'S CAREER STOPS

Team	Position	Years
Baltimore Ravens	Head Coach	2008-19
Philadelphia Eagles	Secondary	2007
Philadelphia Eagles	Special Teams Coord.	1998-2006
Indiana University	DBs/Special Teams Coord.	1997
University of Cincinnati	Assistant Head Coach	1995-96
University of Cincinnati	TEs/OLBs/RBs/Special Teams	1989-94
Morehead State	DBs/ST Coord./S&C Coach	1988
University of Pittsburgh	Tight Ends	1987
Western Michigan	Graduate Assistant	1984-86

RAVENS UNDER HARBAUGH: SINCE 2008

3

AFC TITLE GAMES
(2nd Most - tied, Pit.)

7

ROAD PLAYOFF WINS
(NFL High)

8

PLAYOFF BERTHS
(2nd Most, tied)

10

PLAYOFF WINS
(2nd Most, NE - 16)

70

WINS AT HOME
(2nd Most, tied)

125

TOTAL VICTORIES
(3rd Most, tied)

11-2 PLAYOFF-BOUND RAVENS RIDING NINE-GAME WINNING STREAK:

The Ravens are 11-2 for the first time in team history. Baltimore's nine-game winning streak is the NFL's longest this season and the longest in regular season franchise history.



RAVENS OFFENSIVE NOTES

ROMAN ELEVATED TO O.C.

Following the 2018 season, the Ravens named Greg Roman their offensive coordinator. Roman is a 21-year NFL coaching veteran who spent 2018 as the team's assistant head coach/TEs coach. He re-joined the Ravens in 2017 as a senior offensive assistant/TEs coach after his first stint with the team as an assistant O-line coach from 2006-07.

Previously, Roman was a successful "O" coordinator with the Buffalo Bills (2015-16) and San Francisco 49ers (2011-14). With each team, Roman worked with QBs who totaled their highest single-season passer ratings under his guidance: Tyrod Taylor (Bills – 99.4 in 2015), Colin Kaepernick (49ers – 98.3 in 2012) and Alex Smith (49ers – 104.1 in 2012).



TEAM RECORDS SET IN 2019

On Sept. 8 at Miami, the Ravens established team records for most points (59) and yards (643) in a game, beating the Dolphins 59-10 on Kickoff Weekend. Here are the top marks in franchise history:

MOST TOTAL NET YARDS / RAVENS SINGLE-GAME HISTORY

Rk.	Yards	Date/Opp.	Result
1.	643	9/8/19 at Mia.	W, 59-10
2.	553	9/25/11 at STL	W, 37-7
3.	548	12/13/09 vs. Det.	W, 48-3
4.	533	12/23/12 vs. NYG	W, 33-14
5.	503	9/23/12 vs. NE	W, 31-30

MOST POINTS / RAVENS SINGLE-GAME HISTORY

Rk.	Points	Date/Opp.	Result
1.	59	9/8/19 at Mia.	W, 59-10
2.	55	11/11/12 vs. Oak.	W, 55-20
3.	49	11/10/19 at Cin.	W, 49-13
4.	48	Three Times	All Wins

Two of Baltimore's Top 3 all-time scoring outputs have occurred during the 2019 campaign.

MAKING THE MOST OF IT

Baltimore ranks first in the NFL in average time of possession per game, with a 34:30 mark. The Ravens have also produced the NFL's most offensive drives resulting in touchdowns (47).

AVG. TIME OF POSS. / GAME

Rk.	Team	TOP
1.	Baltimore	34:30
2.	New England	31:56
	San Francisco	31:56

OFFENSIVE TD DRIVES

Rk.	Team	TD Drives
1.	Baltimore	47
2.	San Francisco	43
3.	Min. / TB	40

52 – Total TDs scored by Baltimore in 2019, marking an NFL high and single-season franchise record. Baltimore has also scored a franchise-record 430 points this season.

RAVENS RUN GAME FAST FACTS

- Under John Harbaugh, when rushing for at least 125 yards, the Ravens have produced a 65-14 record. Baltimore is 42-9 when rushing for at least 150 yards and 20-2 when tallying at least 200 under "Harbs."
- Four of the Ravens' all-time Top 10 rushing outputs have occurred in 2019: 285 at LAR (5th), 269 vs. Cin. (7th), 265 at Mia. (9th) & 263 vs. Hou. (11th).
- Baltimore (2,612 in 2019) needs 63 rushing yards to break the franchise single-season record (2,674 in 2003). The Ravens are on pace for 3,215 yards, which would set a new 16-game NFL record.

2019 RANKINGS

2ND – TOTAL YPG

1ST – RUSH YPG

26TH – PASS YPG

1ST – PPG

TOP OFFENSIVE RANKINGS

Entering Week 15, Baltimore's offensive attack ranks No. 2 in yards per game and No. 1 in points per game.

2019 TOTAL OFFENSE

Rk.	Team	YPG
1.	Dallas	430.8
2.	Baltimore	408.2
3.	Tampa Bay	392.8
4.	San Francisco	388.6

2019 SCORING OFFENSE

Rk.	Team	PPG
1.	Baltimore	33.1
2.	San Francisco	30.5
3.	Tampa Bay	29.1
4.	Kansas City	28.5

BIG PLAY "O"

Baltimore's "O" has been explosive through 13 games of the 2019 campaign, producing the NFL's most (111) big plays (any 10+ rush or 20+ pass completion).

TOTAL BIG PLAYS

Rk.	Team	Total Big Plays
1.	Baltimore	111 (75 rush, 36 pass)
2.	San Francisco	105 (55 rush, 50 pass)
3.	Dallas	101 (44 rush, 57 pass)

10+ YARD RUSHES

Rk.	Team	10+
1.	Baltimore	75
2.	San Francisco	55
3.	Tennessee	50

20+ YARD RUSHES

Rk.	Team	20+
1.	Baltimore	17
2.	San Francisco	14
3.	Four Teams	13

2.93 – Points per drive the Ravens average, ranking No. 1 in the NFL. (Kansas City is second at 2.47.)

6.13 – Yards-per-play average by the Ravens, ranking as the NFL's third-best mark.

19 – Touchdowns the Ravens have scored on their last 24 drives in the red zone (79.2% eff.), dating back to Week 9's 37-20 win over New England.


47.4 – Baltimore's success rate on third down, ranking No. 2 in the NFL. (Dallas is first at 48.1%.)

RAVENS DEFENSIVE NOTES

WINK IS THE D.C.

In his first year (2018) as Baltimore's D.C., Don "Wink" Martindale led the Ravens' unit to a No. 1-overall ranking, allowing an NFL-best 292.9 yards per game. Baltimore also permitted the league's second-fewest points per game (17.9), just behind Chicago's 17.7. For his coaching efforts, Martindale was recognized by *SI/MMQB* as the Assistant Coach of the Year and was the *AP* NFL runner-up (then-Bears' DC Vic Fangio) for the same award.

The 2019 campaign marks Martindale's 15th season in the NFL, where he has also spent time with Oakland (2004-08) and Denver (2009-10). In 2010, he was Denver's D.C.



2019 "D" NUMBERS TO RAVE ABOUT

5 – Defensive TDs by the Ravens this season. Here are the most D-TDs in Ravens single-season history: 2004 - 7, 2006 - 6, 2008 - 6, 2015 - 5, 2019 - 5.

12 – Total TDs the Ravens have allowed in their last nine games, which have all been wins. The 12 TDs are the NFL's fewest allowed since Week 5 when Baltimore's nine-game win streak began.

30.4 – Defensive red zone TD% permitted by the Ravens during their nine-game winning streak, ranking as the NFL's best mark since Week 5.

78.1 – Defensive passer rating for Baltimore in 2019, which stands as the NFL's second-best mark. (NE is first at 59.7.)

94 – QB hits by the Ravens' defense in 2019, ranking as the NFL's second most (Pittsburgh has 96). Of these, OLB Matthew Judon has 28, which rank fourth in the NFL.

278.7 – Total yards allowed by Baltimore in the past nine games (all victories), ranking as the NFL's third fewest since Week 5.

BALTIMORE: THE SHUTOUT CITY

Since 2017, 23 shutouts have been pitched by defenses throughout the NFL. Of those, a league-high 4 have come courtesy of the Ravens.

MOST SHUTOUTS (Since 1996 / Ravens' Inception)		MOST SHUTOUTS (Since 2017)	
Rk.	Team	Rk.	Team
1.	Baltimore Ravens	1.	Baltimore Ravens
2.	New England Patriots	2.	Den. / Jax.
	San Francisco 49ers		LAR / NE
	14		4
	12		2
	12		2

RAVENS ALL-TIME "D" COORDINATORS

Don Martindale joined a long line of great Ravens defensive coordinators, four of whom have gone on to become NFL head coaches: Marvin Lewis (1996-2001), Mike Nolan (2002-04), Rex Ryan (2005-08) and Chuck Pagano (2011).

Don Martindale (2018-19)	Rex Ryan (2005-08)
Dean Pees (2012-17)*	Mike Nolan (2002-04)
Chuck Pagano (2011)	Marvin Lewis (1996-2001)*
Greg Mattison (2009-10)	* Super Bowl-winning DC

2019 RANKINGS

- 6TH** – TOTAL YPG
- 6TH** – RUSH YPG
- 9TH** – PASS YPG
- 5TH** – PPG

In 2019, Baltimore ties (NYJ) to lead the NFL with 5 defensive touchdowns (3 INTs & 2 FRs). The Ravens' 13 D-TDs since 2017 also rank as the NFL's most.

MOST DEFENSIVE TDs / 2019

Rk.	Team	D-TDs
1.	Baltimore	5
	NY Jets	5
3.	LAR, NE, SF & TB...	4
7.	KC, Pit., Ten. & Sea...	3

MOST D-TDs / SINCE 2017

Rk.	Team	D-TDs
1.	Baltimore	13
2.	LA Rams	11
3.	Chi., Jax. & KC.	10

RAVENS "D" UNDER HARBAUGH

Don Martindale leads a defensive unit that, during the John Harbaugh Era (2008-19), has been superb.

POINTS PER GAME ALLOWED

1.	Baltimore	19.0
	New England	19.0
3.	Pittsburgh	19.1

TOUCHDOWNS ALLOWED

1.	Baltimore	378
2.	Pittsburgh	393
3.	New England	408

TOTAL NET YARDS ALLOWED

1.	Pittsburgh	309.3
2.	Baltimore	315.4
3.	NY Jets	323.8

OPPONENT PASSER RATING

1.	Baltimore	79.3
2.	Buffalo	80.8
3.	Pittsburgh	82.5

RUSHING YARDS ALLOWED

1.	Pittsburgh	94.3
2.	Baltimore	96.7
3.	NY Jets	101.7

THIRD-DOWN DEFENSE

1.	Baltimore	36.1
2.	Denver	36.4
3.	Houston	36.9

SACK CITY, USA

In 2018's Week 6 win at the Titans, Baltimore racked up a franchise-best 11 sacks, tying for the second most by a team in league history. They also stand as the most in an NFL game since 2012 (SD, 11).

MOST SINGLE-GAME SACKS RAVENS HISTORY

10/14/18 at Ten.	11
11/24/11 vs. SF.	9
11/26/06 vs. Pit.	9
11/16/97 vs. Phi.	9

2019 Big-Play "D" Scores Big: Baltimore became the first team since 1970 to record a defensive TD of at least 65 yards in three-consecutive games: Marcus Peters 89 INT at Cin. (11/10), Marlon Humphrey 70 FR vs. NE (11/3) & Marcus Peters 67 INT at Sea. (10/20).

RAVENS SPECIAL TEAMS NOTES

HORTON INHERITS A RICH HISTORY

Following the retirement of longtime ST coordinator Jerry Rosburg, Chris Horton took over as the Ravens' special teams coach in 2019. Horton served as Rosburg's assistant for the past three seasons and now leads Baltimore's standout ST battery.

SIX PRO BOWLERS

• Six Ravens have earned eight combined Pro Bowl honors during the John Harbaugh Era (since 2008): ST Brendon Ayanbadejo (2008), K Billy Cundiff (2010), RS Jacoby Jones (2012), K Justin Tucker (2013 & 2016), LS Morgan Cox (2015 & 2016) and P Sam Koch (2015).

PRIME KICKER & PUNTER

• Two-time Pro Bowl K Justin Tucker, who the Ravens signed as a rookie free agent, owns the NFL's most FGs (260) since entering the NFL in 2012. With a 90.6% career success mark, "Tuck" is the most accurate kicker in league history (260-of-287 on FGAs). Earning his first Pro Bowl nod in 2015, P Sam Koch's 46.7 gross average ranked No. 9 in the NFL that season, while his 42.9 net average was No. 2. In 2017, Koch led the NFL in both punts inside the 10 (16) and the 20 (a franchise-record 40).

2018: ANOTHER RAVENS RETURN MAN SCORES BIG

• In 2018's Week 12 win vs. Oakland, Baltimore CB/RS Cyrus Jones posted a 70-yard punt return TD, marking the Ravens' first PR-TD since 10/15/17, when Michael Campanaro had a 77-yarder vs. Chicago. Dating back to 2011, six different Ravens have returned punts for touchdowns: Campanaro, Kaelin Clay, Tandon Doss, C. Jones, Jacoby Jones and Lardarius Webb.

RAVENS' BIG RETURNS IN JONES' MAGICAL SEASON

• Led by Pro Bowl RS Jacoby Jones in the 2012 Super Bowl season, Baltimore ranked first in the NFL in KOR average (27.3). Jones, who became the first player ever to record dual KORs of at least 105 yards in a career, tied for a league-leading 3 kick return TDs (2 KORs & 1 PR). He also tied an NFL record for longest KOR in a Super Bowl with his 108-yard KOR-TD. (In 2014's game at Pit., he added another 108-yarder to his resume, marking 4 total KOR-TDs over 100 yards in his career.)

BALTIMORE BLOCK PARTY

Since 2014, the Ravens own the NFL's fourth-most (tied) blocked kicks (14), including an NFL-high 4 (tied) in 2016.

BLOCKED KICKS / SINCE 2014

Rk.	Team	Blocks
1.	New England	18
2.	Philadelphia	17
3.	Miami	15
4.	Baltimore	14
	Denver	14

MOST BLOCKED KICKS (2016 Season)

Rk.	Team	Blocks
1.	Baltimore	4
	Miami	4
3.	Five Teams	3

RAVENS' 14 BLOCKS: BREAKDOWN (SINCE 2014)

Total Blocks ... 14	1st Qtr. 3	When Losing ... 8
FG Blocks 8	2nd Qtr. 2	When Winning ... 4
PAT Blocks 3	3rd Qtr. 3	When Tied ... 2
Punt Blocks 3	4th Qtr. 6	Record 10-4



260

Tucker FGs Made
NFL's Most Since '12

5

Ravens KOR-TDs
NFL's 2nd Most Since '11



1,068

Tucker Points Scored
NFL's Most Since 2012

6

Ravens PR-TDs
NFL's 2nd Most Since '11
(tied with Chi.)



90.6

Tucker Career FG %
Best in NFL History

11

Ravens Total Ret. TDs
NFL's 2nd Most Since '11
(tied with KC)

SEVEN STRAIGHT IN TOP 6

In the past seven seasons (2012-18), in the annual special teams report from senior NFL writer Rick Gosselin, Baltimore has ranked in the NFL's Top 6 for seven-straight seasons. (Gosselin's report is recognized by NFL teams as a special teams measuring stick.)

RAVENS SPECIAL TEAMS RANKINGS IN RICK GOSSELIN'S ANNUAL REPORT (Past Seven Seasons)

Season	Ranking
2018	.6th
2017	.4th
2016	.5th
2015	.1st
2014	.5th
2013	.5th
2012	.2nd

No other NFL team has been in the Top 6 (or even the Top 10) in each of the past seven seasons.

TOP KOR AVERAGE

Since 2008, when John Harbaugh became the Ravens' head coach, Baltimore owns the NFL's No. 1 KOR average (24.8).

NFL KICKOFF RETURN AVERAGE (Since 2008 / Harbaugh's Baltimore Tenure)

Rk.	Team	KOR	Yards	Avg.	Long	TDs
1.	Baltimore Ravens	497	12,346	24.8	108t	7
2.	Minnesota Vikings	535	13,089	24.5	109t	10
3.	Atlanta Falcons	425	10,135	23.9	102t	1

RAVENS PERSONNEL NOTES



EVP & GM ERIC DECOSTA

Eric DeCosta's loyalty, love and pride for the Baltimore Ravens are unmatched. A pillar of the organization's well laid foundation, DeCosta has been with the franchise since Day One, first beginning as an intern during the inaugural 1996 season and then ascending to the personnel department's chief decision-maker in 2019.

Prior to being named executive vice president and general manager this past January – succeeding the legendary Ozzie Newsome – DeCosta, 48, received GM interview offers annually from multiple teams in recent years. However, he never seriously considered leaving Baltimore. Simply put, Eric's respect for – and thorough understanding of – the Ravens' culture aligned perfectly with his pursuit of a dream job.

24TH RAVENS SEASON

"The perfect word is seamless. He's had the experience of watching how Ozzie [Newsome] takes over a room – building a consensus, but [knowing] you have to make the final call. Building that strong consensus with great football minds is what has allowed Ozzie to have the success he's had, and I think Eric obviously understands that very well. The Ravens should be in great hands."

– ESPN's Mel Kiper Jr. on DeCosta's transition to GM

FIRST-ROUND FINDS

The Ravens have tabbed 24 players in the first round. These picks have earned 61 combined Pro Bowls, multiple Defensive POY Awards, two Super Bowl MVPs and three HOF selections.

RAVENS ALL-TIME FIRST-ROUND DRAFT PICKS

Year	Name	Pick	Pro Bowls
1996	T Jonathan Ogden* –	4	11
1996	LB Ray Lewis* ++ ~ –	26	13
1997	LB Peter Boulware*	4	4
1998	CB Duane Starks*	10	
1999	CB Chris McAlister*	10	3
2000	RB Jamal Lewis*=	5	1
2000	WR Travis Taylor	10	
2001	TE Todd Heap*	31	2
2002	S Ed Reed*+ –	24	9
2003	OLB Terrell Suggs*+	10	7
2003	QB Kyle Boller	19	
2005	WR Mark Clayton*	22	
2006	DT Haloti Ngata*	12	5
2007	G Ben Grubbs*	29	2
2008	QB Joe Flacco^ ~	18	
2009	T Michael Oher*	23	
2011	CB Jimmy Smith	27	
2013	S Matt Elam	32	
2014	LB C.J. Mosley*	17	4
2015	WR Breshad Perriman	26	
2016	T Ronnie Stanley	6	
2017	CB Marlon Humphrey	16	
2018	TE Hayden Hurst	25	
2018	QB Lamar Jackson	32	
2019	WR Marquise Brown	25	

* All-Rookie Team ^ Rookie of the Year (NFL.com Fan Vote)
 ~ Super Bowl MVP + Defensive Player of the Year Award
 = Offensive Player of the Year Award – Pro Football Hall of Fame

HOMEGROWN PRO BOWLERS

Year Drafted (Rd.)	Name	Pro Bowls
1996 (1st)	LB Ray Lewis	13
1996 (1st)	T Jonathan Ogden	11
2002 (1st)	S Ed Reed	9
2003 (1st)	OLB Terrell Suggs	7
2007 (3rd)	G Marshal Yanda	7
2006 (1st)	DT Haloti Ngata	5
1997 (1st)	OLB Peter Boulware	4
2014 (1st)	LB C.J. Mosley	4
1999 (1st)	CB Chris McAlister	3
2008 (2nd)	RB Ray Rice	3
2015 (RFA)	LS Morgan Cox #	2
2001 (1st)	TE Todd Heap	2
1996 (5th)	WR/RS Jermaine Lewis	2
2007 (4th)	FB Le'Ron McClain	2
2000 (6th)	OLB Adalius Thomas	2
2012 (RFA)	K Justin Tucker #	2
2007 (1st)	G Ben Grubbs	1
2013 (4th)	FB Kyle Juszczyk	1
2006 (6th)	P Sam Koch	1
2000 (1st)	RB Jamal Lewis	1
2002 (RFA)	LB Bart Scott #	1
2013 (3rd)	DT Brandon Williams	1

Undrafted rookie free agent **Bold indicates 2018 Pro Bowler**

22	19	3
Homegrown Ravens Pro Bowlers	Drafted Ravens To Earn Pro Bowl Honors	Undrafted Rookies To Earn Pro Bowl Honors

Ravens' Three Hall of Famers: Jonathan Ogden (2013), Ray Lewis (2018) & Ed Reed (2019):

Baltimore has drafted three players (Ogden, Lewis & Reed) who were selected to the Pro Football Hall of Fame. For Ogden & Lewis, it was the first time ever two players were drafted in the same round (1st in 1996) by a team and reached the HOF in their initial year of eligibility.

RAVENS PERSONNEL NOTES

RAVENS DRAFT SUCCESS ACROSS THE BOARD

- 1ST** → Jonathan Ogden ('96), Ray Lewis ('96), Peter Boulware ('97), Chris McAlister ('99), Jamal Lewis ('00), Todd Heap ('01), Ed Reed ('02), Terrell Suggs ('03), Haloti Ngata ('06), Joe Flacco ('08), Jimmy Smith ('11), C.J. Mosley ('14), Ronnie Stanley ('16), Marlon Humphrey ('17), Lamar Jackson ('18)
- 2ND** → Jamie Sharper ('97), Ray Rice ('08), Torrey Smith ('11), Courtney Upshaw ('12), Kelechi Osemele ('12), Timmy Jernigan ('14)
- 3RD** → Casey Rabach ('01), Marshal Yanda ('07), Lardarius Webb ('09), Brandon Williams ('13), Orlando Brown ('18), Mark Andrews ('18)
- 4TH** → Edwin Mulitalo ('99), Jarret Johnson ('03), Le'Ron McClain ('07), Dennis Pitta ('10), Kyle Juszczyk ('13), Za'Darius Smith ('15), Tavon Young ('16)
- 5TH** → Jermaine Lewis ('96), Dawan Landry ('06), Arthur Jones ('10), Pernell McPhee ('11), Rick Wagner ('13), Matthew Judon ('16)
- 6TH** → Adalius Thomas ('00), Chester Taylor ('02), Sam Koch ('06), Haruki Nakamura ('08), Tyrod Taylor ('11), Chuck Clark ('17), Bradley Bozeman ('18)
- 7TH** → DeAngelo Tyson ('12), Michael Campanaro ('14), Zach Sieler ('18)
- RFA** → Mike Flynn ('97), Priest Holmes ('97), Will Demps ('02), Bart Scott ('02), Ma'ake Kemoeatu ('02), Jameel McClain ('08), Dannell Ellerbe ('09), Morgan Cox ('10), Justin Tucker ('12), James Hurst ('14), Zach Orr ('14), Patrick Onwuasor, ('16) Michael Pierce ('16), Matt Skura ('16), Patrick Ricard ('17), Gus Edwards ('18)

RAVENS 20/20 CLUB

The Ravens' "20/20 Club" includes members of the personnel staff who started with as young assistants and grew into evaluators with more input. The term "20/20" refers to hiring 20-year-olds for \$20,000. But according to Ozzie Newsome: "The guys actually started when they were a little older than 20 and for more than \$20,000, but that's what we call them."

RAVENS "20/20 CLUB" GRADUATES (Current Scouts)

Name	Joined Ravens	Current Title
George Kokinis	1991 (w/ Browns)	Dir. of Player Personnel
Eric DeCosta	1996	EVP & General Manager
Joe Hortiz	1998	Dir. of Player Personnel
Mark Azevedo	2005	Player Personnel Coor.
David Blackburn	2007	West Area Scout
Andrew Raphael	2013	Southeast Area Scout
Brandon Berning	2015	Midwest/SW Area Scout
Joey Cleary	2015	Northeast Area Scout
Patrick Williams	2016	College Scout
Corey Frazier	2017	Pro Scout

UNDRAFTED ROOKIE STREAK

Undrafted rookies LB Otaru Alaka (now on IR) and C Patrick Mekari made the Ravens' 2019 Week 1 roster, marking the 16th-straight season a RFA has made Baltimore's team. That stretch ties for the NFL's second-longest active streak.

CONSECUTIVE SEASONS W/ ROOKIE FA ON WEEK 1 ROSTER (Current NFL Streaks)

Rk.	Team	Seasons
1.	Indianapolis Colts	21
2.	Baltimore Ravens	16
	New England	16

SUPER BOWLS SINCE 2000

MOST SUPER BOWL CHAMPIONSHIPS (Since 2000 Season)



Titles	Team	Seasons
6	New England Patriots	'01, '03-04, '14, '16, '18
2	Baltimore Ravens	2000, '12
2	New York Giants	2007, '11
2	Pittsburgh Steelers	2005, '08

THE WIZARDRY OF OZ

Ozzie Newsome's legacy is unlike any the game has seen. Known throughout all of sports as a premier leader, Newsome is a Hall of Fame player, the architect of Baltimore's 2000 and 2012 Super Bowl championship teams and an elite evaluator who became the NFL's first African American GM. In 2019, his longtime top lieutenant, Eric DeCosta, took over as the Ravens' EVP & GM. However, Newsome maintains a significant role within the organization as its executive VP.

OZZIE NEWSOME CAREER SNAPSHOT

- NFL's first African American General Manager (promoted in 2002)
- Architect of Ravens 2000 & 2012 Super Bowl Championship Teams
- NFL Executive of the Year (2000)
- Pro Football Hall of Fame (class of 1999)
- State of Alabama Hall of Fame (class of 1995)
- National Football Foundation College Hall of Fame and NCAA Hall of Fame (class of 1994)
- 13-Year NFL Tight End with Cleveland Browns (1978-90)
- Three-Time Pro Bowler (1981, 1984-85)
- Four-Time Cleveland Touchdown Club Offensive Player of the Year
- Member of NFL Policy-Making Groups: Competition Comm. & Player Care Found. Board



IRONMEN / TURNOVERS NOTES

CARR IS THE IRON HORSE

CB Brandon Carr's 189-consecutive starts rank as the NFL's longest active streak among defensive players. They stand second overall among all NFL players.

NFL CONSECUTIVE GAMES STARTED / CURRENT STREAKS

Rk.	Player	Games
1.	QB Philip Rivers (LAC)	221
2.	CB Brandon Carr (Bal.)	189
3.	DE Cameron Jordan (NO)	126
4.	T Mitchell Schwartz (KC)	125
	QB Russell Wilson (Sea.)	125
6.	S Malcolm Jenkins (Phi.)*	99
7.	T Jake Matthews (Atl.)	91

*plays 12/9 on MNF

RAVENS IRONMEN

RAVENS CONSECUTIVE GAMES PLAYED / ACTIVE STREAKS

Rk.	Player	Games
1.	Sam Koch	221
2.	Justin Tucker	125
3.	Anthony Levine Sr.	109

RAVENS CONSECUTIVE GAMES PLAYED / ALL-TIME STREAKS

Rk.	Player	Games	Years
1.	Sam Koch	221	2006-present
2.	Jarret Johnson	129	2003-11
3.	Justin Tucker	125	2012-present
4.	Joe Flacco	122	2008-2015
5.	Peter Boulware	111	1997-2003

RAVENS ALL-TIME GAMES PLAYED

Rk.	Player	Games	Years
1.	Terrell Suggs	229	2003-18
2.	Ray Lewis	228	1996-2012
3.	Sam Koch	221	2006-present
4.	Matt Stover	207	1996-2008
5.	Jonathan Ogden	177	1996-2007
6.	Marshal Yanda	175	2007-present
7.	Joe Flacco	163	2008-18
8.	Ed Reed	160	2002-12
9.	Morgan Cox	147	2010-present
10.	Jarret Johnson	143	2003-11
11.	Chris McAlister	135	1999-2008
	Haloti Ngata	135	2006-14
13.	Kelly Gregg	134	2001-10
14.	Mike Flynn	133	1998-2007
	Todd Heap	133	2001-10

TWO DURABLE RAVENS

Among active NFL players, P Sam Koch (221) & CB Brandon Carr (189) each rank first at their respective positions for current streaks of most consecutive games played.

CONSECUTIVE GAMES PLAYED / CURRENT NFL STREAKS

PUNTERS

1.	Sam Koch (Bal.)	221
2.	Brett Kern (Ten.)	189
3.	Dustin Colquitt (KC)	181

CORNERBACKS

1.	Brandon Carr (Bal.)	189
2.	Casey Hayward (LAC)	93
3.	Byron Jones (Dal.)	77

TURNOVER MARGIN SINCE 2008

Since John Harbaugh's 2008 Baltimore arrival, the Ravens have produced the NFL's fifth-best turnover differential (+51).

NFL's TOP TURNOVER DIFFERENTIALS

(Since 2008 / John Harbaugh Era)

Rk.	Team	Takeaways	Giveaways	Turnover Diff.
1.	New England	338	186	+152
2.	Green Bay	314	210	+104
3.	Seattle	312	243	+69
4.	Kansas City	304	239	+65
5.	Baltimore	303	252	+51
6.	Carolina	324	292	+32

* Ravens (+8) are sixth in the NFL in 2019.

TURNOVER MARGIN AT HOME

Baltimore owns a +54 differential at home during the John Harbaugh Era, tying (Sea.) for the league's third-best mark.

NFL's TOP TURNOVER DIFFERENTIALS / AT HOME

(Since 2008 / John Harbaugh Era)

Rk.	Team	Takeaways	Giveaways	Turnover Diff.
1	New England	176	91	+85
2.	Green Bay	178	95	+83
3.	Baltimore	164	110	+54
	Seattle	169	115	+54

TURNOVER TABLE SINCE 2000

Year	TA/TO	Plus/Minus	Record
2019	20/12	+8	11-2
2018	17/20	-3	10-6
2017	34/17	+17	9-7
2016	28/23	+5	8-8
2015	14/28	-14	5-11
2014	22/20	+2	10-6
2013	24/29	-5	8-8
2012	25/16	+9	10-6
2011	26/24	+2	12-4
2010	27/20	+7	12-4
2009	32/22	+10	9-7
2008	34/21	+13	11-5
2007	23/40	-17	5-11
2006	40/23	+17	13-3
2005	26/36	-10	6-10
2004	34/23	+11	9-7
2003	41/38	+3	10-6
2002	31/32	-1	7-9
2001	28/36	-8	10-6
2000	49/26	+23	12-4
Total	575/506	+69	187-130

THE RAVENS ARE...

Since 2000, here are the Ravens' records in a game:

When turnover ratio is +2 or better	83-5
When turnover ratio is +1 or better	118-17
When turnover ratio is even	36-25
When turnover ratio is negative	32-86

THAT M&T MAGIC

HOME UNDER HARBS

Under John Harbaugh (since 2008) the Ravens own the NFL's third-best home winning percentage (.745), going 70-24 at M&T Bank Stadium.

NFL'S BEST REGULAR SEASON HOME RECORDS (John Harbaugh Era / Since 2008)

Rk.	Team	Record	Pct.
1.	New England Patriots	81-13	.862
2.	Green Bay Packers	70-23-2	.747
3.	Baltimore Ravens	70-24	.745
4.	Pittsburgh Steelers	68-27	.716
5.	New Orleans Saints	66-29	.695

RAVENS DEFEND THE BANK

The Ravens have been outstanding at home since they arrived in Baltimore. Below are their respective home records and corresponding NFL rankings during several periods.

RAVENS HOME RECORDS / NFL RANKINGS

Time Period (Milestone)	Record	NFL Rank
Since 2010 (Past Nine-Plus Seasons)	58-20	3
Since 2008 (John Harbaugh's Arrival)	70-24	3
Since 2000 (First Super Bowl Season)	115-42	2
Since 1998 (M&T Bank Stadium Opened)	123-50	3
Since 1996 (Team's Inception)	130-58-1	4

HOME "D" UNDER HARBS (SINCE 2008)

16.8	74.6	301.5
POINTS ALLOWED PER GAME (NFL'S BEST)	OPPONENT PASSER RATING (NFL'S BEST)	YARDS ALLOWED PER GAME (NFL'S BEST)

Dating back to 2008, the Ravens have outscored opponents 2,374 to 1,583 at home. In their 70 wins during this span, the margin of victory has been 13.7 points per game.

The Ravens own a +791 point differential at home under John Harbaugh, ranking No. 3 in the NFL (NE is +1,187 & GB is +821).

Baltimore is 33-0 under Harbaugh when allowing 12 points or fewer at home.

HOME "D" DOMINANCE DATES WAY BACK

The Ravens' "D" has been stout at home for many seasons. Since 2003, Baltimore ranks at the top in several key categories:

BEST NFL DEFENSES AT HOME / SINCE 2003

POINTS PER GAME (Fewest Allowed)

1. Baltimore	16.6
2. New England	16.8
3. Pittsburgh	18.3

TOTAL DEFENSE (Fewest Yards Allowed)

1. Baltimore	295.2
2. Pittsburgh	298.3
3. NY Jets	313.3

INTERCEPTIONS

1. New England	163
2. Baltimore	161
3. Green Bay	158

SACKS

1. Minnesota	382
2. Pittsburgh	370
3. Baltimore	353

HOME FAST FACTS

- The Ravens are 19-8 at home in the month of December under John Harbaugh and 39-16 in such games during their history.
- Under Harbaugh, the Ravens are 22-4 in November home games, producing the NFL's best such record. The Ravens have won 20 of their past 23 home games during the month.
- Under Harbaugh, the Ravens are 18-3 in September home games. The Ravens have won 21 of their past 24 home games in the month of September (dating back to 2006).
- Under Harbaugh (since 2008), Baltimore has gone 19-5 against NFC teams at M&T Bank Stadium, producing the best home record by an AFC squad vs. the "other" conference.
- Baltimore has won 22 of its last 27 home games vs. NFC teams.
- In their history, the Ravens have hosted 18 games when the temperature was below 40 degrees. Baltimore is 15-3 in such games.
- Baltimore is 8-1 at home in November against AFC North foes under Harbaugh. Overall under Harbaugh, the Ravens are 23-10 in home games played against AFC North foes.
- Baltimore has won 19 of its last 27 home games vs. AFC North foes.
- The Ravens are 14-3 at home all time against teams from the West Coast (Oak. - 6-1, SD - 3-1, SF - 3-0 and Sea. - 2-1).

BEST HOME DEFENSE

Baltimore has permitted an NFL-best 16.8 ppg at home during the John Harbaugh Era. Under "Harbs," the Ravens are 31-0 at home when allowing 10 points or fewer. In 20 of those games, the Ravens gave up no more than 7 points.

FEWEST POINTS/GAME ALLOWED AT HOME

(Since 2008 / John Harbaugh Era)

Rk.	Team	PPG
1.	Baltimore	16.8
2.	New England	17.9
3.	Pittsburgh	18.6



ALL-TIME RESULTS / TRENDS

RAVENS ALL-TIME RECORDS

	Overall Record	Home	Away
Overall.....	211-169-1	131-58-1	80-111
In M&T Bank Stadium (since 1998).....	124-50	124-50	n/a
Coached by Ted Marchibroda.....	16-31-1	11-12-1	5-19
Coached by Brian Billick.....	80-64	50-22	30-42
Coached by John Harbaugh.....	115-74	70-24	45-50
vs. AFC Teams.....	162-131	101-51	61-80
vs. AFC North.....	61-45	36-17	25-28
vs. AFC Central (1996-2001).....	26-28	13-14	13-14
vs. AFC East.....	26-21	18-5	8-16
vs. AFC South.....	19-17	13-5	6-12
vs. AFC West.....	26-20	17-7	9-13
vs. NFC Teams.....	54-39-1	35-10-1	19-29
vs. NFC North.....	8-8	6-2	2-6
vs. NFC Central (1996-2001).....	3-5	3-1	0-4
vs. NFC East.....	13-9-1	8-2-1	5-7
vs. NFC South.....	12-8	6-4	6-4
vs. NFC West.....	18-9	12-1	6-8
On Monday Night Football.....	13-11	5-2	8-9
On Thursday Night Football.....	7-5	6-1	1-4
On Saturday.....	4-1	2-0	2-1
On Sunday Night Football.....	15-13	9-3	6-10
In Overtime.....	13-13-1	7-4-1	6-9
Ravens Shutout Wins.....	14-0	6-0	8-0
In Season Openers.....	13-11	8-4	5-7
Indoors.....	6-15	n/a	6-15

Note: Baltimore has played in Houston's Reliant/NRG Stadium five times (3-2), Indy's Lucas Oil Stadium twice (0-2), Dallas' Texas Stadium once (1-0) and Atlanta's Mercedes-Benz Stadium once (1-0). Three of those games at Reliant Stadium (12/13/10, 10/21/12 & 12/21/14) came when the roof was closed, meaning those games were "indoors," while the other games listed are considered "outdoors" due to open roofs.

In August.....	0-1	0-1	0-0
In September.....	50-32	32-8	18-24
In October.....	39-52	20-20	19-32
In November.....	61-39-1	37-13-1	24-26
In December.....	56-41	39-16	17-25
In January.....	5-4	3-0	2-4

RAVENS RESULTS WHEN...

Team	Since 2000	Since 2008	2019	Offense	Since 2000	Since 2008	2019
Record.....	187-130	115-74	11-2	Scoring 20 or more points.....	149-49	98-34	11-2
vs. AFC North (since 2002).....	61-45	43-27	3-1	Scoring 30 or more points.....	63-7	43-5	6-0
vs. AFC.....	140-98	86-55	7-2	Having 20 or more first downs.....	91-52	69-33	9-2
vs. NFC.....	47-32	29-19	4-0	Totaling 350 or more net yards.....	90-43	65-28	7-2
Home.....	116-42	71-24	5-1	At least 35 minutes time of poss.....	55-7	35-5	7-0
Away.....	71-88	45-50	6-1	Rushing for 150 or more yards.....	67-17	42-9	8-2
On grass.....	93-72	55-36	8-2	When not throwing an INT.....	106-24	68-17	8-1
Artificial turf.....	94-58	60-38	3-0	With a 100-yard rusher.....	63-22	35-9	7-1
Outdoors.....	182-118	109-66	11-2	Without a 100-yard rusher.....	124-108	80-65	4-1
Indoors.....	5-12	4-7	0-0	With a 100-yard receiver.....	40-23	27-16	2-0
September.....	42-25	27-14	2-2	Without a 100-yard receiver.....	147-107	89-58	9-2
October.....	36-41	20-25	3-0	With a 300-yard passer.....	23-19	20-14	1-0
November.....	56-27	36-13	4-0	Without a 300-yard passer.....	164-111	95-60	10-2
December.....	48-34	29-20	2-0	Defense	Since 2000	Since 2008	2019
January.....	5-3	3-2	0-0	When scoring a defensive TD.....	48-7	26-5	3-0
Leading at halftime.....	149-24	94-18	10-0	When returning an INT for a TD.....	35-3	17-2	2-0
Trailing at halftime.....	27-93	14-51	0-2	When returning a fumble for a TD.....	15-4	11-3	3-0
Tied at halftime.....	11-13	7-5	1-0	Recording 3 or more sacks.....	100-39	54-25	4-0
Tied after 3 quarters.....	5-7	3-3	1-0	Holding opp. under 250 net yards.....	58-6	42-6	4-0
Leading After 3 quarters.....	159-18	101-16	9-0	Holding opp. under 21 points.....	151-36	95-15	10-0
Trailing after 3 quarters.....	24-104	11-58	1-2	Holding opp. under 15 points.....	114-16	66-7	4-0
Decided by 7 points or fewer.....	77-72	46-48	5-1	Allowing a 100-yard rusher.....	19-29	12-18	2-1
Decided by 3 points or fewer.....	43-40	27-26	2-0	Not allowing a 100-yard rusher.....	167-102	103-56	9-1
When scoring first.....	131-40	85-25	9-1	Allowing a 100-yard receiver.....	38-41	21-25	1-1
When not scoring first.....	57-90	30-49	2-1	Not allowing a 100-yard receiver.....	150-88	94-49	10-1
Positive or even turnover ratio.....	155-43	91-31	10-1	Allowing a 300-yard passer.....	24-29	16-21	1-2
Negative turnover ratio.....	32-87	24-43	1-1	Not allowing a 300-yard passer.....	162-101	99-53	10-0
Winning penalty ratio.....	82-54	51-28	3-1				
Losing penalty ratio.....	91-66	54-38	6-1				
Overtime.....	10-11	7-8	1-0				
When returning a KOR for a TD.....	5-3	5-2	0-0				
When returning a PR for a TD.....	9-3	5-1	0-0				

LAMAR JACKSON NOTES

THE YEAR OF LAMAR

- X Lamar Jackson is the only QB in NFL history with at least 2,500 passing yards and 1,000 rushing yards in a season. (He has 2,677 passing & 1,017 rushing yards in 2019, with three games to play.)
- X Jackson has been responsible for an NFL-best 35 total TDs this season (28 passing & 7 rushing).
- X In his last six games, Jackson has thrown 17 TDs and 1 INT, completing 71.2% of his passes for 1,027 yards and a 130.3 rating. He also has 441 rushing yards and 4 rushing TDs during this time.
- X Jackson has produced two perfect passer ratings this season (at Cin. & at Mia.), making him one of two QBs in NFL history (Ben Roethlisberger, 2007) to attain the pristine 158.3 mark twice in a single season.
- X In Weeks 11 (vs. Hou) and 12 (at LAR), Jackson became the first NFL player ever to throw at least 4 passing TDs and have at least 50 yards rushing in back-to-back games.
- X Jackson's 1,017 rushing yards in 2019 are the second most ever in a season by a QB. He is on pace to shatter Michael Vick's single-season QB rushing record (1,039) with a projected 1,252 clip.
- X Jackson's 6.74 ypc rush avg. in 2019 ranks No. 1 in the NFL. He has posted an NFL-high 247 rushing yards on third down.
- X Jackson registered at least 60 rushing yards in nine-straight games (4-12) this season, ranking as the most consecutive 60+ rushing outputs by a QB in NFL single-season history.
- X In Week 6's victory over Cincinnati, Jackson became the first player ever to pass for 200 yards (236) and rush for 150 yards (152) in a regular season game. (Colin Kaepernick also accomplished this feat in a 2013 playoff game.)
- X In Week 2's win over Arizona, Jackson became the only player in NFL history to throw for at least 250 yards and rush for at least 120 yards in a regular season game.
- X Michael Vick (8), Jackson (5) and Russell Wilson (4) own the most "double-triples" (at least 100 rushing and passing yards in the same game) in league history.
- X Jackson has registered two 5-TD passing games this season (Week 1 at Miami & Week 12 at LAR), also throwing 4 TDs in Week 11 vs. Hou. His three 4-plus passing TD games are the most in single-season team history.

MOST RUSHING YARDS

(Quarterbacks / Single-Season NFL History)

1. Michael Vick (2006)..... 1,039
2. **Lamar Jackson (2019) 1,017**
3. Bobby Douglass (1972)..... 968
4. Randall Cunningham (1990)..... 942
5. Michael Vick (2004)..... 902

Jackson needs just 23 rushing yards to break Vick's single-season record by a quarterback.

LAMAR JACKSON

100-YARD RUSHING GAMES

(Quarterbacks / Single-Season NFL History)

1. **Lamar Jackson (2019) 4**
2. Russell Wilson (2014)..... 3
- Michael Vick (2006) 3
- Michael Vick (2004) 3

CAREER 100-YARD RUSHING GAMES

(Quarterbacks / NFL History)

1. Michael Vick..... 10
2. **Lamar Jackson..... 5**
3. Russell Wilson 4
4. R. Cunningham, B. Douglass 3
- D. McNabb, C. Newton & T. Rote 3

NFL PASSER RATING / 2019

1. Ryan Tannehill (Ten.) 118.5
2. Kirk Cousins (Min.)..... 112.0
3. Drew Brees (NO) 109.5
4. **Lamar Jackson (Bal.) 109.2**

PASSING TOUCHDOWNS / 2019

1. **Lamar Jackson (Bal.) 28**
2. Russell Wilson (Sea.)..... 26
- Jameis Winston (TB)..... 26
4. Jimmy Garoppolo (SF)..... 25

TOTAL TOUCHDOWNS / 2019

1. **Lamar Jackson (Bal.) 35**
2. Deshaun Watson (Hou.) 31
3. Russell Wilson (Sea.)..... 29

2019 STATISTICS

7
RUSHING TDS
[TIED FOR 9TH IN NFL]

28
PASSING TDS
[1ST IN NFL]

1,017
RUSHING YARDS
[9TH IN NFL]

2,677
PASSING YARDS
[20TH IN NFL]



LAMAR JACKSON NOTES

WHAT A START

In Week 1 at Miami (9/8), QB Lamar Jackson completed 17 of 20 passes for 324 yards, 5 TDs and 0 INTs for a perfect 158.3 passer rating. He is one of nine QBs in NFL history with at least 300 passing yards, 5 TDs and a 158.3 rating in a game.

QUARTERBACKS w/ 300 YARDS, 5 TDs & A 158.3 RATING (NFL History)

Player	Date/Opp.	Cmp-Att.	Pct.	Yards	TDs
Aaron Rodgers	10/20/19 vs. Oak.	25-31	80.6	429	5
Deshaun Watson	10/6/19 vs. Atl.	28-33	84.8	426	5
Lamar Jackson	9/8/19 at Mia.	17-20	85.0	324	5
Ben Roethlisberger	11/8/18 vs. Car.	22-25	88.0	328	5
Jared Goff	9/27/18 vs. Min.	26-33	78.8	465	5
Nick Foles	11/3/13 at Oak.	22-28	78.6	406	7
Drew Brees	11/30/09 vs. NE	18-23	78.3	371	5
Tom Brady	10/21/07 at Mia.	21-25	84.0	354	6
Peyton Manning	9/28/03 at NO	20-25	80.0	314	6

PASSING TOUCHDOWNS

RAVENS SINGLE-GAME HISTORY

Quarterback/Date/Opp.	TDs
Lamar Jackson, 11/25/19 at LAR.	5
Lamar Jackson, 9/8/19 at Mia.	5
Joe Flacco, 10/12/14 at TB.	5
Tony Banks, 9/10/00 vs. Jax.	5

COMPLETION PCT.

RAVENS SINGLE-GAME HISTORY

Quarterback/Date/Opp.	Pct.
Lamar Jackson, 11/10/19 at Cin.	88.2
Lamar Jackson, 9/8/19 at Mia.	85.0
Joe Flacco, 11/1/09 vs. Den.	80.0

PASSER RATING

RAVENS SINGLE-GAME HISTORY

Quarterback/Date/Opp.	Rate
Lamar Jackson, 11/10/19 at Cin.	158.3
Lamar Jackson, 9/8/19 at Mia.	158.3
Joe Flacco, 10/12/14 at TB.	149.7

JACKSON IS THE YOUNGEST QB IN NFL HISTORY TO PRODUCE A PERFECT PASSER RATING. INCREDIBLY, HE'S DONE IT TWICE.

CONSECUTIVE PASSES, NO INTs

RAVENS ALL-TIME HISTORY

Quarterback/Dates	Passes
Lamar Jackson, 11/25/18-9/29/19	248
Lamar Jackson, 10/6/19-12/8/19	181
Joe Flacco, 9/25/16-10/23/16	176

JACKSON'S 2019 HONOR ROLL

- AFC Offensive Player of the Month (November)
- AFC Offensive Player of the Week (Week 12 at LAR)
- AFC Offensive Player of the Week (Week 10 at Cin.)
- AFC Offensive Player of the Week (Week 9 vs. NE)
- AFC Offensive Player of the Week (Week 1 at Mia.)
- FedEx Air Player of the Week (Week 12 at LAR)
- FedEx Air Player of the Week (Week 10 at Cin.)
- FedEx Air Player of the Week (Week 1 at Mia.)
- FedEx Ground Player of the Week (Week 6 vs. Cin.)

PASSING TOUCHDOWNS

RAVENS SINGLE-SEASON HISTORY

Rk.	Quarterback (Year)	TDs
1.	Vinny Testaverde (1996)	33
2.	Lamar Jackson (2019)	28
3.	Joe Flacco (2014)	27
4.	Joe Flacco (2010)	25
5.	Joe Flacco (2012)	22

PASSER RATING

RAVENS SINGLE-SEASON HISTORY

Rk.	Quarterback (Year)	Rate
1.	Lamar Jackson (2019)	109.2
2.	Joe Flacco (2010)	93.6
3.	Joe Flacco (2014)	91.0
4.	Joe Flacco (2009)	88.9
5.	Vinny Testaverde (1996)	88.7

MOST WINS THROUGH FIRST 20 STARTS

MOST WINS BY A STARTING QUARTERBACK (FIRST 20 STARTS OF AN NFL CAREER / LAST 30 YEARS)

Rk.	Quarterback	Record
1.	Ben Roethlisberger (Pit.)	18-2
2.	Lamar Jackson (Bal.)	17-3
	Marc Bulger (STL)	17-3
	Jimmy Garoppolo (NE/SF)	17-3
	Kurt Warner (STL)	17-3
6.	Dak Prescott (Dal.)	15-5
	Philip Rivers (SD)	15-5

START QB VICTORIES

MOST WINS BY A STARTING QUARTERBACK (SINCE WEEK 11 OF 2018 / JACKSON'S FIRST NFL START)

Rk.	Quarterback	Record
1.	Lamar Jackson (Bal.)	17-3
2.	Russell Wilson (Sea.)	16-4
3.	Tom Brady (NE)	14-5
4.	Deshaun Watson (Hou.)	13-7

MARSHAL YANDA NOTES

STANDING GUARD

G Marshal Yanda, considered one of the greatest to ever wear a Ravens uniform, has earned seven-career Pro Bowls, which tie (Terrell Suggs) for fourth in franchise history. In 2019, only four active NFL O-linemen have played in more games than Yanda, who stands at 175 contests.

MOST PRO BOWLS (Ravens History)

LB Ray Lewis.....	13
T Jonathan Ogden.....	11
S Ed Reed.....	9
OLB Terrell Suggs.....	7
G Marshal Yanda.....	7



MOST GAMES PLAYED (Active NFL O-Linemen)

T Andrew Whitworth (LAR) ..	212
T Jason Peters (Phi.)	201
T Donald Penn (Was.).....	191
T Joe Staley (SF).....	178
G Marshal Yanda (Bal.) ...	175



Bengals DT Geno Atkins on Marshal Yanda:

"When I tell my son or daughter about football [someday], I'll tell them he was one of the best guards I went up against in the league. He's got nastiness, he's physical, and he has finesse. He's strong, but if you try to beat him with a little finesse, he can handle that, too, because he's got good feet. He's got the whole package."

DID YOU KNOW?

- G Marshal Yanda is one of 17 players in NFL history to earn at least 7 Pro Bowls as a guard. Of those, Yanda is one of just five (Larry Allen, Ed Budde, Alan Faneca & Gene Upshaw) to win a Super Bowl.
- Yanda has played in 175 games (164 starts), ranking as the second-most games played among O-linemen in Ravens history (Jonathan Ogden – 177).

A SEASONED PRO

G Marshal Yanda's seven Pro Bowls tie (Maurkice Pouncey & Trent Williams) for second among active O-linemen (Jason Peters' nine are first).

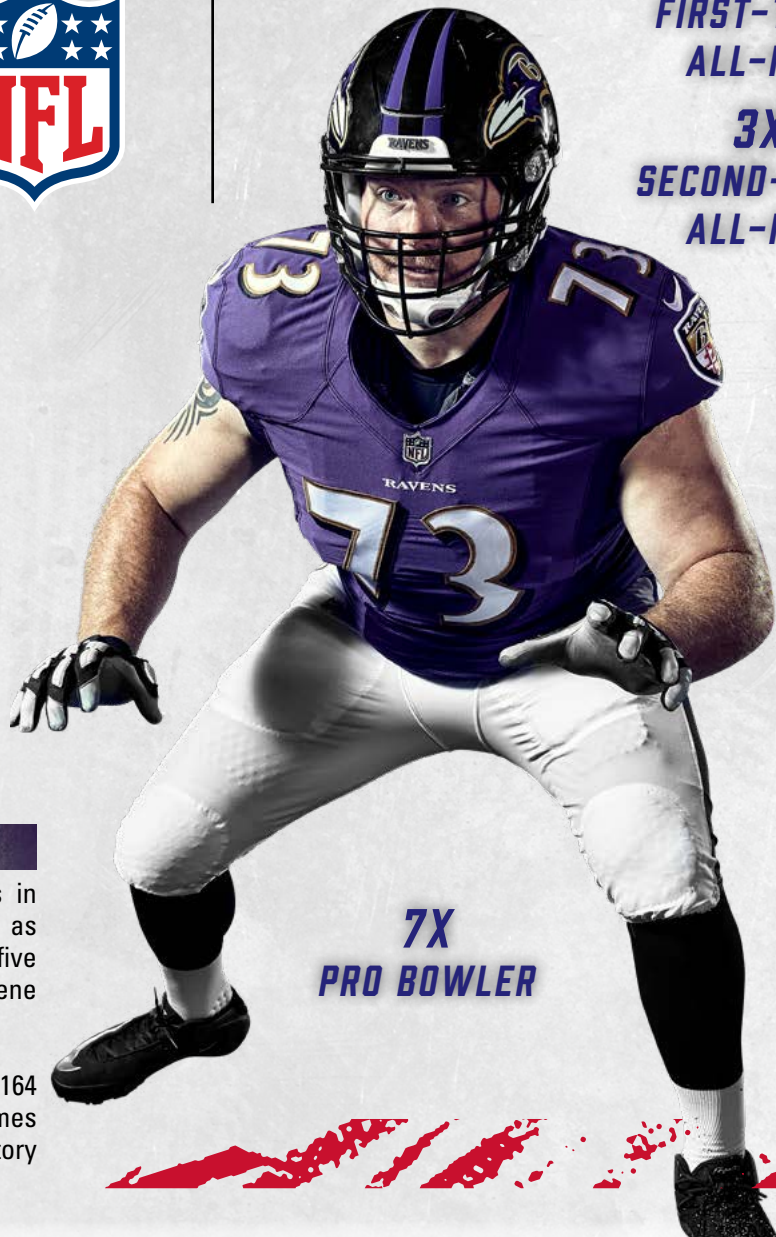
Yanda's seven Pro Bowls rank as the most among active NFL guards.

MOST PRO BOWLS / ACTIVE O-LINEMEN

Rk.	Player (Team)	Pro Bowls
1.	T Jason Peters (Phi.).....	9
2.	G Marshal Yanda (Bal.).....	7
	C Maurkice Pouncey (Pit.).....	7
	T Trent Williams (Was.).....	7

2X
FIRST-TEAM
ALL-PRO

3X
SECOND-TEAM
ALL-PRO



7X
PRO BOWLER

MARSHAL YANDA

MARK INGRAM II NOTES



**2X
PRO BOWLER**

INGRAM II'S YPC RANKS NO. 1

Dating back to 2014, RB Mark Ingram II's 4.74 YPC average ranks No. 1 among active NFL RBs (min. 600 attempts).

NFL YARDS-PER-CARRY AVERAGE / SINCE 2014

Rk.	Player	Att.	Yards	Avg.	TDs	LG
1.	Mark Ingram II (Bal.)	1,146	5,432	4.74	48	75
2.	Derrick Henry (Ten.)	751	3,536	4.71	35	99
3.	Ezekiel Elliott (Dal.)	1,114	5,119	4.60	37	60
4.	Lamar Miller (Hou.)	1,126	4,905	4.36	29	97
5.	Jordan Howard (Phi.)*	897	3,895	4.34	30	69

*plays 12/9 on MNF

In Week 3 at KC, RB Mark Ingram II produced 3 rushing TDs for the second time (11/12/17) in his standout career. It marked the fifth 3-TD rushing performance ever by a Raven, as Ray Rice (2011), Willis McGahee (2010) and Jamal Lewis (2006 & 2003) also accomplished the feat.

TOUCHDOWN MACHINE

Among active RBs, Mark Ingram II's 48 rushing scores since 2014 are the league's second most (Todd Gurley – 55). Among active RBs overall, his 59 rushing TDs rank as the league's fourth most.

RUSHING TOUCHDOWNS (Active RBs / Since 2014)

1. Todd Gurley (LAR) 55
2. **Mark Ingram II (Bal.) 48**
3. Latavius Murray (NO) 39
4. Ezekiel Elliott (Dal.) 37
5. Derrick Henry (Ten.) 35

RUSHING TOUCHDOWNS (Active Running Backs)

1. Adrian Peterson (Was.) 109
2. Frank Gore (Buf.) 79
3. LeSean McCoy (KC) 73
4. **Mark Ingram II (Bal.) 59**
5. Todd Gurley (LAR) 55

2019 NFL RUSHING LEADERS

QB Lamar Jackson ranks ninth in the NFL in rushing yards (1,017), while RB Mark Ingram II (887) is No. 12. The duo has combined for 1,904 rushing yards for the NFL's No. 1 ground attack.

MOST NFL RUSHING YARDS / 2019 SEASON

Rk.	Player	Att.	Yards	Avg.	TDs	LG
1.	Nick Chubb (Cel.)	253	1,281	5.06	7	88
2.	Derrick Henry (Ten.)	250	1,243	4.97	13	74
3.	Christian McCaffrey (Car.)	246	1,220	4.96	12	84
4.	Dalvin Cook (Min.)	241	1,108	4.6	13	75
5.	Ezekiel Elliott (Dal.)	246	1,071	4.35	9	31
6.	Josh Jacobs (Oak.)	218	1,061	4.87	7	51
7.	Chris Carson (Sea.)	246	1,057	4.3	5	59
8.	Leonard Fournette (Jax.)	235	1,039	4.42	3	81
9.	Lamar Jackson (Bal.)	151	1,017	6.74	7	47
10.	Carlos Hyde (Hou.)	198	926	4.68	4	58
11.	Marlon Mack (Ind.)	205	900	4.39	5	63
12.	Mark Ingram (Bal.)	181	887	4.9	9	53

2019 Rushing Quick Hits:

- X Ingram II has produced at least 6 rushing TDs in six-straight seasons, marking the NFL's longest such active streak. Not since Adrian Peterson (seven, from 2007-13) has an NFL player scored at least 6 rushing TDs in six-straight seasons.
- X Ingram II has tallied four 100-yard rushing games this season and 19 overall for his career. In Week 12's win over LAR, he posted 111 yards and 1 TD on 15 carries (7.4 ypc).

2019 NFL RUSHING TDs

Rk.	Player	TDs
1.	Dalvin Cook (Min.)	13
	Derrick Henry (Ten.)	13
3.	Aaron Jones (GB)	12
	Christian McCaffrey (Car.)	12
5.	Mark Ingram II (Bal.) 9	
	Ezekiel Elliott (Dal.)	9
	Todd Gurley (LAR)	9

2019 NFL SCRIMMAGE TDs

Rk.	Player	TDs
1.	Christian McCaffrey (Car.)	16
2.	Derrick Henry (Ten.)	15
	Aaron Jones (GB)	15
4.	Dalvin Cook (Min.)	13
5.	Mark Ingram II (Bal.) 12	

RAVENS SCRIMMAGE TDs

Rk.	Player	TDs
1.	Ray Rice (2011)	16
2.	Michael Jackson (1996)	14
	Jamal Lewis (2003)	14
	Willis McGahee (2009)	14
5.	Mark Ingram II (Bal.) 12	



MARK INGRAM II

MARK ANDREWS & MARQUISE BROWN NOTES

THE 2019 ANDREWS IMPACT

2019 NFL RECEIVING LEADERS / TIGHT ENDS

RECEIVING YARDS

Rk.	Tight End	Yards
1.	Travis Kelce	989
2.	Darren Waller	880
3.	George Kittle	754
4.	Zach Ertz*	736
5.	Mark Andrews	707

RECEPTIONS

Rk.	Tight End	Rec.
1.	Travis Kelce	75
2.	Darren Waller	72
3.	Zach Ertz*	70
4.	George Kittle	60
5.	Austin Hooper	58
6.	Mark Andrews	54

*plays 12/19 on MNF

REC. TOUCHDOWNS

Rk.	Tight End	TDs
1.	Mark Andrews	7
	Darren Fells	7
3.	Jared Cook	6
	Austin Hooper	6
	Kyle Rudolph	6

20+ YARD RECEPTIONS

Rk.	Tight End	20+ Rec.
1.	Mark Andrews	13
2.	Travis Kelce	12
	George Kittle	12
4.	Jared Cook	11
5.	Darren Waller	10

7
RECEIVING TDs

**TIED FOR THE MOST BY
A TE IN RAVENS
SINGLE-SEASON
HISTORY**

MARK ANDREWS



TE Mark Andrews owns the two longest receptions by a TE in Ravens history: 74-yarder vs. Oak. (11/25/18) & 68-yarder at LAC (12/22/18).

MARK IT DOWN

In 2018, Ravens TE Mark Andrews ranked No. 1 among rookie NFL tight ends in receiving yards (552) and No. 3 in receptions (34).

RECEIVING YARDS (NFL Rookie TEs / 2018)

1.	Mark Andrews (Bal.)	552
2.	Chris Herndon (NYJ)	502
3.	Dallas Goedert (Phi.)	334

RECEPTIONS (NFL Rookie TEs / 2018)

1.	Chris Herndon (NYJ)	39
2.	Ian Thomas (Car.)	36
3.	Mark Andrews (Bal.)	34

ANDREWS TIES FRANCHISE MARK

In Week 13 vs. SF, TE Mark Andrews recorded his seventh TD catch of year, tying Todd Heap (2005) and Dennis Pitta (2012) for the single-season franchise record by a tight end.

RECEIVING TOUCHDOWNS / RAVENS TIGHT ENDS (Single-Season Franchise History)

Rk.	Player (Season)	Rec. TDs
1.	Mark Andrews (2019)	7
	Dennis Pitta (2012)	7
	Todd Heap (2005)	7

2019 ROOKIE RECEIVING LEADERS

Among rookies entering Week 15, WR Marquise Brown is No. 5 in the NFL in receiving yards (518) and No. 1 in receiving TDs (6, tied).

NFL ROOKIE RECEIVING YARDS LEADERS (2019 Season)

Rk.	Player	Rec. Yards	Rec.	Avg.	TDs
1.	D.K. Metcalf (Sea.)	783	50	15.7	5
2.	A.J. Brown (Ten.)	779	39	20.0	6
3.	Terry McLaurin (Was.)	703	46	15.3	6
4.	Deebo Samuel (SF)	640	47	13.6	3
5.	Marquise Brown (Bal.)	518	39	13.3	6

BROWN A TD MACHINE

Rookie WR Marquise Brown owns 6 TD receptions in 2019, a mark that ties for the NFL's most among all rookies and stands No. 3 on the Ravens' single-season rookie franchise record list.

RECEIVING TDs (NFL Rookies / 2019)

1.	Marquise Brown (Bal.)	6
	A.J. Brown (Ten.)	6
	Mecole Hardman (KC)	6
	Terry McLaurin (Was.)	6

RAVENS TOUCHDOWNS (Rookies / Single Season)

1.	Marlon Brown (2013)	7
	Torrey Smith (2011)	7
3.	Marquise Brown (2019)	6
	Jamal Lewis (2000)	6

MARQUISE BROWN



EARL THOMAS III NOTES

SAFETY THEFTS

S Earl Thomas III has posted 30 career INTs, which rank No. 1 among active NFL safeties. He has registered a career-high 5 INTs in a season three separate times (2010, 2013 & 2015).

MOST INTERCEPTIONS / ACTIVE NFL SAFETIES

Rk.	Defender	INTs	Yards	TDs
1.	Earl Thomas III (Bal.)	30	455	2
2.	Eric Weddle (LAR)	29	467	4
3.	Harrison Smith (Min.)	22	397	4
4.	Kurt Coleman (Buf.)	21	238	2
	Reshad Jones (Mia.)	21	361	4

MOST SEASONS W/ 5-PLUS INTS (Active NFL Safeties)

Rk.	Player	Seasons
1.	Earl Thomas III (Bal.)	.3 ('10, '13, '15)
2.	Eric Weddle (LAR)	2 ('11, '17)
	Harrison Smith (Min.)	2 ('14, '17)



6 PRO BOWLS FOR EARL

S Earl Thomas III's six Pro Bowl selections tie for the fifth most among active NFL defenders. He and Eric Weddle tie to own the most among active NFL safeties.

MOST PRO BOWLS / ACTIVE NFL DEFENDERS

Rk.	Player (Team)	Pro Bowls
1.	Patrick Peterson (Ari.)	8
2.	Geno Atkins (Cin.)	7
	Von Miller (Den.)	7
	Terrell Suggs (Ari.)	7
5.	Earl Thomas III (Bal.)	6
	Luke Kuechly (Car.)	6
	Clay Matthews (LAR)	6
	Gerald McCoy (Car.)	6
	Eric Weddle (LAR)	6

ACTIVE INTS LEADERS

MOST INTERCEPTIONS / NFL DEFENDERS (Since 2010 / Thomas' First Season)

Rk.	Player	INTs
1.	Richard Sherman (SF)	35
2.	Earl Thomas III (Bal.)	30
3.	Marcus Peters (Bal.)	27
4.	Joe Haden (Pit.)	26
	Devin McCourty (NE)	26
	Aqib Talib (Mia.) (IR)	26

The Athletic's Dan Pompei on Earl Thomas:
 "[Thomas'] strength comes from muscles that wrap him from neck to ankles, cutting and popping in ways that are not common even with men in his realm. And the strength comes from somewhere else, too, somewhere deep beyond that stare. He can be like a Buddhist monk. And a Navy SEAL. His intensity is a window into his passion for the game."

DID YOU KNOW?

- S Earl Thomas III helped the Seahawks produce five Top 5 defenses (yards allowed) during his nine-year Seattle tenure, including the NFL's No. 1 unit in both 2013 and 2014.
- Thomas III twice played in the Super Bowl (2013 & 2014 seasons), helping Seattle capture the Super Bowl XLVIII title vs. Den.

**3X
FIRST-TEAM
ALL-PRO**

**2X
SECOND-TEAM
ALL-PRO**

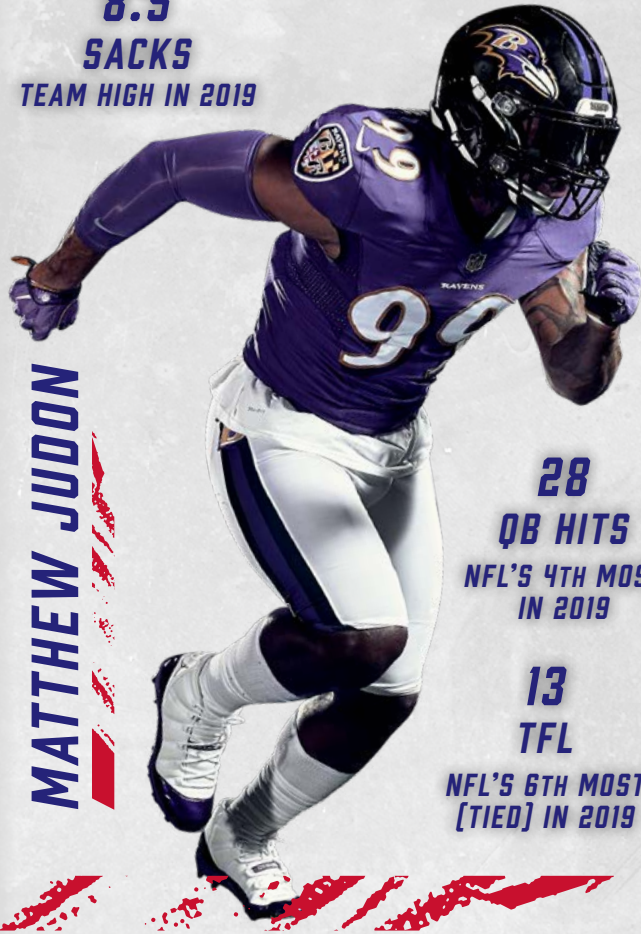
**6X
PRO BOWLER**

EARL THOMAS III



MATTHEW JUDON & MARCUS PETERS NOTES

**8.5
SACKS**
TEAM HIGH IN 2019



MATTHEW JUDON

**28
QB HITS**
NFL'S 4TH MOST
IN 2019

**13
TFL**
NFL'S 6TH MOST
[TIED] IN 2019

ALL-AROUND DEFENDERS

OLB Matthew Judon is one of four NFL defenders to register at least 145 tackles, 65 QB hits, 40 TFL and 20 sacks since 2017.

SINCE 2017 / NFL DEFENDERS WITH AT LEAST 145 TACKLES, 65 QB HITS, 40 TFL & 20 SACKS

Defender	Tackles	Sacks	TFL	QB Hits
Calais Campbell (Jax.)	187	31.5	42	72
Chandler Jones (Ari.)	148	44	48	69
Cameron Jordan (NO)	157	38.5	48	72
Matthew Judon (Bal.)	146	23.5	40	66

Note: Judon is one of three NFL defenders (Shaquil Barrett & T.J. Watt) to post at least 8 sacks, 10 TFL, 25 QB hits & 3 FFs in 2019.

BACKFIELD DISTURBANCE

OLB Matthew Judon has registered 23.5 sacks since the 2017 campaign, ranking as Baltimore's most. Judon has also posted the Ravens' most tackles for loss (40) since 2017.

RAVENS SACKS (Since 2017)

- 1. Matthew Judon** 23.5
2. Terrell Suggs 18
3. Za'Darius Smith 12
4. Patrick Onwuasor 9.5

RAVENS TACKLES FOR LOSS (Since 2017)

- 1. Matthew Judon** 40
2. Terrell Suggs 24
- 3. Patrick Onwuasor** 17
- C.J. Mosley 17

(Purple Indicates Current)

PICK ARTIST

Since entering the NFL in 2015, CB Marcus Peters' 6 INT-TDs rank No. 1 among all defenders, as do his 27 career INTs. This season, Peters has produced an NFL-best 3 INT-TDs, 2 of which have come with Baltimore.

NFL INTERCEPTION LEADERS (Since 2015 / Active Players)

- 1. Marcus Peters (Bal.)** 27
2. Darius Slay (Det.) 17
3. Kevin Byard (Ten.) 16
- Stephon Gilmore (NE) 16

NFL INT-TD LEADERS (Since 2015 / Active Players)

- 1. Marcus Peters (Bal.)** 6
2. Aqib Talib (Mia.) (IR) 4
3. Seven Players 3

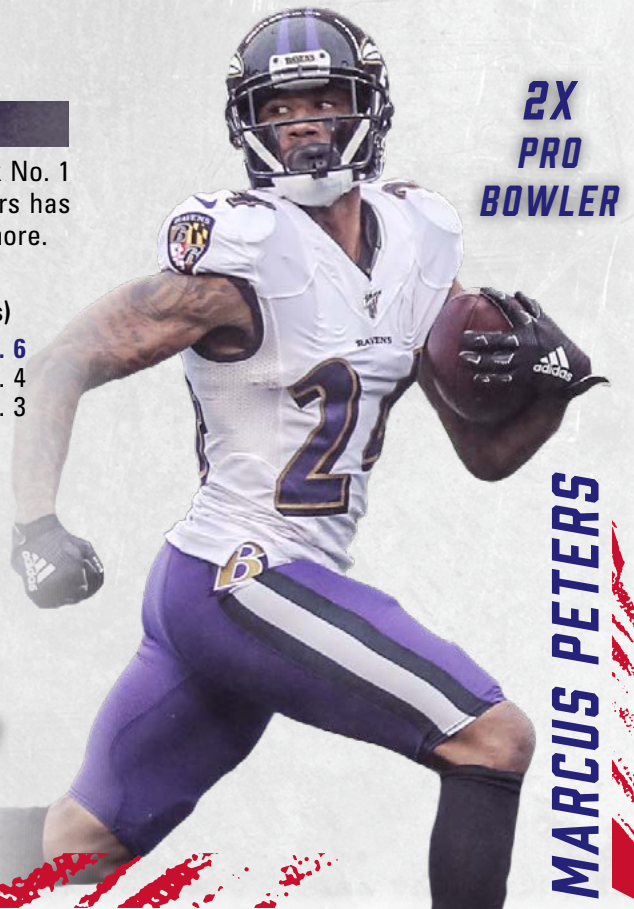
TAKEAWAY MACHINE

- Peters' 5 INTs in 2019 tie (Minkah Fitzpatrick & Devin McCourty) for No. 1 in the NFL.
- Peters has scored 7-career defensive TDs (6 INT & 1 FR), which stand as the NFL's most since 2015.
- Peters has posted 33 total takeaways (27 INTs & 6 FRs) during his career.
- Peters' 6 INT-TDs tie Hall of Famer Lem Barney for the second most ever by a player in his first five seasons. Only Hall of Famer Ken Houston (9) had more.

**1X
FIRST-TEAM
ALL-PRO**

**1X
SECOND-TEAM
ALL-PRO**

**2X
PRO
BOWLER**



MARCUS PETERS

BRANDON WILLIAMS & MARLON HUMPHREY NOTES

WILLIAMS ANCHORS RUN "D"

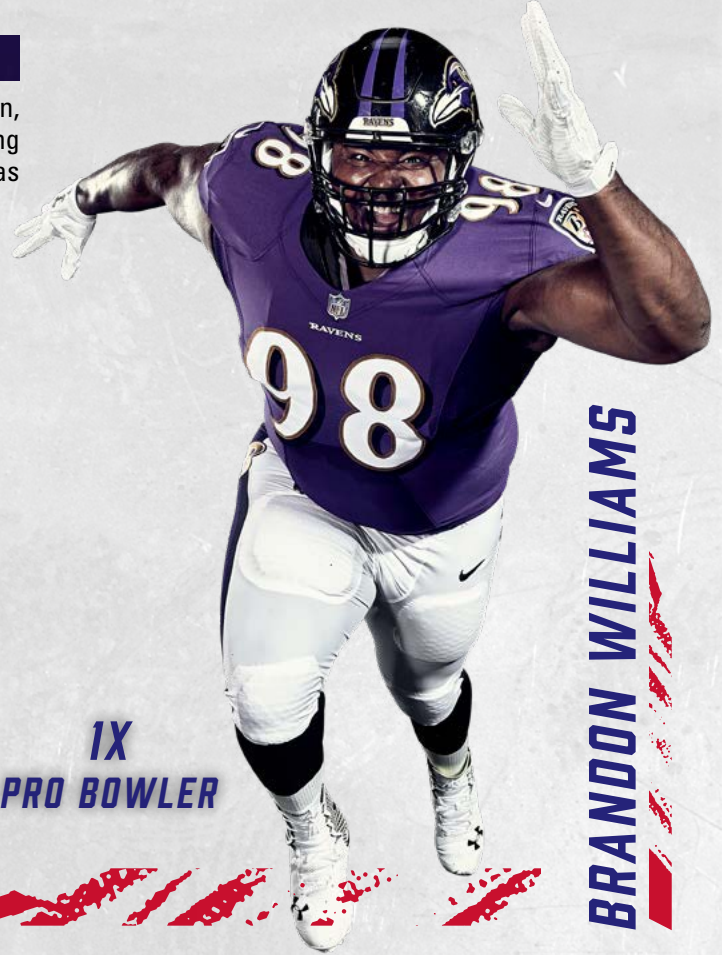
Pro Bowl DT Brandon Williams is one of the NFL's top D-linemen, helping Baltimore regularly produce a stout run defense. Dating back to '14, when he became a full-time starter, Baltimore has been especially stout vs. opposing ground games.

NFL RUSHING YARDS ALLOWED PER GAME (Since 2014)

1. Baltimore Ravens	95.2
2. Seattle Seahawks	97.7
3. Pittsburgh Steelers	99.0
4. New York Jets	100.4
5. Houston Texans	100.7

NFL RUSHING AVG. YARDS PER CARRY ALLOWED (Since 2014)

1. New York Jets	3.83
2. Denver Broncos	3.89
3. Baltimore Ravens	3.93
4. Seattle Seahawks	3.96
5. Houston Texans	3.99



IX
PRO BOWLER

BRANDON WILLIAMS

2
FUMBLE
RECOVERY
TDs

2019 NFL HIGH
[TIED, N. SUH]



1
BLOCKED FG
12/1/19 VS. SF

TEAM MVP
2018 SEASON
VOTED BY LOCAL MEDIA

MARLON HUMPHREY

2019 RAVENS PASS DEFENDERS

INTERCEPTIONS

1. Marcus Peters	3
2. Marlon Humphrey	2
Josh Bynes	2
Earl Thomas III	2
5. Maurice Canady	1
Jimmy Smith	1

PASSES DEFENSED

1. Marlon Humphrey	11
2. Marcus Peters	8
3. Brandon Carr	6
4. Jimmy Smith	5
5. J. Bynes/C. Clark	4
Earl Thomas III	4

SHUTDOWN CORNER

- X Humphrey has registered the NFL's fifth-best defensive passer rating (80.2) among all CBs (min. 65 targets) in 2019.
- X He has 2 INTs, 11 PD, 2 FFs and 3 FRs, two of which he returned for TDs (70-yarder vs. NE & 18-yarder at Sea.).
- X Humphrey's 70-yard FR-TD vs. NE is the longest fumble recovery return in Ravens franchise history.
- X On 10/6 at Pittsburgh, Humphrey made a clutch forced fumble on WR JuJu Smith-Schuster and recovered the ball, helping set up K Justin Tucker's game-winning, 46-yard FG in Baltimore's 26-23 OT victory.
- X Entering Week 15, Humphrey is one of four NFL defenders to post at least 2 INTs, 2 FFs and 2 FRs (3).

BRANDON CARR NOTES

A STANDOUT VET

CB Brandon Carr has posted 6 INTs as a Raven, tying (Marlon Humphrey & Eric Weddle) for the most over the past two-plus seasons (since 2017, when he arrived in Baltimore). Carr's 138 career PD stand as the fourth most among active NFL players.

BALTIMORE INTERCEPTIONS (Since Carr's 2017 Ravens Arrival)

Rk.	Player	INTs
1.	Brandon Carr	6
	Marlon Humphrey	6
	Jimmy Smith	6
	Eric Weddle.....	6



MOST NFL PASSES DEFENSED BY ACTIVE DEFENDERS (Since 2008 / Carr's First Season)

Rk.	Player	PD
1.	Johnathan Joseph (Hou.)	157
2.	D. Rodgers-Cromartie (Was.) ..	146
3.	Tramon Williams (GB)	145
4.	Brandon Carr (Bal.)	138
5.	Joe Haden (Pit.)	135



WHAT A STARTING STREAK

CB Brandon Carr's 189-consecutive starts rank as the NFL's longest active streak among defensive players. They stand second overall among all NFL players.

NFL CONSECUTIVE GAMES STARTED (Current NFL Streaks)

Rk.	Player	Games
1.	QB Philip Rivers (LAC)	221
2.	CB Brandon Carr (Bal.)	189
3.	DE Cameron Jordan (NO)	126
4.	T Mitchell Schwartz (KC).....	125
	QB Russell Wilson (Sea.).....	125
6.	S Malcolm Jenkins (Phi.)*.....	99

*plays 12/9 on MNF

MOST CAREER GAMES PLAYED / ACTIVE DEFENDERS

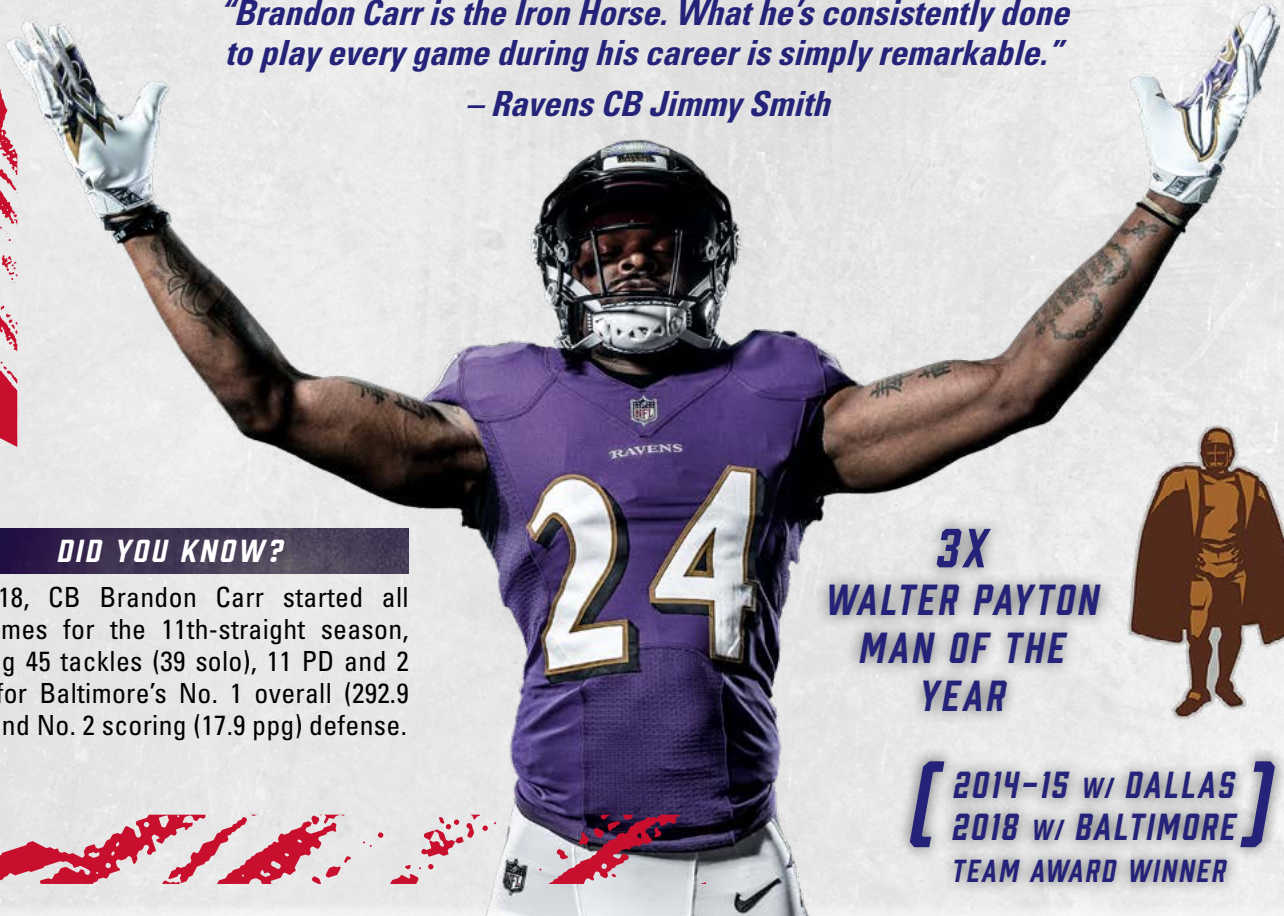
Rk.	Player	Games
1.	Terrell Suggs (Ari.)	242
2.	Mike Adams (Hou.)	212
3.	Domata Peko Sr. (Bal.)	205
	Antoine Bethea (NYG)*.....	205
5.	Eric Weddle (LAR)	198
6.	Johnathan Joseph (Hou.)...	197
7.	Tramon Williams (GB)	196
8.	Brandon Carr (Bal.)	189
	Thomas Davis (LAC)	189

*plays 12/9 on MNF

"Brandon Carr is the Iron Horse. What he's consistently done to play every game during his career is simply remarkable."

— Ravens CB Jimmy Smith

BRANDON CARR



DID YOU KNOW?

In 2018, CB Brandon Carr started all 16 games for the 11th-straight season, posting 45 tackles (39 solo), 11 PD and 2 INTs for Baltimore's No. 1 overall (292.9 ypg) and No. 2 scoring (17.9 ppg) defense.

**3X
WALTER PAYTON
MAN OF THE
YEAR**



**[2014-15 w/ DALLAS
2018 w/ BALTIMORE]
TEAM AWARD WINNER**

JUSTIN TUCKER NOTES

TUCKER RANKS NO. 1

K Justin Tucker, the most accurate kicker ever, has hit 260 of 287 FGAs to post a 90.6% success mark. In 2018, he scored a franchise-record 141 points for the third-straight season, becoming the NFL's only kicker to surpass the 140 mark in each of the past three full years (2016-18).

BEST CAREER FIELD GOAL PERCENTAGE (NFL History / Min. 100 Att.)

Rk.	Player	FGM	FGA	Pct.
1.	Justin Tucker (Bal.)	260	287	90.6
2.	Harrison Butker (KC)	90	101	89.1
3.	Josh Lambo (Jax.)	116	132	87.9
4.	Stephen Gostkowski (NE)	374	428	87.4
5.	Wil Lutz (NO)	116	133	87.2

7X
AFC ST
PLAYER OF
MONTH

TUCKER TIDBITS

- Since PATs were moved back to the 15-yard line in 2015, Tucker (178-of-180) has produced the NFL's best PAT percentage (98.9).
- Tucker's 92.7 career FG% when kicking on grass (153-of-165) ranks as the NFL's best of all time.
- Tucker's 94.2 career FG% in the second half/OT (129-of-137) ranks as the NFL's best second half/OT mark of all time.
- Tucker is a seven-time AFC Special Teams Player of the Month, ranking four more than legends S Ed Reed & K Matt Stover for the most POM awards in Ravens history. (Tucker has also earned a team-record 11 AFC ST Player of the Week honors.)
- Tucker's 6 FGs on 12/16/13 at Detroit set a team record and a single-game NFL high in 2013. He became the first NFL kicker ever to connect from the 20-, 30-, 40-, 50- & 60-yard range in a game.

TUCKER'S GAME-WINNERS

15

CAREER GAME-WINNING FGs BY K JUSTIN TUCKER

- 2019: Week 13 vs. SF, 49 yds OT
- 2019: Week 5 at Pit., 46 yds OT
- 2018: Week 11 vs. Cin., 24 yds
- 2016: Week 3 at Jax., 53 yds
- 2016: Week 2 at Cle., 49 yds
- 2015: Week 11 vs. STL, 47 yds
- 2015: Week 8 vs. SD, 39 yds
- 2015: Week 4 at Pit., 52 yds OT
- 2014: Week 3 at Cle., 32 yds
- 2013: Week 15 at Det., 61 yds
- 2013: Week 10 vs. Cin., 46 yds OT
- 2013: Week 5 at Mia., 44 yds
- 2012: Div. at Den., 47 yds 2OT
- 2012: Week 12 at SD, 38 yds OT
- 2012: Week 3 vs. NE, 27 yds

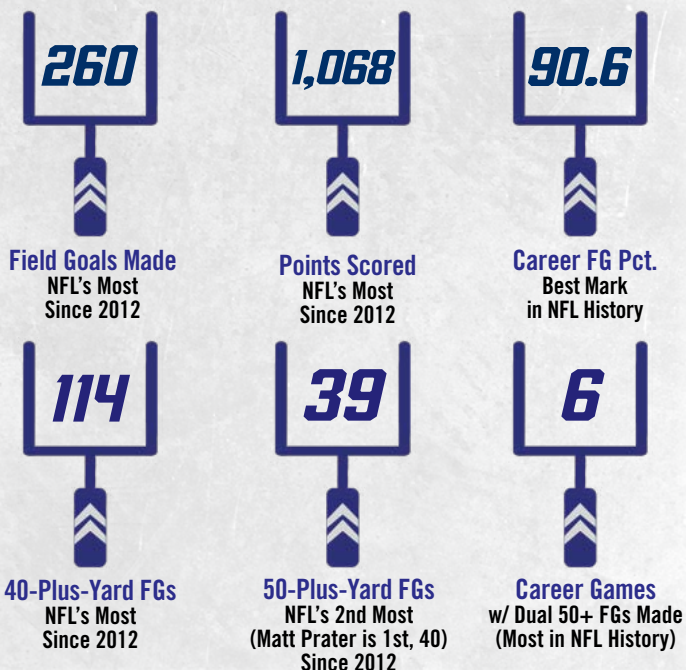


JUSTIN TUCKER

3X
FIRST-TEAM
ALL-PRO

1X
SECOND-TEAM
ALL-PRO

2X
PRO BOWLER



JUSTIN TUCKER NOTES

TUCK'S CHART TALK

MOST FIELD GOALS MADE / SINCE 2012

Rk.	Player (Team)	FGM
1.	Justin Tucker (Bal.)	260
2.	Stephen Gostkowski (NE)	233
3.	Stephen Hauschka (Buf.)	219
4.	Adam Vinatieri (Ind.)	212
5.	Matt Prater (Det.)	205

MOST NFL POINTS / SINCE 2012

Rk.	Player (Team)	Points
1.	Justin Tucker (Bal.)	1,068
2.	Stephen Gostkowski (NE)	1,063
3.	Stephen Hauschka (Buf.)	937
4.	Matt Prater (Det.)	932
5.	Adam Vinatieri (Ind.)	921

CONSECUTIVE FIELD GOALS MADE (All-Time NFL Streaks)

Rk.	Kicker (Years)	FGs Made
1.	Adam Vinatieri (2015-16)	44
2.	Mike Vanderjagt (2002-04)	42
3.	Gary Anderson (1997-98)	40
4.	Matt Stover (2005-06)	36
5.	Justin Tucker (2015-16) Adam Vinatieri (2013-14)	35

BEST NFL FIELD GOAL PERCENTAGE (2019 Season)

Rk.	Player (Team)	FGM-FGA	Pct.
1.	Josh Lambo (Jax.)	26-27	96.3
2.	Justin Tucker (Bal.)	23-24	95.8
3.	Jake Elliott (Phi.)*	17-18	94.4
4.	Mason Crosby (GB)	16-17	94.1
5.	Chris Boswell (Pit.)	26-28	92.9

*plays 12/9 on MNF

BEST FIELD GOAL PERCENTAGE / ROOKIES (NFL History)

Rk.	Player (Year)	FGM-FGA	Pct.
1.	Michael Badgley (2018)	15-16	93.8
2.	Blair Walsh (2012)	35-38	92.1
3.	Justin Tucker (2012)	30-33	90.9
4.	Harrison Butker (2017)	38-42	90.5
5.	Jason Sanders (2018)	18-20	90.0
6.	Two Players	n/a	88.9

BEST FIELD GOAL PERCENTAGE (Ravens Single-Season History)

Rk.	Player (Year)	FGM-FGA	Pct.
1.	Justin Tucker (2016)	38-39	97.4
2.	Justin Tucker (2019)	23-24	95.8
3.	Matt Stover (2006)	28-30	93.3
4.	Justin Tucker (2013)	38-41	92.7
5.	Justin Tucker (2017)	34-37	91.9

(min. 16 att.)

2016: PERHAPS THE BEST SEASON EVER

- In 2016, All-Pro K Justin Tucker connected on 38 of 39 FGAs (lone miss was a block), posting the fifth-best pct. in NFL single-season history. In addition to making 35-straight FGs at one point (tied for fifth-best streak ever), here are facts about his remarkable season, arguably the best ever by a kicker:
- Tucker's 38 FGs made ranked No. 1 in the NFL. He was also 27-of-27 on PATs. An NFL single-season record 24 of Tucker's 38 FGs made in 2016 came from 40 yards or beyond.
- Tucker's 10 FGs of 50-plus yards are a Ravens' single-season record. They tie (Blair Walsh, 2012) for the most in NFL history. (Tucker was a perfect 10-for-10 from 50 yards and out during the 2016 season.)
- Tucker's 141 points ranked second in the league only behind Atlanta's Matt Bryant (158).
- In Week 12 of 2016 vs. Cincy, Tucker became just the ninth kicker in league history to make 3 FGs of 50-plus yards in a single game (52, 57 & 54). He is also the first kicker in NFL history to make 3 FGs of 50-plus yards in the first half of a game. (These feats earned him AFC ST POW honors.)

BEST FG PERCENTAGE / NFL SINGLE-SEASON HISTORY

Rk.	Player (Team)	FGM	FGA	Pct.
1.	Gary Anderson (1998)	35	35	100.0
	Mike Vanderjagt (2003)	37	37	100.0
	Jeff Wilkins (2000)	17	17	100.0
	Tony Zendejas (1991)	17	17	100.0
5.	Justin Tucker (2016)	38	39	97.4

MOST PLAYER OF THE MONTH AWARDS (All NFL Players / Since Award Inception)

Rk.	Player	No.
1.	Tom Brady	10
2.	Peyton Manning	8
	Aaron Rodgers	8
4.	Justin Tucker	7
5.	Brett Favre	6
	Barry Sanders	6
	Bruce Smith	6
	J.J. Watt	6
	Steve Young	6



SIX SEASONS WITH 30 FGs

In 2018's Week 16 win at LAC, K Justin Tucker became the first kicker in NFL history to produce six seasons with 30-or-more FGs made. He made 35 FGs in 2018.

MOST SEASONS WITH 30-PLUS FGs MADE / NFL HISTORY

Rk.	Kicker	Seasons
1.	Justin Tucker (Bal.)	6
2.	David Akers (Phi. & SF)	5
	John Carney (SD, NO & NYG)	5
	Stephen Gostkowski (NE)	5

1,000 Points: In Week 6's 23-17 victory over Cincinnati, K Justin Tucker became the fastest kicker in league history to reach the 1,000-point milestone, doing so in 118 games. (Stephen Gostkowski held the previous record at 119 games.)

SAM KOCH NOTES

SAM IN THE 20

P Sam Koch is the Ravens' all-time leader in punts inside the 20 (400). In 2017, he posted a franchise-record 40 boots inside the 20, which ranked as the NFL's most.

PUNTS INSIDE THE 20 (Ravens All-Time History)

Rk.	Player	In 20
1.	Sam Koch	400
2.	Kyle Richardson	128
3.	Dave Zastudil	89

PUNTS INSIDE THE 20 (Ravens Single Seasons)

Rk.	Player (Year)	In 20
1.	Sam Koch (2017)*	40
2.	Sam Koch (2010)	39
	Kyle Richardson (1999)	39

* In 2017, Koch's 40 punts in the 20 ranked No. 1 in the NFL.

KOCH DOMINATED IN 2017

No punter in 2017 was more dominant at pinning opponents deep in their own territory than P Sam Koch.

PUNTS INSIDE 20

1.	Sam Koch	40
2.	Chris Jones	34
3.	Two Players	33

PUNTS INSIDE 10

1.	Sam Koch	16
2.	Marquette King	14
3.	Three Players	13

PUNTS INSIDE 5

1.	Andy Lee	6
2.	Sam Koch	5
	Three Others	5

RAVENS IRONMAN

RAVENS CONSECUTIVE GAMES PLAYED / ALL-TIME STREAKS

Rk.	Player	Games	Years
1.	Sam Koch	221	2006-present
2.	Jarret Johnson	129	2003-11
3.	Joe Flacco	122	2008-15

BALTIMORE RAVENS MOST ALL-TIME GAMES PLAYED

Rk.	Player	Games	Years
1.	Terrell Suggs	229	2003-2018
2.	Ray Lewis	228	1996-2012
3.	Sam Koch	221	2006-present
4.	Matt Stover	207	1996-2008
5.	Jonathan Ogden	177	1996-2007

ESPN's Kevin Seifert on Koch's arsenal of punts:

"Some are designed to hook toward the sideline with maximum hang time. Others use an intentionally low trajectory to aid coverage teams. He has a knuckler and one kick that drops, from the returner's perspective, roughly in the shape of the letter 'S.' He's debuted a 'boomerang' punt that does just what you would imagine it might. Most, but not all, of these punts are intended to discourage a clean catch and minimize the return. ... Sam Koch and the Ravens have introduced a new way to punt."

RAVENS ALL-TIME LEADER

P Sam Koch owns a 45.4 career gross average and 39.6 career net, both marks that rank first in Ravens history. In 2014, he posted a career-high and team-record 47.4-yard gross (matched again in 2018) and 43.3-yard net average.

CAREER GROSS AVG. (Ravens History)

Rk.	Player	Avg.
1.	Sam Koch	45.4
2.	Greg Montgomery	43.2
3.	Dave Zastudil	41.6

CAREER NET AVG. (Ravens History)

Rk.	Player	Avg.
1.	Sam Koch	39.6
2.	Greg Montgomery	37.2
3.	Kyle Richardson	35.4

PINNING 'EM DEEP

Dating back to 2006, when he entered the NFL, P Sam Koch's 400 punts inside the 20 rank second in the NFL.

NFL PUNTS INSIDE THE 20 / SINCE 2006

Rk.	Player	In 20
1.	Dustin Colquitt (KC)	432
2.	Sam Koch (Bal.)	400
3.	Andy Lee (Ari.)	380

1X
PRO BOWLER

1X
SECOND-TEAM
ALL-PRO

SAM KOCH



RAVENS IN OUR COMMUNITY

2019 PLAY 60 CAMPAIGN



On Monday, Dec. 9, the Baltimore Ravens wrapped up another successful year of Play 60 school visits and events. All year long, Ravens Legends, cheerleaders, mascot Poe and 13 players participated in the campaign, working with elementary students to preach the importance of staying active and living a healthy lifestyle. This year's campaign reached over 145,000 local students and complied 87 million minutes for Play 60 competitions. Schools competed to see who could accrue the most minutes toward a healthy active lifestyle with the ultimate goal of winning a visit and assembly from the Ravens.



24TH ANNUAL FOOD DRIVE

On Sunday, Dec. 1, prior to kickoff of the San Francisco game, Safeway, the MD Food Bank, Von Paris and WBAL-TV teamed up to help #FeedTheFlock. Volunteers stood outside stadium gates and collected monetary and non-perishable food donations to later be donated to the MD Food Bank. The stadium collection wrapped up the incredible month of giving hosted by the Ravens. In addition to the pre-game collection, the Ravens hosted an online fundraiser, Family Food & Funds Drive Kickoff Celebration, Feed a Friend Phone-a-Thon and various donation drives at Safeways all around Maryland. This month the Ravens set a new record and helped facilitate 356,491 meals to MD families in need.



ALPHABETICAL ROSTER

As of Dec. 9

No.	Name	Pos.	Ht.	Wt.	Birthdate	Exp.	College	Hometown
89	Andrews, Mark	TE	6-4	256	9/6/95	2	Oklahoma	Scottsdale, AZ
34	Averett, Anthony	CB	5-11	184	11/30/94	2	Alabama	Woodbury, NJ
49	Board, Chris	ILB	6-2	237	7/23/95	2	North Dakota State	Orlando, FL
54	Bowser, Tyus	OLB	6-3	242	5/23/95	3	Houston	Tyler, TX
80	Boykin, Miles	WR	6-4	220	10/12/96	R	Notre Dame	New Lenox, IL
86	Boyle, Nick	TE	6-4	270	2/17/93	5	Delaware	Sussex, NJ
77	Bozeman, Bradley	G/C	6-3	317	11/24/94	2	Alabama	Roanoke, AL
15	Brown, Marquise	WR	5-9	170	6/4/97	R	Oklahoma	Hollywood, FL
78	Brown Jr., Orlando	T	6-8	355	5/2/96	2	Oklahoma	Baltimore, MD
57	Bynes, Josh	ILB	6-1	235	8/24/89	8	Auburn	Anderson, FL
39	Carr, Brandon	CB	6-0	210	5/19/86	12	Grand Valley State	Flint, MI
36	Clark, Chuck	S	6-0	205	4/19/95	3	Virginia Tech	Suffolk, VA
46	Cox, Morgan	LS	6-4	235	4/26/86	10	Tennessee	Collierville, TN
35	Edwards, Gus	RB	6-1	238	4/13/95	2	Rutgers	Staten Island, NY
70	Ehinger, Parker	G	6-6	310	12/30/92	2	Cincinnati	Rockford, MI
71	Ellis, Justin	DT	6-2	350	12/27/90	6	Louisiana Tech	Neville, LA
45	Ferguson, Jaylon	OLB	6-5	270	12/14/95	R	Louisiana Tech	St. Francisville, LA
58	Fort, L.J.	ILB	6-0	232	1/3/90	5	Northern Iowa	Waynesville, MO
63	Grasu, Hroniss	C	6-3	301	8/12/91	4	Oregon	Encino, CA
3	Griffin III, Robert	QB	6-2	213	2/12/90	7	Baylor	Copperas Cove, TX
43	Hill, Justice	RB	5-10	200	11/14/97	R	Oklahoma State	Tulsa, OK
44	Humphrey, Marlon	CB	6-0	197	7/8/96	3	Alabama	Hoover, AL
81	Hurst, Hayden	TE	6-4	260	8/24/93	2	South Carolina	Jacksonville, FL
74	Hurst, James	G/T	6-5	310	12/17/91	6	North Carolina	Plainfield, IN
21	Ingram II, Mark	RB	5-9	210	12/21/89	9	Alabama	Flint, MI
8	Jackson, Lamar	QB	6-2	212	1/7/97	2	Louisville	Pompano Beach, FL
99	Judon, Matthew	OLB	6-3	261	8/15/92	4	Grand Valley State	West Bloomfield, MI
4	Koch, Sam	P	6-1	222	8/13/82	14	Nebraska	Seward, NE
41	Levine Sr., Anthony	DB/LB	5-11	207	3/27/87	8	Tennessee State	Abbeville, LA
37	Marshall, Iman	CB	6-1	210	2/27/97	R	Southern California	Long Beach, CA
7	McSorley, Trace	QB	6-0	202	8/23/95	R	Penn State	Ashburn, VA
65	Mekari, Patrick	C/G	6-4	308	8/13/97	R	Cal-Berkeley	Westlake Village, CA
10	Moore, Chris	WR/RS	6-1	200	6/16/93	4	Cincinnati	Tampa, FL
48	Onwuasor, Patrick	ILB	6-0	227	8/22/92	4	Portland State	Inglewood, CA
96	Peko Sr., Domata	DT	6-3	325	11/27/84	14	Michigan State	American Samoa
24	Peters, Marcus	CB	6-0	197	1/9/93	5	Washington	Oakland, CA
97	Pierce, Michael	DT	6-0	345	11/6/92	4	Samford	Daphne, AL
72	Powers, Ben	G	6-4	310	10/29/96	R	Oklahoma	Wichita, KS
42	Ricard, Patrick	FB/DL	6-3	303	5/27/94	3	Maine	Spencer, MA
28	Richards, Jordan	DB	5-11	215	1/21/93	5	Stanford	Folsom, CA
11	Roberts, Seth	WR	6-2	195	2/22/91	5	West Alabama	McClay, FL
12	Scott, Jaleel	WR	6-5	210	2/23/95	2	New Mexico State	Rock Hill, SC
22	Smith, Jimmy	CB	6-2	210	7/26/88	9	Colorado	Colton, CA
83	Snead IV, Willie	WR/RS	5-11	200	10/17/92	5	Ball State	Muskegon, MI
79	Stanley, Ronnie	T	6-6	315	3/18/94	4	Notre Dame	Las Vegas, NV
16	Thomas, De'Anthony	WR/RS	5-8	176	1/5/93	6	Oregon	Los Angeles, CA
29	Thomas III, Earl	S	5-10	220	5/7/89	10	Texas	Orange, TX
31	Trawick, Brynden	S	6-2	225	10/23/89	7	Troy	Marietta, GA
9	Tucker, Justin	K	6-1	183	11/21/89	8	Texas	Austin, TX
53	Ward, Jihad	DE	6-5	287	5/11/94	4	Illinois	Staten Island, NY
98	Williams, Brandon	DT	6-1	336	2/21/89	7	Missouri Southern St.	Kirkwood, MO
93	Wormley, Chris	DE	6-5	300	10/25/93	3	Michigan	Toledo, OH
73	Yanda, Marshal	G/T	6-3	305	9/15/84	13	Iowa	Anamosa, IA
Practice Squad								
96	Adeoye, Aaron	OLB	6-6	250	8/26/93	R	Southeast Missouri St.	Marion, IL
62	Applefield, Marcus	T	6-5	308	12/15/95	R	Virginia	Weeki Wachee, FL
38	Bonds, Terrell	CB	5-8	182	7/22/96	R	Tennessee State	Miami, FL
30	Ezeala, Christopher (IPP)	FB	5-11	248	9/19/95	1	German FB League	Munich, Germany
66	Holden, Will	G	6-7	312	9/14/93	3	Vanderbilt	Green Cove Springs, FL
92	Kamalu, Ufomba	DE	6-6	295	11/2/92	3	Miami (FL)	Fayetteville, GA
47	Marshall, Byron	RB	5-9	215	2/13/94	3	Oregon	San Jose, CA
59	Onuoha, Mike	OLB	6-5	255	6/29/93	R	Texas A&M Commerce	Edmond, OK
61	Prince, R.J.	G	6-6	320	4/19/95	1	North Carolina	Albemarle, NC
85	Scarff, Charles	TE	6-5	249	5/3/96	R	Delaware	Lancaster, PA
84	Wesley, Antoine	WR	6-4	206	10/22/97	R	Texas Tech	Las Vegas, NV
Reserve/Injured								
50	Alaka, Otaro	ILB	6-3	239	5/18/96	R	Texas A&M	Houston, TX
60	Crecelius, Randin	G/T	6-5	300	8/5/96	1	Portland State	Lake Stevens, WA
32	Elliott, DeShon	S	6-0	210	4/21/97	2	Texas	Dallas, TX
23	Jefferson, Tony	S	5-11	211	1/27/92	7	Oklahoma	Chula Vista, CA
94	Mack, Daylon	DT	6-1	340	2/23/97	R	Texas A&M	Gladewater, TX
90	McPhee, Pernell	OLB	6-3	269	12/17/88	9	Mississippi State	Pahokee, FL
40	Rice, Denzel (PS)	DB	6-0	185	3/31/93	4	Coastal Carolina	Winston-Salem, NC
68	Skura, Matt	C/G	6-3	313	2/17/93	3	Duke	Columbus, OH
n/a	Smithson, Fish	DB	5-11	196	3/18/94	1	Kansas	Baltimore, MD
25	Young, Tavon	CB	5-9	185	3/14/94	4	Temple	Oxon Hill, MD

NUMERICAL ROSTER

As of Dec. 9

No.	Name	Pos.	Ht.	Wt.	Birthdate	Exp.	College	How Acq.	2019 Games			
									P	S	DNP	INA
3	Robert Griffin III	QB	6-2	213	2/12/90	7	Baylor	FA '18	5	0	8	0
4	Sam Koch	P	6-1	222	8/13/82	14	Nebraska	D6a '06	13	0	0	0
7	Trace McSorley	QB	6-0	202	8/23/95	R	Penn State	D6 '19	0	0	0	13
8	Lamar Jackson	QB	6-2	212	1/7/97	2	Louisville	D1b '18	13	13	0	0
9	Justin Tucker	K	6-1	183	11/21/89	8	Texas	FA '12	13	0	0	0
10	Chris Moore	WR/RS	6-1	200	6/16/93	4	Cincinnati	D4b '16	11	1	0	2
11	Seth Roberts	WR	6-2	195	2/22/91	5	West Alabama	FA '19	13	0	0	0
12	Jaleel Scott	WR	6-5	210	2/23/95	2	New Mexico State	D4c '18	2	0	0	11
15	Marquise Brown	WR	5-9	170	6/4/97	R	Oklahoma	D1 '19	11	8	0	2
16	De'Anthony Thomas	WR/RS	5-8	176	1/5/93	6	Oregon	FA '19	11	0	0	0
21	Mark Ingram II	RB	5-9	210	12/21/89	9	Alabama	UFA (NO) '19	13	13	0	0
22	Jimmy Smith	CB	6-2	210	7/26/88	9	Colorado	D1 '11	7	4	0	6
24	Marcus Peters	CB	6-0	197	1/9/93	5	Washington	TR (LAR) '19	13	12	0	0
28	Jordan Richards	DB	5-11	215	1/21/93	5	Stanford	FA '19	9	0	0	0
29	Earl Thomas III	S	5-10	220	5/7/89	10	Texas	UFA (SEA) '19	13	13	0	0
31	Brynden Trawick	S	6-2	225	10/23/89	7	Troy	FA '19	3	0	0	2
34	Anthony Averett	CB	5-11	184	11/30/94	2	Alabama	D4a '18	8	2	0	5
35	Gus Edwards	RB	6-1	238	4/13/95	2	Rutgers	FA '18	13	0	0	0
36	Chuck Clark	S	6-0	205	4/19/95	3	Virginia Tech	D6 '17	13	9	0	0
37	Iman Marshall	CB	6-1	210	2/27/97	R	Southern California	D4c '19	1	0	0	3
39	Brandon Carr	CB	6-0	210	5/19/86	12	Grand Valley State	UFA (DAL) '17	13	13	0	0
41	Anthony Levine Sr.	DB/LB	5-11	207	3/27/87	8	Tennessee State	FA '12	13	0	0	0
42	Patrick Ricard	FB/DL	6-3	303	5/27/94	3	Maine	FA '17	13	6	0	0
43	Justice Hill	RB	5-10	200	11/14/97	R	Oklahoma State	D4a '19	13	0	0	0
44	Marlon Humphrey	CB	6-0	197	7/8/96	3	Alabama	D1 '17	13	12	0	0
45	Jaylon Ferguson	OLB	6-5	270	12/14/95	R	Louisiana Tech	D3a '19	11	6	0	2
46	Morgan Cox	LS	6-4	235	4/26/86	10	Tennessee	FA '10	13	0	0	0
48	Patrick Onwuasor	ILB	6-0	227	8/22/92	4	Portland State	FA '16	11	6	0	2
49	Chris Board	ILB	6-2	237	7/23/95	2	North Dakota State	FA '18	13	0	0	0
53	Jihad Ward	DE	6-5	287	5/11/94	4	Illinois	FA '19	11	0	0	0
54	Tyus Bowser	OLB	6-3	242	5/23/95	3	Houston	D2 '17	13	0	0	0
57	Josh Bynes	ILB	6-1	235	8/24/89	8	Auburn	FA '19	9	6	0	0
58	L.J. Fort	ILB	6-0	232	1/3/90	5	Northern Iowa	FA '19	13	6	0	0
63	Hroniss Grasu	C	6-3	301	8/12/91	4	Oregon	WAV (TEN) '19	0	0	2	7
65	Patrick Mekari	G/C	6-4	308	8/13/97	R	Cal-Berkeley	FA '19	8	2	5	0
70	Parker Ehinger	G	6-6	310	12/30/92	2	Cincinnati	FA '19	0	0	2	0
71	Justin Ellis	DT	6-2	350	12/27/90	6	Louisiana Tech	FA '19	3	0	0	1
72	Ben Powers	G	6-4	310	10/29/96	R	Oklahoma	D4b '19	0	0	0	13
73	Marshal Yanda	G/T	6-3	305	9/15/84	13	Iowa	D3b '07	13	13	0	0
74	James Hurst	G/T	6-5	310	12/17/91	6	North Carolina	FA '14	13	0	0	0
77	Bradley Bozeman	G/C	6-3	317	11/24/94	2	Alabama	D6c '18	13	13	0	0
78	Orlando Brown Jr.	T	6-8	355	5/2/96	2	Oklahoma	D3a '18	13	13	0	0
79	Ronnie Stanley	T	6-6	315	3/18/94	4	Notre Dame	D1 '16	13	13	0	0
80	Miles Boykin	WR	6-4	220	10/12/96	R	Notre Dame	D3b '19	13	10	0	0
81	Hayden Hurst	TE	6-4	260	8/24/93	2	South Carolina	D1a '18	13	3	0	0
83	Willie Snead IV	WR/RS	5-11	200	10/17/92	5	Ball State	RFA (NO) '18	13	8	0	0
86	Nick Boyle	TE	6-4	270	2/17/93	5	Delaware	D5a '15	13	12	0	0
89	Mark Andrews	TE	6-5	256	9/6/95	2	Oklahoma	D3b '18	13	4	0	0
93	Chris Wormley	DE	6-5	300	10/25/93	3	Michigan	D3a '17	13	5	0	0
96	Domata Peko Sr.	DT	6-3	325	11/27/84	14	Michigan State	FA '19	4	2	0	0
97	Michael Pierce	DT	6-0	345	11/6/92	4	Samford	FA '16	11	11	0	2
98	Brandon Williams	DT	6-1	336	2/21/89	7	Missouri Southern St.	D3 '13	12	12	0	1
99	Matthew Judon	OLB	6-3	261	8/15/92	4	Grand Valley State	D5 '16	13	13	0	0
Practice Squad												
30	Christopher Ezeala (IPP)	FB	5-11	248	9/19/95	1	German FB League	IPP '18	0	0	0	0
38	Terrell Bonds	CB	5-8	182	7/22/96	R	Tennessee State	FA '19	0	0	0	0
47	Byron Marshall	RB	5-9	225	2/13/94	3	Oregon	FA '19	0	0	0	0
51	Aaron Adeoye	OLB	6-6	250	8/26/93	R	Southeast Missouri St.	FA '19	0	0	0	0
59	Mike Onuoha	OLB	6-5	255	6/29/93	R	Texas A&M Commerce	FA '19	0	0	0	0
61	R.J. Prince	G	6-6	320	4/19/95	1	North Carolina	FA '19	0	0	0	0
62	Marcus Applefield	T	6-5	308	12/15/95	R	Virginia	FA '19	0	0	0	0
66	Will Holden	G	6-7	312	9/14/93	3	Vanderbilt	FA '19	0	0	0	0
84	Antoine Wesley	WR	6-4	206	10/22/97	R	Texas Tech	FA '19	0	0	0	0
85	Charles Scarff	TE	6-5	249	5/3/96	R	Delaware	FA '19	0	0	0	0
92	Ufomba Kamalu	DE	6-6	295	11/2/92	3	Miami (FL)	FA '19	0	0	0	2
Reserve/Injured												
23	Tony Jefferson	S	5-11	211	1/27/92	7	Oklahoma	UFA (ARI) '17	5	5	0	0
25	Tavon Young	CB	5-9	185	3/14/94	4	Temple	D4a '16	0	0	0	0
32	DeShon Elliott	S	6-1	210	4/21/97	2	Texas	D6a '18	6	0	0	0
40	Denzel Rice (PS)	DB	6-0	185	3/31/93	4	Coastal Carolina	FA '19	0	0	0	0
50	Otaro Alaka	ILB	6-3	239	5/18/96	R	Texas A&M	FA '19	0	0	0	3
60	Randin Crecelius	G/T	6-5	300	8/5/96	1	Portland State	FA '18	0	0	0	0
68	Matt Skura	C/G	6-3	313	2/17/93	3	Duke	FA '16	11	11	0	0
90	Pernell McPhee	OLB	6-3	269	12/17/88	9	Mississippi State	UFA (WAS) '19	7	7	0	0
94	Daylon Mack	DT	6-1	340	2/23/97	R	Texas A&M	D5 '19	1	0	0	8
n/a	Fish Smithson	DB	5-11	196	3/18/94	1	Kansas	FA '19	0	0	0	0

POSITIONAL ROSTER

As of Dec. 9

QUARTERBACKS

3	Robert Griffin III	QB
7	Trace McSorley	QB
8	Lamar Jackson	QB

WIDE RECEIVERS

10	Chris Moore	WR/RS
11	Seth Roberts	WR
12	Jaleel Scott	WR
15	Marquise Brown	WR
16	De'Anthony Thomas	WR/RS
80	Miles Boykin	WR
83	Willie Snead IV	WR/RS

RUNNING BACKS

21	Mark Ingram II	RB
35	Gus Edwards	RB
42	Patrick Ricard	FB/DL
43	Justice Hill	RB

TIGHT ENDS

81	Hayden Hurst	TE
86	Nick Boyle	TE
89	Mark Andrews	TE

OFFENSIVE LINE

63	Hroniss Grasu	C
65	Patrick Mekari	C/G
70	Parker Ehinger	G
72	Ben Powers	G
73	Marshal Yanda	G/T
74	James Hurst	G/T
77	Bradley Bozeman	G/C
78	Orlando Brown Jr.	T
79	Ronnie Stanley	T

SECONDARY

22	Jimmy Smith	CB
24	Marcus Peters	CB
28	Jordan Richards	DB
29	Earl Thomas III	S
31	Brynden Trawick	S
34	Anthony Averett	CB
36	Chuck Clark	S
37	Iman Marshall	CB
39	Brandon Carr	CB
41	Anthony Levine Sr.	DB/LB
44	Marlon Humphrey	CB

LINEBACKERS

45	Jaylon Ferguson	OLB
48	Patrick Onwuasor	ILB
49	Chris Board	ILB
54	Tyus Bowser	OLB
57	Josh Bynes	ILB
58	L.J. Fort	ILB
99	Matthew Judon	OLB

DEFENSIVE LINE

42	Patrick Ricard	FB/DL
53	Jihad Ward	DT
71	Justin Ellis	DT
93	Chris Wormley	DE
96	Domata Peko Sr.	DT
97	Michael Pierce	DT
98	Brandon Williams	DT

SPECIALISTS

4	Sam Koch	P
9	Justin Tucker	K
46	Morgan Cox	LS

PRACTICE SQUAD

30	Christopher Ezeala (IPP)	FB
38	Terrell Bonds	CB
47	Byron Marshall	RB
51	Aaron Adeoye	OLB
59	Mike Onuoha	OLB
61	R.J. Prince	G
62	Marcus Applefield	T
66	Will Holden	G
84	Antoine Wesley	WR
85	Charles Scarff	TE
92	Ufomba Kamalu	DE

RESERVE/INJURED

23	Tony Jefferson	S
25	Tavon Young	CB
32	DeShon Elliott	S
40	Denzel Rice (PS)	DB
50	Otaro Alaka	ILB
60	Randin Crecelius	G/T
68	Matt Skura	C/G
90	Pernell McPhee	OLB
94	Daylon Mack	DT
n/a	Fish Smithson	DB

2019 COACHING STAFF

John Harbaugh	Head Coach
Don Martindale	Defensive Coordinator
Greg Roman	Offensive Coordinator
David Culley	Asst. Head Coach/Pass Coord./WRs
Richard Angulo	Assistant Offensive Line Coach
Andy Bischoff	Assistant Tight Ends Coach
Randy Brown	Assistant Special Teams Coach
Joe Cullen	Defensive Line Coach
Joe D'Alessandris	Offensive Line Coach
Bobby Engram	Tight Ends Coach
Chris Hewitt	Defensive Backs Coach

Chris Horton	Special Teams Coach
Sterling Lucas	Defensive Assistant/Linebackers
Mike Macdonald	Linebackers Coach
Jesse Minter	Assistant Defensive Backs Coach
Steve Saunders	Head Strength & Conditioning Coach
James Urban	Quarterbacks Coach
Craig Ver Steeg	Senior Assistant/Running Backs
Anthony Watson	Asst. Strength & Conditioning Coach
Matt Weiss	Running Backs Coach
T.J. Weist	Assistant Special Teams Coach
Drew Wilkins	Assistant Defensive Line & OLBs

DEPTH CHART

Compiled by Ravens PR staff on Dec. 9

OFFENSE

WR	<u>15</u> <u>Marquise Brown</u>	- or -	83 Willie Snead IV	10 Chris Moore	16 De'Anthony Thomas
WR	<u>80</u> <u>Miles Boykin</u>		11 Seth Roberts	12 Jaleel Scott	
LT	79 Ronnie Stanley		74 James Hurst		
LG	77 Bradley Bozeman		<u>65</u> <u>Patrick Mekari</u>	<u>72</u> <u>Ben Powers</u>	
C	<u>65</u> <u>Patrick Mekari</u>		77 Bradley Bozeman	63 Hroniss Grasu	
RG	73 Marshal Yanda		74 James Hurst	70 Parker Ehinger	
RT	78 Orlando Brown Jr.		74 James Hurst		
TE	86 Nick Boyle		89 Mark Andrews	81 Hayden Hurst	
QB	8 Lamar Jackson		3 Robert Griffin III	<u>7</u> <u>Trace McSorley</u>	
FB	42 Patrick Ricard				
RB	21 Mark Ingram II		35 Gus Edwards	<u>43</u> <u>Justice Hill</u>	

DEFENSE

DT	98 Brandon Williams		71 Justin Ellis		
NT	97 Michael Pierce		96 Domata Peko Sr.		
DE	93 Chris Wormley		42 Patrick Ricard		
RUSH	<u>45</u> <u>Jaylon Ferguson</u>		53 Jihad Ward		
MLB	57 Josh Byner		49 Chris Board		
WLB	48 Patrick Onwuasor	- or -	58 L.J. Fort		
SAM	99 Matthew Judon		54 Tyus Bowser		
LCB	44 Marlon Humphrey		24 Marcus Peters	34 Anthony Averett	
SS	36 Chuck Clark		41 Anthony Levine Sr.		
FS	29 Earl Thomas III		31 Brynden Trawick	28 Jordan Richards	
RCB	39 Brandon Carr		22 Jimmy Smith	<u>37</u> <u>Iman Marshall</u>	

SPECIAL TEAMS

P	4 Sam Koch				
K	9 Justin Tucker				
H	4 Sam Koch				
LS	46 Morgan Cox				
KOR	16 De'Anthony Thomas	- or -	10 Chris Moore	<u>43</u> <u>Justice Hill</u>	
PR	16 De'Anthony Thomas		83 Willie Snead IV	<u>15</u> <u>Marquise Brown</u>	

All Rookies Underlined

PRONUNCIATIONS

PLAYERS: Aaron Adeoye (uh-DAY-oh-yay); Parker Ehinger (EN-gur); Chris Ezeala (eh-ZAH-lah); Hroniss Grasu (huh-ROW-niss, grass-UU); Matthew Judon (joo-DON); Ufomba Kamalu (oh-FOM-ba, ka-MA-lu); Sam Koch (Cook); Anthony Levine Sr. (luh-VEEN); Patrick Mekari (muh-CARE-ee); Patrick Onwuasor (oh-WAH-so); Domata Peko (DOE-mah-tah, PECK-o); Matt Skura (SKUR-uh); Jihad Ward (JUH-hahd); Antoine Wesley (AN-twon); Marshal Yanda (YAWN-da)
COACHES: Richard Angulo (an-GOO-low); Andy Bischoff (BISH-off); Joe D'Alessandris (dell-ah-SAN-dress); Craig Ver Steeg (ver-STEgg); T.J. Weist (WEEST)

HOW 2019 RAVENS WERE BUILT

BY YEAR SIGNED

YEAR	PLAYER	ACQ.
2006	P Sam Koch	D6a
2007	G/T Marshal Yanda	D3b
2010	LS Morgan Cox	RFA
2011	CB Jimmy Smith	D1
2012	DB/LB Anthony Levine Sr.	FA
	K Justin Tucker	RFA
2013	DT Brandon Williams	D3
2014	G/T James Hurst	RFA
2015	TE Nick Boyle	D5a
2016	OLB Matthew Judon	D5
	WR/RS Chris Moore	D4b
	ILB Patrick Onwuasor	RFA
	DT Michael Pierce	RFA
	C/G Matt Skura [Injured Reserve]	FA
	T Ronnie Stanley	D1
	CB Tavon Young [Injured Reserve]	D4a
2017	OLB Tyus Bowser	D2
	CB Brandon Carr	UFA (Dal.)
	S Chuck Clark	D6
	CB Marlon Humphrey	D1
	S Tony Jefferson [Injured Reserve]	UFA (Ari.)
	FB/DL Patrick Ricard	RFA
	DE Chris Wormley	D3a
2018	TE Mark Andrews	D3b
	CB Anthony Averett	D4a
	ILB Chris Board	RFA
	G/C Bradley Bozeman	D6c
	T Orlando Brown Jr.	D3a
	G/T Randin Crecelius [Injured Reserve]	RFA
	RB Gus Edwards	RFA
	S DeShon Elliott [Injured Reserve]	D6a
	QB Robert Griffin III	FA
	TE Hayden Hurst	D1a
	QB Lamar Jackson	D1b
	WR Jaleel Scott	D4c
	WR Willie Snead IV	Rest. FA (NO)
2019	ILB Otaru Alaka [Injured Reserve]	RFA
	WR Miles Boykin	D3b
	WR Marquise Brown	D1
	ILB Josh Bynes	FA
	G Parker Ehinger	FA
	DT Justin Ellis	FA
	OLB Jalyon Ferguson	D3a
	ILB L.J. Fort	FA
	C Hroniss Grasu	WAV (Ten.)
	RB Justice Hill	D4a
	RB Mark Ingram II	UFA (NO)
	DT Daylon Mack [Injured Reserve]	D5
	CB Iman Marshall	D4c
	OLB Pernell McPhee [Injured Reserve]	UFA (Was.)
	QB Trace McSorley	D6
	C/G Patrick Mekari	RFA
	DT Domata Peko Sr.	FA
	CB Marcus Peters	TR (LAR)
	G Ben Powers	D4b
	DB Jordan Richards	FA
	WR Seth Roberts	FA
	DB Fish Smithson [Injured Reserve]	FA
	WR/RS De'Anthony Thomas	FA
	S Earl Thomas III	UFA (Sea.)
	S Brynden Trawick	FA
	DT Jihad Ward	FA

BY DRAFT ROUND

1st ROUND (10)	TEAM	YEAR
S Earl Thomas III	Seattle	2010 (14th)
CB Jimmy Smith	Baltimore	2011 (27th)
RB Mark Ingram II	New Orleans	2011 (28th)
QB Robert Griffin III	Washington	2012 (2nd)
CB Marcus Peters	Kansas City	2015 (18th)
T Ronnie Stanley	Baltimore	2016 (6th)
CB Marlon Humphrey	Baltimore	2017 (16th)
TE Hayden Hurst	Baltimore	2018 (25th)
QB Lamar Jackson	Baltimore	2018 (32nd)
WR Marquise Brown	Baltimore	2019 (25th)
2nd ROUND (3)		
DB Jordan Richards	New England	2015
DT Jihad Ward	Oakland	2016
OLB Tyus Bowser	Baltimore	2017
3rd ROUND (8)		
G/T Marshal Yanda	Baltimore	2007
C Hroniss Grasu	Chicago	2013
DT Brandon Williams	Baltimore	2013
DE Chris Wormley	Baltimore	2017
TE Mark Andrews	Baltimore	2018
T Orlando Brown Jr.	Baltimore	2018
OLB Jaylon Ferguson	Baltimore	2019
WR Miles Boykin	Baltimore	2019
4th ROUND (11)		
DT Domata Peko Sr.	Cincinnati	2006
DT Justin Ellis	Oakland	2014
WR/RS De'Anthony Thomas	Kansas City	2014
G Parker Ehinger	Kansas City	2016
WR/RS Chris Moore	Baltimore	2016
CB Tavon Young [Injured Reserve]	Baltimore	2016
CB Anthony Averett	Baltimore	2018
WR Jaleel Scott	Baltimore	2018
RB Justice Hill	Baltimore	2019
G Ben Powers	Baltimore	2019
CB Iman Marshall	Baltimore	2019
5th ROUND (5)		
CB Brandon Carr	Kansas City	2008
OLB Pernell McPhee [Injured Reserve]	Baltimore	2011
TE Nick Boyle	Baltimore	2015
OLB Matthew Judon	Baltimore	2016
DT Daylon Mack [Injured Reserve]	Baltimore	2019
6th ROUND (5)		
P Sam Koch	Baltimore	2006
S Chuck Clark	Baltimore	2017
G/C Bradley Bozeman	Baltimore	2018
S DeShon Elliott [Injured Reserve]	Baltimore	2018
QB Trace McSorley	Baltimore	2019
7th ROUND (1)	n/a	n/a
UNDRAFTED (20)		
LS Morgan Cox	Baltimore	2010
DB/LB Anthony Levine Sr.	Green Bay	2010
ILB Josh Bynes	Baltimore	2011
ILB L.J. Fort	Cleveland	2012
K Justin Tucker	Baltimore	2012
S Tony Jefferson [Injured Reserve]	Arizona	2013
S Brynden Trawick	Baltimore	2013
G/T James Hurst	Baltimore	2014
WR Seth Roberts	Oakland	2014
WR Willie Snead IV	Cleveland	2014
ILB Patrick Onwuasor	Baltimore	2016
DT Michael Pierce	Baltimore	2016
C/G Matt Skura [Injured Reserve]	Baltimore	2016
FB/DL Patrick Ricard	Baltimore	2017
DB Fish Smithson [Injured Reserve]	Washington	2017
ILB Chris Board	Baltimore	2018
G/T Randin Crecelius [Injured Reserve]	Baltimore	2018
RB Gus Edwards	Baltimore	2018
ILB Otaru Alaka [Injured Reserve]	Baltimore	2019
C/G Patrick Mekari	Baltimore	2019

GAME-BY-GAME STARTERS

OFFENSE

GAME	WR	LT	LG	C	RG	RT	TE	WR	QB	RB	FB	OTHER
Sept. 8 at Miami	M. Brown	Stanley	Bozeman	Skura	Yanda	O. Brown	Boyle	Boykin	Jackson	Ingram II	Ricard	n/a
Sept. 15 vs. Arizona	M. Brown	Stanley	Bozeman	Skura	Yanda	O. Brown	Boyle	Boykin	Jackson	Ingram II	n/a	Snead IV (WR)
Sept. 22 at Kansas City	M. Brown	Stanley	Bozeman	Skura	Yanda	O. Brown	H. Hurst	Boykin	Jackson	Ingram II	n/a	Snead IV (WR)
Sept. 29 vs. Cleveland	M. Brown	Stanley	Bozeman	Skura	Yanda	O. Brown	Boyle	Boykin	Jackson	Ingram II	n/a	Snead IV (WR)
Oct. 6 at Pittsburgh	Snead IV	Stanley	Bozeman	Skura	Yanda	O. Brown	Boyle	Boykin	Jackson	Ingram II	n/a	Andrews (TE)
Oct. 13 vs. Cincinnati	Moore	Stanley	Bozeman	Skura	Yanda	O. Brown	Boyle	Boykin	Jackson	Ingram II	Ricard	n/a
Oct. 20 at Seattle	Snead IV	Stanley	Bozeman	Skura	Yanda	O. Brown	Boyle	n/a	Jackson	Ingram II	Andrews (TE)	H. Hurst (TE)
Nov. 3 vs. New England	Snead IV	Stanley	Bozeman	Skura	Yanda	O. Brown	Boyle	Boykin	Jackson	Ingram II	n/a	M. Brown (WR)
Nov. 10 at Cincinnati	M. Brown	Stanley	Bozeman	Skura	Yanda	O. Brown	Boyle	n/a	Jackson	Ingram II	Andrews (TE)	H. Hurst (TE)
Nov. 17 vs. Houston	Snead IV	Stanley	Bozeman	Skura	Yanda	O. Brown	Boyle	Boykin	Jackson	Ingram II	Ricard	n/a
Nov. 25 at LA Rams	M. Brown	Stanley	Bozeman	Skura	Yanda	O. Brown	Boyle	Boykin	Jackson	Ingram II	Ricard	n/a
Dec. 1 vs. San Francisco	M. Brown	Stanley	Bozeman	Mekari	Yanda	O. Brown	Boyle	Snead IV	Jackson	Ingram II	Ricard	n/a
Dec. 8 at Buffalo	n/a	Stanley	Bozeman	Mekari	Yanda	O. Brown	Boyle	Boykin	Jackson	Ingram II	Ricard	Andrews (TE)
Dec. 12 vs. NY Jets												
Dec. 22 at Cleveland												
Dec. 29 vs. Pittsburgh												

DEFENSE

GAME	NT	DE	DT	SAM	MIKE	WILL	RUSH	RCB	LCB	SS	FS	OTHER
Sept. 8 at Miami	Pierce	Wormley	Williams	Judon	Onwuasor	K. Young	McPhee	Smith	Carr	Jefferson	Thomas III	n/a
Sept. 15 vs. Arizona	Pierce	n/a	Williams	Judon	Onwuasor	Jones (DB)	McPhee	Carr	Humphrey	Jefferson	Thomas III	Averett (DB)
Sept. 22 at Kansas City	Pierce	n/a	Williams	Judon	Onwuasor	K. Young	McPhee	Carr	Humphrey	Jefferson	Thomas III	Clark (S)
Sept. 29 vs. Cleveland	Pierce	n/a	Wormley	Judon	Onwuasor	K. Young	McPhee	Carr	Humphrey	Jefferson	Thomas III	Averett (DB)
Oct. 6 at Pittsburgh	Pierce	n/a	Williams	Judon	Bynes	Onwuasor	McPhee	Canady	Humphrey	Jefferson	Thomas III	Carr (DB)
Oct. 13 vs. Cincinnati	Pierce	Wormley	Williams	Judon	Bynes	Fort	McPhee	Carr	Humphrey	Clark	Thomas III	n/a
Oct. 20 at Seattle	Pierce	n/a	Williams	Judon	Bynes	Fort	McPhee	Carr	Humphrey	Clark	Thomas III	Peters (DB)
Nov. 3 vs. New England	Pierce	n/a	Williams	Judon	Fort	J. Smith (DB)	Ferguson	Carr	Humphrey	Clark	Thomas III	Peters (DB)
Nov. 10 at Cincinnati	Pierce	Wormley	Williams	Judon	Bynes	n/a	Ferguson	Smith	Humphrey	Thomas III	Carr	Clark (DB)
Nov. 17 vs. Houston	Peko	n/a	Williams	Judon	Bynes	Fort	Ferguson	Peters	Humphrey	Thomas III	Carr	Clark (DB)
Nov. 25 at LA Rams	Peko	n/a	Williams	Judon	Bynes	Onwuasor	Ferguson	Carr	Peters	Clark	Thomas III	Humphrey (DB)
Dec. 1 vs. San Francisco	Pierce	Wormley	Williams	Judon	Fort	n/a	Ferguson	Peters	Humphrey	Thomas III	Carr	Clark (DB)
Dec. 8 at Buffalo	Pierce	n/a	Williams	Judon	Fort	Clark (DB)	Ferguson	Smith	Humphrey	Thomas III	Carr	Peters (DB)
Dec. 12 vs. NY Jets												
Dec. 22 at Cleveland												
Dec. 29 vs. Pittsburgh												

Bold denotes first NFL start

2019 TRANSACTIONS

- **Jan: 2:** Signed **LB Ejuan Price** and **LB Matthew Thomas** to Reserve/Future contacts.
- **Jan. 7:** Signed **G Kofi Amichia** to a Reserve/Future contact; Re-signed T Randin Crecelius, DB Robertson Daniel, RB Tyler Ervin, FB Christopher Ezeala, DB Bennett Jackson, LB Alvin Jones and TE Nick Keizer to Reserve/Future contracts.
- **Feb. 19:** Signed CB Tavon Young to a three-year contract extension.
- **Feb. 25:** Terminated the contract of vested veteran WR Michael Crabtree.
- **March 1:** Waived RB Alex Collins.
- **March 6:** Terminated the contract of vested veteran S Eric Weddle.
- **March 7:** Re-signed TE Nick Boyle, who was scheduled to become an unrestricted free agent.
- **March 13:** Traded QB Joe Flacco to the Denver Broncos in exchange for a 2019 fourth-round draft pick (113th overall).
- **March 15:** Signed unrestricted free agents **RB Mark Ingram II** and **S Earl Thomas III**.
- **March 19:** Signed unrestricted free agent **CB Justin Bethel**; Waived (failed physicals) LB Bam Bradley and CB Jaylen Hill.
- **March 26:** Re-signed free agent CB Stanley Jean-Baptiste.
- **March 28:** Re-signed unrestricted free agent QB Robert Griffin III.
- **April 8:** Signed free agent **WR Seth Roberts**.
- **April 15:** Re-signed exclusive rights free agents RB Gus Edwards, G Jermaine Eluemunor, C Matt Skura and RB De'Lance Turner; Re-signed restricted free agent LB Patrick Onwuasor.
- **April 24:** Signed K Justin Tucker to a four-year contract extension and G Marshal Yanda to a one-year contract extension.
- **May 1:** Re-signed restricted free agent DT Michael Pierce.
- **May 3:** Signed draft choices **RB Justice Hill**, **DT Daylon Mack**, **CB Iman Marshall** and **G Ben Powers**; Signed undrafted rookie free agents **LB Otaro Alaka**, **T Marcus Applefield**, **LB E.J. Ejiya**, **TE Cole Herdman**, **DE Markus Jones**, **T Patrick Mekari**, **DT Kalil Morris**, **WR Sean Modster**, **DE Michael Onuoha**, **TE Matt Orzech**, **TE Charles Scarff**, **WR Jaylen Smith**, **LB Silas Stewart**, **G C.J. Toogood**, **WR Antoine Wesley**, **DT Gerald Willis** and **S Evan Worthington**.
- **May 4:** Signed draft choice **QB Trace McSorley**.
- **May 5:** Waived G C.J. Toogood and S Evan Worthington.
- **May 6:** Waived DB Robertson Daniel; Signed **OLB Aaron Adeoye**, **CB Terrell Bonds** and **T Darrell Williams**.
- **May 13:** Signed free agents **QB Jalan McClendon** and **G Patrick Vahe**.
- **May 14:** Waived LB Ejuan Price; Signed free agent **WR Joe Horn Jr.**
- **May 16:** Waived G Kofi Amichia and TE Nick Keizer; Signed free agent **G R.J. Prince**.
- **May 20:** Waived QB Jalan McClendon and DT Kalil Morris; Signed free agents **WR Michael Floyd**, **OLB Pernell McPhee** and **OLB Shane Ray**.
- **May 31:** Signed draft choice **OLB Jaylon Ferguson**.
- **June 6:** Signed draft choice **WR Marquise Brown**.
- **July 17:** Signed draft choice **WR Miles Boykin**.
- **July 25:** Waived (NFI) WR Quincy Adebeyejo.
- **July 26:** Signed free agent **G Isaiah Williams**.
- **July 29:** Waived DE Markus Jones; Signed **QB Joe Callahan**.
- **July 31:** Waived WR Jordan Lasley; Signed free agent **LB Nicholas Grigsby**.
- **Aug. 1:** Waived LB Matthew Thomas; Signed free agent **S Brynden Trawick**.
- **Aug. 5:** Traded G Alex Lewis to the NY Jets in exchange for a 2020 conditional draft choice.
- **Aug. 10:** Signed free agent **DT Elijah Qualls**.
- **Aug. 11:** Traded K/P Kaare Vedvik to the Minnesota Vikings in exchange for an undisclosed 2020 draft pick.
- **Aug. 12:** Signed rookie free agent **P Sean Smith**.
- **Aug. 15:** Waived **DT Elijah Qualls**.
- **Aug. 16:** Waived P Sean Smith; Signed **LB Donald Payne**.
- **Aug. 17:** Signed free agent **K Cameron Nizialek**; Waived (injury settlement) OLB Mike Onuoha.
- **Aug. 23:** Signed free agent **LB Paul Worrirow**.
- **Aug. 24:** Waived LB Nicholas Grigsby; Terminated the contract of vested veteran LB Paul Worrirow.
- **Aug. 25:** Signed free agent **K Elliott Fry**.
- **Aug. 27:** Signed free agent **DB Fish Smithson**.
- **Aug. 28:** Traded G/T Jermaine Eluemunor to New England in exchange for an undisclosed draft pick.
- **Aug. 30:** Waived QB Joe Callahan, K Elliott Fry, WR Joe Horn Jr., LS Matthew Orzech, WR Jaylen Smith, LB Silas Stewart, G Patrick Vahe, T Darrell Williams and G Isaiah Williams; Terminated the contracts of vested veterans WR Michael Floyd and OLB Shane Ray.
- **Aug. 31:** Waived OLB Aaron Adeoye, T Marcus Applefield, CB Terrell Bonds, CB Maurice Canady, ILB E.J. Ejiya, RB Tyler Ervin, FB Christopher Ezeala, DT Willie Henry Jr., TE Cole Herdman, DB Bennett Jackson, WR Sean Modster, ILB Donald Payne, G R.J. Prince, TE Charles Scarff, DT Zach Sieler, RB De'Lance Turner, WR Antoine Wesley and DT Gerald Willis; Terminated the contract of vested veteran CB Stanley Jean-Baptiste (injury settlement); Waived, (injury settlement) K Cameron Nizialek; Terminated the contract of vested veteran S Brynden Trawick; Placed G/T Randin Crecelius, RB Kenneth Dixon, ILB Alvin Jones, DB Fish Smithson and CB Tavon Young on Injured Reserve.
- **Sept. 1:** Signed OLB Aaron Adeoye, T Marcus Applefield, CB Maurice Canady, WR Sean Modster, ILB Donald Payne, G R.J. Prince, TE Charles Scarff, DT Zach Sieler, RB De'Lance Turner and WR Antoine Wesley to the practice squad; Signed International Practice Player FB Christopher Ezeala to the practice squad.
- **Sept. 2:** Placed CB Iman Marshall on Injured Reserve; Re-signed S Brynden Trawick to the 53-man roster.
- **Sept. 3:** Waived T Marcus Applefield from the practice squad and signed **DT Trevon Coley**.
- **Sept. 6:** Waived (injury settlement) RB Kenneth Dixon.

2019 TRANSACTIONS

- **Sept. 10:** Waived (injury settlement) LB Alvin Jones; Released WR Sean Modster and LB Donald Payne from the practice squad; Signed DB Terrell Bonds and **RB Mark Thompson** to the practice squad.
- **Sept. 14:** Waived T Greg Senat; Signed CB Maurice Canady from the practice squad to the 53-man roster.
- **Sept. 16:** Signed **G Parker Ehinger** to the practice squad.
- **Sept. 18:** Placed RB Mark Thompson on practice squad IR and re-signed TE Cole Herdman to the practice squad.
- **Sept. 23:** Reached an injury settlement with RB Mark Thompson and terminated his practice squad contract.
- **Sept. 28:** Placed LB Otaru Alaka on Injured Reserve.
- **Sept. 30:** Signed free agent **LB L.J. Fort**.
- **Oct. 1:** Waived OLB Tim Williams; Signed **DT Jeremiah Ledbetter** to the practice squad after DT Trevon Coley was claimed by Indianapolis.
- **Oct. 2:** Signed free agent **ILB Josh Bynes** to the 53-man roster.
- **Oct. 3:** Placed S Brynden Trawick on Injured Reserve.
- **Oct. 5:** Activated DT Zach Sieler from the practice squad to the 53-man roster.
- **Oct. 7:** Placed S Tony Jefferson on Injured Reserve; Re-signed WR Sean Modster to the practice squad; Signed free agent **DT Jihad Ward**.
- **Oct. 8:** Released TE Cole Herdman from the practice squad; Signed **DB A.J. Howard** to the practice squad
- **Oct. 15:** Released DB A.J. Howard from the practice squad; Placed S DeShon Elliott on Injured Reserve; Re-signed S Bennett Jackson to the 53-man roster; Signed DB Denzel Rice to the practice squad; Traded LB Kenny Young and an undisclosed draft pick to the Los Angeles Rams in exchange for **CB Marcus Peters**.
- **Oct. 21:** Terminated the contract of vested veteran CB Justin Bethel; Released DT Jeremiah Ledbetter from the practice squad; Placed OLB Pernell McPhee on Injured Reserve.
- **Oct. 22:** Signed **OLB Demone Harris** to the practice squad.
- **Oct. 24:** Signed free agent **DB Jordan Richards**.
- **Oct. 25:** Signed **DE Ufomba Kamalu** off New England's practice squad.
- **Oct. 31:** Placed DB Denzel Rice on Practice Squad Injured list.
- **Nov. 5:** Waived CB Maurice Canady; Signed free agent **WR/RS De'Anthony Thomas**; Re-signed OLB Mike Onuoha to the practice squad; Signed **RB Byron Marshall** to the practice squad after RB De'Lance Turner was signed by Miami.
- **Nov. 7:** Waived WR Sean Modster from the practice squad; re-signed T Marcus Applefield to the practice squad.
- **Nov. 12:** Waived CB/RB Cyrus Jones and DE Ufomba Kamalu; Activated CB Iman Marshall from Injured Reserve - Designated for Return; Signed free agent **DT Justin Ellis**.
- **Nov. 13:** Placed DT Daylon Mack on Injured Reserve; Signed free agent **DT Domata Peko**; Waived T Marcus Applefield from the practice squad and re-signed DE Ufomba Kamalu to the practice squad.
- **Nov. 21:** Re-signed T Marcus Applefield to the practice squad after OLB Demone Harris was signed by Kansas City off Baltimore's practice squad.
- **Nov. 26:** Placed C Matt Skura on Injured Reserve.
- **Nov. 27:** Signed free agent **C Jake Brendel**.
- **Nov. 30:** Waived C Jake Brendel and elevated G Parker Ehinger from the practice squad to the 53-man roster.
- **Dec. 2:** Waived DB Bennett Jackson.
- **Dec. 3:** Activated S Brynden Trawick from Injured Reserve - Designated to Return; Signed FB/DL Patrick Ricard to a two-year contract extension.
- **Dec. 4:** Signed **G Will Holden** to the practice squad; Claimed **C Hroniss Grasu** off waivers (Ten.) and waived DT Zach Sieler.

(Bold indicates first time player has joined the Ravens.)



2019 STATISTICS

WON 11, LOST 2

09/08	W 59-10	at Miami	65,012
09/15	W 23-17	Arizona	70,126
09/22	L 28-33	at Kansas City	73,390
09/29	L 25-40	Cleveland	70,686
10/06	W 26-23 OT	at Pittsburgh	64,037
10/13	W 23-17	Cincinnati	70,051
10/20	W 30-16	at Seattle	69,012
11/03	W 37-20	New England	71,157
11/10	W 49-13	at Cincinnati	45,918
11/17	W 41- 7	Houston	70,731
11/25	W 45- 6	at L.A. Rams	72,409
12/01	W 20-17	San Francisco	71,029
12/08	W 24-17	at Buffalo	69,134
12/12		N.Y. Jets	
12/22		at Cleveland	
12/29		Pittsburgh	

	Balt.	Opp.
TOTAL FIRST DOWNS	313	236
Rushing	147	64
Passing	144	139
Penalty	22	33
3rd Down: Made/Att	72/152	58/156
3rd Down Pct.	47.4	37.2
4th Down: Made/Att	15/20	6/15
4th Down Pct.	75.0	40.0
POSSESSION AVG.	34:30	25:30
TOTAL NET YARDS	5306	4090
Avg. Per Game	408.2	314.6
Total Plays	866	761
Avg. Per Play	6.1	5.4
NET YARDS RUSHING	2612	1243
Avg. Per Game	200.9	95.6
Total Rushes	478	274
NET YARDS PASSING	2694	2847
Avg. Per Game	207.2	219.0
Sacked/Yards Lost	24/110	33/231
Gross Yards	2804	3078
Att./Completions	364/243	454/271
Completion Pct.	66.8	59.7
Had Intercepted	7	11
PUNTS/AVERAGE	31/46.2	50/46.4
NET PUNTING AVG.	31/41.7	50/41.5
PENALTIES/YARDS	90/747	76/592
FUMBLES/BALL LOST	13/5	18/9
TOUCHDOWNS	52	23
Rushing	18	11
Passing	29	11
Returns	5	1

* SCORE BY PERIODS	Q1	Q2	Q3	Q4	OT	PTS
TEAM	109	124	85	109	3	430
OPPONENTS	31	103	44	58	0	236
* SCORING	TD-Ru	Pa-Rt	K-PAT	FG	S	PTS
Tucker	0	0	0	47/48	23/24	0 116
Ingram	12	9	3	0	0	74
Andrews	7	0	7	0	0	42
L. Jackson	7	7	0	0	0	42
M. Brown	6	0	6	0	0	36
Snead	5	0	5	0	0	30
Peters LG	3	0	0	3	0	18
Peters TM	2	0	0	2	0	12
Boykin	2	0	2	0	0	12
Boyle	2	0	2	0	0	12
Edwards	2	2	0	0	0	12
Humphrey	2	0	0	2	0	12
H. Hurst	2	0	2	0	0	12
Bowser	1	0	0	1	0	6
Ricard	1	0	1	0	0	6
Roberts	1	0	1	0	0	6
TEAM	52	18	29	5	47/48	23/24 0 430
OPPONENTS	23	11	11	1	19/20	25/28 0 236

2-Pt Conv: Ingram, TEAM 1-4, OPPONENTS 2-3

SACKS: Judon 8.5, Bowser 4, McPhee 3, Onwuasor 3, Ferguson 2, Fort LG 2, Fort TM 2, E. Thomas 1.5, Wormley 1.5, Bynes 1, Carr 1, Clark 1, Ricard 1, Ji. Smith 1, Ward LG 1, Ward TM 1, B. Williams 1, Pierce 0.5, TEAM 33, OPPONENTS 24

FUM/LOST: L. Jackson 6/1, D. Thomas(LG) 3/0, Andrews 2/1, Ingram 2/2, C. Jones(TM) 1/1, Skura 1/0, D. Thomas(TM) 1/0

* RUSHING	No.	Yds	Avg	Long	TD
L. Jackson	151	1017	6.7	47t	7
Ingram	181	887	4.9	53	9
Edwards	95	480	5.1	63t	2
Hill	41	152	3.7	13	0
Levine	1	60	60.0	60	0
Griffin III	8	14	1.8	9	0
D. Thomas LG	1	4	4.0	4	0
Snead	1	2	2.0	2	0
TEAM	478	2612	5.5	63t	18
OPPONENTS	274	1243	4.5	88t	11

* RECEIVING	No.	Yds	Avg	Long	TD
Andrews	54	707	13.1	51	7
M. Brown	39	518	13.3	83t	6
Snead	27	302	11.2	50t	5
Boyle	27	291	10.8	35	2
H. Hurst	26	286	11.0	61t	2
Ingram	23	201	8.7	25t	3
Roberts	16	182	11.4	25	1
Boykin	11	185	16.8	50	2
Ricard	8	47	5.9	10	1
Edwards	5	36	7.2	10	0
Hill	4	28	7.0	10	0
C. Moore	3	21	7.0	13	0
D. Thomas LG	1	6	6.0	6	0
TEAM	243	2804	11.5	83t	29
OPPONENTS	271	3078	11.4	83t	11

* INTERCEPTIONS	No.	Yds	Avg	Long	TD
Peters LG	5	210	42.0	89t	3
Peters TM	3	178	59.3	89t	2
E. Thomas	2	38	19.0	24	0
Humphrey	2	14	7.0	14	0
Bynes	2	7	3.5	6	0
Ji. Smith	1	7	7.0	7	0
Canady TM	1	3	3.0	3	0
TEAM	11	247	22.5	89t	2
OPPONENTS	7	31	4.4	20	0

* PUNTING	No.	Yds	Avg	Net	TB	In	Lg	B
Koch	31	1432	46.2	41.7	4	16	62	0
TEAM	31	1432	46.2	41.7	4	16	62	0
OPPONENTS	50	2322	46.4	41.5	3	16	67	0

* PUNT RETURNS	Ret	FC	Yds	Avg	Long	TD
D. Thomas LG	21	3	131	6.2	20	0
D. Thomas TM	8	2	76	9.5	20	0
C. Jones TM	12	10	113	9.4	25	0
TEAM	20	12	189	9.5	25	0
OPPONENTS	9	10	60	6.7	15	0

* KICKOFF RETURNS	No.	Yds	Avg	Long	TD
Hill	12	227	18.9	46	0
D. Thomas LG	12	223	18.6	29	0
D. Thomas TM	5	68	13.6	20	0
C. Moore	4	81	20.3	26	0
TEAM	21	376	17.9	46	0
OPPONENTS	36	794	22.1	92t	1

* FIELD GOALS	1-19	20-29	30-39	40-49	50+
Tucker	0/0	7/7	8/8	7/8	1/1
TEAM	0/0	7/7	8/8	7/8	1/1
OPPONENTS	1/1	7/7	9/9	7/8	1/3
Tucker:	(34G) (33G, 28G, 51G) (39G) (41G) (27G, 26G, 48G, 46G) (40G, 49G, 21G) (25G, 28G, 22G) (39G) () (43N, 34G, 46G) (34G) (30G, 49G) (36G)				
OPP:	(54G) (22G, 21G, 21G) (42G, 36G) (24G, 43G) (41G, 29G, 33G) (22G) (34G, 31G, 53N, 35G) (22G, 19G) (42G, 39G) (43N) (32G, 46G) (51B, 32G) (36G, 47G, 48G)				

* PASSING	Att	Cmp	Yds	Cmp%	Yds/Att	TD	TD%	Int	Int%	Long	SK/Lost	Rating
L. Jackson	347	230	2677	66.3	7.71	28	8.1	6	1.7	83t	22/106	109.2
Griffin III	16	12	129	75.0	8.06	1	6.3	1	6.3	39	2/4	93.0
Koch	1	1	-2	100.0	-2.00	0	0.0	0	0.0	-2	0/0	79.2
TEAM	364	243	2804	66.8	7.70	29	8.0	7	1.9	83t	24/110	108.4
OPPONENTS	454	271	3078	59.7	6.78	11	2.4	11	2.4	83t	33/231	78.1

2019 DEFENSIVE STATISTICS

from Press Box Stats

Name	Total	Solo	Assists	Sacks	Yds.	TFL	INT	Yds.	PD	FF	FR
Chuck Clark	55	37	18	1	8	2	0	0	4	2	0
Marlon Humphrey	54	43	11	0	0	4	2	14	11	2	3
Patrick Onwuasor	52	40	12	3	23	5	0	0	1	1	0
Matthew Judon	44	34	10	8.5	74.5	13	0	0	0	3	0
Brandon Carr	42	36	6	1	7	2	0	0	6	0	0
Earl Thomas III	42	28	14	1.5	8	1	2	38	4	1	1
Josh Bynes	39	20	19	1	0	4	2	7	4	0	0
Marcus Peters	33	27	6	0	0	0	3	178	8	0	0
Brandon Williams	29	12	17	1	6	2	0	0	0	0	1
Michael Pierce	26	16	10	0.5	3.5	1	0	0	1	0	0
Jaylon Ferguson	24	17	7	2	14	6	0	0	1	0	1
Chris Wormley	22	10	12	1.5	7	2	0	0	2	0	0
Maurice Canady	21	19	2	0	0	0	1	3	3	1	0
L.J. Fort	21	12	9	2	12	4	0	0	1	0	0
Tony Jefferson	21	11	10	0	0	0	0	0	3	0	0
Jimmy Smith	21	19	2	1	8	1	1	7	5	0	0
Pernell McPhee	19	17	2	3	18	7	0	0	1	0	0
Tyus Bowser	16	13	3	4	24	3	0	0	2	0	1
Anthony Averett	13	12	1	0	0	0	0	0	2	0	0
Kenny Young	13	11	2	0	0	3	0	0	0	1	0
Patrick Ricard	9	8	1	1	10	1	0	0	1	1	0
Anthony Levine Sr.	6	6	0	0	0	1	0	0	0	0	0
Jihad Ward	6	3	3	1	8	1	0	0	0	0	1
Chris Board	4	2	2	0	0	1	0	0	0	0	0
Domata Peko Sr.	4	3	1	0	0	0	0	0	0	0	0
DeShon Elliott	3	3	0	0	0	0	0	0	1	0	0
Justin Ellis	3	1	2	0	0	0	0	0	0	0	0
Zach Sieler	3	2	1	0	0	0	0	0	0	0	0
Bennett Jackson	2	1	1	0	0	0	0	0	0	0	0
Cyrus Jones	2	2	0	0	0	0	0	0	0	0	0
Tim Williams	2	2	0	0	0	0	0	0	0	0	0
Justin Bethel	1	1	0	0	0	0	0	0	0	0	0
Brynden Trawick	1	1	0	0	0	0	0	0	0	0	0
Totals	653	469	184	33	231	64	11	247	61	12	8

2019 SPECIAL TEAMS STATISTICS

from Press Box Stats

Name	Total	Solo	Assists	FF	FR	Blocked Kicks
L.J. Fort	7	5	2	0	0	0
Justin Bethel	5	3	2	0	1	0
Chris Board	5	3	2	0	0	0
Tyus Bowser	4	4	0	0	0	0
Chuck Clark	4	2	2	0	0	0
Anthony Levine Sr.	4	3	1	0	0	0
DeShon Elliott	3	3	0	0	0	0
Bennett Jackson	3	1	2	0	0	0
Jordan Richards	3	2	1	0	0	0
Brynden Trawick	3	2	1	0	0	0
Gus Edwards	2	2	0	0	0	0
Cyrus Jones	2	1	1	0	0	0
Anthony Averett	1	1	0	0	0	0
Sam Koch	1	1	0	0	0	0
Iman Marshall	1	1	0	0	0	0
Chris Moore	1	0	1	0	0	0
De'Anthony Thomas	1	1	0	0	1	0
Marlon Humphrey	0	0	0	0	0	1
Totals	50	35	15	0	2	1

2019 SINGLE-GAME BESTS

Tackles:	10 by Maurice Canady vs. Cin. (10/13)
Sacks:	2 twice; last by T. Bowser and M. Judon vs. Hou. (11/17)
Interceptions:	1 11 times; last by Marcus Peters & Jimmy Smith at LAR (11/25)
Passes Defensed:	3 by Marcus Peters at Buf. (12/8)
Tackles For Loss:	3 three times; last by Matthew Judon vs. Hou. (11/17)
Forced Fumbles:	1 12 times; last by Matt Judon and Earl Thomas III at Buf. (12/8)
Fumble Recoveries:	1 nine times; last by Jihad Ward at Buf. (12/8)
Special Teams Tackles:	2 eight times; last by L.J. Fort and Jordan Richards at Buf. (12/8)

TACKLES FOR LOSS LEADERS

Name	TFL
Matthew Judon	13
Pernell McPhee	7
Jaylon Ferguson	6
Patrick Onwuasor	5
Three Players	4

SACKS LEADERS

Name	Sacks
Matthew Judon	8.5
Tyus Bowser	4
Pernell McPhee	3
Patrick Onwuasor	3
Two Players	2

PASSES DEFENSED LEADERS

Name	PD
Marlon Humphrey	11
Marcus Peters	8
Brandon Carr	6
Jimmy Smith	5
Three Players	4

INTERCEPTIONS LEADERS

Name	INTs
Marcus Peters	3
Josh Bynes	2
Marlon Humphrey	2
Earl Thomas III	2
Two Players	1

ALWAYS MORE.

NEVER LESS.



BALTIMORE RAVENS 2019 REGULAR SEASON GAME BY GAME OFFENSIVE STATISTICS

Game	9/8 @ Mia.	9/15 vs. Ari.	9/22 @ KC	9/29 vs. Cle.	10/6 @ Pit.	10/13 vs. Cin.	10/20 @ Sea.	11/3 vs. NE	11/10 @ Cin.	11/17 vs. Hou.	11/25 @ LAR	12/1 vs. SF	12/8 at Buf.	12/12 vs. NYJ	12/22 @ Cle.	12/29 vs. Pit.
Points	59	23	28	25	26	23	30	37	49	41	45	20	24			
1st Qtr	21	7	6	0	10	14	3	10	14	0	14	7	3			
2nd Qtr	21	10	0	7	7	3	10	7	14	14	14	10	7			
3rd Qtr	10	0	7	3	0	3	7	7	21	13	7	0	7			
4th Qtr	7	6	15	15	6	3	10	13	0	14	10	3	7			
Overtime	0	0	0	0	3	0	0	0	0	0	0	0	0			
TDs (Ru-P-Ret)	8 (2-6-0)	2 (0-2-0)	4 (4-0-0)	3 (0-3-0)	2 (1-1-0)	2 (2-0-0)	3 (1-0-2)	5 (3-1-1)	7 (2-3-2)	5 (1-4-0)	6 (1-5-0)	2 (1-1-0)	3 (0-3-0)			
PATs (M/A)	8/8	2/2	1/1	2/2	2/2	2/2	3/3	4/5	7/7	5/5	6/6	2/2	3/3			
2PT Convs (M/A)	0/0	0/0	0/3	1/1	0/0	0/0	0/0	0/0	0/0	0/0	0/0	0/0	0/0			
FGs (M/A)	1/1	3/3	1/1	1/1	4/4	3/3	3/3	1/1	0/0	2/3	1/1	2/2	1/1			
Safeties	0	0	0	0	0	0	0	0	0	0	0	0	0			
First Downs	31	26	29	24	22	26	14	26	20	25	31	21	18			
Rushing	10	9	15	11	11	15	9	11	7	12	17	14	6			
Passing	17	16	14	12	8	11	5	11	13	11	13	5	8			
Penalty	4	1	0	1	3	0	0	4	0	2	1	2	4			
3rd Down Conv (M/A)	7-11	7-14	5-13	4-10	6-15	9-15	5-13	5-10	4-6	5-9	9-15	3-10	3-11			
3rd Down Conv Pct	64%	50%	38.5%	40%	40%	60%	38.5%	50%	66.7%	55.6%	60%	30%	27.3%			
4th Down Conv (M/A)	2-2	0-1	3-4	1-2	1-1	0-0	1-1	1-1	1-1	0-1	3-3	2-3	0-0			
4th Down Conv Pct	100%	0%	75%	50%	100%	0%	100%	100%	100%	0%	100%	66.7%	0%			
Total Net Yards	643	440	452	395	277	497	340	372	379	491	480	283	257			
Total Off. Plays	73	72	78	67	73	77	56	65	46	64	74	62	59			
Avg. Gain Per Play	8.8	6.1	5.8	5.9	3.8	6.5	6.1	5.7	8.2	7.7	6.5	4.6	4.4			
Net Yards Rushing	265	182	203	173	138	269	199	210	136	263	285	178	118			
Total Rushing Plays	46	33	32	29	40	43	35	41	23	36	48	38	33			
Avg. Gain Per Rush	5.8	5.5	6.3	6.0	3.5	6.3	5.7	5.1	5.9	7.3	5.9	4.7	3.6			
Net Yards Passing	378	258	249	222	139	228	141	162	243	228	195	105	139			
Times Sacked	1	2	3	4	5	1	1	1	1	1	3	1	1			
Yards Lost on Sacks	1	14	18	25	22	8	2	1	0	7	13	0	6			
Gross Yards Passing	379	272	267	247	161	236	143	163	243	235	208	105	145			
Pass Attempts	26	37	43	34	28	33	20	23	22	27	23	23	25			
Pass Completions	23	24	22	24	19	21	9	17	18	20	16	14	16			
Completion Pct	88.5%	64.9%	51.2%	70.6%	67.9%	63.6%	45.0%	73.9%	81.8%	74.1%	69.6%	60.9%	64.0%			
Avg. Gain Per Pass	14	6.6	5.4	5.8	4.2	6.7	6.7	6.8	10.6	8.1	7.5	4.4	5.3			
Interceptions	0	0	0	2	3	0	0	0	1	0	0	0	1			
Fumbles / Fum. Lost	0/0	2/0	0/0	2/1	1/0	1/1	2/0	2/2	0/0	1/0	1/0	1/1	0/0			
Penalties	4	10	7	3	11	10	8	4	5	8	8	3	9			
Penalty Yards	40	62	60	15	92	81	75	34	35	65	66	23	99			
Punts	1	3	3	3	3	2	3	2	1	0	1	2	7			
Gross Punting Average	56.0	43.0	51.0	43.7	51.7	42.0	44.0	49.0	34.0	0.0	48.0	51.5	44.1			
Touchbacks	0	0	1	0	1	1	0	0	0	0	0	0	1			
Inside20	1	2	2	3	0	1	1	1	0	0	1	2	2			
Punts Blocked	0	0	0	0	0	0	0	0	0	0	0	0	0			
Net Punting Average	56.0	43.0	41.3	43.7	40.7	32.0	40.0	49.0	34.0	0.0	44.0	51.5	38.1			
Punt Returns	2	3	0	1	1	1	2	2	1	2	3	1	1			
Punt Return Yards	29	45	0	14	2	8	8	7	8	4	45	18	1			
Punt Return Avg.	14.5	15	0.0	14.0	2.0	8.0	4.0	3.5	8.0	2.0	15.0	18.0	1.0			
Fair Catches	2	1	1	1	1	4	0	0	0	1	1	0	0			
Kickoff Returns	1	2	2	5	1	0	3	3	1	2	0	2	0			
Kickoff Return Yards	9	46	47	101	46	0	21	38	18	16	0	34	0			
Kickoff Return Avg.	9.0	23.0	23.5	20.2	46.0	0.0	7.0	12.7	18.0	8.0	0.0	17.0	0.0			
Time of Possession	40:07	37:38	32:44	29:43	39:00	39:42	29:54	37:01	23:49	36:19	39:56	32:26	32:49			

BALTIMORE RAVENS 2019 REGULAR SEASON GAME BY GAME DEFENSIVE STATISTICS

Game	9/8 @ Mia.	9/15 vs. Ari.	9/22 @ KC	9/29 vs. Cle.	10/6 @ Pit.	10/13 vs. Cin.	10/20 @ Sea.	11/3 vs. NE	11/10 @ Cin.	11/17 vs. Hou.	11/25 @ LAR	12/1 vs. SF	12/8 at Buf.	12/12 vs. NYJ	12/22 @ Cle.	12/29 vs. Pit.
Points	10	17	33	40	23	17	16	20	13	7	6	17	17			
1st Qtr	0	3	0	7	7	7	0	0	0	0	0	7	0			
2nd Qtr	10	3	23	3	6	3	13	13	10	0	6	7	6			
3rd Qtr	0	3	7	14	7	0	0	7	0	0	0	3	3			
4th Qtr	0	8	3	16	3	7	3	0	3	7	0	0	8			
Overtime	0	0	0	0	0	0	0	0	0	0	0	0	0			
TDs (Ru-P-Ret)	1 (0-1-0)	1 (1-0-0)	4 (1-3-0)	5 (4-1-0)	2 (1-1-0)	2 (1-0-1)	1 (0-1-0)	2 (1-1-0)	1 (0-1-0)	1 (1-0-0)	0-0-0	2 (1-1-0)	1 (0-1-0)			
PATs (M/A)	1/1	1/1	3/4	4/4	2/2	2/2	1/1	2/2	1/1	1/1	0/0	2/2	0/0			
2PT Convs (M/A)	0/0	1/1	0/0	0/1	0/0	0/0	0/0	0/0	0/0	0/0	0/0	0/0	1/1			
FGs (M/A)	1/1	3/3	2/2	2/2	3/3	1/1	3/4	2/2	2/2	0/1	2/2	1/2	3/3			
Safeties	0	0	0	0	0	0	0	0	0	0	0	0	0			
First Downs	12	15	27	22	18	18	20	22	21	16	14	15	16			
Rushing	1	2	9	8	3	2	8	4	11	3	2	7	4			
Passing	10	12	14	12	9	14	10	17	9	10	8	7	7			
Penalty	1	1	4	2	6	2	2	1	1	3	4	1	5			
3rd Down Conv (M/A)	3-10	2-11	5-9	6-13	3-9	5-11	10-17	5-13	7-15	2-10	2-9	4-12	4-17			
3rd Down Conv Pct	30%	18%	55.6%	46.2%	33.3%	45.5%	58.8%	38.5%	46.7%	20%	22.2%	33.3%	23.5%			
4th Down Conv (M/A)	0-0	1-1	0-1	1-1	0-0	0-0	0-0	0-0	1-4	1-4	1-1	1-2	0-1			
4th Down Conv Pct	0%	100%	0%	100%	0%	0%	0%	0%	25%	25%	100%	50%	0%			
Total Net Yards	200	349	503	530	269	250	347	342	307	232	221	331	209			
Total Off. Plays	47	54	64	61	51	55	68	65	72	57	48	52	68			
Avg. Gain Per Play	4.3	6.5	7.9	8.7	5.3	4.5	5.1	5.3	4.3	4.1	4.6	6.4	3.1			
Net Yards Rushing	21	20	140	193	77	33	106	74	157	122	22	174	104			
Total Rushing Plays	12	11	26	29	19	14	26	17	40	20	9	29	23			
Avg. Gain Per Rush	1.8	1.8	5.4	6.7	4.1	2.4	4.1	4.4	3.9	6.1	2.4	6.0	4.5			
Net Yards Passing	179	329	363	337	192	217	241	268	150	110	199	157	105			
Times Sacked	3	3	1	1	1	2	1	2	2	7	2	2	6			
Yards Lost on Sacks	11	20	11	5	11	18	0	17	17	59	13	8	41			
Gross Yards Passing	190	349	374	342	203	235	241	285	167	169	212	165	146			
Pass Attempts	32	40	37	31	31	39	41	46	30	30	37	21	39			
Pass Completions	15	25	27	20	21	21	20	30	16	18	26	15	17			
Completion Pct	46.9%	62.5%	73%	64.5%	67.7%	53.9%	48.8%	65.2%	53.3%	60%	70.3%	71.4%	43.6%			
Avg. Gain Per Pass	5.1	7.7	9.6	10.5	6.0	5.3	5.7	5.6	4.7	3.0	5.1	6.8	2.3			
Interceptions	2	0	0	1	1	1	1	1	1	1	2	0	0			
Fumbles / Fum. Lost	1/1	1/0	3/0	0/0	2/1	0/0	1/1	2/1	3/2	1/1	1/0	1/1	2/1			
Penalties	9	8	4	6	11	4	2	7	1	5	8	6	5			
Penalty Yards	64	70	31	41	76	20	18	48	5	60	56	54	49			
Punts	6	5	2	3	4	5	3	5	1	3	4	2	7			
Gross Punting Average	53.7	53.4	44.0	42.3	43.8	40.2	51.3	46.6	53.0	37.3	50.0	45.0	42.9			
Touchbacks	0	0	1	0	0	0	1	0	0	0	0	0	1			
Inside20	2	1	1	0	2	3	1	3	0	1	0	1	1			
Punts Blocked	0	0	0	0	0	0	0	0	0	0	0	0	0			
Net Punting Average	48.8	44.4	34.0	37.7	43.3	38.6	42.0	45.2	45.0	36.0	38.8	36.0	39.9			
Punt Returns	1	1	1	0	1	0	2	0	0	0	1	0	2			
Punt Return Yards	0	0	9	0	13	0	12	0	0	0	4	0	22			
Punt Return Avg.	0.0	0.0	9.0	0.0	13.0	0.0	6.0	0.0	0.0	0.0	4.0	0.0	11.0			
Fair Catches	0	2	0	3	1	1	0	0	0	0	0	0	3			
Kickoff Returns	3	4	0	3	3	3	3	2	3	3	2	2	5			
Kickoff Return Yards	59	59	0	43	42	142	58	53	95	70	44	47	82			
Kickoff Return Avg.	19.7	14.8	0.0	14.3	14.0	47.3	19.3	26.5	31.7	23.3	22.0	23.5	16.4			
Time of Possession	19:53	22:22	27:16	30:17	25:34	20:18	30:06	22:59	36:11	23:41	20:04	27:34	27:11			