



BALTIMORE RAVENS GAME RELEASE

UNDER ARMOUR PERFORMANCE CENTER | 1 WINNING DRIVE | OWINGS MILLS, MD

PH: 410-701-4000 | BALTIMORERAVENS.COM | TWITTER: @RAVENS

WORLD CHAMPIONS: SUPER BOWL XXXV (2000) & SUPER BOWL XLVII (2012)



HOUSTON TEXANS VS. BALTIMORE RAVENS



[6-3] NFL WEEK 11 - Nov. 17, 2019 [7-2]

1 P.M. ET - M&T BANK STADIUM [71,008]

JUST THE FACTS

- Riding a five-game winning streak, the Baltimore Ravens (7-2) host the Houston Texans (6-3), who are coming off their bye week. Sitting atop the AFC North standings with a two-game lead over Pittsburgh, the Ravens are 7-2 for the third time (2006 & 2012) in franchise history. Baltimore's five-game winning streak is its longest in regular season play since 2006 (also five games).
- The Ravens rank No. 1 in both points per game (33.3) and rushing (197.2 ypg). Baltimore's attack stands No. 2 in total net yards per contest (421.7), while Houston boasts the NFL's fourth-ranked offense, averaging 396.7 yards per game.
- The Ravens lead the regular season series with Houston, 7-2. Under head coach John Harbaugh, the Ravens are 6-2 overall (1-0 playoffs). Baltimore last played Houston in 2017, winning 23-16 in Charm City.
- In last week's 49-13 victory at Cincinnati, QB Lamar Jackson became just the second player in NFL history to produce a perfect 158.3 passer rating twice in a season (Ben Roethlisberger, 2007). Jackson was 15-of-17 for 223 yards, 3 TDs and 0 INTs in just three quarters of action. He added 65 rushing yards, including a wizard-like 47-yard TD run. Baltimore also scored 2 defensive TDs (an 89-yard CB Marcus Peters INT return and 33-yard OLB Tyus Bowser FR).
- Under Coach Harbaugh, Baltimore owns the NFL's fifth-most total wins (121) since his 2008 Charm City arrival. The Ravens have appeared in three AFC title games (2008, 2011 & 2012) with "Harbs" at the helm, and in 2012, won Super Bowl XLVII.

WEEKLY SCHEDULE

- Wed. Nov. 13:** 11:15 a.m. John Harbaugh / Key Players at Podium & Open Locker Room
1:15 p.m. Practice / Media Viewing
- Thur. Nov. 14:** 11:30 a.m. Coordinators at Podium & Open Locker Room
1:15 p.m. Practice / Media Viewing
- Fri. Nov. 15:** 11:10 a.m. Practice / Media Viewing
12:50 p.m. John Harbaugh Podium & Open Locker Room

CONFERENCE CALLS

- Texans (Tuesday):** Bill O'Brien at 1 p.m. ET
Ravens (Wednesday): John Harbaugh at 11:30 a.m. ET

CALLING THE ACTION

- Television: CBS - WJZ Ch. 13 (Baltimore)**
- Ian Eagle (PBP) - Dan Fouts (analyst) - Evan Washburn (field)
- Mark Wolff (producer) - Bob Fishman (director)
- National Radio: Sports USA Radio**
- Larry Kahn (PBP) - Dave McGinnis (analyst) - Troy West (field)
- Local Radio: WBAL (1090 AM/101.5 FM) & 98 Rock (97.9 FM)**
- Gerry Sandusky (PBP) - Jarret Johnson (analyst) - Kirk McEwen (field)

COACH HARBAUGH SAYS

JOHN HARBAUGH ON PLAYERS MAINTAINING A SINGULAR FOCUS EACH WEEK:
"They've taken that mindset from the first preseason game and had 100-percent focus on the task at hand - what's important now. They've done that really well. You just appreciate that about them. They keep it simple, focused and time on task for what's in front of them. They're not looking left, not looking right. It's straight ahead at the challenge in front of them."

INJURY UPDATE

Starters SS Tony Jefferson (knee, Week 5) and OLB Pernell McPhee (triceps, Week 7) will miss the rest of the season on Injured Reserve, as will standout slot CB Tavon Young (neck injury, training camp). DT Michael Pierce (ankle/foot) left the Bengals game and did not return.

NOTE THE QUOTE

SPORTS ILLUSTRATED'S CONOR ORR ON THE RAVENS' OFFENSE:
"The Ravens and [Lamar] Jackson are changing the way we think about a lot of core concepts in the NFL, leaving us to use banal and sometimes transparently vague terms like *option-style* to define something that is perforating some of the best defenses in the NFL. Jackson is threading balls to his fourth-best option on a given play. He's slipping standard containment packages without breaking a sweat. And all the while, the Ravens are re-thinking what it means to create play-action and open up the field for a quarterback."

WHAT'S GOING ON?

DEFENSIVE TOUCHDOWNS

- ✗ NFL-High 5 D-TDs in 2019
- ✗ NFL-High 13 D-TDs since 2017
- ✗ Marcus Peters: NFL-High 7 D-TDs since 2015 (2 w/ Bal. & 1 w/ LAR in 2019)
- ✗ Ravens: Three-Straight Games w/ D-TD of 65+ Yards (NFL Record Since 1970 Merger)

RAVENS 2019 DEFENSIVE TDs

- CB Marcus Peters 67 INT at Sea.
- CB Marlon Humphrey 18 FR at Sea.
- CB Marlon Humphrey 70 FR vs. NE
- CB Marcus Peters 89 INT at Cin.
- OLB Tyus Bowser 33 FR at Cin.

Most D-TDs in Ravens History:
2004 - 7, 2006 - 6, 2008 - 6, 2015 - 5, 2019 - 5

MARCUS PETERS

RAVENS INFORMATION

2019 RAVENS SCHEDULE [7-2]

Date	Opponent	Result/Time
Sun. Sept. 8	at Miami Dolphins	W, 59-10
Sun. Sept. 15	ARIZONA CARDINALS	W, 23-17
Sun. Sept. 22	at Kansas City Chiefs	L, 28-33
Sun. Sept. 29	CLEVELAND BROWNS	L, 25-40
Sun. Oct. 6	at Pittsburgh Steelers	W, 26-23 (OT)
Sun. Oct. 13	CINCINNATI BENGALS	W, 23-17
Sun. Oct. 20	at Seattle Seahawks	W, 30-16
Sun. Oct. 27	BYE	
Sun. Nov. 3	NEW ENGLAND PATRIOTS	W, 37-20
Sun. Nov. 10	at Cincinnati Bengals	W, 49-13
Sun. Nov. 17	HOUSTON TEXANS	1:00 p.m.
Mon. Nov. 25	at Los Angeles Rams	8:15 p.m. (ESPN)
Sun. Dec. 1*	SAN FRANCISCO 49ERS	1:00 p.m.
Sun. Dec. 8*	at Buffalo Bills	1:00 p.m.
Thurs. Dec. 12	NEW YORK JETS	8:20 p.m. (FOX/NFLN)
Sun. Dec. 22*	at Cleveland Browns	1:00 p.m.
Sun. Dec. 29*	PITTSBURGH STEELERS	1:00 p.m.

*Flexible Scheduling Games Home Games in CAPS All Times Eastern

NUMBERS TO RAVE ABOUT

6 – Career INT-TD returns (including 3 in 2019) by CB Marcus Peters, tied with Hall of Famer Lem Barney for the second most by a player in his first five seasons in league history. Only Hall of Famer Ken Houston (9) had more.

775 – An NFL-high (by far) INT return yards (on 26 picks) by CB Marcus Peters since he entered the NFL in 2015. (Aqib Talib has the second most with 342.)

9-0 – The Ravens' record when QB Lamar Jackson rushes for at least 70 yards in a game. Baltimore is 11-2 when he reaches 60 rushing yards in a game, including 6-1 this season.

19 – QB hits for OLB Matthew Judon, tying LAC's Joey Bosa for the NFL's fifth most.

3 – NFL defenders (Ravens CB Marlon Humphrey, Rams LB Cory Littleton & Steelers S Minkah Fitzpatrick) to produce at least 2 INTs, 2 FFs and 2 FRs this season.

10 – An NFL-high catches of 20+ yards among all tight ends by TE Mark Andrews. Andrews' 5 receiving TDs also rank No. 3 among all TEs, behind Darren Fells and Austin Hooper (6 each).

949 – An NFL-high total tight end receiving yards by Baltimore's TE group this season, with Kansas City ranking second (801 yards). The Ravens' tight ends have also combined to post an NFL-best 83 receptions among all TE groups.

AFC NORTH STANDINGS

Team	W	L	T	Home	Road	Div.	Con.	PF	PA	Strk.
Baltimore	7	2	0	3-1	4-1	3-1	5-2	300	180	W5
Pittsburgh	5	4	0	4-2	1-2	1-1	4-2	193	181	W4
Cleveland	3	6	0	1-3	2-3	1-0	3-3	171	221	W1
Cincinnati	0	9	0	0-4	0-5	0-3	0-5	137	259	L9

NEW ERA 8

QB Lamar Jackson has started 16-career regular season games (dating back to Week 11 of 2018). Here are several fast facts about his spectacular play and what Baltimore has done with him at the helm:



- ✗ Baltimore is 13-3 with Jackson as its starter. Since his first NFL start, Jackson's 13 regular season wins rank as the NFL's second most (Russell Wilson, 14) among starting QBs.
- ✗ Jackson has produced two perfect passer ratings this season (at Cin. & at Mia.), making him one of two QBs in NFL history (Ben Roethlisberger, 2007) to attain the pristine 158.3 mark twice in a single season.
- ✗ Last Sunday at Cincy, Jackson joined Aaron Rodgers (2019) and Hall of Famer Joe Montana (1989) as the only players in the Super Bowl Era to record at least 3 passing TDs, at least 1 rush TD and a perfect passer rating in a single game.
- ✗ Jackson is the only player in NFL history to produce at least 2,000 passing yards and 700 rushing yards through a season's first nine games.
- ✗ Jackson's 702 rushing yards in 2019 are the most by a QB through the first nine games of a season in NFL history. He is on pace to break Michael Vick's single-season QB rushing record (1,039) with a projected 1,248 clip.
- ✗ Jackson's 6.6 ypc rush avg. in 2019 ranks No. 1 in the NFL. He's also posted an NFL-high 198 rushing yards on third down.
- ✗ Jackson has posted at least 60 rushing yards in six-straight games, tying (Michael Vick, 2004) for the most consecutive 60+ rushing outputs by a QB in NFL single-season history.
- ✗ In 16 regular season games, Jackson has thrown for 3,150 yards, 20 TDs and 8 INTs, with a 63.0 completion percentage. He has also tallied 1,258 rushing yards and 10 TDs.
- ✗ This season, the Ravens boast the NFL's No. 1 scoring attack (33.3 ppg), No. 1 rushing offense (197.2 ypg) and No. 2 overall offense (421.7 total ypg).
- ✗ Since Week 11 of 2018 (last 16 regular season games started by Jackson), Baltimore's offense ranks No. 1 in rushing yards per game (211.4), No. 2 in points per game (29.8) and No. 2 in total net yards per game (405.9).

2019 HONOR ROLL

QB Lamar Jackson:

- AFC Offensive Player of the Week (Week 9 vs. NE)
- AFC Offensive Player of the Week (Week 1 at Mia.)
- FedEx Air Player of the Week (Week 1 at Mia.)
- FedEx Ground Player of the Week (Week 6 vs. Cin.)

K JUSTIN TUCKER:

- AFC Special Teams Player of the Month (Oct.)
- AFC Special Teams Player of the Week (Week 6 vs. Cin.)
- AFC Special Teams Player of the Week (Week 5 at Pit.)

RAVENS / TEXANS INFORMATION

2019 NFL RANKINGS

OFFENSE

Category	--Ravens--		--Texans--	
	Stats	Rank	Stats	Rank
Total Offense	421.7	2	396.7	4
Rush Offense	197.2	1	142.8	4
Pass Offense	224.4	20	253.9	12
Points Per Game	33.3	1	26.4	8
3rd-Down Off. %	48.6	2	46.8	6
4th-Down Off. %	76.9	1	70.0	2t
Red Zone Off. (TD%)	65.7	5t	65.7	5t

DEFENSE

Category	--Ravens--		--Texans--	
	Stats	Rank	Stats	Rank
Total Defense	344.1	14	361.4	19
Rush Defense	91.2	8	84.1	3
Pass Defense	252.9	20	277.3	29
Points Per Game	21.0	13t	21.2	15t
3rd-Down Def. %	42.6	22	44.8	26t
4th-Down Def. %	42.9	13	55.6	22t
Red Zone Def. (TD%)	48.4	7	66.7	30

TEAM

Category	--Ravens--		--Texans--	
	Stats	Rank	Stats	Rank
Turnover Ratio	+4	8t	+3	12t
Penalties	62	9	71	23t
Penalty Yards	494	8	585	21t

RAVENS-TEXANS SERIES HISTORY

- **Regular Season:** Ravens lead series, 7-2.
- **Postseason:** Ravens lead, 1-0.
- **Under John Harbaugh:** Ravens are 6-2 (1-0 playoffs).

Date	Location	Result	Attendance
12/15/02	Houston	Ravens, 23-19	70,108
12/04/05	Baltimore	Ravens, 16-15	69,909
11/09/08	Houston	Ravens, 41-13	70,552
12/13/10	Houston	Ravens, 34-28 (OT)	71,413
10/16/11	Baltimore	Ravens, 29-14	71,154
01/15/12*	Baltimore	Ravens, 20-13	71,547
10/21/12	Houston	Texans, 43-13	71,708
09/22/13	Baltimore	Ravens, 30-9	71,168
12/21/14	Houston	Texans, 25-13	71,771
11/27/17	Baltimore	Ravens, 23-16	70,357

* Divisional Playoff

NOVEMBER SUCCESS

Under John Harbaugh (since 2008), the Ravens own the NFL's best record in the month of November, going 34-13. Baltimore is also 21-4 at home in November under "Harbs," again, producing the NFL's best such mark (NE is second at 15-4).

BEST NFL RECORDS IN NOVEMBER (Since 2008 / John Harbaugh Era)

Rk.	Team	Record	Pct.
1.	Baltimore Ravens	34-13	.723
2.	New England Patriots	28-13	.683
3.	New Orleans Saints	30-16	.652

2019 RAVENS / TEXANS LEADERS

PASSING YARDS [TDs/INTs]

Lamar Jackson . . . 2,036 (15/5)	Deshaun Watson . . . 2,432 (18/5)
Robert Griffin III75 (1/1)	DeAndre Hopkins0 (0/1)

RUSHING YARDS [AVG.]

Lamar Jackson702 (6.6)	Carlos Hyde704 (4.7)
Mark Ingram II619 (5.0)	Duke Johnson287 (5.3)

RECEIVING YARDS [CATCHES]

Mark Andrews523 (44)	DeAndre Hopkins665 (68)
Marquise Brown454 (28)	Will Fuller V450 (34)
N. Boyle/W. Snead IV . . . 250 (n/a)	Kenny Stills367 (22)

POINTS

Justin Tucker82	Ka'imi Fairbairn62
Mark Ingram II50	Darren Fells36
Lamar Jackson36	Deshaun Watson30

INTERCEPTIONS [YARDS]

Marlon Humphrey2 (14)	Tashaun Gipson2 (79)
Marcus Peters2 (156)	Three Players1 (n/a)
Earl Thomas III2 (38)	n/an/a

SACKS [YARDS]

Matthew Judon4 (-32)	Whitney Mercilus5.5 (-41.5)
Pernell McPhee (IR)3 (-18)	J.J. Watt (IR)4 (-34.5)
Bowser / Onwuasor . . . 2 (n/a)	Brennan Scarlett3.5 (-7.5)

TACKLES

Patrick Onwuasor41	Zach Cunningham65
C. Clark / M. Humphrey . . . 33	Benardrick McKinney60

GROSS PUNTING [NET]

Sam Koch46.3 (41.8)	Bryan Anger47.6 (44.9)
-------------------------------	----------------------------------

FIELD GOALS [PCT.]

Justin Tucker . . . 17/17 (100.0)	Ka'imi Fairbairn . . .13/17 (76.5)
-----------------------------------	------------------------------------

PUNT RETURN YARDS [AVG.]

Cyrus Jones113 (9.4)	DeAndre Carter124 (8.9)
--------------------------------	---------------------------------

KICKOFF RETURN YARDS [AVG.]

Justice Hill227 (18.9)	DeAndre Carter158 (19.8)
----------------------------------	----------------------------------

2019 TALE OF THE TAPE

Category	Ravens	Texans
Record	7-2	6-3
Current Streak	Won 5	Won 2
Points Scored	300	238
TDs Scored	36	29
Rushing TDs Scored	15	10
Passing TDs Scored	16	18
TDs on Returns	5	1
Points Against	189	191
TDs Allowed	19	21
Rushing TDs Allowed	9	3
Passing TDs Allowed	9	18
TDs on Returns Allowed	1	0
Time of Poss. Avg.	34:07	31:31
KOR Avg. For	19.2	19.8
KOR Avg. Against	23.0	19.7
PR Avg. For	9.3	8.9
PR Avg. Against	5.7	2.8
Sacks	16	21
Sacks Allowed	19	25
Interceptions	8	5
Interceptions Thrown	6	6
Fumbles Lost/Recovered	4/6	5/9

RAVENS / TEXANS INFORMATION

RAVENS / TEXANS CONNECTIONS

Franchise Connections

- Ravens offensive coordinator **Greg Roman** served as the Texans' tight ends coach from 2002-03 and QBs coach from 2004-05.
- Baltimore **DE Ufomba Kamalu** spent two seasons (2016-17) with the Texans, appearing in 13 games (three starts) and tallying 11 tackles (8 solo) and 3 sacks.
- Ravens Midwest area scout **Dwaune Jones** participated in Houston's training camp as a wide receiver in 2002.
- Texans **WR DeAndre Carter** began his NFL career in Baltimore as a rookie free agent, spending the 2015 summer with the Ravens before being waived after training camp.
- Houston defensive line coach **Anthony Weaver** was selected by the Ravens in second round (52nd overall) of the 2002 NFL Draft. Weaver played in Baltimore for four seasons (2002-05), totaling 139 tackles (117 solo), 14.5 sacks, 5 FFs, 4 FRs, 1 INT and 14 PD.
- Texans senior corporate communications manager **Allie LeClair** started her career as an intern for the Ravens in the public relations department (2012).

Local Connections

- Texans head coach **Bill O'Brien** was the running backs coach at Maryland from 2003-04.
- Ravens assistant head coach/pass coord./WRs coach **David Culley** coached in Texas as the offensive coordinator/RBs/WRs coach at Texas-El Paso from 1989-90 and then as the wide receivers coach at Texas A&M from 1991-93.
- Baltimore offensive line coach **Joe D'Alessandris** coached the offensive line at Texas A&M in 1994.
- Ravens senior advisor to player engagement **O.J. Brigance** was a three-year starter at Rice and was born in Houston. Brigance is also a member of the university's Hall of Fame.
- The following Ravens players both hail from Texas and played their college football in the state: **OLB Tyus Bowser** (Tyler; University of Houston), **QB Robert Griffin III** (Copperas Cove; Baylor), **DT Daylon Mack** (Gladewater; Texas A&M), **S Earl Thomas III** (Orange; University of Texas) and **K Justin Tucker** (Austin; University of Texas).

LAST GAME VS. TEXANS: 2017

RAVENS 23, TEXANS 16

M&T Bank Stadium • Nov. 27, 2017 • Week 12

On Monday Night Football, Baltimore upended the Houston Texans, 23-16, behind a strong performance from the defense. OLB Terrell Suggs tallied 2 sacks and a clutch FF (recovered by DT Willie Henry) late in the fourth quarter, while S Tony Jefferson and DB/LB Anthony Levine Sr. registered INTs. The Texans, who entered the game with the NFL's sixth-ranked rushing offense, were limited to a season-low 66 rushing yards. Baltimore posted 139 rushing yards, with RB Alex Collins totaling a game-high 60 yards and 1 TD. The Ravens scored 10 points off of their takeaways, kept a drive alive with a completed pass on a fake punt (P Sam Koch to WR/RS Chris Moore for 22 yards), and converted a clutch fourth-and-1 to continue another TD series.

WEEK 10 AT CINCINNATI

RAVENS 49, BENGALS 13

Paul Brown Stadium • Nov. 10, 2019 • Week 10

The Ravens leaped to a 14-0, first-quarter lead that they extended to 28-3 in the second period and then continued to a 49-13 victory over the Bengals at Paul Brown Stadium last Sunday. QB Lamar Jackson produced his second perfect QB rating (158.3) of the season, throwing 3 TD passes and running for a fourth. Jackson became just the second player in NFL history to produce a perfect passer rating twice in a season (Ben Roethlisberger, 2007). Jackson rested in the fourth quarter and finished 15-of-17 – a Ravens' single-game completion percentage record (88.2) – for 223 yards, adding 65 more on the ground. Baltimore's defense joined the scoring party with CB Marcus Peters racing 89 yards with an interception (off QB Ryan Finley) for a TD and OLB Tyus Bowser grabbing a Finley fumble (caused by DL/FB Patrick Ricard) on his way to a 33-yard TD sprint. The Ravens' first-half TDs came on a pair of Jackson throws to TE Mark Andrews (2 and 17 yards), a RB Mark Ingram II 1-yard blast and Peters' pick-six. (It was Peters' third INT-TD of the season, 1 of which came with LAR.) With a 28-10 advantage in the third, Jackson produced one of the most memorable TD runs in team history, darting and dashing, including a 360-degree spin, on his way to a 47-yard trip to the end zone. Chants of "MVP" soon followed despite playing on the road. That made the score 35-10, which was increased to 49-10 after a Jackson-to-rookie WR Marquise Brown 20-yard score and Bowser's TD. The game was Jackson's 16th in the regular season as an NFL starter, and he has helped the Ravens to a 13-3 mark in that span – the final seven contests in 2018 (6-1) and the first nine of 2019 (7-2). Andrews led the Ravens with 6 catches, while Brown and TE Nick Boyle caught 4 each for 80 and 78 yards, respectively. RB Joe Mixon stood out for Cincinnati, rushing for 114 yards. The game completed the Ravens' first season sweep over the Bengals since 2011, and it was Baltimore's fifth-consecutive victory of the 2019 campaign.



RAVENS RADIO BROADCASTS

- The Ravens' 2019 radio team features Gerry Sandusky and former Ravens OLB Jarret Johnson. Sandusky, WBAL-TV 11's sports director, delivers the play-by-play for the broadcast team, while Johnson serves as a color analyst.
- Ravens games can be heard on 98Rock (97.9 FM), WBAL 1090 AM/101.5 FM, baltimoreravens.com, in the Ravens mobile app (when fans are in Baltimore) and on 26 regional affiliates. The network broadcast spans four states – Maryland, Pennsylvania, Delaware & Kentucky – and Washington, D.C.
- Additionally, Ravens games can be heard in Spanish on WDCN La Nueva 87.7 FM in the D.C. area. Games are called by David Andrade and Gustavo Salazar, with Ximena Lugo as producer.



RAVENS WINNING WAYS

TOP FRANCHISES / SINCE 2000

TOTAL WINS

1. New England Patriots . . . 263
2. Pittsburgh Steelers . . . 217
3. Indianapolis Colts . . . 208
4. Green Bay Packers . . . 204
5. Philadelphia Eagles . . . 200
- 6. BALTIMORE RAVENS . . . 198**

SUPER BOWL BERTHS

1. New England Patriots . . . 9
2. New York Giants . . . 3
- Pittsburgh Steelers . . . 3
- Seattle Seahawks . . . 3
- 5. BALTIMORE RAVENS . . . 2**
- Car., Den., Ind., Phi. . . . 2

SUPER BOWL TITLES

1. New England Patriots . . . 6
- 2. BALTIMORE RAVENS . . . 2**
- New York Giants . . . 2
- Pittsburgh Steelers . . . 2
- Den., GB, Ind., 1
- NO, Phi., Sea., TB 1

CONF. TITLE GAMES

1. New England Patriots . . 13
- Philadelphia Eagles 6
- Pittsburgh Steelers 6
- 4. BALTIMORE RAVENS 4**
- Green Bay Packers 4
- Indianapolis Colts 4

WINNING SEASONS

1. New England Patriots . . 18
2. Pittsburgh Steelers 15
3. Indianapolis Colts 14
- 4. Baltimore Ravens 13**
- GB, Phi. & Sea. 13

PLAYOFF BERTHS

1. New England Patriots . . 16
2. Indianapolis Colts 14
3. Green Bay Packers 13
4. Phi., Pit. & Sea. 12
- 7. BALTIMORE RAVENS 11**

PLAYOFF GAMES

1. New England Patriots . . 40
2. Indianapolis Colts 26
3. Pittsburgh Steelers 25
- Philadelphia Eagles . . . 25
- 5. BAL., GB, Sea. 24**

PLAYOFF WINS

1. New England Patriots . . 30
- 2. BALTIMORE RAVENS . . . 15**
- Pittsburgh Steelers 15
- Philadelphia Eagles . . . 14
5. Indianapolis, Seattle . . . 13

PLAYOFF PERFORMERS



In a magnificent effort showcasing thrilling performances by their defense, offense and special teams units, the Baltimore Ravens won Super Bowl XXXV with a 34-7 victory over the New York Giants. Allowing the Giants a meager 152 total net yards, New York's attack crossed midfield just twice, while Baltimore's "D" posted 4 INTs. LB Ray Lewis was named the game's MVP, capping an accolade-filled season in which he was also tabbed the NFL's Defensive Player of the Year.

Baltimore defeated San Francisco, 34-31, in Super Bowl XLVII, capturing the franchise's second World Championship. After an amazing first-half performance, the Ravens took a commanding 28-6 lead. But following a bizarre, 34-minute power outage that halted play, the 49ers stormed back into contention. Clinging to a 34-29 edge late in the game, the Ravens stood firm on a pivotal goal-line stand, jamming SF on four-straight plays inside the 7-yard line. QB Joe Flacco was named the game's MVP.

PLAYOFF PERFORMERS

PLAYOFF WINNING PERCENTAGE (Since 1970 Merger)

Rk.	Team	Record	Pct.
1.	New England Patriots*****	36-19	.655
2.	Baltimore Ravens**	15-9	.625
	New York Giants****	20-12	.625
4.	San Francisco 49ers*****	30-19	.612
5.	Pittsburgh Steelers*****	36-24	.600

* Number of Super Bowl Titles

JOHN HARBAUGH ERA [SINCE 2008]

PLAYOFF BERTHS

1. New England Patriots . . 10
2. Green Bay Packers 8
- 3. BALTIMORE RAVENS 7**
- Indianapolis Colts 7
- Pittsburgh Steelers 7
- Seattle Seahawks 7

TOTAL WINS

1. New England Patriots . . 158
2. Pittsburgh Steelers . . . 128
3. Green Bay Packers . . . 123
4. New Orleans Saints . . . 122
- 5. BALTIMORE RAVENS . . . 121**
6. Seattle Seahawks 115

PLAYOFF WINS

1. New England Patriots . . 16
- 2. BALTIMORE RAVENS . . . 10**
3. Green Bay Packers 9
- Seattle Seahawks 9
5. Pittsburgh Steelers 8

PLAYOFF GAMES

1. New England Patriots . . 23
- 2. BALTIMORE RAVENS . . . 16**
- Green Bay Packers 16
4. Seattle Seahawks 15
5. Pittsburgh Steelers 14

AFC TITLE GAMES

1. New England Patriots . . 8
- 2. BALTIMORE RAVENS . . . 3**
- Pittsburgh Steelers 3
4. Denver Broncos 2
- Indianapolis Colts 2
- New York Jets 2

PLAYOFF ROAD WINS

- 1. BALTIMORE RAVENS 7**
2. Green Bay Packers 5
3. New York Jets 4
4. Philadelphia Eagles 3
- San Francisco 49ers 3
6. Ind., LAC, NYG, Pit., Sea. . 2

REG. SEASON WINS

1. New England Patriots . . 142
2. Pittsburgh Steelers . . . 120
3. New Orleans Saints . . . 115
4. Green Bay Packers . . . 114
- 5. BALTIMORE RAVENS . . 111**
6. Indianapolis Colts . . . 106
- Seattle Seahawks 106

REG. SEASON HOME WINS

1. New England Patriots . . 80
2. Green Bay Packers . . . 69
- 3. BALTIMORE RAVENS . . . 68**
4. Pittsburgh Steelers . . . 67
5. New Orleans Saints . . . 65
6. Minnesota Vikings . . . 63
7. Seattle Seahawks 62

SUPER BOWL SUCCESS

The Baltimore Ravens are one of four franchises (New England, NY Giants and Pittsburgh) to win multiple Super Bowls since 2000.

HEAD COACH JOHN HARBAUGH

ALL-TIME RAVENS COACHING RECORDS

John Harbaugh is the third head coach in Baltimore Ravens history. He is the franchise's all-time winningest coach (121 total victories).

Coach	Seasons	Reg. Season	Playoffs	Total
John Harbaugh	2008-19	111-74	10-6	121-80
Brian Billick	1999-2007	80-64	5-3	85-67
Ted Marchibroda	1996-98	16-31-1	n/a	16-31-1

**SUPER BOWL
XLVII
CHAMPION**



HARBAUGH COACHING RECORDS (2008-19)

- Overall Career Record... 121-80
- Regular Season Record... 111-74
- at Home... 68-24
- on Road... 43-50
- vs. AFC... 84-55
- vs. AFC North... 43-27
- vs. NFC... 27-19
- Playoffs Record... 10-6
- Home Playoff Games... 2-1
- Road Playoff Games... 7-5
- Super Bowl Record... 1-0
- vs. Texans... 6-2 (1-0 playoffs)

RAVENS WINS UNDER HARBAUGH

Including playoffs (10-6), the Ravens are 121-80 since John Harbaugh's 2008 arrival, ranking as the NFL's fifth-most total wins.

TOTAL NFL WINS / INCLUDING PLAYOFFS / SINCE 2008

Rk.	Team	Total Wins
1.	New England Patriots	158
2.	Pittsburgh Steelers	128
3.	Green Bay Packers	123
4.	New Orleans Saints	122
5.	Baltimore Ravens	121

HARBS' RAVENS TENURE

Year	Record	Playoffs (Result)
2019	7-2	n/a
2018	10-6	0-1 (Advanced to Wild Card Round)
2017	9-7	No Playoff Berth
2016	8-8	No Playoff Berth
2015	5-11	No Playoff Berth
2014	10-6	1-1 (Advanced to Divisional Round)
2013	8-8	No Playoff Berth
2012	10-6	4-0 (Won Super Bowl XLVII)
2011	12-4	1-1 (Advanced to AFC Championship)
2010	12-4	1-1 (Advanced to Divisional Round)
2009	9-7	1-1 (Advanced to Divisional Round)
2008	11-5	2-1 (Advanced to AFC Championship)

AN ELITE GROUP

MOST PLAYOFF WINS BY A COACH / FIRST 11 SEASONS / ALL TIME

Coach (Team)	Playoff Wins	Seasons
Joe Gibbs (Was.)	15	1981-91
Chuck Noll (Pit.)	14	1969-79
Bill Belichick (Cle. & NE)	11	1991-95, 2000-05
John Harbaugh (Bal.)	10	2008-18
Pete Carroll (NE & Sea.)	10	1997-98, 2010-16
Mike McCarthy (GB)	10	2006-16
Andy Reid (Phi.)	10	1999-2009
George Seifert (SF & Car.)	10	1989-96, '99-'01
Bill Walsh (SF)	10	1979-88

HARBAUGH FAST FACTS

John Harbaugh has led the Ravens to a playoff berth in seven (2008-12, 2014 & 2018) of his 11 full seasons, and in 2012, captured the franchise's second Super Bowl title. Under "Harbs," the Ravens have secured an appearance in three AFC Championships (2008, 2011 & 2012).

Here are several Harbaugh quick hits:

- The Ravens are one of only six teams (NE – 10; GB – 8; Bal., Ind., Pit. & Sea. – 7) to earn at least seven postseason berths in the last 11 years. (Baltimore has won at least one game in six of those seven playoff campaigns.)
- The Ravens' 10 playoff wins since 2008 rank second only to New England's 16.
- "Harbs" is the only head coach in NFL history to win a playoff game in each of his first four and five seasons.
- John and his brother, Jim (formerly of the 49ers), are the only head coaches to advance to three conference title games in the first five years as NFL bosses.
- Harbaugh is the only coach in NFL history to win a playoff game in six of the first seven seasons of a coaching career.
- In 2012, Harbaugh became the third coach (with Bill Cowher & Chuck Knox) since the 1970 merger to guide his team to the playoffs in each of his first five seasons.
- Harbaugh owns the fourth-most playoff wins (10, tied) by a coach in his first 11 seasons all time. (See chart at left.)
- With the Ravens' 2014 playoff berth, Harbaugh became one of eight coaches in NFL history to make the postseason in six of their first seven seasons coaching.
- Of coaches to make the playoffs in at least seven of their first 11 years, "Harbs" is one of four active coaches to do so (Pete Carroll - 8, Andy Reid - 8 & Mike Tomlin - 8).
- Harbaugh, Tom Landry (Dal.) and Tom Coughlin (Jax./NYG) own the most road playoff wins (7) by a HC in NFL history.

HEAD COACH JOHN HARBAUGH

ACTIVE HEAD COACH WINNING PERCENTAGE

Baltimore Ravens head coach John Harbaugh owns the fourth-best winning percentage (.602) among active coaches (min. 75 games), compiling a strong 121-80 record (including playoffs).

ACTIVE HEAD COACHES / CAREER WINNING PERCENTAGE (Totals Include Regular Season and Playoff Games / Min. 75 Games)

Rk.	Coach	Team	Seasons	Record	Pct.
1.	Bill Belichick	Cle./NE	1991-95, 2000-19	300-135	.690
2.	Mike Tomlin	Steelers	2007-19	138-77-1	.641
3.	Sean Payton	Saints	2006-19	133-82	.619
4.	John Harbaugh	Ravens	2008-19	121-80	.602
5.	Andy Reid	Phi./KC	1999-2019	213-142-1	.600
6.	Mike Zimmer	Vikings	2014-19	55-37-1	.597
7.	Pete Carroll	NYJ/NE/Sea.	'94, '97-'99, '10-19	140-95-1	.595

HARBS' REG. SEASON TRENDS

On grass	52-36
Artificial turf	59-38
September	27-14
October	20-25
November	34-13
December	27-20
January	3-2
Leading at halftime	90-18
Leading after 3 quarters	98-16
When scoring first	82-25
Positive or even turnover ratio	87-31
Scoring 20 or more points	94-34
Scoring 30 or more points	41-5
Totaling 350 or more net yards	63-28
Rushing for 150 or more yards	39-9
Holding opp. under 250 net yards	39-6
Holding opp. under 21 points	91-15
Holding opp. under 15 points	64-7

POSTSEASON SUCCESS: ACTIVE COACHES

PLAYOFFS WIN PERCENTAGE (Min. 5 Games)

Rk.	Coach	Rec.	Pct.
1.	Bill Belichick	31-11	.738
2.	John Harbaugh	10-6	.625
3.	Dan Quinn	3-2	.600
4.	Sean Payton	8-6	.571
5.	Pete Carroll	10-8	.556

SUPER BOWL TITLES

1. Bill Belichick	6
2. John Harbaugh	1
Pete Carroll	1
Sean Payton	1
Doug Pederson	1
Mike Tomlin	1

HARBAUGH'S CAREER STOPS

Team	Position	Years
Baltimore Ravens	Head Coach	2008-19
Philadelphia Eagles	Secondary	2007
Philadelphia Eagles	Special Teams Coord.	1998-2006
Indiana University	DBs/Special Teams Coord.	1997
University of Cincinnati	Assistant Head Coach	1995-96
University of Cincinnati	TEs/OLBs/RBs/Special Teams	1989-94
Morehead State	DBs/ST Coord./S&C Coach	1988
University of Pittsburgh	Tight Ends	1987
Western Michigan	Graduate Assistant	1984-86

RAVENS UNDER HARBAUGH: SINCE 2008

3

AFC TITLE GAMES
(2nd Most - tied, Pit.)

7

ROAD PLAYOFF WINS
(NFL High)

10

PLAYOFF WINS
(2nd Most, NE - 16)

68

WINS AT HOME
(3rd Most)

121

TOTAL VICTORIES
(5th Most)

"I can't think of a coach I respect any more than John. He's got an amazing presence about him. Look what he's done. He's done great things for this organization."

- Jim Nantz, CBS Announcer, Dec. 2018



RAVENS SPECIAL TEAMS NOTES

HORTON INHERITS A RICH HISTORY

Following the retirement of longtime ST coordinator Jerry Rosburg, Chris Horton took over as the Ravens' special teams coach in 2019. Horton served as Rosburg's assistant for the past three seasons and now leads Baltimore's standout ST battery.

SIX PRO BOWLERS

• Six Ravens have earned eight combined Pro Bowl honors during the John Harbaugh Era (since 2008): ST Brendon Ayanbadejo (2008), K Billy Cundiff (2010), RS Jacoby Jones (2012), K Justin Tucker (2013 & 2016), LS Morgan Cox (2015 & 2016) and P Sam Koch (2015).

PRIME KICKER & PUNTER

• Two-time Pro Bowl K Justin Tucker, who the Ravens signed as a rookie free agent, owns the NFL's most FGs (254) since entering the NFL in 2012. With a 90.7% career success mark, "Tuck" is the most accurate kicker in league history (254-of-280 on FGAs). Earning his first Pro Bowl nod in 2015, P Sam Koch's 46.7 gross average ranked No. 9 in the NFL that season, while his 42.9 net average was No. 2. In 2017, Koch led the NFL in both punts inside the 10 (16) and the 20 (a franchise-record 40).

2018: ANOTHER RAVENS RETURN MAN SCORES BIG

• In 2018's Week 12 win vs. Oakland, Baltimore CB/RS Cyrus Jones posted a 70-yard punt return TD, marking the Ravens' first PR-TD since 10/15/17, when Michael Campanaro had a 77-yarder vs. Chicago. Dating back to 2011, six different Ravens have returned punts for touchdowns: Campanaro, Kaelin Clay, Tandon Doss, C. Jones, Jacoby Jones and Lardarius Webb.

RAVENS' BIG RETURNS IN JONES' MAGICAL SEASON

• Led by Pro Bowl RS Jacoby Jones in the 2012 Super Bowl season, Baltimore ranked first in the NFL in KOR average (27.3). Jones, who became the first player ever to record dual KORs of at least 105 yards in a career, tied for a league-leading 3 kick return TDs (2 KORs & 1 PR). He also tied an NFL record for longest KOR in a Super Bowl with his 108-yard KOR-TD. (In 2014's game at Pit., he added another 108-yarder to his resume, marking 4 total KOR-TDs over 100 yards in his career.)

BALTIMORE BLOCK PARTY

Since 2014, the Ravens own the NFL's fifth-most blocked kicks (13), including an NFL-high 4 (tied) in 2016.

BLOCKED KICKS / SINCE 2014

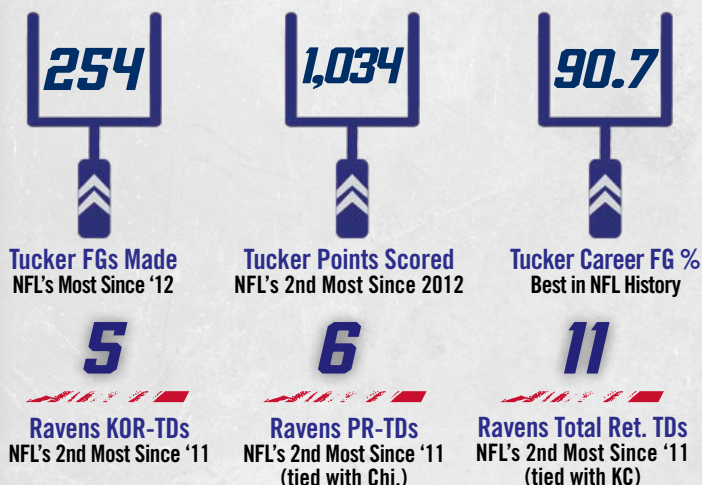
Rk.	Team	Blocks
1.	Philadelphia	17
2.	New England	16
3.	Miami	15
4.	Denver	14
5.	Baltimore	13

MOST BLOCKED KICKS (2016 Season)

Rk.	Team	Blocks
1.	Baltimore	4
	Miami	4
3.	Five Teams	3

RAVENS' 13 BLOCKS: BREAKDOWN (SINCE 2014)

Total Blocks ... 13	1st Qtr. 3	When Losing ... 8
FG Blocks 7	2nd Qtr. 1	When Winning ... 3
PAT Blocks 3	3rd Qtr. 3	When Tied 2
Punt Blocks 3	4th Qtr. 6	Record 9-4



SEVEN STRAIGHT IN TOP 6

In the past seven seasons (2012-18), in the annual special teams report from senior NFL writer Rick Gosselin, Baltimore has ranked in the NFL's Top 6 for seven-straight seasons. (Gosselin's report is recognized by NFL teams as a special teams measuring stick.)

RAVENS SPECIAL TEAMS RANKINGS IN RICK GOSSELIN'S ANNUAL REPORT (Past Seven Seasons)

Season	Ranking
2018	.6th
2017	.4th
2016	.5th
2015	.1st
2014	.5th
2013	.5th
2012	.2nd

No other NFL team has been in the Top 6 (or even the Top 10) in each of the past seven seasons.

TOP KOR AVERAGE

Since 2008, when John Harbaugh became the Ravens' head coach, Baltimore owns the NFL's No. 1 KOR average (24.9).

NFL KICKOFF RETURN AVERAGE (Since 2008 / Harbaugh's Baltimore Tenure)

Rk.	Team	KOR	Yards	Avg.	Long	TDs
1.	Baltimore Ravens	493	12,296	24.9	108t	7
2.	Minnesota Vikings	529	12,976	24.5	109t	10
3.	New York Jets	561	13,425	23.9	107t	7

RAVENS OFFENSIVE NOTES

ROMAN ELEVATED TO O.C.

Following the 2018 season, the Ravens named Greg Roman their offensive coordinator. Roman is a 21-year NFL coaching veteran who spent 2018 as the team's assistant head coach/TEs coach. He re-joined the Ravens in 2017 as a senior offensive assistant/TEs coach after his first stint with the team as an assistant O-line coach from 2006-07.

Previously, Roman was a successful "O" coordinator with the Buffalo Bills (2015-16) and San Francisco 49ers (2011-14). With each team, Roman worked with QBs who totaled their highest single-season passer ratings under his guidance: Tyrod Taylor (Bills – 99.4 in 2015), Colin Kaepernick (49ers – 98.3 in 2012) and Alex Smith (49ers – 104.1 in 2012).



TEAM RECORDS SET IN WEEK 1 OF 2019

On Sept. 8 at Miami, the Ravens established team records for most points (59) and yards (643) in a game, beating the Dolphins 59-10 on Kickoff Weekend. Here are the top marks in franchise history:

MOST TOTAL NET YARDS / RAVENS SINGLE-GAME HISTORY

Rk.	Yards	Date/Opp.	Result
1.	643	9/8/19 at Mia.	W, 59-10
2.	553	9/25/11 at STL	W, 37-7
3.	548	12/13/09 vs. Det.	W, 48-3
4.	533	12/23/12 vs. NYG	W, 33-14
5.	503	9/23/12 vs. NE	W, 31-30

MOST POINTS / RAVENS SINGLE-GAME HISTORY

Rk.	Points	Date/Opp.	Result
1.	59	9/8/19 at Mia.	W, 59-10
2.	55	11/11/12 vs. Oak.	W, 55-20
3.	49	11/10/19 at Cin.	W, 49-13
4.	48	Three Times	All Wins

Two of Baltimore's Top 3 all-time scoring outputs have occurred during the 2019 campaign.

MAKING THE MOST OF IT

Baltimore ranks first in the NFL in average time of possession per game, with a 34:07 mark. The Ravens have also scored the NFL's second-most offensive TDs (31, tied with Minnesota).

AVG. TIME OF POSS. / GAME

Rk.	Team	TOP
1.	Baltimore	34:07
2.	San Francisco	33:55
3.	New England	32:59

OFFENSIVE TDs

Rk.	Team	Off. TDs
1.	Seattle	32
2.	Baltimore	31
	Minnesota	31

RUN GAME FAST FACTS

- Under John Harbaugh, when rushing for at least 125 yards, the Ravens have produced a 62-14 record. Baltimore is 39-9 when rushing for at least 150 yards and 18-2 when tallying at least 200 under "Harbs."
- The Ravens' 1,775 rushing yards in 2019 are the most ever by a Baltimore offense through the first nine games of a season. In 2003, the Ravens tallied 1,517 rushing yards in the opening nine games.
- In the 16 regular season games QB Lamar Jackson has started, Baltimore has rushed for at least 200 yards nine times and 250 yards on four occasions. With Jackson as the starting QB, Baltimore has averaged 211.4 rushing yards per game (tops in the NFL).

2019 RANKINGS

2ND – TOTAL YPG

1ST – RUSH YPG

20TH – PASS YPG

1ST – PPG

TOP OFFENSIVE RANKINGS

Entering Week 11, Baltimore's offensive attack ranks No. 2 in yards per game and No. 1 in points per game.

2019 TOTAL OFFENSE

Rk.	Team	YPG
1.	Dallas	437.4
2.	Baltimore	421.7
3.	Kansas City	404.7
4.	Houston	396.7

2019 SCORING OFFENSE

Rk.	Team	PPG
1.	Baltimore	33.3
2.	New England	30.0
3.	Tampa Bay	28.9
4.	San Francisco	28.8

BIG PLAY "O"

Baltimore's "O" has been explosive through the first nine games of the 2019 campaign, producing the NFL's second-most (tied) big plays (any 10+ rush or 20+ pass).

TOTAL BIG PLAYS

Rk.	Team	Total Big Plays
1.	Minnesota	83 (46 rush, 37 pass)
2.	Baltimore	77 (47 rush, 30 pass)
	Dallas	77 (37 rush, 40 pass)

10+ YARD RUSHES

Rk.	Team	10+
1.	Baltimore	47
2.	Minnesota	46
3.	San Francisco	40

20+ YARD RUSHES

Rk.	Team	20+
1.	Baltimore	12
	Minnesota	12
3.	Houston	11

2.85 – Points per drive the Ravens average, ranking No. 1 in the NFL.

6.25 – Yards-per-play average by the Ravens, ranking as the NFL's third-best mark.

7 – Touchdowns the Ravens have scored on their last 7 drives in the red zone (100% eff.), dating back to Week 9's win over New England.


48.6 – Baltimore's success rate on third down, ranking No. 2 in the NFL.

RAVENS DEFENSIVE NOTES

WINK IS THE D.C.

In his first year (2018) as Baltimore's D.C., Don "Wink" Martindale led the Ravens' unit to a No. 1-overall ranking, allowing an NFL-best 292.9 yards per game. Baltimore also permitted the league's second-fewest points per game (17.9), just behind Chicago's 17.7. For his coaching efforts, Martindale was recognized by *SI/MMQB* as the Assistant Coach of the Year and was the *AP* NFL runner-up (then-Bears' DC Vic Fangio) for the same award.

The 2019 campaign marks Martindale's 15th season in the NFL, where he has also spent time with Oakland (2004-08) and Denver (2009-10). In 2010, he was Denver's D.C.



2019 "D" NUMBERS TO RAVE ABOUT

5 – Defensive TDs by the Ravens this season. Here are the most D-TDs in Ravens single-season history: 2004 - 7, 2006 - 6, 2008 - 6, 2015 - 5, 2019 - 5.

8 – Total TDs the Ravens have allowed in their last five games, which have all been wins.

61 – QB hits by the Ravens' defense in 2019, ranking as the NFL's fifth most.

35.3 – Defensive red zone TD% permitted by the Ravens during their five-game winning streak, ranking as the NFL's third-best mark since Week 5.

81.2 – Defensive passer rating for Baltimore in 2019, which stands as the NFL's fifth-best mark.

303.0 – Total yards allowed by Baltimore in the past five games (all victories), ranking as the NFL's eighth fewest since Week 5.

BALTIMORE: THE SHUTOUT CITY

Since 2017, 23 shutouts have been pitched by defenses throughout the NFL. Of those, a league-high 4 have come courtesy of the Ravens.

MOST SHUTOUTS (Since 1996 / Ravens' Inception)		MOST SHUTOUTS (Since 2017)	
Rk.	Team	Rk.	Team
1.	Baltimore Ravens	1.	Baltimore Ravens
2.	New England Patriots	2.	Den. / Jax.
	San Francisco 49ers		LAR / NE

RAVENS ALL-TIME "D" COORDINATORS

Don Martindale joined a long line of great Ravens defensive coordinators, four of whom have gone on to become NFL head coaches: Marvin Lewis (1996-2001), Mike Nolan (2002-04), Rex Ryan (2005-08) and Chuck Pagano (2011).

Don Martindale (2018-19)	Rex Ryan (2005-08)
Dean Pees (2012-17)*	Mike Nolan (2002-04)
Chuck Pagano (2011)	Marvin Lewis (1996-2001)*
Greg Mattison (2009-10)	* Super Bowl-winning DC

2019 RANKINGS

- 14TH** – TOTAL YPG
- 8TH** – RUSH YPG
- 20TH** – PASS YPG
- 13TH (T)** – PPG

In 2019, Baltimore leads the NFL with 5 defensive touchdowns (3 INTs & 2 FRs). The Ravens' 13 D-TDs since 2017 also rank as the NFL's most.

MOST DEFENSIVE TDs / 2019

Rk.	Team	D-TDs
1.	Baltimore	5
2.	New England	4
	NY Jets	4
4.	LAR, Pit.	3
	SF	3

MOST D-TDs / SINCE 2017

Rk.	Team	D-TDs
1.	Baltimore	13
2.	Chicago	10
	Jacksonville	10
	LA Rams	10
5.	Two Teams	9

RAVENS "D" UNDER HARBAUGH

Don Martindale leads a defensive unit that, during the John Harbaugh Era (2008-19), has been superb.

POINTS PER GAME ALLOWED

- New England ... 19.0
- Baltimore** 19.1
- Pittsburgh 19.2

TOUCHDOWNS ALLOWED

- Baltimore** 374
- Pittsburgh 386
- New England 401

TOTAL NET YARDS ALLOWED

- Pittsburgh 310.0
- Baltimore** 316.9
- NY Jets 325.0

OPPONENT PASSER RATING

- Baltimore** 79.4
- Buffalo 80.7
- Pittsburgh 82.6

RUSHING YARDS ALLOWED

- Pittsburgh 94.4
- Baltimore** 96.6
- Minnesota 101.6

THIRD-DOWN DEFENSE

- Denver 36.2
- Baltimore** 36.3
- Houston 36.5

SACK CITY, USA

In 2018's Week 6 win at the Titans, Baltimore racked up a franchise-best 11 sacks, tying for the second most by a team in league history. They also stand as the most in an NFL game since 2012 (SD, 11).

MOST SINGLE-GAME SACKS RAVENS HISTORY

- 10/14/18 at Ten.** 11
- 11/24/11 vs. SF 9
- 11/26/06 vs. Pit. 9
- 11/16/97 vs. Phi 9

Ravens' Big-Play "D" Scores Big: Baltimore is the first team since 1970 to record a defensive touchdown of at least 65 yards in three-consecutive games: Marcus Peters 89 INT at Cin. (11/10), Marlon Humphrey 70 FR vs. NE (11/3) & Marcus Peters 67 INT at Sea. (10/20).

RAVENS PERSONNEL NOTES



EVP & GM ERIC DECOSTA

Eric DeCosta's loyalty, love and pride for the Baltimore Ravens are unmatched. A pillar of the organization's well laid foundation, DeCosta has been with the franchise since Day One, first beginning as an intern during the inaugural 1996 season and then ascending to the personnel department's chief decision-maker in 2019.

Prior to being named executive vice president and general manager this past January – succeeding the legendary Ozzie Newsome – DeCosta, 48, received GM interview offers annually from multiple teams in recent years. However, he never seriously considered leaving Baltimore. Simply put, Eric's respect for – and thorough understanding of – the Ravens' culture aligned perfectly with his pursuit of a dream job.

24TH RAVENS SEASON

"The perfect word is seamless. He's had the experience of watching how Ozzie [Newsome] takes over a room – building a consensus, but [knowing] you have to make the final call. Building that strong consensus with great football minds is what has allowed Ozzie to have the success he's had, and I think Eric obviously understands that very well. The Ravens should be in great hands."

– ESPN's Mel Kiper Jr. on DeCosta's transition to GM

FIRST-ROUND FINDS

The Ravens have tabbed 24 players in the first round. These picks have earned 61 combined Pro Bowls, multiple Defensive POY Awards, two Super Bowl MVPs and three HOF selections.

RAVENS ALL-TIME FIRST-ROUND DRAFT PICKS

Year	Name	Pick	Pro Bowls
1996	T Jonathan Ogden* –	4	11
1996	LB Ray Lewis* ++ ~ –	26	13
1997	LB Peter Boulware*	4	4
1998	CB Duane Starks*	10	
1999	CB Chris McAlister*	10	3
2000	RB Jamal Lewis*=	5	1
2000	WR Travis Taylor	10	
2001	TE Todd Heap*	31	2
2002	S Ed Reed*+ –	24	9
2003	OLB Terrell Suggs*+	10	7
2003	QB Kyle Boller	19	
2005	WR Mark Clayton*	22	
2006	DT Haloti Ngata*	12	5
2007	G Ben Grubbs*	29	2
2008	QB Joe Flacco^ ~	18	
2009	T Michael Oher*	23	
2011	CB Jimmy Smith	27	
2013	S Matt Elam	32	
2014	LB C.J. Mosley*	17	4
2015	WR Breshad Perriman	26	
2016	T Ronnie Stanley	6	
2017	CB Marlon Humphrey	16	
2018	TE Hayden Hurst	25	
2018	QB Lamar Jackson	32	
2019	WR Marquise Brown	25	

* All-Rookie Team ^ Rookie of the Year (NFL.com Fan Vote)
 ~ Super Bowl MVP + Defensive Player of the Year Award
 = Offensive Player of the Year Award – Pro Football Hall of Fame

HOMEGROWN PRO BOWLERS

Year Drafted (Rd.)	Name	Pro Bowls
1996 (1st)	LB Ray Lewis	13
1996 (1st)	T Jonathan Ogden	11
2002 (1st)	S Ed Reed	9
2003 (1st)	OLB Terrell Suggs	7
2007 (3rd)	G Marshal Yanda	7
2006 (1st)	DT Haloti Ngata	5
1997 (1st)	OLB Peter Boulware	4
2014 (1st)	LB C.J. Mosley	4
1999 (1st)	CB Chris McAlister	3
2008 (2nd)	RB Ray Rice	3
2015 (RFA)	LS Morgan Cox #	2
2001 (1st)	TE Todd Heap	2
1996 (5th)	WR/RS Jermaine Lewis	2
2007 (4th)	FB Le'Ron McClain	2
2000 (6th)	OLB Adalius Thomas	2
2012 (RFA)	K Justin Tucker #	2
2007 (1st)	G Ben Grubbs	1
2013 (4th)	FB Kyle Juszczyk	1
2006 (6th)	P Sam Koch	1
2000 (1st)	RB Jamal Lewis	1
2002 (RFA)	LB Bart Scott #	1
2013 (3rd)	DT Brandon Williams	1

Undrafted rookie free agent **Bold indicates 2018 Pro Bowler**

22

Homegrown Ravens
Pro Bowlers

19

Drafted Ravens
To Earn Pro Bowl
Honors

3

Undrafted Rookies
To Earn Pro Bowl
Honors

Ravens' Three Hall of Famers: Jonathan Ogden (2013), Ray Lewis (2018) & Ed Reed (2019):

Baltimore has drafted three players (Ogden, Lewis & Reed) who were selected to the Pro Football Hall of Fame. For Ogden & Lewis, it was the first time ever two players were drafted in the same round (1st in 1996) by a team and reached the HOF in their initial year of eligibility.

RAVENS PERSONNEL NOTES

RAVENS DRAFT SUCCESS ACROSS THE BOARD

- 1ST** → Jonathan Ogden ('96), Ray Lewis ('96), Peter Boulware ('97), Chris McAlister ('99), Jamal Lewis ('00), Todd Heap ('01), Ed Reed ('02), Terrell Suggs ('03), Haloti Ngata ('06), Joe Flacco ('08), Jimmy Smith ('11), C.J. Mosley ('14), Ronnie Stanley ('16), Marlon Humphrey ('17)
- 2ND** → Jamie Sharper ('97), Ray Rice ('08), Torrey Smith ('11), Courtney Upshaw ('12), Kelechi Osemele ('12), Timmy Jernigan ('14)
- 3RD** → Casey Rabach ('01), Marshal Yanda ('07), Lardarius Webb ('09), Brandon Williams ('13), Crockett Gillmore ('14)
- 4TH** → Edwin Mulitalo ('99), Jarret Johnson ('03), Le'Ron McClain ('07), Dennis Pitta ('10), Kyle Juszczyk ('13), Alex Lewis ('16), Tavon Young ('16)
- 5TH** → Jermaine Lewis ('96), Dawan Landry ('06), Arthur Jones ('10), Pernell McPhee ('11), Rick Wagner ('13), Matthew Judon ('16)
- 6TH** → Adalius Thomas ('00), Chester Taylor ('02), Sam Koch ('06), Haruki Nakamura ('08), Tyrod Taylor ('11), Maurice Canady ('16)
- 7TH** → DeAngelo Tyson ('12), Michael Campanaro ('14)
- RFA** → Mike Flynn ('97), Priest Holmes ('97), Will Demps ('02), Bart Scott ('02), Ma'ake Kemoeatu ('02), Jameel McClain ('08), Dannell Ellerbe ('09), Morgan Cox ('10), Justin Tucker ('12), James Hurst ('14), Zach Orr ('14), Patrick Onwuasor, ('16) Michael Pierce ('16), Matt Skura ('16)

RAVENS 20/20 CLUB

The Ravens' "20/20 Club" includes members of the personnel staff who started with as young assistants and grew into evaluators with more input. The term "20/20" refers to hiring 20-year-olds for \$20,000. But according to Ozzie Newsome: "The guys actually started when they were a little older than 20 and for more than \$20,000, but that's what we call them."

RAVENS "20/20 CLUB" GRADUATES (Current Scouts)

Name	Joined Ravens	Current Title
George Kokinis	1991 (w/ Browns)	Dir. of Player Personnel
Eric DeCosta	1996	EVP & General Manager
Joe Hortiz	1998	Dir. of Player Personnel
Mark Azevedo	2005	Player Personnel Coor.
David Blackburn	2007	West Area Scout
Andrew Raphael	2013	Southeast Area Scout
Brandon Berning	2015	Midwest/SW Area Scout
Joey Cleary	2015	Northeast Area Scout
Patrick Williams	2016	College Scout
Corey Frazier	2017	Pro Scout

UNDRAFTED ROOKIE STREAK

Undrafted rookies LB Otaru Alaka and G Patrick Mekari made the Ravens' 2019 Week 1 roster, marking the 16th-straight season a RFA has made Baltimore's team. That stretch ties for the NFL's second-longest active streak.

CONSECUTIVE SEASONS W/ ROOKIE FA ON WEEK 1 ROSTER (Current NFL Streaks)

Rk.	Team	Seasons
1.	Indianapolis Colts	21
2.	Baltimore Ravens New England	16 16

SUPER BOWLS SINCE 2000

MOST SUPER BOWL CHAMPIONSHIPS (Since 2000 Season)




Titles	Team	Seasons
6	New England Patriots	'01, '03-04, '14, '16, '18
2	Baltimore Ravens	2000, '12
2	New York Giants	2007, '11
2	Pittsburgh Steelers	2005, '08

THE WIZARDRY OF OZ

Ozzie Newsome's legacy is unlike any the game has seen. Known throughout all of sports as a premier leader, Newsome is a Hall of Fame player, the architect of Baltimore's 2000 and 2012 Super Bowl championship teams and an elite evaluator who became the NFL's first African American GM. In 2019, his longtime top lieutenant, Eric DeCosta, took over as the Ravens' EVP & GM. However, Newsome maintains a significant role within the organization as its executive VP.

OZZIE NEWSOME CAREER SNAPSHOT

- NFL's first African American General Manager (promoted in 2002)
- Architect of Ravens 2000 & 2012 Super Bowl Championship Teams
- NFL Executive of the Year (2000)
- Pro Football Hall of Fame (class of 1999)
- State of Alabama Hall of Fame (class of 1995)
- National Football Foundation College Hall of Fame and NCAA Hall of Fame (class of 1994)
- 13-Year NFL Tight End with Cleveland Browns (1978-90)
- Three-Time Pro Bowler (1981, 1984-85)
- Four-Time Cleveland Touchdown Club Offensive Player of the Year
- Member of NFL Policy-Making Groups: Competition Comm. & Player Care Found. Board



IRONMEN / TURNOVERS NOTES

CARR IS THE IRON HORSE

CB Brandon Carr's 185-consecutive starts rank as the NFL's longest active streak among defensive players. They stand second overall among all NFL players.

NFL CONSECUTIVE GAMES STARTED / CURRENT STREAKS

Rk.	Player	Games
1.	QB Philip Rivers (LAC)	218
2.	CB Brandon Carr (Bal.)	185
3.	LB Ryan Kerrigan (Was.)	137
4.	DE Cameron Jordan (NO)	122
	T Mitchell Schwartz (KC)	122
	QB Russell Wilson (Sea.)	122

RAVENS IRONMEN

RAVENS CONSECUTIVE GAMES PLAYED / ACTIVE STREAKS

Rk.	Player	Games
1.	Sam Koch	217
2.	Justin Tucker	121
3.	Anthony Levine Sr.	105

RAVENS CONSECUTIVE GAMES PLAYED / ALL-TIME STREAKS

Rk.	Player	Games	Years
1.	Sam Koch	217	2006-present
2.	Jarret Johnson	129	2003-11
3.	Joe Flacco	122	2008-2015
4.	Justin Tucker	121	2012-present
5.	Peter Boulware	111	1997-2003

RAVENS ALL-TIME GAMES PLAYED

Rk.	Player	Games	Years
1.	Terrell Suggs	229	2003-18
2.	Ray Lewis	228	1996-2012
3.	Sam Koch	217	2006-present
4.	Matt Stover	207	1996-2008
5.	Jonathan Ogden	177	1996-2007
6.	Marshal Yanda	171	2007-present
7.	Joe Flacco	163	2008-18
8.	Ed Reed	160	2002-12
9.	Morgan Cox	143	2010-present
	Jarret Johnson	143	2003-11
11.	Chris McAlister	135	1999-2008
	Haloti Ngata	135	2006-14
13.	Kelly Gregg	134	2001-10
14.	Mike Flynn	133	1998-2007
	Todd Heap	133	2001-10

TWO DURABLE RAVENS

Among active NFL players, P Sam Koch (217) & CB Brandon Carr (185) each rank first at their respective positions for current streaks of most consecutive games played.

CONSECUTIVE GAMES PLAYED / CURRENT NFL STREAKS

PUNTERS

1.	Sam Koch (Bal.)	217
2.	Brett Kern (Ten.)	186
3.	Dustin Colquitt (KC)	178

CORNERBACKS

1.	Brandon Carr (Bal.)	185
2.	Casey Hayward (LAC)	90
3.	Byron Jones (Dal.)	73

TURNOVER MARGIN SINCE 2008

Since John Harbaugh's 2008 Baltimore arrival, the Ravens have produced the NFL's fifth-best turnover differential (+47).

NFL's TOP TURNOVER DIFFERENTIALS

(Since 2008 / John Harbaugh Era)

Rk.	Team	Takeaways	Giveaways	Turnover Diff.
1.	New England	334	184	+150
2.	Green Bay	310	208	+102
3.	Seattle	302	238	+64
4.	Kansas City	296	236	+60
5.	Baltimore	297	250	+47
6.	Carolina	323	281	+42

* Ravens (+4) tie for seventh in the NFL in 2019.

TURNOVER MARGIN AT HOME

Baltimore owns a +52 differential at home during the John Harbaugh Era, ranking as the league's fourth-best mark.

NFL's TOP TURNOVER DIFFERENTIALS / AT HOME

(Since 2008 / John Harbaugh Era)

Rk.	Team	Takeaways	Giveaways	Turnover Diff.
1.	Green Bay	177	94	+83
	New England	173	90	+83
3.	Seattle	166	113	+53
4.	Baltimore	161	109	+52

TURNOVER TABLE SINCE 2000

Year	TA/TO	Plus/Minus	Record
2019	14/10	+4	7-2
2018	17/20	-3	10-6
2017	34/17	+17	9-7
2016	28/23	+5	8-8
2015	14/28	-14	5-11
2014	22/20	+2	10-6
2013	24/29	-5	8-8
2012	25/16	+9	10-6
2011	26/24	+2	12-4
2010	27/20	+7	12-4
2009	32/22	+10	9-7
2008	34/21	+13	11-5
2007	23/40	-17	5-11
2006	40/23	+17	13-3
2005	26/36	-10	6-10
2004	34/23	+11	9-7
2003	41/38	+3	10-6
2002	31/32	-1	7-9
2001	28/36	-8	10-6
2000	49/26	+23	12-4
Total	569/504	+65	183-130

THE RAVENS ARE...

Since 2000, here are the Ravens' records in a game:

When turnover ratio is +2 or better	81-5
When turnover ratio is +1 or better	116-17
When turnover ratio is even	34-25
When turnover ratio is negative	32-86

THAT M&T MAGIC

HOME UNDER HARBS

Under John Harbaugh (since 2008) the Ravens own the NFL's third-best home winning percentage (.739), going 68-24 at M&T Bank Stadium.

NFL'S BEST REGULAR SEASON HOME RECORDS (John Harbaugh Era / Since 2008)

Rk.	Team	Record	Pct.
1.	New England Patriots	80-12	.870
2.	Green Bay Packers	69-23-2	.745
3.	Baltimore Ravens	68-24	.739
4.	Pittsburgh Steelers	67-27	.713
5.	New Orleans Saints	65-28	.699

RAVENS DEFEND THE BANK

The Ravens have been outstanding at home since they arrived in Baltimore. Below are their respective home records and corresponding NFL rankings during several periods.

RAVENS HOME RECORDS / NFL RANKINGS

Time Period (Milestone)	Record	NFL Rank
Since 2010 (Past Nine-Plus Seasons)	56-20	3
Since 2008 (John Harbaugh's Arrival)	68-24	3
Since 2000 (First Super Bowl Season)	113-42	2
Since 1998 (M&T Bank Stadium Opened)	121-50	3
Since 1996 (Team's Inception)	128-58-1	4

HOME "D" UNDER HARBS (SINCE 2008)

16.9	74.5	302.0
POINTS ALLOWED PER GAME (NFL'S BEST)	OPPONENT PASSER RATING (NFL'S BEST)	YARDS ALLOWED PER GAME (NFL'S BEST)

Dating back to 2008, the Ravens have outscored opponents 2,313 to 1,559 at home. In their 68 wins during this span, the margin of victory has been 13.9 points per game.

The Ravens own a +754 point differential at home under John Harbaugh, ranking No. 3 in the NFL (NE is +1,190 & GB is +816).

Baltimore is 32-0 under Harbaugh when allowing 12 points or fewer at home, which it did twice (TB - 12 & Buf. - 3) in 2018.

HOME "D" DOMINANCE DATES WAY BACK

The Ravens' "D" has been stout at home for many seasons. Since 2003, Baltimore ranks at the top in several key categories:

BEST NFL DEFENSES AT HOME / SINCE 2003

POINTS PER GAME (Fewest Allowed)

1. Baltimore	16.7
2. New England	16.9
3. Pittsburgh	18.3

TOTAL DEFENSE (Fewest Yards Allowed)

1. Baltimore	295.4
2. Pittsburgh	298.5
3. Seattle	313.7

INTERCEPTIONS

1. New England	161
2. Baltimore	160
3. Green Bay	157

SACKS

1. Minnesota	375
2. Pittsburgh	365
3. Baltimore	344

HOME FAST FACTS

- Under John Harbaugh, the Ravens are 21-4 in November home games, producing the NFL's best such record. The Ravens have won 19 of their past 22 home games during the month.
- Under Harbaugh, the Ravens are 18-3 in September home games. The Ravens have won 21 of their past 24 home games in the month of September (dating back to 2006).
- The Ravens are 18-8 at home in the month of December under Harbaugh and 38-16 in such games during their history.
- Under Harbaugh (since 2008), Baltimore has gone 18-5 against NFC teams at M&T Bank Stadium, producing the best home record by an AFC squad vs. the "other" conference.
- Baltimore has won 21 of its last 26 home games vs. NFC teams.
- In their history, the Ravens have hosted 18 games when the temperature was below 40 degrees. Baltimore is 15-3 in such games.
- Baltimore is 8-1 at home in November against AFC North foes under Harbaugh. Overall under Harbaugh, the Ravens are 23-10 in home games played against AFC North foes.
- Baltimore has won 19 of its last 27 home games vs. AFC North foes.
- The Ravens are 13-3 at home all time against teams from the West Coast (Oak. - 6-1, SD - 3-1, SF - 2-0 and Sea. - 2-1).

BEST HOME DEFENSE

Baltimore has permitted an NFL-best 16.9 ppg at home during the John Harbaugh Era. Under "Harbs," the Ravens are 30-0 at home when allowing 10 points or fewer. In 19 of those games, the Ravens gave up no more than 7 points.

FEWEST POINTS/GAME ALLOWED AT HOME

(Since 2008 / John Harbaugh Era)

Rk.	Team	PPG
1.	Baltimore	16.9
2.	New England	18.0
3.	Pittsburgh	18.7



ALL-TIME RESULTS / TRENDS

RAVENS ALL-TIME RECORDS

	Overall Record	Home	Away
Overall.....	207-169-1	129-58-1	78-111
In M&T Bank Stadium (since 1998).....	122-50	122-50	n/a
Coached by Ted Marchibroda.....	16-31-1	11-12-1	5-19
Coached by Brian Billick.....	80-64	50-22	30-42
Coached by John Harbaugh.....	111-74	68-24	43-50
vs. AFC Teams.....	160-131	100-51	60-80
vs. AFC North.....	61-45	36-17	25-28
vs. AFC Central (1996-2001).....	26-28	13-14	13-14
vs. AFC East.....	25-21	18-5	7-16
vs. AFC South.....	18-17	12-5	6-12
vs. AFC West.....	26-20	17-7	9-13
vs. NFC Teams.....	52-39-1	34-10-1	18-29
vs. NFC North.....	8-8	6-2	2-6
vs. NFC Central (1996-2001).....	3-5	3-1	0-4
vs. NFC East.....	13-9-1	8-2-1	5-7
vs. NFC South.....	12-8	6-4	6-4
vs. NFC West.....	16-9	11-1	5-8
On Monday Night Football.....	12-11	5-2	7-9
On Thursday Night Football.....	7-5	6-1	1-4
On Saturday.....	4-1	2-0	2-1
On Sunday Night Football.....	15-13	9-3	6-10
In Overtime.....	13-13-1	7-4-1	6-9
Ravens Shutout Wins.....	14-0	6-0	8-0
In Season Openers.....	13-11	8-4	5-7
Indoors.....	6-15	n/a	6-15

Note: Baltimore has played in Houston's Reliant/NRG Stadium five times (3-2), Indy's Lucas Oil Stadium twice (0-2), Dallas' Texas Stadium once (1-0) and Atlanta's Mercedes-Benz Stadium once (1-0). Three of those games at Reliant Stadium (12/13/10, 10/21/12 & 12/21/14) came when the roof was closed, meaning those games were "indoors," while the other games listed are considered "outdoors" due to open roofs.

In August.....	0-1	0-1	0-0
In September.....	50-32	32-8	18-24
In October.....	39-52	20-20	19-32
In November.....	59-39-1	36-13-1	23-26
In December.....	54-41	38-16	16-25
In January.....	5-4	3-0	2-4

RAVENS RESULTS WHEN...

Team	Since 2000	Since 2008	2019	Offense	Since 2000	Since 2008	2019
Record.....	183-130	111-74	7-2	Scoring 20 or more points.....	145-49	94-34	7-2
vs. AFC North (since 2002).....	61-45	43-27	3-1	Scoring 30 or more points.....	61-7	41-5	4-0
vs. AFC.....	138-98	84-55	5-2	Having 20 or more first downs.....	88-52	66-33	6-2
vs. NFC.....	45-32	27-19	2-0	Totaling 350 or more net yards.....	88-43	63-28	5-2
Home.....	114-42	69-24	3-1	At least 35 minutes time of poss.....	53-7	33-5	5-0
Away.....	69-88	43-50	4-1	Rushing for 150 or more yards.....	64-17	39-9	5-2
On grass.....	90-72	52-36	5-2	When not throwing an INT.....	103-24	65-17	5-1
Artificial turf.....	93-58	59-38	2-0	With a 100-yard rusher.....	60-22	32-9	4-1
Outdoors.....	178-118	105-66	7-2	Without a 100-yard rusher.....	123-108	79-65	3-1
Indoors.....	5-12	4-7	0-0	With a 100-yard receiver.....	40-23	27-16	2-0
September.....	42-25	27-14	2-2	Without a 100-yard receiver.....	143-107	84-58	5-2
October.....	36-41	20-25	3-0	With a 300-yard passer.....	23-19	20-14	1-0
November.....	54-27	34-13	2-0	Without a 300-yard passer.....	160-111	91-60	6-2
December.....	46-34	27-20	0-0	Defense	Since 2000	Since 2008	2019
January.....	5-3	3-2	0-0	When scoring a defensive TD.....	48-7	26-5	3-0
Leading at halftime.....	145-24	90-18	6-0	When returning an INT for a TD.....	35-3	17-2	2-0
Trailing at halftime.....	27-93	14-51	0-2	When returning a fumble for a TD.....	15-4	11-3	3-0
Tied at halftime.....	11-13	7-5	1-0	Recording 3 or more sacks.....	98-39	52-25	2-0
Tied after 3 quarters.....	4-7	2-3	0-0	Holding opp. under 250 net yards.....	55-6	39-6	1-0
Leading After 3 quarters.....	156-18	98-16	6-0	Holding opp. under 21 points.....	147-36	91-15	6-0
Trailing after 3 quarters.....	24-104	11-58	1-2	Holding opp. under 15 points.....	112-16	64-7	2-0
Decided by 7 points or fewer.....	75-72	44-48	3-1	Allowing a 100-yard rusher.....	18-29	11-18	1-1
Decided by 3 points or fewer.....	42-40	26-26	1-0	Not allowing a 100-yard rusher.....	164-102	100-56	6-1
When scoring first.....	128-40	82-25	6-1	Allowing a 100-yard receiver.....	38-41	21-25	1-1
When not scoring first.....	56-90	29-49	1-1	Not allowing a 100-yard receiver.....	146-88	90-49	6-1
Positive or even turnover ratio.....	151-43	87-31	6-1	Allowing a 300-yard passer.....	24-29	16-21	1-2
Negative turnover ratio.....	32-87	24-43	1-1	Not allowing a 300-yard passer.....	158-101	95-53	6-0
Winning penalty ratio.....	81-54	50-28	2-1				
Losing penalty ratio.....	89-66	52-38	4-1				
Overtime.....	10-11	7-8	1-0				
When returning a KOR for a TD.....	5-3	5-2	0-0				
When returning a PR for a TD.....	9-3	5-1	0-0				

LAMAR JACKSON NOTES

THE YEAR OF LAMAR

- X Jackson has produced two perfect passer ratings this season (at Cin. & at Mia.), making him one of two QBs in NFL history (Ben Roethlisberger, 2007) to attain the pristine 158.3 mark twice in a single season.
- X Jackson is the only player in NFL history to produce at least 2,000 passing yards and 700 rushing yards through a season's first nine games.
- X Jackson's 702 rushing yards in 2019 are the most by a QB through the first nine games of a season. He is on pace to break Michael Vick's single-season QB rushing record (1,039) with a projected 1,248 clip.
- X Jackson has posted at least 60 rushing yards in six-straight games, tying (Michael Vick, 2004) for the most consecutive 60+ rushing outputs by a QB in NFL single-season history.
- X In Week 6's victory over Cincinnati, Jackson became the first player ever to pass for 200 yards (236) and rush for 150 yards (152) in a regular season game. (Colin Kaepernick also accomplished this feat in a 2013 playoff game.)
- X Michael Vick (8), Russell Wilson (4) and Jackson (4) own the most "double-triples" (at least 100 rushing and passing yards in the same game) in league history.

LAMAR JACKSON



2019 STATS

6 — RUSHING TDs
15 — PASSING TDs
702 — RUSHING YARDS
2,036 — PASSING YARDS

100-YARD RUSHING GAMES (Quarterbacks / Single-Season NFL History)

1. Lamar Jackson (2019)	3
Russell Wilson (2014)	3
Michael Vick (2006)	3
Michael Vick (2004)	3

CAREER 100-YARD RUSHING GAMES (Quarterbacks / NFL History)

1. Michael Vick	10
2. Lamar Jackson	4
Russell Wilson	4
4. Randall Cunningham	3
Bobby Douglass	3
Donovan McNabb	3
Cam Newton	3
Tobin Rote	3

NFL RUSHING LEADERS (2019 Season)

1. Dalvin Cook (Min.)	991
2. Christian McCaffrey (Car.)	989
3. Nick Chubb (Cle.)	919
4. Chris Carson (Sea.)	853
5. Derrick Henry (Ten.)	832
6. Leonard Fournette (Jax.)	831
7. Josh Jacobs (Oak.)	811
8. Ezekiel Elliott (Dal.)	788
9. Marlon Mack (Ind.)	753
10. Carlos Hyde (Hou.)	704
11. Lamar Jackson (Bal.)	702

250 PASSING / 120 RUSHING

In Week 2's win over Arizona, QB Lamar Jackson became the only player in NFL history to throw for at least 250 yards and rush for at least 120 yards in a regular season game.

MOST PASSING YARDS / QBs TO RUSH FOR 100 YARDS

Player	Date/Opp.	Pass Yds	Rush Yards
Cam Newton	12/20/15 vs. NYG	340	100
Russell Wilson	10/19/14 vs. STL	313	106
Colin Kaepernick	11/27/16 vs. Mia.	296	113
Cam Newton	12/9/12 vs. Atl.	287	116
Cam Newton	10/12/14 vs. Cin.	284	107
Lamar Jackson	9/15/19 vs. Ari.	272	120

JACKSON IS THE ONLY PLAYER IN LEAGUE HISTORY TO POST AT LEAST 120 RUSHING YARDS AND 250 PASSING YARDS IN A REGULAR SEASON GAME [9/15/19 VS. ARI.]. HE'S ALSO THE ONLY PLAYER EVER TO PASS FOR 200 YARDS [236] AND RUSH FOR 150 YARDS [152] IN A REGULAR SEASON GAME [10/13/19 VS. CIN.].

LAMAR JACKSON NOTES

WHAT A START

In Week 1 at Miami (9/8), QB Lamar Jackson completed 17 of 20 passes for 324 yards, 5 TDs and 0 INTs for a perfect 158.3 passer rating. He is one of nine QBs in NFL history with at least 300 passing yards, 5 TDs and a 158.3 rating in a game.

QUARTERBACKS w/ 300 YARDS, 5 TDs & A 158.3 RATING (NFL History)

Player	Date/Opp.	Cmp-Att.	Pct.	Yards	TDs
Aaron Rodgers	10/20/19 vs. Oak.	25-31	80.6	429	5
Deshaun Watson	10/6/19 vs. Atl.	28-33	84.8	426	5
Lamar Jackson	9/8/19 at Mia.	17-20	85.0	324	5
Ben Roethlisberger	11/8/18 vs. Car.	22-25	88.0	328	5
Jared Goff	9/27/18 vs. Min.	26-33	78.8	465	5
Nick Foles	11/3/13 at Oak.	22-28	78.6	406	7
Drew Brees	11/30/09 vs. NE	18-23	78.3	371	5
Tom Brady	10/21/07 at Mia.	21-25	84.0	354	6
Peyton Manning	9/28/03 at NO	20-25	80.0	314	6

PASSING TOUCHDOWNS

RAVENS SINGLE-GAME HISTORY

Quarterback/Date/Opp.	TDs
Lamar Jackson, 9/8/19 at Mia.	5
Joe Flacco, 10/12/14 at TB.	5
Tony Banks, 9/10/00 vs. Jax.	5

COMPLETION PCT.

RAVENS SINGLE-GAME HISTORY

Quarterback/Date/Opp.	Pct.
Lamar Jackson, 11/10/19 at Cin.	88.2
Lamar Jackson, 9/8/19 at Mia.	85.0
Joe Flacco, 11/1/09 vs. Den.	80.0

PASSER RATING

RAVENS SINGLE-GAME HISTORY

Quarterback/Date/Opp.	Rate
Lamar Jackson, 11/10/19 at Cin.	158.3
Lamar Jackson, 9/8/19 at Mia.	158.3
Joe Flacco, 10/12/14 at TB.	149.7

JACKSON IS THE YOUNGEST QB IN NFL HISTORY TO PRODUCE A PERFECT PASSER RATING. INCREDIBLY, HE'S DONE IT TWICE.

CONSECUTIVE PASSES, NO INTs

RAVENS ALL-TIME HISTORY

Quarterback/Dates	Passes
Lamar Jackson, 11/25/18-9/29/19	248
Joe Flacco, 9/25/16-10/23/16	176
Eric Zeier, 11/9/97-9/20/98	175

WITH JACKSON AT THE HELM

In QB Lamar Jackson's 16-career regular season starts (since Week 11 of 2018)...

- X He has thrown for 3,150 yards, 20 TDs and 8 INTs, with a 63.0 completion percentage. He has also tallied 1,258 rushing yards and 10 TDs.
- X Baltimore ranks second in total yards per game (405.9).
- X The Ravens have rushed for 211.4 yards per game, by far the NFL's best average. (Seattle is second at 148.4.)
- X Baltimore stands second in third-down conversion percentage, posting a 46.6 success mark.
- X The Ravens have scored 29.8 points per game, ranking second best in the NFL.
- X Baltimore has scored an NFL-high 23 rushing TDs, 10 of which have come from Jackson.
- X Jackson has produced 1,258 rushing yards, ranking seventh best among all NFL rushers. Among QBs, he stands first, with Josh Allen (751) in second place.
- X Baltimore's 132 "big plays" (any 10+ rush or 20+ pass) tie Seattle for the NFL's most.
- X Baltimore is 13-3 with Jackson at the helm. His 13 wins in his first 16 starts tie for the NFL's fourth most by an NFL QB over the first 16 starts in the last 30 years (see below).

MOST WINS THROUGH FIRST 16 STARTS

MOST WINS BY A STARTING QUARTERBACK (FIRST 16 STARTS OF AN NFL CAREER / LAST 30 YEARS)

Rk.	Quarterback	Record
1.	Ben Roethlisberger (Pit.)	15-1
2.	Jimmy Garoppolo (NE/SF)	14-2
	Philip Rivers (SD)	14-2
4.	Lamar Jackson (Bal.)	13-3
	Tom Brady (NE)	13-3
	Marc Bulger (STL)	13-3
	Dak Prescott (Dal.)	13-3
	Kurt Warner (STL)	13-3

START QB VICTORIES

MOST WINS BY A STARTING QUARTERBACK (SINCE WEEK 11 OF 2018 / JACKSON'S FIRST NFL START)

Rk.	Quarterback	Record
1.	Russell Wilson (Sea.)	14-3
2.	Lamar Jackson (Bal.)	13-3
3.	Tom Brady (NE)	12-3
4.	Dak Prescott (Dal.)	11-5
	Deshaun Watson (Hou.)	11-5

MARSHAL YANDA NOTES

STANDING GUARD

G Marshal Yanda, considered one of the greatest to ever wear a Ravens uniform, has earned seven-career Pro Bowls, which tie (Terrell Suggs) for fourth in franchise history. In 2019, only four active NFL O-linemen have played in more games than Yanda, who stands at 171 contests.

MOST PRO BOWLS (Ravens History)

LB Ray Lewis.....	13
T Jonathan Ogden.....	11
S Ed Reed.....	9
OLB Terrell Suggs.....	7
G Marshal Yanda.....	7



MOST GAMES PLAYED (Active NFL O-Linemen)

T Andrew Whitworth (LAR) ..	208
T Jason Peters (Phi.)	198
T Donald Penn (Was.).....	187
T Joe Staley (SF).....	177
G Marshal Yanda (Bal.) ...	171



Bengals DT Geno Atkins on Marshal Yanda:

"When I tell my son or daughter about football [someday], I'll tell them he was one of the best guards I went up against in the league. He's got nastiness, he's physical, and he has finesse. He's strong, but if you try to beat him with a little finesse, he can handle that, too, because he's got good feet. He's got the whole package."

DID YOU KNOW?

- G Marshal Yanda is one of 17 players in NFL history to earn at least 7 Pro Bowls as a guard. Of those, Yanda is one of just five (Larry Allen, Ed Budde, Alan Faneca & Gene Upshaw) to win a Super Bowl.
- Yanda has played in 171 games (160 starts), ranking as the second-most games played among O-linemen in Ravens history (Jonathan Ogden – 177).

A SEASONED PRO

G Marshal Yanda's seven Pro Bowls tie (Maurkice Pouncey & Trent Williams) for second among active O-linemen (Jason Peters' nine are first).

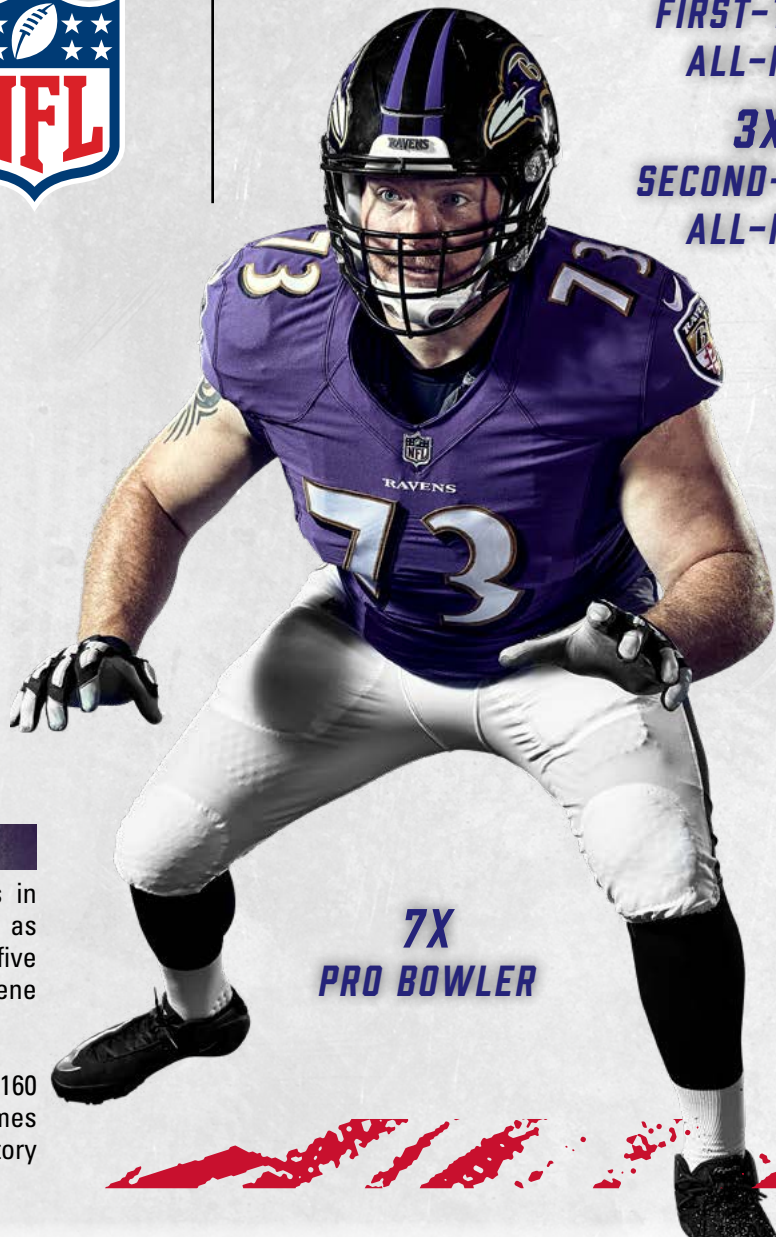
Yanda's seven Pro Bowls rank as the most among active NFL guards.

MOST PRO BOWLS / ACTIVE O-LINEMEN

Rk.	Player (Team)	Pro Bowls
1.	T Jason Peters (Phi.).....	9
2.	G Marshal Yanda (Bal.).....	7
	C Maurkice Pouncey (Pit.).....	7
	T Trent Williams (Was.).....	7

2X
FIRST-TEAM
ALL-PRO

3X
SECOND-TEAM
ALL-PRO



7X
PRO BOWLER

MARSHAL YANDA

MARK INGRAM II NOTES



**2X
PRO BOWLER**

INGRAM II'S YPC RANKS NO. 1

Dating back to 2014, RB Mark Ingram II's 4.75 YPC average ranks No. 1 among active NFL RBs (min. 600 attempts).

NFL YARDS-PER-CARRY AVERAGE / SINCE 2014

Rk.	Player	Att.	Yards	Avg.	TDs	LG
1.	Mark Ingram II (Bal.)	1,088	5,164	4.75	47	75
2.	Ezekiel Elliott (Dal.)	1,046	4,836	4.62	34	60
3.	Derrick Henry (Ten.)	688	3,125	4.54	30	99
4.	Tevin Coleman (SF)	620	2,735	4.41	23	65
5.	Le'Veon Bell (NYJ)	1,128	4,925	4.37	29	81

In Week 3 at KC, RB Mark Ingram II produced 3 rushing TDs for the second time (11/12/17) in his standout career. It marked the fifth 3-TD rushing performance ever by a Raven, as Ray Rice (2011), Willis McGahee (2010) and Jamal Lewis (2006 & 2003) also accomplished the feat.

TOUCHDOWN MACHINE

Among active RBs, Mark Ingram II's 47 rushing scores since 2014 are the league's second most (Todd Gurley – 52). Among active RBs overall, his 58 rushing TDs rank as the league's fourth most.

RUSHING TOUCHDOWNS (Active RBs / Since 2014)

1. Todd Gurley (LAR)..... 52
2. **Mark Ingram II (Bal.)..... 47**
3. Latavius Murray (NO) 38
4. Ezekiel Elliott (Dal.)..... 34
5. David Johnson (Ari.)..... 33

RUSHING TOUCHDOWNS (Active Running Backs)

1. Adrian Peterson (Was.)... 107
2. Frank Gore (Buf.) 79
3. LeSean McCoy (KC)..... 71
4. **Mark Ingram II (Bal.)..... 58**
5. Todd Gurley (LAR)..... 52

2019 NFL RUSHING LEADERS

RB Mark Ingram II ranks 12th in the NFL in rushing yards (619), while QB Lamar Jackson (702) stands No. 11. The duo has combined for 1,321 rushing yards for the NFL's No. 1 ground attack.

MOST NFL RUSHING YARDS / 2019 SEASON

Rk.	Player	Att.	Yards	Avg.	TDs	LG
1.	Dalvin Cook (Min.)	203	991	4.88	10	75
2.	Christian McCaffrey (Car.)	185	989	5.35	11	84
3.	Nick Chubb (Cle.)	174	919	5.28	6	88
4.	Chris Carson (Sea.)	200	853	4.26	4	59
5.	Derrick Henry (Ten.)	187	832	4.45	8	68
6.	Leonard Fournette (Jax.)	174	831	4.78	1	81
7.	Josh Jacobs (Oak.)	168	811	4.83	7	51
8.	Ezekiel Elliott (Dal.)	178	788	4.43	6	27
9.	Marlon Mack (Ind.)	178	753	4.23	3	63
10.	Carlos Hyde (Hou.)	149	704	4.72	3	58
11.	Lamar Jackson (Bal.)	106	702	6.62	6	47
12.	Mark Ingram II (Bal.)	123	619	5.03	8	53

MARK INGRAM II

2019 RUSH TDs

NFL RUSHING TOUCHDOWNS / 2019

Rk.	Player	TDs
1.	Aaron Jones (GB).....	11
	Christian McCaffrey (Car.)....	11
3.	Dalvin Cook (Min.).....	10
4.	Mark Ingram II (Bal.)..... 8	
	Derrick Henry (Ten.).....	8

2019 Rushing Quick Hits:

- ✗ Entering Week 11, RB Mark Ingram II has scored 8 rushing TDs, tying for the NFL's fourth most.
- ✗ Ingram II has produced at least 6 rushing TDs in six-straight seasons, marking the NFL's longest such active streak.
- ✗ Not since Adrian Peterson (seven, from 2007-13) has an NFL player scored at least 6 rushing TDs in six-straight seasons.
- ✗ Seven of Ingram II's 8 rushing TDs in 2019 have come on the road.
- ✗ Ingram II has tallied three 100-yard rushing games this season and 18 overall for his career. In Week 9's win over NE, he posted 115 yards on 15 carries.



MARK ANDREWS & MARQUISE BROWN NOTES

THE ANDREWS IMPACT

2019 NFL RECEIVING LEADERS / TIGHT ENDS

RECEIVING YARDS

Rk.	Tight End	Yards
1.	Travis Kelce	741
2.	Austin Hooper	608
3.	Darren Waller	588
4.	George Kittle	541
5.	Zach Ertz	527
6.	Mark Andrews	523

REC. TOUCHDOWNS

Rk.	Tight End	TDs
1.	Darren Fells	6
	Austin Hooper	6
3.	Mark Andrews	5
4.	Will Dissly	4
	Kyle Rudolph	4

RECEPTIONS

Rk.	Tight End	Rec.
1.	Austin Hooper	56
	Travis Kelce	56
3.	Darren Waller	51
4.	George Kittle	46
	Zach Ertz	46
6.	Mark Andrews	44
	Evan Engram	44

20+ YARD RECEPTIONS

Rk.	Tight End	20+ Rec.
1.	Mark Andrews	10
2.	Travis Kelce	8
3.	Zach Ertz	7
	George Kittle	7

MARK IT DOWN

In 2018, Ravens TE Mark Andrews ranked No. 1 among rookie NFL tight ends in receiving yards (552) and No. 3 in receptions (34).

RECEIVING YARDS (NFL Rookie TEs / 2018)

1.	Mark Andrews (Bal.)	552
2.	Chris Herndon (NYJ)	502
3.	Dallas Goedert (Phi.)	334

RECEPTIONS (NFL Rookie TEs / 2018)

1.	Chris Herndon (NYJ)	39
2.	Ian Thomas (Car.)	36
3.	Mark Andrews (Bal.)	34

ANDREWS SETS ROOKIE TE MARK

In 2018, TE Mark Andrews set the record for most receiving yards (552) and receptions (34) in a season by a Ravens' rookie TE, breaking Maxx Williams' 2015 marks.

RECEIVING YARDS / ROOKIE TIGHT ENDS (Franchise History)

Rk.	Player (Season)	Yards
1.	Mark Andrews (2018)	552
2.	Maxx Williams (2015)	268
3.	Todd Heap (2001)	206

2019 ROOKIE RECEIVING LEADERS

Among rookies entering Week 11, WR Marquise Brown ranks No. 3 in the NFL in receiving yards (454). His 28 catches stand sixth.

NFL ROOKIE RECEIVING YARDS LEADERS (2019 Season)

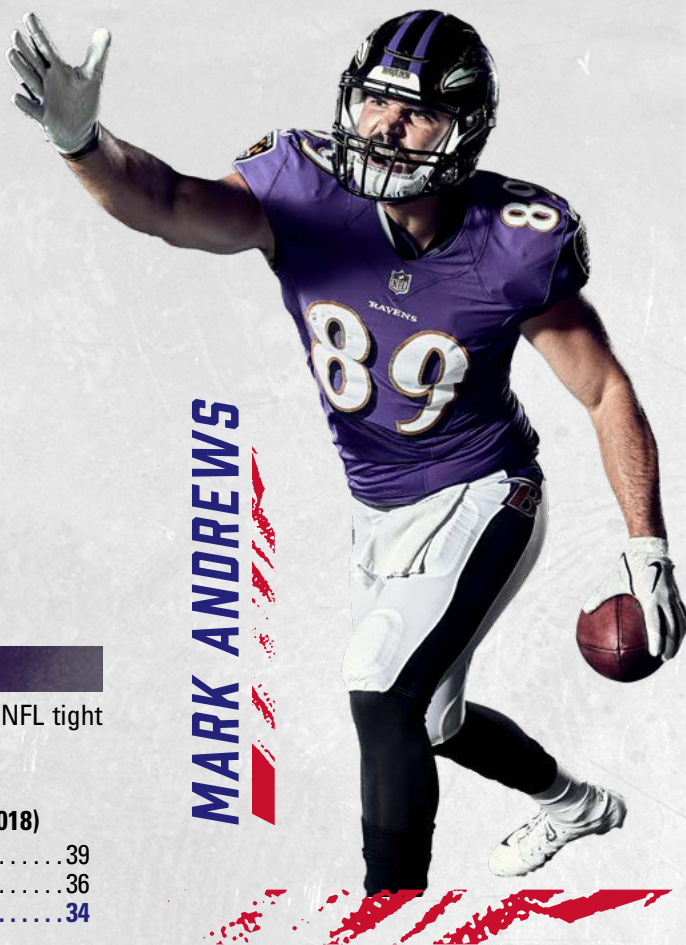
Rk.	Player	Rec. Yards	Rec.	Avg.	TDs
1.	D.K. Metcalf (Sea.)	595	35	17.0	5
2.	Terry McLaurin (Was.)	497	32	15.5	5
3.	Marquise Brown (Bal.)	454	28	16.2	4
4.	A.J. Brown (Ten.)	446	27	16.5	3
5.	Mecole Hardman (KC)	437	21	20.8	5
6.	Preston Williams (Mia.)	428	32	13.4	3

A FAST START FOR BROWN

Rookie WR Marquise Brown registered 233 yards in his first two games, tying for the third most by a player in the first two games of an NFL career since the 1970 merger.

MOST RECEIVING YARDS / WR'S FIRST TWO PRO GAMES (Since 1970)

Rk.	Player	Rec. Yards	Rec.	Avg.	TDs
1.	Anquan Boldin (Ari.)	279	18	15.5	2
2.	Louis Lipps (Pit.)	260	10	26.0	3
3.	Marquise Brown (Bal.)	233	12	19.4	2
	Jim Brim (Min.)	233	14	16.6	2



MARK ANDREWS

MARQUISE BROWN



EARL THOMAS III NOTES

SAFETY THEFTS

S Earl Thomas III has posted 30 career INTs, which rank No. 1 among active NFL safeties. He has registered a career-high 5 INTs in a season three separate times (2010, 2013 & 2015).

MOST INTERCEPTIONS / ACTIVE NFL SAFETIES

Rk.	Defender	INTs	Yards	TDs
1.	Earl Thomas III (Bal.)	30	455	2
2.	Eric Weddle (LAR)	29	467	4
3.	Kurt Coleman (Buf.)	21	238	2
	Reshad Jones (Mia.)	21	361	4
	Harrison Smith (Min.)	21	397	4

MOST SEASONS W/ 5-PLUS INTS (Active NFL Safeties)

Rk.	Player	Seasons
1.	Earl Thomas III (Bal.)	.3 ('10, '13, '15)
2.	Eric Weddle (LAR)	2 ('11, '17)
	Harrison Smith (Min.)	2 ('14, '17)



6 PRO BOWLS FOR EARL

S Earl Thomas III's six Pro Bowl selections tie for the fifth most among active NFL defenders. He and Eric Weddle tie to own the most among active NFL safeties.

MOST PRO BOWLS / ACTIVE NFL DEFENDERS

Rk.	Player (Team)	Pro Bowls
1.	Patrick Peterson (Ari.)	8
2.	Geno Atkins (Cin.)	7
	Von Miller (Den.)	7
	Terrell Suggs (Ari.)	7
5.	Earl Thomas III (Bal.)	6
	Luke Kuechly (Car.)	6
	Clay Matthews (LAR)	6
	Gerald McCoy (Car.)	6
	Eric Weddle (LAR)	6

ACTIVE INTS LEADERS

MOST INTERCEPTIONS / NFL DEFENDERS (Since 2010 / Thomas' First Season)

Rk.	Player	INTs
1.	Richard Sherman (SF)	35
2.	Earl Thomas III (Bal.)	30
3.	Marcus Peters (Bal.)	26
	Devin McCourty (NE)	26
	Aqib Talib (Mia.) (IR)	26
6.	Eric Weddle (LAR)	25

Don Martindale on Earl Thomas III:

"We didn't have to raid Area 51 to go get him. We got him in free agency. (laughter) The guy is just a consummate pro. He's a rock. I don't know if anybody has shaken his hand yet or anything else, but he is a physical specimen. He loves football, and that's what he wants to talk about, is football."

DID YOU KNOW?

- S Earl Thomas III helped the Seahawks produce five Top 5 defenses (yards allowed) during his nine-year Seattle tenure, including the NFL's No. 1 unit in both 2013 and 2014.
- Thomas III twice played in the Super Bowl (2013 & 2014 seasons), helping Seattle capture the Super Bowl XLVIII title vs. Den.

3X
FIRST-TEAM
ALL-PRO

2X
SECOND-TEAM
ALL-PRO

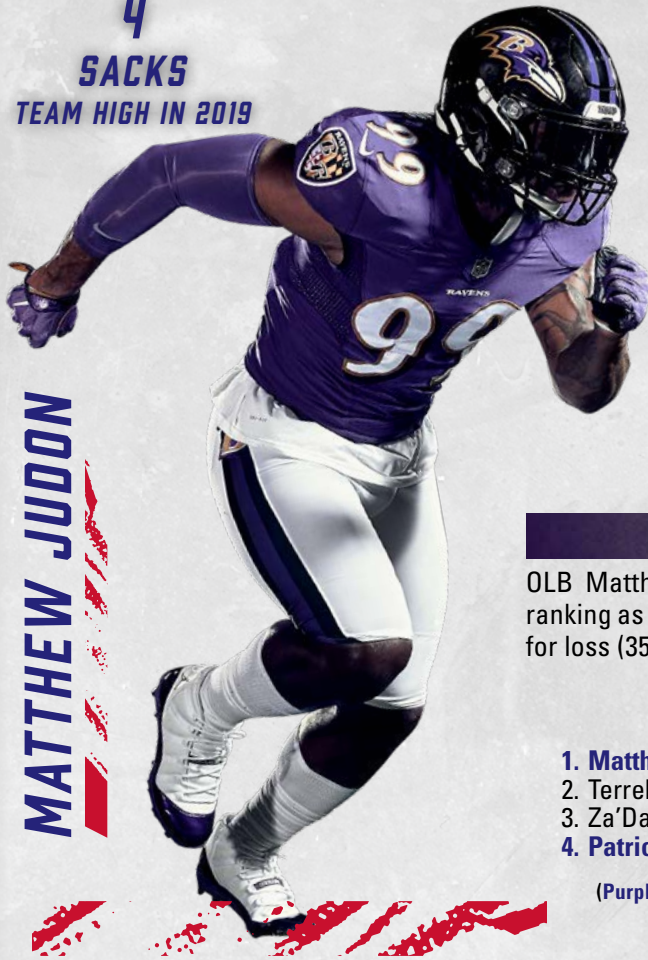
6X
PRO BOWLER

EARL THOMAS III



MATTHEW JUDON & MARCUS PETERS NOTES

4
SACKS
TEAM HIGH IN 2019



MATTHEW JUDON

ALL-AROUND DEFENDERS

OLB Matthew Judon is one of seven NFL defenders to register at least 120 tackles, 55 QB hits, 35 TFL and 15 sacks since 2017.

SINCE 2017 / NFL DEFENDERS WITH AT LEAST 120 TACKLES, 55 QB HITS, 35 TFL & 15 SACKS

Defender	Tackles	Sacks	TFL	QB Hits
Calais Campbell (Jax.)	177	30.5	41	68
Aaron Donald (LAR)	130	37	53	80
Chandler Jones (Ari.)	135	41.5	46	64
Cameron Jordan (NO)	141	33	42	63
Matthew Judon (Bal.)	129	19	35	57
Demarcus Lawrence (Dal.)	147	29.5	35	60
Von Miller (Den.)	134	28.5	36	59

BACKFIELD DISTURBANCE

OLB Matthew Judon has registered 19 sacks since the 2017 campaign, ranking as Baltimore's most. Judon has also posted the Ravens' most tackles for loss (35) since 2017. Judon has tallied a team-best 4 sacks in 2019.

RAVENS SACKS (Since 2017)

- 1. Matthew Judon** 19
2. Terrell Suggs 18
3. Za'Darius Smith 12
- 4. Patrick Onwuasor** 8.5

RAVENS TACKLES FOR LOSS (Since 2017)

- 1. Matthew Judon** 35
2. Terrell Suggs 24
3. C.J. Mosley 17
- 4. Patrick Onwuasor** 15

(Purple Indicates Current Raven)

PICK ARTIST

Since entering the NFL in 2015, CB Marcus Peters' 6 INT-TDs rank No. 1 among all defenders, as do his 26 career INTs. This season, Peters has produced an NFL-best 3 INT-TDs, 2 of which have come with Baltimore and the other with the Rams before he was traded in October.

NFL INTERCEPTION LEADERS (Since 2015 / Peters' 1st Season)

- 1. Marcus Peters** 26
2. Reggie Nelson (NOR) 16
- Darius Slay 16

NFL INT-TD LEADERS (Since 2015 / Peters' 1st Season)

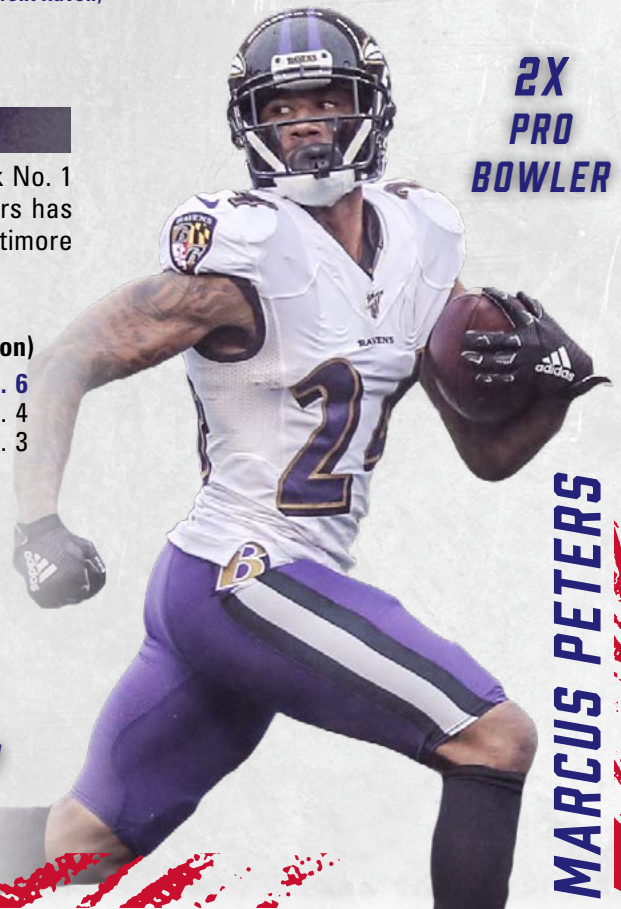
- 1. Marcus Peters** 6
2. Aqib Talib 4
3. Eight Players 3

TAKEAWAY MACHINE

- CB Marcus Peters has scored 7-career defensive TDs (6 INT & 1 FR), which stand as the NFL's most since 2015.
- Peters leads all NFL CBs in FRs (6) since entering the league in 2015. He has posted 32 total takeaways (26 INTs & 6 FRs).
- Peters' 6 INT-TDs tie Hall of Famer Lem Barney for the second most ever by a player in his first five seasons. Only Hall of Famer Ken Houston (9) had more.

1X
FIRST-TEAM
ALL-PRO

1X
SECOND-TEAM
ALL-PRO



2X
PRO
BOWLER

MARCUS PETERS

BRANDON WILLIAMS & MARLON HUMPHREY NOTES

WILLIAMS ANCHORS RUN "D"

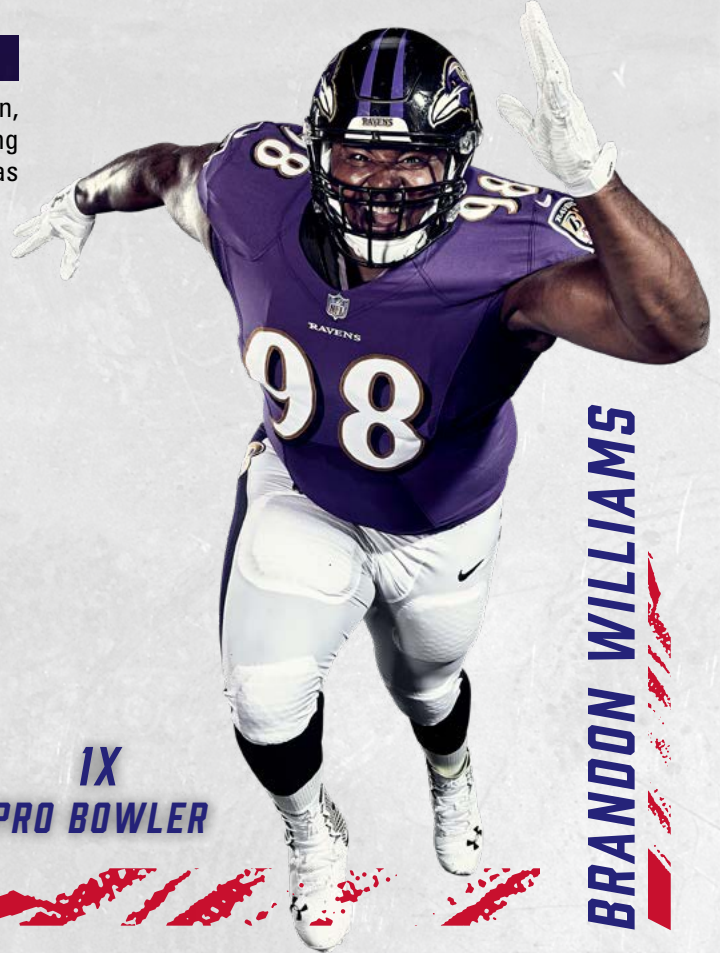
Pro Bowl DT Brandon Williams is one of the NFL's top D-linemen, helping Baltimore regularly produce a stout run defense. Dating back to '14, when he became a full-time starter, Baltimore has been especially stout vs. opposing ground games.

NFL RUSHING YARDS ALLOWED PER GAME (Since 2014)

1. Baltimore Ravens	94.7
2. Seattle Seahawks	97.1
3. Houston Texans	97.8
4. Pittsburgh Steelers	99.4
5. Denver Broncos	101.2

NFL RUSHING AVG. YARDS PER CARRY ALLOWED (Since 2014)

1. Denver Broncos	3.85
2. New York Jets	3.86
3. Baltimore Ravens	3.88
4. Houston Texans	3.93
Seattle Seahawks	3.93



BRANDON WILLIAMS

1X
PRO BOWLER

2
FUMBLE
RECOVERY
TDs
2019 NFL HIGH



MARLON HUMPHREY

TEAM MVP
2018 SEASON
VOTED BY LOCAL MEDIA

2019 RAVENS PASS DEFENDERS

INTERCEPTIONS	PASSES DEFENSED
1. Marlon Humphrey . . . 2	1. Marlon Humphrey . . . 9
Marcus Peters 2	2. Brandon Carr 5
Earl Thomas III 2	3. Earl Thomas III 4
4. Josh Byner 1	4. Four Players 3
Maurice Canady 1	

SHUTDOWN CORNER

- X Humphrey has registered the NFL's ninth-best defensive passer rating (76.5) among all CBs (min. 40 targets) in 2019.
- X He has 2 INTs, 9 PD, 2 FFs and 3 FRs, two of which he returned for TDs (70-yarder vs. NE & 18-yarder at Sea.).
- X Humphrey's 70-yard FR-TD vs. NE is the longest fumble recovery return in Ravens franchise history.
- X On 10/6 at Pittsburgh, Humphrey made a clutch forced fumble on WR JuJu Smith-Schuster and recovered the ball, helping set up K Justin Tucker's game-winning, 46-yard FG in Baltimore's 26-23 OT victory.
- X Entering Week 11, Humphrey is one of three NFL defenders to post at least 2 INTs, 2 FFs and 2 FRs (3).

BRANDON CARR NOTES

A STANDOUT VET

CB Brandon Carr has posted 6 INTs as a Raven, tying (Marlon Humphrey & Eric Weddle) for the most over the past two-plus seasons (since 2017, when he arrived in Baltimore). Carr's 137 career PD stand as the third most among active NFL players.

BALTIMORE INTERCEPTIONS (Since Carr's 2017 Ravens Arrival)

Rk.	Player	INTs
1.	Brandon Carr	6
	Marlon Humphrey	6
	Eric Weddle.....	6
4.	Jimmy Smith	5
5.	C.J. Mosley	3



MOST NFL PASSES DEFENSED BY ACTIVE DEFENDERS

(Since 2008 / Carr's First Season)

Rk.	Player	PD
1.	Johnathan Joseph (Hou.)	154
2.	Tramon Williams (GB)	144
3.	Brandon Carr (Bal.)	137
4.	Joe Haden (Pit.)	129
5.	Aqib Talib (Mia.) (IR)	125



WHAT A STARTING STREAK

CB Brandon Carr's 185-consecutive starts rank as the NFL's longest active streak among defensive players. They stand second overall among all NFL players.

NFL CONSECUTIVE GAMES STARTED (Current NFL Streaks)

Rk.	Player	Games
1.	QB Philip Rivers (LAC).....	218
2.	CB Brandon Carr (Bal.)	185
3.	LB Ryan Kerrigan (Was.)	137
4.	DE Cameron Jordan (NO).....	122
	T Mitchell Schwartz (KC).....	122
	QB Russell Wilson (Sea.).....	122

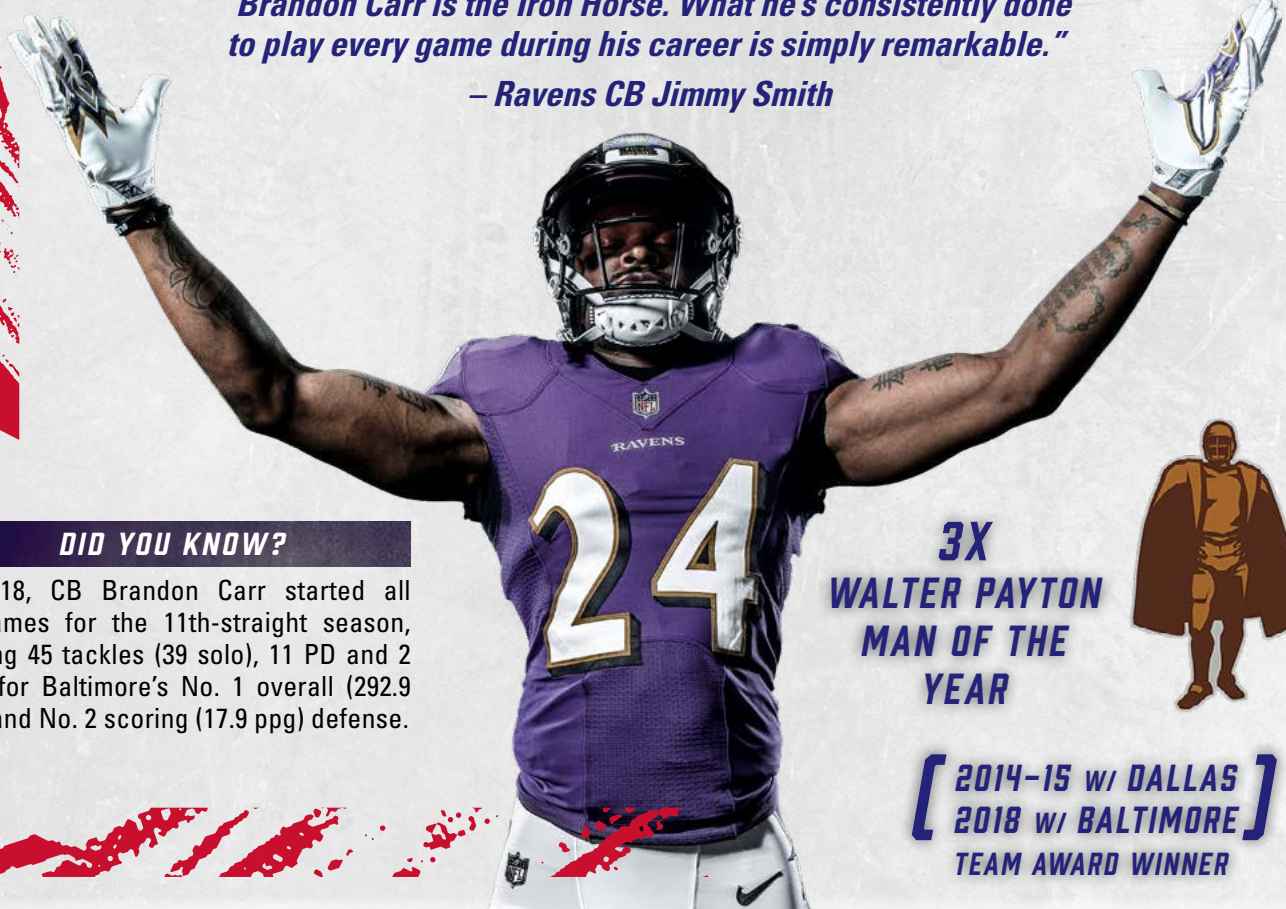
MOST CAREER GAMES PLAYED (Active NFL Defenders)

Rk.	Player	Games
1.	Terrell Suggs (Ari.)	239
2.	Mike Adams (Hou.)	211
3.	Antoine Bethea (NYG).....	203
4.	Eric Weddle (LAR)	194
5.	Johnathan Joseph (Hou.)... 193	
	Tramon Williams (GB).....	193
7.	Thomas Davis (LAC)	186
8.	Brandon Carr (Bal.)	185

"Brandon Carr is the Iron Horse. What he's consistently done to play every game during his career is simply remarkable."

— Ravens CB Jimmy Smith

BRANDON CARR



DID YOU KNOW?

In 2018, CB Brandon Carr started all 16 games for the 11th-straight season, posting 45 tackles (39 solo), 11 PD and 2 INTs for Baltimore's No. 1 overall (292.9 ypg) and No. 2 scoring (17.9 ppg) defense.

**3X
WALTER PAYTON
MAN OF THE
YEAR**



**[2014-15 w/ DALLAS
2018 w/ BALTIMORE]
TEAM AWARD WINNER**

JUSTIN TUCKER NOTES

TUCKER RANKS NO. 1

K Justin Tucker, the most accurate kicker ever, has hit 254 of 280 FGAs to post a 90.7% success mark. In 2018, he scored a franchise-record 141 points for the third-straight season, becoming the NFL's only kicker to surpass the 140 mark in each of the past three full years (2016-18).

BEST CAREER FIELD GOAL PERCENTAGE (NFL History / Min. 100 Att.)

Rk.	Player	FGM	FGA	Pct.
1.	Justin Tucker (Bal.)	254	280	90.7
2.	Josh Lambo (Jax.)	112	127	88.2
3.	Stephen Gostkowski (NE)	374	428	87.4
4.	Dan Bailey (Min.) Robbie Gould (SF)	222 371	256 428	86.7 86.7

TUCKER TIDBITS

- Since PATs were moved back to the 15-yard line in 2015, Tucker (162-of-164) has produced the NFL's best PAT percentage (98.8).
- Tucker's 93.1 career FG% when kicking on grass (148-of-159) ranks as the NFL's best of all time.
- Tucker's 94.0 career FG% in the second half/OT (125-of-133) ranks as the NFL's best second half/OT mark of all time.
- Tucker is a seven-time AFC Special Teams Player of the Month, ranking four more than legends S Ed Reed & K Matt Stover for the most POM awards in Ravens history. (Tucker has also earned a team-record 11 AFC ST Player of the Week honors.)
- Tucker's 6 FGs on 12/16/13 at Detroit set a team record and a single-game NFL high in 2013. He became the first NFL kicker ever to connect from the 20-, 30-, 40-, 50- & 60-yard range in a game.

**7X
AFC ST
PLAYER OF
MONTH**

TUCKER'S GAME-WINNERS

14

CAREER GAME-WINNING FGs BY K JUSTIN TUCKER

- 2019: Week 5 at Pit., 46 yds OT
- 2018: Week 11 vs. Cin., 24 yds
- 2016: Week 3 at Jax., 53 yds
- 2016: Week 2 at Cle., 49 yds
- 2015: Week 11 vs. STL, 47 yds
- 2015: Week 8 vs. SD, 39 yds
- 2015: Week 4 at Pit., 52 yds OT
- 2014: Week 3 at Cle., 32 yds
- 2013: Week 15 at Det., 61 yds
- 2013: Week 10 vs. Cin., 46 yds OT
- 2013: Week 5 at Mia., 44 yds
- 2012: Div. at Den., 47 yds 2OT
- 2012: Week 12 at SD, 38 yds OT
- 2012: Week 3 vs. NE, 27 yds



JUSTIN TUCKER

**3X
FIRST-TEAM
ALL-PRO**

**1X
SECOND-TEAM
ALL-PRO**

**2X
PRO BOWLER**



JUSTIN TUCKER NOTES

TUCK'S CHART TALK

MOST FIELD GOALS MADE / SINCE 2012

Rk.	Player (Team)	FGM
1.	Justin Tucker (Bal.)	254
2.	Stephen Gostkowski (NE)	233
3.	Stephen Hauschka (Buf.)	209
	Adam Vinatieri (Ind.)	209
5.	Matt Prater (Det.)	200

MOST NFL POINTS / SINCE 2012

Rk.	Player (Team)	Points
1.	Stephen Gostkowski (NE)	1,063
2.	Justin Tucker (Bal.)	1,034
3.	Matt Prater (Det.)	910
4.	Adam Vinatieri (Ind.)	904
5.	Stephen Hauschka (Buf.)	899

CONSECUTIVE FIELD GOALS MADE (All-Time NFL Streaks)

Rk.	Kicker (Years)	FGs Made
1.	Adam Vinatieri (2015-16)	44
2.	Mike Vanderjagt (2002-04)	42
3.	Gary Anderson (1997-98)	40
4.	Matt Stover (2005-06)	36
5.	Justin Tucker (2015-16)	35
	Adam Vinatieri (2013-14)	35

BEST NFL FIELD GOAL PERCENTAGE (2016 Season)

Rk.	Player (Team)	FGM-FGA	Pct.
1.	Justin Tucker (Bal.)	38-39	97.4
2.	Matt Bryant (Atl.)	34-37	91.9
3.	Ryan Succop (Ten.)	22-24	91.7
4.	Stephen Hauschka (Sea.)	33-37	89.2
5.	Cairo Santos (KC)	31-35	88.6
6.	Two Players	27-31	87.1

BEST FIELD GOAL PERCENTAGE / ROOKIES (NFL History)

Rk.	Player (Year)	FGM-FGA	Pct.
1.	Michael Badgley (2018)	15-16	93.8
2.	Blair Walsh (2012)	35-38	92.1
3.	Justin Tucker (2012)	30-33	90.9
4.	Harrison Butker (2017)	38-42	90.5
5.	Jason Sanders (2018)	18-20	90.0
6.	Two Players	n/a	88.9

BEST FIELD GOAL PERCENTAGE (Ravens Single-Season History)

Rk.	Player (Year)	FGM-FGA	Pct.
1.	Justin Tucker (2016)	38-39	97.4
2.	Matt Stover (2006)	28-30	93.3
3.	Justin Tucker (2013)	38-41	92.7
4.	Justin Tucker (2017)	34-37	91.9
5.	Justin Tucker (2012)	30-33	90.9

(min. 16 att.)

2016: PERHAPS THE BEST SEASON EVER

- In 2016, All-Pro K Justin Tucker connected on 38 of 39 FGAs (lone miss was a block), posting the fifth-best pct. in NFL single-season history. In addition to making 35-straight FGs at one point (tied for fifth-best streak ever), here are facts about his remarkable season, arguably the best ever by a kicker:
- Tucker's 38 FGs made ranked No. 1 in the NFL. He was also 27-of-27 on PATs. An NFL single-season record 24 of Tucker's 38 FGs made in 2016 came from 40 yards or beyond.
- Tucker's 10 FGs of 50-plus yards are a Ravens' single-season record. They tie (Blair Walsh, 2012) for the most in NFL history. (Tucker was a perfect 10-for-10 from 50 yards and out during the 2016 season.)
- Tucker's 141 points ranked second in the league only behind Atlanta's Matt Bryant (158).
- In Week 12 of 2016 vs. Cincy, Tucker became just the ninth kicker in league history to make 3 FGs of 50-plus yards in a single game (52, 57 & 54). He is also the first kicker in NFL history to make 3 FGs of 50-plus yards in the first half of a game. (These feats earned him AFC ST POW honors.)

BEST FG PERCENTAGE / NFL SINGLE-SEASON HISTORY

Rk.	Player (Team)	FGM	FGA	Pct.
1.	Gary Anderson (1998)	35	35	100.0
	Mike Vanderjagt (2003)	37	37	100.0
	Jeff Wilkins (2000)	17	17	100.0
	Tony Zendejas (1991)	17	17	100.0
5.	Justin Tucker (2016)	38	39	97.4

MOST PLAYER OF THE MONTH AWARDS (All NFL Players / Since Award Inception)

Rk.	Player	No.
1.	Tom Brady	10
	Peyton Manning	8
	Aaron Rodgers	8
4.	Justin Tucker	7
5.	Brett Favre	6
	Barry Sanders	6
	Bruce Smith	6
	J.J. Watt	6
	Steve Young	6



SIX SEASONS WITH 30 FGs

In 2018's Week 16 win at LAC, K Justin Tucker became the first kicker in NFL history to produce six seasons with 30-or-more FGs made. He made 35 FGs in 2018.

MOST SEASONS WITH 30-PLUS FGs MADE / NFL HISTORY

Rk.	Kicker	Seasons
1.	Justin Tucker (Bal.)	6
2.	David Akers (Phi. & SF)	5
	John Carney (SD, NO & NYG)	5
	Stephen Gostkowski (NE)	5

1,000 Points: In Week 6's 23-17 victory over Cincinnati, K Justin Tucker became the fastest kicker in league history to reach the 1,000-point milestone, doing so in 118 games. (Stephen Gostkowski held the previous record at 119 games.)

SAM KOCH NOTES

SAM IN THE 20

P Sam Koch is the Ravens' all-time leader in punts inside the 20 (395). In 2017, he posted a franchise-record 40 boots inside the 20, which ranked as the NFL's most.

PUNTS INSIDE THE 20 (Ravens All-Time History)

Rk.	Player	In 20
1.	Sam Koch	395
2.	Kyle Richardson	128
3.	Dave Zastudil	89

PUNTS INSIDE THE 20 (Ravens Single Seasons)

Rk.	Player (Year)	In 20
1.	Sam Koch (2017)*	40
2.	Sam Koch (2010)	39
	Kyle Richardson (1999)	39

* In 2017, Koch's 40 punts in the 20 ranked No. 1 in the NFL.

KOCH DOMINATED IN 2017

No punter in 2017 was more dominant at pinning opponents deep in their own territory than P Sam Koch.

PUNTS INSIDE 20

1.	Sam Koch	40
2.	Chris Jones	34
3.	Two Players	33

PUNTS INSIDE 10

1.	Sam Koch	16
2.	Marquette King	14
3.	Three Players	13

PUNTS INSIDE 5

1.	Andy Lee	6
2.	Sam Koch	5
	Three Others	5

RAVENS IRONMAN

RAVENS CONSECUTIVE GAMES PLAYED / ALL-TIME STREAKS

Rk.	Player	Games	Years
1.	Sam Koch	217	2006-present
2.	Jarret Johnson	129	2003-11
3.	Joe Flacco	122	2008-15

BALTIMORE RAVENS MOST ALL-TIME GAMES PLAYED

Rk.	Player	Games	Years
1.	Terrell Suggs	229	2003-2018
2.	Ray Lewis	228	1996-2012
3.	Sam Koch	217	2006-present
4.	Matt Stover	207	1996-2008
5.	Jonathan Ogden	177	1996-2007

ESPN's Kevin Seifert on Koch's arsenal of punts:

"Some are designed to hook toward the sideline with maximum hang time. Others use an intentionally low trajectory to aid coverage teams. He has a knuckler and one kick that drops, from the returner's perspective, roughly in the shape of the letter 'S.' He's debuted a 'boomerang' punt that does just what you would imagine it might. Most, but not all, of these punts are intended to discourage a clean catch and minimize the return. ... Sam Koch and the Ravens have introduced a new way to punt."

RAVENS ALL-TIME LEADER

P Sam Koch owns a 45.3 career gross average and 39.5 career net, both marks that rank first in Ravens history. In 2014, he posted a career-high and team-record 47.4-yard gross (matched again in 2018) and 43.3-yard net average.

CAREER GROSS AVG. (Ravens History)

Rk.	Player	Avg.
1.	Sam Koch	45.3
2.	Greg Montgomery	43.2
3.	Dave Zastudil	41.6

CAREER NET AVG. (Ravens History)

Rk.	Player	Avg.
1.	Sam Koch	39.5
2.	Greg Montgomery	37.2
3.	Kyle Richardson	35.4

PINNING 'EM DEEP

Dating back to 2006, when he entered the NFL, P Sam Koch's 395 punts inside the 20 rank second in the NFL.

NFL PUNTS INSIDE THE 20 / SINCE 2006

Rk.	Player	In 20
1.	Dustin Colquitt (KC)	427
2.	Sam Koch (Bal.)	395
3.	Andy Lee (Ari.)	375

1X
PRO BOWLER


1X
SECOND-TEAM
ALL-PRO

SAM KOCH



RAVENS IN OUR COMMUNITY

THREAD GAMEDAY CONVERSATIONS



On Sunday, Nov. 11, while the team played at Cincinnati to take on the Bengals, the Ravens partnered with Baltimore-based organization *Thread* to facilitate "Gameday Conversations." This annual initiative involves citywide Ravens watch parties to encourage conversations about issues that impact Baltimore. Watch parties take place at corporations, hospitals, religious institutions, restaurants and community organizations around Baltimore. The Ravens personally welcomed 200 community members to the Under Armour Performance Center for a one-of-a-kind watch party in the team's auditorium. *Thread* has established an incredible reputation of uniting community members through relationships to overcome boundaries and stereotypes of difference through race, religion, education, socio-economic status and zip code.



BRANDON CARR SUPPORTS BREAST CANCER PATIENTS

On Nov. 4, Brandon Carr partnered with Bundles for Hope and hosted eight breast cancer patients at the Under Armour Performance Center for a full makeover and custom wig distribution. To continue to honor his late mother Kathy, Brandon gave these women a break from their treatment schedules for a day of relaxation and pampering. Teammates S Chuck Clark and DB/LB Anthony Levine Sr. joined Carr to help remind the women that they are not alone in their battle and have plenty of people in their corner supporting them.



ALPHABETICAL ROSTER

As of Nov. 12

No.	Name	Pos.	Ht.	Wt.	Birthdate	Exp.	College	Hometown
89	Andrews, Mark	TE	6-4	256	9/6/95	2	Oklahoma	Scottsdale, AZ
34	Averett, Anthony	CB	5-11	184	11/30/94	2	Alabama	Woodbury, NJ
49	Board, Chris	ILB	6-2	237	7/23/95	2	North Dakota State	Orlando, FL
54	Bowser, Tyus	OLB	6-3	242	5/23/95	3	Houston	Tyler, TX
80	Boykin, Miles	WR	6-4	220	10/12/96	R	Notre Dame	New Lenox, IL
86	Boyle, Nick	TE	6-4	270	2/17/93	5	Delaware	Sussex, NJ
77	Bozeman, Bradley	G/C	6-3	317	11/24/94	2	Alabama	Roanoke, AL
15	Brown, Marquise	WR	5-9	170	6/4/97	R	Oklahoma	Hollywood, FL
78	Brown Jr., Orlando	T	6-8	355	5/2/96	2	Oklahoma	Baltimore, MD
57	Bynes, Josh	ILB	6-1	235	8/24/89	8	Auburn	Anderson, FL
39	Carr, Brandon	CB	6-0	210	5/19/86	12	Grand Valley State	Flint, MI
36	Clark, Chuck	S	6-0	205	4/19/95	3	Virginia Tech	Suffolk, VA
46	Cox, Morgan	LS	6-4	235	4/26/86	10	Tennessee	Collierville, TN
35	Edwards, Gus	RB	6-1	238	4/13/95	2	Rutgers	Staten Island, NY
45	Ferguson, Jaylon	OLB	6-5	270	12/14/95	R	Louisiana Tech	St. Francisville, LA
58	Fort, L.J.	ILB	6-0	232	1/3/90	5	Northern Iowa	Waynesville, MO
3	Griffin III, Robert	QB	6-2	213	2/12/90	7	Baylor	Copperas Cove, TX
43	Hill, Justice	RB	5-10	200	11/14/97	R	Oklahoma State	Tulsa, OK
44	Humphrey, Marlon	CB	6-0	197	7/8/96	3	Alabama	Hoover, AL
81	Hurst, Hayden	TE	6-4	260	8/24/93	2	South Carolina	Jacksonville, FL
74	Hurst, James	G/T	6-5	310	12/17/91	6	North Carolina	Plainfield, IN
21	Ingram II, Mark	RB	5-9	210	12/21/89	9	Alabama	Flint, MI
33	Jackson, Bennett	S	6-0	192	9/16/91	2	Notre Dame	Hazlet, NJ
8	Jackson, Lamar	QB	6-2	212	1/7/97	2	Louisville	Pompano Beach, FL
27	Jones, Cyrus	CB/RS	5-10	200	11/29/93	4	Alabama	Baltimore, MD
99	Judon, Matthew	OLB	6-3	261	8/15/92	4	Grand Valley State	West Bloomfield, MI
96	Kamalu, Ufomba	DE	6-6	295	11/2/92	3	Miami (FL)	Fayetteville, GA
4	Koch, Sam	P	6-1	222	8/13/82	14	Nebraska	Seward, NE
41	Levine Sr., Anthony	DB/LB	5-11	207	3/27/87	8	Tennessee State	Abbeville, LA
94	Mack, Daylon	DT	6-1	340	2/23/97	R	Texas A&M	Gladewater, TX
7	McSorley, Trace	QB	6-0	202	8/23/95	R	Penn State	Ashburn, VA
65	Mekari, Patrick	G/C	6-4	308	8/13/97	R	Cal-Berkeley	Westlake Village, CA
10	Moore, Chris	WR/RS	6-1	200	6/16/93	4	Cincinnati	Tampa, FL
48	Onwuasor, Patrick	ILB	6-0	227	8/22/92	4	Portland State	Inglewood, CA
24	Peters, Marcus	CB	6-0	197	1/9/93	5	Washington	Oakland, CA
97	Pierce, Michael	DT	6-0	345	11/6/92	4	Samford	Daphne, AL
72	Powers, Ben	G	6-4	310	10/29/96	R	Oklahoma	Wichita, KS
42	Ricard, Patrick	FB/DL	6-3	303	5/27/94	3	Maine	Spencer, MA
28	Richards, Jordan	DB	5-11	215	1/21/93	5	Stanford	Folsom, CA
11	Roberts, Seth	WR	6-2	195	2/22/91	5	West Alabama	McClay, FL
12	Scott, Jaleel	WR	6-5	210	2/23/95	2	New Mexico State	Rock Hill, SC
95	Sieler, Zach	DT	6-6	301	9/7/95	2	Ferris State	Pinckney, MI
68	Skura, Matt	C/G	6-3	313	2/17/93	3	Duke	Columbus, OH
22	Smith, Jimmy	CB	6-2	210	7/26/88	9	Colorado	Colton, CA
83	Snead IV, Willie	WR/RS	5-11	200	10/17/92	5	Ball State	Muskegon, MI
79	Stanley, Ronnie	T	6-6	315	3/18/94	4	Notre Dame	Las Vegas, NV
16	Thomas, De'Anthony	WR/RS	5-8	176	1/5/93	6	Oregon	Los Angeles, CA
29	Thomas III, Earl	S	5-10	220	5/7/89	10	Texas	Orange, TX
9	Tucker, Justin	K	6-1	183	11/21/89	8	Texas	Austin, TX
51	Ward, Jihad	DT	6-5	287	5/11/94	4	Illinois	Philadelphia, PA
98	Williams, Brandon	DT	6-1	336	2/21/89	7	Missouri Southern St.	Kirkwood, MO
93	Wormley, Chris	DE	6-5	300	10/25/93	3	Michigan	Toledo, OH
73	Yanda, Marshal	G/T	6-3	305	9/15/84	13	Iowa	Anamosa, IA

Practice Squad

96	Adeoye, Aaron	OLB	6-6	250	8/26/93	R	Southeast Missouri St.	Marion, IL
62	Applefield, Marcus	T	6-5	308	12/15/95	R	Virginia	Weeki Wachee, FL
38	Bonds, Terrell	CB	5-8	182	7/22/96	R	Tennessee State	Miami, FL
70	Ehinger, Parker	G	6-6	310	12/30/92	2	Cincinnati	Rockford, MI
30	Ezeala, Christopher (IPP)	FB	5-11	248	9/19/95	1	German FB League	Munich, Germany
91	Harris, Demone	OLB	6-4	272	12/30/95	1	Buffalo	Buffalo, NY
47	Marshall, Byron	RB	5-9	215	2/13/94	3	Oregon	San Jose, CA
59	Onuoha, Mike	OLB	6-5	255	6/29/93	R	Texas A&M Commerce	Edmond, OK
61	Prince, R.J.	G	6-6	320	4/19/95	1	North Carolina	Albemarle, NC
85	Scarff, Charles	TE	6-5	249	5/3/96	R	Delaware	Lancaster, PA
84	Wesley, Antoine	WR	6-4	206	10/22/97	R	Texas Tech	Las Vegas, NV

Reserve/Injured

50	Alaka, Otaru	ILB	6-3	239	5/18/96	R	Texas A&M	Houston, TX
60	Crecelius, Randin	G/T	6-5	300	8/5/96	1	Portland State	Lake Stevens, WA
32	Elliott, DeShon	S	6-0	210	4/21/97	2	Texas	Dallas, TX
23	Jefferson, Tony	S	5-11	211	1/27/92	7	Oklahoma	Chula Vista, CA
37	Marshall, Iman	CB	6-1	210	2/27/97	R	Southern California	Long Beach, CA
90	McPhee, Pernell	OLB	6-3	269	12/17/88	9	Mississippi State	Pahokee, FL
40	Rice, Denzel (PS)	DB	6-0	185	3/31/93	4	Coastal Carolina	Winston-Salem, NC
n/a	Smithson, Fish	DB	5-11	196	3/18/94	1	Kansas	Baltimore, MD
31	Trawick, Brynden	S	6-2	225	10/23/89	7	Troy	Marietta, GA
25	Young, Tavon	CB	5-9	185	3/14/94	4	Temple	Oxon Hill, MD

NUMERICAL ROSTER

As of Nov. 12

No.	Name	Pos.	Ht.	Wt.	Birthdate	Exp.	College	How Acq.	2019 Games			
									P	S	DNP	INA
3	Robert Griffin III	QB	6-2	213	2/12/90	7	Baylor	FA '18	2	0	7	0
4	Sam Koch	P	6-1	222	8/13/82	14	Nebraska	D6a '06	9	0	0	0
7	Trace McSorley	QB	6-0	202	8/23/95	R	Penn State	D6 '19	0	0	0	9
8	Lamar Jackson	QB	6-2	212	1/7/97	2	Louisville	D1b '18	9	9	0	0
9	Justin Tucker	K	6-1	183	11/21/89	8	Texas	FA '12	9	0	0	0
10	Chris Moore	WR/RS	6-1	200	6/16/93	4	Cincinnati	D4b '16	8	1	0	1
11	Seth Roberts	WR	6-2	195	2/22/91	5	West Alabama	FA '19	9	0	0	0
12	Jaleel Scott	WR	6-5	210	2/23/95	2	New Mexico State	D4c '18	2	0	0	7
15	Marquise Brown	WR	5-9	170	6/4/97	R	Oklahoma	D1 '19	7	6	0	2
16	De'Anthony Thomas	WR/RS	5-8	176	1/5/93	6	Oregon	FA '19	7	0	0	0
21	Mark Ingram II	RB	5-9	210	12/21/89	9	Alabama	UFA (NO) '19	9	9	0	0
22	Jimmy Smith	CB	6-2	210	7/26/88	9	Colorado	D1 '11	3	3	0	6
24	Marcus Peters	CB	6-0	197	1/9/93	5	Washington	TR (LAR) '19	9	8	0	0
27	Cyrus Jones	CB/RS	5-10	200	11/29/93	4	Alabama	WAV (NE) '18	8	1	0	1
28	Jordan Richards	DB	5-11	215	1/21/93	5	Stanford	FA '19	5	0	0	0
29	Earl Thomas III	S	5-10	220	5/7/89	10	Texas	UFA (SEA) '19	9	9	0	0
33	Bennett Jackson	S	6-0	192	9/16/91	2	Notre Dame	FA '18	3	0	0	0
34	Anthony Averett	CB	5-11	184	11/30/94	2	Alabama	D4a '18	7	2	0	2
35	Gus Edwards	RB	6-1	238	4/13/95	2	Rutgers	FA '18	9	0	0	0
36	Chuck Clark	S	6-0	205	4/19/95	3	Virginia Tech	D6 '17	9	5	0	0
39	Brandon Carr	CB	6-0	210	5/19/86	12	Grand Valley State	UFA (DAL) '17	9	9	0	0
41	Anthony Levine Sr.	DB/LB	5-11	207	3/27/87	8	Tennessee State	FA '12	9	0	0	0
42	Patrick Ricard	FB/DL	6-3	303	5/27/94	3	Maine	FA '17	9	2	0	0
43	Justice Hill	RB	5-10	200	11/14/97	R	Oklahoma State	D4a '19	9	0	0	0
44	Marlon Humphrey	CB	6-0	197	7/8/96	3	Alabama	D1 '17	9	8	0	0
45	Jaylon Ferguson	OLB	6-5	270	12/14/95	R	Louisiana Tech	D3a '19	7	2	0	2
46	Morgan Cox	LS	6-4	235	4/26/86	10	Tennessee	FA '10	9	0	0	0
48	Patrick Onwuasor	ILB	6-0	227	8/22/92	4	Portland State	FA '16	7	5	0	2
49	Chris Board	ILB	6-2	237	7/23/95	2	North Dakota State	FA '18	9	0	0	0
53	Jihad Ward	DE	6-5	287	5/11/94	4	Illinois	FA '19	7	0	0	0
54	Tyus Bowser	OLB	6-3	242	5/23/95	3	Houston	D2 '17	9	0	0	0
57	Josh Bynes	ILB	6-1	235	8/24/89	8	Auburn	FA '19	5	4	0	0
58	L.J. Fort	ILB	6-0	232	1/3/90	5	Northern Iowa	FA '19	9	3	0	0
65	Patrick Mekari	G/C	6-4	308	8/13/97	R	Cal-Berkeley	FA '19	4	0	5	0
68	Matt Skura	C/G	6-3	313	2/17/93	3	Duke	FA '16	9	9	0	0
72	Ben Powers	G	6-4	310	10/29/96	R	Oklahoma	D4b '19	0	0	0	9
73	Marshal Yanda	G/T	6-3	305	9/15/84	13	Iowa	D3b '07	9	9	0	0
74	James Hurst	G/T	6-5	310	12/17/91	6	North Carolina	FA '14	9	0	0	0
77	Bradley Bozeman	G/C	6-5	317	11/24/94	2	Alabama	D6c '18	9	9	0	0
78	Orlando Brown Jr.	T	6-8	355	5/2/96	2	Oklahoma	D3a '18	9	9	0	0
79	Ronnie Stanley	T	6-6	315	3/18/94	4	Notre Dame	D1 '16	9	9	0	0
80	Miles Boykin	WR	6-4	220	10/12/96	R	Notre Dame	D3b '19	9	7	0	0
81	Hayden Hurst	TE	6-4	260	8/24/93	2	South Carolina	D1a '18	9	3	0	0
83	Willie Snead IV	WR/RS	5-11	200	10/17/92	5	Ball State	RFA (NO) '18	9	6	0	0
86	Nick Boyle	TE	6-4	270	2/17/93	5	Delaware	D5a '15	9	8	0	0
89	Mark Andrews	TE	6-5	256	9/6/95	2	Oklahoma	D3b '18	9	3	0	0
93	Chris Wormley	DE	6-5	300	10/25/93	3	Michigan	D3a '17	9	4	0	0
94	Daylon Mack	DT	6-1	340	2/23/97	R	Texas A&M	D5 '19	1	0	0	8
95	Zach Sieler	DT	6-6	301	9/7/95	2	Ferris State	D7 '18	4	0	0	1
96	Ufomba Kamalu	DE	6-6	295	11/2/92	3	Miami (FL)	FA '19	0	0	0	2
97	Michael Pierce	DT	6-0	345	11/6/92	4	Samford	FA '16	9	9	0	0
98	Brandon Williams	DT	6-1	336	2/21/89	7	Missouri Southern St.	D3 '13	8	8	0	1
99	Matthew Judon	OLB	6-3	261	8/15/92	4	Grand Valley State	D5 '16	9	9	0	0
Practice Squad												
30	Christopher Ezeala (IPP)	FB	5-11	248	9/19/95	1	German FB League	IPP '18	0	0	0	0
38	Terrell Bonds	CB	5-8	182	7/22/96	R	Tennessee State	FA '19	0	0	0	0
47	Byron Marshall	RB	5-9	225	2/13/94	3	Oregon	FA '19	0	0	0	0
51	Aaron Adeoye	OLB	6-6	250	8/26/93	R	Southeast Missouri St.	FA '19	0	0	0	0
59	Mike Onuoha	OLB	6-5	255	6/29/93	R	Texas A&M Commerce	FA '19	0	0	0	0
61	R.J. Prince	G	6-6	320	4/19/95	1	North Carolina	FA '19	0	0	0	0
62	Marcus Applefield	T	6-5	308	12/15/95	R	Virginia	FA '19	0	0	0	0
70	Parker Ehinger	G	6-6	310	12/30/92	2	Cincinnati	FA '19	0	0	0	0
84	Antoine Wesley	WR	6-4	206	10/22/97	R	Texas Tech	FA '19	0	0	0	0
85	Charles Scarff	TE	6-5	249	5/3/96	R	Delaware	FA '19	0	0	0	0
91	Demone Harris	OLB	6-4	272	12/30/95	1	Buffalo	FA '19	0	0	0	0
Reserve/Injured												
23	Tony Jefferson	S	5-11	211	1/27/92	7	Oklahoma	UFA (ARI) '17	5	5	0	0
25	Tavon Young	CB	5-9	185	3/14/94	4	Temple	D4a '16	0	0	0	0
31	Brynden Trawick	S	6-2	225	10/23/89	7	Troy	FA '19	2	0	0	2
32	DeShon Elliott	S	6-1	210	4/21/97	2	Texas	D6a '18	6	0	0	0
37	Iman Marshall	CB	6-1	210	2/27/97	R	Southern California	D4c '19	0	0	0	0
40	Denzel Rice (PS)	DB	6-0	185	3/31/93	4	Coastal Carolina	FA '19	0	0	0	0
50	Otaro Alaka	ILB	6-3	239	5/18/96	R	Texas A&M	FA '19	0	0	0	3
60	Randin Crecelius	G/T	6-5	300	8/5/96	1	Portland State	FA '18	0	0	0	0
90	Pernell McPhee	OLB	6-3	269	12/17/88	9	Mississippi State	UFA (WAS) '19	7	7	0	0
n/a	Fish Smithson	DB	5-11	196	3/18/94	1	Kansas	FA '19	0	0	0	0

POSITIONAL ROSTER

As of Nov. 12

QUARTERBACKS

3	Robert Griffin III	QB
7	Trace McSorley	QB
8	Lamar Jackson	QB

WIDE RECEIVERS

10	Chris Moore	WR/RS
11	Seth Roberts	WR
12	Jaleel Scott	WR
15	Marquise Brown	WR
16	De'Anthony Thomas	WR/RS
80	Miles Boykin	WR
83	Willie Snead IV	WR/RS

RUNNING BACKS

21	Mark Ingram II	RB
35	Gus Edwards	RB
42	Patrick Ricard	FB/DL
43	Justice Hill	RB

TIGHT ENDS

81	Hayden Hurst	TE
86	Nick Boyle	TE
89	Mark Andrews	TE

OFFENSIVE LINE

65	Patrick Mekari	G/C
68	Matt Skura	C/G
72	Ben Powers	G
73	Marshal Yanda	G/T
74	James Hurst	G/T
77	Bradley Bozeman	G/C
78	Orlando Brown Jr.	T
79	Ronnie Stanley	T

SECONDARY

22	Jimmy Smith	CB
24	Marcus Peters	CB
27	Cyrus Jones	CB/RS
28	Jordan Richards	DB
29	Earl Thomas III	S
33	Bennett Jackson	S
34	Anthony Averett	CB
36	Chuck Clark	S
39	Brandon Carr	CB
41	Anthony Levine Sr.	DB/LB
44	Marlon Humphrey	CB

LINEBACKERS

45	Jaylon Ferguson	OLB
48	Patrick Onwuasor	ILB
49	Chris Board	ILB
54	Tyus Bowser	OLB
57	Josh Bynes	ILB
58	L.J. Fort	ILB
99	Matthew Judon	OLB

DEFENSIVE LINE

42	Patrick Ricard	FB/DL
53	Jihad Ward	DT
93	Chris Wormley	DE
94	Daylon Mack	DT
95	Zach Sieler	DT
96	Ufomba Kamalu	DE
97	Michael Pierce	DT
98	Brandon Williams	DT

SPECIALISTS

4	Sam Koch	P
9	Justin Tucker	K
46	Morgan Cox	LS

PRACTICE SQUAD

30	Christopher Ezeala (IPP)	FB
38	Terrell Bonds	CB
47	Byron Marshall	RB
51	Aaron Adeoye	OLB
59	Mike Onuoha	OLB
61	R.J. Prince	G
62	Marcus Applefield	T
70	Parker Ehinger	G
84	Antoine Wesley	WR
85	Charles Scarff	TE
91	Demone Harris	OLB

RESERVE/INJURED

23	Tony Jefferson	S
25	Tavon Young	CB
31	Brynden Trawick	S
32	DeShon Elliott	S
37	Iman Marshall	CB
40	Denzel Rice (PS)	DB
50	Otaro Alaka	ILB
60	Randin Crecelius	G/T
90	Pernell McPhee	OLB
n/a	Fish Smithson	DB

2019 COACHING STAFF

John Harbaugh	Head Coach
Don Martindale	Defensive Coordinator
Greg Roman	Offensive Coordinator
David Culley	Asst. Head Coach/Pass Coord./WRs
Richard Angulo	Assistant Offensive Line Coach
Andy Bischoff	Assistant Tight Ends Coach
Randy Brown	Assistant Special Teams Coach
Joe Cullen	Defensive Line Coach
Joe D'Alessandris	Offensive Line Coach
Bobby Engram	Tight Ends Coach
Chris Hewitt	Defensive Backs Coach

Chris Horton	Special Teams Coach
Sterling Lucas	Defensive Assistant/Linebackers
Mike Macdonald	Linebackers Coach
Jesse Minter	Assistant Defensive Backs Coach
Steve Saunders	Head Strength & Conditioning Coach
James Urban	Quarterbacks Coach
Craig Ver Steeg	Senior Assistant/Running Backs
Anthony Watson	Asst. Strength & Conditioning Coach
Matt Weiss	Running Backs Coach
T.J. Weist	Assistant Special Teams Coach
Drew Wilkins	Assistant Defensive Line & OLBs

DEPTH CHART

Compiled by Ravens PR staff on Nov. 12

OFFENSE

WR	<u>15</u> <u>Marquise Brown</u>	- or -	83 Willie Snead IV	10 Chris Moore*	16 De'Anthony Thomas
WR	<u>80</u> <u>Miles Boykin</u>		11 Seth Roberts	12 Jaleel Scott	
LT	79 Ronnie Stanley		74 James Hurst		
LG	77 Bradley Bozeman		<u>65</u> <u>Patrick Mekari</u>	<u>72</u> <u>Ben Powers</u>	
C	68 Matt Skura		77 Bradley Bozeman	<u>65</u> <u>Patrick Mekari</u>	
RG	73 Marshal Yanda		74 James Hurst		
RT	78 Orlando Brown Jr.		74 James Hurst		
TE	86 Nick Boyle		89 Mark Andrews	81 Hayden Hurst	
QB	8 Lamar Jackson		3 Robert Griffin III	<u>7</u> <u>Trace McSorley</u>	
FB	42 Patrick Ricard				
RB	21 Mark Ingram II		35 Gus Edwards	<u>43</u> <u>Justice Hill</u>	

DEFENSE

DT	98 Brandon Williams		42 Patrick Ricard		
NT	97 Michael Pierce		<u>94</u> <u>Daylon Mack</u>		
DE	93 Chris Wormley		95 Zach Sieler		
RUSH	<u>45</u> <u>Jaylon Ferguson</u>		53 Jihad Ward	96 Ufomba Kamalu	
MLB	57 Josh Byner		49 Chris Board		
WLB	48 Patrick Onwuasor		58 L.J. Fort		
SAM	99 Matthew Judon		54 Tyus Bowser		
LCB	44 Marlon Humphrey		24 Marcus Peters	34 Anthony Averett	
SS	36 Chuck Clark		41 Anthony Levine Sr.		
FS	29 Earl Thomas III		33 Bennett Jackson	28 Jordan Richards	
RCB	39 Brandon Carr		22 Jimmy Smith	27 Cyrus Jones	

SPECIAL TEAMS

P	4 Sam Koch				
K	9 Justin Tucker				
H	4 Sam Koch				
LS	46 Morgan Cox				
KOR	16 De'Anthony Thomas	- or -	10 Chris Moore*	<u>43</u> <u>Justice Hill</u>	
PR	16 De'Anthony Thomas		27 Cyrus Jones	83 Willie Snead IV	

All Rookies Underlined * Missed Last Week's Game Due to Injury

PRONUNCIATIONS

PLAYERS: Aaron Adeoye (uh-DAY-oh-yay); Chris Ezeala (eh-ZAH-lah); Sam Koch (Cook); Ufomba Kamalu (oh-FOM-ba, ka-MA-lu); Anthony Levine Sr. (luh-VEEN); Patrick Mekari (muh-CARE-ee); Mike Onuoha (uh-NO-ha); Patrick Onwuasor (oh-WAH-so); Zach Sieler (SEE-ler); Matt Skura (SKUR-uh); Jihad Ward (JUH-hahd); Antoine Wesley (AN-twon); Marshal Yanda (YAWN-da)
COACHES: Richard Angulo (an-GOO-low); Andy Bischoff (BISH-off); Joe D'Alessandris (dell-ah-SAN-dress); Craig Ver Steeg (ver-STEGG); T.J. Weist (WEEST)

HOW 2019 RAVENS WERE BUILT

BY YEAR SIGNED

YEAR	PLAYER	ACQ.
2006	P Sam Koch	D6a
2007	G/T Marshal Yanda	D3b
2010	LS Morgan Cox	RFA
2011	CB Jimmy Smith	D1
2012	DB/LB Anthony Levine Sr.	FA
	K Justin Tucker	RFA
2013	DT Brandon Williams	D3
2014	G/T James Hurst	RFA
2015	TE Nick Boyle	D5a
2016	OLB Matthew Judon	D5
	WR/RS Chris Moore	D4b
	ILB Patrick Onwuasor	RFA
	DT Michael Pierce	RFA
	C/G Matt Skura	FA
	T Ronnie Stanley	D1
	<i>CB Tavon Young [Injured Reserve]</i>	<i>D4a</i>
2017	OLB Tyus Bowser	D2
	CB Brandon Carr	UFA (Dal.)
	S Chuck Clark	D6
	CB Marlon Humphrey	D1
	<i>S Tony Jefferson [Injured Reserve]</i>	<i>UFA (Ari.)</i>
	FB/DL Patrick Ricard	RFA
	DE Chris Wormley	D3a
2018	TE Mark Andrews	D3b
	CB Anthony Averett	D4a
	ILB Chris Board	RFA
	G/C Bradley Bozeman	D6c
	T Orlando Brown Jr.	D3a
	<i>G/T Randin Crecelius [Injured Reserve]</i>	<i>RFA</i>
	RB Gus Edwards	RFA
	<i>S DeShon Elliott [Injured Reserve]</i>	<i>D6a</i>
	QB Robert Griffin III	FA
	TE Hayden Hurst	D1a
	QB Lamar Jackson	D1b
	CB/RS Cyrus Jones	WAV (NE)
	WR Jaleel Scott	D4c
	DT Zach Sieler	D7
	WR Willie Snead IV	Rest. FA (NO)
2019	<i>ILB Otaru Alaka [Injured Reserve]</i>	<i>RFA</i>
	WR Miles Boykin	D3b
	WR Marquise Brown	D1
	ILB Josh Bynes	FA
	OLB Jalyon Ferguson	D3a
	ILB L.J. Fort	FA '19
	RB Justice Hill	D4a
	RB Mark Ingram II	UFA (NO)
	S Bennett Jackson	FA
	DE Ufomba Kamalu	FA
	DT Daylon Mack	D5
	<i>CB Iman Marshall [Injured Reserve]</i>	<i>D4c</i>
	<i>OLB Pernell McPhee [Injured Reserve]</i>	<i>UFA (Was.)</i>
	QB Trace McSorley	D6
	G/C Patrick Mekari	RFA
	CB Marcus Peters	TR (LAR)
	G Ben Powers	D4b
	DB Jordan Richards	FA
	WR Seth Roberts	FA
	<i>DB Fish Smithson [Injured Reserve]</i>	<i>FA</i>
	WR/RS De'Anthony Thomas	FA
	S Earl Thomas III	UFA (Sea.)
	<i>S Brynden Trawick [Injured Reserve]</i>	<i>FA</i>
	DT Jihad Ward	FA

BY DRAFT ROUND

1st ROUND (10)	TEAM	YEAR
S Earl Thomas III	Seattle	2010 (14th)
CB Jimmy Smith	Baltimore	2011 (27th)
RB Mark Ingram II	New Orleans	2011 (28th)
QB Robert Griffin III	Washington	2012 (2nd)
CB Marcus Peters	Kansas City	2015 (18th)
T Ronnie Stanley	Baltimore	2016 (6th)
CB Marlon Humphrey	Baltimore	2017 (16th)
TE Hayden Hurst	Baltimore	2018 (25th)
QB Lamar Jackson	Baltimore	2018 (32nd)
WR Marquise Brown	Baltimore	2019 (25th)
2nd ROUND (4)		
DB Jordan Richards	New England	2015
CB/RS Cyrus Jones	New England	2016
DT Jihad Ward	Oakland	2016
OLB Tyus Bowser	Baltimore	2017
3rd ROUND (7)		
G/T Marshal Yanda	Baltimore	2007
DT Brandon Williams	Baltimore	2013
DE Chris Wormley	Baltimore	2017
TE Mark Andrews	Baltimore	2018
T Orlando Brown Jr.	Baltimore	2018
OLB Jalyon Ferguson	Baltimore	2019
WR Miles Boykin	Baltimore	2019
4th ROUND (8)		
WR/RS De'Anthony Thomas	Kansas City	2014
WR/RS Chris Moore	Baltimore	2016
<i>CB Tavon Young [Injured Reserve]</i>	<i>Baltimore</i>	<i>2016</i>
CB Anthony Averett	Baltimore	2018
WR Jaleel Scott	Baltimore	2018
RB Justice Hill	Baltimore	2019
G Ben Powers	Baltimore	2019
<i>CB Iman Marshall [Injured Reserve]</i>	<i>Baltimore</i>	<i>2019</i>
5th ROUND (5)		
CB Brandon Carr	Kansas City	2008
<i>OLB Pernell McPhee [Injured Reserve]</i>	<i>Baltimore</i>	<i>2011</i>
TE Nick Boyle	Baltimore	2015
OLB Matthew Judon	Baltimore	2016
DT Daylon Mack	Baltimore	2019
6th ROUND (6)		
P Sam Koch	Baltimore	2006
S Bennett Jackson	NY Giants	2014
S Chuck Clark	Baltimore	2017
G/C Bradley Bozeman	Baltimore	2018
<i>S DeShon Elliott [Injured Reserve]</i>	<i>Baltimore</i>	<i>2018</i>
QB Trace McSorley	Baltimore	2019
7th ROUND (1)		
DT Zach Sieler	Baltimore	2018
UNDRAFTED (21)		
LS Morgan Cox	Baltimore	2010
DB/LB Anthony Levine Sr.	Green Bay	2010
ILB Josh Bynes	Baltimore	2011
ILB L.J. Fort	Cleveland	2012
K Justin Tucker	Baltimore	2012
<i>S Tony Jefferson [Injured Reserve]</i>	<i>Arizona</i>	<i>2013</i>
<i>S Brynden Trawick [Injured Reserve]</i>	<i>Baltimore</i>	<i>2013</i>
G/T James Hurst	Baltimore	2014
WR Seth Roberts	Oakland	2014
WR Willie Snead IV	Cleveland	2014
DE Ufomba Kamalu	Houston	2016
ILB Patrick Onwuasor	Baltimore	2016
DT Michael Pierce	Baltimore	2016
C/G Matt Skura	Baltimore	2016
FB/DL Patrick Ricard	Baltimore	2017
<i>DB Fish Smithson [Injured Reserve]</i>	<i>Washington</i>	<i>2017</i>
ILB Chris Board	Baltimore	2018
<i>G/T Randin Crecelius [Injured Reserve]</i>	<i>Baltimore</i>	<i>2018</i>
RB Gus Edwards	Baltimore	2018
<i>ILB Otaru Alaka [Injured Reserve]</i>	<i>Baltimore</i>	<i>2019</i>
G/C Patrick Mekari	Baltimore	2019

PARTICIPATION CHART

Player	REGULAR SEASON														TOTALS					
	9/8 @ Mia.	9/15 vs. Ari.	9/22 @ KC	9/29 vs. Cle.	10/6 @ Pit.	10/13 vs. Cin.	10/20 @ Sea.	11/3 vs. NE	11/10 @ Cin.	11/17 vs. Hou.	11/25 @ LAR	12/1 vs. SF	12/8 @ Buf.	12/12 vs. NYJ	12/22 @ Cle.	12/29 vs. Pit.	GAMES PLAYED	GAMES STARTED	DID NOT PLAY	INACTIVE
Adeoye, Aaron	PS	PS	PS	PS	PS	PS	PS	PS	PS								0	0	0	0
Alaka, Otaru	INA	INA	INA	INA	IR	IR	IR	IR	IR								0	0	0	3
Andrews, Mark	X	X	X	X	TE	X	TE	X	TE								9	9	0	0
Applefield, Marcus	NOR	NOR	NOR	NOR	NOR	NOR	NOR	NOR	PS								0	0	0	0
Averett, Anthony	X	CB	X	DB	INA	INA	X	X	X								7	2	0	2
Bethel, Justin	X	X	X	X	X	X	X	NOR	NOR								7	0	0	0
Board, Chris	X	X	X	X	X	X	X	X	X								9	0	0	0
Bonds, Terrell	NOR	PS	PS	PS	PS	PS	PS	PS	PS								0	0	0	0
Bowser, Tyus	X	X	X	X	X	X	X	X	X								9	0	0	0
Boykin, Miles	WR	WR	WR	WR	WR	WR	X	WR	X								9	7	0	0
Boyle, Nick	TE	TE	X	TE	TE	TE	TE	TE	TE								9	8	0	0
Bozeman, Bradley	LG	LG	LG	LG	LG	LG	LG	LG	LG								9	9	0	0
Brown, Marquise	WR	WR	WR	WR	X	INA	INA	WR	WR								7	6	0	2
Brown Jr., Orlando	RT	RT	RT	RT	RT	RT	RT	RT	RT								9	9	0	0
Bynes, Josh	NOR	NOR	NOR	NOR	MLB	WLB	MLB	X	MLB								5	4	0	0
Canady, Maurice	PS	X	X	X	RCB	X	INA	INA	NOR								5	1	0	2
Carr, Brandon	LCB	RCB	RCB	RCB	CB	RCB	RCB	RCB	FS								9	9	0	0
Clark, Chuck	X	X	S	X	X	SS	SS	SS	DB								9	5	0	0
Coley, Trevon	PS	PS	PS	PS	NOR	NOR	NOR	NOR	NOR								0	0	0	0
Cox, Morgan	X	X	X	X	X	X	X	X	X								9	0	0	0
Crecelius, Randin	IR	IR	IR	IR	IR	IR	IR	IR	IR								0	0	0	0
Edwards, Gus	X	X	X	X	X	X	X	X	X								9	0	0	0
Ehinger, Parker	NOR	NOR	PS	PS	PS	PS	PS	PS	PS								0	0	0	0
Elliott, DeShon	X	X	X	X	X	X	X	IR	IR								6	0	0	0
Ezeala, Christopher	PS	PS	PS	PS	PS	PS	PS	PS	PS								0	0	0	0
Ferguson, Jaylon	INA	INA	X	X	X	X	X	RUSH	RUSH								7	2	0	2
Fort, L.J.	NOR	NOR	NOR	NOR	X	MLB	WLB	MLB	X								5	3	0	0
Griffin III, Robert	X	DNP	DNP	DNP	DNP	DNP	DNP	DNP	X								2	0	7	0
Harris, Demone	NOR	NOR	NOR	NOR	NOR	NOR	NOR	PS	PS								0	0	0	0
Herdman, Cole	NOR	NOR	PS	PS	PS	PS	NOR	NOR	NOR								0	0	0	0
Hill, Justice	X	X	X	X	X	X	X	X	X								9	0	0	0
Howard, A.J.	NOR	NOR	NOR	NOR	NOR	PS	NOR	NOR	NOR								0	0	0	0
Humphrey, Marlon	X	LCB	LCB	LCB	LCB	LCB	LCB	LCB	LCB								9	8	0	0
Hurst, Hayden	X	X	TE	X	X	X	TE	X	TE								9	3	0	0
Hurst, James	X	X	X	X	X	X	X	X	X								9	0	0	0
Ingram II, Mark	RB	RB	RB	RB	RB	RB	RB	RB	RB								9	9	0	0
Jackson, Bennett	NOR	NOR	NOR	NOR	NOR	NOR	X	X	X								3	0	0	0
Jackson, Lamar	QB	QB	QB	QB	QB	QB	QB	QB	QB								9	9	0	0
Jefferson, Tony	SS	SS	SS	SS	SS	IR	IR	IR	IR								5	5	0	0
Jones, Alvin	IR	NOR	NOR	NOR	NOR	NOR	NOR	NOR	INA								0	0	0	0
Jones, Cyrus	X	CB	X	X	X	X	X	X	INA								8	1	0	1
Judon, Matthew	SLB	SAM	SAM	SAM	SAM	SAM	SAM	SAM	SAM								9	9	0	0
Kamalu, Ufomba	NOR	NOR	NOR	NOR	NOR	NOR	NOR	INA	INA								0	0	0	2
Koch, Sam	X	X	X	X	X	X	X	X	X								9	0	0	0
Ledbetter, Jeremiah	NOR	NOR	NOR	NOR	PS	PS	PS	NOR	NOR								0	0	0	0
Levine Sr., Anthony	X	X	X	X	X	X	X	X	X								9	0	0	0
Mack, Daylon	INA	INA	INA	X	INA	INA	INA	INA	INA								1	0	0	8
Marshall, Byron	NOR	NOR	NOR	NOR	NOR	NOR	NOR	NOR	PS								0	0	0	0
Marshall, Iman	IR	IR	IR	IR	IR	IR	IR	IR	IR								0	0	0	0
McPhee, Pernell	RUSH	DE	RUSH	RUSH	RUSH	RUSH	RUSH	IR	IR								7	7	0	0
McSorley, Trace	INA	INA	INA	INA	INA	INA	INA	INA	INA								0	0	0	9
Mekari, Patrick	X	DNP	X	DNP	X	DNP	DNP	DNP	X								4	0	5	0
Modster, Sean	PS	NOR	NOR	NOR	NOR	PS	PS	PS	NOR								0	0	0	0
Moore, Chris	X	X	X	X	X	WR	X	X	INA								8	1	0	1
Onuoha, Mike	NOR	NOR	NOR	NOR	NOR	NOR	NOR	NOR	PS								0	0	0	0
Onwuasor, Patrick	MLB	MLB	MLB	MLB	WLB	INA	INA	X	X								7	5	0	2
Payne, Donald	PS	NOR	NOR	NOR	NOR	NOR	NOR	NOR	NOR								0	0	0	0
Peters, Marcus	NOR	NOR	NOR	NOR	NOR	NOR	CB	CB	X								3	2	0	0
Pierce, Michael	NT	NT	NT	NT	NT	NT	NT	NT	NT								9	9	0	0
Powers, Ben	INA	INA	INA	INA	INA	INA	INA	INA	INA								0	0	0	9
Prince, R.J.	PS	PS	PS	PS	PS	PS	PS	PS	PS								0	0	0	0
Ricard, Patrick	FB	X	X	X	X	FB	X	X	X								9	2	0	0
Rice, Denzel	NOR	NOR	NOR	NOR	NOR	NOR	PS	PS	IR								0	0	0	0
Richards, Jordan	NOR	NOR	NOR	NOR	NOR	NOR	NOR	X	X								2	0	0	0
Roberts, Seth	X	X	X	X	X	X	X	X	X								9	0	0	0
Scarff, Charles	PS	PS	PS	PS	PS	PS	PS	PS	PS								0	0	0	0
Scott, Jaleel	INA	INA	INA	INA	INA	X	X	INA	INA								2	0	0	7
Senat, Greg	INA	NOR	NOR	NOR	NOR	NOR	NOR	NOR	NOR								0	0	0	1
Sieler, Zach	PS	PS	PS	PS	X	X	X	INA	X								4	0	0	1
Skura, Matt	C	C	C	C	C	C	C	C	C								9	9	0	0
Smith, Jimmy	RCB	INA	INA	INA	INA	INA	INA	CB	RCB								3	3	0	6
Smithson, Fish	IR	IR	IR	IR	IR	IR	IR	IR	IR								0	0	0	0
Snead IV, Willie	X	WR	WR	WR	WR	X	WR	WR	X								9	6	0	0
Stanley, Ronnie	LT	LT	LT	LT	LT	LT	LT	LT	LT								9	9	0	0
Thomas, De'Anthony	NOR	NOR	NOR	NOR	NOR	NOR	NOR	NOR	X								1	0	0	0
Thomas III, Earl	FS	FS	FS	FS	FS	FS	FS	FS	SS								9	9	0	0
Thompson, Mark	NOR	PS	IR	NOR	NOR	NOR	NOR	NOR	NOR								0	0	0	0
Trawick, Brynden	X	X	INA	INA	IR	IR	IR	IR	IR								2	0	0	2
Tucker, Justin	X	X	X	X	X	X	X	X	X								9	0	0	0
Turner, De'Lance	PS	PS	PS	PS	PS	PS	PS	PS	NOR								0	0	0	0
Wesley, Antoine	PS	PS	PS	PS	PS	PS	PS	PS	PS								0	0	0	0
Williams, Brandon	DT	DT	DT	INA	DT	DT	DT	DT	DT								8	8	0	1
Williams, Tim	X	X	X	X	NOR	NOR	NOR	NOR	NOR								4	0	0	0
Wormley, Chris	DE	X	X	DT	X	DE	X	X	DE								9	4	0	0
Yanda, Marshal	RG	RG	RG	RG	RG	RG	RG	RG	RG								9	9	0	0
Young, Kenny	WLB	X	WLB	WLB	INA	X	NOR	NOR	NOR								5	3	0	1
Young, Tavon	IR	IR	IR	IR	IR	IR	IR	IR	IR								0	0	0	0

Position in Caps = Starter; X = Played/Substituted; IR = Injured Reserve; NOR = Not on Roster; PS = Practice Squad

GAME-BY-GAME STARTERS

OFFENSE

GAME	WR	LT	LG	C	RG	RT	TE	WR	QB	RB	FB	OTHER
Sept. 8 at Miami	M. Brown	Stanley	Bozeman	Skura	Yanda	O. Brown	Boyle	Boykin	Jackson	Ingram II	Ricard	n/a
Sept. 15 vs. Arizona	M. Brown	Stanley	Bozeman	Skura	Yanda	O. Brown	Boyle	Boykin	Jackson	Ingram II	n/a	Snead IV (WR)
Sept. 22 at Kansas City	M. Brown	Stanley	Bozeman	Skura	Yanda	O. Brown	H. Hurst	Boykin	Jackson	Ingram II	n/a	Snead IV (WR)
Sept. 29 vs. Cleveland	M. Brown	Stanley	Bozeman	Skura	Yanda	O. Brown	Boyle	Boykin	Jackson	Ingram II	n/a	Snead IV (WR)
Oct. 6 at Pittsburgh	Snead IV	Stanley	Bozeman	Skura	Yanda	O. Brown	Boyle	Boykin	Jackson	Ingram II	n/a	Andrews (TE)
Oct. 13 vs. Cincinnati	Moore	Stanley	Bozeman	Skura	Yanda	O. Brown	Boyle	Boykin	Jackson	Ingram II	Ricard	n/a
Oct. 20 at Seattle	Snead IV	Stanley	Bozeman	Skura	Yanda	O. Brown	Boyle	n/a	Jackson	Ingram II	Andrews (TE)	H. Hurst (TE)
Nov. 3 vs. New England	Snead IV	Stanley	Bozeman	Skura	Yanda	O. Brown	Boyle	Boykin	Jackson	Ingram II	n/a	M. Brown (WR)
Nov. 10 at Cincinnati	M. Brown	Stanley	Bozeman	Skura	Yanda	O. Brown	Boyle	n/a	Jackson	Ingram II	Andrews (TE)	H. Hurst (TE)
Nov. 17 vs. Houston												
Nov. 25 at LA Rams												
Dec. 1 vs. San Francisco												
Dec. 8 at Buffalo												
Dec. 12 vs. NY Jets												
Dec. 22 at Cleveland												
Dec. 29 vs. Pittsburgh												

DEFENSE

GAME	NT	DE	DT	SAM	MIKE	WILL	RUSH	RCB	LCB	SS	FS	OTHER
Sept. 8 at Miami	Pierce	Wormley	Williams	Judon	Onwuasor	K. Young	McPhee	Smith	Carr	Jefferson	Thomas III	n/a
Sept. 15 vs. Arizona	Pierce	n/a	Williams	Judon	Onwuasor	Jones (DB)	McPhee	Carr	Humphrey	Jefferson	Thomas III	Averett (DB)
Sept. 22 at Kansas City	Pierce	n/a	Williams	Judon	Onwuasor	K. Young	McPhee	Carr	Humphrey	Jefferson	Thomas III	Clark (S)
Sept. 29 vs. Cleveland	Pierce	n/a	Wormley	Judon	Onwuasor	K. Young	McPhee	Carr	Humphrey	Jefferson	Thomas III	Averett (DB)
Oct. 6 at Pittsburgh	Pierce	n/a	Williams	Judon	Bynes	Onwuasor	McPhee	Canady	Humphrey	Jefferson	Thomas III	Carr (DB)
Oct. 13 vs. Cincinnati	Pierce	Wormley	Williams	Judon	Bynes	Fort	McPhee	Carr	Humphrey	Clark	Thomas III	n/a
Oct. 20 at Seattle	Pierce	n/a	Williams	Judon	Bynes	Fort	McPhee	Carr	Humphrey	Clark	Thomas III	Peters (DB)
Nov. 3 vs. New England	Pierce	n/a	Williams	Judon	Fort	J. Smith (DB)	Ferguson	Carr	Humphrey	Clark	Thomas III	Peters (DB)
Nov. 10 at Cincinnati	Pierce	Wormley	Williams	Judon	Bynes	n/a	Ferguson	Smith	Humphrey	Thomas III	Carr	Clark (DB)
Nov. 17 vs. Houston												
Nov. 25 at LA Rams												
Dec. 1 vs. San Francisco												
Dec. 8 at Buffalo												
Dec. 12 vs. NY Jets												
Dec. 22 at Cleveland												
Dec. 29 vs. Pittsburgh												

Bold denotes first NFL start

2019 TRANSACTIONS

- **Jan: 2:** Signed **LB Ejuan Price** and **LB Matthew Thomas** to Reserve/Future contacts.
- **Jan. 7:** Signed **G Kofi Amichia** to a Reserve/Future contact; Re-signed **T Randin Crecelius**, **DB Robertson Daniel**, **RB Tyler Ervin**, **FB Christopher Ezeala**, **DB Bennett Jackson**, **LB Alvin Jones** and **TE Nick Keizer** to Reserve/Future contracts.
- **Feb. 19:** Signed **CB Tavon Young** to a three-year contract extension.
- **Feb. 25:** Terminated the contract of vested veteran **WR Michael Crabtree**.
- **March 1:** Waived **RB Alex Collins**.
- **March 6:** Terminated the contract of vested veteran **S Eric Weddle**.
- **March 7:** Re-signed **TE Nick Boyle**, who was scheduled to become an unrestricted free agent.
- **March 13:** Traded **QB Joe Flacco** to the **Denver Broncos** in exchange for a 2019 fourth-round draft pick (113th overall).
- **March 15:** Signed unrestricted free agents **RB Mark Ingram II** and **S Earl Thomas III**.
- **March 19:** Signed unrestricted free agent **CB Justin Bethel**; Waived (failed physicals) **LB Bam Bradley** and **CB Jaylen Hill**.
- **March 26:** Re-signed free agent **CB Stanley Jean-Baptiste**.
- **March 28:** Re-signed unrestricted free agent **QB Robert Griffin III**.
- **April 8:** Signed free agent **WR Seth Roberts**.
- **April 15:** Re-signed exclusive rights free agents **RB Gus Edwards**, **G Jermaine Eluemunor**, **C Matt Skura** and **RB De'Lance Turner**; Re-signed restricted free agent **LB Patrick Onwuasor**.
- **April 24:** Signed **K Justin Tucker** to a four-year contract extension and **G Marshal Yanda** to a one-year contract extension.
- **May 1:** Re-signed restricted free agent **DT Michael Pierce**.
- **May 3:** Signed draft choices **RB Justice Hill**, **DT Daylon Mack**, **CB Iman Marshall** and **G Ben Powers**; Signed undrafted rookie free agents **LB Otaro Alaka**, **T Marcus Applefield**, **LB E.J. Ejiya**, **TE Cole Herdman**, **DE Markus Jones**, **T Patrick Mekari**, **DT Kalil Morris**, **WR Sean Modster**, **DE Michael Onuoha**, **TE Matt Orzech**, **TE Charles Scarff**, **WR Jaylen Smith**, **LB Silas Stewart**, **G C.J. Toogood**, **WR Antoine Wesley**, **DT Gerald Willis** and **S Evan Worthington**.
- **May 4:** Signed draft choice **QB Trace McSorley**.
- **May 5:** Waived **G C.J. Toogood** and **S Evan Worthington**.
- **May 6:** Waived **DB Robertson Daniel**; Signed **OLB Aaron Adeoye**, **CB Terrell Bonds** and **T Darrell Williams**.
- **May 13:** Signed free agents **QB Jalan McClendon** and **G Patrick Vahe**.
- **May 14:** Waived **LB Ejuan Price**; Signed free agent **WR Joe Horn Jr.**
- **May 16:** Waived **G Kofi Amichia** and **TE Nick Keizer**; Signed free agent **G R.J. Prince**.
- **May 20:** Waived **QB Jalan McClendon** and **DT Kalil Morris**; Signed free agents **WR Michael Floyd**, **OLB Pernell McPhee** and **OLB Shane Ray**.
- **May 31:** Signed draft choice **OLB Jaylon Ferguson**.
- **June 6:** Signed draft choice **WR Marquise Brown**.
- **July 17:** Signed draft choice **WR Miles Boykin**.
- **July 25:** Waived (NFI) **WR Quincy Adebeyejo**.
- **July 26:** Signed free agent **G Isaiah Williams**.
- **July 29:** Waived **DE Markus Jones**; Signed **QB Joe Callahan**.
- **July 31:** Waived **WR Jordan Lasley**; Signed free agent **LB Nicholas Grigsby**.
- **Aug. 1:** Waived **LB Matthew Thomas**; Signed free agent **S Brynden Trawick**.
- **Aug. 5:** Traded **G Alex Lewis** to the **NY Jets** in exchange for a 2020 conditional draft choice.
- **Aug. 10:** Signed free agent **DT Elijah Qualls**.
- **Aug. 11:** Traded **K/P Kaare Vedvik** to the **Minnesota Vikings** in exchange for an undisclosed 2020 draft pick.
- **Aug. 12:** Signed rookie free agent **P Sean Smith**.
- **Aug. 15:** Waived **DT Elijah Qualls**.
- **Aug. 16:** Waived **P Sean Smith**; Signed **LB Donald Payne**.
- **Aug. 17:** Signed free agent **K Cameron Nizialek**; Waived (injury settlement) **OLB Mike Onuoha**.
- **Aug. 23:** Signed free agent **LB Paul WorriLOW**.
- **Aug. 24:** Waived **LB Nicholas Grigsby**; Terminated the contract of vested veteran **LB Paul WorriLOW**.
- **Aug. 25:** Signed free agent **K Elliott Fry**.
- **Aug. 27:** Signed free agent **DB Fish Smithson**.
- **Aug. 28:** Traded **G/T Jermaine Eluemunor** to **New England** in exchange for an undisclosed draft pick.
- **Aug. 30:** Waived **QB Joe Callahan**, **K Elliott Fry**, **WR Joe Horn Jr.**, **LS Matthew Orzech**, **WR Jaylen Smith**, **LB Silas Stewart**, **G Patrick Vahe**, **T Darrell Williams** and **G Isaiah Williams**; Terminated the contracts of vested veterans **WR Michael Floyd** and **OLB Shane Ray**.
- **Aug. 31:** Waived **OLB Aaron Adeoye**, **T Marcus Applefield**, **CB Terrell Bonds**, **CB Maurice Canady**, **ILB E.J. Ejiya**, **RB Tyler Ervin**, **FB Christopher Ezeala**, **DT Willie Henry Jr.**, **TE Cole Herdman**, **DB Bennett Jackson**, **WR Sean Modster**, **ILB Donald Payne**, **G R.J. Prince**, **TE Charles Scarff**, **DT Zach Sieler**, **RB De'Lance Turner**, **WR Antoine Wesley** and **DT Gerald Willis**; Terminated the contract of vested veteran **CB Stanley Jean-Baptiste** (injury settlement); Waived, (injury settlement) **K Cameron Nizialek**; Terminated the contract of vested veteran **S Brynden Trawick**; Placed **G/T Randin Crecelius**, **RB Kenneth Dixon**, **ILB Alvin Jones**, **DB Fish Smithson** and **CB Tavon Young** on Injured Reserve.
- **Sept. 1:** Signed **OLB Aaron Adeoye**, **T Marcus Applefield**, **CB Maurice Canady**, **WR Sean Modster**, **ILB Donald Payne**, **G R.J. Prince**, **TE Charles Scarff**, **DT Zach Sieler**, **RB De'Lance Turner** and **WR Antoine Wesley** to the practice squad; Signed **International Practice Player FB Christopher Ezeala** to the practice squad.
- **Sept. 2:** Placed **CB Iman Marshall** on Injured Reserve; Re-signed **S Brynden Trawick** to the 53-man roster.
- **Sept. 3:** Waived **T Marcus Applefield** from the practice squad and signed **DT Trevon Coley**.
- **Sept. 6:** Waived (injury settlement) **RB Kenneth Dixon**.

2019 TRANSACTIONS

- **Sept. 10:** Waived (injury settlement) LB Alvin Jones; Released WR Sean Modster and LB Donald Payne from the practice squad; Signed DB Terrell Bonds and **RB Mark Thompson** to the practice squad.
- **Sept. 14:** Waived T Greg Senat; Signed CB Maurice Canady from the practice squad to the 53-man roster.
- **Sept. 16:** Signed **G Parker Ehinger** to the practice squad.
- **Sept. 18:** Placed RB Mark Thompson on practice squad IR and re-signed TE Cole Herdman to the practice squad.
- **Sept. 23:** Reached an injury settlement with RB Mark Thompson and terminated his practice squad contract.
- **Sept. 28:** Placed LB Otaru Alaka on Injured Reserve.
- **Sept. 30:** Signed free agent **LB L.J. Fort**.
- **Oct. 1:** Waived OLB Tim Williams; Signed **DT Jeremiah Ledbetter** to the practice squad after DT Trevon Coley was claimed by Indianapolis.
- **Oct. 2:** Signed free agent **ILB Josh Bynes** to the 53-man roster.
- **Oct. 3:** Placed S Brynden Trawick on Injured Reserve.
- **Oct. 5:** Activated DT Zach Sieler from the practice squad to the 53-man roster.
- **Oct. 7:** Placed S Tony Jefferson on Injured Reserve; Re-signed WR Sean Modster to the practice squad; Signed free agent **DT Jihad Ward**.
- **Oct. 8:** Released TE Cole Herdman from the practice squad; Signed **DB A.J. Howard** to the practice squad
- **Oct. 15:** Released DB A.J. Howard from the practice squad; Placed S DeShon Elliott on Injured Reserve; Re-signed S Bennett Jackson to the 53-man roster; Signed DB Denzel Rice to the practice squad; Traded LB Kenny Young and an undisclosed draft pick to the Los Angeles Rams in exchange for **CB Marcus Peters**.
- **Oct. 21:** Terminated the contract of vested veteran CB Justin Bethel; Released DT Jeremiah Ledbetter from the practice squad; Placed OLB Pernell McPhee on Injured Reserve.
- **Oct. 22:** Signed **OLB Demone Harris** to the practice squad.
- **Oct. 24:** Signed free agent **DB Jordan Richards**.
- **Oct. 25:** Signed **DE Ufomba Kamalu** off New England's practice squad.
- **Oct. 31:** Placed DB Denzel Rice on Practice Squad Injured list.
- **Nov. 5:** Waived CB Maurice Canady; Signed free agent **WR/RS De'Anthony Thomas**; Re-signed OLB Mike Onuoha to the practice squad; Signed **RB Byron Marshall** to the practice squad after RB De'Lance Turner was signed by Miami.
- **Nov. 7:** Waived WR Sean Modster from the practice squad; re-signed T Marcus Applefield to the practice squad.

(Bold indicates first time player has joined the Ravens.)

ALWAYS MORE.
NEVER LESS.



2019 STATISTICS

WON 7, LOST 2

09/08	W 59-10	at Miami	65,012
09/15	W 23-17	Arizona	70,126
09/22	L 28-33	at Kansas City	73,390
09/29	L 25-40	Cleveland	70,686
10/06	W 26-23	OT at Pittsburgh	64,037
10/13	W 23-17	Cincinnati	70,051
10/20	W 30-16	at Seattle	69,012
11/03	W 37-20	New England	71,157
11/10	W 49-13	at Cincinnati	45,918
11/17		Houston	
11/25		at L.A. Rams	
12/01		San Francisco	
12/08		at Buffalo	
12/12		N.Y. Jets	
12/22		at Cleveland	
12/29		Pittsburgh	

Balt. Opp.

TOTAL FIRST DOWNS	218	175
Rushing	98	48
Passing	107	107
Penalty	13	20
3rd Down: Made/Att	52/107	46/108
3rd Down Pct.	48.6	42.6
4th Down: Made/Att	10/13	3/7
4th Down Pct.	76.9	42.9
POSSESSION AVG.	34:07	25:53
TOTAL NET YARDS	3795	3097
Avg. Per Game	421.7	344.1
Total Plays	607	536
Avg. Per Play	6.3	5.8
NET YARDS RUSHING	1775	821
Avg. Per Game	197.2	91.2
Total Rushes	322	193
NET YARDS PASSING	2020	2276
Avg. Per Game	224.4	252.9
Sacked/Yards Lost	19/91	16/110
Gross Yards	2111	2386
Att./Completions	266/177	327/195
Completion Pct.	66.5	59.6
Had Intercepted	6	8
PUNTS/AVERAGE	21/46.3	34/47.6
NET PUNTING AVG.	21/41.8	34/42.9
PENALTIES/YARDS	62/494	52/373
FUMBLES/BALL LOST	10/4	13/6
TOUCHDOWNS	36	19
Rushing	15	9
Passing	16	9
Returns	5	1

* SCORE BY PERIODS

	Q1	Q2	Q3	Q4	OT	PTS
TEAM	85	79	58	75	3	300
OPPONENTS	24	84	38	43	0	189

* SCORING

	TD	Ru	Pa	Rt	K-PAT	FG	S	PTS
Tucker	0	0	0	0	31/32	17/17	0	82
Ingram	8	8	0	0			0	50
L. Jackson	6	6	0	0			0	36
Andrews	5	0	5	0			0	30
M. Brown	4	0	4	0			0	24
Peters LG	3	0	0	3			0	18
Peters TM	2	0	0	2			0	12
Boykin	2	0	2	0			0	12
Humphrey	2	0	0	2			0	12
Snead	2	0	2	0			0	12
Bowser	1	0	0	1			0	6
Boyle	1	0	1	0			0	6
Edwards	1	1	0	0			0	6
H. Hurst	1	0	1	0			0	6
Ricard	1	0	1	0			0	6
TEAM	36	15	16	5	31/32	17/17	0	300
OPPONENTS	19	9	9	1	16/17	19/20	0	189

2-Pt Conv: Ingram, **TEAM** 1-4, **OPPONENTS** 1-2

SACKS: Judon 4, McPhee 3, Bowser 2, Onwuasor 2, Carr 1, Fort LG 1, Fort TM 1, Ricard 1, Ward LG 1, Ward TM 1, Wormley 1, **TEAM** 16, **OPPONENTS** 19

FUM/LOST: L. Jackson 4/0, Andrews 2/1, Ingram 2/2, D. Thomas(LG) 2/0, C. Jones 1/1, Skura 1/0

* RUSHING

	No.	Yds	Avg	Long	TD
L. Jackson	106	702	6.6	47t	6
Ingram	123	619	5.0	53	8
Edwards	63	278	4.4	25	1
Hill	24	96	4.0	13	0
Levine	1	60	60.0	60	0
Griffin III	4	18	4.5	9	0
D. Thomas LG	1	4	4.0	4	0
Snead	1	2	2.0	2	0
TEAM	322	1775	5.5	60	15
OPPONENTS	193	821	4.3	88t	9

* RECEIVING

	No.	Yds	Avg	Long	TD
Andrews	44	523	11.9	39	5
M. Brown	28	454	16.2	83t	4
Boyle	21	250	11.9	35	1
Snead	19	250	13.2	50t	2
H. Hurst	18	176	9.8	29	1
Ingram	14	125	8.9	20	0
Roberts	10	115	11.5	25	0
Boykin	9	131	14.6	50	2
Edwards	4	29	7.3	10	0
Ricard	4	18	4.5	8	1
C. Moore	3	21	7.0	13	0
Hill	3	19	6.3	10	0
D. Thomas LG	1	6	6.0	6	0
TEAM	177	2111	11.9	83t	16
OPPONENTS	195	2386	12.2	83t	9

* INTERCEPTIONS

	No.	Yds	Avg	Long	TD
Peters LG	4	188	47.0	89t	3
Peters TM	2	156	78.0	89t	2
E. Thomas	2	38	19.0	24	0
Humphrey	2	14	7.0	14	0
Canady TM	1	3	3.0	3	0
Bynes	1	1	1.0	1	0
TEAM	8	212	26.5	89t	2
OPPONENTS	6	31	5.2	20	0

* PUNTING

	No.	Yds	Avg	Net	TB	In	Lg	B
Koch	21	972	46.3	41.8	3	11	57	0
TEAM	21	972	46.3	41.8	3	11	57	0
OPPONENTS	34	1620	47.6	42.9	2	13	59	0

* PUNT RETURNS

	Ret	FC	Yds	Avg	Long	TD
D. Thomas LG	14	1	63	4.5	10	0
D. Thomas TM	1	0	8	8.0	8	0
C. Jones	12	10	113	9.4	25	0
TEAM	13	10	121	9.3	25	0
OPPONENTS	6	7	34	5.7	13	0

* KICKOFF RETURNS

	No.	Yds	Avg	Long	TD
Hill	12	227	18.9	46	0
D. Thomas LG	8	173	21.6	29	0
D. Thomas TM	1	18	18.0	18	0
C. Moore	4	81	20.3	26	0
TEAM	17	326	19.2	46	0
OPPONENTS	24	551	23.0	92t	1

* FIELD GOALS

	1-19	20-29	30-39	40-49	50+
Tucker	0/0	7/7	4/4	5/5	1/1
TEAM	0/0	7/7	4/4	5/5	1/1
OPPONENTS	1/1	7/7	6/6	4/4	1/2
Tucker:	(34G)	(33G, 28G, 51G)	(39G)	(41G)	(27G, 26G, 48G, 46G)
	(40G, 49G, 21G)	(25G, 28G, 22G)	(39G)	()	
OPP:	(54G)	(22G, 21G, 21G)	(42G, 36G)	(24G, 43G)	(41G, 29G, 33G)
	(22G)	(34G, 31G, 53N, 35G)	(22G, 19G)	(42G, 39G)	

* PASSING	Att	Cmp	Yds	Cmp%	Yds/Att	TD	TD%	Int	Int%	Long	SK/Lost	Rating
L. Jackson	255	168	2036	65.9	7.98	15	5.9	5	2.0	83t	18/91	101.7
Griffin III	11	9	75	81.8	6.82	1	9.1	1	9.1	12	1/0	87.5
TEAM	266	177	2111	66.5	7.94	16	6.0	6	2.3	83t	19/91	101.3
OPPONENTS	327	195	2386	59.6	7.30	9	2.8	8	2.4	83t	16/110	81.2

2019 DEFENSIVE STATISTICS

from Press Box Stats

Name	Total	Solo	Assists	Sacks	Yds.	TFL	INT	Yds.	PD	FF	FR
Patrick Onwuasor	41	31	10	2	14	3	0	0	1	1	0
Chuck Clark	33	22	11	0	0	1	0	0	2	1	0
Marlon Humphrey	33	26	7	0	0	3	2	14	9	2	3
Brandon Carr	31	27	4	1	7	2	0	0	5	0	0
Earl Thomas III	29	18	11	0	0	0	2	38	4	0	1
Josh Bynes	27	12	15	0	0	2	1	1	3	0	0
Matthew Judon	27	21	6	4	32	8	0	0	0	0	0
Maurice Canady	21	19	2	0	0	0	1	3	3	1	0
Tony Jefferson	21	11	10	0	0	0	0	0	3	0	0
Michael Pierce	21	14	7	0	0	1	0	0	0	0	0
Pernell McPhee	19	17	2	3	18	7	0	0	1	0	0
Brandon Williams	19	6	13	0	0	1	0	0	0	0	0
Marcus Peters	15	13	2	0	0	0	2	156	3	0	0
L.J. Fort	14	9	5	1	0	3	0	0	1	0	0
Anthony Averett	13	12	1	0	0	0	0	0	2	0	0
Kenny Young	13	11	2	0	0	3	0	0	0	1	0
Tyus Bowser	11	8	3	2	14	2	0	0	1	0	1
Chris Wormley	11	6	5	1	7	2	0	0	1	0	0
Jaylon Ferguson	10	6	4	0	0	1	0	0	1	0	0
Patrick Ricard	9	8	1	1	10	1	0	0	1	1	0
Jimmy Smith	6	5	1	0	0	0	0	0	2	0	0
Anthony Levine Sr.	5	5	0	0	0	1	0	0	0	0	0
Jihad Ward	5	3	2	1	8	1	0	0	0	0	0
Chris Board	4	2	2	0	0	1	0	0	0	0	0
DeShon Elliott	3	3	0	0	0	0	0	0	1	0	0
Zach Sieler	3	2	1	0	0	0	0	0	0	0	0
Bennett Jackson	2	1	1	0	0	0	0	0	0	0	0
Cyrus Jones	2	2	0	0	0	0	0	0	0	0	0
Tim Williams	2	2	0	0	0	0	0	0	0	0	0
Justin Bethel	1	1	0	0	0	0	0	0	0	0	0
Brynden Trawick	1	1	0	0	0	0	0	0	0	0	0
Totals	452	324	128	16	110	43	8	212	44	7	5

2019 SPECIAL TEAMS STATISTICS

from Press Box Stats

Name	Total	Solo	Assists	FF	FR	Blocked Kicks
Justin Bethel	5	3	2	0	1	0
L.J. Fort	4	3	1	0	0	0
Tyus Bowser	3	3	0	0	0	0
Chuck Clark	3	2	1	0	0	0
DeShon Elliott	3	3	0	0	0	0
Bennett Jackson	3	1	2	0	0	0
Anthony Levine Sr.	3	2	1	0	0	0
Gus Edwards	2	2	0	0	0	0
Cyrus Jones	2	1	1	0	0	0
Brynden Trawick	2	1	1	0	0	0
Chris Board	1	0	1	0	0	0
Sam Koch	1	1	0	0	0	0
Chris Moore	1	0	1	0	0	0
Totals	33	22	11	0	1	0

TACKLES FOR LOSS LEADERS

Name	TFL
Matthew Judon	8
Pernell McPhee	7
Four Players	3
Four Players	2
Eight Players	1

SACKS LEADERS

Name	Sacks
Matthew Judon	4
Pernell McPhee	3
Tyus Bowser	2
Patrick Onwuasor	2
Five Players	1

PASSES DEFENSED LEADERS

Name	PD
Marlon Humphrey	9
Brandon Carr	5
Earl Thomas III	4
Four Players	3

INTERCEPTIONS LEADERS

Name	INTs
Marlon Humphrey	2
Marcus Peters	2
Earl Thomas III	2
Josh Bynes	1
Maurice Canady	1

2019 SINGLE-GAME BESTS

Tackles:	10 by Maurice Canady vs. Cin. (10/13)
Sacks:	1 16 times; last by Chris Wormley at Cin. (11/10)
Interceptions:	1 eight times; last by Marcus Peters at Cin. (11/10)
Passes Defensed:	2 seven times; last by Marlon Humphrey at Cin. (11/10)
Tackles For Loss:	3 by Matthew Judon at Cin. (11/10)
Forced Fumbles:	1 seven times; last by C. Clark and P. Ricard at Cin. (11/10)
Fumble Recoveries:	1 six times; last by T. Bowser and E. Thomas III at Cin. (11/10)
Special Teams Tackles:	2 four times; last by B. Jackson and A. Levine Sr. at Sea. (10/20)

ALWAYS MORE.

NEVER LESS.



BALTIMORE RAVENS 2019 REGULAR SEASON GAME BY GAME OFFENSIVE STATISTICS

Game	9/8 @ Mia.	9/15 vs. Ari.	9/22 @ KC	9/29 vs. Cle.	10/6 @ Pit.	10/13 vs. Cin.	10/20 @ Sea.	11/3 vs. NE	11/10 @ Cin.	11/17 vs. Hou.	11/25 @ LAR	12/1 vs. SF	12/8 at Buf.	12/12 vs. NYJ	12/22 @ Cle.	12/29 vs. Pit.
Points	59	23	28	25	26	23	30	37	49							
1st Qtr	21	7	6	0	10	14	3	10	14							
2nd Qtr	21	10	0	7	7	3	10	7	14							
3rd Qtr	10	0	7	3	0	3	7	7	21							
4th Qtr	7	6	15	15	6	3	10	13	0							
Overtime	0	0	0	0	3	0	0	0	0							
TDs (Ru-P-Ret)	8 (2-6-0)	2 (0-2-0)	4 (4-0-0)	3 (0-3-0)	2 (1-1-0)	2 (2-0-0)	3 (1-0-2)	5 (3-1-1)	7 (2-3-2)							
PATs (M/A)	8/8	2/2	1/1	2/2	2/2	2/2	3/3	4/5	7/7							
2PT Convs (M/A)	0/0	0/0	0/3	1/1	0/0	0/0	0/0	0/0	0/0							
FGs (M/A)	1/1	3/3	1/1	1/1	4/4	3/3	3/3	1/1	0/0							
Safeties	0	0	0	0	0	0	0	0	0							
First Downs	31	26	29	24	22	26	14	26	20							
Rushing	10	9	15	11	11	15	9	11	7							
Passing	17	16	14	12	8	11	5	11	13							
Penalty	4	1	0	1	3	0	0	4	0							
3rd Down Conv (M/A)	7-11	7-14	5-13	4-10	6-15	9-15	5-13	5-10	4-6							
3rd Down Conv Pct	64%	50%	38.5%	40%	40%	60%	38.5%	50%	66.7%							
4th Down Conv (M/A)	2-2	0-1	3-4	1-2	1-1	0-0	1-1	1-1	1-1							
4th Down Conv Pct	100%	0%	75%	50%	100%	0%	100%	100%	100%							
Total Net Yards	643	440	452	395	277	497	340	372	379							
Total Off. Plays	73	72	78	67	73	77	56	65	46							
Avg. Gain Per Play	8.8	6.1	5.8	5.9	3.8	6.5	6.1	5.7	8.2							
Net Yards Rushing	265	182	203	173	138	269	199	210	136							
Total Rushing Plays	46	33	32	29	40	43	35	41	23							
Avg. Gain Per Rush	5.8	5.5	6.3	6.0	3.5	6.3	5.7	5.1	5.9							
Net Yards Passing	378	258	249	222	139	228	141	162	243							
Times Sacked	1	2	3	4	5	1	1	1	1							
Yards Lost on Sacks	1	14	18	25	22	8	2	1	0							
Gross Yards Passing	379	272	267	247	161	236	143	163	243							
Pass Attempts	26	37	43	34	28	33	20	23	22							
Pass Completions	23	24	22	24	19	21	9	17	18							
Completion Pct	88.5%	64.9%	51.2%	70.6%	67.9%	63.6%	45.0%	73.9%	81.8%							
Avg. Gain Per Pass	14	6.6	5.4	5.8	4.2	6.7	6.7	6.8	10.6							
Interceptions	0	0	0	2	3	0	0	0	1							
Fumbles / Fum. Lost	0/0	2/0	0/0	2/1	1/0	1/1	2/0	2/2	0/0							
Penalties	4	10	7	3	11	10	8	4	5							
Penalty Yards	40	62	60	15	92	81	75	34	35							
Punts	1	3	3	3	3	2	3	2	1							
Gross Punting Average	56.0	43.0	51.0	43.7	51.7	42.0	44.0	49.0	34.0							
Touchbacks	0	0	1	0	1	1	0	0	0							
Inside20	1	2	2	3	0	1	1	1	0							
Punts Blocked	0	0	0	0	0	0	0	0	0							
Net Punting Average	56.0	43.0	41.3	43.7	40.7	32.0	40.0	49.0	34.0							
Punt Returns	2	3	0	1	1	1	2	2	1							
Punt Return Yards	29	45	0	14	2	8	8	7	8							
Punt Return Avg.	14.5	15	0.0	14.0	2.0	8.0	4.0	3.5	8.0							
Fair Catches	2	1	1	1	1	4	0	0	0							
Kickoff Returns	1	2	2	5	1	0	3	3	1							
Kickoff Return Yards	9	46	47	101	46	0	21	38	18							
Kickoff Return Avg.	9.0	23.0	23.5	20.2	46.0	0.0	7.0	12.7	18.0							
Time of Possession	40:07	37:38	32:44	29:43	39:00	39:42	29:54	37:01	23:49							

BALTIMORE RAVENS 2019 REGULAR SEASON GAME BY GAME DEFENSIVE STATISTICS

Game	9/8 @ Mia.	9/15 vs. Ari.	9/22 @ KC	9/29 vs. Cle.	10/6 @ Pit.	10/13 vs. Cin.	10/20 @ Sea.	11/3 vs. NE	11/10 @ Cin.	11/17 vs. Hou.	11/25 @ LAR	12/1 vs. SF	12/8 at Buf.	12/12 vs. NYJ	12/22 @ Cle.	12/29 vs. Pit.
Points	10	17	33	40	23	17	16	20	13							
1st Qtr	0	3	0	7	7	7	0	0	0							
2nd Qtr	10	3	23	3	6	3	13	13	10							
3rd Qtr	0	3	7	14	7	0	0	7	0							
4th Qtr	0	8	3	16	3	7	3	0	3							
Overtime	0	0	0	0	0	0	0	0	0							
TDs (Ru-P-Ret)	1 (0-1-0)	1 (1-0-0)	4 (1-3-0)	5 (4-1-0)	2 (1-1-0)	2 (1-0-1)	1 (0-1-0)	2 (1-1-0)	1 (0-1-0)							
PATs (M/A)	1/1	1/1	3/4	4/4	2/2	2/2	1/1	2/2	1/1							
2PT Convs (M/A)	0/0	1/1	0/0	0/1	0/0	0/0	0/0	0/0	0/0							
FGs (M/A)	1/1	3/3	2/2	2/2	3/3	1/1	3/4	2/2	2/2							
Safeties	0	0	0	0	0	0	0	0	0							
First Downs	12	15	27	22	18	18	20	22	21							
Rushing	1	2	9	8	3	2	8	4	11							
Passing	10	12	14	12	9	14	10	17	9							
Penalty	1	1	4	2	6	2	2	1	1							
3rd Down Conv (M/A)	3-10	2-11	5-9	6-13	3-9	5-11	10-17	5-13	7-15							
3rd Down Conv Pct	30%	18%	55.6%	46.2%	33.3%	45.5%	58.8%	38.5%	46.7%							
4th Down Conv (M/A)	0-0	1-1	0-1	1-1	0-0	0-0	0-0	0-0	1-4							
4th Down Conv Pct	0%	100%	0%	100%	0%	0%	0%	0%	25%							
Total Net Yards	200	349	503	530	269	250	347	342	307							
Total Off. Plays	47	54	64	61	51	55	68	65	72							
Avg. Gain Per Play	4.3	6.5	7.9	8.7	5.3	4.5	5.1	5.3	4.3							
Net Yards Rushing	21	20	140	193	77	33	106	74	157							
Total Rushing Plays	12	11	26	29	19	14	26	17	40							
Avg. Gain Per Rush	1.8	1.8	5.4	6.7	4.1	2.4	4.1	4.4	3.9							
Net Yards Passing	179	329	363	337	192	217	241	268	150							
Times Sacked	3	3	1	1	1	2	1	2	2							
Yards Lost on Sacks	11	20	11	5	11	18	0	17	17							
Gross Yards Passing	190	349	374	342	203	235	241	285	167							
Pass Attempts	32	40	37	31	31	39	41	46	30							
Pass Completions	15	25	27	20	21	21	20	30	16							
Completion Pct	46.9%	62.5%	73.0%	64.5%	67.7%	53.9%	48.8%	65.2%	53.3%							
Avg. Gain Per Pass	5.1	7.7	9.6	10.5	6.0	5.3	5.7	5.6	4.7							
Interceptions	2	0	0	1	1	1	1	1	1							
Fumbles / Fum. Lost	1/1	1/0	3/0	0/0	2/1	0/0	1/1	2/1	3/2							
Penalties	9	8	4	6	11	4	2	7	1							
Penalty Yards	64	70	31	41	76	20	18	48	5							
Punts	6	5	2	3	4	5	3	5	1							
Gross Punting Average	53.7	53.4	44.0	42.3	43.8	40.2	51.3	46.6	53.0							
Touchbacks	0	0	1	0	0	0	1	0	0							
Inside20	2	1	1	0	2	3	1	3	0							
Punts Blocked	0	0	0	0	0	0	0	0	0							
Net Punting Average	48.8	44.4	34.0	37.7	43.3	38.6	42.0	45.2	45.0							
Punt Returns	1	1	1	0	1	0	2	0	0							
Punt Return Yards	0	0	9	0	13	0	12	0	0							
Punt Return Avg.	0.0	0.0	9.0	0.0	13.0	0.0	6.0	0.0	0.0							
Fair Catches	0	2	0	3	1	1	0	0	0							
Kickoff Returns	3	4	0	3	3	3	3	2	3							
Kickoff Return Yards	59	59	0	43	42	142	58	53	95							
Kickoff Return Avg.	19.7	14.8	0.0	14.3	14.0	47.3	19.3	26.5	31.7							
Time of Possession	19:53	22:22	27:16	30:17	25:34	20:18	30:06	22:59	36:11							