



BALTIMORE RAVENS GAME RELEASE

UNDER ARMOUR PERFORMANCE CENTER | 1 WINNING DRIVE | DWINGS MILLS, MD

PH: 410-701-4000 | BALTIMORERAVENS.COM | TWITTER: @RAVENS

WORLD CHAMPIONS: SUPER BOWL XXXV (2000) & SUPER BOWL XLVII (2012)



CINCINNATI BENGALS VS. BALTIMORE RAVENS



[0-5] NFL WEEK 6 - OCTOBER 13, 2019 [3-2]

1:00 P.M. ET - M&T BANK STADIUM (71,008)

JUST THE FACTS

- The Baltimore Ravens (3-2) are set to battle the Cincinnati Bengals (0-5) in a Week 6 matchup from M&T Bank Stadium (Oct. 13, 1 p.m. kickoff). The Ravens, who are 1-1 at home this season, will play a third-straight game vs. an AFC North foe, most recently beating the Steelers, 26-23 in OT, last Sunday at Heinz Field. Cincinnati is coming off a narrow 26-23 loss to the Cardinals in Week 5.
- The all-time Baltimore-Cincinnati series is evenly split, 23-23. In the past six meetings (since 2016), each team has won three games. Under head coach John Harbaugh, Baltimore is 10-12 vs. the Bengals.
- In Sunday's 26-23 victory at Pittsburgh, K Justin Tucker nailed a 46-yard, game-winning FG with 5:26 left in OT. Tucker's clinching boot was set up by a spectacular play from CB Marlon Humphrey, who forced a fumble of WR JuJu Smith-Schuster and then recovered the ball at the Steelers' 34-yard line. (Tucker also tied the game at 23-23 with a 48-yard FG with 10 seconds left in regulation.) QB Lamar Jackson completed 19 of 28 passes for 161 yards, 1 TD and 3 INTs. He added a game-high 70 rushing yards on 14 carries. TE Mark Andrews made 5 catches for 45 yards, while WR Willie Snead IV (51 yards) reeled in 4 receptions. The Ravens' defense allowed just 269 yards of offense, also holding Pittsburgh to 3-of-9 (33%) on third down.
- Under Coach Harbaugh, Baltimore owns the NFL's fifth-most total wins (117) since his 2008 Charm City arrival. The Ravens have appeared in three AFC title games (2008, 2011 & 2012) with "Harbs" at the helm, and in 2012, won Super Bowl XLVII.

WEEKLY SCHEDULE

- Wed. Oct. 9:** 11:15 a.m. John Harbaugh / Key Players at Podium & Open Locker Room
1:15 p.m. Practice / Media Viewing
- Thur. Oct. 10:** 11:10 a.m. Coordinators at Podium & Open Locker Room
1:15 p.m. Practice / Media Viewing
- Fri. Oct. 11:** 11:10 a.m. Practice / Media Viewing
12:50 p.m. John Harbaugh Podium & Open Locker Room

CONFERENCE CALLS

Ravens (Wednesday): John Harbaugh at 11:30 a.m.
Bengals (Thursday): Zac Taylor at 12:45 p.m.

CALLING THE ACTION

- Television: CBS - WJZ Ch. 13 (Baltimore)**
- Kevin Harlan (PBP) - Rich Gannon (analyst) - Jay Feely (field)
- Jonathan Segal (producer) - Mark Grant (director)
- Local Radio: WBAL (1090 AM/101.5 FM) & 98 Rock (97.9 FM)**
- Gerry Sandusky (PBP) - Jarret Johnson (analyst) - Kirk McEwen (field)
- National Radio: Sports USA Media**
- Josh Appel (PBP) - Charles Arbuckle (analyst)

COACH HARBAUGH SAYS

JOHN HARBAUGH ON IF THE RAVENS CAN EMERGE IN A TIGHT AFC NORTH RACE:

"It depends 100 percent on us and what we do. 'Us plus us' is what we're interested in, and that's the equation that we're believing in. Let's take care of our business, and business will be taken care of. We know our upcoming opponent - the Bengals - is very talented. We know we always play knock-down, drag-out games with them. We're going to be preparing to play our best game, because we're going to have to win the game."

INJURY UPDATE

Standout SS Tony Jefferson sustained a season-ending knee injury last week at Pittsburgh and was placed on IR. Starting CB Jimmy Smith left the Week 1 Miami game with a knee injury and has missed the past four contests. Standout slot CB Tavon Young will miss the entire season on IR with a neck injury suffered during training camp.

NOTE THE QUOTE

OFFENSIVE COORDINATOR GREG ROMAN ON QB LAMAR JACKSON:

"One of the most beautiful things about him is he's going to be his own harshest critic. And it doesn't matter what happened; he's always going to ask himself, 'What can I do better to make that play more successful or that situation more successful?' That's encouraging and exciting, and it bodes well for the future."

WHAT'S GOING ON?

GROUND & POUND 192.2 YPG
RAVENS SECOND-RANKED RUN GAME

308	372
JACKSON'S RUSHING YARDS	INGRAM II'S RUSHING YARDS
X Most among NFL QBs	X Ranks 10th in the NFL
X 6.16 YPC stands fourth overall in the NFL	X 6 Rushing TDs tie (C. McCaffrey) for NFL's second most

RAVENS INFORMATION

2019 RAVENS SCHEDULE [3-2]

Date	Opponent	Result/Time
Sun. Sept. 8	at Miami Dolphins	W, 59-10
Sun. Sept. 15	ARIZONA CARDINALS	W, 23-17
Sun. Sept. 22	at Kansas City Chiefs	L, 28-33
Sun. Sept. 29	CLEVELAND BROWNS	L, 25-40
Sun. Oct. 6	at Pittsburgh Steelers	W, 26-23 (OT)
Sun. Oct. 13	CINCINNATI BENGALS	1:00 p.m.
Sun. Oct. 20*	at Seattle Seahawks	4:25 p.m.
Sun. Oct. 27	BYE	
Sun. Nov. 3*	NEW ENGLAND PATRIOTS	8:20 p.m. (NBC)
Sun. Nov. 10*	at Cincinnati Bengals	1:00 p.m.
Sun. Nov. 17*	HOUSTON TEXANS	1:00 p.m.
Mon. Nov. 25	at Los Angeles Rams	8:15 p.m. (ESPN)
Sun. Dec. 1*	SAN FRANCISCO 49ERS	1:00 p.m.
Sun. Dec. 8*	at Buffalo Bills	1:00 p.m.
Thurs. Dec. 12	NEW YORK JETS	8:20 p.m. (FOX/NFLN)
Sun. Dec. 22*	at Cleveland Browns	1:00 p.m.
Sun. Dec. 29*	PITTSBURGH STEELERS	1:00 p.m.

*Flexible Scheduling Games Home Games in CAPS All Times Eastern

NUMBERS TO RAVE ABOUT

1 – NFL ranking among rookie receiving leaders for WR Marquise Brown in the following categories: catches (21), receiving yards (326) and receiving TDs (3, tied w/ Terry McLaurin).

2 – Fastest quarterbacks in NFL history (Lamar Jackson – 1,003 & Robert Griffin III – 1,048) to register 1,000 rushing yards, doing so in just 21 games each.

28 – Receptions by TE Mark Andrews, tying (Travis Kelce) for the NFL's fifth most among all tight ends. Of those 28 catches, 17 have gained first downs, which tie for the NFL's third most among all tight ends.

32.2 – Points scored per game by the Ravens, ranking No. 1 in the NFL.

45 – Big plays (any 10+ rush or 20+ reception) by the Ravens' offense, ranking as the NFL's second most (Dallas is first w/ 47).

53.5 – Defender passer rating by CB Marlon Humphrey, ranking No. 5 in the NFL (min. 10 targets) among all CBs. He has 1 INT and a team-best 5 PD this season.

311 – Receiving yards by TE Mark Andrews, ranking sixth among all NFL tight ends.

AFC NORTH STANDINGS

Team	W	L	T	Home	Road	Div.	Con.	PF	PA	Strk.
Baltimore	3	2	0	1-1	2-1	1-1	2-2	161	123	W 1
Cleveland	2	3	0	0-2	2-1	1-0	2-1	92	122	L 1
Pittsburgh	1	4	0	1-2	0-2	1-1	1-2	99	114	L 1
Cincinnati	0	5	0	0-2	0-3	0-1	0-2	80	136	L 5

NOTE OF THE WEEK I

Through five games, Ravens RB Mark Ingram II has scored 6 rushing TDs, tying (Christian McCaffrey) for the NFL's second most. Here are several facts about Ingram II's TDs this year and in his career:



- ✗ Ingram II has now produced 6 rushing TDs in six-straight seasons, marking the NFL's longest such active streak.
- ✗ Not since Adrian Peterson (seven, from 2007-13) has an NFL player scored at least 6 rushing TDs in six-straight seasons.
- ✗ All 6 of Ingram II's rushing TDs have come on the road in 2019.
- ✗ Ingram II has produced the NFL's fourth-most rushing TDs (56) since entering the NFL in 2011.
- ✗ Dating back to 2014, Ingram's 45 rushing TDs rank as the NFL's second most, only behind Todd Gurley's 51.
- ✗ Ingram II's 6 rushing TDs are the most ever by a Raven in the first five games of a season. Jamal Lewis (2003) and Willis McGahee (2009) each posted 5 rushing scores in a Baltimore season's first five games.

NOTE OF THE WEEK II

QB Lamar Jackson has been a passing *and* rushing threat on third down. He has gained 55 rushing yards and 6 first downs on 11 third-down rushing attempts, while his 120.3 passer rating on third down stands No. 3 in the NFL. (He's 26-of-36 for 361 yards, 3 TDs and 1 INT on third-down passing.)

NFL THIRD-DOWN RUSHING / 2019

FIRST DOWNS GAINED			YARDS GAINED		
Rk.	Players	1st Dns	Rk.	Player	Yds
1.	Ezekiel Elliott (Dal.)	... 7	1.	Dak Prescott (Dal.)	... 67
	Marlon Mack (Ind.)	... 7	2.	Ezekiel Elliott (Dal.)	... 58
3.	Lamar Jackson (Bal.)	.. 6	3.	Gardner Minshew (Jax.)	.. 57
	J. Brissett / C. Wentz	.. 6	4.	Lamar Jackson (Bal.)	.. 55

NFL THIRD-DOWN PASSING / 2019

PASSING TD PCT.			PASSER RATING		
Rk.	Players	Pct.	Rk.	Player	Rtg
1.	Carson Wentz (Phi.)	... 9.8	1.	Derek Carr (Oak.)	... 123.4
2.	Mason Rudolph (Pit.)	... 9.5	2.	D. Watson (Hou.)	... 123.2
3.	Lamar Jackson (Bal.)	.. 8.3	3.	Lamar Jackson (Bal.)	.. 120.3
	Matt Ryan (Atl.)	... 8.3	4.	Russell Wilson (Sea.)	.. 119.6
5.	Tom Brady (NE)	... 7.5	5.	Carson Wentz (Phi.)	.. 117.4

RAVENS-BENGALS CLOSE CALLS IN B-MORE:

The last **SIX** Ravens-Bengals games played in Baltimore (since 2013) have all been decided by **ONE** score. During this span, each team has won three times, including Baltimore by 3 (2018), 5 (2016) and 3 (2013) points.

RAVENS / BENGALS INFORMATION

2019 NFL RANKINGS

OFFENSE

Category	--Ravens--		--Bengals--	
	Stats	Rank	Stats	Rank
Total Offense	441.4	3	319.2	26
Rush Offense	192.2	2	61.2	31
Pass Offense	249.2	13	258.0	9
Points Per Game	32.2	1	16.0	29
3rd-Down Off. %	46.0	9	38.6	17
4th-Down Off. %	70.0	9	28.6	23
Red Zone Off. (TD%)	63.6	8t	28.6	31

DEFENSE

Category	--Ravens--		--Bengals--	
	Stats	Rank	Stats	Rank
Total Defense	370.2	21	411.8	31
Rush Defense	90.2	10	167.6	31
Pass Defense	280.0	29	244.2	17
Points Per Game	24.6	22t	27.2	27
3rd-Down Def. %	36.5	10	41.1	20
4th-Down Def. %	66.7	23t	50.0	14t
Red Zone Def. (TD%)	55.6	18	47.4	7t

TEAM

Category	--Ravens--		--Bengals--	
	Stats	Rank	Stats	Rank
Turnover Ratio	even	15t	-5	29t
Penalties	35	11t	37	15t
Penalty Yards	269	7	291	11t

RAVENS-BENGALS SERIES HISTORY

- **All-Time Series:** Tied, 23-23.
- **In Baltimore:** Ravens are 15-8. • **In Cincinnati:** Ravens are 8-15.
- **Under John Harbaugh (since 2008):** Ravens are 10-12.

RAVENS-BENGALS / SINCE 2008 / JOHN HARBAUGH ERA

Date	Location	Result	Attend.
09/07/08	Baltimore	Ravens, 17-10	70,978
11/30/08	Cincinnati	Ravens, 34-3	63,871
10/11/09	Baltimore	Bengals, 17-14	71,161
11/08/09	Cincinnati	Bengals, 17-7	64,313
09/19/10	Cincinnati	Bengals, 15-10	64,071
01/02/11	Baltimore	Ravens, 13-7	71,088
11/20/11	Baltimore	Ravens, 31-24	71,320
01/01/12	Cincinnati	Ravens, 24-16	63,439
09/10/12	Baltimore	Ravens, 44-13	71,064
12/30/12	Cincinnati	Bengals, 23-17	61,565
11/10/13	Baltimore	Ravens, 20-17 OT	70,992
12/29/13	Cincinnati	Bengals, 34-17	62,406
09/07/14	Baltimore	Bengals, 23-16	70,925
10/26/14	Cincinnati	Bengals, 27-24	55,711
09/27/15	Baltimore	Bengals, 28-24	70,970
01/03/16	Cincinnati	Bengals, 24-16	57,254
11/27/16	Baltimore	Ravens, 19-14	70,903
01/01/17	Cincinnati	Bengals, 27-10	54,944
09/10/17	Cincinnati	Ravens, 20-0	55,254
12/31/17	Baltimore	Bengals, 31-27	70,507
09/13/18	Cincinnati	Bengals, 34-23	50,018
11/18/18	Baltimore	Ravens, 24-21	70,077

All-time series results appear on pages 342 of the Ravens' media guide.

2019 RAVENS / BENGALS LEADERS

PASSING YARDS [TDs/INTs]

Lamar Jackson . . . 1,271 (11/5)	Andy Dalton 1,412 (7/4)
Robert Griffin III 55 (1/0)	n/a n/a (n/a)

RUSHING YARDS [AVG.]

Mark Ingram II 372 (5.03)	Joe Mixon 242 (3.67)
Lamar Jackson 308 (6.16)	Giovani Bernard 45 (2.37)

RECEIVING YARDS [CATCHES]

Marquise Brown 326 (21)	Tyler Boyd 406 (37)
Mark Andrews 311 (28)	John Ross (IR) 328 (16)
Willie Snead IV 205 (12)	Auden Tate 170 (14)

POINTS

Justin Tucker 45	Randy Bullock 32
Mark Ingram II 38	John Ross (IR) 18
M. Andrews / M. Brown . . . 18	Five Players 6

INTERCEPTIONS [YARDS]

Maurice Canady 1 (3)	William Jackson 1 (27)
J. Bynes/M. Humphrey . . . 1 (n/a)	Darius Phillips 1 (19)
Earl Thomas III 1 (14)	n/a n/a

SACKS [YARDS]

Matthew Judon 3 (-23)	Sam Hubbard 3 (-21)
Pernell McPhee 3 (-18)	Geno Atkins 1 (-2)
Three Players 1 (n/a)	C. Dunlap/D. Kirkpatrick . 1 (n/a)

TACKLES

Patrick Onwuasor 29	Shawn Williams 43
Tony Jefferson (IR) 21	Nick Vigil 38

GROSS PUNTING [NET]

Sam Koch 48.0 (43.2)	Kevin Huber 43.4 (40.3)
--------------------------------	-----------------------------------

FIELD GOALS [PCT.]

Justin Tucker . . . 10/10 (100.0)	Randy Bullock 8/10 (80.0)
-----------------------------------	-------------------------------------

PUNT RETURN YARDS [AVG.]

Cyrus Jones 90 (12.9)	Alex Erickson 52 (7.4)
---------------------------------	----------------------------------

KICKOFF RETURN YARDS [AVG.]

Justice Hill 182 (22.8)	Darius Phillips 137 (22.8)
-----------------------------------	--------------------------------------

2019 TALE OF THE TAPE

Category	Ravens	Bengals
Record	3-2	0-5
Current Streak	Won 1	Lost 5
Points Scored	161	80
TDs Scored	19	8
Rushing TDs Scored	7	1
Passing TDs Scored	12	7
TDs on Returns	0	0
Points Against	123	136
TDs Allowed	13	15
Rushing TDs Allowed	7	7
Passing TDs Allowed	6	8
TDs on Returns Allowed	0	0
Time of Poss. Avg.	35:18	29:10
KOR Avg. For	22.6	24.3
KOR Avg. Against	15.6	21.8
PR Avg. For	12.9	6.4
PR Avg. Against	5.5	4.6
Sacks	9	6
Sacks Allowed	15	20
Interceptions	4	2
Interceptions Thrown	5	4
Fumbles Lost/Recovered	1/2	6/3

RAVENS / BENGALS INFORMATION

RAVENS / BENGALS CONNECTIONS

Franchise Connections

• Baltimore quarterbacks coach **James Urban** spent seven seasons (2011-17) with Cincinnati as wide receivers coach. From 2011-17, Urban helped Bengals **WR A.J. Green** rank fourth in the league in receiving yards (8,213), fifth in receptions (556) and sixth in receiving TDs (57).

• Cincinnati special teams coordinator **Darrin Simmons** spent his first year (1998) in the NFL with the Ravens as assistant special teams coach/assistant strength and conditioning coach.

• Bengals **CB Tony McRae** spent part of the 2017 season with the Ravens and played in four games, after spending two weeks on the practice squad.

Local Connections

• Several Baltimore coaches and players have ties to the University of Cincinnati: head coach **John Harbaugh** (special teams/TEs, OLBs/RBs; 1989-94 & assistant head coach; 1995-96), defensive coordinator **Don Martindale** (DEs; 1996 & LBs/special teams coordinator; 1997-98), senior assistant/running backs coach **Craig Ver Steeg** (QB/WRs/recruiting coordinator; 1990-93), assistant defensive backs coach **Jesse Minter** (defensive graduate assistant/LBs; 2007-09), assistant special teams coach **T.J. Weist** (WRs; 2010-12).

• Additionally, Ravens defensive backs coach **Chris Hewitt** (1992-95) and **WR Chris Moore** (2012-15) played collegiately for the Bearcats.

• Both Harbaugh (Perrysburg) and Martindale (Dayton) hail from Ohio, as well as **G/C Matt Skura** (Columbus) and **DE Chris Wormley** (Toledo).

• Ravens **DT Brandon Williams** attended Harmony Prep in Cincinnati.

• Bengals senior defensive assistant **Mark Duffner** served as head coach for the University of Maryland for five seasons (1992-96), compiling an 80-40-1 record and leading the Terrapins back to the national rankings in 1995 for the first time in nine seasons.

LAST GAME VS. CINCY: 11/18/18

RAVENS 24, BENGALS 21

M&T Bank Stadium • Nov. 18, 2018 • Week 11

On Nov. 25, 2018 at M&T Bank Stadium, Baltimore produced a 24-21 home win over Cincinnati in Week 12. The Ravens registered the then-fifth-most rushing yards (267, tied) in franchise history in the victory. Then-rookies QB Lamar Jackson (119) and RB Gus Edwards (115) each rushed for over 100 yards, marking the first time in NFL history that a team had a rookie QB & RB each surpass 100 rushing yards in a game. (Jackson's 119 also stand as the most in league history by a QB in his starting debut.) Filling in for injured QB Joe Flacco (hip), Jackson completed 13 of 19 passes for 150 yards, 0 TDs and 1 INT, finding WR Willie Snead IV 5 times for a team-high 51 receiving yards. In the end, the Ravens' defense made a stop when the Bengals had the ball at their own 10-yard line with 2:45 left. Cincinnati's final effort came on a fourth-and-3 from their 37 that failed when Ravens CB Marlon Humphrey knocked away the intended pass for WR Cody Core. Baltimore outgained Cincinnati in total yards, 403 to 255, marking the third-fewest yards permitted by the Ravens in 2018.

LAST WEEK AT PITTSBURGH

RAVENS 26, STEELERS 23 (OT)

Heinz Field • Oct. 6, 2019 • Week 5

In another dramatic finish to one of the best rivalries in all of sport, the Ravens stopped the Steelers, 26-23 in overtime, at Heinz Field last Sunday. The victory came when K Justin Tucker, the best kicker (percentage) in NFL history, nailed a 46-yard FG with 5:26 left in the extra period. Baltimore had lost two in a row, and Pittsburgh dropped its fourth game in five outings. Tucker's winning boot



was set up by a spectacular play from CB Marlon Humphrey, who punched out a completion to WR JuJu Smith-Schuster and then recovered the ball at the Steelers' 34-yard line. Pittsburgh starting QB Mason Rudolph was knocked unconscious on a hit from S Earl Thomas III and had to leave the game in the third quarter. He was replaced by rookie QB Devlin Hodges, who then directed a touchdown drive that ended with a 1-yard RB James Conner score that gave the Steelers a 20-17, late third-quarter advantage. Tucker's 26-yarder tied the game at 20 with 11:39 left in the fourth quarter. A K Chris Boswell 33-yarder gave the lead back to the Steelers before Tucker tied the game at 23-23 with a 48-yard FG with 10 seconds left in regulation. The Ravens took a 17-7, first-quarter lead on TDs by RB Mark Ingram II (4 yards) and WR Marquise Brown (11 yards from QB Lamar Jackson), plus a 27-yard Tucker FG. Two Boswell FGs in the second period made the score 17-13 at the half. Smith-Schuster scored a Steelers' TD in the initial quarter on a 35-yard catch and run from Rudolph, who was 13-of-20 for 131 yards. Smith-Schuster finished with 7 catches for 75 yards. Jackson completed 19 of 28 for 161 yards and was intercepted 3 times. He added 70 rushing yards on 14 carries to lead all runners for the game. TE Mark Andrews caught 5 for 45, while WR Willie Snead IV (51 yards) and TE Hayden Hurst (32) each grabbed 4 catches. Ravens S Tony Jefferson left the game with a knee injury that ended his season.

RAVENS RADIO BROADCASTS

• The Ravens' 2019 radio team features Gerry Sandusky and former Ravens OLB Jarret Johnson. Sandusky, WBAL-TV 11's sports director, delivers the play-by-play for the broadcast team, while Johnson serves as a color analyst.

• Ravens games can be heard on 98Rock (97.9 FM), WBAL 1090 AM/101.5 FM, baltimoreravens.com, in the Ravens mobile app (when fans are in Baltimore) and on 26 regional affiliates. The network broadcast spans four states – Maryland, Pennsylvania, Delaware & Kentucky – and Washington, D.C.

• Additionally, Ravens games can be heard in Spanish on WDCN La Nueva 87.7 FM in the D.C. area. Games are called by David Andrade and Gustavo Salazar, with Ximena Lugo as producer.



RAVENS WINNING WAYS

TOP FRANCHISES / SINCE 2000

TOTAL WINS

1. New England Patriots . . . 260
2. Pittsburgh Steelers . . . 213
3. Indianapolis Colts . . . 206
4. Green Bay Packers . . . 200
5. Philadelphia Eagles . . . 198
- 6. BALTIMORE RAVENS . . . 194**

SUPER BOWL BERTHS

1. New England Patriots . . . 9
2. New York Giants . . . 3
- Pittsburgh Steelers . . . 3
- Seattle Seahawks . . . 3
- 5. BALTIMORE RAVENS . . . 2**
- Car., Den., Ind., Phi. . . . 2

SUPER BOWL TITLES

1. New England Patriots . . . 6
- 2. BALTIMORE RAVENS . . . 2**
- New York Giants . . . 2
- Pittsburgh Steelers . . . 2
- Den., GB, Ind., 1
- NO, Phi., Sea., TB 1

CONF. TITLE GAMES

1. New England Patriots . . 13
- Philadelphia Eagles 6
- Pittsburgh Steelers 6
- 4. BALTIMORE RAVENS 4**
- Green Bay Packers 4
- Indianapolis Colts 4

WINNING SEASONS

1. New England Patriots . . 18
2. Pittsburgh Steelers 15
3. Indianapolis Colts 14
- 4. Baltimore Ravens 13**
- GB, Phi. & Sea. 13

PLAYOFF BERTHS

1. New England Patriots . . 16
2. Indianapolis Colts 14
3. Green Bay Packers 13
4. Phi., Pit. & Sea. 12
- 7. BALTIMORE RAVENS 11**

PLAYOFF GAMES

1. New England Patriots . . 40
2. Indianapolis Colts 26
3. Pittsburgh Steelers 25
- Philadelphia Eagles . . . 25
- 5. BAL., GB, Sea. 24**

PLAYOFF WINS

1. New England Patriots . . 30
- 2. BALTIMORE RAVENS . . . 15**
- Pittsburgh Steelers 15
- Philadelphia Eagles . . . 14
5. Indianapolis, Seattle . . . 13

PLAYOFF PERFORMERS



In a magnificent effort showcasing thrilling performances by their defense, offense and special teams units, the Baltimore Ravens won Super Bowl XXXV with a 34-7 victory over the New York Giants. Allowing the Giants a meager 152 total net yards, New York's attack crossed midfield just twice, while Baltimore's "D" posted 4 INTs. LB Ray Lewis was named the game's MVP, capping an accolade-filled season in which he was also tabbed the NFL's Defensive Player of the Year.

Baltimore defeated San Francisco, 34-31, in Super Bowl XLVII, capturing the franchise's second World Championship. After an amazing first-half performance, the Ravens took a commanding 28-6 lead. But following a bizarre, 34-minute power outage that halted play, the 49ers stormed back into contention. Clinging to a 34-29 edge late in the game, the Ravens stood firm on a pivotal goal-line stand, jamming SF on four-straight plays inside the 7-yard line. QB Joe Flacco was named the game's MVP.

PLAYOFF PERFORMERS

PLAYOFF WINNING PERCENTAGE (Since 1970 Merger)

Rk.	Team	Record	Pct.
1.	New England Patriots*****	36-19	.655
2.	Baltimore Ravens**	15-9	.625
	New York Giants****	20-12	.625
4.	San Francisco 49ers*****	30-19	.612
5.	Pittsburgh Steelers*****	36-24	.600

* Number of Super Bowl Titles

JOHN HARBAUGH ERA [SINCE 2008]

PLAYOFF BERTHS

1. New England Patriots . . 10
2. Green Bay Packers 8
- 3. BALTIMORE RAVENS 7**
- Indianapolis Colts 7
- Pittsburgh Steelers 7
- Seattle Seahawks 7

TOTAL WINS

1. New England Patriots . . 155
2. Pittsburgh Steelers . . . 124
3. Green Bay Packers . . . 119
- New Orleans Saints . . . 119
- 5. BALTIMORE RAVENS . . . 117**
6. Seattle Seahawks 111

PLAYOFF WINS

1. New England Patriots . . 16
- 2. BALTIMORE RAVENS . . . 10**
3. Green Bay Packers 9
- Seattle Seahawks 9
5. Pittsburgh Steelers 8

PLAYOFF GAMES

1. New England Patriots . . 23
- 2. BALTIMORE RAVENS . . . 16**
- Green Bay Packers 16
4. Seattle Seahawks 15
5. Pittsburgh Steelers 14

AFC TITLE GAMES

1. New England Patriots . . 8
- 2. BALTIMORE RAVENS . . . 3**
- Pittsburgh Steelers 3
4. Denver Broncos 2
- Indianapolis Colts 2
- New York Jets 2

PLAYOFF ROAD WINS

- 1. BALTIMORE RAVENS . . . 7**
2. Green Bay Packers 5
3. New York Jets 4
4. Philadelphia Eagles . . . 3
- San Francisco 49ers . . . 3
6. Ind., LAC, NYG, Pit., Sea. . 2

REG. SEASON WINS

1. New England Patriots . . 139
2. Pittsburgh Steelers . . . 116
3. New Orleans Saints . . . 112
4. Green Bay Packers . . . 110
- 5. BALTIMORE RAVENS . . 107**
6. Indianapolis Colts . . . 104
7. Atlanta Falcons 103

REG. SEASON HOME WINS

1. New England Patriots . . 78
- 2. BALTIMORE RAVENS . . . 66**
- Green Bay Packers 66
4. New Orleans Saints . . . 64
- Pittsburgh Steelers 64
6. Minnesota Vikings 61
- Seattle Seahawks 61

SUPER BOWL SUCCESS

The Baltimore Ravens are one of four franchises (New England, NY Giants and Pittsburgh) to win multiple Super Bowls since 2000.

HEAD COACH JOHN HARBAUGH

ALL-TIME RAVENS COACHING RECORDS

John Harbaugh is the third head coach in Baltimore Ravens history. He is the franchise's all-time winningest coach (117 total victories).

Coach	Seasons	Reg. Season	Playoffs	Total
John Harbaugh	2008-19	107-74	10-6	117-80
Brian Billick	1999-2007	80-64	5-3	85-67
Ted Marchibroda	1996-98	16-31-1	n/a	16-31-1

**SUPER BOWL
XLVII
CHAMPION**

HARBAUGH COACHING RECORDS (2008-19)

- Overall Career Record... 117-80
- Regular Season Record... 107-74
- at Home... 66-24
- on Road... 41-50
- vs. AFC... 81-55
- vs. AFC North... 41-27
- vs. NFC... 26-19
- Playoffs Record... 10-6
- Home Playoff Games... 2-1
- Road Playoff Games... 7-5
- Super Bowl Record... 1-0
- vs. Cincinnati... 10-12

RAVENS WINS UNDER HARBAUGH

Including playoffs (10-6), the Ravens are 117-80 since John Harbaugh's 2008 arrival, ranking as the NFL's fifth-most total wins.

TOTAL NFL WINS / INCLUDING PLAYOFFS / SINCE 2008

Rk.	Team	Total Wins
1.	New England Patriots	155
2.	Pittsburgh Steelers	124
3.	Green Bay Packers	119
	New Orleans Saints	119
5.	Baltimore Ravens	117

HARBS' RAVENS TENURE

Year	Record	Playoffs (Result)
2019	3-2	n/a
2018	10-6	0-1 (Advanced to Wild Card Round)
2017	9-7	No Playoff Berth
2016	8-8	No Playoff Berth
2015	5-11	No Playoff Berth
2014	10-6	1-1 (Advanced to Divisional Round)
2013	8-8	No Playoff Berth
2012	10-6	4-0 (Won Super Bowl XLVII)
2011	12-4	1-1 (Advanced to AFC Championship)
2010	12-4	1-1 (Advanced to Divisional Round)
2009	9-7	1-1 (Advanced to Divisional Round)
2008	11-5	2-1 (Advanced to AFC Championship)

AN ELITE GROUP

MOST PLAYOFF WINS BY A COACH / FIRST 11 SEASONS / ALL TIME

Coach (Team)	Playoff Wins	Seasons
Joe Gibbs (Was.)	15	1981-91
Chuck Noll (Pit.)	14	1969-79
Bill Belichick (Cle. & NE)	11	1991-95, 2000-05
John Harbaugh (Bal.)	10	2008-18
Pete Carroll (NE & Sea.)	10	1997-98, 2010-16
Mike McCarthy (GB)	10	2006-16
Andy Reid (Phi.)	10	1999-2009
George Seifert (SF & Car.)	10	1989-96, '99-'01
Bill Walsh (SF)	10	1979-88

HARBAUGH FAST FACTS

John Harbaugh has led the Ravens to a playoff berth in seven (2008-12, 2014 & 2018) of his 11 full seasons, and in 2012, captured the franchise's second Super Bowl title. Under "Harbs," the Ravens have secured an appearance in three AFC Championships (2008, 2011 & 2012).

Here are several Harbaugh quick hits:

- The Ravens are one of only six teams (NE – 10; GB – 8; Bal., Ind., Pit. & Sea. – 7) to earn at least seven postseason berths in the last 11 years. (Baltimore has won at least one game in six of those seven playoff campaigns.)
- The Ravens' 10 playoff wins since 2008 rank second only to New England's 16.
- "Harbs" is the only head coach in NFL history to win a playoff game in each of his first four and five seasons.
- John and his brother, Jim (formerly of the 49ers), are the only head coaches to advance to three conference title games in the first five years as NFL bosses.
- Harbaugh is the only coach in NFL history to win a playoff game in six of the first seven seasons of a coaching career.
- In 2012, Harbaugh became the third coach (with Bill Cowher & Chuck Knox) since the 1970 merger to guide his team to the playoffs in each of his first five seasons.
- Harbaugh owns the fourth-most playoff wins (10, tied) by a coach in his first 11 seasons all time. (See chart at left.)
- With the Ravens' 2014 playoff berth, Harbaugh became one of eight coaches in NFL history to make the postseason in six of their first seven seasons coaching.
- Of coaches to make the playoffs in at least seven of their first 11 years, "Harbs" is one of four active coaches to do so (Pete Carroll - 8, Andy Reid - 8 & Mike Tomlin - 8).
- Harbaugh, Tom Landry (Dal.) and Tom Coughlin (Jax./NYG) own the most road playoff wins (7) by a HC in NFL history.



HEAD COACH JOHN HARBAUGH

ACTIVE HEAD COACH WINNING PERCENTAGE

Baltimore Ravens head coach John Harbaugh owns the fifth-best winning percentage (.594) among active coaches (min. 75 games), compiling a strong 117-80 record (including playoffs).

ACTIVE HEAD COACHES / CAREER WINNING PERCENTAGE (Totals Include Regular Season and Playoff Games / Min. 75 Games)

Rk.	Coach	Team	Seasons	Record	Pct.
1.	Bill Belichick	Cle./NE	1991-95, 2000-19	297-134	.689
2.	Mike Tomlin	Steelers	2007-19	134-77-1	.634
3.	Sean Payton	Saints	2006-19	130-81	.616
4.	Andy Reid	Phi./KC	1999-2019	211-139-1	.603
5.	John Harbaugh	Ravens	2008-19	117-80	.594
6.	Pete Carroll	NYJ/NE/Sea.	'94, '97-99, '10-19	136-94-1	.591
7.	Mike Zimmer	Vikings	2014-19	51-36-1	.585

HARBS' REG. SEASON TRENDS

On grass	50-36
Artificial turf	57-38
September	27-14
October	18-25
November	32-13
December	27-20
January	3-2
Leading at halftime	87-18
Leading after 3 quarters	94-16
When scoring first	79-25
Positive or even turnover ratio	83-31
Scoring 20 or more points	90-34
Scoring 30 or more points	38-5
Totaling 350 or more net yards	60-28
Rushing for 150 or more yards	36-9
Holding opp. under 250 net yards	39-6
Holding opp. under 21 points	87-15
Holding opp. under 15 points	63-7

POSTSEASON SUCCESS: ACTIVE COACHES

PLAYOFFS WIN PERCENTAGE (Min. 5 Games)

Rk.	Coach	Rec.	Pct.
1.	Bill Belichick	31-11	.738
2.	John Harbaugh	10-6	.625
3.	Dan Quinn	3-2	.600
4.	Sean Payton	8-6	.571
5.	Pete Carroll	10-8	.556

SUPER BOWL TITLES

1. Bill Belichick	6
2. John Harbaugh	1
Pete Carroll	1
Sean Payton	1
Doug Pederson	1
Mike Tomlin	1

HARBAUGH'S CAREER STOPS

Team	Position	Years
Baltimore Ravens	Head Coach	2008-19
Philadelphia Eagles	Secondary	2007
Philadelphia Eagles	Special Teams Coord.	1998-2006
Indiana University	DBs/Special Teams Coord.	1997
University of Cincinnati	Assistant Head Coach	1995-96
University of Cincinnati	TEs/OLBs/RBs/Special Teams	1989-94
Morehead State	DBs/ST Coord./S&C Coach	1988
University of Pittsburgh	Tight Ends	1987
Western Michigan	Graduate Assistant	1984-86

RAVENS UNDER HARBAUGH: SINCE 2008

3

AFC TITLE GAMES
(2nd Most - tied, Pit.)

7

ROAD PLAYOFF WINS
(NFL High)

10

PLAYOFF WINS
(2nd Most, NE - 16)

66

WINS AT HOME
(2nd Most, Tied, GB)

117

TOTAL VICTORIES
(5th Most)

"I can't think of a coach I respect any more than John. He's got an amazing presence about him. Look what he's done. He's done great things for this organization."

- Jim Nantz, CBS Announcer, Dec. 2018



RAVENS SPECIAL TEAMS NOTES

HORTON INHERITS A RICH HISTORY

Following the 2019 retirement of longtime ST coordinator Jerry Rosburg, Chris Horton took over as the Ravens' special teams coach. Horton served as Rosburg's assistant coach for the past three seasons and now leads Baltimore's standout ST battery.

SIX PRO BOWLERS

• Six Ravens have earned eight combined Pro Bowl honors during the John Harbaugh Era (since 2008): ST Brendon Ayanbadejo (2008), K Billy Cundiff (2010), RS Jacoby Jones (2012), K Justin Tucker (2013 & 2016), LS Morgan Cox (2015 & 2016) and P Sam Koch (2015).

PRIME KICKER & PUNTER

• Two-time Pro Bowl K Justin Tucker, who the Ravens signed as a rookie free agent, owns the NFL's most FGs (247) since entering the NFL in 2012. With a 90.5% career success mark, "Tuck" is the most accurate kicker in league history (247-of-273 on FGAs). Earning his first Pro Bowl nod in 2015, P Sam Koch's 46.7 gross average ranked No. 9 in the NFL that season, while his 42.9 net average was No. 2. In 2017, Koch led the NFL in both punts inside the 10 (16) and the 20 (a franchise-record 40).

2018: ANOTHER RAVENS RETURN MAN SCORES BIG

• In Week 12's win vs. Oakland, Baltimore native CB/RS Cyrus Jones posted a 70-yard punt return TD, marking the Ravens' first PR-TD since 10/15/17, when Michael Campanaro had a 77-yarder vs. Chicago. Dating back to 2011, six different Ravens have returned punts for touchdowns: Campanaro, Kaelin Clay, Tandon Doss, C. Jones, Jacoby Jones and Lardarius Webb.

RAVENS' BIG RETURNS IN JONES' MAGICAL SEASON

• Led by Pro Bowl RS Jacoby Jones in the 2012 Super Bowl season, Baltimore ranked first in the NFL in KOR average (27.3). Jones, who became the first player ever to record dual KORs of at least 105 yards in a career, tied for a league-leading 3 kick return TDs (2 KORs & 1 PR). He also tied an NFL record for longest KOR in a Super Bowl with his 108-yard KOR-TD. (In 2014's game at Pit., he added another 108-yarder to his resume, marking 4 total KOR-TDs over 100 yards in his career.)

BALTIMORE BLOCK PARTY

Since 2014, the Ravens own the NFL's fifth-most blocked kicks (13), including an NFL-high 4 (tied) in 2016.

MOST BLOCKED KICKS (Since 2014)

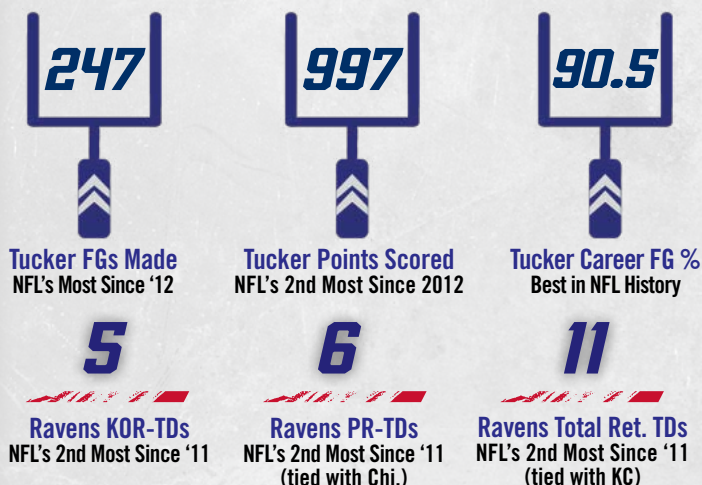
Rk.	Team	Blocks
1.	Philadelphia	16
2.	Miami / NE	15
4.	Denver	14
5.	Baltimore	13

MOST BLOCKED KICKS (2016 Season)

Rk.	Team	Blocks
1.	Baltimore	4
	Miami	4
3.	Five Teams	3

RAVENS' 13 BLOCKS: BREAKDOWN (SINCE 2014)

Total Blocks ... 13	1st Qtr. 3	When Losing ... 8
FG Blocks 7	2nd Qtr. 1	When Winning ... 3
PAT Blocks 3	3rd Qtr. 3	When Tied 2
Punt Blocks 3	4th Qtr. 6	Record 9-4



SEVEN STRAIGHT IN TOP 6

In the past seven seasons (2012-18), in the annual special teams report from senior NFL writer Rick Gosselin, Baltimore has ranked in the NFL's Top 6 for seven-straight seasons. (Gosselin's report is recognized by NFL teams as a special teams measuring stick.)

RAVENS SPECIAL TEAMS RANKINGS IN RICK GOSSELIN'S ANNUAL REPORT (Past Seven Seasons)

Season	Ranking
2018	.6th
2017	.4th
2016	.5th
2015	.1st
2014	.5th
2013	.5th
2012	.2nd

No other NFL team has been in the Top 6 (or even the Top 10) in each of the past seven seasons.

TOP KOR AVERAGE

Since 2008, when John Harbaugh became the Ravens' head coach, Baltimore owns the NFL's No. 1 KOR average (25.1).

NFL KICKOFF RETURN AVERAGE (Since 2008 / Harbaugh's Baltimore Tenure)

Rk.	Team	KOR	Yards	Avg.	Long	TDs
1.	Baltimore Ravens	487	12,219	25.1	108t	7
2.	Minnesota Vikings	524	12,824	24.5	109t	10
3.	New York Jets	549	13,112	23.9	107t	7

RAVENS OFFENSIVE NOTES

ROMAN ELEVATED TO O.C.

Following the 2018 season, the Ravens named Greg Roman their offensive coordinator. Roman is a 21-year NFL coaching veteran who spent 2018 as the team's assistant head coach/TEs coach. He re-joined the Ravens in 2017 as a senior offensive assistant/TEs coach after his first stint with the team as an assistant O-line coach from 2006-07.

Previously, Roman was a successful "O" coordinator with the Buffalo Bills (2015-16) and San Francisco 49ers (2011-14). With each team, Roman worked with QBs who totaled their highest single-season passer ratings under his guidance: Tyrod Taylor (Bills – 99.4 in 2015), Colin Kaepernick (49ers – 98.3 in 2012) and Alex Smith (49ers – 104.1 in 2012).



TEAM RECORDS SET IN WEEK 1 OF 2019

On Sept. 8 at Miami, the Ravens established team records for most points (59) and yards (643) in a game, beating the Dolphins 59-10 on Kickoff Weekend. Here are the top marks in franchise history:

MOST TOTAL NET YARDS / RAVENS SINGLE-GAME HISTORY

Rk.	Yards	Date/Opp.	Result
1.	643	9/8/19 at Mia.	W, 59-10
2.	553	9/25/11 at STL	W, 37-7
3.	548	12/13/09 vs. Det.	W, 48-3
4.	533	12/23/12 vs. NYG	W, 33-14
5.	503	9/23/12 vs. NE	W, 31-30

MOST POINTS / RAVENS SINGLE-GAME HISTORY

Rk.	Points	Date/Opp.	Result
1.	59	9/8/19 at Mia.	W, 59-10
2.	55	11/11/12 vs. Oak.	W, 55-20
3.	48	12/19/05 vs. GB	W, 48-3
	48	12/13/09 vs. Det.	W, 48-3
	48	10/12/14 at TB	W, 48-17

The Ravens' 643 yards of offense are the most in an NFL game since 2012, when Houston posted 653 vs. Jacksonville.

RAVENS SET FRANCHISE MARK

Boasting the NFL's No. 2 ground attack (152.6 ypg) in 2018, the Ravens racked up the most total net yards (5,999) and second-most rushing yards (2,441) in single-season franchise history.

RAVENS SINGLE-SEASON OFFENSIVE RECORDS

MOST RUSHING YARDS		MOST TOTAL NET YARDS			
Rk.	Year	Yards	Rk.	Year	Yards
1.	2003	2,674	1.	2018	5,999
2.	2018	2,441	2.	2014	5,838
3.	2008	2,376	3.	2015	5,749

RUN GAME FAST FACTS

- Under John Harbaugh, when rushing for at least 125 yards, the Ravens have produced a 58-14 record. Baltimore is 36-9 when rushing for at least 150 yards and 16-2 when tallying at least 200 under "Harbs."
- The Ravens' 961 rushing yards in 2019 are the second most ever by a Baltimore offense through the first five games of a season. In 2003, the Ravens tallied 998 rushing yards in the opening five games.
- RB Mark Ingram II (372) and QB Lamar Jackson (308) have combined to produce 680 of the Ravens' 961 rushing yards in 2019.

2019 RANKINGS

- 3RD – TOTAL YPG
- 2ND – RUSH YPG
- 13TH – PASS YPG
- 1ST – PPG

Lamar Jackson's Big Start to 2019:

Jackson (2019) and Michael Vick (2011) are the only QBs in NFL history to produce at least 1,200 passing yards and 300 rushing yards in the first five weeks of a season. Jackson: 1,271 & 308; Vick: 1,336 & 318.

BIG PLAY "O"

Baltimore's offense has been explosive through the first five weeks of the 2019 campaign, producing the NFL's second-most big plays (any 10+ rush or 20+ pass).

TOTAL BIG PLAYS

Rk.	Team	TBP
1.	Dallas	47
2.	Baltimore	45
3.	Minnesota	44

10+ YARD RUSHES

Rk.	Team	10+
1.	Minnesota	27
	San Francisco	27
3.	Baltimore	25

20+ YARD PASS COMPLETIONS

Rk.	Team	20+
1.	Kansas City	28
2.	Dallas	24
3.	New England	23

Rk.	Team	20+
4.	LA Rams	22
5.	LA Chargers	21
6.	Baltimore	20
	Four Other Teams	20

TOP OFFENSIVE RANKINGS

Entering Week 6, Baltimore's offensive attack ranks No. 1 in points per game and No. 3 in yards per game.

2019 TOTAL OFFENSE

Rk.	Team	YPG
1.	Dallas	452.8
2.	Kansas City	444.6
3.	Baltimore	441.4
4.	San Francisco	427.3

2019 SCORING OFFENSE

Rk.	Team	PPG
1.	Baltimore	32.2
2.	San Francisco	31.8
3.	New England	31.0
4.	Kansas City	29.6


Did You Know? Baltimore's 32.2 points and 441.4 net yards per game averages are the highest by a Ravens' team in the first five games of a season in franchise history.

RAVENS DEFENSIVE NOTES

WINK IS THE D.C.

In his first year (2018) as Baltimore's D.C., Don "Wink" Martindale led the Ravens' unit to a No. 1-overall ranking, allowing an NFL-best 292.9 yards per game. Baltimore also permitted the league's second-fewest points per game (17.9), just behind Chicago's 17.7. For his coaching efforts, Martindale was recognized by *SI/MMQB* as the Assistant Coach of the Year and was the *AP* NFL runner-up (then-Bears' DC Vic Fangio) for the same award.

The 2019 campaign marks Martindale's 15th season in the NFL, where he has also spent time with Oakland (2004-08) and Denver (2009-10). In 2010, he was Denver's D.C.



2018 "D" NUMBERS TO RAVE ABOUT

1 – NFL team (Baltimore) to rank in the NFL's Top 5 in rush (82.9 – fourth) and pass (210.0 – fifth) defense.

4.81 – Yards per play the Ravens' defense allowed, ranking as the NFL's second-best mark. (Chicago was first at 4.78.)

34.1 – Third-down percentage, ranking No. 3.

50 – Plays of 20+ yards Baltimore allowed, ranking as the NFL's fourth fewest (tied with Minnesota).

58 – Points the Ravens allowed in the fourth quarter, the NFL's fewest. (Tennessee was second at 62.)

86 – Tackles for loss by Baltimore, tying (Chi. & Phi.) for fifth.

89 – Passes defended by Baltimore, ranking third.

80.6 – Defensive passer rating by Baltimore, ranking No. 2.

111 – Points allowed by Baltimore in the second half, ranking as the NFL's fewest. (Tennessee was second at 125.)

BALTIMORE: THE SHUTOUT CITY

Since 2017, 20 shutouts have been pitched by defenses throughout the NFL. Of those, a league-high 4 have come courtesy of the Ravens.

MOST SHUTOUTS (Since 1996 / Ravens' Inception)		MOST SHUTOUTS (Since 2017)	
Rk.	Team	Rk.	Team
1.	Baltimore Ravens	1.	Baltimore Ravens
2.	San Francisco	2.	Jacksonville Jaguars
	New England & Seattle		Los Angeles Rams
	14		4
	11		2
	11		2

RAVENS ALL-TIME "D" COORDINATORS

Don Martindale joins a long line of great Ravens defensive coordinators, four of whom have gone on to become NFL head coaches: Marvin Lewis (1996-2001), Mike Nolan (2002-04), Rex Ryan (2005-08) and Chuck Pagano (2011).

Don Martindale (2018-19)	Rex Ryan (2005-08)
Dean Pees (2012-17)*	Mike Nolan (2002-04)
Chuck Pagano (2011)	Marvin Lewis (1996-2001)*
Greg Mattison (2009-10)	* Super Bowl-winning DC

2019 RANKINGS

21ST – TOTAL YPG

10TH – RUSH YPG

29TH – PASS YPG

22ND [T] – PPG

In 2018, the Ravens produced the NFL's No. 1 defense (yards allowed per game). It marked the second time (2006) in team history that Baltimore posted the league's No. 1 unit.

2018 TOTAL DEFENSE

Rk.	Team	YPG
1.	Baltimore	292.9
2.	Buffalo	294.1
3.	Chicago	299.7
4.	Minnesota	309.7
5.	Jacksonville	311.4

2018 SCORING DEFENSE

Rk.	Team	PPG
1.	Chicago	17.7
2.	Baltimore	17.9
3.	Tennessee	18.9
4.	Houston	19.8
	Jacksonville	19.8

RAVENS "D" UNDER HARBAUGH

Don Martindale leads a defensive unit that, during the John Harbaugh Era (2008-19), has been superb.

POINTS PER GAME ALLOWED

1.	New England	19.1
2.	Baltimore	19.2
3.	Pittsburgh	19.3

TOUCHDOWNS ALLOWED

1.	Baltimore	368
2.	Pittsburgh	378
3.	Seattle	388

TOTAL NET YARDS ALLOWED

1.	Pittsburgh	310.2
2.	Baltimore	317.0
3.	NY Jets	324.6

OPPONENT PASSER RATING

1.	Baltimore	79.7
2.	Buffalo	80.4
3.	Seattle	82.8

RUSHING YARDS ALLOWED

1.	Pittsburgh	94.7
2.	Baltimore	96.6
3.	Minnesota	101.8

THIRD-DOWN DEFENSE

1.	Baltimore	36.0
2.	Denver	36.4
	Houston	36.4

SACK CITY, USA

In 2018's Week 6 win at the Titans, Baltimore racked up a franchise-best 11 sacks, tying for the second most by a team in league history. They also stand as the most in an NFL game since 2012 (SD, 11).

MOST SINGLE-GAME SACKS RAVENS HISTORY

10/14/18 at Ten.	11
11/24/11 vs. SF.	9
11/26/06 vs. Pit.	9
11/16/97 vs. Phi.	9

Second-Half "D" Dominates: In 2018's Week 6 win vs. Tennessee, the Ravens became the first team since the 1934 Lions not to allow a TD after halftime in each of their first six games of a season. (Baltimore's streak was then snapped by NO in Week 7.)

RAVENS PERSONNEL NOTES



EVP & GM ERIC DECOSTA

Eric DeCosta's loyalty, love and pride for the Baltimore Ravens are unmatched. A pillar of the organization's well laid foundation, DeCosta has been with the franchise since Day One, first beginning as an intern during the inaugural 1996 season and then ascending to the personnel department's chief decision-maker in 2019.

Prior to being named executive vice president and general manager this past January – succeeding the legendary Ozzie Newsome – DeCosta, 48, received GM interview offers annually from multiple teams in recent years. However, he never seriously considered leaving Baltimore. Simply put, Eric's respect for – and thorough understanding of – the Ravens' culture aligned perfectly with his pursuit of a dream job.

24TH RAVENS SEASON

"The perfect word is seamless. He's had the experience of watching how Ozzie [Newsome] takes over a room – building a consensus, but [knowing] you have to make the final call. Building that strong consensus with great football minds is what has allowed Ozzie to have the success he's had, and I think Eric obviously understands that very well. The Ravens should be in great hands."

– ESPN's Mel Kiper Jr. on DeCosta's transition to GM

FIRST-ROUND FINDS

The Ravens have tabbed 24 players in the first round. These picks have earned 61 combined Pro Bowls, multiple Defensive POY Awards, two Super Bowl MVPs and three HOF selections.

RAVENS ALL-TIME FIRST-ROUND DRAFT PICKS

Year	Name	Pick	Pro Bowls
1996	T Jonathan Ogden* –	4	11
1996	LB Ray Lewis* ++ ~ –	26	13
1997	LB Peter Boulware*	4	4
1998	CB Duane Starks*	10	
1999	CB Chris McAlister*	10	3
2000	RB Jamal Lewis*=	5	1
2000	WR Travis Taylor	10	
2001	TE Todd Heap*	31	2
2002	S Ed Reed*+ –	24	9
2003	OLB Terrell Suggs*+	10	7
2003	QB Kyle Boller	19	
2005	WR Mark Clayton*	22	
2006	DT Haloti Ngata*	12	5
2007	G Ben Grubbs*	29	2
2008	QB Joe Flacco^ ~	18	
2009	T Michael Oher*	23	
2011	CB Jimmy Smith	27	
2013	S Matt Elam	32	
2014	LB C.J. Mosley*	17	4
2015	WR Breshad Perriman	26	
2016	T Ronnie Stanley	6	
2017	CB Marlon Humphrey	16	
2018	TE Hayden Hurst	25	
2018	QB Lamar Jackson	32	
2019	WR Marquise Brown	25	

* All-Rookie Team ^ Rookie of the Year (NFL.com Fan Vote)
 ~ Super Bowl MVP + Defensive Player of the Year Award
 = Offensive Player of the Year Award – Pro Football Hall of Fame

HOMEGROWN PRO BOWLERS

Year Drafted (Rd.)	Name	Pro Bowls
1996 (1st)	LB Ray Lewis	13
1996 (1st)	T Jonathan Ogden	11
2002 (1st)	S Ed Reed	9
2003 (1st)	OLB Terrell Suggs	7
2007 (3rd)	G Marshal Yanda	7
2006 (1st)	DT Haloti Ngata	5
1997 (1st)	OLB Peter Boulware	4
2014 (1st)	LB C.J. Mosley	4
1999 (1st)	CB Chris McAlister	3
2008 (2nd)	RB Ray Rice	3
2015 (RFA)	LS Morgan Cox #	2
2001 (1st)	TE Todd Heap	2
1996 (5th)	WR/RS Jermaine Lewis	2
2007 (4th)	FB Le'Ron McClain	2
2000 (6th)	OLB Adalius Thomas	2
2012 (RFA)	K Justin Tucker #	2
2007 (1st)	G Ben Grubbs	1
2013 (4th)	FB Kyle Juszczyk	1
2006 (6th)	P Sam Koch	1
2000 (1st)	RB Jamal Lewis	1
2002 (RFA)	LB Bart Scott #	1
2013 (3rd)	DT Brandon Williams	1

Undrafted rookie free agent **Bold indicates 2018 Pro Bowler**

22	19	3
Homegrown Ravens Pro Bowlers	Drafted Ravens To Earn Pro Bowl Honors	Undrafted Rookies To Earn Pro Bowl Honors

Ravens' Three Hall of Famers: Jonathan Ogden (2013), Ray Lewis (2018) & Ed Reed (2019):

Baltimore has drafted three players (Ogden, Lewis & Reed) who were selected to the Pro Football Hall of Fame. For Ogden & Lewis, it was the first time ever two players were drafted in the same round (1st in 1996) by a team and reached the HOF in their initial year of eligibility.

RAVENS PERSONNEL NOTES

RAVENS DRAFT SUCCESS ACROSS THE BOARD

- 1ST** → Jonathan Ogden ('96), Ray Lewis ('96), Peter Boulware ('97), Chris McAlister ('99), Jamal Lewis ('00), Todd Heap ('01), Ed Reed ('02), Terrell Suggs ('03), Haloti Ngata ('06), Joe Flacco ('08), Jimmy Smith ('11), C.J. Mosley ('14), Ronnie Stanley ('16), Marlon Humphrey ('17)
- 2ND** → Jamie Sharper ('97), Ray Rice ('08), Torrey Smith ('11), Courtney Upshaw ('12), Kelechi Osemele ('12), Timmy Jernigan ('14)
- 3RD** → Casey Rabach ('01), Marshal Yanda ('07), Lardarius Webb ('09), Brandon Williams ('13), Crockett Gillmore ('14)
- 4TH** → Edwin Mulitalo ('99), Jarret Johnson ('03), Le'Ron McClain ('07), Dennis Pitta ('10), Kyle Juszczyk ('13), Alex Lewis ('16), Tavon Young ('16)
- 5TH** → Jermaine Lewis ('96), Dawan Landry ('06), Arthur Jones ('10), Pernell McPhee ('11), Rick Wagner ('13), Matthew Judon ('16)
- 6TH** → Adalius Thomas ('00), Chester Taylor ('02), Sam Koch ('06), Haruki Nakamura ('08), Tyrod Taylor ('11), Maurice Canady ('16)
- 7TH** → DeAngelo Tyson ('12), Michael Campanaro ('14)
- RFA** → Mike Flynn ('97), Priest Holmes ('97), Will Demps ('02), Bart Scott ('02), Ma'ake Kemoeatu ('02), Jameel McClain ('08), Dannell Ellerbe ('09), Morgan Cox ('10), Justin Tucker ('12), James Hurst ('14), Zach Orr ('14), Patrick Onwuasor, ('16) Michael Pierce ('16), Matt Skura ('16)

RAVENS 20/20 CLUB

The Ravens' "20/20 Club" includes members of the personnel staff who started with as young assistants and grew into evaluators with more input. The term "20/20" refers to hiring 20-year-olds for \$20,000. But according to Ozzie Newsome: "The guys actually started when they were a little older than 20 and for more than \$20,000, but that's what we call them."

RAVENS "20/20 CLUB" GRADUATES (Current Scouts)

Name	Joined Ravens	Current Title
George Kokinis	1991 (w/ Browns)	Dir. of Player Personnel
Eric DeCosta	1996	EVP & General Manager
Joe Hortiz	1998	Dir. of Player Personnel
Mark Azevedo	2005	Player Personnel Coor.
David Blackburn	2007	West Area Scout
Andrew Raphael	2013	Southeast Area Scout
Brandon Berning	2015	Midwest/SW Area Scout
Joey Cleary	2015	Northeast Area Scout
Patrick Williams	2016	College Scout
Corey Frazier	2017	Pro Scout

UNDRAFTED ROOKIE STREAK

Undrafted rookies LB Otaru Alaka and G Patrick Mekari made the Ravens' 2019 Week 1 roster, marking the 16th-straight season a RFA has made Baltimore's team. That stretch ties for the NFL's second-longest active streak.

CONSECUTIVE SEASONS W/ ROOKIE FA ON WEEK 1 ROSTER (Current NFL Streaks)

Rk.	Team	Seasons
1.	Indianapolis Colts	21
2.	Baltimore Ravens New England	16 16

SUPER BOWLS SINCE 2000

MOST SUPER BOWL CHAMPIONSHIPS (Since 2000 Season)




Titles	Team	Seasons
6	New England Patriots	'01, '03-04, '14, '16, '18
2	Baltimore Ravens	2000, '12
2	New York Giants	2007, '11
2	Pittsburgh Steelers	2005, '08

THE WIZARDRY OF OZ

Ozzie Newsome's legacy is unlike any the game has seen. Known throughout all of sports as a premier leader, Newsome is a Hall of Fame player, the architect of Baltimore's 2000 and 2012 Super Bowl championship teams and an elite evaluator who became the NFL's first African American GM. In 2019, his longtime top lieutenant, Eric DeCosta, took over as the Ravens' EVP & GM. However, Newsome maintains a significant role within the organization as its executive VP.

OZZIE NEWSOME CAREER SNAPSHOT

- NFL's first African American General Manager (promoted in 2002)
- Architect of Ravens 2000 & 2012 Super Bowl Championship Teams
- NFL Executive of the Year (2000)
- Pro Football Hall of Fame (class of 1999)
- State of Alabama Hall of Fame (class of 1995)
- National Football Foundation College Hall of Fame and NCAA Hall of Fame (class of 1994)
- 13-Year NFL Tight End with Cleveland Browns (1978-90)
- Three-Time Pro Bowler (1981, 1984-85)
- Four-Time Cleveland Touchdown Club Offensive Player of the Year
- Member of NFL Policy-Making Groups: Competition Comm. & Player Care Found. Board



IRONMEN / TURNOVERS NOTES

CARR IS THE IRON HORSE

CB Brandon Carr's 181-consecutive starts rank as the NFL's longest active streak among defensive players. They stand second overall among all NFL players.

NFL CONSECUTIVE GAMES STARTED (Current NFL Streaks)

Rk.	Player	Games
1.	QB Philip Rivers (LAC)	213
2.	CB Brandon Carr (Bal.)	181
3.	QB Matt Ryan (Atl.)	152
4.	LB Ryan Kerrigan (Was.)	133
5.	QB Matthew Stafford (Det.)	132
6.	DE Cameron Jordan (NO)	118

RAVENS IRONMEN

RAVENS CONSECUTIVE GAMES PLAYED / ACTIVE STREAKS

Rk.	Player	Games
1.	Sam Koch	213
2.	Justin Tucker	117
3.	Anthony Levine Sr.	101

RAVENS CONSECUTIVE GAMES PLAYED / ALL-TIME STREAKS

Rk.	Player	Games	Years
1.	Sam Koch	213	2006-present
2.	Jarret Johnson	129	2003-11
3.	Joe Flacco	122	2008-2015
4.	Justin Tucker	117	2012-present
5.	Peter Boulware	111	1997-2003

RAVENS ALL-TIME GAMES PLAYED

Rk.	Player	Games	Years
1.	Terrell Suggs	229	2003-18
2.	Ray Lewis	228	1996-2012
3.	Sam Koch	213	2006-present
4.	Matt Stover	207	1996-2008
5.	Jonathan Ogden	177	1996-2007
6.	Marshal Yanda	167	2007-present
7.	Joe Flacco	163	2008-18
8.	Ed Reed	160	2002-12
9.	Jarret Johnson	143	2003-11
10.	Morgan Cox	139	2010-present
11.	Chris McAlister	135	1999-2008
	Haloti Ngata	135	2006-14
13.	Kelly Gregg	134	2001-10
14.	Mike Flynn	133	1998-2007
	Todd Heap	133	2001-10

TWO DURABLE RAVENS

Among active NFL players, P Sam Koch (213) & CB Brandon Carr (181) each rank first at their respective positions for current streaks of most consecutive games played.

CONSECUTIVE GAMES PLAYED / CURRENT NFL STREAKS

PUNTERS

1.	Sam Koch (Bal.)	213
2.	Brett Kern (Ten.)	181
3.	Dustin Colquitt (KC)	173

CORNERBACKS

1.	Brandon Carr (Bal.)	181
2.	Casey Hayward (LAC)	85
3.	Malcolm Butler (Ten.)	73

TURNOVER MARGIN SINCE 2008

Since John Harbaugh's 2008 Baltimore arrival, the Ravens have produced the NFL's fifth-best turnover differential (+43).

NFL's TOP TURNOVER DIFFERENTIALS (Since 2008 / John Harbaugh Era)

Rk.	Team	Takeaways	Giveaways	Turnover Diff.
1.	New England	319	179	+140
2.	Green Bay	305	205	+100
3.	Seattle	291	230	+61
4.	Kansas City	291	231	+60
5.	Baltimore	289	246	+43
6.	Carolina	312	274	+38
7.	Atlanta	270	239	+31

TURNOVER MARGIN AT HOME

Baltimore owns a +52 differential at home during the John Harbaugh Era, ranking as the league's fourth-best mark.

NFL's TOP TURNOVER DIFFERENTIALS / AT HOME (Since 2008 / John Harbaugh Era)

Rk.	Team	Takeaways	Giveaways	Turnover Diff.
1.	Green Bay	173	91	+82
2.	New England	166	88	+78
3.	Seattle	165	110	+55
4.	Baltimore	158	106	+52

TURNOVER TABLE SINCE 2000

Year	TA/TO	Plus/Minus	Record
2019	6/6	even	3-2
2018	17/20	-3	10-6
2017	34/17	+17	9-7
2016	28/23	+5	8-8
2015	14/28	-14	5-11
2014	22/20	+2	10-6
2013	24/29	-5	8-8
2012	25/16	+9	10-6
2011	26/24	+2	12-4
2010	27/20	+7	12-4
2009	32/22	+10	9-7
2008	34/21	+13	11-5
2007	23/40	-17	5-11
2006	40/23	+17	13-3
2005	26/36	-10	6-10
2004	34/23	+11	9-7
2003	41/38	+3	10-6
2002	31/32	-1	7-9
2001	28/36	-8	10-6
2000	49/26	+23	12-4
Total	561/500	+61	179-130

THE RAVENS ARE...

Since 2000, here are the Ravens' records in a game:

When turnover ratio is +2 or better	79-5
When turnover ratio is +1 or better	114-17
When turnover ratio is even	32-25
When turnover ratio is negative	32-86

THAT M&T MAGIC

HOME UNDER HARBS

Under John Harbaugh (since 2008) the Ravens own the NFL's third-best home winning percentage (.733), going 66-24 at M&T Bank Stadium.

NFL'S BEST REGULAR SEASON HOME RECORDS (John Harbaugh Era / Since 2008)

Rk.	Team	Record	Pct.
1.	New England Patriots	78-12	.867
2.	Green Bay Packers	66-23-2	.736
3.	Baltimore Ravens	66-24	.733
4.	New Orleans Saints	64-27	.703
	Pittsburgh Steelers	64-27	.703

RAVENS DEFEND THE BANK

The Ravens have been outstanding at home since they arrived in Baltimore. Below are their respective home records and corresponding NFL rankings during several periods.

RAVENS HOME RECORDS / NFL RANKINGS

Time Period (Milestone)	Record	NFL Rank
Since 2010 (Past Nine-Plus Seasons)	54-20	4
Since 2008 (John Harbaugh's Arrival)	66-24	3
Since 2000 (First Super Bowl Season)	111-42	2
Since 1998 (M&T Bank Stadium Opened)	119-50	3
Since 1996 (Team's Inception)	126-58-1	4

HOME "D" UNDER HARBS (SINCE 2008)

16.9	74.6	302.1
POINTS ALLOWED PER GAME (NFL'S BEST)	OPPONENT PASSER RATING (NFL'S BEST)	YARDS ALLOWED PER GAME (NFL'S BEST)

Dating back to 2008, the Ravens have outscored opponents 2,253 to 1,522 at home. In their 66 wins during this span, the margin of victory has been 13.9 points per game.

The Ravens own a +731 point differential at home under John Harbaugh, ranking No. 3 in the NFL (NE is +1,155 & GB is +789).

Baltimore is 32-0 under Harbaugh when allowing 12 points or fewer at home, which it did twice (TB - 12 & Buf. - 3) in 2018.

HOME "D" DOMINANCE DATES WAY BACK

The Ravens' "D" has been stout at home for many seasons. Since 2003, Baltimore ranks first in several key categories:

BEST NFL DEFENSES AT HOME / SINCE 2003

POINTS PER GAME (Fewest Allowed)

1. Baltimore	16.6
2. New England	16.9
3. Seattle	18.2

INTERCEPTIONS

1. Baltimore	158
2. New England	157
3. Cin. / GB	155

TOTAL DEFENSE (Fewest Yards Allowed)

1. Baltimore	295.4
2. Pittsburgh	298.7
3. Seattle	312.9

SACKS

1. Minnesota	369
2. Pittsburgh	352
2. Baltimore / Seattle	340

HOME FAST FACTS

- Under John Harbaugh, the Ravens are 18-3 in September home games. The Ravens have won 21 of their past 24 home games in the month of September (dating back to 2006).
- Under Harbaugh, the Ravens are 20-4 in November home games, producing the NFL's best such record. The Ravens have won 18 of their past 21 home games during the month.
- The Ravens are 18-8 at home in the month of December under Harbaugh and 38-16 in such games during their history.
- Under Harbaugh (since 2008), Baltimore has gone 18-5 against NFC teams at M&T Bank Stadium, producing the best home record by an AFC squad vs. the "other" conference.
- Baltimore has won 21 of its last 26 home games vs. NFC teams.
- In their history, the Ravens have hosted 18 games when the temperature was below 40 degrees. Baltimore is 15-3 in such games.
- Baltimore is 8-1 at home in November against AFC North foes under Harbaugh. Overall under Harbaugh, the Ravens are 23-10 in home games played against AFC North foes.
- Baltimore has won 18 of its last 26 home games vs. AFC North foes.
- The Ravens are 13-3 at home all time against teams from the West Coast (Oak. - 6-1, SD - 3-1, SF - 2-0 and Sea. - 2-1).

BEST HOME DEFENSE

Baltimore has permitted an NFL-best 16.9 ppg at home during the John Harbaugh Era. Under "Harbs," the Ravens are 30-0 at home when allowing 10 points or fewer. In 19 of those games, the Ravens gave up no more than 7 points.

FEWEST POINTS/GAME ALLOWED AT HOME

(Since 2008 / John Harbaugh Era)

Rk.	Team	PPG
1.	Baltimore	16.9
2.	New England	18.1
3.	Seattle	18.7



ALL-TIME RESULTS / TRENDS

RAVENS ALL-TIME RECORDS

	Overall Record	Home	Away
Overall.....	203-169-1	127-58-1	76-111
In M&T Bank Stadium (since 1998).....	120-50	120-50	n/a
Coached by Ted Marchibroda.....	16-31-1	11-12-1	5-19
Coached by Brian Billick.....	80-64	50-22	30-42
Coached by John Harbaugh.....	107-74	66-24	41-50
vs. AFC Teams.....	157-131	98-51	59-80
vs. AFC North.....	59-45	35-17	24-28
vs. AFC Central (1996-2001).....	26-28	13-14	13-14
vs. AFC East.....	24-21	17-5	7-16
vs. AFC South.....	18-17	12-5	6-12
vs. AFC West.....	26-20	17-7	9-13
vs. NFC Teams.....	51-39-1	34-10-1	17-29
vs. NFC North.....	8-8	6-2	2-6
vs. NFC Central (1996-2001).....	3-5	3-1	0-4
vs. NFC East.....	13-9-1	8-2-1	5-7
vs. NFC South.....	12-8	6-4	6-4
vs. NFC West.....	15-9	11-1	4-8
On Monday Night Football.....	12-11	5-2	7-9
On Thursday Night Football.....	7-5	6-1	1-4
On Saturday.....	4-1	2-0	2-1
In Overtime.....	13-13-1	7-4-1	6-9
Ravens Shutout Wins.....	14-0	6-0	8-0
In Season Openers.....	13-11	8-4	5-7
Indoors.....	6-15	n/a	6-15

Note: Baltimore has played in Houston's Reliant/NRG Stadium five times (3-2), Indy's Lucas Oil Stadium twice (0-2), Dallas' Texas Stadium once (1-0) and Atlanta's Mercedes-Benz Stadium once (1-0). Three of those games at Reliant Stadium (12/13/10, 10/21/12 & 12/21/14) came when the roof was closed, meaning those games were "indoors," while the other games listed are considered "outdoors" due to open roofs.

In August.....	0-1	0-1	0-0
In September.....	50-32	32-8	18-24
In October.....	37-52	19-20	18-32
In November.....	57-39-1	35-13-1	22-26
In December.....	54-41	38-16	16-25
In January.....	5-4	3-0	2-4

RAVENS RESULTS WHEN...

Team	Since 2000	Since 2008	2019
Record.....	179-130	107-74	3-2
vs. AFC North (since 2002).....	59-45	41-27	1-1
vs. AFC.....	135-98	81-55	2-2
vs. NFC.....	44-32	26-19	1-0
Home.....	112-42	67-24	1-1
Away.....	67-88	41-50	2-1
On grass.....	88-72	50-36	3-2
Artificial turf.....	91-58	57-38	0-0
Outdoors.....	174-118	101-66	3-2
Indoors.....	5-12	4-7	0-0
September.....	42-25	27-14	2-2
October.....	34-41	18-25	1-0
November.....	52-27	32-13	0-0
December.....	46-34	27-20	0-0
January.....	5-3	3-2	0-0
Leading at halftime.....	142-24	87-18	3-0
Trailing at halftime.....	27-93	14-51	0-2
Tied at halftime.....	10-13	6-5	0-0
Tied after 3 quarters.....	4-7	2-3	0-0
Leading After 3 quarters.....	152-18	94-16	2-0
Trailing after 3 quarters.....	24-104	11-58	1-2
Decided by 7 points or fewer.....	74-72	43-48	2-1
Decided by 3 points or fewer.....	42-40	26-26	1-0
When scoring first.....	125-40	79-25	3-1
When not scoring first.....	55-90	28-49	0-1
Positive or even turnover ratio.....	147-43	83-31	2-1
Negative turnover ratio.....	32-87	24-43	1-1
Winning penalty ratio.....	80-54	49-28	1-1
Losing penalty ratio.....	86-66	49-38	1-1
Overtime.....	10-11	7-8	1-0
When returning a KOR for a TD.....	5-3	5-2	0-0
When returning a PR for a TD.....	9-3	5-1	0-0

Offense	Since 2000	Since 2008	2019
Scoring 20 or more points.....	141-49	40-34	3-2
Scoring 30 or more points.....	58-7	38-5	1-0
Having 20 or more first downs.....	85-52	63-33	3-2
Totaling 350 or more net yards.....	85-43	60-28	2-2
At least 35 minutes time of poss.....	51-7	31-5	3-0
Rushing for 150 or more yards.....	61-17	36-9	2-2
When not throwing an INT.....	100-24	62-17	2-1
With a 100-yard rusher.....	57-22	29-9	1-1
Without a 100-yard rusher.....	122-108	78-65	2-1
With a 100-yard receiver.....	40-23	27-16	2-0
Without a 100-yard receiver.....	139-107	80-58	1-2
With a 300-yard passer.....	23-19	20-14	1-0
Without a 300-yard passer.....	156-111	87-60	2-2


Defense	Since 2000	Since 2008	2019
When scoring a defensive TD.....	45-7	23-5	0-0
When returning an INT for a TD.....	33-3	15-2	0-0
When returning a fumble for a TD.....	12-4	8-3	0-0
Recording 3 or more sacks.....	98-39	52-25	2-0
Holding opp. under 250 net yards.....	55-6	39-6	1-0
Holding opp. under 21 points.....	143-36	87-15	2-0
Holding opp. under 15 points.....	111-16	63-7	1-0
Allowing a 100-yard rusher.....	17-29	10-18	0-1
Not allowing a 100-yard rusher.....	161-102	97-56	3-1
Allowing a 100-yard receiver.....	38-41	21-25	1-1
Not allowing a 100-yard receiver.....	142-88	86-49	2-1
Allowing a 300-yard passer.....	24-29	16-21	1-2
Not allowing a 300-yard passer.....	154-101	91-53	2-0

LAMAR JACKSON NOTES

JACKSON'S HOT START TO 2019

- X Jackson (2019) and Michael Vick (2011) are the only QBs in NFL history to produce at least 1,200 passing yards and 300 rushing yards in the first five weeks of a season. Jackson: 1,271 & 308; Vick: 1,336 & 318.
- X Jackson's 11 passing TDs tie (five other QBs) for the NFL's second most, entering Week 6. (Russell Wilson is first, 12.)
- X Jackson's 99.1 QB rating ranks 14th in the NFL, entering Week 6. Among QBs with at least 150 pass attempts, he's seventh.
- X Jackson's 11 passing TDs mark the most ever by a Ravens' QB through the first five games of a season. (Vinny Testaverde produced 10 in 1997.)
- X Jackson's 308 rushing yards rank as the NFL's most among QBs this season. (Kyler Murray is second at 206.) Jackson's 6.16 YPC average ranks No. 4 (among all NFL players).
- X Jackson and Robert Griffin III (21 games) are the fastest QBs in NFL history to reach the 1,000-yard rushing milestone. (Jackson accomplished the feat in Week 5 at Pittsburgh.)

LAMAR JACKSON



**WEEK 1
AFC
OFFENSIVE
P.O.W.
[AT MIA.]**

2019 QUARTERBACK LEADERS

TD PASSES

1. Russell Wilson (Sea.)	12
2. Lamar Jackson (Bal.)	11
Patrick Mahomes (KC)	11
Dak Prescott (Dal.)	11
Matt Ryan (Atl.)	11
Deshaun Watson (Hou.)	11
Jameis Winston (TB)	11

20+ YARD COMP.

1. Patrick Mahomes (KC)	28
2. Dak Prescott (Dal.)	24
3. Tom Brady (NE)	22
Jared Goff (LAR)	22
5. Philip Rivers (LAC)	21
6. Lamar Jackson (Bal.)	20
Matt Ryan (Atl.)	20
Russell Wilson (Sea.)	20

PASS TD PCT.

1. Russell Wilson (Sea.)	7.7
2. Mason Rudolph (Pit.)	7.4
3. Deshaun Watson (Hou.)	6.9
4. Lamar Jackson (Bal.)	6.8
5. Jameis Winston (TB)	6.6

QB RUSHING YARDS

1. Lamar Jackson (Bal.)	308
2. Kyler Murray (Ari.)	206
3. Josh Allen (Buf.)	158
4. Marcus Mariota (Ten.)	125

250 PASSING / 120 RUSHING

In Week 2's win over Arizona, QB Lamar Jackson became the only player in NFL history to throw for at least 250 yards and rush for at least 120 yards in a regular season game. He finished with 272 yards, 2 TDs and 0 INTs, adding 120 rushing yards.

MOST PASSING YARDS / QBs TO RUSH FOR 100 YARDS (NFL Single-Game History)

Player	Date/Opp.	Pass Yds	Rush Yards
Cam Newton	12/20/15 vs. NYG	340	100
Russell Wilson	10/19/14 vs. STL	313	106
Colin Kaepernick	11/27/16 vs. Mia.	296	113
Cam Newton	12/9/12 vs. Atl.	287	116
Cam Newton	10/12/14 vs. Cin.	284	107
Lamar Jackson	9/15/19 vs. Ari.	272	120

JACKSON IS THE ONLY PLAYER IN LEAGUE HISTORY TO POST AT LEAST 120 RUSHING YARDS AND 250 PASSING YARDS IN A REGULAR SEASON GAME (9/15/19 VS. ARI.)

LAMAR JACKSON NOTES

WHAT A START

In Week 1 at Miami (9/8), QB Lamar Jackson completed 17 of 20 passes for 324 yards, 5 TDs and 0 INTs for a perfect 158.3 passer rating. He became just the seventh QB in NFL history with at least 300 passing yards, 5 TDs and a 158.3 rating.

QUARTERBACKS w/ 300 YARDS, 5 TDs & A 158.3 RATING (NFL History)

Player	Date/Opp.	Cmp-Att.	Pct.	Yards	TDs
Lamar Jackson	9/8/19 at Mia.	17-20	85.0	324	5
Ben Roethlisberger	11/8/18 vs. Car.	22-25	88.0	328	5
Jared Goff	9/27/18 vs. Min.	26-33	78.8	465	5
Nick Foles	11/3/13 at Oak.	22-28	78.6	406	7
Drew Brees	11/30/09 vs. NE	18-23	78.3	371	5
Tom Brady	10/21/07 at Mia.	21-25	84.0	354	6
Peyton Manning	9/28/03 at NO	20-25	80.0	314	6

PASSING TOUCHDOWNS

RAVENS SINGLE-GAME HISTORY

Quarterback/Date/Opp.	TDs
Lamar Jackson, 9/8/19 at Mia.	5
Joe Flacco, 10/12/14 at TB.	5
Tony Banks, 9/10/00 vs. Jax.	5

COMPLETION PCT.

RAVENS SINGLE-GAME HISTORY

Quarterback/Date/Opp.	Pct.
Lamar Jackson, 9/8/19 at Mia.	85.0
Joe Flacco, 11/1/09 vs. Den.	80.0
Elvis Grbac, twice.	80.0

PASSER RATING

RAVENS SINGLE-GAME HISTORY

Quarterback/Date/Opp.	Rate
Lamar Jackson, 9/8/19 at Mia.	158.3
Joe Flacco, 10/12/14 at TB.	149.7
Joe Flacco, 9/28/14 vs. Car.	137.4

JACKSON IS THE YOUNGEST QB IN NFL HISTORY TO PRODUCE A PERFECT PASSER RATING [9/8/19 AT MIA.].

CONSECUTIVE PASSES, NO INTs

RAVENS ALL-TIME HISTORY

Quarterback/Dates	Passes
Lamar Jackson, 11/25/18-9/29/19	248
Joe Flacco, 9/25/16-10/23/16	176
Eric Zeier, 11/9/97-9/20/98	175

RAVENS ATTACK SOARS IN 2019

Baltimore's 161 points and 2,207 net yards in 2019 are the highest by a Ravens' team in the first five games of a season in franchise history.

MOST YARDS & POINTS / FIRST FIVE GAMES (Ravens History)

TOTAL YARDS		POINTS	
Rk.	Year	Rk.	Year
1.	2019	1.	2019
2.	2018	2.	2011
3.	2012		2009
4.	2009	4.	2018
5.	2014	5.	2012

2018: DID YOU KNOW?

- QB Lamar Jackson's 695 rushing yards in 2018 rank as the 11th most by a QB in NFL single-season history.
- The 695 yards also stand third most by a rookie QB, only behind Robert Griffin III (815 in 2012) and Cam Newton (706 in 2011).
- Jackson became the youngest QB to start a playoff game in NFL history (21 years, 364 days), posting a game-high 194 passing yards and 2 TDs in the Wild Card vs. LAC (1/6/19).
- Jackson earned NFL Offensive Rookie of the Month for December 2018, rushing for 366 yards and 3 TDs. He also completed 65 of 114 passes for 786 yards and 4 TDs.

ACTION JACKSON

QB Lamar Jackson rushed for 695 yards in 2018, the most among NFL QBs. In his last seven games alone (all starts with a 6-1 record), Jackson posted 556 rushing yards, which ranked as the NFL's seventh-most overall from Weeks 11-17.

MOST RUSHING YARDS / QUARTERBACKS / 2018 SEASON

Rk.	Quarterback	Att.	Yards	Avg.	LG	TDs
1.	Lamar Jackson (Bal.)	147	695	4.73	39	5
2.	Josh Allen (Buf.)	89	631	7.09	45	8
3.	Deshawn Watson (Hou.)	99	551	5.57	34	5
4.	Cam Newton (Car.)	101	488	4.83	29	4
5.	Mitchell Trubisky (Chi.)	68	421	6.19	39	3

ROOKIE QB WINS

ROOKIE QBs WITH MOST WINS IN FIRST SEVEN STARTS OF A CAREER / SINCE 1970

Year	Quarterback	Record
2004	Ben Roethlisberger	7-0
2018	Lamar Jackson	6-1
2016	Dak Prescott	6-1

MARSHAL YANDA NOTES

STANDING GUARD

G Marshal Yanda, considered one of the greatest to ever wear a Ravens uniform, has earned seven-career Pro Bowls, which tie (Terrell Suggs) for fourth in franchise history. In 2019, only four active NFL O-linemen have played in more games than Yanda, who stands at 167 contests.

MOST PRO BOWLS (Ravens History)

LB Ray Lewis.....	13
T Jonathan Ogden.....	11
S Ed Reed.....	9
OLB Terrell Suggs.....	7
G Marshal Yanda.....	7



MOST GAMES PLAYED (Active NFL O-Linemen)

T Andrew Whitworth (LAR) ..	204
T Jason Peters (Phi.)	197
T Donald Penn (Was.).....	183
T Joe Staley (SF).....	176
G Marshal Yanda (Bal.) ...	167



Bengals DT Geno Atkins on Marshal Yanda:

"When I tell my son or daughter about football [someday], I'll tell them he was one of the best guards I went up against in the league. He's got nastiness, he's physical, and he has finesse. He's strong, but if you try to beat him with a little finesse, he can handle that, too, because he's got good feet. He's got the whole package."

DID YOU KNOW?

- G Marshal Yanda is one of 17 players in NFL history to earn at least 7 Pro Bowls as a guard. Of those, Yanda is one of just five (Larry Allen, Ed Budde, Alan Faneca & Gene Upshaw) to win a Super Bowl.
- Yanda has played in 167 games (156 starts), ranking as the second-most games played among O-linemen in Ravens history (Jonathan Ogden – 177).

A SEASONED PRO

G Marshal Yanda's seven Pro Bowls tie (Maurkice Pouncey & Trent Williams) for second among active O-linemen (Jason Peters' nine are first).

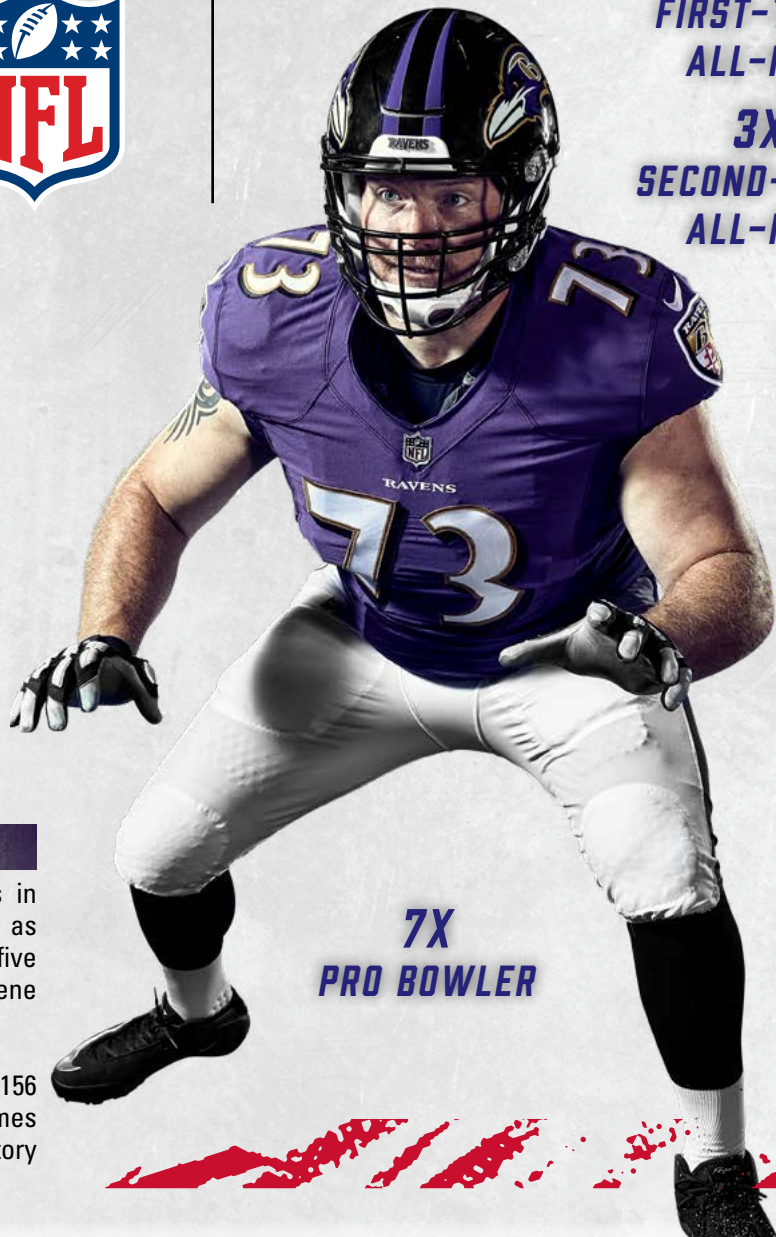
Yanda's seven Pro Bowls rank as the most among active NFL guards.

MOST PRO BOWLS / ACTIVE O-LINEMEN

Rk.	Player (Team)	Pro Bowls
1.	T Jason Peters (Phi.).....	9
2.	G Marshal Yanda (Bal.).....	7
	C Maurkice Pouncey (Pit.).....	7
	T Trent Williams (Was.).....	7

2X
FIRST-TEAM
ALL-PRO

3X
SECOND-TEAM
ALL-PRO



7X
PRO BOWLER

MARSHAL YANDA

MARK INGRAM II NOTES



**2X
PRO BOWLER**

INGRAM II'S YPC RANKS NO. 1

Dating back to 2014, RB Mark Ingram II's 4.73 YPC average ranks No. 1 among active NFL RBs (min. 500 attempts).

NFL YARDS-PER-CARRY AVERAGE / SINCE 2014

Rk.	Player	Att.	Yards	Avg.	TDs	LG
1.	Mark Ingram II (Bal.)	1,039	4,917	4.73	45	75
2.	Ezekiel Elliott (Dal.)	953	4,434	4.65	32	60
3.	Derrick Henry (Ten.)	599	2,681	4.50	26	99
4.	Le'Veon Bell (NYJ)	1,056	4,682	4.48	27	81
5.	Tevin Coleman (SF)	550	2,460	4.47	19	65

In Week 3 at KC, RB Mark Ingram II produced 3 rushing TDs for the second time (11/12/17) in his standout career. It marked the fifth 3-TD rushing performance ever by a Raven, as Ray Rice (2011), Willis McGahee (2010) and Jamal Lewis (2006 & 2003) also accomplished the feat.

TOUCHDOWN MACHINE

Among active RBs, Mark Ingram II's 45 rushing scores since 2014 are the league's second most (Todd Gurley – 51). Among active RBs overall, his 56 rushing TDs rank as the league's fourth most.

RUSHING TOUCHDOWNS (Active RBs Since 2014)

- Todd Gurley (LAR)..... 51
- Mark Ingram II (Bal.)..... 45**
- Latavius Murray (NO) 35
- David Johnson (Ari.)..... 32
- LeSean McCoy (KC) 32

RUSHING TOUCHDOWNS (Active Running Backs)

- Adrian Peterson (Was.)... 107
- Frank Gore (Buf.) 79
- LeSean McCoy (KC)..... 71
- Mark Ingram II (Bal.)..... 56**
- Todd Gurley (LAR)..... 51

2019 NFL RUSHING LEADERS

Entering Week 6, RB Mark Ingram II ranks 10th in the NFL in rushing yards (372). His yards-per-rush average stands 12th among qualified runners, while QB Lamar Jackson's is No. 4.

MOST NFL RUSHING YARDS (2019 Season)

Rk.	Player	Att.	Yards	Avg.	TDs	LG
1.	Christian McCaffrey (Car.)	105	587	5.59	6	84
2.	Dalvin Cook (Min.)	92	542	5.89	5	75
3.	Leonard Fournette (Jax.)	95	512	5.39	1	81
4.	Nick Chubb (Cle.)	94	485	5.16	4	88
5.	Marlon Mack (Ind.)	101	470	4.65	2	63
6.	Josh Jacobs (Oak.)	88	430	4.89	4	51
7.	Derrick Henry (Ten.)	98	388	3.96	4	24
8.	Ezekiel Elliott (Dal.)	85	386	4.54	4	27
9.	Chris Carson (Sea.)	94	380	4.04	1	22
10.	Mark Ingram II (Bal.)	74	372	5.03	6	49

MARK INGRAM II

2019 RUSH TDs

NFL RUSHING TOUCHDOWNS / 2019

Rk.	Player	TDs
1.	Aaron Jones (GB).....	8
2.	Mark Ingram II (Bal.).....	6
	Christian McCaffrey (Car.).....	6



2019 Rushing Quick Hits:

- ✗ Entering Week 6, RB Mark Ingram II has scored 6 rushing TDs, tying (Christian McCaffrey) for the NFL's second most.
- ✗ Ingram II has now produced 6 rushing TDs in six-straight seasons, marking the NFL's longest such active streak.
- ✗ Not since Adrian Peterson (seven, from 2007-13) has an NFL player scored at least 6 rushing TDs in six-straight seasons.
- ✗ All 6 of Ingram II's rushing TDs have come on the road in 2019.
- ✗ Ingram II's 6 rushing TDs are the most ever by a Raven in the first five games of a season. Jamal Lewis (2003) and Willis McGahee (2009) each posted 5 rushing scores.

MARK ANDREWS & MARQUISE BROWN NOTES

THE ANDREWS IMPACT

Entering Week 6, second-year TE Mark Andrews ranks among the NFL leaders in all receiving categories for a tight end.

NFL RECEIVING LEADERS / TIGHT ENDS

RECEIVING YARDS

Rk.	Tight End	Yards
1.	Travis Kelce	439
2.	Evan Engram	373
3.	Austin Hooper	363
4.	Darren Waller	359
5.	Zach Ertz	312
6.	Mark Andrews	311

RECEPTIONS

Rk.	Tight End	Rec.
1.	Darren Waller	37
2.	Austin Hooper	34
3.	Evan Engram	33
4.	Zach Ertz	29
5.	Mark Andrews	28
	Travis Kelce	28

REC. TOUCHDOWNS

Rk.	Tight End	TDs
1.	Will Dissly	4
2.	Mark Andrews	3
	Darren Fells	3

20+ YARD RECEPTIONS

Rk.	Tight End	20+ Rec.
1.	Mark Andrews	7
	Travis Kelce	7
3.	Four Players	4

MARK IT DOWN

In 2018, Ravens TE Mark Andrews ranked No. 1 among rookie NFL tight ends in receiving yards (552) and No. 3 in receptions (34).

RECEIVING YARDS

(NFL Rookie TEs / 2018)

1.	Mark Andrews (Bal.)	552
2.	Chris Herndon (NYJ)	502
3.	Dallas Goedert (Phi.)	334

RECEPTIONS

(NFL Rookie TEs / 2018)

1.	Chris Herndon (NYJ)	39
2.	Ian Thomas (Car.)	36
3.	Mark Andrews (Bal.)	34

ANDREWS SETS ROOKIE TE MARK

In 2018, TE Mark Andrews set the record for most receiving yards (552) and receptions (34) in a season by a Ravens' rookie TE, breaking Maxx Williams' 2015 marks.

RECEIVING YARDS / ROOKIE TIGHT ENDS (Franchise History)

Rk.	Player (Season)	Yards
1.	Mark Andrews (2018)	552
2.	Maxx Williams (2015)	268
3.	Todd Heap (2001)	206

2019 ROOKIE RECEIVING LEADERS

Entering Week 6, WR Marquise Brown ranks first in the NFL in both receiving yards (326) and receptions (21) by a rookie.

NFL ROOKIE RECEIVING YARDS LEADERS (2019 Season)

Rk.	Player	Rec. Yards	Rec.	Avg.	TDs
1.	Marquise Brown (Bal.)	326	21	15.5	3
2.	Terry McLaurin (Was.)	308	19	16.2	3
3.	D.K. Metcalf (Sea.)	267	12	22.3	2
4.	A.J. Brown (Ten.)	250	12	20.8	2
5.	Mecole Hardman (KC)	246	12	20.5	2

A FAST START FOR BROWN

Rookie WR Marquise Brown registered 233 yards in his first two games, tying for the third most by a player in the first two games of an NFL career since the 1970 merger.

MOST RECEIVING YARDS / WR'S FIRST TWO PRO GAMES (Since 1970)

Rk.	Player	Rec. Yards	Rec.	Avg.	TDs
1.	Anquan Boldin (Ari.)	279	18	15.5	2
2.	Louis Lipps (Pit.)	260	10	26.0	3
3.	Marquise Brown (Bal.)	233	12	19.4	2
	Jim Brim (Min.)	233	14	16.6	2



MARK ANDREWS

MARQUISE BROWN



EARL THOMAS III NOTES

SAFETY THEFTS

S Earl Thomas III has posted 29 career INTs, which tie for No. 1 among active NFL safeties. He has registered a career-high 5 INTs in a season three separate times (2010, 2013 & 2015).

MOST INTERCEPTIONS / ACTIVE NFL SAFETIES

Rk.	Defender	INTs	Yards	TDs
1.	Earl Thomas III (Bal.)	29	431	2
	Eric Weddle (LAR)	29	467	4
3.	Kurt Coleman (Buf.)	21	238	2
	Reshad Jones (Mia.)	21	361	4
	Harrison Smith (Min.)	21	397	4

MOST SEASONS W/ 5-PLUS INTS (Active NFL Safeties)

Rk.	Player	Seasons
1.	Earl Thomas III (Bal.)	.3 ('10, '13, '15)
2.	Eric Weddle (LAR)	2 ('11, '17)
	Harrison Smith (Min.)	2 ('14, '17)



6 PRO BOWLS FOR EARL

S Earl Thomas III's six Pro Bowl selections tie for the fifth most among active NFL defenders. He and Eric Weddle tie to own the most among active NFL safeties.

MOST PRO BOWLS / ACTIVE NFL DEFENDERS

Rk.	Player (Team)	Pro Bowls
1.	Patrick Peterson (Ari.)	8
2.	Geno Atkins (Cin.)	7
	Von Miller (Den.)	7
	Terrell Suggs (Ari.)	7
5.	Earl Thomas III (Bal.)	6
	Luke Kuechly (Car.)	6
	Clay Matthews (LAR)	6
	Gerald McCoy (Car.)	6
	Eric Weddle (LAR)	6

ACTIVE INTS LEADERS

MOST INTERCEPTIONS / NFL DEFENDERS (Since 2010 / Thomas' First Season)

Rk.	Player	INTs
1.	Richard Sherman (SF)	33
2.	Earl Thomas III (Bal.)	29
3.	Aqib Talib (LAR)	26
4.	Devin McCourty (NE)	25
	Eric Weddle (LAR)	25

Don Martindale on Earl Thomas III:

"We didn't have to raid Area 51 to go get him. We got him in free agency. (laughter) The guy is just a consummate pro. He's a rock. I don't know if anybody has shaken his hand yet or anything else, but he is a physical specimen. He loves football, and that's what he wants to talk about, is football."

DID YOU KNOW?

- S Earl Thomas III helped the Seahawks produce five Top 5 defenses (yards allowed) during his nine-year Seattle tenure, including the NFL's No. 1 unit in both 2013 and 2014.
- Thomas III twice played in the Super Bowl (2013 & 2014 seasons), helping Seattle capture the Super Bowl XLVIII title vs. Den.

**3X
FIRST-TEAM
ALL-PRO**

**2X
SECOND-TEAM
ALL-PRO**

**6X
PRO BOWLER**

EARL THOMAS III



BRANDON WILLIAMS & TONY JEFFERSON NOTES

WILLIAMS ANCHORS RUN "D"

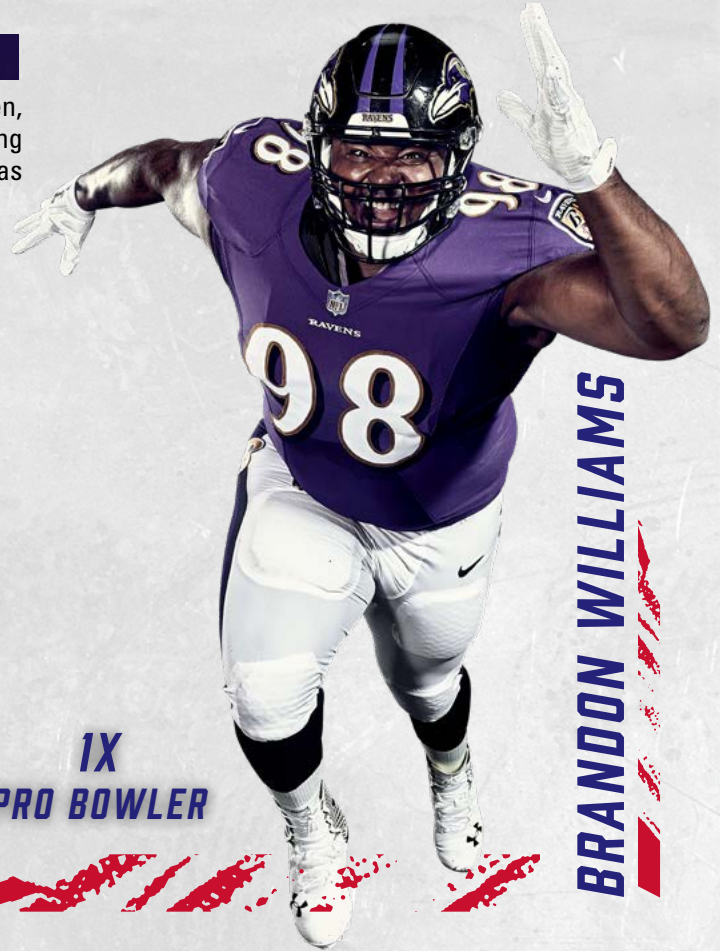
Pro Bowl DT Brandon Williams is one of the NFL's top D-linemen, helping Baltimore regularly produce a stout run defense. Dating back to '14, when he became a full-time starter, Baltimore has been especially stout vs. opposing ground games.

NFL RUSHING YARDS ALLOWED PER GAME (Since 2014)

1. Baltimore Ravens94.8
2. Seattle Seahawks95.6
3. Houston Texans99.0
4. Pittsburgh Steelers100.3
5. Carolina Panthers100.7

NFL RUSHING AVG. YARDS PER CARRY ALLOWED (Since 2014)

1. Baltimore Ravens3.88
Seattle Seahawks3.88
3. Denver Broncos3.89
4. New York Jets3.93
5. Houston Texans3.94



1X
PRO BOWLER

BRANDON WILLIAMS

2019 RAVENS PASS DEFENDERS

INTERCEPTIONS

1. Marlon Humphrey .. 1
- Josh Byner 1
- Maurice Canady ... 1
- Earl Thomas III ... 1

PASSES DEFENSED

1. Marlon Humphrey.. 5
2. Brandon Carr 3
- Tony Jefferson 3
4. Three Players 2

SHUTDOWN CORNER

CB Marlon Humphrey has registered the NFL's fifth-best defensive passer rating (53.5) among all CBs (min. 10 targets). Humphrey has 1 INT and 5 PD this season, while for his career, he's posted 5 total INTs since being drafted in 2016's first round.

DEFENSIVE PASSER RATING / NFL CORNERBACKS / 2019

Rk.	Cornerback	Def. Rating	Targeted
1.	Darius Slay (Det.)	40.8	17
2.	Jason McCourty (NE)	45.2	29
3.	Ross Cockrell (Car.)	46.3	21
4.	Tre'Davious White (Buf.)	51.3	27
5.	Marlon Humphrey (Bal.)	53.5	23

On 10/6 at Pittsburgh, Humphrey made a clutch forced fumble on WR JuJu Smith-Schuster and recovered the ball, helping set up K Justin Tucker's game-winning, 46-yard FG in Baltimore's 26-23 OT victory.



MARLON HUMPHREY

TEAM MVP
2018 SEASON

VOTED BY LOCAL MEDIA

BRANDON CARR NOTES

A STANDOUT VET

CB Brandon Carr has posted 6 INTs as a Raven, tying (Eric Weddle) for the most over the past two-plus seasons (since 2017, when he arrived in Baltimore). Carr's 135 career PD stand as the third most among active NFL players.

BALTIMORE INTERCEPTIONS

(Since Carr's 2017 Ravens Arrival)

Rk.	Player	INTs
1.	Brandon Carr	6
	Eric Weddle.....	6
3.	Marlon Humphrey.....	5
	Jimmy Smith.....	5
5.	C.J. Mosley.....	3



MOST NFL PASSES DEFENSED BY ACTIVE DEFENDERS

(Since 2008 / Carr's First Season)

Rk.	Player	PD
1.	Johnathan Joseph (Hou.)....	153
2.	Tramon Williams (GB).....	142
3.	Brandon Carr (Bal.).....	135
4.	Aqib Talib (LAR).....	125
5.	Joe Haden (Pit.).....	122



WHAT A STARTING STREAK

CB Brandon Carr's 181-consecutive starts rank as the NFL's longest active streak among defensive players. They stand second overall among all NFL players.

NFL CONSECUTIVE GAMES STARTED (Current NFL Streaks)

Rk.	Player	Games
1.	QB Philip Rivers (LAC).....	213
2.	CB Brandon Carr (Bal.).....	181
3.	QB Matt Ryan (Atl.).....	152
4.	LB Ryan Kerrigan (Was.)....	133
5.	QB Matthew Stafford (Det.)..	132

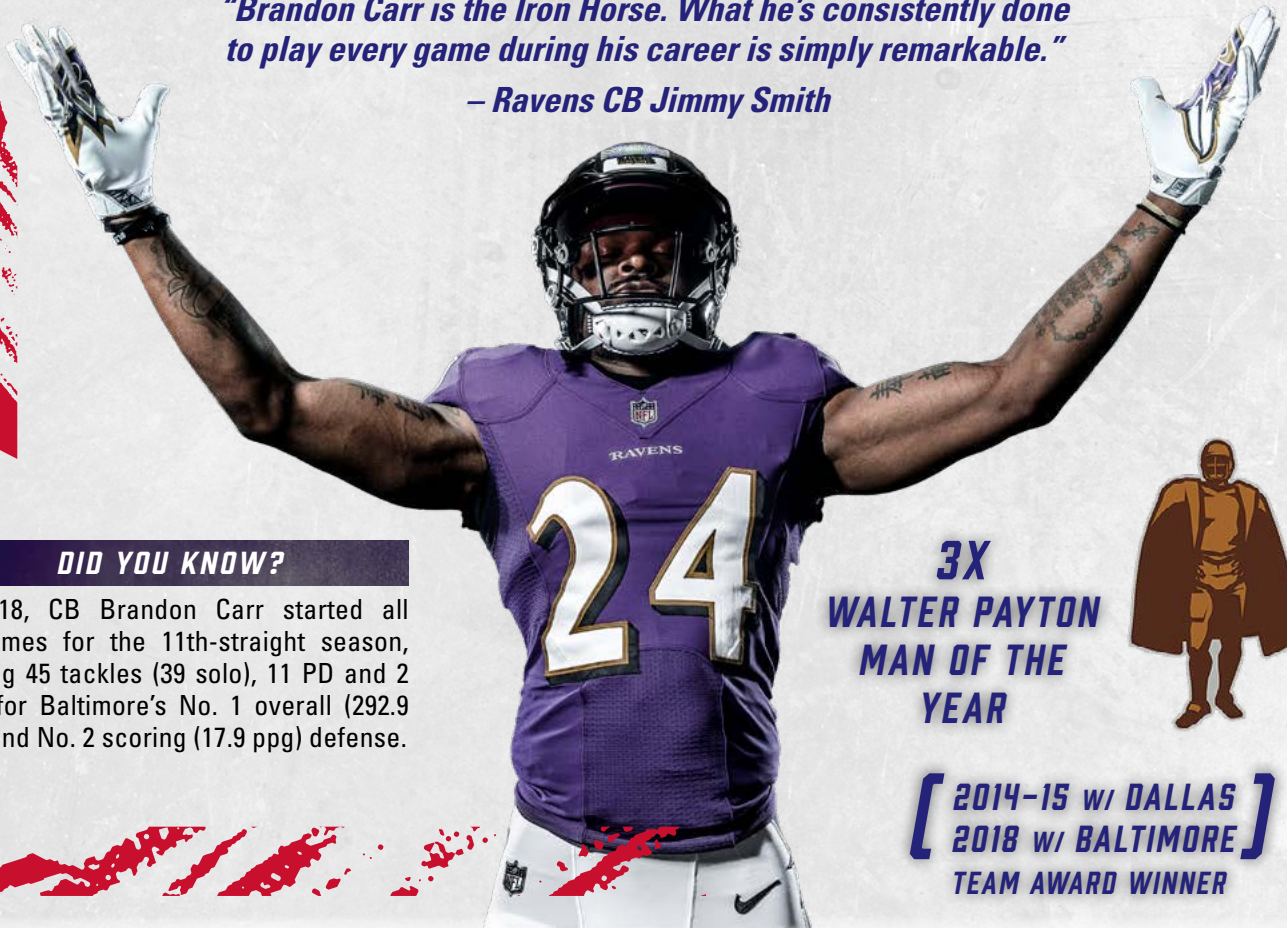
MOST CAREER GAMES PLAYED (Active NFL Defenders)

Rk.	Player	Games
1.	Terrell Suggs (Ari.).....	234
2.	Mike Adams (Hou.).....	209
3.	Antoine Bethea (NYG).....	198
4.	Johnathan Joseph (Hou.)...	191
5.	Eric Weddle (LAR).....	190
6.	Tramon Williams (GB).....	188
7.	Brandon Carr (Bal.).....	181
	Thomas Davis (LAC).....	181

"Brandon Carr is the Iron Horse. What he's consistently done to play every game during his career is simply remarkable."

– Ravens CB Jimmy Smith

BRANDON CARR



DID YOU KNOW?

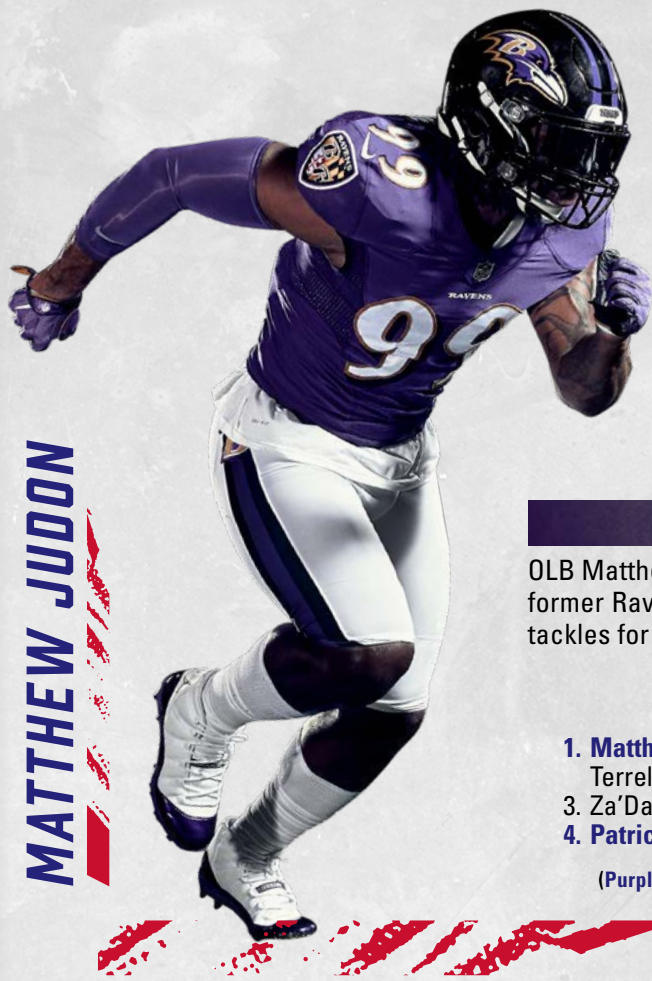
In 2018, CB Brandon Carr started all 16 games for the 11th-straight season, posting 45 tackles (39 solo), 11 PD and 2 INTs for Baltimore's No. 1 overall (292.9 ypg) and No. 2 scoring (17.9 ppg) defense.

3X
WALTER PAYTON
MAN OF THE
YEAR



[2014-15 w/ DALLAS
2018 w/ BALTIMORE]
TEAM AWARD WINNER

MATTHEW JUDON & GUS EDWARDS NOTES



MATTHEW JUDON

ALL-AROUND DEFENDERS

OLB Matthew Judon is one of seven NFL defenders to register at least 120 tackles, 45 QB hits, 30 TFL and 15 sacks since 2017.

SINCE 2017 / NFL DEFENDERS WITH AT LEAST 120 TACKLES, 45 QB HITS, 30 TFL & 15 SACKS

Defender	Tackles	Sacks	TFL	QB Hits
Calais Campbell (Jax.)	160	28.0	38	60
Cameron Heyward (Pit.)	121	23.5	30	45
Chandler Jones (Ari.)	120	34.0	41	56
Cameron Jordan (NO)	129	28.0	37	56
Demarcus Lawrence (Dal.)	129	27.5	31	55
Von Miller (Den.)	123	26.5	33	53
Matthew Judon (Bal.)	121	18.0	31	48

BACKFIELD DISTURBANCE

OLB Matthew Judon has registered 18 sacks since the 2017 campaign, tying former Ravens OLB Terrell Suggs. Judon has also posted the Ravens' most tackles for loss (31) since 2017. Judon has tallied 3 sacks in 2019.

RAVENS SACKS (Since 2017)

- Matthew Judon** 18
- Terrell Suggs 18
- Za'Darius Smith 12
- Patrick Onwuasor** 7.5

(Purple Indicates Current Raven)

RAVENS TACKLES FOR LOSS (Since 2017)

- Matthew Judon** 31
- Terrell Suggs 24
- C.J. Mosley 17
- Patrick Onwuasor** 14

'GUS THE BUS' KEPT ON ROLLING

In 2018, from Weeks 11-17, Baltimore posted an NFL-best 1,607 rushing yards. Much of that can be attributed to RB Gus Edwards, who tied (Chris Carson) to produce the NFL's third-most rushing yards during this span.

RUSHING YARDS / 2018 WEEKS 11-17 / FINAL SEVEN GAMES

Rk.	Player	Att.	Yards	Avg.	LG	TDs
1.	Saquon Barkley (NYG)	130	721	5.55	78t	6
2.	Derrick Henry (Ten.)	114	701	6.15	99t	8
3.	Gus Edwards (Bal.)	122	654	5.36	43	2
	Chris Carson (Sea.)	136	654	4.81	61	7
5.	Ezekiel Elliott (Dal.)	136	603	4.43	24	2

DID YOU KNOW?

Of RB Gus Edwards' 137 rushing attempts in 2018, only 1 carry resulted in a loss for yards (-1 yard). His .7 "stuff" percentage was by far the NFL's top mark, with then-Jaguars RB TJ Yeldon's 2.9% ranking second (3 stuffs on 104 carries).

ROOKIE RUNNERS

NFL ROOKIE RUSHING YARDS (2018 Season)

Rk.	Rookie	Yards
1.	Saquon Barkley (NYG)	1,307
2.	Phillip Lindsay (Den.)	1,037
3.	Nick Chubb (Cle.)	996
4.	Sony Michel (NE)	931
5.	Gus Edwards (Bal.)	718



GUS EDWARDS

JUSTIN TUCKER NOTES

TUCKER RANKS NO. 1

K Justin Tucker, the most accurate kicker ever, has hit 247 of 273 FGAs to post a 90.5% success mark. In 2018, he scored a franchise-record 141 points for the third-straight season, becoming the NFL's only kicker to surpass the 140 mark in each of the past three full years (2016-18).

BEST CAREER FIELD GOAL PERCENTAGE (NFL History / Min. 100 Att.)

Rk.	Player	FGM	FGA	Pct.
1.	Justin Tucker (Bal.)	247	273	90.5
2.	Wil Lutz (NO)	98	112	87.5
3.	Stephen Gostkowski (NE)	374	428	87.4
4.	Josh Lambo (Jax.)	102	117	87.2
5.	Robbie Gould (SF)	365	420	86.9

6X
AFC ST
PLAYER OF
MONTH

TUCKER TIDBITS

- Since PATs were moved back to the 15-yard line in 2015, Tucker (146-of-147) has produced the NFL's best PAT percentage (99.3).
- Tucker's 92.9 career FG% when kicking on grass (144-of-155) ranks as the NFL's best of all time.
- Tucker's 93.8 career FG% in the second half/OT (122-of-130) ranks as the NFL's best second half/OT mark of all time.
- Tucker is a six-time AFC Special Teams Player of the Month, ranking three more than legends S Ed Reed & K Matt Stover for the most POM awards in Ravens history. (Tucker has also earned a team-record nine AFC Special Teams Player of the Week honors.)
- Tucker's 6 FGs on 12/16/13 at Detroit set a team record and a single-game NFL high in 2013. He became the first NFL kicker ever to connect from the 20-, 30-, 40-, 50- & 60-yard range in a game.

TUCKER'S GAME-WINNERS

14

CAREER GAME-WINNING FGs BY K JUSTIN TUCKER

- 2019: Week 5 at Pit., 46 yds OT
- 2018: Week 11 vs. Cin., 24 yds
- 2016: Week 3 at Jax., 53 yds
- 2016: Week 2 at Cle., 49 yds
- 2015: Week 11 vs. STL, 47 yds
- 2015: Week 8 vs. SD, 39 yds
- 2015: Week 4 at Pit., 52 yds OT
- 2014: Week 3 at Cle., 32 yds
- 2013: Week 15 at Det., 61 yds
- 2013: Week 10 vs. Cin., 46 yds OT
- 2013: Week 5 at Mia., 44 yds
- 2012: Div. at Den., 47 yds 2OT
- 2012: Week 12 at SD, 38 yds OT
- 2012: Week 3 vs. NE, 27 yds



JUSTIN TUCKER

3X
FIRST-TEAM
ALL-PRO

1X
SECOND-TEAM
ALL-PRO

2X
PRO BOWLER

247

Field Goals Made
NFL's Most
Since 2012

997

Points Scored
NFL's Second
Most Since 2012

90.5

Career FG Pct.
Best Mark
in NFL History

110

40-Plus-Yard FGs
NFL's Most
Since 2012

39

50-Plus-Yard FGs
NFL's Most
Since 2012

6

Career Games
w/ Dual 50+ FGs Made
(Most in NFL History)

JUSTIN TUCKER NOTES

TUCK'S CHART TALK

MOST FIELD GOALS MADE / SINCE 2012

Rk.	Player (Team)	FGM
1.	Justin Tucker (Bal.)	247
2.	Stephen Gostkowski (NE)	233
3.	Stephen Hauschka (Buf.)	205
4.	Adam Vinatieri (Ind.)	203
5.	Matt Bryant (Atl.)	192

MOST NFL POINTS / SINCE 2012

Rk.	Player (Team)	Points
1.	Stephen Gostkowski (NE)	1,063
2.	Justin Tucker (Bal.)	997
3.	Adam Vinatieri (Ind.)	881
4.	Stephen Hauschka (Buf.)	879
5.	Matt Prater (Det.)	868

CONSECUTIVE FIELD GOALS MADE (All-Time NFL Streaks)

Rk.	Kicker (Years)	FGs Made
1.	Adam Vinatieri (2015-16)	44
2.	Mike Vanderjagt (2002-04)	42
3.	Gary Anderson (1997-98)	40
4.	Matt Stover (2005-06)	36
5.	Justin Tucker (2015-16) Adam Vinatieri (2013-14)	35

BEST NFL FIELD GOAL PERCENTAGE (2016 Season)

Rk.	Player (Team)	FGM-FGA	Pct.
1.	Justin Tucker (Bal.)	38-39	97.4
2.	Matt Bryant (Atl.)	34-37	91.9
3.	Ryan Succop (Ten.)	22-24	91.7
4.	Stephen Hauschka (Sea.)	33-37	89.2
5.	Cairo Santos (KC)	31-35	88.6
6.	Two Players	27-31	87.1

BEST FIELD GOAL PERCENTAGE / ROOKIES (NFL History)

Rk.	Player (Year)	FGM-FGA	Pct.
1.	Michael Badgley (2018)	15-16	93.8
2.	Blair Walsh (2012)	35-38	92.1
3.	Justin Tucker (2012)	30-33	90.9
4.	Harrison Butker (2017)	38-42	90.5
5.	Jason Sanders (2018)	18-20	90.0
6.	Two Players	n/a	88.9

BEST FIELD GOAL PERCENTAGE (Ravens Single-Season History)

Rk.	Player (Year)	FGM-FGA	Pct.
1.	Justin Tucker (2016)	38-39	97.4
2.	Matt Stover (2006)	28-30	93.3
3.	Justin Tucker (2013)	38-41	92.7
4.	Justin Tucker (2017)	34-37	91.9
5.	Justin Tucker (2012)	30-33	90.9

(min. 16 att.)

2016: PERHAPS THE BEST SEASON EVER

- In 2016, All-Pro K Justin Tucker connected on 38 of 39 FGAs (lone miss was a block), posting the fifth-best pct. in NFL single-season history. In addition to making 35-straight FGs at one point (tied for fifth-best streak ever), here are facts about his remarkable season, arguably the best ever by a kicker:
- Tucker's 38 FGs made ranked No. 1 in the NFL. He was also 27-of-27 on PATs. An NFL single-season record 24 of Tucker's 38 FGs made in 2016 came from 40 yards or beyond.
- Tucker's 10 FGs of 50-plus yards are a Ravens' single-season record. They tie (Blair Walsh, 2012) for the most in NFL history. (Tucker was a perfect 10-for-10 from 50 yards and out during the 2016 season.)
- Tucker's 141 points ranked second in the league only behind Atlanta's Matt Bryant (158).
- In Week 12 of 2016 vs. Cincy, Tucker became just the ninth kicker in league history to make 3 FGs of 50-plus yards in a single game (52, 57 & 54). He is also the first kicker in NFL history to make 3 FGs of 50-plus yards in the first half of a game. (These feats earned him AFC ST POW honors.)

BEST FG PERCENTAGE / NFL SINGLE-SEASON HISTORY

Rk.	Player (Team)	FGM	FGA	Pct.
1.	Gary Anderson (1998)	35	35	100.0
	Mike Vanderjagt (2003)	37	37	100.0
	Jeff Wilkins (2000)	17	17	100.0
	Tony Zendejas (1991)	17	17	100.0
5.	Justin Tucker (2016)	38	39	97.4

TUCKER CAREER NUMBERS

Year	1-19	20-29	30-39	40-49	50+	Total	Pct.	LG	PAT	Pts
2012	0-0	8-8	8-8	10-13	4-4	30-33	90.9	56	42-42	132
2013	0-0	10-10	12-13	10-11	6-7	38-41	92.7	61	26-26	140
2014	0-0	10-10	11-11	4-4	4-9	29-34	85.3	55	42-42	129
2015	0-0	10-10	9-9	10-11	4-10	33-40	82.5	52	29-29	128
2016	0-0	4-4	10-11*	14-14	10-10	38-39*	97.4	57	27-27	141
2017	0-0	7-7	11-11	11-12	5-7	34-37	91.9	57	39-39	141
2018	0-0	12-12	9-9	9-11	5-7	35-39	89.7	56	36-37	141
2019	0-0	3-3	3-3	3-3	1-1	10-10	100.0	51	15-15	45
Totals	0-0	64-64	73-75	71-79	39-55	247-273	90.5	61	256-257	997

* Lone miss in 2016 was a blocked kick.



SIX SEASONS WITH 30 FGs

In 2018's Week 16 win at LAC, K Justin Tucker became the first kicker in NFL history to produce six seasons with 30-or-more FGs made. He made 35 FGs in 2018.

MOST SEASONS WITH 30-PLUS FGs MADE / NFL HISTORY

Rk.	Kicker	Seasons
1.	Justin Tucker (Bal.)	6
2.	David Akers (Phi. & SF)	5
	John Carney (SD, NO & NYG)	5
	Stephen Gostkowski (NE)	5

900 Points: In 2018's Week 12 win vs. Oakland, Tucker became the fastest pure kicker in league history to reach the 900-point milestone, doing so in his 107th game. Of overall players, only Gino Cappelletti (a WR/PK combo from 1960-70) did it faster (106 games).

SAM KOCH NOTES

SAM IN THE 20

P Sam Koch is the Ravens' all-time leader in punts inside the 20 (392). In 2017, he posted a franchise-record 40 boots inside the 20, which ranked as the NFL's most.

PUNTS INSIDE THE 20 (Ravens All-Time History)

Rk.	Player	In 20
1.	Sam Koch	392
2.	Kyle Richardson	128
3.	Dave Zastudil	89

PUNTS INSIDE THE 20 (Ravens Single Seasons)

Rk.	Player (Year)	In 20
1.	Sam Koch (2017)*	40
2.	Sam Koch (2010)	39
	Kyle Richardson (1999)	39

* In 2017, Koch's 40 punts in the 20 ranked No. 1 in the NFL.

KOCH DOMINATED IN 2017

No punter in 2017 was more dominant at pinning opponents deep in their own territory than P Sam Koch.

PUNTS INSIDE 20

1.	Sam Koch	40
2.	Chris Jones	34
3.	Two Players	33

PUNTS INSIDE 10

1.	Sam Koch	16
2.	Marquette King	14
3.	Three Players	13

PUNTS INSIDE 5

1.	Andy Lee	6
2.	Sam Koch	5
	Three Others	5

RAVENS IRONMAN

RAVENS CONSECUTIVE GAMES PLAYED / ALL-TIME STREAKS

Rk.	Player	Games	Years
1.	Sam Koch	213	2006-present
2.	Jarret Johnson	129	2003-11
3.	Joe Flacco	122	2008-15

BALTIMORE RAVENS MOST ALL-TIME GAMES PLAYED

Rk.	Player	Games	Years
1.	Terrell Suggs	229	2003-2018
2.	Ray Lewis	228	1996-2012
3.	Sam Koch	213	2006-present
4.	Matt Stover	207	1996-2008
5.	Jonathan Ogden	177	1996-2007

ESPN's Kevin Seifert on Koch's arsenal of punts:

"Some are designed to hook toward the sideline with maximum hang time. Others use an intentionally low trajectory to aid coverage teams. He has a knuckler and one kick that drops, from the returner's perspective, roughly in the shape of the letter 'S.'" He's debuted a "boomerang" punt that does just what you would imagine it might. Most, but not all, of these punts are intended to discourage a clean catch and minimize the return. ... Sam Koch and the Ravens have introduced a new way to punt."

RAVENS ALL-TIME LEADER

P Sam Koch owns a 45.4 career gross average and 39.6 career net, both marks that rank first in Ravens history. In 2014, he posted a career-high and team-record 47.4-yard gross (matched again in 2018) and 43.3-yard net average.

CAREER GROSS AVG. (Ravens History)

Rk.	Player	Avg.
1.	Sam Koch	45.4
2.	Greg Montgomery	43.2
3.	Dave Zastudil	41.6

CAREER NET AVG. (Ravens History)

Rk.	Player	Avg.
1.	Sam Koch	39.6
2.	Greg Montgomery	37.2
3.	Kyle Richardson	35.4

PINNING 'EM DEEP

Dating back to 2006, when he entered the NFL, P Sam Koch's 392 punts inside the 20 rank second in the NFL.

NFL PUNTS INSIDE THE 20 / SINCE 2006

Rk.	Player	In 20
1.	Dustin Colquitt (KC)	419
2.	Sam Koch (Bal.)	392
3.	Andy Lee (Ari.)	370

1X
PRO BOWLER

1X
SECOND-TEAM
ALL-PRO

SAM KOCH



RAVENS IN OUR COMMUNITY

RAVENS FANTENNIAL




On Sept. 28, to celebrate the NFL's 100th season, the Baltimore Ravens hosted Ravens Fantennial. This fan fest included live music, fan activities, tailgate games, food trucks, and appearances by Ravens Cheerleaders, mascot Poe and Baltimore's Marching Ravens. Fans were also able to take photos, get autographs and interact with some of their favorite Ravens Legends, including LB Peter Boulware, TE Todd Heap, OT Jonathan Ogden and Baltimore Colts HB Lenny Moore. The exciting event concluded with a special Ring of Honor Jacket Ceremony for former Ravens head coach Brian Billick.



BRANDON CARR - LIT BUDDIES

On Sept. 30, CB Brandon Carr continued his exemplary community outreach when he surprised students at Glenmount Elementary/Middle School. Carr spent time playing games, reading and interacting with students before officially launching his LitBuddies Literacy Subscription Box. Each student received a special "lit" box, which included school supplies, books and educational games.



ALPHABETICAL ROSTER

As of Oct. 8

No.	Name	Pos.	Ht.	Wt.	Birthdate	Exp.	College	Hometown
89	Andrews, Mark	TE	6-4	256	9/6/95	2	Oklahoma	Scottsdale, AZ
34	Averett, Anthony	CB	5-11	184	11/30/94	2	Alabama	Woodbury, NJ
28	Bethel, Justin	CB	6-0	200	6/17/90	8	Presbyterian	Sumter, SC
49	Board, Chris	ILB	6-2	237	7/23/95	2	North Dakota State	Orlando, FL
54	Bowser, Tyus	OLB	6-3	242	5/23/95	3	Houston	Tyler, TX
80	Boykin, Miles	WR	6-4	220	10/12/96	R	Notre Dame	New Lenox, IL
86	Boyle, Nick	TE	6-4	270	2/17/93	5	Delaware	Sussex, NJ
77	Bozeman, Bradley	C	6-3	317	11/24/94	2	Alabama	Roanoke, AL
15	Brown, Marquise	WR	5-9	170	6/4/97	R	Oklahoma	Hollywood, FL
78	Brown Jr., Orlando	T	6-8	355	5/2/96	2	Oklahoma	Baltimore, MD
57	Bynes, Josh	ILB	6-1	235	8/24/89	8	Auburn	Anderson, FL
26	Canady, Maurice	CB	6-1	193	5/26/94	4	Virginia	Richmond, VA
24	Carr, Brandon	CB	6-0	210	5/19/86	12	Grand Valley State	Flint, MI
36	Clark, Chuck	S	6-0	205	4/19/95	3	Virginia Tech	Suffolk, VA
46	Cox, Morgan	LS	6-4	235	4/26/86	10	Tennessee	Collierville, TN
35	Edwards, Gus	RB	6-1	238	4/13/95	2	Rutgers	Staten Island, NY
32	Elliott, DeShon	S	6-0	210	4/21/97	2	Texas	Dallas, TX
45	Ferguson, Jaylon	OLB	6-5	270	12/14/95	R	Louisiana Tech	St. Francisville, LA
58	Fort, L.J.	ILB	6-0	232	1/3/90	5	Northern Iowa	Waynesville, MO
3	Griffin III, Robert	QB	6-2	213	2/12/90	7	Baylor	Copperas Cove, TX
43	Hill, Justice	RB	5-10	200	11/14/97	R	Oklahoma State	Tulsa, OK
44	Humphrey, Marlon	CB	6-0	197	7/8/96	3	Alabama	Hoover, AL
81	Hurst, Hayden	TE	6-4	260	8/24/93	2	South Carolina	Jacksonville, FL
74	Hurst, James	G/T	6-5	310	12/17/91	6	North Carolina	Plainfield, IN
21	Ingram II, Mark	RB	5-9	210	12/21/89	9	Alabama	Flint, MI
8	Jackson, Lamar	QB	6-2	212	1/7/97	2	Louisville	Pompano Beach, FL
27	Jones, Cyrus	CB/RS	5-10	200	11/29/93	4	Alabama	Baltimore, MD
99	Judon, Matthew	OLB	6-3	261	8/15/92	4	Grand Valley State	West Bloomfield, MI
4	Koch, Sam	P	6-1	222	8/13/82	14	Nebraska	Seward, NE
41	Levine Sr., Anthony	DB/LB	5-11	207	3/27/87	8	Tennessee State	Abbeville, LA
94	Mack, Daylon	DT	6-1	340	2/23/97	R	Texas A&M	Gladewater, TX
90	McPhee, Pernell	OLB	6-3	269	12/17/88	9	Mississippi State	Pahokee, FL
7	McSorley, Trace	QB	6-0	202	8/23/95	R	Penn State	Ashburn, VA
65	Mekari, Patrick	G	6-4	308	8/13/97	R	Cal-Berkeley	Westlake Village, CA
10	Moore, Chris	WR/RS	6-1	200	6/16/93	4	Cincinnati	Tampa, FL
48	Onwuasor, Patrick	ILB	6-0	227	8/22/92	4	Portland State	Inglewood, CA
97	Pierce, Michael	DT	6-0	345	11/6/92	4	Samford	Daphne, AL
72	Powers, Ben	G	6-4	310	10/29/96	R	Oklahoma	Wichita, KS
42	Ricard, Patrick	FB/DL	6-3	303	5/27/94	3	Maine	Spencer, MA
11	Roberts, Seth	WR	6-2	195	2/22/91	5	West Alabama	McClay, FL
12	Scott, Jaleel	WR	6-5	210	2/23/95	2	New Mexico State	Rock Hill, SC
95	Sieler, Zach	DT	6-6	301	9/7/95	2	Ferris State	Pinckney, MI
68	Skura, Matt	G/C	6-3	313	2/17/93	3	Duke	Columbus, OH
22	Smith, Jimmy	CB	6-2	210	7/26/88	9	Colorado	Colton, CA
83	Snead IV, Willie	WR/RS	5-11	200	10/17/92	5	Ball State	Muskegon, MI
79	Stanley, Ronnie	T	6-6	315	3/18/94	4	Notre Dame	Las Vegas, NV
29	Thomas III, Earl	S	5-10	220	5/7/89	10	Texas	Orange, TX
9	Tucker, Justin	K	6-1	183	11/21/89	8	Texas	Austin, TX
51	Ward, Jihad	DT	6-5	287	5/11/94	4	Illinois	Philadelphia, PA
98	Williams, Brandon	DT	6-1	336	2/21/89	7	Missouri Southern St.	Kirkwood, MO
93	Wormley, Chris	DE	6-5	300	10/25/93	3	Michigan	Toledo, OH
73	Yanda, Marshal	G/T	6-3	305	9/15/84	13	Iowa	Anamosa, IA
40	Young, Kenny	ILB	6-1	234	11/15/94	2	UCLA	Boutte, LA

Practice Squad

96	Adeoye, Aaron	OLB	6-6	250	8/26/93	R	Southeast Missouri St.	Marion, IL
33	Bonds, Terrell	CB	5-8	182	7/22/96	R	Tennessee State	Miami, FL
70	Ehinger, Parker	G	6-6	310	12/30/92	2	Cincinnati	Rockford, MI
39	Ezeala, Christopher (IPP)	FB	5-11	248	9/19/95	1	German FB League	Munich, Germany
88	Herdman, Cole	TE	6-4	238	6/27/95	R	Purdue	Oakton, VA
92	Ledbetter, Jeremiah	DT	6-3	295	6/2/94	2	Arkansas	Gainesville, GA
14	Modster, Sean	WR	5-11	183	11/13/95	R	Boise State	Mission Viejo, CA
61	Prince, R.J.	G	6-6	320	4/19/95	1	North Carolina	Albemarle, NC
85	Scarff, Charles	TE	6-5	249	5/3/96	R	Delaware	Lancaster, PA
47	Turner, De'Lance	RB	5-11	214	8/23/95	2	Alcorn State	McClain, MS
84	Wesley, Antoine	WR	6-4	206	10/22/97	R	Texas Tech	Las Vegas, NV

Reserve/Injured

50	Alaka, Otaro	ILB	6-3	239	5/18/96	R	Texas A&M	Houston, TX
60	Crecelius, Randin	G/T	6-5	300	8/5/96	1	Portland State	Lake Stevens, WA
23	Jefferson, Tony	S	5-11	211	1/27/92	7	Oklahoma	Chula Vista, CA
37	Marshall, Iman	CB	6-1	210	2/27/97	R	Southern California	Long Beach, CA
n/a	Smithson, Fish	DB	5-11	196	3/18/94	1	Kansas	Baltimore, MD
31	Trawick, Brynden	S	6-2	225	10/23/89	7	Troy	Marietta, GA
25	Young, Tavon	CB	5-9	185	3/14/94	4	Temple	Oxon Hill, MD

NUMERICAL ROSTER

As of Oct. 8

No.	Name	Pos.	Ht.	Wt.	Birthdate	Exp.	College	How Acq.	2019 Games			
									P	S	DNP	INA
3	Robert Griffin III	QB	6-2	213	2/12/90	7	Baylor	FA '18	1	0	4	0
4	Sam Koch	P	6-1	222	8/13/82	14	Nebraska	D6a '06	5	0	0	0
7	Trace McSorley	QB	6-0	202	8/23/95	R	Penn State	D6 '19	0	0	0	5
8	Lamar Jackson	QB	6-2	212	1/7/97	2	Louisville	D1b '18	5	5	0	0
9	Justin Tucker	K	6-1	183	11/21/89	8	Texas	FA '12	5	0	0	0
10	Chris Moore	WR/RS	6-1	200	6/16/93	4	Cincinnati	D4b '16	5	0	0	0
11	Seth Roberts	WR	6-2	195	2/22/91	5	West Alabama	FA '19	5	0	0	0
12	Jaleel Scott	WR	6-5	210	2/23/95	2	New Mexico State	D4c '18	0	0	0	5
15	Marquise Brown	WR	5-9	170	6/4/97	R	Oklahoma	D1 '19	5	4	0	0
21	Mark Ingram II	RB	5-9	210	12/21/89	9	Alabama	UFA (NO) '19	5	5	0	0
22	Jimmy Smith	CB	6-2	210	7/26/88	9	Colorado	D1 '11	1	1	0	4
24	Brandon Carr	CB	6-0	210	5/19/86	12	Grand Valley State	UFA (DAL) '17	5	5	0	0
26	Maurice Canady	CB	6-1	193	5/26/94	4	Virginia	D6b '16	4	1	0	0
27	Cyrus Jones	CB/RS	5-10	200	11/29/93	4	Alabama	WAV (NE) '18	5	1	0	0
28	Justin Bethel	CB	6-0	200	6/17/90	8	Presbyterian	UFA (ATL) '19	5	0	0	0
29	Earl Thomas III	S	5-10	220	5/7/89	10	Texas	UFA (SEA) '19	5	5	0	0
32	DeShon Elliott	S	6-1	210	4/21/97	2	Texas	D6a '18	5	0	0	0
34	Anthony Averett	CB	5-11	184	11/30/94	2	Alabama	D4a '18	4	2	0	1
35	Gus Edwards	RB	6-1	238	4/13/95	2	Rutgers	FA '18	5	0	0	0
36	Chuck Clark	S	6-0	205	4/19/95	3	Virginia Tech	D6 '17	5	1	0	0
40	Kenny Young	ILB	6-1	234	11/15/94	2	UCLA	D4b '18	4	3	0	1
41	Anthony Levine Sr.	DB/LB	5-11	207	3/27/87	8	Tennessee State	FA '12	5	0	0	0
42	Patrick Ricard	FB/DL	6-3	303	5/27/94	3	Maine	FA '17	5	1	0	0
43	Justice Hill	RB	5-10	200	11/14/97	R	Oklahoma State	D4a '19	5	0	0	0
44	Marlon Humphrey	CB	6-0	197	7/8/96	3	Alabama	D1 '17	5	4	0	0
45	Jaylon Ferguson	OLB	6-5	270	12/14/95	R	Louisiana Tech	D3a '19	3	0	0	2
46	Morgan Cox	LS	6-4	235	4/26/86	10	Tennessee	FA '10	5	0	0	0
48	Patrick Onwuasor	ILB	6-0	227	8/22/92	4	Portland State	FA '16	5	5	0	0
49	Chris Board	ILB	6-2	237	7/23/95	2	North Dakota State	FA '18	5	0	0	0
51	Jihad Ward	DT	6-5	287	5/11/94	4	Illinois	FA '19	3	0	0	0
54	Tyus Bowser	OLB	6-3	242	5/23/95	3	Houston	D2 '17	5	0	0	0
57	Josh Bynes	ILB	6-1	235	8/24/89	8	Auburn	FA '19	1	1	0	0
58	L.J. Fort	ILB	6-0	232	1/3/90	5	Northern Iowa	FA '19	1	0	0	0
65	Patrick Mekari	G	6-4	308	8/13/97	R	Cal-Berkeley	FA '19	3	0	2	0
68	Matt Skura	G/C	6-3	313	2/17/93	3	Duke	FA '16	5	5	0	0
72	Ben Powers	G	6-4	310	10/29/96	R	Oklahoma	D4b '19	0	0	0	5
73	Marshal Yanda	G/T	6-3	305	9/15/84	13	Iowa	D3b '07	5	5	0	0
74	James Hurst	G/T	6-5	310	12/17/91	6	North Carolina	FA '14	5	0	0	0
77	Bradley Bozeman	C	6-5	317	11/24/94	2	Alabama	D6c '18	5	5	0	0
78	Orlando Brown Jr.	T	6-8	355	5/2/96	2	Oklahoma	D3a '18	5	5	0	0
79	Ronnie Stanley	T	6-6	315	3/18/94	4	Notre Dame	D1 '16	5	5	0	0
80	Miles Boykin	WR	6-4	220	10/12/96	R	Notre Dame	D3b '19	5	5	0	0
81	Hayden Hurst	TE	6-4	260	8/24/93	2	South Carolina	D1a '18	5	1	0	0
83	Willie Snead IV	WR/RS	5-11	200	10/17/92	5	Ball State	RFA (NO) '18	5	4	0	0
86	Nick Boyle	TE	6-4	270	2/17/93	5	Delaware	D5a '15	5	4	0	0
89	Mark Andrews	TE	6-5	256	9/6/95	2	Oklahoma	D3b '18	5	1	0	0
90	Pernell McPhee	OLB	6-3	269	12/17/88	9	Mississippi State	UFA (WAS) '19	5	5	0	0
93	Chris Wormley	DE	6-5	300	10/25/93	3	Michigan	D3a '17	5	2	0	0
94	Daylon Mack	DT	6-1	340	2/23/97	R	Texas A&M	D5 '19	1	0	0	4
95	Zach Sieler	DT	6-6	301	9/7/95	2	Ferris State	D7 '18	1	0	0	0
97	Michael Pierce	DT	6-0	345	11/6/92	4	Samford	FA '16	5	5	0	0
98	Brandon Williams	DT	6-1	336	2/21/89	7	Missouri Southern St.	D3 '13	4	4	0	1
99	Matthew Judon	OLB	6-3	261	8/15/92	4	Grand Valley State	D5 '16	5	5	0	0
Practice Squad												
14	Sean Modster	WR	5-11	183	11/13/95	R	Boise State	FA '19	0	0	0	0
33	Terrell Bonds	CB	5-8	182	7/22/96	R	Tennessee State	FA '19	0	0	0	0
39	Christopher Ezeala (IPP)	FB	5-11	248	9/19/95	1	German FB League	IPP '18	0	0	0	0
47	De'Lance Turner	RB	5-11	214	8/23/95	2	Alcorn State	FA '18	0	0	0	0
61	R.J. Prince	G	6-6	320	4/19/95	1	North Carolina	FA '19	0	0	0	0
70	Parker Ehinger	G	6-6	310	12/30/92	2	Cincinnati	FA '19	0	0	0	0
84	Antoine Wesley	WR	6-4	206	10/22/97	R	Texas Tech	FA '19	0	0	0	0
85	Charles Scarff	TE	6-5	249	5/3/96	R	Delaware	FA '19	0	0	0	0
88	Cole Herdman	TE	6-4	238	6/27/95	R	Purdue	FA '19	0	0	0	0
92	Jeremiah Ledbetter	DT	6-3	295	6/2/94	2	Arkansas	FA '19	0	0	0	0
96	Aaron Adeoye	OLB	6-6	250	8/26/93	R	Southeast Missouri St.	FA '19	0	0	0	0
Reserve/Injured												
23	Tony Jefferson	S	5-11	211	1/27/92	7	Oklahoma	UFA (ARI) '17	5	5	0	0
25	Tavon Young	CB	5-9	185	3/14/94	4	Temple	D4a '16	0	0	0	0
31	Brynden Trawick	S	6-2	225	10/23/89	7	Troy	FA '19	2	0	0	2
37	Iman Marshall	CB	6-1	210	2/27/97	R	Southern California	D4c '19	0	0	0	0
50	Otaro Alaka	ILB	6-3	239	5/18/96	R	Texas A&M	FA '19	0	0	0	3
60	Randin Crecelius	G/T	6-5	300	8/5/96	1	Portland State	FA '18	0	0	0	0
n/a	Fish Smithson	DB	5-11	196	3/18/94	1	Kansas	FA '19	0	0	0	0

POSITIONAL ROSTER

As of Oct. 8

QUARTERBACKS

3	Robert Griffin III	QB
7	Trace McSorley	QB
8	Lamar Jackson	QB

WIDE RECEIVERS

10	Chris Moore	WR/RS
11	Seth Roberts	WR
12	Jaleel Scott	WR
15	Marquise Brown	WR
80	Miles Boykin	WR
83	Willie Snead IV	WR/RS

RUNNING BACKS

21	Mark Ingram II	RB
35	Gus Edwards	RB
42	Patrick Ricard	FB/DL
43	Justice Hill	RB

TIGHT ENDS

81	Hayden Hurst	TE
86	Nick Boyle	TE
89	Mark Andrews	TE

OFFENSIVE LINE

65	Patrick Mekari	G
68	Matt Skura	G/C
72	Ben Powers	G
73	Marshal Yanda	G/T
74	James Hurst	G/T
77	Bradley Bozeman	C
78	Orlando Brown Jr.	T
79	Ronnie Stanley	T

SECONDARY

22	Jimmy Smith	CB
24	Brandon Carr	CB
26	Maurice Canady	CB
27	Cyrus Jones	CB/RS
28	Justin Bethel	CB
29	Earl Thomas III	S
32	DeShon Elliott	S
34	Anthony Averett	CB
36	Chuck Clark	S
41	Anthony Levine Sr.	DB/LB
44	Marlon Humphrey	CB

LINEBACKERS

40	Kenny Young	ILB
45	Jaylon Ferguson	OLB
48	Patrick Onwuasor	ILB
49	Chris Board	ILB
54	Tyus Bowser	OLB
57	Josh Bynes	ILB
58	L.J. Fort	ILB
90	Pernell McPhee	OLB
99	Matthew Judon	OLB

DEFENSIVE LINE

42	Patrick Ricard	FB/DL
51	Jihad Ward	DT
93	Chris Wormley	DE
94	Daylon Mack	DT
95	Zach Sieler	DT
97	Michael Pierce	DT
98	Brandon Williams	DT

SPECIALISTS

4	Sam Koch	P
9	Justin Tucker	K
46	Morgan Cox	LS

PRACTICE SQUAD

14	Sean Modster	WR
33	Terrell Bonds	CB
39	Christopher Ezeala (IPP)	FB
47	De'Lance Turner	RB
61	R.J. Prince	G
70	Parker Ehinger	G
84	Antoine Wesley	WR
85	Charles Scarff	TE
88	Cole Herdman	TE
92	Jeremiah Ledbetter	DT
96	Aaron Adeoye	OLB

RESERVE/INJURED

23	Tony Jefferson	S
25	Tavon Young	CB
31	Brynden Trawick	S
37	Iman Marshall	CB
50	Otar Alaka	ILB
60	Randin Crecelius	G/T
n/a	Fish Smithson	DB

2019 COACHING STAFF

John Harbaugh	Head Coach
Don Martindale	Defensive Coordinator
Greg Roman	Offensive Coordinator
David Culley	Asst. Head Coach/Pass Coord./WRs
Richard Angulo	Assistant Offensive Line Coach
Andy Bischoff	Assistant Tight Ends Coach
Randy Brown	Assistant Special Teams Coach
Joe Cullen	Defensive Line Coach
Joe D'Alessandris	Offensive Line Coach
Bobby Engram	Tight Ends Coach
Chris Hewitt	Defensive Backs Coach

Chris Horton	Special Teams Coach
Sterling Lucas	Defensive Assistant/Linebackers
Mike Macdonald	Linebackers Coach
Jesse Minter	Assistant Defensive Backs Coach
Steve Saunders	Head Strength & Conditioning Coach
James Urban	Quarterbacks Coach
Craig Ver Steeg	Senior Assistant/Running Backs
Anthony Watson	Asst. Strength & Conditioning Coach
Matt Weiss	Running Backs Coach
T.J. Weist	Assistant Special Teams Coach
Drew Wilkins	Assistant Defensive Line & OLBs

DEPTH CHART

Compiled by Ravens PR staff on Oct. 8

OFFENSE

WR	<u>15</u> <u>Marquise Brown</u>	- or -	83	Willie Snead IV	10	Chris Moore
WR	<u>80</u> <u>Miles Boykin</u>	- or -	11	Seth Roberts	12	Jaleel Scott
LT	79	Ronnie Stanley	74	James Hurst		
LG	77	Bradley Bozeman	<u>65</u> <u>Patrick Mekari</u>	<u>72</u> <u>Ben Powers</u>		
C	68	Matt Skura	77	Bradley Bozeman	<u>65</u> <u>Patrick Mekari</u>	
RG	73	Marshal Yanda	74	James Hurst		
RT	78	Orlando Brown Jr.	74	James Hurst		
TE	86	Nick Boyle	89	Mark Andrews	81	Hayden Hurst
QB	8	Lamar Jackson	3	Robert Griffin III	<u>7</u> <u>Trace McSorley</u>	
FB	42	Patrick Ricard				
RB	21	Mark Ingram II	35	Gus Edwards	<u>43</u> <u>Justice Hill</u>	

DEFENSE

DT	98	Brandon Williams	42	Patrick Ricard	95	Zach Sieler		
NT	97	Michael Pierce	<u>94</u> <u>Daylon Mack</u>	51	Jihad Ward			
DE	93	Chris Wormley	42	Patrick Ricard				
RUSH	90	Pernell McPhee	<u>45</u> <u>Jaylon Ferguson</u>					
MLB	57	Josh Byner	49	Chris Board				
WLB	48	Patrick Onwuasor	58	L.J. Fort	40	Kenny Young		
SAM	99	Matthew Judon	54	Tyus Bowser				
LCB	44	Marlon Humphrey	26	Maurice Canady	34	Anthony Averett		
SS	36	Chuck Clark	- or -	41	Anthony Levine Sr.			
FS	29	Earl Thomas III	32	DeShon Elliott				
RCB	24	Brandon Carr	28	Justin Bethel	27	Cyrus Jones	22	Jimmy Smith*

SPECIAL TEAMS

P	4	Sam Koch				
K	9	Justin Tucker				
H	4	Sam Koch				
LS	46	Morgan Cox				
KOR	10	Chris Moore	- or -	<u>43</u> <u>Justice Hill</u>	83	Willie Snead IV
PR	27	Cyrus Jones	83	Willie Snead IV	<u>15</u> <u>Marquise Brown</u>	

All Rookies Underlined * Missed Last Week's Game Due to Injury

PRONUNCIATIONS

PLAYERS: Aaron Adeoye (uh-DAY-oh-yay); Maurice Canady (CAN-uh-dee); Chris Ezeala (eh-ZAH-lah); Sam Koch (Cook); Anthony Levine Sr. (luh-VEEN); Patrick Mekari (muh-CARE-ee); Patrick Onwuasor (oh-WAH-so); Zach Sieler (SEE-ler); Matt Skura (SKUR-uh); Jihad Ward (JUH-hahd); Antoine Wesley (AN-twon); Marshal Yanda (YAWN-da)
COACHES: Richard Angulo (an-GOO-low); Andy Bischoff (BISH-off); Joe D'Alessandris (dell-ah-SAN-dress); Craig Ver Steeg (ver-STEGG); T.J. Weist (WEEST)

HOW 2019 RAVENS WERE BUILT

BY YEAR SIGNED

YEAR	PLAYER	ACQ.
2006	P Sam Koch	D6a
2007	G/T Marshal Yanda	D3b
2010	LS Morgan Cox	RFA
2011	CB Jimmy Smith	D1
2012	DB/LB Anthony Levine Sr.	FA
	K Justin Tucker	RFA
2013	DT Brandon Williams	D3
2014	G/T James Hurst	RFA
2015	TE Nick Boyle	D5a
2016	CB Maurice Canady	D6b
	OLB Matthew Judon	D5
	WR/RS Chris Moore	D4b
	ILB Patrick Onwuasor	RFA
	DT Michael Pierce	RFA
	G/C Matt Skura	FA
	T Ronnie Stanley	D1
	<i>CB Tavon Young [Injured Reserve]</i>	<i>D4a</i>
2017	OLB Tyus Bowser	D2
	CB Brandon Carr	UFA (Dal.)
	S Chuck Clark	D6
	CB Marlon Humphrey	D1
	<i>S Tony Jefferson [Injured Reserve]</i>	<i>UFA (Ari.)</i>
	FB/DL Patrick Ricard	RFA
	DE Chris Wormley	D3a
2018	TE Mark Andrews	D3b
	CB Anthony Averett	D4a
	ILB Chris Board	RFA
	C Bradley Bozeman	D6c
	T Orlando Brown Jr.	D3a
	<i>G/T Randin Crecelius [Injured Reserve]</i>	<i>RFA</i>
	RB Gus Edwards	RFA
	S DeShon Elliott	D6a
	QB Robert Griffin III	FA
	TE Hayden Hurst	D1a
	QB Lamar Jackson	D1b
	CB/RS Cyrus Jones	WAV (NE)
	WR Jaleel Scott	D4c
	DT Zach Sieler	D7
	WR Willie Snead IV	Rest. FA (NO)
	ILB Kenny Young	D4b
2019	<i>ILB Otaru Alaka [Injured Reserve]</i>	<i>RFA</i>
	CB Justin Bethel	UFA (Atl.)
	WR Miles Boykin	D3b
	WR Marquise Brown	D1
	ILB Josh Bynes	FA
	OLB Jalyon Ferguson	D3a
	ILB L.J. Fort	FA '19
	RB Justice Hill	D4a
	RB Mark Ingram II	UFA (NO)
	DT Daylon Mack	D5
	<i>CB Iman Marshall [Injured Reserve]</i>	<i>D4c</i>
	OLB Pernell McPhee	UFA (Was.)
	QB Trace McSorley	D6
	G Patrick Mekari	RFA
	G Ben Powers	D4b
	WR Seth Roberts	FA
	<i>DB Fish Smithson [Injured Reserve]</i>	<i>FA</i>
	S Earl Thomas III	UFA (Sea.)
	<i>S Brynden Trawick [Injured Reserve]</i>	<i>FA</i>
	DT Jihad Ward	FA

BY DRAFT ROUND

1st ROUND (9)	TEAM	YEAR
S Earl Thomas III	Seattle	2010 (14th)
CB Jimmy Smith	Baltimore	2011 (27th)
RB Mark Ingram II	New Orleans	2011 (28th)
QB Robert Griffin III	Washington	2012 (2nd)
T Ronnie Stanley	Baltimore	2016 (6th)
CB Marlon Humphrey	Baltimore	2017 (16th)
TE Hayden Hurst	Baltimore	2018 (25th)
QB Lamar Jackson	Baltimore	2018 (32nd)
WR Marquise Brown	Baltimore	2019 (25th)
2nd ROUND (3)		
CB/RS Cyrus Jones	New England	2016
DT Jihad Ward	Oakland	2016
OLB Tyus Bowser	Baltimore	2017
3rd ROUND (7)		
G/T Marshal Yanda	Baltimore	2007
DT Brandon Williams	Baltimore	2013
DE Chris Wormley	Baltimore	2017
TE Mark Andrews	Baltimore	2018
T Orlando Brown Jr.	Baltimore	2018
OLB Jalyon Ferguson	Baltimore	2019
WR Miles Boykin	Baltimore	2019
4th ROUND (8)		
WR/RS Chris Moore	Baltimore	2016
<i>CB Tavon Young [Injured Reserve]</i>	<i>Baltimore</i>	<i>2016</i>
CB Anthony Averett	Baltimore	2018
WR Jaleel Scott	Baltimore	2018
ILB Kenny Young	Baltimore	2018
RB Justice Hill	Baltimore	2019
G Ben Powers	Baltimore	2019
<i>CB Iman Marshall [Injured Reserve]</i>	<i>Baltimore</i>	<i>2019</i>
5th ROUND (5)		
CB Brandon Carr	Kansas City	2008
OLB Pernell McPhee	Baltimore	2011
TE Nick Boyle	Baltimore	2015
OLB Matthew Judon	Baltimore	2016
DT Daylon Mack	Baltimore	2019
6th ROUND (7)		
P Sam Koch	Baltimore	2006
CB Justin Bethel	Arizona	2012
CB Maurice Canady	Baltimore	2016
S Chuck Clark	Baltimore	2017
C Bradley Bozeman	Baltimore	2018
S DeShon Elliott	Baltimore	2018
QB Trace McSorley	Baltimore	2019
7th ROUND (1)		
DT Zach Sieler	Baltimore	2018
UNDRAFTED (20)		
LS Morgan Cox	Baltimore	2010
DB/LB Anthony Levine Sr.	Green Bay	2010
ILB Josh Bynes	Baltimore	2011
ILB L.J. Fort	Cleveland	2012
K Justin Tucker	Baltimore	2012
<i>S Tony Jefferson [Injured Reserve]</i>	<i>Arizona</i>	<i>2013</i>
<i>S Brynden Trawick [Injured Reserve]</i>	<i>Baltimore</i>	<i>2013</i>
G/T James Hurst	Baltimore	2014
WR Seth Roberts	Oakland	2014
WR Willie Snead IV	Cleveland	2014
ILB Patrick Onwuasor	Baltimore	2016
DT Michael Pierce	Baltimore	2016
G/C Matt Skura	Baltimore	2016
FB/DL Patrick Ricard	Baltimore	2017
<i>DB Fish Smithson [Injured Reserve]</i>	<i>Washington</i>	<i>2017</i>
ILB Chris Board	Baltimore	2018
<i>G/T Randin Crecelius [Injured Reserve]</i>	<i>Baltimore</i>	<i>2018</i>
RB Gus Edwards	Baltimore	2018
<i>ILB Otaru Alaka [Injured Reserve]</i>	<i>Baltimore</i>	<i>2019</i>
G Patrick Mekari	Baltimore	2019

GAME-BY-GAME STARTERS

OFFENSE

GAME	WR	LT	LG	C	RG	RT	TE	WR	QB	RB	FB	OTHER
Sept. 8 at Miami	M. Brown	Stanley	Bozeman	Skura	Yanda	O. Brown	Boyle	M. Boykin	Jackson	Ingram II	Ricard	n/a
Sept. 15 vs. Arizona	M. Brown	Stanley	Bozeman	Skura	Yanda	O. Brown	Boyle	M. Boykin	Jackson	Ingram II	n/a	Snead IV (WR)
Sept. 22 at Kansas City	M. Brown	Stanley	Bozeman	Skura	Yanda	O. Brown	H. Hurst	M. Boykin	Jackson	Ingram II	n/a	Snead IV (WR)
Sept. 29 vs. Cleveland	M. Brown	Stanley	Bozeman	Skura	Yanda	O. Brown	Boyle	M. Boykin	Jackson	Ingram II	n/a	Snead IV (WR)
Oct. 6 at Pittsburgh	Snead IV	Stanley	Bozeman	Skura	Yanda	O. Brown	Boyle	M. Boykin	Jackson	Ingram II	n/a	Andrews (TE)
Oct. 13 vs. Cincinnati												
Oct. 20 at Seattle												
Nov. 3 vs. New England												
Nov. 10 at Cincinnati												
Nov. 17 vs. Houston												
Nov. 25 at LA Rams												
Dec. 1 vs. San Francisco												
Dec. 8 at Buffalo												
Dec. 12 vs. NY Jets												
Dec. 22 at Cleveland												
Dec. 29 vs. Pittsburgh												

DEFENSE

GAME	NT	DE	DT	SAM	MIKE	WILL	RUSH	RCB	LCB	SS	FS	OTHER
Sept. 8 at Miami	Pierce	Wormley	Williams	Judon	Onwuasor	K. Young	McPhee	Smith	Carr	Jefferson	Thomas III	n/a
Sept. 15 vs. Arizona	Pierce	n/a	Williams	Judon	Onwuasor	Jones (DB)	McPhee	Carr	Humphrey	Jefferson	Thomas III	Averett (DB)
Sept. 22 at Kansas City	Pierce	n/a	Williams	Judon	Onwuasor	K. Young	McPhee	Carr	Humphrey	Jefferson	Thomas III	Clark (S)
Sept. 29 vs. Cleveland	Pierce	n/a	Wormley	Judon	Onwuasor	K. Young	McPhee	Carr	Humphrey	Jefferson	Thomas III	Averett (DB)
Oct. 6 at Pittsburgh	Pierce	n/a	Williams	Judon	Bynes	Onwuasor	McPhee	Canady	Humphrey	Jefferson	Thomas III	Carr (DB)
Oct. 13 vs. Cincinnati												
Oct. 20 at Seattle												
Nov. 3 vs. New England												
Nov. 10 at Cincinnati												
Nov. 17 vs. Houston												
Nov. 25 at LA Rams												
Dec. 1 vs. San Francisco												
Dec. 8 at Buffalo												
Dec. 12 vs. NY Jets												
Dec. 22 at Cleveland												
Dec. 29 vs. Pittsburgh												

Bold denotes first NFL start

2019 TRANSACTIONS

- **Jan: 2:** Signed **LB Ejuan Price** and **LB Matthew Thomas** to Reserve/Future contacts.
- **Jan. 7:** Signed **G Kofi Amichia** to a Reserve/Future contact; Re-signed T Randin Crecelius, DB Robertson Daniel, RB Tyler Ervin, FB Christopher Ezeala, DB Bennett Jackson, LB Alvin Jones and TE Nick Keizer to Reserve/Future contracts.
- **Feb. 19:** Signed CB Tavon Young to a three-year contract extension.
- **Feb. 25:** Terminated the contract of vested veteran WR Michael Crabtree.
- **March 1:** Waived RB Alex Collins.
- **March 6:** Terminated the contract of vested veteran S Eric Weddle.
- **March 7:** Re-signed TE Nick Boyle, who was scheduled to become an unrestricted free agent.
- **March 13:** Traded QB Joe Flacco to the Denver Broncos in exchange for a 2019 fourth-round draft pick (113th overall).
- **March 15:** Signed unrestricted free agents **RB Mark Ingram II** and **S Earl Thomas III**.
- **March 19:** Signed unrestricted free agent **CB Justin Bethel**; Waived (failed physicals) LB Bam Bradley and CB Jaylen Hill.
- **March 26:** Re-signed free agent CB Stanley Jean-Baptiste.
- **March 28:** Re-signed unrestricted free agent QB Robert Griffin III.
- **April 8:** Signed free agent **WR Seth Roberts**.
- **April 15:** Re-signed exclusive rights free agents RB Gus Edwards, G Jermaine Eluemunor, C Matt Skura and RB De'Lance Turner; Re-signed restricted free agent LB Patrick Onwuasor.
- **April 24:** Signed K Justin Tucker to a four-year contract extension and G Marshal Yanda to a one-year contract extension.
- **May 1:** Re-signed restricted free agent DT Michael Pierce.
- **May 3:** Signed draft choices **RB Justice Hill**, **DT Daylon Mack**, **CB Iman Marshall** and **G Ben Powers**; Signed undrafted rookie free agents **LB Otar Alaka**, **T Marcus Applefield**, **LB E.J. Ejiya**, **TE Cole Herdman**, **DE Markus Jones**, **T Patrick Mekari**, **DT Kalil Morris**, **WR Sean Modster**, **DE Michael Onuoha**, **TE Matt Orzech**, **TE Charles Scarff**, **WR Jaylen Smith**, **LB Silas Stewart**, **G C.J. Toogood**, **WR Antoine Wesley**, **DT Gerald Willis** and **S Evan Worthington**.
- **May 4:** Signed draft choice **QB Trace McSorley**.
- **May 5:** Waived G C.J. Toogood and S Evan Worthington.
- **May 6:** Waived DB Robertson Daniel; Signed **OLB Aaron Adeoye**, **CB Terrell Bonds** and **T Darrell Williams**.
- **May 13:** Signed free agents **QB Jalan McClendon** and **G Patrick Vahe**.
- **May 14:** Waived LB Ejuan Price; Signed free agent **WR Joe Horn Jr.**
- **May 16:** Waived G Kofi Amichia and TE Nick Keizer; Signed free agent **G R.J. Prince**.
- **May 20:** Waived QB Jalan McClendon and DT Kalil Morris; Signed free agents **WR Michael Floyd**, **OLB Pernell McPhee** and **OLB Shane Ray**.
- **May 31:** Signed draft choice **OLB Jaylon Ferguson**.
- **June 6:** Signed draft choice **WR Marquise Brown**.
- **July 17:** Signed draft choice **WR Miles Boykin**.
- **July 25:** Waived (NFI) WR Quincy Adeboyejo.
- **July 26:** Signed free agent **G Isaiah Williams**.
- **July 29:** Waived DE Markus Jones; Signed free agent **QB Joe Callahan**.
- **July 31:** Waived WR Jordan Lasley; Signed free agent **LB Nicholas Grigsby**.
- **Aug. 1:** Waived LB Matthew Thomas; Signed free agent **S Brynden Trawick**.
- **Aug. 5:** Traded G Alex Lewis to the NY Jets in exchange for a 2020 conditional draft choice.
- **Aug. 10:** Signed free agent **DT Elijah Qualls**.
- **Aug. 11:** Traded K/P Kaare Vedvik to the Minnesota Vikings in exchange for an undisclosed 2020 draft pick.
- **Aug. 12:** Signed rookie free agent **P Sean Smith**.
- **Aug. 15:** Waived **DT Elijah Qualls**.
- **Aug. 16:** Waived P Sean Smith; Signed free agent **LB Donald Payne**.
- **Aug. 17:** Signed free agent **K Cameron Nizialek**; Waived (injury settlement) OLB Mike Onuoha.
- **Aug. 23:** Signed free agent **LB Paul Worrilow**.
- **Aug. 24:** Waived LB Nicholas Grigsby; Terminated the contract of vested veteran LB Paul Worrilow.
- **Aug. 25:** Signed free agent **K Elliott Fry**.
- **Aug. 27:** Signed free agent **DB Fish Smithson**.
- **Aug. 28:** Traded G/T Jermaine Eluemunor to New England in exchange for an undisclosed draft pick.
- **Aug. 30:** Waived QB Joe Callahan, K Elliott Fry, WR Joe Horn Jr., LS Matthew Orzech, WR Jaylen Smith, LB Silas Stewart, G Patrick Vahe, T Darrell Williams and G Isaiah Williams; Terminated the contracts of vested veterans WR Michael Floyd and OLB Shane Ray.
- **Aug. 31:** Waived OLB Aaron Adeoye, T Marcus Applefield, CB Terrell Bonds, CB Maurice Canady, ILB E.J. Ejiya, RB Tyler Ervin, FB Christopher Ezeala, DT Willie Henry Jr., TE Cole Herdman, DB Bennett Jackson, WR Sean Modster, ILB Donald Payne, G R.J. Prince, TE Charles Scarff, DT Zach Sieler, RB De'Lance Turner, WR Antoine Wesley and DT Gerald Willis; Terminated the contract of vested veteran CB Stanley Jean-Baptiste (injury settlement); Waived, (injury settlement) K Cameron Nizialek; Terminated the contract of vested veteran S Brynden Trawick; Placed G/T Randin Crecelius, RB Kenneth Dixon, ILB Alvin Jones, DB Fish Smithson and CB Tavon Young on Injured Reserve.
- **Sept. 1:** Signed OLB Aaron Adeoye, T Marcus Applefield, CB Maurice Canady, WR Sean Modster, ILB Donald Payne, G R.J. Prince, TE Charles Scarff, DT Zach Sieler, RB De'Lance Turner and WR Antoine Wesley to the practice squad; Signed International Practice Player FB Christopher Ezeala to the practice squad.
- **Sept. 2:** Placed CB Iman Marshall on Injured Reserve; Re-signed S Brynden Trawick to the 53-man roster.
- **Sept. 3:** Waived T Marcus Applefield from the practice squad and signed **DT Trevon Coley**.
- **Sept. 6:** Waived (injury settlement) RB Kenneth Dixon.
- **Sept. 10:** Waived (injury settlement) LB Alvin Jones; Released WR Sean Modster and LB Donald Payne from the practice squad; Signed DB Terrell Bonds and **RB Mark Thompson** to the practice squad.
- **Sept. 14:** Waived T Greg Senat; Signed CB Maurice Canady from the practice squad to the 53-man roster.
- **Sept. 16:** Signed **G Parker Ehinger** to the practice squad.
- **Sept. 18:** Placed RB Mark Thompson on practice squad IR and re-signed TE Cole Herdman to the practice squad.
- **Sept. 23:** Reached an injury settlement with RB Mark Thompson and terminated his practice squad contract.
- **Sept. 28:** Placed LB Otar Alaka on Injured Reserve.
- **Sept. 30:** Signed free agent **LB L.J. Fort**.
- **Oct. 1:** Waived OLB Tim Williams; Signed **DT Jeremiah Ledbetter** to the practice squad after DT Trevon Coley was claimed by Indianapolis.
- **Oct. 2:** Signed free agent **ILB Josh Byner** to the 53-man roster.
- **Oct. 3:** Placed S Brynden Trawick on Injured Reserve.
- **Oct. 5:** Activated DT Zach Sieler from the practice squad to the 53-man roster.
- **Oct. 7:** Placed S Tony Jefferson on Injured Reserve; Re-signed WR Sean Modster to the practice squad; Signed free agent **DT Jihad Ward**.

(Bold indicates first time player has joined the Ravens.)

2019 STATISTICS

WON 3, LOST 2

09/08	W 59-10	at Miami	65,012
09/15	W 23-17	Arizona	70,126
09/22	L 28-33	at Kansas City	73,390
09/29	L 25-40	Cleveland	70,686
10/06	W 26-23 OT	at Pittsburgh	64,037
10/13		Cincinnati	
10/20		at Seattle	
11/03		New England	
11/10		at Cincinnati	
11/17		Houston	
11/25		at L.A. Rams	
12/01		San Francisco	
12/08		at Buffalo	
12/12		N.Y. Jets	
12/22		at Cleveland	
12/29		Pittsburgh	

	Balt.	Opp.
TOTAL FIRST DOWNS	132	94
Rushing	56	23
Passing	67	57
Penalty	9	14
3rd Down: Made/Att	29/63	19/52
3rd Down Pct.	46.0	36.5
4th Down: Made/Att	7/10	2/3
4th Down Pct.	70.0	66.7
POSSESSION AVG.	35:18	24:42
TOTAL NET YARDS	2207	1851
Avg. Per Game	441.4	370.2
Total Plays	363	276
Avg. Per Play	6.1	6.7
NET YARDS RUSHING	961	451
Avg. Per Game	192.2	90.2
Total Rushes	180	96
NET YARDS PASSING	1246	1400
Avg. Per Game	249.2	280.0
Sacked/Yards Lost	15/80	9/58
Gross Yards	1326	1458
Att./Completions	168/112	171/108
Completion Pct.	66.7	63.2
Had Intercepted	5	4
PUNTS/AVERAGE	13/48.0	20/49.0
NET PUNTING AVG.	13/43.2	20/43.4
PENALTIES/YARDS	35/269	38/282
FUMBLES/BALL LOST	5/1	7/2
TOUCHDOWNS	19	13
Rushing	7	7
Passing	12	6
Returns	0	0

* SCORE BY PERIODS	Q1	Q2	Q3	Q4	OT	PTS
TEAM	44	45	20	49	3	161
OPPONENTS	17	45	31	30	0	123

* SCORING	TD-Ru	Pa	Rt	K-PAT	FG	S	PTS
Tucker	0	0	0	0	15/15	10/10	0 45
Ingram	6	6	0	0			0 38
Andrews	3	0	3	0			0 18
M. Brown	3	0	3	0			0 18
Boykin	2	0	2	0			0 12
Snead	2	0	2	0			0 12
H. Hurst	1	0	1	0			0 6
L. Jackson	1	1	0	0			0 6
Ricard	1	0	1	0			0 6
TEAM	19	7	12	0	15/15	10/10	0 161
OPPONENTS	13	7	6	0	10/11	11/11	0 123

2-Pt Conv: Ingram, **TEAM** 1-4, **OPPONENTS** 1-2

SACKS: Judon 3, McPhee 3, Bowser 1, Carr 1, Onwuasor 1, **TEAM** 9, **OPPONENTS** 15

FUM/LOST: L. Jackson 2/0, Andrews 1/0, Ingram 1/1, Skura 1/0

* RUSHING	No.	Yds	Avg	Long	TD
Ingram	74	372	5.0	49	6
L. Jackson	50	308	6.2	29	1
Edwards	38	165	4.3	15	0
Levine	1	60	60.0	60	0
Hill	13	47	3.6	13	0
Griffin III	4	9	2.3	4	0
TEAM	180	961	5.3	60	7
OPPONENTS	96	451	4.7	88t	7

* RECEIVING	No.	Yds	Avg	Long	TD
Andrews	28	311	11.1	39	3
M. Brown	21	326	15.5	83t	3
Snead	12	205	17.1	50t	2
H. Hurst	12	127	10.6	29	1
Boyle	9	107	11.9	23	0
Ingram	9	67	7.4	20	0
Roberts	7	83	11.9	25	0
Boykin	5	48	9.6	18	2
Edwards	4	29	7.3	10	0
Hill	3	19	6.3	10	0
Ricard	2	4	2.0	3	1
TEAM	112	1326	11.8	83t	12
OPPONENTS	108	1458	13.5	83t	6

* INTERCEPTIONS	No.	Yds	Avg	Long	TD
E. Thomas	1	14	14.0	14	0
Canady	1	3	3.0	3	0
Bynes	1	1	1.0	1	0
Humphrey	1	0	0.0	0	0
TEAM	4	18	4.5	14	0
OPPONENTS	5	11	2.2	10	0

* PUNTING	No.	Yds	Avg	Net	TB	In	Lg	B
Koch	13	624	48.0	43.2	2	8	57	0
TEAM	13	624	48.0	43.2	2	8	57	0
OPPONENTS	20	979	49.0	43.5	1	6	59	0

* PUNT RETURNS	Ret	FC	Yds	Avg	Long	TD
C. Jones	7	6	90	12.9	25	0
TEAM	7	6	90	12.9	25	0
OPPONENTS	4	6	22	5.5	13	0

* KICKOFF RETURNS	No.	Yds	Avg	Long	TD
Hill	8	182	22.8	46	0
C. Moore	3	67	22.3	26	0
TEAM	11	249	22.6	46	0
OPPONENTS	13	203	15.6	23	0

* FIELD GOALS	1-19	20-29	30-39	40-49	50+
Tucker	0/0	3/3	3/3	3/3	1/1
TEAM	0/0	3/3	3/3	3/3	1/1
OPPONENTS	0/0	5/5	2/2	3/3	1/1
Tucker:	(34G)	(33G, 28G, 51G)	(39G)	(41G)	(27G, 26G, 48G, 46G)
OPP:	(54G)	(22G, 21G, 21G)	(42G, 36G)	(24G, 43G)	(41G, 29G, 33G)

* PASSING	Att	Cmp	Yds	Cmp%	Yds/Att	TD	TD%	Int	Int%	Long	SK/Lost	Rating
L. Jackson	162	106	1271	65.4	7.85	11	6.8	5	3.1	83t	15/80	99.1
Griffin III	6	6	55	100.0	9.17	1	16.7	0	0.0	12	0/0	144.4
TEAM	168	112	1326	66.7	7.89	12	7.1	5	3.0	83t	15/80	101.9
OPPONENTS	171	108	1458	63.2	8.53	6	3.5	4	2.3	83t	9/58	92.2

2019 DEFENSIVE STATISTICS

from Press Box Stats

Name	Total	Solo	Assists	Sacks	Yds.	TFL	INT	Yds.	PD	FF	FR
Patrick Onwuasor	29	23	6	1	5	2	0	0	1	0	0
Tony Jefferson	21	11	10	0	0	0	0	0	3	0	0
Matthew Judon	19	14	5	3	23	4	0	0	0	0	0
Michael Pierce	18	12	6	0	0	1	0	0	0	0	0
Earl Thomas III	17	10	7	0	0	0	1	14	2	0	0
Marlon Humphrey	16	13	3	0	0	2	1	0	5	2	1
Pernell McPhee	15	13	2	3	18	5	0	0	1	0	0
Brandon Carr	14	12	2	1	7	1	0	0	3	0	0
Kenny Young	13	11	2	0	0	3	0	0	0	1	0
Maurice Canady	11	9	2	0	0	0	1	3	2	1	0
Chuck Clark	11	9	2	0	0	1	0	0	1	0	0
Anthony Averett	9	9	0	0	0	0	0	0	2	0	0
Josh Bynes	5	3	2	0	0	0	1	1	1	0	0
Patrick Ricard	5	5	0	0	0	1	0	0	0	0	0
Brandon Williams	5	1	4	0	0	1	0	0	0	0	0
Chris Board	4	2	2	0	0	1	0	0	0	0	0
Tyus Bowser	4	4	0	1	5	1	0	0	0	0	0
Anthony Levine Sr.	3	3	0	0	0	1	0	0	0	0	0
DeShon Elliott	2	2	0	0	0	0	0	0	0	0	0
Cyrus Jones	2	2	0	0	0	0	0	0	0	0	0
Tim Williams	2	2	0	0	0	0	0	0	0	0	0
Chris Wormley	2	1	1	0	0	0	0	0	1	0	0
Jaylon Ferguson	1	1	0	0	0	0	0	0	0	0	0
Zach Sieler	1	1	0	0	0	0	0	0	0	0	0
Brynden Trawick	1	1	0	0	0	0	0	0	0	0	0
Totals	230	174	56	9	58	24	4	18	22	4	1

2019 SPECIAL TEAMS STATISTICS

from Press Box Stats

Name	Total	Solo	Assists	FF	FR	Blocked Kicks
Justin Bethel	3	1	2	0	1	0
Gus Edwards	2	2	0	0	0	0
DeShon Elliott	3	3	0	0	0	0
Chris Board	1	0	1	0	0	0
Tyus Bowser	1	1	0	0	0	0
Chuck Clark	1	0	1	0	0	0
L.J. Fort	1	1	0	0	0	0
Sam Koch	1	1	0	0	0	0
Chris Moore	1	0	1	0	0	0
Brynden Trawick	1	0	1	0	0	0
Cyrus Jones	1	0	1	0	0	0
Totals	16	9	7	0	1	0

2019 SINGLE-GAME BESTS

- Tackles:** 8 by Earl Thomas III vs. Cle. (9/29)
- Sacks:** 1 by five different players
- Interceptions:** 1 by four different players
- Passes Defensed:** 2 four times, last by M. Canady and M. Humphrey vs. Cle. (9/29)
- Tackles For Loss:** 2 twice; last by Kenny Young at KC (9/22)
- Forced Fumbles:** 1 four times; last by M. Canady & M. Humphrey at Pit. (10/6)
- Fumble Recoveries:** 1 twice; last by Marlon Humphrey at Pit. (10/6)
- Special Teams Tackles:** 2 by Gus Edwards at Pit. (10/6)

TACKLES FOR LOSS LEADERS

Name	TFL
Pernell McPhee	5
Matthew Judon	4
Kenny Young	3
Marlon Humphrey	2
Peanut Onwuasor	2

SACKS LEADERS

Name	Sacks
Matthew Judon	3
Pernell McPhee	3
Tyus Bowser	1
Brandon Carr	1
Patrick Onwuasor	1

PASSES DEFENSED LEADERS

Name	PD
Marlon Humphrey	5
Brandon Carr	3
Tony Jefferson	3
Three Players	2
Five Players	1

INTERCEPTIONS LEADERS

Name	INTs
Josh Bynes	1
Maurice Canady	1
Marlon Humphrey	1
Earl Thomas III	1

ALWAYS MORE.
NEVER LESS.



