



AFC NORTH

CHAMPIONS



2018 SEASON REVIEW / 2019 INFORMATION



RAVENS WINNING WAYS

TOP FRANCHISES / SINCE 2000

TOTAL WINS

1. New England Patriots . . . 255
2. Pittsburgh Steelers . . . 212
3. Indianapolis Colts . . . 203
4. Green Bay Packers . . . 196
5. Philadelphia Eagles . . . 195
- 6. BALTIMORE RAVENS . . . 191**

SUPER BOWL BERTHS

1. New England Patriots . . . 9
2. New York Giants . . . 3
- Pittsburgh Steelers . . . 3
- Seattle Seahawks . . . 3
- 5. BALTIMORE RAVENS . . . 2**
- Car., Den., Ind., Phi. . . . 2

SUPER BOWL TITLES

1. New England Patriots . . . 6
- 2. BALTIMORE RAVENS . . . 2**
- New York Giants . . . 2
- Pittsburgh Steelers . . . 2
- Den., GB, Ind., 1
- NO, Phi., Sea., TB 1

CONF. TITLE GAMES

1. New England Patriots . . 13
- Philadelphia Eagles 6
- Pittsburgh Steelers 6
- 4. BALTIMORE RAVENS 4**
- Green Bay Packers 4
- Indianapolis Colts 4

WINNING SEASONS

1. New England Patriots . . 18
2. Pittsburgh Steelers 15
3. Indianapolis Colts 14
- 4. Baltimore Ravens 13**
- GB, Phi. & Sea. 13

PLAYOFF BERTHS

1. New England Patriots . . 16
2. Indianapolis Colts 14
3. Green Bay Packers 13
4. Phi., Pit. & Sea. 12
- 7. BALTIMORE RAVENS 11**

PLAYOFF GAMES

1. New England Patriots . . 40
2. Indianapolis Colts 26
3. Pittsburgh Steelers 25
- Philadelphia Eagles . . . 25
- 5. BAL., GB, Sea. 24**

PLAYOFF WINS

1. New England Patriots . . 30
- 2. BALTIMORE RAVENS . . . 15**
- Pittsburgh Steelers 15
- Philadelphia Eagles . . . 14
5. Indianapolis, Seattle . . . 13

SUPER BOWL CHAMPIONS



In a magnificent effort showcasing thrilling performances by their defense, offense and special teams units, the Baltimore Ravens won Super Bowl XXXV with a 34-7 victory over the New York Giants. Allowing the Giants a meager 152 total net yards, New York's attack crossed midfield just twice, while Baltimore's "D" posted 4 INTs. LB Ray Lewis was named the game's MVP, capping an accolade-filled season in which he was also tabbed the NFL's Defensive Player of the Year.

Baltimore defeated San Francisco, 34-31, in Super Bowl XLVII, capturing the franchise's second World Championship. After an amazing first-half performance, the Ravens took a commanding 28-6 lead. But following a bizarre, 34-minute power outage that halted play, the 49ers stormed back into contention. Clinging to a 34-29 edge late in the game, the Ravens stood firm on a pivotal goal-line stand, jamming SF on four-straight plays inside the 7-yard line. QB Joe Flacco was named the game's MVP.

PLAYOFF PERFORMERS

PLAYOFF WINNING PERCENTAGE (Since 1970 Merger)

Rk.	Team	Record	Pct.
1.	New England Patriots*****	36-19	.655
2.	Baltimore Ravens**	15-9	.625
	New York Giants****	20-12	.625
4.	San Francisco 49ers*****	30-19	.612
5.	Pittsburgh Steelers*****	36-24	.600

* Number of Super Bowl Titles

JOHN HARBAUGH ERA (SINCE 2008)

PLAYOFF BERTHS

1. New England Patriots . . 10
2. Green Bay Packers 8
- 3. BALTIMORE RAVENS 7**
- Indianapolis Colts 7
- Pittsburgh Steelers 7
- Seattle Seahawks 7

TOTAL WINS

1. New England Patriots . . 150
2. Pittsburgh Steelers . . . 123
3. Green Bay Packers . . . 115
- New Orleans Saints . . . 115
- 5. BALTIMORE RAVENS . . . 114**
6. Indianapolis, Seattle . . 107

PLAYOFF WINS

1. New England Patriots . . 16
- 2. BALTIMORE RAVENS . . . 10**
3. Green Bay Packers 9
- Seattle Seahawks 9
5. Pittsburgh Steelers 8

PLAYOFF GAMES

1. New England Patriots . . 23
- 2. BALTIMORE RAVENS . . . 16**
- Green Bay Packers 16
4. Seattle Seahawks 15
5. Pittsburgh Steelers . . . 14

AFC TITLE GAMES

1. New England Patriots . . 8
- 2. BALTIMORE RAVENS . . . 3**
- Pittsburgh Steelers 3
4. Denver Broncos 2
- Indianapolis Colts 2
- New York Jets 2

PLAYOFF ROAD WINS

- 1. BALTIMORE RAVENS 7**
2. Green Bay Packers 5
3. New York Jets 4
4. Philadelphia Eagles . . . 3
- San Francisco 49ers . . . 3
6. Ind., LAC, NYG, Pit., Sea. . 2

REG. SEASON WINS

1. New England Patriots . . 134
2. Pittsburgh Steelers . . . 115
3. New Orleans Saints . . . 108
4. Green Bay Packers . . . 106
- 5. BALTIMORE RAVENS . . . 104**
6. Atlanta Falcons 102
7. Indianapolis Colts . . . 101

REG. SEASON HOME WINS

1. New England Patriots . . 76
- 2. BALTIMORE RAVENS . . . 65**
3. Green Bay Packers . . . 64
4. Pittsburgh Steelers . . . 63
5. New Orleans Saints . . . 61
6. Minnesota Vikings . . . 59
- Seattle Seahawks 59

SUPER BOWL SUCCESS

The Baltimore Ravens are one of four franchises (New England, NY Giants and Pittsburgh) to win multiple Super Bowls since 2000.



BALTIMORE RAVENS PRESS RELEASE

UNDER ARMOUR PERFORMANCE CENTER | 1 WINNING DRIVE | OWINGS MILLS, MD 21117
PH: 410-701-4000 | BALTIMORERAVENS.COM | TWITTER: @RAVENS

TWO-TIME WORLD CHAMPIONS: SUPER BOWL XXXV (2000) & SUPER BOWL XLVII (2012)

2018 SEASON OVERVIEW

GENERAL

- Winning six of its last seven games – all with **QB Lamar Jackson** as the starter – Baltimore (10-6) captured its first AFC North Division title since 2012 (and fifth ever), earning a playoff berth for the seventh time during head coach **John Harbaugh's** 11-year tenure. The Ravens returned to the postseason for the first time since 2014, but fell at home in the Wild Card round, 23-17, to the Los Angeles Chargers. (LAC then lost at New England in a Divisional playoff.)
- After going 3-1 to start the 2018 campaign, the Ravens dropped four of five games (including three straight) before heading into their Week 10 bye. With **QB Joe Flacco** sidelined with a significant hip injury sustained in Week 9, Jackson took over the starting role and kick-started Baltimore's charge to the postseason. (Jackson was officially named the team's starter in Week 15.)
- Under Harbaugh, the Ravens have now won at least 10 games in six of his 11 seasons, while Baltimore has also posted the NFL's fifth-most total victories (114) since his 2008 Charm City arrival.

DEFENSE

- The Ravens produced the NFL's No. 1 defense, allowing 292.9 yards per game. Baltimore also permitted the league's second-fewest points per game (17.9), just behind Chicago's 17.7.
- Baltimore ranked third in the league in third-down defense (34.1), fourth in rushing yards allowed (82.9 ypg) and fifth in passing yards permitted (210.0 ypg). The Ravens' 80.6 defensive passer rating stood second, only behind the Bears' 72.9 mark.
- Behind 2018 Pro Bowlers **LB C.J. Mosley** (fourth), **S Eric Weddle** (sixth) and **DT Brandon Williams** (first), Baltimore ranked No. 1 in total defense for the second time (2006) in team history. The Ravens have produced a Top 10 defense in eight of **John Harbaugh's** 11 seasons.

OFFENSE

- Boasting the NFL's No. 2 rushing attack (152.6 ypg), the Ravens racked up the second-most rushing yards (2,441) in franchise history. Baltimore also produced a franchise-record 5,999 total yards.
- Over the team's final seven games (with **QB Lamar Jackson** as starter), Baltimore piled up an NFL high 1,607 rushing yards (229.6 ypg), with Seattle (1,190) rushing for the next-highest total.
- In the season's final seven weeks, undrafted rookie **RB Gus Edwards** posted the NFL's third-most rushing yards (654, tied, Chris Carson), while Jackson's 556 ranked seventh. Overall, Edwards produced a team-high 718 rushing yards in just 11 games, after being elevated from the practice squad in Week 6.
- **RG Marshal Yanda** earned his seventh Pro Bowl nod, helping Jackson finish with the NFL's most rushing yards (695) by a QB. Jackson also ran for 5 TDs and threw for 1,201 yards, 6 TDs and 3 INTs.

SPECIAL TEAMS

- The most accurate kicker in NFL history, **K Justin Tucker** (a Pro Bowl first alternate) made 35 of 39 FGAs. (His misses were from 53 and 65 yards, and he had 2 kicks blocked.) Tucker scored a franchise-record 141 points for the third-straight season, becoming the NFL's only kicker to surpass the 140 mark in each of the past three years.
- Baltimore ranked fifth in the NFL in punt return average (11.5), with **CB/RS Cyrus Jones** posting the league's fourth-best mark (13.2).

2018 RESULTS / 10-6 RECORD

Date	Opponent	Result	Score	Diff.
Sun. Sept. 9	Buffalo Bills	W	47-3	+44
Thurs. Sept. 13	at Cincinnati Bengals	L	23-34	-11
Sun. Sept. 23	Denver Broncos	W	27-14	+13
Sun. Sept. 30	at Pittsburgh Steelers	W	26-14	+12
Sun. Oct. 7	at Cleveland Browns	L	9-12 (OT)	-3
Sun. Oct. 14	at Tennessee Titans	W	21-0	+21
Sun. Oct. 21	New Orleans Saints	L	23-24	-1
Sun. Oct. 28	at Carolina Panthers	L	21-36	-15
Sun. Nov. 4	Pittsburgh Steelers	L	16-23	-7
Sun. Nov. 18	Cincinnati Bengals	W	24-21	+3
Sun. Nov. 25	Oakland Raiders	W	34-17	+17
Sun. Dec. 2	at Atlanta Falcons	W	26-16	+10
Sun. Dec. 9	at Kansas City Chiefs	L	24-27 (OT)	-3
Sun. Dec. 16	Tampa Bay Buccaneers	W	20-12	+8
Sat. Dec. 22	at Los Angeles Chargers	W	22-10	+12
Sun. Dec. 30	Cleveland Browns	W	26-24	+2
Sun. Jan. 6	Los Angeles Chargers (WC)	L	17-23	-6

2019 FREE AGENTS

Unrestricted (10): RB Javorius Allen, TE Nick Boyle, WR John Brown, QB Robert Griffin III, RB Ty Montgomery, LB C.J. Mosley, OLB Za'Darius Smith, OLB Terrell Suggs, DE Brent Urban, TE Maxx Williams

Restricted (4): RB Alex Collins, CB Stanley Jean-Baptiste, LB Patrick Onwuasor, DT Michael Pierce

Exclusive Rights (5): WR Quincy Adebeyejo, RB Gus Edwards, OL Jermaine Eluemunor, C Matt Skura, RB De'Lance Turner

2019 OPPONENTS

Home Games

Bengals, Browns, Steelers, Cardinals, Texans, Patriots, Jets, 49ers

Away Games

Bengals, Browns, Steelers, Bills, Chiefs, Rams, Dolphins, Seahawks

Note: Baltimore will play five games against 2018 playoff teams: Chiefs, Patriots, Rams, Seahawks & Texans

2019 FIRST-ROUND DRAFT ORDER

Pick	Team	'18 Record	Pick	Team	'18 Record
1.	Arizona	3-13	17.	Cleveland	7-8-1
2.	San Francisco	4-12	18.	Minnesota	8-7-1
3.	NY Jets	4-12	19.	Tennessee	9-7
4.	Oakland	4-12	20.	Pittsburgh	9-6-1
5.	Tampa Bay	5-11	21.	Seattle	10-6
6.	NY Giants	5-11	22.	Baltimore	10-6
7.	Jacksonville	5-11	23.	Houston	11-5
8.	Detroit	6-10	24.	Oakland (From Chi.)	4-12
9.	Buffalo	6-10	25.	Philadelphia	9-7
10.	Denver	6-10	26.	Indianapolis	10-6
11.	Cincinnati	6-10	27.	Oakland (from Dal.)	4-12
12.	Green Bay	6-9-1	28.	LA Chargers	12-4
13.	Miami	7-9	29.	Kansas City	12-4
14.	Atlanta	7-9	30.	Green Bay (from NO)	6-9-1
15.	Washington	7-9	31.	LA Rams	13-3
16.	Carolina	7-9	32.	New England	11-5



2018 RAVENS HIGHLIGHTS

THE RAVENS' NO. 1 DEFENSE

The Ravens produced the NFL's No. 1 overall defense (yards allowed per game) and permitted the league's second-fewest points per game. It marked the second time (2006) in team history that Baltimore posted the league's No. 1 unit.

2018 TOTAL DEFENSE

Rk. Team	YPG
1. Baltimore	292.9
2. Buffalo	294.1
3. Chicago	299.7
4. Minnesota	309.7
5. Jacksonville	311.4

2018 SCORING DEFENSE

Rk. Team	PPG
1. Chicago	17.7
2. Baltimore	17.9
3. Tennessee	18.9
4. Houston	19.8
Jacksonville	19.8

DEFENSIVE NUMBERS TO RAVE ABOUT

I – NFL team (Baltimore) to rank in the NFL's Top 5 in rush (82.9 – fourth) and pass (210.0 – fifth) defense.

4.81 – Yards per play the Ravens' defense allowed, ranking as the NFL's second-best mark. (Chicago was first at 4.78.)

50 – Plays of 20+ yards Baltimore allowed, ranking as the NFL's fourth fewest (tied with Minnesota).

58 – Points the Ravens allowed in the fourth quarter, the NFL's fewest. (Tennessee was second at 62.)

III – Points allowed by Baltimore in the second half, ranking as the NFL's fewest. (Tennessee was second at 125.)

THIRD-DOWN SUCCESS

The Ravens produced the NFL's No. 3 third-down defense and the league's sixth-best third-down offense. No offense in the NFL was better on third-and-short (4 yards or less) than the Ravens, who converted 77.8% of their attempts (49 of 63).

2018 THIRD-DOWN DEFENSE

Rk. Team	PCT.
1. Minnesota	30.5
2. NY Jets	33.8
3. Baltimore	34.1
4. Chicago	34.2
5. Seattle	35.0
6. Philadelphia	35.3

2018 THIRD-DOWN OFFENSE

Rk. Team	PCT.
1. Indianapolis	48.6
2. Kansas City	47.2
3. Tampa Bay	46.0
4. Atlanta	45.3
5. LA Rams	45.03
6. Baltimore	45.02

RAVENS PASS RUSH

The Ravens' 43 sacks tied (Det., Hou. and Sea.) for the NFL's 11th most. Baltimore had four players produce at least 5 sacks, including three with at least 7 apiece.

RAVENS 2018 SACKS LEADERS

1. Za'Darius Smith	8.5
2. Matthew Judon	7
Terrell Suggs	7
4. Patrick Onwuasor	5.5

QB Hits Quick Hit:

• **OLB Za'Darius Smith's** 25 QB hits ranked 10th in the NFL, tying Houston's J.J. Watt. Smith racked up a career-high 8.5 sacks. Overall, Baltimore tallied the league's sixth-most QB hits (104).

Baltimore was one of two teams (Pittsburgh) to rank in the NFL's Top 10 in both total defense (first) and total offense (ninth). Prior to 2018, this feat had never been accomplished by a Ravens team.

RAVENS SET OFFENSIVE MARK

Boasting the NFL's No. 2 ground attack (152.6 ypg), the Ravens racked up the most total net yards (5,999) and second-most rushing yards (2,441) in single-season franchise history.

NFL RUSHING YARDS / 2018 SEASON

Rk. Team	Att.	Yards	Avg.	TD	YPG
1. Seattle Seahawks	534	2,560	4.79	15	160.0
2. Baltimore Ravens	547	2,441	4.46	19	152.6
3. Los Angeles Rams	459	2,231	4.86	23	139.4
4. Carolina Panthers	416	2,136	5.13	17	133.5
5. New England Patriots	478	2,037	4.26	18	127.3

RAVENS SINGLE-SEASON OFFENSIVE RECORDS

MOST RUSHING YARDS		MOST TOTAL NET YARDS	
Rk. Year	Yards	Rk. Year	Yards
1. 2003	2,674	1. 2018	5,999
2. 2018	2,441	2. 2014	5,838
3. 2008	2,376	3. 2015	5,749

ROOKIES PROPEL THE RUN GAME

From Weeks 11-17, Baltimore racked up an NFL-best 1,607 rushing yards. Much of this can be attributed to rookie free agent **RB Gus Edwards** and rookie first-round pick **QB Lamar Jackson**, who each ranked in the NFL's Top 7 rushing leaders during this span.

MOST RUSHING YARDS / WEEKS 11-17 / FINAL SEVEN GAMES

Rk. Player	Att.	Yards	Avg.	LG	TDs
1. Saquon Barkley (NYG)	130	721	5.55	78t	6
2. Derrick Henry (Ten.)	114	701	6.15	99t	8
3. Gus Edwards (Bal.)	122	654	5.36	43	2
Chris Carson (Sea.)	136	654	4.81	61	7
5. Ezekiel Elliott (Dal.)	136	603	4.43	24	2
6. Joe Mixon (Cin.)	121	598	4.94	51	4
7. Lamar Jackson (Bal.)	119	556	4.67	39	4

LAMAR'S GROUND ATTACK

Rookie **QB Lamar Jackson** rushed for 695 yards in 2018, the most among all NFL quarterbacks. In his last seven games alone (all starts with a 6-1 record), Jackson posted 556 rushing yards, which ranked as the NFL's seventh-most overall since Week 11.

MOST RUSHING YARDS / QUARTERBACKS / 2018 SEASON

Rk. Quarterback	Att.	Yards	Avg.	LG	TDs
1. Lamar Jackson (Bal.)	147	695	4.73	39	5
2. Josh Allen (Buf.)	89	631	7.09	45	8
3. Deshaun Watson (Hou.)	99	551	5.57	34	5

Rushing Quick Hit:

• **QB Lamar Jackson's** 695 rushing yards rank 11th most by a QB in NFL single-season history and stand third by a *rookie* QB, only behind Robert Griffin III (815 in 2012) and Cam Newton (706 in 2011).

NO. 1 IN TIME OF POSSESSION

• The Ravens ranked No. 1 in time of possession, holding the ball for an average of 32:17 per game. (Philly - 32:03, Chicago - 31:48 and New Orleans - 31:41 were the next best.)

• With **QB Lamar Jackson** as its starter (final 7 games, 6-1 record), Baltimore's average TOP was an NFL-high 35:47.

• The Ravens were 8-0 when posting at least 34 minutes of possession in a game.



RAVENS / OPPONENT INFORMATION

2018 FINAL RANKINGS

DEFENSE

Category	Stats	Rank
Total Defense	292.9	1
Rush Defense	82.9	4
Pass Defense	210.0	5
Points Per Game	17.9	2
3rd-Down Def. %	34.1	3
4th-Down Def. %	50.0	10t
Red Zone Def. (TD%)	63.4	24

OFFENSE

Category	Stats	Rank
Total Offense	374.9	9
Rush Offense	152.6	2
Pass Offense	222.4	22
Points Per Game	24.3	13
3rd-Down Off. %	45.0	6
4th-Down Off. %	59.1	14
Red Zone Off. (TD%)	55.9	20

TEAM

Category	Stats	Rank
Turnover Ratio	-3	22
Penalties	116	26t
Penalty Yards	940	16

2018 TALE OF THE TAPE

Category	Stat	Category	Stat
Record	10-6	Time of Poss. Avg.	32:17
Best Streak	Won 3 twice	KOR Avg. For.	22.1
Points Scored	389	KOR Avg. Against	23.3
TDs Scored	41	PR Avg. For	11.5
Rushing TDs Scored	19	PR Avg. Against	10.2
Passing TDs Scored	18	Sacks	43
TDs on Returns	4	Sacks Allowed	32
Points Against	287	Interceptions	12
TDs Allowed	33	Interceptions Thrown	9
Rushing TDs Allowed	11	Fumbles Lost/Rec.	11/5
Passing TDs Allowed	21	Penalties	116
TDs on Returns Allowed	1	Penalty Yards	940

2018 TEAM LEADERS

PASSING YARDS (TDs/INTs)

Joe Flacco 2,465 (12/6)
Lamar Jackson . . . 1,201 (6/3)

RUSHING YARDS (YPC)

Gus Edwards 718 (5.2)
Lamar Jackson 695 (4.7)

RECEIVING YARDS (CATCHES)

John Brown 715 (42)
Willie Snead IV. . . . 651 (62)
Michael Crabtree . . . 607 (54)

POINTS

Justin Tucker 141
Alex Collins (IR) 48

INTERCEPTIONS (YARDS)

Brandon Carr 2 (26)
Marlon Humphrey 2 (0)
Jimmy Smith 2 (4)

SACKS (YARDS)

Za'Darius Smith 8.5 (-61)
Matthew Judon 7 (-41)
Terrell Suggs 7 (-51)

TOTAL TACKLES (SOLO)

C.J. Mosley 105 (70)
Tony Jefferson 74 (53)
Eric Weddle 68 (54)

GROSS PUNTING (NET)

Sam Koch 47.4 (39.8)

FIELD GOALS (PCT.)

Justin Tucker . . . 35/39 (89.7)

PUNT RETURN YARDS (AVG.)

Cyrus Jones 259 (14.4)

KICKOFF RETURN YARDS (AVG.)

Chris Moore 491 (22.3)

2018 AFC NORTH FINAL STANDINGS

Team	W	L	T	Home	Road	Div.	Con.	PF	PA
Baltimore	10	6	0	6-2	4-4	3-3	8-4	389	287
Pittsburgh	9	6	1	5-3	4-3-1	4-1-1	6-5-1	428	360
Cleveland	7	8	1	5-2-1	2-6	3-2-1	5-6-1	359	392
Cincinnati	6	10	0	4-4	2-6	1-5	4-8	368	455

2019 COACHING CHANGES

- The Ravens named **Greg Roman** offensive coordinator and announced that former offensive coordinator Marty Mornhinweg would not return. "We tried to keep Marty, but he has decided to move on, and I respect that," **John Harbaugh** said.
- Roman, 46, is a 21-year NFL coaching veteran who spent 2018 as the team's assistant head coach/TEs coach. He re-joined the Ravens in 2017 as a senior offensive assistant/TEs coach after his first stint with the team as an assistant O-line coach from 2006-07.
- The Ravens hired **David Culley** as the team's assistant head coach/receivers/passing coordinator. Entering his 26th NFL season, Culley spent 2017-18 as Buffalo's QBs coach.
- Bobby Engram**, who served as WRs coach from 2014-18, will coach Baltimore's TEs in 2019. **Matt Weiss** was elevated to the position of RBs coach after recently serving as football strategy coordinator and helping coach the WRs in 2018. Weiss replaces Thomas Hammock, who was hired as Northern Illinois' head coach.

2018 HONOR ROLL

CB Brandon Carr

- Ravens Walter Payton Man of the Year
- Team "Media Good Guy" (by Baltimore media)

CB MARLON HUMPHREY

- Team MVP (by Baltimore media)

QB LAMAR JACKSON

- NFL Rookie of the Month (December)

CB/RS CYRUS JONES

- AFC Special Teams Player of the Week (Week 12 vs. Raiders)

LB C.J. MOSLEY

- Pro Bowl (fourth selection)
- AP Second-Team All-Pro
- PFWA All-AFC



ILB PATRICK ONWUASOR

- AFC Defensive Player of the Week (Week 16 at Chargers)

OLB ZA'DARIUS SMITH

- AFC Defensive Player of the Week (Week 6 at Titans)

K JUSTIN TUCKER

- AP First-Team All-Pro
- PFWA All-NFL
- PFWA All-AFC
- Pro Bowl first alternate
- AFC Special Teams POM (September & November)
- AFC Special Teams POW (Week 3 vs. Broncos & Week 17 vs. Browns)

S ERIC WEDDLE

- Pro Bowl (sixth selection)



DT BRANDON WILLIAMS

- Pro Bowl (first selection)



RG MARSHAL YANDA

- Pro Bowl (seventh selection)
- AP Second-Team All-Pro
- PFWA All-AFC





RAVENS POSTSEASON NOTES

ALL-TIME POSTSEASON RESULTS

The Ravens are 15-9 in playoff history: 3-3 at home, 10-6 on the road and 2-0 at a neutral site (Super Bowl XXXV in Tampa and Super Bowl XLVII in New Orleans).

Date	Game/Opponent	Winner/Result
12/31/00	Wild Card vs. Denver	Ravens, 21-3
01/07/01	Divisional at Tennessee	Ravens, 24-10
01/14/01	AFC Championship at Oakland	Ravens, 16-3
01/28/01	Super Bowl XXXV vs. NY Giants	Ravens, 34-7
01/13/02	Wild Card at Miami	Ravens, 20-3
01/20/02	Divisional at Pittsburgh	Steelers, 27-10
01/03/04	Wild Card vs. Tennessee	Titans, 20-17
01/13/07	Divisional vs. Indianapolis	Colts, 15-6
01/04/09	Wild Card at Miami	Ravens, 27-9
01/10/09	Divisional at Tennessee	Ravens, 13-10
01/18/09	AFC Championship at Pittsburgh	Steelers, 23-14
01/10/10	Wild Card at New England	Ravens, 33-14
01/16/10	Divisional at Indianapolis	Colts, 20-3
01/09/11	Wild Card at Kansas City	Ravens, 30-7
01/15/11	Divisional at Pittsburgh	Steelers, 31-24
01/15/12	Divisional vs. Houston	Ravens, 20-13
01/22/12	AFC Championship at New England	Patriots, 23-20
01/06/13	Wild Card vs. Indianapolis	Ravens, 24-9
01/12/13	Divisional at Denver	Ravens, 38-35 (2OT)
01/20/13	AFC Championship at New England	Ravens, 28-13
02/03/13	Super Bowl XLVII at San Francisco	Ravens, 34-31
01/03/15	Wild Card at Pittsburgh	Ravens, 30-17
01/10/15	Divisional at New England	Patriots, 35-31
01/06/19	Wild Card vs. LA Chargers	Chargers, 23-17

POSTSEASON TRENDS

Category	All Time	2018
vs. AFC	13-9	0-1
vs. NFC (Super Bowl XXXV and XLVII)	2-0	0-0
Home	3-3	0-1
Away	10-6	0-0
Leading at Halftime	11-3	0-0
Trailing at Halftime	1-6	0-1
Tied at Halftime	3-0	0-0
Leading After 3 Quarters	12-1	0-0
Tied After 3 Quarters	3-2	0-0
Trailing After 3 Quarters	0-6	0-1
Decided by 7 Points or Less	4-4	0-1
Decided by 3 Points or Less	3-2	0-0
When Scoring First	7-1	0-0
When Not Scoring First	8-8	0-1
Positive or Even Turnover Ratio	15-2	0-0
Negative Turnover Ratio	0-7	0-1
Winning or Even Penalty Ratio	11-3	0-0
Losing Penalty Ratio	4-6	0-1
With a 100-Yard Rusher	6-1	0-0
With a 100-Yard Receiver	4-1	0-0
Without a 100-Yard Rusher	9-8	0-1
Without a 100-Yard Receiver	11-8	0-1
When Allowing a 100-Yard Rusher	2-0	0-0
When Not Allowing a 100-Yard Rusher	13-9	0-1
When Allowing a 100-Yard Receiver	5-1	0-0
When Not Allowing a 100-Yard Receiver	10-8	0-1
With a 300-Yard Passer	1-1	0-0
Without a 300-Yard Passer	14-8	0-1
Allowing a 300-Yard Passer	3-1	0-0
Not Allowing a 300-Yard Passer	12-8	0-1

AN ELITE CLUB

The Ravens have won two Super Bowls during their history, doing so in 2000 and 2012. Baltimore is one of four franchises to win multiple World Championships since 2000.



MOST SUPER BOWL CHAMPIONSHIPS (Since 2000 Season)

Titles	Team	Seasons
6	New England Patriots	'01, '03-04, '14, '16, '18
2	Baltimore Ravens	2000, '12
2	New York Giants	2007, '11
2	Pittsburgh Steelers	2005, '08

CONSISTENT CONTENDERS

The Ravens have earned 11 playoff berths in their history (2018, 2014, 2012, 2011, 2010, 2009, 2008, 2006, 2003, 2001 & 2000). Baltimore's 11 berths from 2000-18 rank fourth in the AFC and are seventh overall in the NFL.

MOST NFL PLAYOFF BERTHS / PAST 19 SEASONS / SINCE 2000

AFC	NFC
16 - New England	13 - Green Bay
14 - Indianapolis	12 - Philadelphia
12 - Pittsburgh	12 - Seattle
11 - Baltimore	8 - Atl./NO/NYG

PLAYOFFS SINCE 2008

Baltimore is one of six teams to earn a playoff berth in seven of the past 11 seasons. In six of those seven postseason campaigns, the Ravens won at least one playoff game.

MOST PLAYOFF BERTHS / 2008-18 / PAST 11 SEASONS

Berths	Team	Seasons
10	New England Patriots	2009-18
8	Green Bay Packers	2009-16
7	Baltimore Ravens	2008-12, 2014, 2018
7	Indianapolis Colts	2008-10, 2012-14, 2018
7	Pittsburgh Steelers	2008, 2010-11, 2014-17
7	Seattle Seahawks	2010, 2012-16, 2018

ROAD WARRIORS

The Ravens are 10-6 on the road in all-time postseason play, posting the best road winning % (.625) since the 1970 merger. (Baltimore is 7-5 on the road during the John Harbaugh Era.)

NFL POSTSEASON WINNING PCT. / ROAD GAMES / SINCE 1970

Rk.	Team	Record	Pct.
1.	Baltimore Ravens	10-6	.625
2.	New York Giants	8-7	.533
3.	Carolina Panthers	4-4	.500
4.	Los Angeles Chargers	6-7	.462
5.	Pittsburgh Steelers	9-12	.429

PLAYOFF PERFORMERS

PLAYOFF WINNING PERCENTAGE / SINCE 1970 MERGER

Rk.	Team	Record	Pct.
1.	New England Patriots*****	36-19	.655
2.	Baltimore Ravens**	15-9	.625
	New York Giants****	20-12	.625
4.	San Francisco 49ers*****	30-19	.612
5.	Pittsburgh Steelers*****	36-24	.600

* Number of Super Bowl Titles



RAVENS POSTSEASON NOTES

RAVENS IN THE WILD CARD

The Ravens are 7-2 all time in Wild Card playoff games, ranking as the NFL's best record since the 1970 merger (min. 3 games). Baltimore has won five of its past six games in the WC round.

BEST RECORDS IN WILD CARD ROUND / SINCE 1970

Rk.	Team	Record	Pct.
1.	Baltimore Ravens	7-2	.875
2.	Arizona Cardinals	3-1	.750
	Carolina Panthers	3-1	.750
	Tennessee Titans	3-1	.750
5.	LA Chargers	5-2	.714



OF PAST 6 WILD CARD GAMES WON BY RAVENS



RAVENS' ALL-TIME WILD CARD RECORD



RAVENS' POINTS DIFF. IN NINE WC GAMES

POSTSEASON SCORING DEFENSE

The Ravens have allowed 16.7 points per game in postseason play, the best playoff mark since the 1970 merger. Limiting the Colts to 9 points in the 2012 Wild Card win, it marked the ninth playoff game Baltimore has allowed 10-or-fewer points since 2000.

NFL POSTSEASON SCORING DEFENSE / SINCE 1970

Rk.	Team	G	Pts	Pts/Gm
1.	Baltimore Ravens	24	401	16.7
2.	Washington Redskins	35	589	16.8
3.	New York Giants	32	582	18.2

STRONG PLAYOFFS "D"

In 24 all-time playoff games, the Ravens have allowed 205.2 passing yards and 91.4 rushing yards per contest. Baltimore's 296.5 net yards allowed since 2000 rank as the NFL's second-best mark.

YARDS ALLOWED PER PLAYOFF / SINCE 2000 / MIN. 5 GAMES

Rk.	Team	Total	Rushing	Passing
1.	Tampa Bay Bucs	259.6	90.0	169.6
2.	Baltimore Ravens	296.5	91.4	205.2
3.	New York Giants	299.2	98.9	200.3
4.	Tennessee Titans	301.0	71.4	229.6
5.	Carolina Panthers	303.7	93.0	210.7

PLAYOFFS PICKS

In 24 all-time playoff games, the Ravens' "D" has forced 43 INTs, including 31 thefts in their last 18 postseason contests. Baltimore's 43 INTs rank second most in NFL postseason play since 2000, while the 682 INT return yards stand first.

NFL POSTSEASON INTs LEADERS / SINCE 2000

Rk.	Team	INTs	Yards	TDs	Games
1.	New England Patriots	45	665	5	40
2.	Baltimore Ravens	43	682	5	24
3.	Carolina Panthers	24	157	2	15
	Seattle Seahawks	24	502	4	24

INTs Quick Hits:

• Under **John Harbaugh** (since '08), the Ravens own an NFL-high 26 INTs during postseason play. (Green Bay is next best with 20 picks.)

RAVENS W/ MULTIPLE PLAYOFF GAMES

Player	GP	GS	Furthest Game Played In
Terrell Suggs	18	18	Super Bowl (2012 Bal.)
Sam Koch	17	0	Super Bowl (2012 Bal.)
Joe Flacco	15	15	Super Bowl (2012 Bal.)
Marshal Yanda	13	13	Super Bowl (2012 Bal.)
Michael Crabtree	10	9	Super Bowl (2012 SF)
Eric Weddle	9	6	AFC Championship (2007 SD)
Morgan Cox	7	0	Super Bowl (2012 Bal.)
Jimmy Smith	7	2	Super Bowl (2012 Bal.)
Justin Tucker	7	0	Super Bowl (2012 Bal.)
Brandon Carr	5	5	NFC Divisional (2014, 2016 Dal.)
John Brown	4	3	NFC Championship (2015 Ari.)
Tony Jefferson	4	4	NFC Championship (2015 Ari.)
Ty Montgomery	4	3	NFC Championship (2016 GB)
James Hurst	3	3	AFC Divisional (2014 Bal.)
Anthony Levine Sr.*	3	0	AFC Divisional (2014 Bal.)
C.J. Mosley	3	3	AFC Divisional (2014 Bal.)
Willie Snead IV	3	1	NFC Divisional (2017 NO)

* was on IR when Baltimore won Super Bowl XLVII

RAVENS WIN TURNOVER BATTLE

In their playoff history, the Ravens have dominated the turnover battle, posting a +24 mark in 24 games. Under **John Harbaugh**, the Ravens have forced an NFL-best 43 turnovers in 16 playoff games (since 2008). Baltimore's +16 turnover differential under "Harbs" ranks as the NFL's No. 1 mark since 2008. (GB is second at +8.)

RAVENS PLAYOFF TURNOVER TABLE

(All-Time Postseason Play)

Date	Game	+/-	Result
12/31/00	Wild Card vs. Denver	+1	W
01/07/01	Divisional at Tennessee	+1	W
01/14/01	AFC Championship at Oakland	+3	W
01/28/01	Super Bowl XXXV vs. NY Giants	+5	W
01/13/02	Wild Card at Miami	+2	W
01/20/02	Divisional at Pittsburgh	-3	L
01/03/04	Wild Card vs. Tennessee	+1	L
01/13/07	Divisional vs. Indianapolis	-2	L
01/04/09	Wild Card at Miami	+4	W
01/10/09	Divisional at Tennessee	+3	W
01/18/09	AFC Championship at Pittsburgh	-3	L
01/10/10	Wild Card at New England	+2	W
01/16/10	Divisional at Indianapolis	-3	L
01/09/11	Wild Card at Kansas City	+3	W
01/15/11	Divisional at Pittsburgh	-1	L
01/15/12	Divisional vs. Houston	+4	W
01/22/12	AFC Championship at New England	+2	L
01/06/13	Wild Card vs. Indianapolis	E	W
01/12/13	Divisional at Denver	+2	W
01/20/13	AFC Championship at New England	+3	W
02/03/13	Super Bowl XLVII vs. San Francisco	+1	W
01/03/15	Wild Card at Pittsburgh	+2	W
01/10/15	Divisional at New England	-1	L
01/06/19	Wild Card vs. LA Chargers	-2	L
Totals		+24	15-9



RAVENS POSTSEASON TURNOVER DIFF. SINCE 2000 No. 1 in NFL



RAVENS POSTSEASON TAKEAWAYS SINCE 2008 No. 1 in NFL



RAVENS POSTSEASON TURNOVER DIFF. SINCE 2008 No. 1 in NFL



HEAD COACH JOHN HARBAUGH

ALL-TIME RAVENS COACHING RECORDS

John Harbaugh is the third head coach in Baltimore Ravens history. He is the franchise's all-time winningest coach (114 total victories), with Brian Billick (85) ranking second.

SEASONS
RAVENS: 11
NFL: 21

Coach	Seasons	Reg. Season	Playoffs	Total
John Harbaugh	2008-18	104-72	10-6	114-78
Brian Billick	1999-2007	80-64	5-3	85-67
Ted Marchibroda	1996-98	16-31-1	n/a	16-31-1



HARBAUGH HEAD COACHING RECORDS (2008-18)

- Overall Career Record . . . 114-78
- Regular Season Record . . 104-72
- at Home 65-23
- on Road 39-49
- vs. AFC 79-53
- vs. AFC North 40-26
- vs. NFC 25-19
- Playoffs Record 10-6
- Home Playoff Games 2-1
- Road Playoff Games 7-5
- Super Bowl Record 1-0
- Preseason 33-12

RAVENS WINS UNDER HARBAUGH

Including playoffs (10-6), the Ravens are 114-78 since John Harbaugh's 2008 arrival, posting the NFL's fifth-most total wins.

TOTAL NFL WINS / INCLUDING PLAYOFFS / SINCE 2008

Rk.	Team	Total Wins
1.	New England Patriots	150
2.	Pittsburgh Steelers	123
3.	Green Bay Packers	115
	New Orleans Saints	115
5.	Baltimore Ravens	114

HARBAUGH SEASON-BY-SEASON

Year	Record	Playoffs (Result)
2018	10-6	0-1 (Advanced to Wild Card Round)
2017	9-7	No Playoff Berth
2016	8-8	No Playoff Berth
2015	5-11	No Playoff Berth
2014	10-6	1-1 (Advanced to Divisional Round)
2013	8-8	No Playoff Berth
2012	10-6	4-0 (Won Super Bowl XLVII)
2011	12-4	1-1 (Advanced to AFC Championship)
2010	12-4	1-1 (Advanced to Divisional Round)
2009	9-7	1-1 (Advanced to Divisional Round)
2008	11-5	2-1 (Advanced to AFC Championship)

HARBS IS HISTORICALLY GOOD

MOST PLAYOFF WINS BY A COACH / FIRST 11 SEASONS / ALL TIME

Coach (Team)	Playoff Wins	Seasons
Joe Gibbs (Was.)	15	1981-91
Chuck Noll (Pit.)	14	1969-79
Bill Belichick (Cle. & NE)	11	1991-95, 2000-05
John Harbaugh (Bal.)	10	2008-18
Pete Carroll (NE, Sea.)	10	1997-98, 2010-16
Mike McCarthy (GB)	10	2006-16
Andy Reid (Phi.)	10	1999-2009
George Seifert (SF, Car.)	10	1989-96, '99-'01
Bill Walsh (SF)	10	1979-88

THE HARBAUGH FILE

John Harbaugh has led the Ravens to a playoff berth in seven (2008-12, 2014 & 2018) of his 11 seasons, and in 2012, captured the franchise's second Super Bowl title. Under "Harbs," the Ravens have secured an appearance in three AFC Championships (2008, 2011 & 2012).

Here are several Harbaugh quick hits:

- The Ravens are one of only six teams (NE – 10; GB – 8; Bal., Ind., Pit. & Sea. – 7) to earn at least seven postseason berths in the last 11 years. (Baltimore has won at least one game in six of those seven playoff campaigns.)
- The Ravens' 10 playoff wins since 2008 rank second only to New England's 16.
- "Harbs" is the only head coach in NFL history to win a playoff game in each of his first four and five seasons.
- John and his brother, Jim (formerly of the 49ers), are the only head coaches to advance to three conference title games in the first five years as NFL bosses.
- Harbaugh is the only coach in NFL history to win a playoff game in six of the first seven seasons of a coaching career.
- In 2012, Harbaugh became the third coach (with Bill Cowher & Chuck Knox) since the 1970 merger to guide his team to the playoffs in each of his first five seasons.
- Harbaugh owns the fourth-most playoff wins (10, tied) by a coach in his first 11 seasons all time. (See chart at left.)
- With the Ravens' 2014 playoff berth, Harbaugh became one of eight coaches in NFL history to make the postseason in six of their first seven seasons coaching.
- For coaches to make the playoffs in at least seven of their first 11 years, "Harbs" is one of four active coaches to do so (Pete Carroll - 8, Andy Reid - 8 & Mike Tomlin - 8).
- Harbaugh, Tom Landry (Dal.) and Tom Coughlin (Jax./NYG) own the most road playoff wins (7) by a HC in NFL history.



HEAD COACH JOHN HARBAUGH

ACTIVE HEAD COACH WINNING PERCENTAGE

Head coach **John Harbaugh** owns the fifth-best winning percentage (.594) among active coaches (min. 75 games), compiling a strong 114-78 record (including playoffs).

ACTIVE HEAD COACHES / CAREER WINNING PERCENTAGE (Totals Include Regular Season and Playoff Games / Min. 75 Games)

Rk.	Coach	Team	Seasons	Record	Pct.
1.	Bill Belichick	Cle./NE	1991-95, 2000-18	292-134	.685
2.	Mike Tomlin	Steelers	2007-18	133-73-1	.645
3.	Sean Payton	Saints	2006-18	126-80	.612
4.	Andy Reid	Phi./KC	1999-2018	207-138-1	.600
5.	John Harbaugh	Ravens	2008-18	114-78	.594
6.	Pete Carroll	NYJ/NE/Sea.	'94, '97-99, '10-18	132-93-1	.586
7.	Mike Zimmer	Vikings	2014-18	48-34-1	.584

REGULAR SEASON TRENDS UNDER HARBS

On grass	47-34
Artificial turf	57-38
September	25-12
October	17-25
November	32-13
December	27-20
January	3-2
Leading at halftime	84-18
Leading after 3 quarters	92-16
When scoring first	76-24
Positive or even turnover ratio	81-30
Scoring 20 or more points	87-32
Scoring 30 or more points	37-5
Totaling 350 or more net yards	58-26
Rushing for 150 or more yards	34-7
Holding opp. under 250 net yards	38-6
Holding opp. under 21 points	85-15
Holding opp. under 15 points	62-7

POSTSEASON SUCCESS: ACTIVE COACHES

PLAYOFFS WIN PERCENTAGE (Min. 5 Games)

Rk.	Coach	Rec.	Pct.
1.	Bill Belichick	31-11	.738
2.	John Harbaugh	10-6	.625
3.	Dan Quinn	3-2	.600
4.	Sean Payton	8-6	.571
5.	Pete Carroll	10-8	.556

SUPER BOWL TITLES

1. Bill Belichick 6
2. **John Harbaugh** 1
- Pete Carroll 1
- Sean Payton 1
- Doug Pederson 1
- Mike Tomlin 1

HARBAUGH'S PATH TO THE NFL

Team	Position	Years
Baltimore Ravens	Head Coach	2008-18
Philadelphia Eagles	Secondary	2007
Philadelphia Eagles	Special Teams Coord.	1998-2006
Indiana University	DBs/Special Teams Coord.	1997
University of Cincinnati	Assistant Head Coach	1995-96
University of Cincinnati	TEs/OLBs/RBs/Special Teams	1989-94
Morehead State	DBs/ST Coord./S&C Coach	1988
University of Pittsburgh	Tight Ends	1987
Western Michigan	Graduate Assistant	1984-86

RAVENS UNDER HARBAUGH: SINCE 2008

3	7	10	65	114
AFC TITLE GAMES (2nd Most - tied, Pit.)	ROAD PLAYOFF WINS (NFL High)	PLAYOFF WINS (2nd Most, NE - 16)	WINS AT HOME (2nd Most)	TOTAL VICTORIES (5th Most)

"I can't think of a coach I respect any more than John. He's got an amazing presence about him. Look what he's done. He's done great things for this organization."

- Jim Nantz, CBS Announcer, Dec. 2018





JERRY ROSBURG & SPECIAL TEAMS NOTES



ROSBURG LEADS RAVENS SPECIALISTS

SEASONS
RAVENS: 11
NFL: 18

Special teams coordinator/associate head coach **Jerry Rosburg** has guided a stellar special teams group since arriving in Baltimore in 2008. Below are several standout notes about the coach and his successful group of specialists.

SIX PRO BOWLERS

• Six Ravens have earned eight combined Pro Bowl honors while playing for Rosburg: ST **Brendon Ayanbadejo** (2008), **K Billy Cundiff** (2010), **RS Jacoby Jones** (2012), **K Justin Tucker** (2013 & 2016), **LS Morgan Cox** (2015 & 2016) and **P Sam Koch** (2015).

PRIME KICKER & PUNTER

• Two-time Pro Bowl **K Justin Tucker**, who Rosburg scouted and helped sign as a rookie free agent, owns the NFL's most FGs (237) since entering the NFL in 2012. With a 90.1% career success mark, "Tuck" is the most accurate kicker in league history (237-of-263 on FGAs). Earning his first Pro Bowl nod in 2015, **P Sam Koch's** 46.7 gross average ranked No. 9 in the NFL that season, while his 42.9 net average was No. 2. In 2017, Koch led the NFL in both punts inside the 10 (16) and the 20 (a franchise-record 40).

2018: ANOTHER RAVENS RETURN MAN SCORES BIG

• In Week 12's win over Oakland, Baltimore native **CB/RS Cyrus Jones** posted a 70-yard punt return TD in the second quarter, marking the Ravens' first PR-TD since 10/15/17, when Michael Campanaro had a 77-yarder vs. Chicago. Dating back to 2011, six different Ravens have returned punts for touchdowns: Campanaro, Kaelin Clay, Tandon Doss, C. Jones, Jacoby Jones and Lardarius Webb.

RAVENS' BIG RETURNS IN JONES' MAGICAL SEASON

• Led by Pro Bowl **RS Jacoby Jones** in the 2012 Super Bowl season, Baltimore ranked first in the NFL in KOR average (27.3). Jones, who became the first player ever to record dual KORs of at least 105 yards in a career, tied for a league-leading 3 kick return TDs (2 KORs & 1 PR). He also tied an NFL record for longest KOR in a Super Bowl with his 108-yard KOR-TD. (In 2014's game at Pit., he added another 108-yarder to his resume, marking 4 total KOR-TDs over 100 yards in his career.)

BALTIMORE BLOCK PARTY

Since 2014, the Ravens have produced the NFL's third-most blocked kicks (13, tied), including an NFL-high (tied) 4 in 2016.

MOST BLOCKED KICKS (Since 2014)			MOST BLOCKED KICKS (2016 Season)		
Rk.	Team	Blocks	Rk.	Team	Blocks
1.	Miami / Philly	15	1.	Baltimore	4
2.	New England	14		Miami	4
4.	Baltimore / Denver	13	3.	Five Teams	3

RAVENS' 13 BLOCKS: BREAKDOWN (SINCE 2014)

Total Blocks	13	1st Qtr.	3	When Losing	8
FG Blocks	7	2nd Qtr.	1	When Winning	3
PAT Blocks	3	3rd Qtr.	3	When Tied	2
Punt Blocks	3	4th Qtr.	6	Record w/ Block	9-4



J. Tucker FGs Made
NFL's Most Since '12



J. Tucker Points Scored
NFL's 2nd Most Since 2012



J. Tucker Career FG %
Best in NFL History



Ravens KOR-TDs
NFL's 2nd Most Since '11



Ravens PR-TDs
NFL's 2nd Most Since '11
(tied with Chi.)



Ravens Total Return TDs
NFL's 2nd Most Since '11
(tied with KC)

SEVEN STRAIGHT IN THE TOP 6

In the past seven seasons (2012-18), the Ravens' special teams units have consistently been acknowledged as one of the league's best. In the annual special teams report from senior NFL writer Rick Gosselin, Baltimore has ranked in the NFL's Top 6 for seven-straight seasons. (Gosselin's report is recognized by NFL teams as a special teams measuring stick.)

RAVENS SPECIAL TEAMS RANKINGS IN RICK GOSSELIN'S ANNUAL REPORT (Past Seven Seasons)

Season	Ranking
2018	6th
2017	4th
2016	5th
2015	1st
2014	5th
2013	5th
2012	2nd

No other NFL team has been in the Top 6 (or even the Top 10) in each of the past seven seasons.

TOP KOR AVERAGE

Since 2008, when **Jerry Rosburg** became the Ravens' ST coordinator, Baltimore owns the NFL's No. 1 KOR average (25.1).

NFL KICKOFF RETURN AVERAGE (Since 2008 / Rosburg's Baltimore Tenure)

Rk.	Team	KOR	Yards	Avg.	Long	TDs
1.	Baltimore Ravens	476	11,970	25.1	108t	7
2.	Minnesota Vikings	520	12,762	24.5	109t	10
3.	New York Jets	543	13,006	24.0	107t	7
4.	Atlanta Falcons	407	9,712	23.9	102t	1
5.	Seattle Seahawks	490	11,618	23.7	105t	6



GREG ROMAN & OFFENSIVE NOTES

ROMAN ELEVATED TO O.C.

Following the 2018 season, the Ravens named **Greg Roman** as their offensive coordinator. Roman, 46, is a 21-year NFL coaching veteran who spent 2018 as the team's assistant head coach/TEs coach. He re-joined the Ravens in 2017 as a senior offensive assistant/TEs coach after his first stint with the team as an assistant O-line coach from 2006-07.

With help from Roman, in 2018, Baltimore's offense boasted the NFL's second-ranked rushing attack (152.6 ypg) and posted the second-most rushing yards (2,441) in franchise history. The Ravens also produced a franchise-record 5,999 total yards, which ranked ninth in the NFL.

SEASONS
RAVENS: 4
NFL: 21



ROMAN'S NFL COORDINATOR ROLES

Previously, **Greg Roman** has been a successful offensive coordinator with the Buffalo Bills (2015-16) and San Francisco 49ers (2011-14). With each team, Roman worked with QBs who totaled their highest single-season passer ratings under his guidance: Tyrod Taylor (Bills – 99.4 in 2015), Colin Kaepernick (49ers – 98.3 in 2012) and Alex Smith (49ers – 104.1 in 2012).

2011-14: 49ers – Offensive Coordinator

- SF played in the NFC Championship game three years in a row (2011-13), earning a Super Bowl bid in 2012.
- In 2012, guided the SF offense to a No. 11-overall ranking (361.8 ypg), including third in both total ypp (5.97) and rushing ypc (5.06)

2015-16: Buffalo Bills – Offensive Coordinator

- In 2015, Buffalo led the NFL in rushing yards (152.0 ypg), yards per rush (4.78), big-play TDs (24 of 20+ yards) and outside the red zone points (194).
- Bills sent four offensive players to the 2015 Pro Bowl: QB Tyrod Taylor, C Eric Wood, G Richie Incognito and RB LeSean McCoy
- In 2015, Taylor became the third QB in NFL history to post a passer rating over 99 and average over 40 rushing yards per game in a single season.

In five full seasons (2011-14 & 2015) as an OC, Roman's offense produced four Top 5 rushing attacks and never finished lower than eighth:

Bills 2015: 1st - 152.0 **49ers 2013:** 3rd - 137.6 **49ers 2011:** 8th - 127.8
49ers 2014: 4th - 136.0 **49ers 2012:** 4th - 155.7

RAVENS SET OFFENSIVE MARK

Boasting the NFL's No. 2 ground attack (152.6 ypg) in 2018, the Ravens racked up the most total net yards (5,999) and second-most rushing yards (2,441) in single-season franchise history.

RAVENS SINGLE-SEASON OFFENSIVE RECORDS

MOST RUSHING YARDS		MOST TOTAL NET YARDS			
Rk.	Year	Yards	Rk.	Year	Yards
1.	2003	2,674	1.	2018	5,999
2.	2018	2,441	2.	2014	5,838
3.	2008	2,376	3.	2015	5,749

RUN GAME QUICK HITS

- ✓ *From Weeks 11-15 in 2018, the Ravens rushed for at least 190 yards in five-straight games. The last NFL team to achieve this feat was the 1976 Steelers.*
- ✓ *In its last seven games of 2018 (6-1 record), Baltimore rushed for an NFL-high 229.6 YPG. Overall, the Ravens' run game was No. 2 in the NFL (152.6 ypg).*
- ✓ *Under Harbaugh, when rushing for at least 125 yards in a game, the Ravens have produced a 55-12 record. Baltimore is 34-7 when rushing for at least 150 yards and 15-1 when tallying at least 200 under Harbaugh.*

RAVENS STOUT ON THIRD DOWN

In 2018, Baltimore ranked No. 6 in third-down offense, converting 104 of 231 attempts (45.0%). Here's a breakdown of the final third-down offensive rankings:

- Third-and-short (<4 yards)**49 of 63 (77.8%) – No. 1
- Third-and-2/3**21 of 29 (72.4%) – No. 2
- Third-and-1**28 of 34 (82.4%) – No. 3
- Third down overall** 104 of 231 (45.0%) – No. 6

10-PLAY TD DRIVES

Baltimore's offense posted an NFL-high 40 10-play drives in 2018, 19 of which produced TDs.

10-PLAY TOUCHDOWN DRIVES / 2018 SEASON

Rk.	Team	Poss.	10-Play Drives	10-Play TDs
1.	Baltimore	177	40	19*
2.	New England	182	35	15
3.	Kansas City	170	34	18

* NFL high, with KC, NO & Pit. (18) in second



2018 Ravens Rushing Ranking (152.6 YPG)
(Seattle, 160.0, No. 1)



NFL-High 200-Yard Rushing Games by Baltimore in 2018
(Weeks 11-13, Week 15 & Week 17)

RUN IT UP

There were 32 200-yard rushing games in the NFL in 2018, with Baltimore producing a league-high five such performances, including 4 of the Top 14.

MOST RUSHING YARDS / TOP 12 GAMES / 2018 SEASON

Rk.	Team	Week/Opp.	Yards	Result
1.	NY Jets	5 vs. Broncos	323	W
2.	Baltimore	17 vs. Browns	296	W
3.	Houston	12 vs. Titans	281	W
4.	New England	16 vs. Bills	273	W
	Seattle	10 at Rams	273	L
6.	LA Rams	6 at Broncos	270	W
7.	LA Rams	16 at Cardinals	269	W
8.	Baltimore	11 vs. Bengals	267	W
9.	Tennessee	14 vs. Jaguars	264	W
10.	Detroit	7 at Dolphins	248	W
11.	LA Chargers	6 at Browns	246	W
12.	New Orleans	10 at Bengals	244	W
13.	Baltimore	15 vs. Buccaneers	242	W
	Baltimore	12 vs. Raiders	242	W



DON "WINK" MARTINDALE & DEFENSIVE NOTES

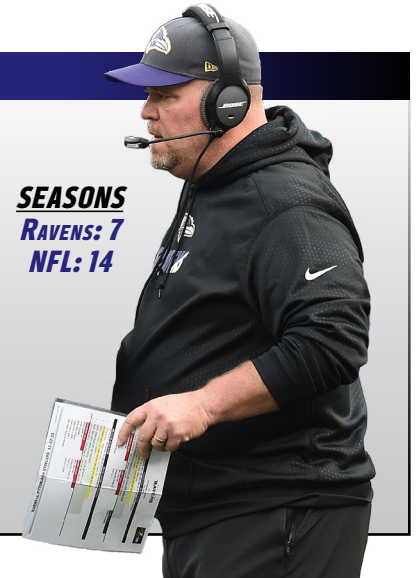
"WINK" LEADS THE DEFENSE

On Jan. 9, 2018, the Ravens promoted **Don "Wink" Martindale** to defensive coordinator. Martindale, 54, just completed his seventh year with the Ravens after serving as LBs coach from 2016-17 and ILBs coach from 2012-15. Under his guidance, **LB C.J. Mosley** has become one of the league's top defenders, earning four Pro Bowls.

The 2018 campaign marked Martindale's 14th season coaching in the NFL, where he has also spent time with Oakland (2004-08) and Denver (2009-10). In 2010, he served as the Broncos' defensive coordinator.

"Don has done a great job," **John Harbaugh** stated in November. "He has certain skills and gifts as a coach that are unique to him and are really strong. It's a team effort, too. We have a great staff. All those guys have done a great job, and our players are involved. We have the right kind of culture. I'm proud of all those guys. We have a bunch of young coaches who are really smart guys. Don does a great job of bringing them all in to it and including them."

SEASONS
Ravens: 7
NFL: 14



2018 DEFENSIVE NUMBERS TO RAVE ABOUT

4.81 — Yards per play allowed by the Ravens' defense, ranking as the NFL's second fewest. (Chicago was first at 4.78.)

34.1 — Third-down percentage, ranking No. 3.

43 — Sacks by Baltimore, tying (Det., Hou. & Sea.) for 11th.

86 — Tackles for loss by Baltimore, tying (Chi. & Phi.) for fifth.

89 — Passes defended by Baltimore, ranking third.

80.6 — Defensive passer rating by Baltimore, ranking No. 2.

104 — Quarterback hits by the Ravens, ranking sixth.

SHUT 'EM DOWN

Dating back to 2017, 19 shutouts have been pitched by defenses throughout the NFL. Of those, a league-high 4, including 2018's Week 6, 21-0 win at Tennessee, have come courtesy of the Ravens.

MOST SHUTOUTS

(Since 1996 / Ravens' Inception)

Rk.	Team	Shutouts
1.	Baltimore Ravens	14
2.	San Francisco 49ers	11
	Seattle Seahawks	11

MOST SHUTOUTS

(Since 2017)

Rk.	Team	Shutouts
1.	Baltimore Ravens	4
2.	Jacksonville Jaguars	2
	Los Angeles Rams	2

ALL-TIME RAVENS 'D' COORDINATORS

Don Martindale joins a long line of great Ravens defensive coordinators, four of whom have gone on to become NFL head coaches: **Marvin Lewis** (1996-2001), **Mike Nolan** (2002-04), **Rex Ryan** (2005-08) and **Chuck Pagano** (2011).

RAVENS ALL-TIME DEFENSIVE COORDINATORS

Don Martindale (2018)	Rex Ryan (2005-08)
Dean Pees (2012-17)*	Mike Nolan (2002-04)
Chuck Pagano (2011)	Marvin Lewis (1996-2001)*
Greg Mattison (2009-10)	* Super Bowl-winning DC

RAVENS' NO. 1 DEFENSE

In 2018, the Ravens produced the NFL's No. 1 defense (yards allowed per game) and permitted the league's second-fewest points per game. It marked the second time (2006) in team history that Baltimore posted the league's No. 1 unit.

2018 TOTAL DEFENSE

Rk.	Team	YPG
1.	Baltimore	292.9
2.	Buffalo	294.1
3.	Chicago	299.7
4.	Minnesota	309.7
5.	Jacksonville	311.4

2018 SCORING DEFENSE

Rk.	Team	PPG
1.	Chicago	17.7
2.	Baltimore	17.9
3.	Tennessee	18.9
4.	Houston	19.8
	Jacksonville	19.8

RAVENS "D" UNDER HARBAUGH

Don Martindale leads a defensive unit that, during the **John Harbaugh Era** (2008-18), has been superb.

POINTS PER GAME ALLOWED

1.	Baltimore	19.0
2.	Pittsburgh	19.2
3.	New England	19.4

TOUCHDOWNS ALLOWED

1.	Baltimore	355
2.	Pittsburgh	366
3.	Seattle	374

TOTAL NET YARDS ALLOWED

1.	Pittsburgh	308.9
2.	Baltimore	315.5
3.	NY Jets	324.0

OPPONENT PASSER RATING

1.	Baltimore	79.3
2.	Buffalo	80.9
3.	Cincinnati	82.3

RUSHING YARDS ALLOWED

1.	Pittsburgh	93.8
2.	Baltimore	96.8
3.	Minnesota	102.2

THIRD-DOWN DEFENSE

1.	Baltimore	36.0
2.	Houston	36.1
3.	Denver	36.3

SACK CITY, USA

In 2018's Week 6 win at the Titans, Baltimore racked up a franchise-best 11 sacks, tying for the second most by a team in league history. They also stand as the most in an NFL game since 2012 (SD, 11).

MOST SINGLE-GAME SACKS RAVENS HISTORY

10/14/18 at Ten	11
11/24/11 vs. SF	9
11/26/06 vs. Pit	9
11/16/97 vs. Phi	9


Second-Half "D" Dominates: In 2018's Week 6 win vs. Tennessee, the Ravens became the first team since the 1934 Lions not to allow a touchdown after halftime in each of their first six games of a season. (Baltimore's streak was then snapped by New Orleans in Week 7.)



OZZIE NEWSOME / PERSONNEL NOTES

THE WIZARDRY OF OZ

SEASONS
RAVENS: 23
NFL: 41



Ozzie Newsome's legacy is unlike any the game has seen. Known throughout all of sports as a premier leader, Newsome is a Hall of Fame player, the architect of Baltimore's 2000 and 2012 Super Bowl championship teams and an elite personnel evaluator who became the NFL's first African American GM.

OZZIE NEWSOME CAREER SNAPSHOT

- NFL's first African American General Manager (promoted in 2002)
- Architect of Ravens 2000 & 2012 Super Bowl Championship Teams
- NFL Executive of the Year (2000)
- Pro Football Hall of Fame (class of 1999)
- State of Alabama Hall of Fame (class of 1995)
- National Football Foundation College Hall of Fame and NCAA Hall of Fame (class of 1994)
- 13-Year NFL Tight End with Cleveland Browns (1978-90)
- Three-Time Pro Bowler (1981, 1984-85)
- Four-Time Cleveland Touchdown Club Offensive Player of the Year
- Current Member of Two Major NFL Policy-Making Groups: Competition Committee and Player Care Foundation Board

FIRST-ROUND FINDS

Led by Ozzie Newsome, the Ravens have tabbed 24 players in the first round. These picks have earned 61 combined Pro Bowls, many All-Rookie honors, multiple Defensive Player of the Year Awards, two Super Bowl MVPs and three Hall of Fame selections.

RAVENS ALL-TIME FIRST-ROUND DRAFT PICKS

Year	Name	Pick	Pro Bowls
1996	T Jonathan Ogden* –	4	11
1996	LB Ray Lewis* ++ ~ –	26	13
1997	LB Peter Boulware*	4	4
1998	CB Duane Starks*	10	
1999	CB Chris McAlister*	10	3
2000	RB Jamal Lewis* =	5	1
2000	WR Travis Taylor	10	
2001	TE Todd Heap*	31	2
2002	S Ed Reed*+ –	24	9
2003	OLB Terrell Suggs*+	10	7
2003	QB Kyle Boller	19	
2005	WR Mark Clayton*	22	
2006	DT Haloti Ngata*	12	5
2007	G Ben Grubbs*	29	2
2008	QB Joe Flacco^ ~	18	
2009	T Michael Oher*	23	
2011	CB Jimmy Smith	27	
2013	S Matt Elam	32	
2014	LB C.J. Mosley*	17	4
2015	WR Breshad Perriman	26	
2016	T Ronnie Stanley	6	
2017	CB Marlon Humphrey	16	
2018	TE Hayden Hurst	25	
2018	QB Lamar Jackson	32	

* All-Rookie Team ^ Rookie of the Year (NFL.com Fan Vote)
 ~ Super Bowl MVP + Defensive Player of the Year Award
 = Offensive Player of the Year Award – Pro Football Hall of Fame

HOMEGROWN PRO BOWLERS

Year Drafted (Rd.)	Name	Pro Bowls
1996 (1st)	LB Ray Lewis	13
1996 (1st)	T Jonathan Ogden	11
2002 (1st)	S Ed Reed	9
2003 (1st)	OLB Terrell Suggs	7
2007 (3rd)	G Marshal Yanda	7
2006 (1st)	DT Haloti Ngata	5
1997 (1st)	OLB Peter Boulware	4
2014 (1st)	LB C.J. Mosley	4
1999 (1st)	CB Chris McAlister	3
2008 (2nd)	RB Ray Rice	3
2015 (RFA)	LS Morgan Cox #	2
2001 (1st)	TE Todd Heap	2
1996 (5th)	WR/RS Jermaine Lewis	2
2007 (4th)	FB Le'Ron McClain	2
2000 (6th)	OLB Adalius Thomas	2
2012 (RFA)	K Justin Tucker #	2
2007 (1st)	G Ben Grubbs	1
2013 (4th)	FB Kyle Juszczyk	1
2006 (6th)	P Sam Koch	1
2000 (1st)	RB Jamal Lewis	1
2002 (RFA)	LB Bart Scott #	1
2013 (3rd)	DT Brandon Williams	1

Undrafted rookie free agent **Bold** indicates 2018 Pro Bowler

22

HOMEGROWN
RAVENS PRO BOWL
PLAYERS

19

RAVENS
DRAFT PICKS
To Earn Pro Bowls

3

RAVENS
ROOKIE FREE AGENTS
To Earn Pro Bowls

Ozzie's Three Hall of Famers: Jonathan Ogden (2013), Ray Lewis (2018) & Ed Reed (2019):

Newsome has drafted an astounding three players (Ogden, Lewis & Reed) who were selected to the Pro Football Hall of Fame.

For Ogden & Lewis, it was the first time ever that two players were drafted in the same round (1st in 1996) by a team and reached the HOF in their initial year of eligibility.



OZZIE NEWSOME / ERIC DECOSTA NOTES



SEASONS RAVENS: 23 NFL: 23

Eric DeCosta, who started as a scouting intern with the Ravens in the team's first year (1996), began his new role as EVP/general manager on Jan. 11, 2019. As was announced a year ago by Ravens owner Steve Bisciotti, DeCosta replaces Ozzie Newsome, whose GM contract ended after the '18 season. (Newsome remains with the organization in a significant role.)

DeCosta, 47, has declined GM interviews with other teams each of the last seven years to stay in Baltimore. During his Ravens tenure, he has served as assistant GM (2012-18), director of player personnel (2009-11), director of college scouting (2003-08) and area scout (1997-2002).

RAVENS "20/20" CLUB

The "20/20 Club" includes members of the team's personnel staff who started with the Ravens as young assistants and grew into evaluators with more input. The term "20/20" refers to hiring 20-year-olds for \$20,000. But according to Ozzie Newsome: "The guys actually started when they were a little older than 20 and for more than \$20,000, but that's what we call them."

RAVENS "20/20 CLUB" GRADUATES / CURRENT SCOUTS

Name	Joined Ravens	Current Title
George Kokinis (Cle.)	1991	Senior Personnel Assistant
Eric DeCosta	1996	EVP/General Manager
Joe Hortiz	1998	Director of College Scouting
Chad Alexander	1999	Asst. Dir. of Pro Personnel
Mark Azevedo	2005	Northeast Area Scout
David Blackburn	2007	West Area Scout
Andrew Raphael	2013	Southeast Area Scout
Brandon Berning	2015	Midwest/SW Area Scout
Joey Cleary	2015	College & Pro Scout

UNDRAFTED GEMS

Undrafted rookies **LB Chris Board**, WR/RS Janarion Grant and CB Darius Williams made the Ravens' 2018 Week 1 roster. Their statuses marked the 15th-straight season a RFA has made Baltimore's roster, tying for the NFL's second-longest active streak.

CONSECUTIVE SEASONS W/ ROOKIE FA ON WEEK 1 ROSTER (Current NFL Streaks)

Rk.	Team	Seasons
1.	Indianapolis Colts	20
2.	Baltimore Ravens	15
	Denver, New England	15

AN ELITE CLUB

The Ravens have won two Super Bowls during their 22-year history, doing so in 2000 and 2012. Baltimore is one of four franchises to win multiple World Championships since 2000.



MOST SUPER BOWL CHAMPIONSHIPS (Since 2000 Season)

Titles	Team	Seasons
6	New England Patriots	'01, '03-04, '14, '16, '18
2	Baltimore Ravens	2000, '12
2	New York Giants	2007, '11
2	Pittsburgh Steelers	2005, '08

CONSISTENT CONTENDERS

The Ravens have earned 11 playoff berths in their history (2018, 2014, 2012, 2011, 2010, 2009, 2008, 2006, 2003, 2001 & 2000). Baltimore's 11 berths from 2000-18 rank fourth in the AFC and are seventh overall in the NFL.

MOST NFL PLAYOFF BERTHS / PAST 19 SEASONS / SINCE 2000

AFC	NFC
16 - New England	13 - Green Bay
14 - Indianapolis	12 - Philadelphia
12 - Pittsburgh	12 - Seattle
11 - Baltimore	8 - Atl./NO/NYG



With Ozzie Newsome at the helm, the Ravens produced 15 playoff victories (all since 2000) in their 23-year existence. The 15 tie (Pittsburgh) for the NFL's second most since 2000.

PLAYOFFS SINCE 2008

Baltimore is one of six teams to earn a playoff berth in seven of the past 11 seasons (all under head coach **John Harbaugh**). In six of those seven playoff campaigns, the Ravens won at least one playoff game and three times advanced to the AFC title game.

MOST PLAYOFF BERTHS / 2008-18 / PAST 11 SEASONS

Berths	Team	Seasons
10	New England Patriots	2009-18
8	Green Bay Packers	2009-16
7	Baltimore Ravens	2008-12, 2014, 2018
7	Indianapolis Colts	2008-10, 2012-14, 2018
7	Pittsburgh Steelers	2008, 2010-11, 2014-17
7	Seattle Seahawks	2010, 2012-16, 2018

RAVENS FIND SUCCESS IN EVERY ROUND

- 1st** → Jonathan Ogden ('96), Ray Lewis ('96), Peter Boulware ('97), Chris McAlister ('99), Jamal Lewis ('00), Todd Heap ('01), Ed Reed ('02), Terrell Suggs ('03), Haloti Ngata ('06), Joe Flacco ('08), Jimmy Smith ('11), C.J. Mosley ('14), Ronnie Stanley ('16), Marlon Humphrey ('17)
- 2nd** → Jamie Sharper ('97), Ray Rice ('08), Torrey Smith ('11), Courtney Upshaw ('12), Kelechi Osemele ('12), Timmy Jernigan ('14)
- 3rd** → Casey Rabach ('01), Marshal Yanda ('07), Lardarius Webb ('09), Brandon Williams ('13), Crockett Gillmore ('14)
- 4th** → Edwin Mulitalo ('99), Jarret Johnson ('03), Le'Ron McClain ('07), Dennis Pitta ('10), Kyle Juszczyk ('13), Alex Lewis ('16), Tavon Young ('16)
- 5th** → Jermaine Lewis ('96), Dawan Landry ('06), Arthur Jones ('10), Pernell McPhee ('11), Rick Wagner ('13), Matthew Judon ('16)
- 6th** → Adalius Thomas ('00), Chester Taylor ('02), Sam Koch ('06), Haruki Nakamura ('08), Tyrod Taylor ('11), Maurice Canady ('16)
- 7th** → DeAngelo Tyson ('12), Michael Campanaro ('14)
- RFA** → Mike Flynn ('97), Priest Holmes ('97), Will Demps ('02), Bart Scott ('02), Ma'ake Kemoeatu ('02), Jameel McClain ('08), Dannell Ellerbe ('09), Morgan Cox ('10), Justin Tucker ('12), James Hurst ('14), Zach Orr ('14), Patrick Onwuasor ('16), Michael Pierce ('16), Matt Skura ('16)



IRONMEN & TURNOVER NOTES

NFL IRONMEN

Among active NFL players, Ravens **P Sam Koch** (208) & **CB Brandon Carr** (176) each rank first at their respective positions for current streaks of most consecutive games played. Koch's streak also ranks as the longest in Ravens history.

CONSECUTIVE GAMES PLAYED / CURRENT NFL STREAKS

PUNTERS

1. **Sam Koch (Bal.) 208**
2. Brett Kern (Ten.) 176
3. Dustin Colquitt (KC) . . . 168

CORNERBACKS

1. **Brandon Carr (Bal.) . . . 176**
2. Patrick Peterson (Ari.) . . 128
3. Casey Hayward (LAC) . . . 80

CARR IS THE IRON HORSE

Ravens **CB Brandon Carr's** 176-consecutive *starts* rank as the NFL's longest active streak among defensive players, and it stands second overall among all NFL players.

NFL CONSECUTIVE GAMES STARTED / CURRENT STREAKS

Rk.	Player	Games
1.	Philip Rivers (LAC)	208
2.	Brandon Carr (Bal.)	176
3.	Glover Quin (Det.)	148
4.	Matt Ryan (Atl.)	147
5.	Patrick Peterson (Ari.)	128
	Matthew Stafford (Det.)	128
	Ryan Kerrigan (Was.)	128

RAVENS IRONMEN

RAVENS CONSECUTIVE GAMES PLAYED / CURRENT STREAKS

Rk.	Player	Games
1.	Sam Koch	208
2.	Justin Tucker	112
3.	Anthony Levine Sr.	96

RAVENS CONSECUTIVE GAMES PLAYED / ALL-TIME STREAKS

Rk.	Player	Games	Years
1.	Sam Koch	208	2006-present
2.	Jarret Johnson	129	2003-11
3.	Joe Flacco	122	2008-2015
4.	Justin Tucker	112	2012-present
5.	Peter Boulware	111	1997-2003

BALTIMORE RAVENS MOST ALL-TIME GAMES PLAYED

Rk.	Player	Games	Years
1.	Terrell Suggs	229	2003-present
2.	Ray Lewis	228	1996-2012
3.	Sam Koch	208	2006-present
4.	Matt Stover	207	1996-2008
5.	Jonathan Ogden	177	1996-2007
6.	Joe Flacco	163	2008-present
7.	Marshal Yanda	162	2007-present
8.	Ed Reed	160	2002-12
9.	Jarret Johnson	143	2003-11
10.	Chris McAlister	135	1999-2008
	Haloti Ngata	135	2006-14
12.	Morgan Cox	134	2010-present
	Kelly Gregg	134	2001-10
14.	Mike Flynn	133	1998-2007
	Todd Heap	133	2001-10

TURNOVER MARGIN SINCE 2008

Since **John Harbaugh's** 2008 Baltimore arrival, the Ravens have produced the NFL's fifth-best turnover differential (+43).

NFL's TOP TURNOVER DIFFERENTIALS (Since 2008 / John Harbaugh Era)

Rk.	Team	Takeaways	Giveaways	Turnover Diff.
1.	New England	307	174	+133
2.	Green Bay	294	201	+93
3.	Kansas City	284	226	+58
	Seattle	283	225	+58
5.	Baltimore	283	240	+43
6.	Carolina	304	266	+38
7.	Atlanta	266	230	+36

* Ravens (+17) ranked No. 1 in the NFL in 2017.

TURNOVERS AT HOME

Baltimore owns a +54 differential *at home* during the **John Harbaugh** Era, ranking as the league's third-best mark.

NFL's TOP TURNOVER DIFFERENTIALS / AT HOME (Since 2008 / John Harbaugh Era)

Rk.	Team	Takeaways	Giveaways	Turnover Diff.
1.	Green Bay	166	87	+79
2.	New England	164	86	+78
3.	Baltimore	157	103	+54
4.	Seattle	159	107	+52

TURNOVER TABLE SINCE 2000

Year	TA/TO	Plus/Minus	Record
2018	17/20	-3	10-6
2017	34/17	+17	9-7
2016	28/23	+5	8-8
2015	14/28	-14	5-11
2014	22/20	+2	10-6
2013	24/29	-5	8-8
2012	25/16	+9	10-6
2011	26/24	+2	12-4
2010	27/20	+7	12-4
2009	32/22	+10	9-7
2008	34/21	+13	11-5
2007	23/40	-17	5-11
2006	40/23	+17	13-3
2005	26/36	-10	6-10
2004	34/23	+11	9-7
2003	41/38	+3	10-6
2002	31/32	-1	7-9
2001	28/36	-8	10-6
2000	49/26	+23	12-4
Total	555/494	+61	176-128

RAVENS ARE...

Since 2000, here are the Ravens' records in a game:

- When turnover ratio is +2 or better 78-5
- When turnover ratio is +1 or better 113-17
- When turnover ratio is even 31-24
- When turnover ratio is negative 31-85

Note: Since 2000, the Ravens are 78-5 when posting at least a +2 turnover margin, with the only losses coming in 2010 (23-20 OT at NE), 2012 (24-23 at Phi.), 2014 (34-33 vs. SD) and 2016 (27-23 at NYG & 30-23 at NE).



THAT M&T MAGIC

AT HOME UNDER HARBAUGH



Under **John Harbaugh** (since 2008) the Ravens own the NFL's second-best home winning pct. (tied, GB), going 65-23 at M&T Bank Stadium.

NFL'S BEST REGULAR SEASON HOME RECORDS (John Harbaugh Era / Since 2008)

Rk.	Team	Record	Pct.
1.	New England Patriots	76-12	.864
2.	Baltimore Ravens	65-23	.739
	Green Bay Packers	64-22-2	.739
4.	Pittsburgh Steelers	63-25	.716
5.	New Orleans Saints	61-27	.693

RAVENS STRONG AT HOME

Simply put, the Ravens have been outstanding at home since they arrived in Baltimore. Below are the Ravens' respective home records and corresponding NFL rankings during several periods.

RAVENS HOME RECORDS / NFL RANKINGS

Time Period (Milestone)	Record	NFL Rank
Since 2010 (Past Eight-plus Seasons)	53-19	3 rd
Since 2008 (John Harbaugh's Arrival)	65-23	2 nd
Since 2000 (First Super Bowl Season)	110-41	2
Since 1998 (M&T Bank Stadium Opened)	118-49	3
Since 1996 (Team's Inception)	125-57-1	5

AT HOME, RAVENS ARE...

- The Ravens are 18-8 at home in the month of December under **John Harbaugh** and 38-16 in such games during their history.
- Under Harbaugh (since 2008), Baltimore has gone 17-5 against NFC teams at M&T Bank Stadium, producing the best (tied, Den. & Pit.) home record by an AFC squad vs. the "other" conference.
- Baltimore has won 20 of its last 25 home games vs. NFC teams.
- In their history, the Ravens have hosted 18 games when the temperature was below 40 degrees. Baltimore is 15-3 in these games.
- Under Harbaugh, the Ravens are 20-4 in November home games, producing the NFL's best such record. The Ravens have won 18 of their past 21 home games during the month.
- Baltimore is 8-1 at home in November against AFC North foes under Harbaugh. Overall under Harbaugh, the Ravens are 23-10 in home games played against AFC North foes.
- Under Harbaugh, the Ravens are 17-2 in September home games. The Ravens have won 20 of their past 22 home games in the month of September (dating back to 2006).
- Baltimore has won 18 of its last 25 home games vs. AFC North foes.
- The Ravens are 13-3 at home all time against teams from the *West Coast* (Oak. – 6-1, SD – 3-1, SF – 2-0 and Sea. – 2-1).

TOP "D" AT HOME

Baltimore has permitted an NFL-best 16.6 ppg at home during the **John Harbaugh** Era. Under "Harbs," the Ravens are 30-0 at home when allowing 10 points or fewer. In 19 of those games, the Ravens gave up no more than 7 points.

FEWEST POINTS/GAME ALLOWED AT HOME (Since 2008)

Rk.	Team	PPG
1.	Baltimore	16.6
2.	New England	18.3
3.	Seattle	18.4

RAVENS DEFENSE AT HOME (SINCE 2008)



16.6
Points Per Game Allowed
(NFL's Fewest)



74.2
Opponent Passer Rating
(NFL's Best)



299.0
Yards Per Game Allowed
(NFL's Best)

M&T BANK STADIUM FAST FACTS

- ✓ Dating back to 2008, the Ravens have outscored opponents 2,205 to 1,465 at home. In their 65 wins during this span, the margin of victory has been a strong 14.1 points per game.
- ✓ The Ravens own a +740 point differential at home under John Harbaugh, ranking No. 3 in the NFL (NE is +1,109 & GB is +780).
- ✓ Baltimore is 32-0 under Harbaugh when allowing 12 points or fewer at home, which it did twice (TB - 12 & Buf. - 3) in 2018.

QUITE THE HOME HISTORY

The Ravens' "D" has been stout at home for many seasons. Since 2003, Baltimore ranks first in fewest points allowed per game (16.5) among home teams. The Ravens have also registered the top mark in terms of fewest yards allowed per game (293.2).

BEST NFL DEFENSES AT HOME / SINCE 2003

TOTAL DEFENSE (Fewest Yards Allowed)
1. Baltimore 293.2
2. Pittsburgh 298.9
3. Seattle 311.1

POINTS PER GAME (Fewest Allowed)
1. Baltimore 16.5
2. New England 17.0
3. Seattle 18.0

INTERCEPTIONS (Most in NFL)
1. Baltimore 157
2. New England 155
3. Cincinnati 154

SACKS (Most in NFL)
1. Minnesota 361
2. Baltimore 336
3. Pit. & Sea. 335



ALL-TIME RESULTS / TRENDS

RAVENS ALL-TIME RECORDS

	<u>Overall Record</u>	<u>Home</u>	<u>Away</u>
Overall	200-167-1	126-57-1	74-110
In M&T Bank Stadium (since 1998)	119-49	119-49	n/a
Coached by Ted Marchibroda	16-31-1	11-12-1	5-19
Coached by Brian Billick	80-64	50-22	30-42
Coached by John Harbaugh	104-72	65-23	39-49
vs. AFC Teams	155-129	98-50	57-79
vs. AFC North	58-44	35-16	23-28
vs. AFC Central (1996-2001)	26-28	13-14	13-14
vs. AFC East	23-21	17-5	6-16
vs. AFC South	18-17	12-5	6-12
vs. AFC West	26-19	17-7	9-12
vs. NFC Teams	50-39-1	33-10-1	17-29
vs. NFC North	8-8	6-2	2-6
vs. NFC Central (1996-2001)	3-5	3-1	0-4
vs. NFC East	13-9-1	8-2-1	5-7
vs. NFC South	12-8	6-4	6-4
vs. NFC West	14-9	10-1	4-8
On Monday Night Football	12-11	5-2	7-9
On Thursday Night Football	7-5	6-1	1-4
On Saturday	4-1	2-0	2-1
In Overtime	12-13-1	7-4-1	5-9
Ravens Shutout Wins	14-0	6-0	8-0
In Season Openers	12-11	8-4	4-7
Indoors	6-15	n/a	6-15
Note: Baltimore has played in Houston's Reliant/NRG Stadium five times (3-2), Indy's Lucas Oil Stadium twice (0-2), Dallas' Texas Stadium once (1-0) and Atlanta's Mercedes-Benz Stadium once (1-0). Three of those games at Reliant Stadium (12/13/10, 10/21/12 & 12/21/14) came when the roof was closed, meaning those games were "indoors," while the other games listed are considered "outdoors" due to open roofs.			
In August	0-1	0-1	0-0
In September	48-30	31-7	17-23
In October	36-52	19-20	17-32
In November	57-39-1	35-13-1	22-26
In December	54-41	38-16	16-25
In January	5-4	3-0	2-4

RAVENS RESULTS WHEN...

<u>Team</u>	<u>Since 2000</u>	<u>Since 2008</u>	<u>2018</u>
Record	176-128	104-72	10-6
vs. AFC North (since 2002)	58-44	40-26	3-3
vs. AFC	133-96	79-53	8-4
vs. NFC	43-32	25-19	2-2
Home	111-41	66-23	6-2
Away	65-87	39-49	4-4
On grass	85-70	47-34	9-5
Artificial turf	91-58	57-38	1-1
Outdoors	171-116	98-64	10-6
Indoors	5-12	4-7	0-0
September	40-23	25-12	3-1
October	33-41	17-25	1-3
November	52-27	32-13	2-1
December	46-34	27-20	4-1
January	5-3	3-2	0-0
Leading at halftime	139-24	84-18	9-1
Trailing at halftime	27-91	14-49	0-5
Tied at halftime	10-13	6-5	1-0
Tied after 3 quarters	4-7	2-3	1-1
Leading After 3 quarters	150-18	92-16	9-1
Trailing after 3 quarters	23-102	10-56	0-4
Decided by 7 points or less	72-71	41-47	2-4
Decided by 3 points or less	41-40	25-26	2-2
When scoring first	122-39	76-24	6-4
When not scoring first	55-89	28-48	4-2
Positive or even turnover ratio	145-42	81-30	6-3
Negative turnover ratio	31-86	23-42	4-3
Winning penalty ratio	79-53	48-27	4-4
Losing penalty ratio	85-65	48-37	6-2
Overtime	9-11	6-8	0-2
When returning a KOR for a TD	5-3	5-2	0-0
When returning a PR for a TD	9-3	5-1	1-0

<u>Offense</u>	<u>Since 2000</u>	<u>Since 2008</u>	<u>2018</u>
Scoring 20 or more points	138-47	37-32	10-4
Scoring 30 or more points	57-7	37-5	2-0
Having 20 or more first downs	82-50	60-31	9-5
Totaling 350 or more net yards	83-41	58-26	9-3
At least 35 minutes time of poss.	48-7	28-5	7-0
Rushing for 150 or more yards	59-15	34-7	6-1
When not throwing an INT	98-23	60-16	6-3
With a 100-yard rusher	56-21	28-8	4-0
Without a 100-yard rusher	120-107	76-64	6-6
With a 100-yard receiver	38-23	25-16	1-1
Without a 100-yard receiver	138-105	79-56	9-5
With a 300-yard passer	22-19	19-14	1-1
Without a 300-yard passer	154-109	85-58	9-5
<u>Defense</u>	<u>Since 2000</u>	<u>Since 2008</u>	<u>2018</u>
When scoring a defensive TD	45-7	23-5	3-0
When returning an INT for a TD	33-3	15-2	0-0
When returning a fumble for a TD	12-4	8-3	3-0
Recording 3 or more sacks	96-39	50-25	6-2
Holding opp. under 250 net yards	54-6	38-6	6-0
Holding opp. under 21 points	141-36	85-15	8-1
Holding opp. under 15 points	110-16	62-7	6-1
Allowing a 100-yard rusher	17-28	10-17	0-1
Not allowing a 100-yard rusher	158-101	94-55	10-5
Allowing a 100-yard receiver	37-40	20-24	2-1
Not allowing a 100-yard receiver	140-87	84-48	8-5
Allowing a 300-yard passer	23-27	15-19	1-2
Not allowing a 300-yard passer	152-101	89-53	9-4



TERRELL SUGGS NOTES



SUGGS SIZZLES

OLB Terrell Suggs, the 2011 DPOY and Ravens' all-time sacks leader (132.5), tallied 7 QB drops in 2018. In Week 12's win over Oakland, Suggs (age 36) scored a 43-yard FR-TD, becoming the second-oldest player in league history with a FR-TD of at least 40 yards (Sam Mills, 41 yards at age 36 in 1996).

55 SUGGS
16 SEASONS
7 PRO BOWLS
2011 NFL DPOY
6-3, 265
OUTSIDE LINEBACKER

RAVENS ALL-TIME SACKS

Rk.	Player (Years)	Sacks
1.	Terrell Suggs (2003-18)	132.5
2.	Peter Boulware (1997-2005)	70.0
3.	Michael McCrary (1997-2002)	51.0
4.	Ray Lewis (1996-2012)	41.5
5.	Adalius Thomas (2000-06)	38.5

RAVENS ALL-TIME TACKLES

Rk.	Player (Years)	Tackles
1.	Ray Lewis (1996-2012)	2,643
2.	Terrell Suggs (2003-18)	941
3.	Kelly Gregg (2001-10)	721
4.	Ed Reed (2002-12)	661
5.	C.J. Mosley (2014-18)	574
6.	Haloti Ngata (2006-14)	528

*"It's a no-brainer. He's such a phenomenal football player and leader. Everything he brings to the game of football is special."
— Ben Roethlisberger, Steelers QB, on if Terrell Suggs should be a Hall of Fame player*

SUGGS' STANDINGS

SUGGS' CAREER SACKS (Most vs. a Single Team)

- Cleveland Browns 19
- Pittsburgh Steelers 15
- Cincinnati Bengals 12.5
- Miami Dolphins 8.5

Note: Including playoffs, Suggs has totaled 20 sacks vs. Pittsburgh.

RAVENS SACKS LEADERS (2018 Season)

- Za'Darius Smith 8.5
- Terrell Suggs** **7**
Matthew Judon 7
- Patrick Onwuasor 5.5
- Kenny Young 2.5
- T. Williams, T. Young 2

RAVENS SACKS LEADERS (Single-Season Records)

- Elvis Dumervil (2014) 17
- Peter Boulware (2001) 15
- Michael McCrary (1998) .. 14.5
- Terrell Suggs (2011)** **14**
- Trevor Pryce (2006) 13
- Terrell Suggs (2014, 2003)** .. **12**

RAVENS FORCED FUMBLES (Career Leaders)

- Terrell Suggs** **37**
- Ray Lewis 20
- Adalius Thomas 17
- Peter Boulware 13
- Ed Reed 11
- Jarret Johnson 9

ALL-TIME NFL SACK LEADERS

OLB Terrell Suggs' 132.5 career sacks rank second among active players and tie for 13th most in NFL history.

NFL SACKS LEADERS / ALL TIME

Rk.	Player	Sacks
1.	Bruce Smith*	200.0
2.	Reggie White*	198.0
3.	Kevin Greene*	160.0
4.	Julius Peppers (active)	159.5
5.	Chris Doleman*	150.5
6.	Michael Strahan*	141.5
7.	Jason Taylor*	139.5
8.	DeMarcus Ware	138.5
9.	Richard Dent*	137.5
	John Randle*	137.5
11.	Jared Allen	136.0
12.	John Abraham	133.5
13.	Terrell Suggs (active) ...	132.5
	Leslie O'Neal	132.5
	Lawrence Taylor*	132.5
16.	Rickey Jackson*	128.0
17.	Derrick Thomas*	126.5

* Pro Football Hall of Famer



Suggs' Career Sacks
(13th, tied, All Time)



Defenders w/ Most Sacks for One Franchise

Bruce Smith (Buf.)	171
Michael Strahan (NYG)	141.5
Terrell Suggs (Bal.)	132.5
Lawrence Taylor (NYG)	132.5
Jason Taylor (Mia.)	131

A PLAYOFF PERFORMER

OLB Terrell Suggs has posted 12.5 sacks in the playoffs, producing a mark that ranks third in all-time NFL postseason history.

NFL POSTSEASON SACKS LEADERS / ALL TIME

Rk.	Player	Sacks	Yards
1.	Willie McGinest	16.0	113.5
2.	Bruce Smith	14.5	109.5
3.	Terrell Suggs	12.5	79.0

VETERAN DEFENDERS

MOST REGULAR SEASON GAMES PLAYED (Active NFL Defenders)

Rk.	Player (Year Entered NFL)	Games
1.	DE Julius Peppers (2002)	266
2.	OLB Terrell Suggs (2003)	229*
3.	S Mike Adams (2004)	222

* most in Ravens history

SUGGS A STRIP-SACK ARTIST

MOST CAREER STRIP-SACKS (Active NFL Defenders)

Rk.	Players	Strip-Sacks
1.	Julius Peppers (Car.)	39
2.	Terrell Suggs (Bal.)	31

Note: Suggs tallied 4 strip-sacks in 2017.

✓ *The Ravens are 76-33 all time when Suggs records at least a half-sack, 20-1 when he tallies 2-or-more sacks and 5-0 when he has 3 sacks.*

✓ *Suggs is the only active NFL player with 900 tackles, 100 sacks & 30 FFs.*



C.J. MOSLEY NOTES

AN ELITE PAIR

NFL DEFENDERS W/ AT LEAST 500 TACKLES, 8 INTS & 8 SACKS (Since 2014)

Player (Team)	Tackles	INTs	Sacks
Luke Kuechly (Car.)	628	10	9.5
C.J. Mosley (Bal.)	574	9	8.5



57 MOSLEY
5 SEASONS
4 PRO BOWLS
6-2, 250
INSIDE LINEBACKER

C.J.'s STOPS

LB C.J. Mosley, a 2014 first-round draft pick and four-time Pro Bowler, owns the NFL's fifth-most total tackles (574) over the past five seasons. A 2018 Pro Bowler, he tallied a team-high 105 stops for the Ravens' No 1 defense.

NFL'S TACKLE LEADERS (Since 2014)

Rk.	Player (Team)	Tackles
1.	Bobby Wagner (Sea.)	656
2.	Luke Kuechly (Car.)	628
3.	Lavonte David (TB)	600
4.	Telvin Smith Sr. (Jax.)	581
5.	C.J. Mosley (Bal.)	574
6.	Demario Davis (NO)	548
7.	Preston Brown (Cin.)	546
8.	Tahir Whitehead (Oak.)	492
9.	Avery Williamson (NYJ)	491

A TACKLE MACHINE

In Week 7 vs. NO, LB C.J. Mosley surpassed the 500-tackle milestone by posting a career-high 16 stops. He now has 574 tackles, ranking fifth most in franchise history.

RAVENS TACKLES LEADERS / FRANCHISE HISTORY

Rk.	Player (Years)	Tackles
1.	Ray Lewis (1996-2012)	2,643
2.	Terrell Suggs (2003-present)	941
3.	Kelly Gregg (2001-10)	721
4.	Ed Reed (2002-12)	661
5.	C.J. Mosley (2014-present)	574
6.	Haloti Ngata (2006-14)	528
7.	Jarret Johnson (2003-11)	523
8.	Jamie Sharper (1997-2001)	522

MOSLEY QUICK HITS

- ✓ In 2017, LB C.J. Mosley tallied 132 total tackles, 11 TFL, 2 INTs (1 for a 63-yard TD), 1 sack, 3 FRs and 3 FFs to earn his third Pro Bowl honor.
- ✓ Mosley was the NFL's only player with at least 125 tackles, 3 sacks and 2 INTs in 2014, when he finished second to DT Aaron Donald in the 2014 NFL Defensive Rookie of the Year voting.
- ✓ Mosley (2014), Daryl Smith (2013) & Ray Lewis (1998, 1999, 2000 & 2001) are the only Raven defenders to register at least 115 tackles, 3 sacks and 2 INTs in a single season.
- ✓ Mosley is the first-ever Ravens rookie to earn Pro Bowl honors (2014).

574

Total Tackles
NFL's Fifth Most
Since 2014

105

Total Tackles
Ravens Most
in 2018

3

2017 NFL Defenders
w/ 120 tackles, 10 TFL, 2 INTs & 1 sack
(Mosley, Deion Jones & Bobby Wagner)

16

Career-High Tackles
by Mosley in Week 7's
2018 Game vs. NO

'BACKER THEFTS

LB C.J. Mosley has produced the NFL's third-most INTs by a linebacker (9, tied) since he entered the NFL in 2014. Mosley had 2 thefts in 2017, including a 63-yard pick-6 in Week 8 vs. the Dolphins.

INTS / NFL LINEBACKERS (Since 2014)

1.	Luke Kuechly (Car.)	10
	Alec Ogletree (NYG)	10
3.	C.J. Mosley (Bal.)	9
	Telvin Smith Sr.	9
5.	Deion Jones (Atl.)	8

INTS / RAVENS LINEBACKERS (All-Time Career Leaders)

1.	Ray Lewis	31
2.	C.J. Mosley	9
3.	Terrell Suggs	7
4.	Adalius Thomas	6
5.	Daryl Smith	5

INTS / RAVENS LINEBACKERS (Single-Season History)

1.	Ray Lewis (2003)	6
2.	C.J. Mosley (2016)	4
3.	Zachary Orr (2016)	3
	Ray Lewis (3 times)	3
	Daryl Smith (2013)	3



YANDA, B. WILLIAMS & JUDON NOTES



STANDING GUARD

73 YANDA
12 SEASONS
7 Pro Bowls
6-3, 305
GUARD

G Marshal Yanda, considered one of the greatest to ever wear a Ravens uniform and an elite NFL lineman, has earned seven-career Pro Bowls, which tie (Terrell Suggs) for fourth in franchise history. Only four active NFL O-linemen have played in more games than Yanda, who currently sits at 162 games during his 12-year career.

<p>MOST PRO BOWLS (Ravens History)</p> <p>LB Ray Lewis 13 T Jonathan Ogden 11 S Ed Reed 9 OLB Terrell Suggs 7 G Marshal Yanda 7</p>	<p>MOST GAMES PLAYED (Active NFL O-Linemen)</p> <p>T Andrew Whitworth (LAR) . . 199 T Jason Peters (Phi.) 192 T Donald Penn (Oak.) 178 T Joe Staley (SF) 174 G Marshal Yanda (Bal.) . . .162</p>
---	--

“Only the elite of the elite guards earn serious Hall of Fame consideration. Yanda belongs in that realm.”
– Childs Walker, *The Baltimore Sun*

PERENNIAL PRO BOWLER

- ✓ **G Marshal Yanda** is one of 17 players in NFL history to earn at least 7 Pro Bowls as a guard. Of those, Yanda is one of just five (Larry Allen, Ed Budde, Alan Faneca & Gene Upshaw) to win a Super Bowl.
- ✓ The 12-year veteran has played in 162 games (151 starts) during his career, ranking as the second-most games played among offensive linemen in Ravens history (Jonathan Ogden – 177).
- ✓ Prior to the 2015 campaign, Ravens’ season ticket holders voted Yanda as one of the Top 10 players in the franchise’s 20-year existence.

MOST PRO BOWL SELECTIONS / ACTIVE O-LINEMEN

Rk.	Player (Team)	Pro Bowls
1.	T Jason Peters (Phi.)	9
2.	G Marshal Yanda (Bal.)	7
	C Maurkice Pouncey (Pit.)	7
	T Trent Williams (Was.)	7
5.	C Alex Mack (Atl.)	6
	T Tyron Smith (Dal.)	6
	T Joe Staley (SF)	6

4

Ravens 2018 Run Defense Ranking
(82.9 Rush YPG Allowed)

3

Ravens 2018 Rushing Average
(3.75 YPC Allowed)

98 WILLIAMS

6 SEASONS
1 Pro Bowl
6-1, 336
DEFENSIVE TACKLE



7

Sacks in 2018
Tied (Suggs) for 2nd on Team

99 JUDON

3 SEASONS
6-3, 261
OLB



15

Sacks Since 2017
Second on the Team

27

Team-High Tackles for Loss since 2017
(Terrell Suggs is 2nd w/ 24)

WILLIAMS ANCHORS RUN “D”

2018 Pro Bowler **DT Brandon Williams** is one of the NFL’s top D-linemen, helping Baltimore regularly produce a dominant run defense. Since 2014, when Williams became a full-time starter, Baltimore has been especially stout vs. opposing ground games.

<p>RUSHING YPG ALLOWED (Since 2014)</p> <ol style="list-style-type: none"> 1. Baltimore Ravens . . . 95.1 2. Seattle Seahawks . . . 96.6 3. Carolina Panthers . . . 98.6 4. Pittsburgh Steelers . . 98.7 5. Houston Texans 99.3 	<p>RUSHING AVG. YPC ALLOWED (Since 2014)</p> <ol style="list-style-type: none"> 1. Baltimore Ravens . . . 3.84 2. Denver Broncos 3.84 3. Seattle Seahawks . . . 3.86 4. Houston Texans 3.91 5. New York Jets 3.96
---	---

JUDON GETS AFTER IT

MOST SACKS BY A RAVEN (Since 2017)

Rk.	Defender	Sacks	TFL	QB Hits
1.	Terrell Suggs	18	24	35
2.	Matthew Judon	15	27	38
3.	Za’Darius Smith	12	13	41

3 – Sacks by OLB **Matthew Judon** in a span of three plays in Week 12 vs. Oakland. He is the second player since 1982 (when the stat began being tracked) with a sack on three-straight opponent offensive plays (Indy’s Brad Scioli vs. Houston in 2002).



LAMAR JACKSON & GUS EDWARDS NOTES

JACKSON'S STARTING DEBUT

QB Lamar Jackson made his first-career start in Week 11 vs. Cincy, boosting the Ravens to a 24-21 victory. Here are several notable feats by the first-round draft pick (32nd overall) from the game:

- Jackson completed 13 of 19 passes for 150 yards and 1 INT, adding 119 rushing yards on 26 carries.
- It marked the first time in NFL history that a team had a rookie QB and RB (**Gus Edwards**, 115) each surpass 100 rushing yards.
- Jackson's 119 rushing yards are the third most by a rookie QB since the 1970 AFL-NFL merger, with only **QB Robert Griffin III** (138 on 10/14/12 with Washington) and Josh Allen (135 on 12/2/18 for Buffalo) having more.
- The 119 stand as the most rushing yards by a QB in a starting debut, while his 26 attempts are the most by a QB in the modern NFL era.

8 JACKSON

ROOKIE
6-2, 212
QUARTERBACK



ROOKIE QB WINS

ROOKIE QBs WITH AT LEAST 6 WINS IN FIRST 7 STARTS

(Since 1970 Merger)

Year	Quarterback	Rec.
2004	B. Roethlisberger	7-0
2018	Lamar Jackson	6-1
2016	Dak Prescott	6-1

- ✓ In the Wild Card playoff vs. LAC, Jackson (at 21, just 1 day before his 22nd B-day) became the youngest QB to start a game in NFL postseason history.

ACTION JACKSON

Rookie **QB Lamar Jackson** rushed for 695 yards in 2018, the most among all NFL quarterbacks. In his last seven games alone (all starts with a 6-1 record), Jackson posted 556 rushing yards, which ranked as the NFL's seventh-most overall from Weeks 11-17.

MOST RUSHING YARDS / QUARTERBACKS / 2018 SEASON

Rk.	Quarterback	Att.	Yards	Avg.	LG	TDs
1.	Lamar Jackson (Bal.)	147	695	4.73	39	5
2.	Josh Allen (Buf.)	89	631	7.09	45	8
3.	Deshaun Watson (Hou.)	99	551	5.57	34	5

Rushing Quick Hit:

- **QB Lamar Jackson's** 695 rushing yards rank 11th most by a QB in NFL single-season history and stand third by a *rookie* QB, only behind Robert Griffin III (815 in 2012) and Cam Newton (706 in 2011).

Boasting the NFL's No. 2 ground attack (152.6 ypg) in 2018, the Ravens racked up the most total net yards (5,999) and second-most rushing yards (2,441) in single-season franchise history.

NOSE FOR THE END ZONE

QB Lamar Jackson has produced 5 of the Ravens' 19 rushing TDs in 2018, which ranked as the NFL's third most.

RUSHING TOUCHDOWNS (NFL QBs / 2018 Season)

1.	Josh Allen (Buf.)	8
2.	Dak Prescott (Dal.)	6
3.	Lamar Jackson (Bal.)	5
	Deshaun Watson (Hou.)	5
5.	Drew Brees (NO)	4
	Cam Newton (Car.)	4

TEAM RUSHING TOUCHDOWNS (2018 Season)

Rk.	Team	TDs
1.	New Orleans Saints	26
2.	Los Angeles Rams	23
3.	Baltimore Ravens	19
4.	Denver Broncos	18
	New England Patriots	18

ROOKIE RUNNERS

NFL ROOKIE RUSHING YARDS (2018 Season)

Rk.	RoOKIE	Yards
1.	Saquon Barkley (NYG)	1,307
2.	Phillip Lindsay (Den.)	1,037
3.	Nick Chubb (Cle.)	996
4.	Sony Michel (NE)	931
5.	Gus Edwards (Bal.)	718



35 EDWARDS

ROOKIE
6-1, 238
RUNNING BACK

'GUS THE BUS' KEEPS ROLLING

In 2018, from Weeks 11-17, Baltimore racked up an NFL-best 1,607 rushing yards. Much of that can be attributed to rookie **RB Gus Edwards** and rookie **QB Lamar Jackson**, who each ranked in the NFL's Top 7 rushing leaders during this span.

MOST RUSHING YARDS / WEEKS 11-17 / FINAL SEVEN GAMES

Rk.	Player	Att.	Yards	Avg.	LG	TDs
1.	Saquon Barkley (NYG)	130	721	5.55	78t	6
2.	Derrick Henry (Ten.)	114	701	6.15	99t	8
3.	Gus Edwards (Bal.)	122	654	5.36	43	2
	Chris Carson (Sea.)	136	654	4.81	61	7
5.	Ezekiel Elliott (Dal.)	136	603	4.43	24	2
6.	Joe Mixon (Cin.)	121	598	4.94	51	4
7.	Lamar Jackson (Bal.)	119	556	4.67	39	4



Rush for Negative Yardage on 137 Carries in 2018 (Fewest Among NFL RBs)



Rushing Yards Weeks 11-17 (Third, Tied, in NFL)



Rushing Yards Overall (Ravens Team High)

RAVE REVIEWS FOR ROOKIE RB

In 2018's Week 12 win vs. Oakland, rookie **RB Gus Edwards** rushed for over 100 yards for the second-straight game, finishing with 118 on 23 carries (5.1 average). With that performance...

- Edwards became the second rookie in Ravens history with back-to-back 100-yard games (Jamal Lewis, 2000, Weeks 12-13).
- Edwards became the sixth undrafted rookie in the NFL's common draft era to produce 100-plus rushing yards in consecutive games. He joined Branden Oliver (2014), LeGarrette Blount (2010), Dominic Rhodes (2001), Fred Lane (1997) and Clark Gaines (1976) in accomplishing the feat.



JOE FLACCO NOTES



RAVENS ALL-TIME PASSING LEADER

5 FLACCO

11 SEASONS

SUPER BOWL
XLVII MVP

6-6, 245
QUARTERBACK

QB Joe Flacco is the Ravens' all-time leading passer in every major category. Flacco, who led Baltimore to a Super Bowl XLVII victory in 2012 (earning MVP honors), completed 232 of 379 passes (61.2%) for 2,465 yards, 12 TDs and 6 INTs in 2018.

RAVENS CAREER PASSING LEADERS

Rk.	Player	G	Att	Cmp	Pct	Yards	TDs	INTs	Rate
1.	Joe Flacco	163	5,670	3,499	61.7	38,245	212	136	84.1
2.	Kyle Boller	53	1,311	746	56.9	7,846	45	44	71.9
3.	V. Testaverde	29	1,019	596	58.5	7,148	51	34	82.8

PLAYOFF PERFECTION

Super Bowl XLVII MVP QB Joe Flacco was masterful during the Ravens' 2012 playoff run, completing 73 of 126 passes for 1,140 yards, 11 TDs and 0 INTs to produce a 117.2 passer rating. Flacco joined Hall of Fame QB Joe Montana (1989) as the only players to produce 11 TDs and 0 INTs during an NFL postseason.

JOE FLACCO STATISTICS / 2012 PLAYOFFS

Game (Opp./Rd.)	Cmp-Att	Pct.	Yards	TDs	INTs	Rate
1/06/13 vs. Ind. (WC)	12-23	52.2	282	2	0	125.6
1/12/13 at Den. (Div.)	18-34	52.9	331	3	0	116.2
1/20/13 at NE (AFC)	21-36	58.3	240	3	0	106.3
2/03/13 at SF (SB)	22-33	66.6	287	3	0	124.2
Totals (Record: 4-0)	73-126	57.9	1,140	11	0	117.2

FLACCO POSTSEASON QUICK HITS

- ✓ Flacco, Joe Montana (1989) and Kurt Warner (2008) are the only QBs in NFL history to throw 11 TDs in a single postseason. Neither Flacco nor Montana threw an INT.
- ✓ In the Ravens' 10 playoff games from 2010-14, Flacco was 196-of-327 for 2,563 yards, 24 TDs and 4 INTs (104.1 rating). He led the Ravens to a 7-3 record in these contests.
- ✓ In Baltimore's six playoff games from 2012-14, (5-1 record), Flacco threw 17 TDs and 2 INTs. Completing 119 of 200 passes for 1,691 yards, he tallied a 111.1 QB rating.
- ✓ Flacco has thrown at least 2 TDs in eight-straight playoff games, marking the longest streak in NFL postseason history.

QUARTERBACK WINS

MOST TOTAL WINS BY QBs (Includes Playoffs / Since 2008)

Rk.	Player	Record
1.	Tom Brady	137-43
2.	Drew Brees	115-70
3.	Ben Roethlisberger	113-59-1
4.	Aaron Rodgers	109-64-1
5.	Joe Flacco	106-72
	Matt Ryan	106-78

MOST REGULAR SEASON WINS BY QBs (First SEVEN Seasons / NFL History)

Rk.	Player	Wins
1.	Russell Wilson (2012-18)	75
2.	Joe Flacco (2008-14)	72
3.	Tom Brady (2000-06)	70

MOST REGULAR SEASON WINS BY QBs (First EIGHT Seasons / NFL History)

Rk.	Player	Wins
1.	Tom Brady (2000-07)	86
2.	Ben Roethlisberger (2004-11)	80
	Peyton Manning (1998-2005)	80
4.	Jim Kelly (1986-93)	76
5.	Joe Flacco (2008-15)	75

MOST REGULAR SEASON WINS BY QBs (First NINE Seasons / NFL History)

Rk.	Player	Wins
1.	Peyton Manning (1998-2006)	92
2.	Tom Brady (2000-08)	87
	Ben Roethlisberger (2004-12)	87
4.	Matt Ryan (2008-16)	85
5.	Joe Flacco (2008-16)	83
	Jim Kelly (1986-94)	83

QB PLAYOFF VICTORIES

PLAYOFF WINS (ACTIVE QBs / SINCE 2008)

1.	Tom Brady	16
2.	Joe Flacco	10
3.	Aaron Rodgers	9
4.	Ben Roethlisberger	8
	Russell Wilson	8

ROAD PLAYOFF WINS (BY QBs / NFL HISTORY)

1.	Joe Flacco	7
2.	E. Manning, A. Rodgers	5
	B. Roethlisberger	5
5.	Brady, Dawson, Delhomme	4
	Sanchez, Staubach	4

QB/HC DUOS

MOST REGULAR SEASON STARTS BY A QUARTERBACK / ENTIRE CAREER WITH SAME HEAD COACH (NFL History)

Rk.	Quarterback/Head Coach (Years)	Starts
1.	Tom Brady/Bill Belichick (2001-present)	267
2.	Joe Flacco/John Harbaugh (2008-present)	163
3.	Terry Bradshaw/Chuck Knoll (1970-83)	158

FLACCO AT HOME

13-1

Touchdowns to interceptions ratio for QB Joe Flacco in his last nine home games. He has a 93.1 rating, completing 63.8% of his passes and averaging 216.6 yards per game.

90.5

Career passer rating for QB Joe Flacco in 81 career home games (60-21), averaging 240 passing yards per contest, with 116 TDs and 52 INTs, and producing 7.15 yards per attempt.



JOE FLACCO NOTES

JOE'S RAVENS PASSING RECORDS

300-YARD PASSING GAMES (Ravens Single Seasons)

Rk.	Player (Year)	Games
1.	Joe Flacco (2015)	5
	Joe Flacco (2014)	5
	Joe Flacco (2012)	5
	Vinny Testaverde (1996)	5
5.	Joe Flacco (2016, 2011)	4

300-YARD PASSING GAMES (Ravens Career History)

Rk.	Player (Year)	Games
1.	Joe Flacco (2008-18)	32
2.	Vinny Testaverde (1996-97)	8
3.	Steve McNair (2006-07)	2
	Jeff Blake (2002)	2
	Eric Zeier (1996-98)	2

MOST PASSES WITHOUT AN INT (Ravens History)

Rk.	Player (Year)	Passes
1.	Joe Flacco (2016)	176
2.	Eric Zeier (1997-98)	175
3.	Steve McNair (2006)	162
4.	Joe Flacco (2010)	137
5.	Joe Flacco (2014, 2012)	126

MORE RAVENS RECORDS

RAVENS SINGLE-GAME PASSING YARDS

Yards	Player	(Opp./Date)
429	Vinny Testaverde	vs. STL, 10/27/96
389	Joe Flacco	at STL, 9/25/11
385	Joe Flacco	at Min., 10/18/09
384	Joe Flacco	at Oak., 9/20/15
382	Joe Flacco	vs. NE, 9/23/12

RAVENS SINGLE-SEASON PASSING YARDS

Rk.	Player (Year)	Cmp-Att	Pct.	Yards	TD	INT	Rate
1.	Joe Flacco ('16)	436-672	64.9	4,317	20	15	83.5
2.	V. Testaverde ('96)	325-549	59.2	4,177	33	19	88.7
3.	Joe Flacco ('14)	344-554	62.0	3,986	27	12	91.0
4.	Joe Flacco ('13)	362-614	59.0	3,912	19	22	73.1
5.	Joe Flacco ('12)	317-531	59.7	3,817	22	10	87.7

QUARTERBACK IRONMEN

MOST CONSECUTIVE STARTS / QUARTERBACKS / NFL HISTORY

Rk.	Player (Years)	Games
1.	Brett Favre (1992-2010)	297
2.	Eli Manning (2004-17)	210
3.	Peyton Manning (1998-2011)	208
	Philip Rivers (2006-present)	208
5.	Matt Ryan (2009-present)	147
6.	Matthew Stafford (2011-present)	128
7.	Joe Flacco (2008-15)	122

2018 PASSING YARDS

QB Joe Flacco's passing yards (2,465) in 2018 marked the second most (2,492 in 2015) he ever produced through a season's first nine games. (Flacco was out for Weeks 11-14 with a hip injury and then named the backup QB in Week 15.)

RAVENS RECORD & FLACCO...

With 300 passing yards	19-13	With at least a 100 QB rating . . .	42-6	vs. AFC North	36-25	In October	17-25
With 3-or-more TD passes	14-3	With at least a 110 QB rating . . .	23-3	vs. AFC	73-49	In November	29-13
When not throwing an INT	57-16	When not sacked	19-6	vs. NFC	23-18	In December/January	25-17
With at least 4 comps. 25+ yards . .	9-4	Playing in < 40 degree weather . .	12-8	In September	25-12	In season's final four games . .	22-14

GAME-WINNING DRIVES: 26 (24 REGULAR SEASON & 2 PLAYOFFS)

GAME-WINNING DRIVES IN FOURTH QUARTER OR OVERTIME (26 TOTAL)

Date/Opp.	Drive Length	Scoring Play	Time Left	Score
11/02/08 at Cle.	5 plays, 59 yards in 1:54	Stover 22-yard field goal	5:36	30-27
01/10/09 at Ten. (Div.)	9 plays, 51 yards in 3:30	Stover 43-yard field goal	0:53	13-10
09/13/09 vs. KC	8 plays, 74 yards in 3:15	Clayton 31-yard pass from Flacco	2:06	38-24
11/29/09 vs. Pit.	6 plays, 17 yards in 3:23	Cundiff 29-yard field goal	6:42 (OT)	20-17
09/26/10 vs. Cle.	10 plays, 69 yards in 5:41	Boldin 27-yard pass from Flacco	9:13	21-17
10/03/10 at Pit.	4 plays, 40 yards in 0:36	Houshmandzadeh 18-yard pass from Flacco	0:32	17-14
10/24/10 vs. Buf.	4 plays, 9 yards in 1:58	Cundiff 38-yard field goal	10:54 (OT)	37-34
12/19/10 vs. NO	5 plays, 66 yards in 1:31	Cundiff 32-yard field goal	10:03	27-24 (30-24 final)
10/30/11 vs. Ari.	5 plays, 37 yards in 0:52	Cundiff 25-yard field goal	0:00	30-27
11/06/11 at Pit.	13 plays, 92 yards in 2:16	T. Smith 26-yard pass from Flacco	0:08	23-20
11/24/11 vs. SF	16 plays, 76 yards in 7:34	Pitta 8-yard pass from Flacco	14:56	13-6 (16-6 final)
09/23/12 vs. NE	7 plays, 70 yards in 1:55	Tucker 27-yard field goal	0:00	31-30
11/04/12 at Cle.	9 plays, 81 yards in 4:22	T. Smith 19-yard pass from Flacco	4:26	22-15 (25-15 final)
11/25/12 at SD	12 plays, 40 yards in 3:09	Tucker 38-yard field goal	0:00	13-13
	12 plays, 69 yards in 3:49	Tucker 38-yard field goal	1:07 (OT)	16-13
01/12/13 at Den. (Div.)	3 plays, 77 yards in :38	J. Jones 70-yard pass from Flacco	0:31	35-35
	6 plays, 16 yards in 2:33	Tucker 47-yard field goal	13:18 (2OT)	38-35
10/06/13 at Mia.	7 plays, 34 yards in 2:25	Tucker 44-yard field goal	1:42	26-23
11/10/13 vs. Cin.	8 plays, 28 yards in 4:34	Tucker 46-yard field goal	5:27 (OT)	20-17
12/08/13 vs. Min.	5 plays, 80 yards in 0:41	M. Brown 9-yard pass from Flacco	0:04	29-26
12/16/13 at Det.	7 plays, 24 yards in 1:43	Tucker 61-yard field goal	0:38	18-16
09/21/14 at Cle.	6 plays, 37 yards in 1:58	Tucker 32-yard field goal	0:00	23-21
12/28/14 vs. Cle.	2 plays, 69 yards in :50	T. Smith 16-yard pass from Flacco	7:33	13-10 (20-10 final)
10/01/15 at Pit.	7 plays, 45 yards in :58	J. Tucker 42-yard field goal	0:03	20-20
	8 plays, 32 yards in 4:33	J. Tucker 52-yard field goal	5:08 (OT)	23-20
11/01/15 vs. SD	9 plays, 59 yards in 2:27	J. Tucker 39-yard field goal	0:00	29-26
11/22/15 vs. STL	5 plays, 12 yards in :54	J. Tucker 47-yard field goal	0:00	16-13
09/18/16 at Cle.	5 plays, 27 yards in 2:35	J. Tucker 49-yard field goal	11:19	22-20 (25-20 final)
09/25/16 at Jax.	8 plays, 22 yards in 1:57	J. Tucker 54-yard field goal	1:02	19-17



CRABTREE, BROWN & SNEAD IV NOTES

TOUCHDOWN TRIOS

In Week 1's 47-3 win over Buffalo, three Ravens wideouts (**John Brown**, **Michael Crabtree** & **Willie Snead IV**) each caught a touchdown. It marked just the fifth time in franchise history (and first since 2014) that such a feat was accomplished.

GAMES WITH A TD CATCH BY THREE DIFFERENT RECEIVERS (Ravens History)

- 9/9/18 vs. Buf. – Ravens 47, Bills 3
 - John Brown, Michael Crabtree, Willie Snead IV
- 10/12/14 at TB – Ravens 48, Bucs 17
 - Kamar Aiken, Michael Campanaro, Torrey Smith, Steve Smith Sr.
- 12/5/99 vs. Ten. – Ravens 41, Titans 14
 - Justin Armour, Jermaine Lewis, Patrick Johnson
- 11/1/98 vs. Jax. – Jaguars 45, Ravens 19
 - Patrick Johnson, Jermaine Lewis, Floyd Turner
- 10/27/96 vs. STL – Ravens 37, Rams 31
 - Derrick Alexander, Michael Jackson, Floyd Turner



Brown's 2018 Receiving Yards First on the Team

83 SNEAD IV
4 SEASONS
5-11, 205
WIDE RECEIVER



Snead IV's Catches in 2018 Most on the Team



13 BROWN
5 SEASONS
5-11, 178
WIDE RECEIVER

RAVENS NEW WIDEOUTS

In 2018, **WR John Brown** led Baltimore with 715 receiving yards and 5 TDs on 42 catches. His 17.0 ypc average ranked fourth best in the NFL. **WR Willie Snead IV** ranked second on the team with 651 receiving yards and 1 TD on a Ravens-high 62 catches. An impressive 37 of those earned first downs.

NFL YARDS-PER-CATCH AVERAGE / 2018 SEASON

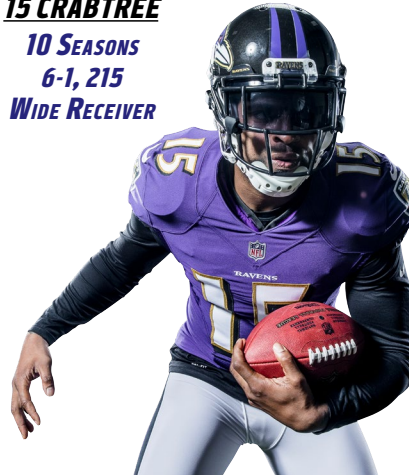
Rk.	Player	Rec.	Yards	Avg.	LG	TDs
1.	DeSean Jackson (TB)	41	774	18.9	75t	4
2.	Josh Gordon (NOR)	41	737	18.0	55t	4
3.	Mike Evans (TB)	86	1524	17.7	72t	8
4.	John Brown (Bal.)	42	715	17.0	71	5
5.	Tyreek Hill (KC)	87	1479	17.0	75t	12

2018 Quick Hit:

• John Brown, Mike Evans & Tyreek Hill were the only NFL WRs with at least 700 receiving yards, 5 TDs and a 17.0 yards-per-catch average.

15 CRABTREE

10 SEASONS
6-1, 215
WIDE RECEIVER



Receptions in 2018 Second Most on the Team (Willie Snead IV - 62)



Career Catches Seventh Most Among Active Players

SCORING THREAT

MOST NFL RECEIVING TDs / SINCE 2015

Rk.	Player (Team)	TDs
1.	Antonio Brown (Pit.)	46
2.	DeAndre Hopkins (Hou.)	39
3.	Davante Adams (GB)	36
4.	Doug Baldwin (Sea.)	34
5.	Odell Beckham Jr. (NYG)	32
6.	Brandin Cooks (LAR)	29
7.	Michael Crabtree (Bal.)	28
	Mike Evans (TB)	28
	A.J. Green (Cin.)	28



NFL Players Crabtree & Antonio Brown to record at least 8 TD catches in each season from 2015-17

KING CRAB NOTES

WR Michael Crabtree, a 10-year NFL veteran, signed with the Ravens as a free agent this past spring. In 16 games, has tallied 54 catches for 607 yards and 3 TDs. Here are several fast facts about the standout wideout:

- Crabtree has produced at least 8 receiving TDs in a season four times, including in three of the past four years (9 – 2015, 8 – 2016 & 8 – 2017).
- His 28 receiving TDs since 2015 (see chart above) tie (Mike Evans & A.J. Green) for the NFL's seventh most.
- Crabtree and Steelers WR Antonio Brown are the only NFL players to post at least 8 TD catches in each season from 2015-17.
- Crabtree has totaled at least 85 catches in a season three times, with a career-high 89 during the 2016 campaign (earned Pro Bowl alternate honors).
- He has twice surpassed 1,000 receiving yards, tallying a career-high 1,105 (on 85 receptions) in 2012.

RED ZONE & TD FAST FACTS

- ✓ *When Crabtree scores at least 1 receiving TD, his team has produced a 31-12-1 record. When he has 2 TDs, they are 6-2.*
- ✓ *Of Crabtree's 54 career receiving TDs, 28 have come in the red zone.*
- ✓ *Since 2015, 16 of Crabtree's 28 receiving TDs occurred in the red zone.*

JEFFERSON, Z. SMITH & CARR NOTES



23 JEFFERSON
6 SEASONS
5-11, 211
SAFETY

DROPPIN' FOR LOSS

Since 2015, **S Tony Jefferson** leads the NFL in tackles for loss by a DB, with 30 such stops, including 7 in his first year (2017) with the Ravens and 6 in 2018. While with Arizona in 2016, his 13 TFL led all NFL defensive backs. The 13 stops also rank as the NFL's most by a DB in a season since the stat began being tracked in 2008.

MOST TACKLES FOR LOSS / NFL DEFENSIVE BACKS / SINCE 2015

Rk.	Player	Tackles for Loss
1.	Tony Jefferson (Bal.)	30
2.	Tyrann Mathieu (Hou.)	25
3.	Malcolm Jenkins (Phi.)	23
	Reshad Jones (Mia.)	23
	Harrison Smith (Min.)	23

Tony Jefferson was one of six NFL safeties in 2018 to post at least 5 tackles for loss, 1 sack, 1 INT, 1 forced fumble and 1 fumble recovery in 2018 (Jamal Adams, Kareem Jackson, Malcolm Jenkins, Jordan Poyer & Harrison Smith).



TACKLES FOR LOSS
 Sixth (tied) Among
 NFL DBs in 2018



TACKLES FOR LOSS
 Most Among NFL
 DBs since 2015



TOTAL TACKLES
 Eighth Among NFL
 DBs since 2015



90 Z. SMITH
4 SEASONS
6-4, 272
OLB



Sacks in 2018
 Most on the Team



Quarterback Hits
 in 2018
 NFL's Eighth Most

CARR'S IMPRESSIVE STREAK

CB Brandon Carr's 176-consecutive starts rank as the NFL's longest active streak among defensive players, and it stands second overall among all NFL players.

NFL CONSECUTIVE GAMES STARTED / CURRENT STREAKS

Rk.	Player	Games
1.	QB Philip Rivers (LAC)	208
2.	CB Brandon Carr (Bal.)	176
3.	S Glover Quin (Det.)	148
4.	QB Matt Ryan (Atl.)	147
5.	Three Players	128

24 CARR
11 SEASONS
6-0, 210
CORNERBACK



2018 Passes Defensed
 (Ravens' Second Most)



Career INTs
 (6 with Ravens)

MAY "Z" FORCE BE WITH YOU

In Week 6 at Tennessee, **OLB Za'Darius Smith** had a career-high 3 sacks as part of the Ravens' 11 QB drops, setting a team record. His 3-sack performance was the first of two such games by a Raven in 2018 (**OLB Matthew Judon** on 11/25/18 vs. Oak.).

MOST SINGLE-GAME SACKS / RAVENS HISTORY

P. Boulware (1/7/02 vs. Min.) 4	T. Suggs (10/6/13 at Mia.) 3
M. McCrary (11/8/98 vs. Oak.) 4	T. Suggs (12/11/11 vs. Ind.) 3
E. Dumervil (12/7/14 at Mia.) 3.5	T. Suggs (11/24/11 vs. SF) 3
J. Sharper (11/12/01 at Ten.) 3.5	T. Suggs (9/11/11 vs. Pit.) 3
M. McCrary (12/5/99 vs. Ten.) 3.5	T. Suggs (12/4/05 vs. Hou.) 3
M. Judon (11/25/18 vs. Oak.) 3	M. McCrary (12/26/99 vs. Cin.) 3
Z. Smith (10/14/18 at Ten.) 3	M. McCrary (11/16/97 vs. Phi.) 3
E. Dumervil (11/10/13 vs. Cin.) 3	B. Thompson (11/10/96 at Jax.) 3

CARR A STEADY VETERAN

BALTIMORE INTERCEPTIONS (Since Carr's 2017 Ravens Arrival)

Rk.	Player	INTs
1.	Brandon Carr	6
	Eric Weddle	6
3.	Jimmy Smith	5
4.	Marlon Humphrey	4
5.	C.J. Mosley	3

MOST NFL PASSES DEFENSED (Since 2008)

Rk.	Player	PD
1.	Johnathan Joseph	146
2.	Brent Grimes	140
	Tramon Williams	140
4.	Brandon Carr	132
5.	Aqib Talib	123

Carr's 12 PD ranked No. 1 on the team in 2017, while he had the second most (11) in 2018.



SAM KOCH NOTES

SOARING WITH SAM

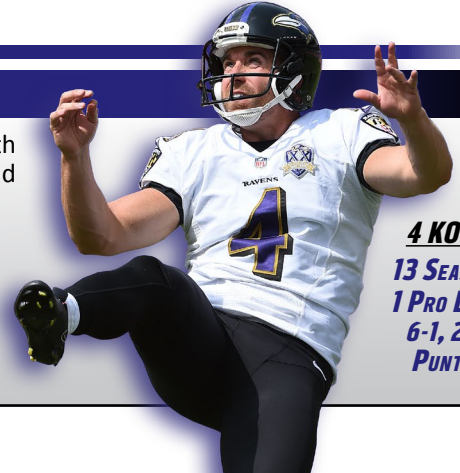
Pro Bowl P **Sam Koch** owns a 45.3 career gross average and 39.5 career net, both marks that rank first in Ravens history. In 2014, Koch posted a career-high and Ravens franchise-record 47.4-yard gross and 43.3-yard net average.

CAREER GROSS PUNTING AVG. (Ravens History)

Rk.	Player	Avg.
1.	Sam Koch	45.3
2.	Greg Montgomery	43.2
3.	Dave Zastudil	41.6

CAREER NET PUNTING AVG. (Ravens History)

Rk.	Player	Avg.
1.	Sam Koch	39.5
2.	Greg Montgomery	37.2
3.	Kyle Richardson	35.4



4 KOCH
13 SEASONS
1 PRO BOWL
6-1, 222
PUNTER

KOCH DOMINATED IN 2017

No punter in 2017 was more dominant at pinning opponents deep in their own territory than P **Sam Koch**.

PUNTS INSIDE 20

1.	Sam Koch	40
2.	Chris Jones	34
3.	Two Players	33

PUNTS INSIDE 10

1.	Sam Koch	16
2.	Marquette King	14
3.	Three Players	13

PUNTS INSIDE 5

1.	Andy Lee	6
2.	Sam Koch	5
	Three Others	5

PINNING 'EM DEEP

Dating back to 2006, when he entered the NFL, P **Sam Koch**'s 384 punts inside the 20 rank second in the NFL.

NFL PUNTS INSIDE THE 20 / SINCE 2006

Rk.	Player	In 20
1.	Dustin Colquitt (KC)	414
2.	Sam Koch (Bal.)	384
3.	Andy Lee (Ari.)	364



2018 Gross Average
(Fourth in the NFL)

"He is composed, he is resilient, and he's not easily rattled. People don't really expect it from a punter, but I definitely think Sam Koch carries that special Raven persona."

— Terrell Suggs, Ravens OLB

In 2017, Koch twice earned AFC Special Teams Player of the Week honors (Week 12 vs. Hou. & Week 15 at Cleveland). He became the first punter to win multiple POW awards in a single season since Buffalo's Brian Moorman in 2006.

SAM IN THE 20

P **Sam Koch** is the Ravens' all-time leader in punts inside the 20 (384). In 2017, he posted a franchise-record 40 boots inside the 20, which ranked as the NFL's most.

* In 2017, Koch's 40 punts inside the 20 ranked No. 1 in the NFL.

PUNTS INSIDE THE 20 (Ravens All-Time History)

Rk.	Player	In 20
1.	Sam Koch	384
2.	Kyle Richardson	128
3.	Dave Zastudil	89

PUNTS INSIDE THE 20 (Ravens Single Seasons)

Rk.	Player (Year)	In 20
1.	Sam Koch (2017)*	40
2.	Sam Koch (2010)	39
	Kyle Richardson (1999)	39

2015 PRO BOWL PUNTER



In his 10th season (2015), P **Sam Koch** was finally named to his first Pro Bowl, as the standout punter's net average (42.9) ranked No. 2 in the NFL, while his gross average (46.7) was ninth. Koch also dominated the league in 2014, producing the No. 1 net (43.3) and No. 3 gross (47.4) averages.

NOTE THE QUOTE

ESPN.com's Kevin Seifert on Sam Koch's arsenal of punts:

"Some are designed to hook toward the sideline with maximum hang time. Others use an intentionally low trajectory to aid coverage teams. He has a knuckler and one kick that drops, from the returner's perspective, roughly in the shape of the letter 'S.' He's debuted a "boomerang" punt that does just what you would imagine it might. Most, but not all, of these punts are intended to discourage a clean catch and minimize the return.

"It's not unusual for NFL punters to develop a "changeup" of sorts, but no one has ever had multiple options at the ready. ... The NFL changes every day, but there are only a few moments in each generation when it transforms. This is one of them. In plain sight, Sam Koch and the Ravens have introduced a new way to punt."

RAVENS IRONMAN

RAVENS CONSECUTIVE GAMES PLAYED / ALL-TIME STREAKS

Rk.	Player	Games	Years
1.	Sam Koch	208	2006-present
2.	Jarret Johnson	129	2003-11
3.	Joe Flacco	122	2008-15

BALTIMORE RAVENS MOST ALL-TIME GAMES PLAYED

Rk.	Player	Games	Years
1.	Terrell Suggs	229	2003-present
2.	Ray Lewis	228	1996-2012
3.	Sam Koch	208	2006-present
4.	Matt Stover	207	1996-2008
5.	Jonathan Ogden	177	1996-2007



Punts In 20
NFL's Third Most
Since 2014



Net Punt Average
NFL's Fourth Best
Since 2014



Gross Punt Average
NFL's Seventh Best
Since 2014



JUSTIN TUCKER NOTES

TUCKER THE ALL-TIME BEST

K Justin Tucker, the most accurate kicker ever, has hit 237 of 263 FGAs to post a 90.1% success mark. In 2018, he scored a franchise-record 141 points for the third-straight season, becoming the NFL's only kicker to surpass the 140 mark in each of the past three years.

BEST CAREER FIELD GOAL PERCENTAGE (NFL History / Min. 100 Att.)

Rk.	Player	FGM-FGA	Pct.
1.	Justin Tucker	237-263	90.1
2.	Robbie Gould	358-408	87.7
3.	Stephen Gostkowski	367-420	87.4
4.	Dan Bailey	207-239	86.6
5.	Mike Vanderjagt	230-266	86.5



9 TUCKER
7 SEASONS
2 PRO BOWLS
6-1, 183
KICKER

900 Points: In 2018's Week 12 win vs. Oakland, Tucker became the fastest pure kicker in league history to reach the 900-point milestone, doing so in his 107th game. Of overall players, only Gino Cappelletti (a WR/PK combo from 1960-70) did it faster (106 games).

TUCKER'S CAREER STATS

Year	1-19	20-29	30-39	40-49	50+	Total	Pct.	LG	PAT	Pts
2012	0-0	8-8	8-8	10-13	4-4	30-33	90.9	56	42-42	132
2013	0-0	10-10	12-13	10-11	6-7	38-41	92.7	61	26-26	140
2014	0-0	10-10	11-11	4-4	4-9	29-34	85.3	55	42-42	129
2015	0-0	10-10	9-9	10-11	4-10	33-40	82.5	52	29-29	128
2016	0-0	4-4	10-11*	14-14	10-10	38-39*	97.4	57	27-27	141
2017	0-0	7-7	11-11	11-12	5-7	34-37	91.9	57	39-39	141
2018	0-0	12-12	9-9	9-11	5-7	35-39	89.7	56	36-37	141
Totals	0-0	61-61	70-72	68-76	38-54	237-263	90.1	61	241-242	952

* Lone miss in 2016 was a blocked kick.

2016: PERHAPS THE BEST YEAR EVER

In 2016, All-Pro **K Justin Tucker** connected on 38 of 39 FGAs (lone miss was a block), posting the fifth-best pct. in NFL single-season history. In addition to making 35-straight FGAs at one point (tied for fifth-best streak ever), here are facts about his remarkable season, arguably the best ever by a kicker:

- ✓ Tucker's 38 FGs made ranked No. 1 in the NFL. He was also 27-of-27 on PATs. An NFL single-season record 24 of Tucker's 38 FGs made in 2016 came from 40 yards or beyond.
- ✓ Tucker's 10 FGs of 50-plus yards are a Ravens' single-season record. They tie (Blair Walsh, 2012) for the most in NFL history. (Tucker was a perfect 10-for-10 from 50 yards and out during the 2016 season.)
- ✓ Tucker's 141 points ranked second in the league only behind Atlanta's Matt Bryant (158).
- ✓ In Week 12 of 2016 vs. Cincy, Tucker became just the ninth kicker in league history to make 3 FGs of 50-plus yards in a single game (52, 57 & 54). He is also the first kicker in NFL history to make 3 FGs of 50-plus yards in the first half of a game. (These feats earned him AFC ST POW honors.)

BEST FG PERCENTAGE / NFL SINGLE-SEASON HISTORY

Rk.	Player (Team)	FGM-FGA	Pct.
1.	Gary Anderson (1998)	35-35	100.0
	Mike Vanderjagt (2003)	37-37	100.0
	Jeff Wilkins (2000)	17-17	100.0
	Tony Zendejas (1991)	17-17	100.0
5.	Justin Tucker (2016)	38-39	97.4



Field Goals Made
NFL's Most
Since 2012



Points Scored
NFL's Second
Most Since 2012



Career FG Pct.
Best Mark
in NFL History



40-Plus-Yard FGs
NFL's Most
Since 2012



50-Plus-Yard FGs
NFL's Most
Since 2012



Career Games
w/ Dual 50+ FGs Made
(Most in NFL History)

TUCKER TIDBITS

- ✓ Since PATs were moved back to the 15-yard line in 2015, Tucker (131-of-132) has produced the NFL's best PAT percentage (99.2).
- ✓ Tucker is a six-time AFC Special Teams Player of the Month, which ranks three more than legends S Ed Reed & K Matt Stover for the most POM awards in Ravens history. (Tucker has also earned eight AFC Special Teams Player of the Week honors.) "Tuck" earned his sixth POM award in Nov. 2018, going 8-for-8 on FGAs and 6-for-6 on PATs.
- ✓ Tucker's 6 FGs on 12/16/13 at Det. set a team record and a single-game NFL high in 2013. Against the Lions, he became the first NFL kicker ever to connect from the 20-, 30-, 40-, 50- & 60-yard range in a game.
- ✓ Tucker's 92.4 career FG% when kicking on grass (134-of-145) ranks as the NFL's best of all time.
- ✓ Tucker's 93.4 career FG% (114-of-122) in the second half/overtime ranks as the NFL's best second half/OT mark of all time.



JUSTIN TUCKER & ERIC WEDDLE NOTES

TUCK'S CHART TALK

MOST FIELD GOALS MADE / SINCE 2012

Rk.	Player (Team)	FGM
1.	Justin Tucker (Bal.)	237
2.	Stephen Gostkowski (NE)	226
3.	Stephen Hauschka (Buf.)	201
4.	Adam Vinatieri (Ind.)	195
5.	Matt Bryant (Atl.)	188

MOST NFL POINTS / SINCE 2012

Rk.	Player (Team)	Points
1.	Stephen Gostkowski (NE)	1,031
2.	Justin Tucker (Bal.)	952
3.	Stephen Hauschka (Buf.)	857
4.	Adam Vinatieri (Ind.)	848
5.	Two Players	837

CONSECUTIVE FIELD GOALS MADE (All-Time NFL Streaks)

Rk.	Kicker (Years)	FGs Made
1.	Adam Vinatieri (2015-16)	44
2.	Mike Vanderjagt (2002-04)	42
3.	Gary Anderson (1997-98)	40
4.	Matt Stover (2005-06)	36
5.	Justin Tucker (2015-16) Adam Vinatieri (2013-14)	35

BEST NFL FIELD GOAL PERCENTAGE (2016 Season)

Rk.	Player (Team)	FGM-FGA	Pct.
1.	Justin Tucker (Bal.)	38-39	97.4
2.	Matt Bryant (Atl.)	34-37	91.9
3.	Ryan Succop (Ten.)	22-24	91.7
4.	Stephen Hauschka (Sea.)	33-37	89.2
5.	Cairo Santos (KC)	31-35	88.6
6.	Two Players	27-31	87.1

BEST FIELD GOAL PERCENTAGE / ROOKIES (NFL History)

Rk.	Player (Year)	FGM-FGA	Pct.
1.	Michael Badgley (2018)	15-16	93.8
2.	Blair Walsh (2012)	35-38	92.1
3.	Justin Tucker (2012)	30-33	90.9
4.	Harrison Butker (2017)	38-42	90.5
5.	Jason Sanders (2018)	18-20	90.0
6.	Two Players	n/a	88.9

BEST FIELD GOAL PERCENTAGE (Ravens Single-Season History)

Rk.	Player (Year)	FGM-FGA	Pct.
1.	Justin Tucker (2016)	38-39	97.4
2.	Matt Stover (2006)	28-30	93.3
3.	Justin Tucker (2013)	38-41	92.7
4.	Justin Tucker (2017)	34-37	91.9
5.	Justin Tucker (2012)	30-33	90.9

(min. 16 att.)

TUCKER'S GAME-WINNERS

13

Career game-winning FGs by K Justin Tucker:

- 2018: Week 11 vs. Cin., 24 yards
- 2016: Week 3 at Jax., 53 yards
- 2016: Week 2 at Cle., 49 yards
- 2015: Week 11 vs. STL, 47 yards
- **2015: Week 8 vs. SD, 39 yards**
- 2015: Week 4 at Pit., 52 yards OT
- 2014: Week 3 at Cle., 32 yards
- 2013: Week 15 at Det., 61 yards
- 2013: Week 10 vs. Cin., 46 yards OT
- 2013: Week 5 at Mia., 44 yards
- *2012: Div. at Den., 47 yards 2OT*
- **2012: Week 12 at SD, 38 yards OT**
- 2012: Week 3 vs. NE, 27 yards

SIX 30s

In 2018's Week 16 win at LAC, **K Justin Tucker** became the first kicker in NFL history to produce six seasons with 30-or-more FGs made. He made 35 FGs in 2018.

MOST SEASONS W/ 30-PLUS FIELD GOALS MADE (NFL History)

Rk.	Kicker	Seasons
1.	Justin Tucker (Bal.)	6
2.	David Akers (Phi. & SF)	5
	John Carney (SD, NO & NYG)	5
	Stephen Gostkowski (NE)	5

THE SECONDARY'S SERGEANT

A six-time Pro Bowler (including three as a Raven), **S Eric Weddle's** 29-career INTs stand third among active safeties. In his first year (2016) as a Raven, he produced a team-high 4 picks (tied, C.J. Mosley) and 89 tackles. In 2017, he posted 6 INTs (including 1 "pick-6"), ranking as a team best and tying (A.J. Bouye) for third overall in the NFL.

NFL INTERCEPTIONS LEADERS / ACTIVE NFL SAFETIES

Rk.	Player (Team)	INTs	Yards	TDs
1.	Reggie Nelson (Oak.)	38	486	1
2.	Mike Adams (Car.)	30	337	2
3.	Eric Weddle (Bal.)	29	467	4
4.	Earl Thomas (Sea.)	28	417	2

32 WEDDLE
12 SEASONS
6 PRO BOWLS
5-11, 200
SAFETY



INTERCEPTIONS LEADERS / SAFETIES / SINCE 2016

Rk.	Player (Team)	INTs	Yards	TDs
1.	Kevin Byard (Ten.)	12	131	0
2.	Ha Ha Clinton-Dix (Was.)	11	105	0
	D.J. Swearinger Sr. (Was.)	11	78	0
4.	Eric Weddle (Bal.)	10	177	1
	Tre Boston (Ari.)	10	87	0
	Micah Hyde (Buf.)	10	91	0



1
Active NFL Safety
(Weddle) w/ at least
1,000 tackles, 25 INTs & 5 sacks



3
Active NFL Safeties
(Weddle, Mike Adams, Reggie Nelson)
w/ 25 INTs & 90 PD



6
Weddle Pro Bowls
Most Among Active
Safeties (tied, Earl Thomas)

Eric Weddle has earned Pro Bowl honors in three-consecutive years – all while playing for the Ravens. (He has six overall for his career.) In 2018, Weddle helped lead the Ravens' No. 1 defense, which allowed the NFL's fewest yards (292.9) per game.



RAVENS IN OUR COMMUNITY

SOCIAL JUSTICE



(Players L-R) OLB Matthew Judon, WR/RS Chris Moore, DB/LB Anthony Levine Sr., LS Morgan Cox, DT Brandon Williams and ILB C.J. Mosley

In 2018, the Baltimore Ravens and their players donated \$500,000 to various Baltimore-area organizations through the team's Social Justice Program. The multi-faceted donation made three giftings over the course of the season. The first donation of \$200,000 went to Baltimore City Public Schools towards the cost of upgrading heating and air condition (HVAC) units at Lakewood Elementary School (left). The second donation of \$100,000 went towards Job Opportunities Task Force (JOTF) to support their work, particularly Project JumpStart, a construction training program designed to assist low-wage, low-skill Baltimore City residents. The third installment went to nine different local organizations including: Baltimore City Police Department, Bridges Baltimore, Center for Urban Families, Next One Up, Outward Bound, PeacePlayers Baltimore and Sutton Scholars High School Enrichment Program.

2018 IN REVIEW



LS Morgan Cox
KaBoom! Playground Build



S Tony Jefferson
Special Olympics All-Abilities Clinic



QB Lamar Jackson
Hometown Huddle



WR/RS Chris Moore
Ronald McDonald House Visit



OLB Matthew Judon & ILB Patrick Onwuasor
Turkey Distribution



K Justin Tucker
Baltimore School for the Arts Donation



S Eric Weddle
Holiday Helpers



WR Michael Crabtree
Crab5 Foundation Coats for Kids

2018 MAN OF THE YEAR - BRANDON CARR

In 2018, the Ravens selected **CB Brandon Carr** as their nominee for the Walter Payton Man of the Year Award. Individually, and through his Carr Cares Foundation, Carr has supported many causes including children's literacy, breast cancer awareness, social justice and helping undeserved youth. Establishing the Carr Cares Foundation in 2012, Carr inspires young students to become proficient readers by providing learning tools and resources to help them reach their full potential. Children's literacy and breast cancer awareness were heavily prioritized this season by Carr. Earlier this year, Carr teamed up with EVERFI Inc. to present his *Healthier Me - Wellness Fundamentals* program to Glenmount Elementary School students. Additionally, Carr partnered with the National Breast Cancer Foundation in honor of his late mother to assemble and provide Hope Kits to women currently receiving breast cancer treatment this past October. By accepting the nomination, Carr earned \$25,000 for a charity of his choice and \$25,000 more to United Way in Baltimore to expand its Character Playbook initiative.





JOHN HARBAUGH SEASON REVIEW PRESS CONFERENCE

Opening statement: “I appreciate everybody being here – media —and also everybody in the building! Hey, thanks everybody for being here! I’m used to seeing everybody in the cafeteria. *(laughter)* Now, I get to see you in the auditorium, so I appreciate you being here.

“To start it off, as is right, I want to say this: Thanks be to God, who, in Christ, always leads us in triumphal procession. Thanks to Him also for your interest, and thanks for who you’ve been for the last 11 years, media-wise, and the people in the building. It’s just been a joy to be a Raven, and to see that continue, I guess I just can’t express enough how great I feel about it. I mentioned [my wife] Ingrid and [my daughter] Alison; I know they feel the same way. I want to mention them for their strength as women and for who they are, their support. And, my mom and dad for sweating all these games. You know how hard that is when you’re family. I think I worry more about Alison’s games, so I could only imagine how they feel with our games, especially the way the Ravens have been playing. We keep everything kind of interesting, right to the end, so especially my mom.

“But, just very grateful to stand here. It’s an honor, and it’s a privilege, to coach the Baltimore Ravens. [Owner] Steve Bisciotti is a great leader. He’s the kind of guy that ... He’s supportive, and he’s a mentor, and he works with you, but he pushes you. He challenges you, and he stretches you. So, for him, and for [his wife] Renee and for their whole family, for the support and what they’ve done to try to make the Ravens great. I think you look around the league, and I’m sure there are great people in all the organizations, but you couldn’t find a better ownership family than the Bisciottis, and just to have them in our life is just an unbelievable, unbelievable, graceful thing.

“Dick Cass – Dick, thanks. Steady leadership in the building every single day. You guys all know it, right? Dick is incredible, very smart man, very wise, and just a steady hand, I think, that enables us through all the ups and downs and the turmoil to kind of see through the fog a little bit, and it’s just been great, Dick, and we appreciate everything. Ozzie [Newsome], mentor, friend. Ozzie and I go at it every day, pretty much, and back and forth and all around, just forever grateful for his friendship and leadership. Eric DeCosta, I think, Eric, I just saw you slip in here, right? There he is. Taking the reins, man, taking the reins, and we’re excited. Eric’s energy and his passion and his ideas, it’s exciting. So, it’s a new start, yet we’ve been together, side-by-side, for 11 years. So, we have all of that behind us, and we’re standing on that. So, I’m really excited about that, and I know our coaches are, too. The scouts have been amazing. I saw all the scouts this week down at the Senior Bowl. They’re fired up, and they have a great list of guys, and they’re ready to roll and help get us better. So, it’s been a pleasure being with those guys.

“I want to mention the coaches. Strong, steadfast, immovable group of men who don’t flinch, no matter what, and I’m proud of those guys. And then, the players. It’s always about the players. It’s been a joy – I think I said it during the season – it’s been a joy to come to work every single day, because of the way the players approach things from a team perspective. No drag, nothing holding us back, nothing slowing us down. And those leaders, I can talk about Terrell [Suggs] and about Marshal [Yanda] and about Eric [Weddle] and Tony [Jefferson] – I don’t want to leave anybody out – Brandon Carr. We have amazing leaders, and I just want to thank those guys for the job they did, and for the young guys for being willing to be led and being willing to learn, because that’s how you make it in anything, especially in football.

“And, just the idea of football. I want to rejoice in that for a minute. It’s just a great sport, and you talk about ... You kind of look around and see what’s going on, but nothing like football. You have a bunch of people who come together from all walks of life – every part of the country, every economic situation, every race, every religion, everything that makes America the great country that it is – and come together for the common good, which in our case is football, and being a great football team, and building a team. I guess I just kind of think ... Man, I’ll go ahead and say it, the leaders of our country could learn a lot from football. I encourage them to do so, and I’m just proud to be a part of it.

“So, grateful, faithful and highly-motivated to get to work. So, with that, we’ll open it up to questions.”

You mentioned a new start, and you were talking about general manager & executive vice president Eric DeCosta, but you have a new contract, a new GM, a new offensive coordinator. Do you sort of feel like it is maybe a new era of Ravens football, even though, of course, it’s an extension of your 11-year tenure? (David Ginsburg) “I do. To me, that’s the nature of it. So, I understand how different people perceive it in different ways and all that kind of stuff, but it is a new era of football in every kind of way that you just mentioned, and I think those are great points. It’s also the nature of kind of what we do. I’ve said this before, but I was told, ‘In this league, three years is a career, and ten years is a lifetime.’ And, I think that’s true, because every year is a new year. You start over every year from the ground up and begin to build something new every single year, but it’s exciting with those pieces in place going forward. There’s always going to be change. There’s always going to be renewal, and we’ll be a different team than we were last year. We’ll be a different team than we’ve ever been here before, because of a lot of the changes and because of the fact, I hope, I think we grow and get better every single year anyway. But there are a lot of new pieces in place, and I’m excited about it.”



There was a period of time when the press release came out saying that you were going to be around back in December. Then came a report last week. So, a lot of time passed between now and the announcement yesterday. Was there a holdup of anything, a particular sticking point? And then, with the new contract, does your role, does your position in any way change? Do you have, perhaps, more say on the 53-man roster, or is it the same status quo as it was before? **(Jerry Coleman)** “I appreciate all those questions. As far as the second part, it’s the same, and that’s all we ever wanted. That’s all I ever wanted. I have great confidence in the way the organization is built, the way it’s been built from the beginning. This has never been an organization that’s about lines or silos or anything like that. This is an organization that works together. And, we cross paths and we talk everything out – football, scouting, medical, weight strength and conditioning, everything you can think of. We don’t get too involved in the marketing, unless you guys need something, right? *(laughter)* Because, they don’t need us. They do a great job. But, I think that’s the great thing about our organization. We wouldn’t want that to change.

“The other part of it, I don’t know what the normal timeframe is for that stuff or how it’s supposed to work. If it’s supposed to get done in a day or an hour or a week, I don’t know. But, to me, it went really smooth. Dick [Cass, team president] was a big catalyst of that. [Agent] Bryan Harlan was a big part of that, and to me, those guys just did a great job, and I really didn’t have anything to do with it. They just did a great job working out the details, and it was pretty straightforward.”

I know you can’t speak to other coaches, but why do you think you have been so comfortable just wanting to be the coach? You’ve never seemed to make that power grab. (Stan Charles) “Well, I don’t know. It’s probably because the Ravens and Ozzie [Newsome] and now Eric [DeCosta] – and Steve [Bisciotti] is the leader of that – have made that comfortable, have made it work. To me, it doesn’t matter who has what say over what. It’s never been about that here, and I think Eric will probably reinforce that on Wednesday, but it’s always just about, ‘Let’s do the best thing for our team, and let’s talk it out and hash it out.’ We rarely ever have a disagreement in the end. You always have ... You want to call them disagreements, challenges, conversations, you better have all of that. Everybody willing to say what they think, nobody afraid to express their opinion. Top to bottom and sideways, in those whole organization, people are asked what they think. That’s like a regular conversation around here: ‘What do you think?’ To me, that’s the way it should be, and that’s why it works.”

You talked about the change, there’s always change. This is the first time we’ve had a chance to talk to you since Greg Roman took over as offensive coordinator. Former offensive coordinator Marty Mornhinweg is no longer here. Can you discuss what went through that decision-making to make that change? (Bo Smolka) “I just feel like, and this is something that I’ve talked about with all the people involved, Marty was great. Greg was great about it. This was just me looking at our situation, feeling like and deciding pretty quickly that the direction we needed to go – from the way our offense was going to be built from the ground up – needed to start with the run game and build into the play-action pass, and then to the drop-back pass from there, kind of built around our quarterback and what he’s going to bring to the table going forward. That’s Lamar Jackson. So, that was the best way to organize it. I feel like, it’s a little overrated sometimes, who’s in charge and all of that. Who calls the plays is important. There’s no doubt about it. But, those guys work together, and those guys work together in a really great way, and that’s a credit to Marty, and a credit to Greg, and [quarterbacks coach] James [Urban] and [tight ends coach] Bobby [Engram], and [former running backs coach] Thomas [Hammock], and [offensive line coach] ‘Joe D’ [Joe D’Alessandris] and everybody involved in that staff. So, it’s going to continue to be a collective effort, but I felt like it needed to be centered around that part of the offense, and that’s Greg’s role. So, we decided to do it that way. I totally respect Marty’s decision, no question about it. He felt like it would work better for him and for us if he moved to the next thing. That’s just the way it went down.”

You mentioned change, but the fact that you and Eric DeCosta have worked together so long, is it a pretty seamless transition with Eric taking over as the general manager? (Todd Karpovich) “Absolutely, very seamless. How is it going to work? I’ve been asked that a lot. I go, ‘I don’t know. It’s going to work probably the same.’ I haven’t seen too much of a change yet. I feel like it’s been a collective effort all the way through, and the fact that Eric and Ozzie [Newsome], still, they work very closely together, [director of college scouting] Joe Hortiz, [director of pro personnel] Vince Newsome, [senior personnel assistant] George Kokinis, the whole staff. Those guys, I’ve always seen those guys just work well together. So, to me, it works the same way, except now Eric is in the seat. Eric is the decision-maker, and he’ll be the guy making that final call, and he’ll also be the guy that will be kind of, I think, building from the ground up in terms of all the areas that he’s responsible for that affect our football team. That’s really the only difference.”

You mentioned that you had invited former offensive coordinator Marty Mornhinweg to stay in a different defined role, whatever it might have been, passing game coordinator. Do you plan on adding an outside assistant to fill the role that you had envisioned for Marty, or are you going to keep that in-house? (Luke Jones) “We’ll see. I’m talking to a lot of ... I’m thinking about a lot of things. I think I saw Jerry Jones said he ‘doodles and noodles,’ and all that kind of stuff, right? I’m not a big doodler, but you do think a lot about it. I’m thinking about where we’re going to go, talking to coaches. We still have a coaching spot to fill. [Former wide receivers coach] Bobby Engram is going to go to tight ends, really excited about that. Bobby is a great coach and a great person, and it’s going to add to our tight end room the development of the pass game, and that’s the idea there. I think it also expands Bobby’s [role]. I think Bobby is going to be an offensive coordinator, he’s going to be a head coach in this league, without question, and there’s a guy that can build us from the inside out with the pass game there. And, we’ll add a person in the wide receiver room, probably somebody that can really help us in the passing game, too, so now, you have a lot of guys here. You have [quarterbacks coach] James [Urban]. You have [offensive coordinator] Greg



[Roman]. Greg knows the passing game. Sometimes we put people in boxes, and it's not really the right thing to do. So, he has a vision for the offense, but they all do: James, Bobby, that person we're talking about, [senior offensive assistant] Craig Ver Steeg and others that contribute to that part of it."

Does that mean that you've hired a running backs coach? You didn't mention that as one of the vacancies. (Jeff Zrebiec) "I haven't. That's a spot still. Could go outside, could stay inside with that, so it's all kind of ... We'll probably go wide receiver first, then address the running back spot. Congratulations to [former running backs coach] Thomas Hammock. Very deserving, going to be a great head coach. Very smart, very tough, very good coach."

The team announced that this was a new four-year contract. You had one year remaining on your current contract, or your previous contract. Was it something that you pushed for? Did you need to have further security beyond one year remaining? How did that work? (Mark Viviano) "No, no, it's a one-year league. I really wasn't too worried about it. That was just the way it worked out in terms of what people wanted to do, they wanted to do. I was happy to add more years, obviously. I want to be here, and I said that from the beginning, but whatever number it ends up being is what it ends up being, and that's what we kind of agreed upon, and I'm excited about it."

Was there a point during the season when you thought that a new deal could happen? (Jamison Hensley) "That could happen?" (Reporter: "Yes, when do you think the process began on the new deal?") "I figured it was going to happen ... I never thought it wasn't going to happen. But listen, I guess, to me, the answer is just trust in the Lord, lean on family. Lean on staff, lean on players, people around you. You don't worry about that stuff. It wasn't something that I was thinking about. Sure, it's on your mind. I'm not going to say you don't understand the circumstances of your own situation, but to me, again, you do the job, not keep the job, and that was the fun part of it. The other stuff, you just wait and see how it plays out and where it's going to go, and that's what we did."

Two of the people you thanked at the beginning were S Eric Weddle and G/T Marshal Yanda. Have you talked to them over the last few weeks, and would you like to have them back next year? And, is your sense that they would like to play here next year? (Childs Walker) "Yes, they're both under contract, and unless something changes along the way, they will be back. Of course, those decisions have to get made and talked about; we have talked about all of those things. But, no decisions have been made, and I don't think ... The one thing you learn about this whole 'building a roster in the National Football League' and working around the cap, is that no decision stands on its own feet. And, it's not sequential, either. It's not 'this, then this, then this.' It all happens together at once, and it's all interwoven together. So, I think that will play out over the next couple months, but I want them both back, for sure, and everybody does. Eric [DeCosta] does, Ozzie [Newsome] does. There's nobody that wouldn't want both of those players on our team, so we'll do everything we can to make that happen, and we'll see what happens."

We have not had a chance to ask you about more after looking at the tape of the Chargers game and some of the adjustments they made. They made it public that they saw stuff that wasn't recognized by the coaching staff from T Ronnie Stanley. (Jerry Coleman) "I don't think that's how they said it, but that's OK." (Reporter: "How did you see it?") "I like the way you ask questions, but I'll just say that, yes, that's always the case. I promise you that we saw plenty of tips on their offense that we used. We knew if it was run, pass, which way the run was going, what the pass protection was, which way the center was going, who the back was blocking, whether the back was releasing, splits told us what routes were going to be run. That's part of football. If you're good at what you do, that's part of football. So, Ronnie Stanley definitely gets in a pass stance in passing situations, there's no doubt about it. How often does Ronnie Stanley change it up in run downs? So, is he in a pass stance in some run downs? Is he in a run stance in some obvious passing situations? That's how the stance thing works. So, that's up to us to make sure he does a good job of trying to keep people off-balance. I think that's all good, and we had lots of tips on them, too, and that's the way football works."

Moving forward with QB Lamar Jackson as your quarterback, what would you like for him to work on during this offseason? Are you concerned that with the way he runs he is one hit away from being hurt? (David Ginsburg) "Well, every player is one play away from being hurt, and every quarterback standing in the pocket is one hit away from being hurt, too. But the fact that he gets out and runs and scrambles ... I get it; I think it's fair to consider that, but you can't live your life in fear. I think there's just as much fear on the other side that he's going to take the thing to the house if he gets out and runs, too. So, we'll live in that world as opposed to the other world. I think Lamar is just a heck of a player. He's a threat every time he touches the ball – run and pass. You certainly, as a coach, are excited to have a guy like that playing quarterback for you."

It's been widely discussed, probably outside of this building, that if you were available to any other team, you'd be scooped up immediately. Did you give thought to ever coaching elsewhere? Does it bring you any solace to know that you'd probably be highly employable elsewhere? (Mark Viviano) "Yes, everybody gives thought to those things. Did it give me solace? I don't know. I can't remember. (laughter) I'm just appreciative to be here – I mean, really. Everything else ... I get a lot of solace in the fact that I have a great family, a lot of solace in the fact this is a great place to work. We have incredible fans. I went to Chick-fil-A yesterday. I texted my dad that I was in Chick-fil-A yesterday, or was at Chick-fil-A, and he thought I had a mistype. He said he spent two hours trying to figure out who Chick was – like, 'When did he meet this guy named 'Chick-fil-A'?' Gosh Dad, you have to get out more, man. (laughter) We were in Chick-fil-A



and the people were just great! It was fun – the place was up for grabs. That’s the great thing about Baltimore. I take great solace in that, and the players and the coaches, and that’s one of the best things about being in Baltimore and being a Raven.”

I know you can only have so much contact with players. Do you know if there’s any plans for QB Lamar Jackson to work with a quarterback guru or coach? What do you know about how he’s preparing for the 2019 season? (Jeff Zrebiec) “That’s a good question. Yes, I do know what his plans are. I think he’s still formulating those, and we don’t do it – he does it. It’s his responsibility to do it, per rules, and that’s the way it should be. But, of course, we have thoughts on it and advice and whatnot. He’s going to work at it. He’s going to work at it really hard. Who he works with, or where he works, I’ll leave that to him to answer if he wants to answer. But I’m quite sure that he’ll be working at it really hard, and he already is. Throughout the course of the offseason, he’s going to throw the ball a lot. He’s going to have his receivers and throw the ball to them, he already told me that, and all those other things. He should come back, I expect him to come back a better quarterback, skill-wise, than he was when he left. He’s determined to do that.”

I saw you after the Chargers’ game making your way through the locker room with the players. It’s much more than just coaching players it seems. What is it, the bond you have with players, and why is it they get you? (Kirk McEwen) “I don’t know why they get me. I don’t get myself half the time. We just have good players and we just have ... I don’t know – it’s like a family. Half the time our team breaks the huddle, they’ll say, ‘Family.’ Sometimes they’ll say, ‘Team.’ Sometimes they’ll say, ‘Win.’ Sometimes they’ll say a lot of things – especially when [Terrell] Suggs is in the middle of the thing. But so many times they say, ‘Family,’ and to me, that’s what resonates with them. You walk together forever; it’s the beauty of this sport. It’s like none other. Maybe we get each other. We have a great group. I can’t wait to see these guys back in ... They can probably wait a little longer, but I can’t wait to see these guys back in these chairs come April 15th. I expect them all to be back, too – you can pass that on to them. We’re excited. We’ve got a great group of guys.”

We might have some news coming next week with Ed Reed and the Hall of Fame. You guys had a lot of ups, a few downs and in-betweens. Was he one of the most fascinating people you’ve ever worked with? (Childs Walker) “Yes. Ed Reed – he still is one of the most fascinating people. I think we laugh about that and joke about it, but there is no ex-player that I’m closer with right now, than we have a better bond, than Ed Reed and I. We were texting back-and-forth yesterday, and he is just a really amazing person, and a really great friend. To me, those types of things are forged through a lot of things: triumphs, trials, tribulations, adversity, joyful moments – when his son was born – all those kinds of things are the things that bring you close together. I’ll never forget the bus ride after the Super Bowl [XLVII]: He might’ve had a bottle of champagne in his hand, and he just said looking back on it, all the things that we went through together, and how he saw where it got us. That lives with you forever.”

The Ravens spent a few days with the L.A. Rams in the preseason, and they’re now going to the Super Bowl. How did that come about? Was there a pre-existing relationship there? What are your thoughts about where their journey is now taking them? (Mark Viviano) “[Rams head coach] Sean [McVay] called and he wanted to practice. I kind of knew him – we had met a number of times because he’s a Miami [University] grad, a little younger, a little later than me. I joke with him all the time; he was a wide receiver [and] I was a boundary corner. I’m quite confident that I could’ve shut him down. *(laughter)* I mean, come on. *(laughter)* Mike [Preston], what do you think of the matchup? You know? But he knows that, and he might’ve disagreed with me in the summer a little bit. We should’ve lined up in a one-on-one drill. He’s got like 25 years on me, though. But congratulations to them. They’re talented. I think two things watching them play: They’re very talented, and they’re very well-coached. That’s the combination, and you can’t beat that combination. In the end, I think he’s done a great job with that team. Their staff has done a great job, [defensive coordinator] Wade [Phillips] has done a great job. They’re just really good, really well-coached, and they have a lot of good players who play really hard. You watch them play and you’re impressed. You watch them practice [and] you’re impressed. We’d like to be where they’re at right now. We’re chasing them, the Patriots and anybody else that’s in front of us right now.”

After the contract was finalized, I know you mentioned Chick-fil-A, but was there any way you celebrated at all with the new deal? (Jamison Hensley) “Chick-fil-A, my wife made a plate of brownies, and life is good. Alison scored 14 [points] in the second half, so life is great. That’s what we did. Thanks.”

You said in your statement that you were humbled by the deal. What humbled you so much? Was it the faith, the dollars, what was it? (Jerry Coleman) “Oh man, you are something else. I’ll tell you what. *(laughter)* You’re a piece of work. [Executive vice president – community & public relations] Kevin [Byrne] wrote that. So, Kevin, what was it that humbled me? *(laughter)* It was a great ... Well, I know, but he wrote it, but I OK-ed it! I put a check mark by it! It was cool! Why is it the right word? There was another word, too – humbled, and what else was in there?” *(Reporter: “I don’t know.”)* “That’s the only one you cared about – that’s the one you circled, right? I’m just humbled by life. Humbled by people, humbled by the opportunities that go. You guys don’t want to hear all this, but one thing I have learned is don’t plan too much. Yes, make goals, have objectives and make plans to be the best that you can be. Try to treat people right. You learn that. But as far as where you’re going, and how you’re going to get there, and what opportunities are going to arise, you start trying to make plans like that – forget about it. There’s a [poem] called [‘To a Mouse,’ with a line in it that reads] ‘The best-laid plans of mice and men [often go awry].’ I think there’s truth in that. Let God take that stuff over and go where he tells you to go. That’s what I’ve learned. I’m humbled by that.”



I imagine that a lot of your opponents this offseason will spend a lot of time looking at the running schemes that you guys employed to such great success this past season with QB Lamar Jackson. Do you think that all the schemes you didn't use with offensive coordinator Greg Roman are sustainable coming into next season? I know it's a constant re-invention, but do you think what you didn't run this past season will work in the season to come? (Jonas Shaffer) "Oh yes, it's all going to work. It's going to work if we call it at the right time against the right defense and build the right system around it, where we can get to the right play when we want against the right defense. They can't stop everything. If you think there's a defense that's going to line up and stop Lamar running plays and us executing really well, that's just not the case. You can't put 13 guys out there. They have to play their 11 against our 11. The Chargers deserve a lot of credit. Jerry [Coleman] asked the question in such a way that he wanted to put me on the defensive, so I'll defend us and our coaches and our guys. But by the same token, the Chargers out-played us that game and out-coached us. There's no doubt about it – I said that after the game. They deserve all the credit in the world. We need to do a better job of attacking what they did that day. What they did that day is not going to work next game. But we have to be ready for the next thing that's coming, just like they have to be ready for the next thing that's coming. That's the great thing about it. The offense that we're going to put together is going to be very diverse. It's going to include elements that weren't in there this year, that maybe we aren't there with or didn't get to or hadn't learned about yet. I do appreciate the fact that we saw something that we hadn't seen exactly that way personnel-wise. I'd like to play the game over, but you don't get to do that. We'll play it again starting next year against somebody."

I know we're a long way from the first preseason game, but are there elements in the passing game that you would like to incorporate that you didn't have this past season? (Jonas Shaffer) "Yes, absolutely. What those elements are is something that we'll build. We were meeting in here yesterday morning, and we're building the offense from the ground up. I think you should do this every year, I don't know that we all do this every year, and I don't think enough coaches do this every year. But we built the defense from the ground up last year, we're going to build special teams and we're going to build the offense from the ground up this year. That's what's kind of exciting, and we'll see what comes of it."

Are there any areas or positions that you're looking to improve on, especially coming back from the Senior Bowl? (Mike Preston) "I've read your articles, you know what they are. We have priorities. So, to list one thing or two things or whatever, I probably don't want to do that. But, we have priorities. I don't think they're that hard to figure out what they are. But, we need to get better everywhere, so we won't be turning down the opportunity to improve at every position – and that includes improving the players that we have mostly. [Jeff Zrebiec] asked about Lamar [Jackson] and his work in the offseason – I think that's an example of improving at a position where you have your player set in place. But we still have to sign a No. 2 quarterback, potentially a No. 3 quarterback. We'll be looking hard at that. Then depending on what happens with free agency and those sorts of things, we may have some holes to fill that weren't there last year. What I just don't want to do is take any steps back. I don't want to lose a bunch of guys that we have to work like crazy to replace, and just do everything we have to do to stay the same. As a coach, you want to keep taking steps forward, so hopefully we can do that."

Will your backup be similar to QB Lamar Jackson? (Mike Preston) "That's a great question. I would probably lean toward the backup being similar to Lamar. That's what I would hope we would be able to do. Obviously, 'RG3' [Robert Griffin III] is a great option there. There are others out there like that, that can do those things. So, yes."

Was there a way to quantify how much QB Lamar Jackson ended up meaning to your defense? Just by the time of possession and the length of drives that gave the defense more rest. (Stan Charles) "I'll tell you what, that's a good question. I'm sure we'll do some studies, some analytic studies and things like that. I'm not a math guy. I probably wouldn't know how to quantify that right now without help from those guys. But I would say from a football perspective, that answer is, 'Greatly.'" (Reporter: "Was it unanticipated? Was it something that you could have foreseen?") "You could foresee it in a sense that we understood when we drafted Lamar the type of football that we were going to play around him. I think we started building that into the offense from Day One. You're going to be a little more of a ball-control defense, you're going to run the ball more, you're going to look for play-action chunks, which we didn't get enough of. Next year, you're going to want big plays, which we didn't have enough of. You're going to want to simplify the defense, which is going to open up your passing game, your 3-, 5-[drop] step in the passing game. You're going to run the run-option plays that get the linebackers involved in defending the run, then throw behind them. Those are all things that you try build into the offense. I think that builds around [Lamar], result hopefully being more points and more time on the field. So, both of those things, to your point, right? That's huge for the defense. In a nutshell, that's what we'll probably be trying to do going forward."

Are there any players that need offseason surgery, or might be in jeopardy for the start of next season? (Jeff Zrebiec) "Nobody in jeopardy. Alex Lewis had a shoulder surgery, he'll be back for training camp – a labral issue. Tony Jefferson had a little arthroscopic on his ankle, he's five or six weeks. Tavon [Young] had a sports hernia corrected, Za'Darius [Smith] had a sports hernia corrected – those are four-to-six-week deals. So, nobody that is a long-term issue."

You've been one of the head coaches that have been outspoken about expanding instant replay. Did what happen at the end of the NFC Championship game further that, and do you anticipate any change to that? (Mark Viviano) "Kevin [Byrne] said you were going to ask



that. *(laughter)* That's a good question. Very good call, Kevin! *(laughter)* Yes, and yes. To me, it's a no-brainer. I'm not afraid to stand up. They may get mad at me in the league office – they usually do. We've been pushing for that, along with [New England head] coach [Bill] Belichick and [New Orleans head] coach [Sean] Payton, ironically enough, and some others for quite a while. Hey, the technology is there – let's use it. There are smart ways to do it. I'm not quite sure what's holding us back. They do a good job, so they'll figure it out."

Have you gotten a sense how QB Lamar Jackson might affect whether free agents want to come here? Do players around the league seem to want to play for a guy like Lamar? (Aaron Kasinitz) "I haven't, because we haven't talked any free agents yet. So, I don't know. I see your point, I think it's a really good point. I think a lot of players are going to want to play with a quarterback like Lamar. I'm looking forward to seeing if it helps us. I know the guys that are here do. I know the guys that are here, the guys that are pending free agents and restricted free agents and those guys, they want to stay. That's probably a big part of it."

LB C.J. Mosley is a free agent. If he were to leave, would you guys have a lot more reconstruction to do on defense than you would if he stayed? (Childs Walker) "Well, yes. You'd rather have C.J. back. There's always the give-and-take, of course. There are limitations with the money, but C.J. wants to be back and we want him back. So, I think that's a really good formula for a player coming back. I'm just not even going to entertain the possibility right now that that wouldn't happen, and just assume it's going to happen. That's where I'm at. Eric [DeCosta] is going to be up here [speaking to the media] next Wednesday. *(laughter)* You'll get a chance to ask that again."

Has there been any talks with QB Joe Flacco this offseason? Has anything changed with his status? (Jeff Zrebiec) "No. I just talked to him a little bit right after the season, and he's with his family now. So, no updates on that and I don't think there's any updates that I'm aware of."

What do you think QB Joe Flacco's value is at this age, coming off the season he's had, to a team that needs a quarterback? (Jonas Shaffer) "I think his value is high. I'm not just saying that, OK, but I do believe that. Joe can throw the football. He's a big, strong quarterback. He's moving much better than he was [in] '15, well '16 after the injury, and even '17. Joe's ready to roll. You protect Joe, you give him some weapons out there, you're going to see one of the best quarterbacks in the league. He can throw the ball. All you have to do is just put Joe next to the other guys – that's really the competition. If I'm a team out there, who's the best option for me? Joe is going to be on a lot of lists, there's no doubt. And I would just recommend him for the kind of person he is."

Closing statement: "Thanks for coming here, especially the people in the organization – love you guys. Like I said, it's a privilege and an honor. Let's roll. Let's go be great. Thank you."

2018 ALPHABETICAL ROSTER

Final

No.	Name	Pos.	Ht.	Wt.	Birthdate	Exp.	College	Hometown
37	Allen, Javorius	RB	6-0	218	8/27/91	4	Southern California	Miccosukee, FL
89	Andrews, Mark	TE	6-4	256	9/6/95	R	Oklahoma	Scottsdale, AZ
28	Averett, Anthony	CB	5-11	178	11/30/94	R	Alabama	Woodbury, NJ
49	Board, Chris	LB	6-2	229	7/23/95	R	North Dakota State	Orlando, FL
54	Bowser, Tyus	OLB	6-3	242	5/23/95	2	Houston	Tyler, TX
86	Boyle, Nick	TE	6-4	270	2/17/93	4	Delaware	Sussex, NJ
77	Bozeman, Bradley	C	6-3	317	11/24/94	R	Alabama	Roanoke, AL
78	Brown Jr., Orlando	T	6-8	345	5/2/96	R	Oklahoma	Baltimore, MD
13	Brown, John	WR	5-11	178	4/3/90	5	Pittsburg State	Homestead, FL
26	Canady, Maurice	CB	6-1	193	5/26/94	3	Virginia	Richmond, VA
24	Carr, Brandon	CB	6-0	210	5/19/86	11	Grand Valley State	Flint, MI
36	Clark, Chuck	S	6-0	205	4/19/95	2	Virginia Tech	Suffolk, VA
46	Cox, Morgan	LS	6-4	235	4/26/86	9	Tennessee	Collierville, TN
15	Crabtree, Michael	WR	6-1	215	9/14/87	10	Texas Tech	Dallas, TX
30	Dixon, Kenneth	RB	5-10	228	1/21/94	3	Louisiana Tech	Strong, AR
35	Edwards, Gus	RB	6-1	238	4/13/95	R	Rutgers	Staten Island, NY
71	Eluemunor, Jermaine	G/T	6-4	335	12/13/94	2	Texas A&M	London, England
5	Flacco, Joe	QB	6-6	245	1/16/85	11	Delaware	Audubon, NJ
3	Griffin III, Robert	QB	6-2	213	2/12/90	6	Baylor	Copperas Cove, TX
29	Humphrey, Marlon	CB	6-0	197	7/8/96	2	Alabama	Hoover, AL
81	Hurst, Hayden	TE	6-4	245	8/24/93	R	South Carolina	Jacksonville, FL
74	Hurst, James	G/T	6-5	310	12/17/91	5	North Carolina	Plainfield, IN
8	Jackson, Lamar	QB	6-2	212	1/7/97	R	Louisville	Pompano Beach, FL
23	Jefferson, Tony	S	5-11	211	1/27/92	6	Oklahoma	Chula Vista, CA
27	Jones, Cyrus	CB/RS	5-10	200	11/29/93	3	Alabama	Baltimore, MD
99	Judon, Matthew	OLB	6-3	261	8/15/92	3	Grand Valley State	West Bloomfield, MI
4	Koch, Sam	P	6-1	222	8/13/82	13	Nebraska	Seward, NE
17	Lasley, Jordan	WR/RS	6-1	213	11/13/96	R	UCLA	Compton, CA
41	Levine Sr., Anthony	DB/LB	5-11	207	3/27/87	7	Tennessee State	Abbeville, LA
72	Lewis, Alex	G/T	6-6	305	4/21/92	3	Nebraska	Tempe, AZ
88	Montgomery, TY	RB/WR	6-0	216	1/22/93	4	Stanford	Jackson, MS
10	Moore, Chris	WR/RS	6-1	200	6/16/93	3	Cincinnati	Tampa, FL
57	Mosley, C.J.	ILB	6-2	250	6/19/92	5	Alabama	Mobile, AL
48	Onwuasor, Patrick	ILB	6-0	227	8/22/92	3	Portland State	Inglewood, CA
97	Pierce, Michael	DT	6-0	340	11/6/92	3	Samford	Daphne, AL
42	Ricard, Patrick	FB/DL	6-3	311	5/27/94	2	Maine	Spencer, MA
95	Sieler, Zach	DT	6-6	290	9/7/95	R	Ferris State	Pinckney, MI
68	Skura, Matt	G/C	6-3	313	2/17/93	2	Duke	Columbus, OH
22	Smith, Jimmy	CB	6-2	210	7/26/88	8	Colorado	Colton, CA
90	Smith, Za'Darius	OLB	6-4	272	9/8/92	4	Kentucky	Greenville, AL
83	Snead IV, Willie	WR/RS	5-11	205	10/17/92	4	Ball State	Muskegon (MI)
79	Stanley, Ronnie	T	6-6	315	3/18/94	3	Notre Dame	Las Vegas, NV
55	Suggs, Terrell	OLB	6-3	265	10/11/82	16	Arizona State	Chandler, AZ
9	Tucker, Justin	K	6-1	183	11/21/89	7	Texas	Austin, TX
96	Urban, Brent	DE	6-7	300	5/5/91	5	Virginia	Mississauga, ON, CAN
32	Weddle, Eric	S	5-11	195	1/4/85	12	Utah	Alta Loma, CA
98	Williams, Brandon	DT	6-1	336	2/21/89	6	Missouri Southern St.	Kirkwood, MO
87	Williams, Maxx	TE	6-4	252	4/12/94	4	Minnesota	Waconia, MN
56	Williams, Tim	OLB	6-3	252	11/12/93	2	Alabama	Baton Rouge, LA
93	Wormley, Chris	DE	6-5	300	10/25/93	2	Michigan	Toledo, OH
73	Yanda, Marshal	G/T	6-3	305	9/15/84	12	Iowa	Anamosa, IA
40	Young, Kenny	LB	6-1	234	11/15/94	R	UCLA	Boutte, LA
25	Young, Tavon	CB	5-9	185	3/14/94	3	Temple	Oxon Hill, MD

Practice Squad

63	Amichia, Kofi	G	6-3	304	7/29/94	1	South Florida	East Point, GA
60	Crecelius, Randin	G/T	6-5	300	8/5/96	R	Portland State	Lake Stevens, WA
31	Daniel, Robertson	CB	6-1	209	10/1/91	1	Brigham Young	San Jose, CA
39	Ervin, Tyler	RB	5-10	182	10/7/93	3	San Jose State	San Bernardino, CA
45	Ezeala, Christopher (IPP)	FB	5-11	248	9/19/95	R	German Football League	Munich, Germany
84	Grant, Janarion	WR/RS	5-10	173	11/20/93	R	Rutgers	Trilby, FL
33	Jackson, Bennett	CB	6-0	192	9/16/91	2	Notre Dame	Hazlet, NJ
58	Jones, Alvin	ILB	5-10	231	12/2/94	R	UTEP	El Paso, TX
82	Keizer, Nick	TE	6-4	251	5/2/95	R	Grand Valley State	Portage, MI
70	Rodgers, Jake	T	6-6	320	9/10/91	2	Eastern Washington	Spokane, WA
14	White, Tim	WR/RS	5-10	175	7/15/94	2	Arizona State	Los Angeles, CA

Non-Football Injury List

6	Vedvik, Kaare	P/K	6-3	210	3/16/94	R	Marshall	Stavanger, Norway
---	---------------	-----	-----	-----	---------	---	----------	-------------------

Injured Reserve

34	Collins, Alex	RB	5-10	208	8/26/94	3	Arkansas	Ft. Lauderdale, FL
21	Elliott, DeShon	S	6-0	210	4/21/97	R	Texas	Dallas, TX
69	Henry, Willie	DT	6-3	291	3/20/94	3	Michigan	Cleveland, OH
38	Jean-Baptiste, Stanley	CB	6-3	216	4/12/90	3	Nebraska	Miami, FL
12	Scott, Jaleel	WR	6-5	210	2/23/95	R	New Mexico State	Rock Hill, SC
64	Senat, Greg	T	6-6	305	9/8/94	R	Wagner	Elmont, NY
47	Turner, De'Lance	RB	5-11	214	8/23/95	R	Alcorn State	McClain, MS

Physically Unable to Perform

16	Adeboyejo, Quincy	WR	6-3	200	5/26/95	1	Mississippi	Cedar Hill, TX
53	Bradley, Bam	ILB	5-11	232	6/26/94	2	Pittsburgh	Trotwood, OH
43	Hill, Jaylen	CB	5-10	175	5/26/94	2	Jacksonville State	Marietta, GA

2018 NUMERICAL ROSTER

Final

No.	Name	Pos.	Ht.	Wt.	Birthdate	Exp.	College	How Acq.	2018 Games			
									P	S	DNP	INA
3	Robert Griffin III	QB	6-2	213	2/12/90	6	Baylor	FA '18	3	0	1	12
4	Sam Koch	P	6-1	222	8/13/82	13	Nebraska	D6a '06	16	0	0	0
5	Joe Flacco	QB	6-6	245	1/16/85	11	Delaware	D1 '08	9	9	3	4
8	Lamar Jackson	QB	6-2	212	1/7/97	R	Louisville	D1b '18	16	7	0	0
9	Justin Tucker	K	6-1	183	11/21/89	7	Texas	FA '12	16	0	0	0
10	Chris Moore	WR/RS	6-1	200	6/16/93	3	Cincinnati	D4b '16	16	0	0	0
13	John Brown	WR	5-11	178	4/3/90	5	Pittsburg State	UFA (ARI) '18	16	15	0	0
15	Michael Crabtree	WR	6-1	215	9/14/87	10	Texas Tech	FA '18	16	16	0	0
17	Jordan Lasley	WR/RS	6-1	213	11/13/96	R	UCLA	D5 '18	0	0	0	16
22	Jimmy Smith	CB	6-2	210	7/26/88	8	Colorado	D1 '11	12	10	0	0
23	Tony Jefferson	S	5-11	211	1/27/92	6	Oklahoma	UFA (ARI) '17	14	14	0	2
24	Brandon Carr	CB	6-0	210	5/19/86	11	Grand Valley State	UFA (DAL) '17	16	16	0	0
25	Tavon Young	CB	5-9	185	3/14/94	3	Temple	D4a '16	15	6	0	1
26	Maurice Canady	CB	6-1	193	5/26/94	3	Virginia	D6b '16	7	0	0	2
27	Cyrus Jones	CB/RS	5-10	200	11/29/93	3	Alabama	WAV (NE) '18	11	0	0	0
28	Anthony Averett	CB	5-11	178	11/30/94	R	Alabama	D4a '18	11	0	0	5
29	Marlon Humphrey	CB	6-0	197	7/8/96	2	Alabama	D1 '17	14	8	0	2
30	Kenneth Dixon	RB	5-10	228	1/21/94	3	Louisiana Tech	D4e '16	6	0	0	0
32	Eric Weddle	S	5-11	195	1/4/85	12	Utah	UFA (SD) '16	16	16	0	0
35	Gus Edwards	RB	6-1	238	4/13/95	R	Rutgers	FA '18	11	6	0	0
36	Chuck Clark	S	6-0	205	4/19/95	2	Virginia Tech	D6 '17	16	1	0	0
37	Javorius Allen	RB	6-0	218	8/27/91	4	Southern California	D4b '15	14	0	0	2
40	Kenny Young	LB	6-1	234	11/15/94	R	UCLA	D4b '18	16	3	0	0
41	Anthony Levine Sr.	DB/LB	5-11	207	3/27/87	7	Tennessee State	FA '12	16	1	0	0
42	Patrick Ricard	FB/DL	6-3	311	5/27/94	2	Maine	FA '17	10	2	0	6
46	Morgan Cox	LS	6-4	235	4/26/86	9	Tennessee	FA '10	16	0	0	0
48	Patrick Onwuasor	ILB	6-0	227	8/22/92	3	Portland State	FA '16	16	12	0	0
49	Chris Board	LB	6-2	229	7/23/95	R	North Dakota State	FA '18	16	0	0	0
54	Tyus Bowser	OLB	6-3	242	5/23/95	2	Houston	D2 '17	15	0	0	1
55	Terrell Suggs	OLB	6-3	265	10/11/82	16	Arizona State	D1a '03	16	16	0	0
56	Tim Williams	OLB	6-3	252	11/12/93	2	Alabama	D3b '17	7	0	0	9
57	C.J. Mosley	ILB	6-2	250	6/19/92	5	Alabama	D1 '14	15	15	0	1
68	Matt Skura	G/C	6-3	313	2/17/93	2	Duke	FA '16	16	16	0	0
71	Jermaine Eluemunor	G/T	6-4	335	12/13/94	2	Texas A&M	D5 '17	9	1	0	2
72	Alex Lewis	G/T	6-6	305	4/21/92	3	Nebraska	D4c '16	10	10	0	6
73	Marshal Yanda	G/T	6-3	305	9/15/84	12	Iowa	D3b '07	16	16	0	0
74	James Hurst	G/T	6-5	310	12/17/91	5	North Carolina	FA '14	10	10	0	6
77	Bradley Bozeman	C	6-5	317	11/24/94	R	Alabama	D6c '18	14	1	2	0
78	Orlando Brown Jr.	T	6-8	345	5/2/96	R	Oklahoma	D3a '18	16	10	0	0
79	Ronnie Stanley	T	6-6	315	3/18/94	3	Notre Dame	D1 '16	15	15	0	1
81	Hayden Hurst	TE	6-4	245	8/24/93	R	South Carolina	D1a '18	12	0	0	4
83	Willie Snead IV	WR/RS	5-11	205	10/17/92	4	Ball State	RFA (NO) '18	16	10	0	0
86	Nick Boyle	TE	6-4	270	2/17/93	4	Delaware	D5a '15	16	13	0	0
87	Maxx Williams	TE	6-4	252	4/12/94	4	Minnesota	D2 '15	13	6	0	3
88	Ty Montgomery	RB/WR	6-0	216	1/22/93	4	Stanford	TR (GB) '18	13	0	0	2
89	Mark Andrews	TE	6-5	256	9/6/95	R	Oklahoma	D3b '18	16	3	0	0
90	Za'Darius Smith	OLB	6-4	272	9/8/92	4	Kentucky	D4a '15	16	8	0	0
93	Chris Wormley	DE	6-5	300	10/25/93	2	Michigan	D3a '17	16	6	0	0
95	Zach Sieler	DT	6-6	290	9/7/95	R	Ferris State	D7 '18	2	0	0	14
96	Brent Urban	DE	6-7	300	5/5/91	5	Virginia	D4a '14	16	16	0	0
97	Michael Pierce	DT	6-0	340	11/6/92	3	Samford	FA '16	14	2	0	2
98	Brandon Williams	DT	6-1	336	2/21/89	6	Missouri Southern St.	D3 '13	16	16	0	0
99	Matthew Judon	OLB	6-3	261	8/15/92	3	Grand Valley State	D5 '16	16	8	0	0
Practice Squad												
14	Tim White	WR/RS	5-10	175	7/15/94	2	Arizona State	FA '17	3	0	0	0
31	Robertson Daniel	CB	6-0	209	10/1/91	1	Brigham Young	FA '18	1	0	0	0
33	Bennett Jackson	CB	6-0	192	9/16/91	2	Notre Dame	FA '18	0	0	0	0
39	Tyler Ervin	RB	5-10	182	10/7/93	3	San Jose State	FA '18	9	0	0	0
45	Christopher Ezeala (IPP)	FB	5-11	248	9/19/95	R	German Football League	IPP '18	0	0	0	0
58	Alvin Jones	ILB	5-10	231	12/2/94	R	UTEP	FA '18	0	0	0	0
60	Randin Crecelius	G/T	6-5	300	8/5/96	R	Portland State	FA '18	0	0	0	0
63	Kofi Amichia	G	6-3	304	7/29/94	1	South Florida	FA '18	0	0	0	0
70	Jake Rodgers	T	6-6	320	9/10/91	2	Eastern Washington	FA '18	0	0	0	0
82	Nick Keizer	TE	6-4	251	5/2/95	R	Grand Valley State	FA '18	0	0	0	0
84	Janarion Grant	WR/RS	5-10	173	11/20/93	R	Rutgers	FA '18	2	0	0	0
Non-Football Injury List												
6	Kaare Vedvik	P/K	6-3	210	3/16/94	R	Marshall	FA '18	0	0	0	0
Injured Reserve												
12	Jaleel Scott	WR	6-5	210	2/23/95	R	New Mexico State	D4c '18	0	0	0	0
21	DeShon Elliott	S	6-1	210	4/21/97	R	Texas	D6a '18	0	0	0	0
34	Alex Collins	RB	5-10	208	8/26/94	3	Arkansas	FA '17	10	10	0	1
38	Stanley Jean-Baptiste	CB	6-3	216	4/12/90	3	Nebraska	FA '17	0	0	0	0
47	De'Lance Turner	RB	5-11	214	8/23/95	R	Alcorn State	FA '18	4	0	0	0
64	Greg Senat	T	6-6	305	9/8/94	R	Wagner	D6b '18	0	0	0	0
69	Willie Henry	DT	6-3	291	3/20/94	3	Michigan	D4d '16	3	0	0	4
Physically Unable to Perform												
16	Quincy Adebeyejo	WR	6-3	200	5/26/95	1	Mississippi	FA '17	0	0	0	0
43	Jaylen Hill	CB	5-10	175	5/26/94	2	Jacksonville State	FA '17	0	0	0	0
53	Bam Bradley	ILB	5-11	232	6/26/94	2	Pittsburgh	FA '17	0	0	0	0



2018 POSITIONAL ROSTER

Final

QUARTERBACKS

3	Robert Griffin III	.QB
5	Joe Flacco	.QB
8	Lamar Jackson	.QB

WIDE RECEIVERS

10	Chris Moore	WR/RS
13	John Brown	WR
15	Michael Crabtree	WR
17	Jordan Lasley	WR/RS
83	Willie Snead IV.	WR/RS

RUNNING BACKS

30	Kenneth Dixon	RB
35	Gus Edwards	RB
37	Javorius Allen	RB
88	Ty Montgomery	RB/WR

TIGHT ENDS

81	Hayden Hurst	TE
86	Nick Boyle	TE
87	Maxx Williams	TE
89	Mark Andrews	TE

OFFENSIVE LINE

68	Matt Skura	G/C
71	Jermaine Eluemunor	G/T
72	Alex Lewis	G/T
73	Marshal Yanda	G/T
74	James Hurst	G/T
77	Bradley Bozeman	C
78	Orlando Brown Jr.	T
79	Ronnie Stanley	T

SPECIALISTS

4	Sam Koch	.P
9	Justin Tucker	.K
46	Morgan Cox	LS

SECONDARY

22	Jimmy Smith	CB
23	Tony Jefferson	S
24	Brandon Carr	CB
25	Tavon Young	CB
26	Maurice Canady	CB
27	Cyrus Jones	CB/RS
28	Anthony Averett	CB
29	Marlon Humphrey	CB
32	Eric Weddle	S
36	Chuck Clark	S
41	Anthony Levine Sr.	DB/LB

LINEBACKERS

40	Kenny Young	LB
48	Patrick Onwuasor	.ILB
49	Chris Board	LB
54	Tyus Bowser	OLB
55	Terrell Suggs	OLB
56	Tim Williams	OLB
57	C.J. Mosley	.ILB
90	Za'Darius Smith	OLB
99	Matthew Judon	OLB

DEFENSIVE LINE

42	Patrick Ricard	FB/DL
93	Chris Wormley	DE
95	Zach Sieler	DT
96	Brent Urban	DE
97	Michael Pierce	DT
98	Brandon Williams	DT

PRACTICE SQUAD

14	Tim White	WR/RS
31	Robertson Daniel	CB
33	Bennett Jackson	CB
39	Tyler Ervin	RB
45	Christopher Ezeala (IPP)	FB
58	Alvin Jones	.ILB
60	Randin Crecelius	G/T
63	Kofi Amichia	G
70	Jake Rodgers	.T
82	Nick Keizer	TE
84	Janarion Grant	WR/RS

INJURED RESERVE

12	Jaleel Scott	WR
21	DeShon Elliott	.S
34	Alex Collins	RB
38	Stanley Jean-Baptiste	CB
47	De'Lance Turner	RB
64	Greg Senat	.T
69	Willie Henry	DT

PHYSICALLY UNABLE TO PERFORM (PUP)

16	Quincy Adeboyejo	WR
43	Jaylen Hill	CB
53	Bam Bradley	.ILB

NON-FOOTBALL INJURY LIST

6	Kaare Vedvik	P/K
---	--------------	-----

2018 COACHING STAFF

John Harbaugh Head Coach
 Jerry Rosburg Special Teams Coord. / Assc. Head Coach
 Don Martindale Defensive Coordinator
 Marty Mornhinweg Offensive Coordinator
 Greg Roman Assistant Head Coach / Tight Ends Coach
 Richard Angulo Assistant Offensive Line Coach
 Juney Barnett Assistant Strength & Conditioning Coach
 Andy Bischoff Offensive Assistant / TEs
 Randy Brown Specialists Coach
 Joe Cullen Defensive Line Coach
 Joe D'Alessandris Offensive Line Coach

Bobby Engram Wide Receivers Coach
 Thomas Hammock Running Backs Coach
 Chris Hewitt Secondary Coach
 Chris Horton Assistant Special Teams Coach
 Sterling Lucas Quality Control - Defense
 Mike Macdonald Linebackers Coach
 Steve Saunders Head Strength & Conditioning Coach
 James Urban Quarterbacks Coach
 Craig Ver Steeg Senior Offensive Assistant
 Matt Weiss Football Strategy Coordinator / WRs
 Drew Wilkins Assistant Defensive Line / OLBs



DEPTH CHART

Updated by Ravens PR: Final 2018 Season

OFFENSE

WR	83	Willie Snead IV	10	Chris Moore		
WR	15	Michael Crabtree	<u>17</u>	<u>Jordan Lasley</u>		
WR	13	John Brown				
LT	79	Ronnie Stanley	74	James Hurst	71	Jermaine Eluemunor
LG	74	James Hurst	72	Alex Lewis	<u>77</u>	<u>Bradley Bozeman</u>
C	68	Matt Skura	72	Alex Lewis	<u>77</u>	<u>Bradley Bozeman</u>
RG	73	Marshal Yanda	74	James Hurst	<u>77</u>	<u>Bradley Bozeman</u>
RT	<u>78</u>	<u>Orlando Brown Jr.</u>	74	James Hurst	71	Jermaine Eluemunor
TE	86	Nick Boyle	<u>81</u>	<u>Hayden Hurst</u>	<u>89</u>	<u>Mark Andrews</u> 87 Maxx Williams
QB	8	<u>Lamar Jackson</u>	5	Joe Flacco	3	Robert Griffin III
RB	<u>35</u>	<u>Gus Edwards</u>	30	Kenneth Dixon	37	Javorius Allen 88 Ty Montgomery (RB/WR) 42 Patrick Ricard (FB)

DEFENSE

DT	97	Michael Pierce	42	Patrick Ricard		
NT	98	Brandon Williams	93	Chris Wormley		
DE	96	Brent Urban	<u>95</u>	<u>Zach Sieler</u>		
RUSH	55	Terrell Suggs	90	Za'Darius Smith	56	Tim Williams
MLB	57	C.J. Mosley	<u>49</u>	<u>Chris Board</u>		
WLB	48	Patrick Onwuasor	<u>40</u>	<u>Kenny Young</u>		
SAM	99	Matthew Judon	54	Tyus Bowser		
LCB	24	Brandon Carr	22	Jimmy Smith	<u>28</u>	<u>Anthony Averett</u>
SS	23	Tony Jefferson	41	Anthony Levine Sr.		
FS	32	Eric Weddle	36	Chuck Clark		
RCB	29	Marlon Humphrey	25	Tavon Young	26	Maurice Canady 27 Cyrus Jones

SPECIAL TEAMS

P	4	Sam Koch				
K	9	Justin Tucker				
H	4	Sam Koch				
LS	46	Morgan Cox				
KOR	10	Chris Moore	83	Willie Snead IV	88	Ty Montgomery <u>17</u> <u>Jordan Lasley</u>
PR	27	Cyrus Jones	83	Willie Snead IV	<u>17</u>	<u>Jordan Lasley</u>

All Rookies Underlined

PRONUNCIATIONS

PLAYERS: Quincy Adebeyejo (add-ah-BOY-joe); Javorius Allen (juh-VAR-us); Anthony Averett (AY-vrett); Maurice Canady (CAN-uh-dee); Randin Crecelius (cruh-SILL-ee-us); Jermaine Eluemunor (EE-lew-mun-or); Chris Ezeala (ee-ZAH-lah); Janarion Grant (juh-NAIR-ee-on); Stanley Jean-Baptiste (GENE bap-TEEST); Sam Koch (Cook); Anthony Levine Sr. (luh-VEEN); Patrick Onwuasor (oh-WAH-so); Greg Senat (suh-NOT); Zach Sieler (SEE-ler); Matt Skura (SKUR-uh); Za'Darius Smith (zuh-DARE-ee-us); Marshal Yanda (YAWN-da); Kaare Vedvik (CORE-ee, VED-vick); Tavon Young (TAY-von) **COACHES:** Richard Angulo (an-GOO-low); Andy Bischoff (BISH-off); Joe D'Alessandris (dell-ah-SAN-dress); Marty Mornhinweg (MORE-ning-wig); Craig Ver Steeg (ver-STEGG)



HOW THE 2018 RAVENS WERE BUILT

BY YEAR SIGNED

YEAR	PLAYER	ACQ.
2003	OLB Terrell Suggs	D1a
2006	P Sam Koch	D6a
2007	G/T Marshal Yanda	D3b
2008	QB Joe Flacco	D1
2010	LS Morgan Cox	RFA
2011	CB Jimmy Smith	D1
2012	DB/LB Anthony Levine Sr. K Justin Tucker	FA RFA
2013	DT Brandon Williams	D3
2014	OL James Hurst LB C.J. Mosley DE Brent Urban	RFA D1 D4a
2015	RB Javorius Allen TE Nick Boyle OLB Za'Darius Smith TE Maxx Williams	D4b D5a D4a D2
2016	CB Maurice Canady RB Kenneth Dixon DT Willie Henry [Injured Reserve] OLB Matthew Judon G/T Alex Lewis WR Chris Moore ILB Patrick Onwuasor DT Michael Pierce G/C Matt Skura T Ronnie Stanley S Eric Weddle CB Tavon Young	D6b D4e D4d D5 D4c D4b RFA RFA FA D1 UFA (SD) D4a
2017	WR Quincy Adeboyejo [PUP List] OLB Tyus Bowser LB Bam Bradley [PUP List] CB Brandon Carr S Chuck Clark RB Alex Collins [Injured Reserve] G/T Jermaine Eluemunor CB Jaylen Hill [PUP List] CB Marlon Humphrey CB Stanley Jean-Baptiste [Injured Reserve] S Tony Jefferson FB/DL Patrick Ricard OLB Tim Williams DE Chris Wormley	RFA D2 RFA UFA (Dal.) D6 FA D5 RFA D1 FA UFA (Ari.) RFA D3b D3a
2018	TE Mark Andrews CB Anthony Averett LB Chris Board C Bradley Bozeman WR John Brown T Orlando Brown Jr. WR Michael Crabtree RB Gus Edwards S DeShon Elliott [Injured Reserve] QB Robert Griffin III TE Hayden Hurst QB Lamar Jackson CB/RS Cyrus Jones WR Jordan Lasley RB/WR Ty Montgomery WR Jaleel Scott [Injured Reserve] T Greg Senat [Injured Reserve] DT Zach Sieler WR Willie Snead IV RB De'Lance Turner [Injured Reserve] P/K Kaare Vedvik [Non-Football Injury List] LB Kenny Young	D3b D4a RFA D6c FA D3a FA RFA D6a FA D1a D1b WAV (NE) D5 TR (GB) D4c D6b D7 Res. FA (NO) RF RFA D4b

BY DRAFT ROUND

1st ROUND (10)	TEAM	YEAR
OLB Terrell Suggs	Baltimore	2003 (10th)
QB Joe Flacco	Baltimore	2008 (18th)
WR Michael Crabtree	San Francisco	2009 (10th)
CB Jimmy Smith	Baltimore	2011 (27th)
QB Robert Griffin III	Washington	2012 (2nd)
LB C.J. Mosley	Baltimore	2014 (17th)
T Ronnie Stanley	Baltimore	2016 (6th)
CB Marlon Humphrey	Baltimore	2017 (16th)
TE Hayden Hurst	Baltimore	2018 (21st)
QB Lamar Jackson	Baltimore	2018 (32nd)
2nd ROUND (5)		
S Eric Weddle	San Diego	2007
CB Stanley Jean-Baptiste [Injured Reserve]	New Orleans	2014
TE Maxx Williams	Baltimore	2015
CB/RS Cyrus Jones	New England	2016
OLB Tyus Bowser	Baltimore	2017
3rd ROUND (8)		
G/T Marshal Yanda	Baltimore	2007
DT Brandon Williams	Baltimore	2013
WR John Brown	Arizona	2014
RB/WR Ty Montgomery	Green Bay	2015
OLB Tim Williams	Baltimore	2017
DE Chris Wormley	Baltimore	2017
TE Mark Andrews	Baltimore	2018
T Orlando Brown Jr.	Baltimore	2018
4th ROUND (11)		
DE Brent Urban	Baltimore	2014
RB Javorius Allen	Baltimore	2015
OLB Za'Darius Smith	Baltimore	2015
DT Willie Henry [Injured Reserve]	Baltimore	2016
RB Kenneth Dixon	Baltimore	2016
G/T Alex Lewis	Baltimore	2016
WR Chris Moore	Baltimore	2016
CB Tavon Young	Baltimore	2016
CB Anthony Averett	Baltimore	2018
WR Jaleel Scott [Injured Reserve]	Baltimore	2018
LB Kenny Young	Baltimore	2018
5th ROUND (6)		
CB Brandon Carr	Kansas City	2008
TE Nick Boyle	Baltimore	2015
RB Alex Collins [Injured Reserve]	Seattle	2016
OLB Matthew Judon	Baltimore	2016
G/T Jermaine Eluemunor	Baltimore	2017
WR Jordan Lasley	Baltimore	2018
6th ROUND (6)		
P Sam Koch	Baltimore	2006
CB Maurice Canady	Baltimore	2016
S Chuck Clark	Baltimore	2017
C Bradley Bozeman	Baltimore	2018
S DeShon Elliott [Injured Reserve]	Baltimore	2018
T Greg Senat [Injured Reserve]	Baltimore	2018
7th ROUND (1)		
DT Zach Sieler	Baltimore	2018
UNDRAFTED (17)		
LS Morgan Cox	Baltimore	2010
DB Anthony Levine Sr.	Green Bay	2010
K Justin Tucker	Baltimore	2012
S Tony Jefferson	Arizona	2013
OL James Hurst	Baltimore	2014
WR Willie Snead IV	Cleveland	2014
ILB Patrick Onwuasor	Baltimore	2016
DT Michael Pierce	Baltimore	2016
G/C Matt Skura	Baltimore	2016
WR Quincy Adeboyejo [PUP]	Baltimore	2017
LB Bam Bradley [PUP]	Baltimore	2017
CB Jaylen Hill [PUP]	Baltimore	2017
FB/DL Patrick Ricard	Baltimore	2017
LB Chris Board	Baltimore	2018
RB Gus Edwards	Baltimore	2018
RB De'Lance Turner [Injured Reserve]	Baltimore	2018
P/K Kaare Vedvik [Non-Football Injury List]	Baltimore	2018

2018 GAME-BY-GAME STARTERS

OFFENSE

GAME	WR	LT	LG	C	RG	RT	TE	WR	QB	RB	WR	OTHER
Sept. 9 vs. Buffalo	Crabtree	Stanley	Lewis	Skura	Yanda	J. Hurst	Boyle	J. Brown	Flacco	Collins	M. Williams (TE)	n/a
Sept. 13 at Cincinnati	Crabtree	Stanley	Lewis	Skura	Yanda	J. Hurst	Andrews	J. Brown	Flacco	Collins	Snead IV	n/a
Sept. 23 vs. Denver	Crabtree	Stanley	Lewis	Skura	Yanda	J. Hurst	Boyle	J. Brown	Flacco	Collins	M. Williams (TE)	n/a
Sept. 30 at Pittsburgh	Crabtree	Stanley	Lewis	Skura	Yanda	J. Hurst	Boyle	J. Brown	Flacco	Collins	M. Williams (TE)	n/a
Oct. 7 at Cleveland	Crabtree	Stanley	Lewis	Skura	Yanda	J. Hurst	Boyle	Snead IV	Flacco	Collins	M. Williams (TE)	n/a
Oct. 14 at Tennessee	Crabtree	Stanley	Lewis	Skura	Yanda	J. Hurst	Andrews	J. Brown	Flacco	Collins	M. Williams (TE)	n/a
Oct. 21 vs. New Orleans	Crabtree	Stanley	Bozeman	Skura	Yanda	O. Brown	Boyle	J. Brown	Flacco	Collins	Snead IV	n/a
Oct. 28 at Carolina	Crabtree	Stanley	Grasu	Skura	Yanda	O. Brown	Boyle	J. Brown	Flacco	Collins	Snead IV	n/a
Nov. 4 vs. Pittsburgh	Crabtree	Eliunor	Lewis	Skura	Yanda	O. Brown	Boyle	J. Brown	Flacco	Collins	n/a	Ricard (FB)
Nov. 18 vs. Cincinnati	Crabtree	Stanley	Lewis	Skura	Yanda	O. Brown	Boyle	J. Brown	Jackson	Collins	Andrews (TE)	n/a
Nov. 25 vs. Oakland	Crabtree	Stanley	Lewis	Skura	Yanda	O. Brown	Boyle	J. Brown	Jackson	Edwards	Snead IV	n/a
Dec. 2 at Atlanta	Crabtree	Stanley	Lewis	Skura	Yanda	O. Brown	Boyle	J. Brown	Jackson	Edwards	Snead IV	n/a
Dec. 9 at Kansas City	Crabtree	Stanley	J. Hurst	Skura	Yanda	O. Brown	Boyle	J. Brown	Jackson	Edwards	Snead IV	n/a
Dec. 16 vs. Tampa Bay	Crabtree	Stanley	J. Hurst	Skura	Yanda	O. Brown	Boyle	J. Brown	Jackson	Edwards	Snead IV	n/a
Dec. 22/23 at LAC	Crabtree	Stanley	J. Hurst	Skura	Yanda	O. Brown	M. Williams	J. Brown	Jackson	Edwards	Snead IV	n/a
Dec. 30 vs. Cleveland	Crabtree	Stanley	J. Hurst	Skura	Yanda	O. Brown	Boyle	J. Brown	Jackson	Edwards	Snead IV	n/a
Jan. 6 vs. LAC (WC)	Crabtree	Stanley	J. Hurst	Skura	Yanda	O. Brown	M. Williams	J. Brown	Jackson	Edwards	Snead IV	n/a

DEFENSE

GAME	NT	DE	DT	SAM	MIKE	WILL	RUSH	RCB	LCB	SS	FS	OTHER
Sept. 9 vs. Buffalo	B. Williams	Urban	n/a	Z. Smith	Mosley	Onwuasor	Suggs	Humphrey	Carr	Jefferson	Weddle	T. Young (DB)
Sept. 13 at Cincinnati	B. Williams	Urban	Wormley	Judon	Mosley	Onwuasor	Suggs	Humphrey	Carr	Jefferson	Weddle	n/a
Sept. 23 vs. Denver	B. Williams	Urban	Wormley	Judon	K. Young	McClellan	Suggs	Humphrey	Carr	Jefferson	Weddle	n/a
Sept. 30 at Pittsburgh	B. Williams	Urban	n/a	Z. Smith	Mosley	K. Young	Suggs	Humphrey	Carr	Jefferson	Weddle	T. Young (DB)
Oct. 7 at Cleveland	B. Williams	Urban	Wormley	Judon	Mosley	K. Young	Suggs	n/a	Carr	Jefferson	Weddle	P. Ricard (DL)
Oct. 14 at Tennessee	B. Williams	Urban	Wormley	Judon	Mosley	Onwuasor	Suggs	Humphrey	Carr	Jefferson	Weddle	n/a
Oct. 21 vs. New Orleans	B. Williams	Urban	Wormley	Judon	Mosley	n/a	Suggs	J. Smith	Carr	Jefferson	Weddle	T. Young (DB)
Oct. 28 at Carolina	B. Williams	Urban	Wormley	Judon	Mosley	Onwuasor	Suggs	J. Smith	Carr	Jefferson	Weddle	n/a
Nov. 4 vs. Pittsburgh	B. Williams	Urban	n/a	Z. Smith	Mosley	Onwuasor	Suggs	J. Smith	Carr	Jefferson	Weddle	T. Young (DB)
Nov. 18 vs. Cincinnati	B. Williams	Urban	n/a	Z. Smith	Mosley	Onwuasor	Suggs	J. Smith	Carr	Jefferson	Weddle	T. Young (DB)
Nov. 25 vs. Oakland	B. Williams	Urban	n/a	Z. Smith	Mosley	Onwuasor	Suggs	Humphrey	Carr	Jefferson	Weddle	J. Smith (CB)
Dec. 2 at Atlanta	B. Williams	Urban	n/a	Z. Smith	Mosley	Onwuasor	Suggs	J. Smith	Carr	Clark	Weddle	T. Young (DB)
Dec. 9 at Kansas City	B. Williams	Urban	n/a	Z. Smith	Mosley	Onwuasor	Suggs	Humphrey	Carr	Clark	Weddle	J. Smith (CB)
Dec. 16 vs. Tampa Bay	B. Williams	Urban	Pierce	Judon	Mosley	Onwuasor	Suggs	J. Smith	Carr	Jefferson	Weddle	n/a
Dec. 22/23 at LAC	B. Williams	Urban	Pierce	Judon	Mosley	Onwuasor	Suggs	J. Smith	Carr	Jefferson	Weddle	n/a
Dec. 30 vs. Cleveland	B. Williams	Urban	n/a	Z. Smith	Mosley	Onwuasor	Suggs	Humphrey	J. Smith	Jefferson	Weddle	Carr (CB)
Jan. 6 vs. LAC (WC)	B. Williams	Urban	n/a	Z. Smith	Mosley	Onwuasor	Suggs	Humphrey	J. Smith	Jefferson	Weddle	Carr (CB)

Bold denotes first NFL start



2018 TRANSACTIONS

- **Jan. 1:** Re-signed RB John Crockett, T Steven Moore, FB Ricky Ortiz and QB Josh Woodrum to Reserve/Future contracts
- **Jan. 2:** Re-signed CB Robertson Daniel to a Reserve/Future contract.
- **Jan. 3:** Signed **CB Bennett Jackson** to a Reserve/Future contract.
- **Jan. 11:** Re-signed CB Robert Nelson to a Reserve/Future contract.
- **Feb. 6:** Signed free agent **WR DeVier Posey**.
- **March 6:** Signed a new renegotiated deal with DE Brent Urban.
- **March 12:** Terminated the contract of vested veteran DB Lardarius Webb; Signed a new renegotiated deal with G/T James Hurst.
- **March 13:** Terminated the contract of vested veteran RB Danny Woodhead.
- **March 14:** Terminated the contract of vested veteran WR Jeremy Maclin.
- **March 15:** Signed UFA (Ari.) **WR John Brown**.
- **March 16:** Signed free agent **WR Michael Crabtree**.
- **April 11:** Signed free agent **QB Robert Griffin III**.
- **April 14:** Re-signed exclusive rights free agent RB Alex Collins.
- **April 16:** Re-signed exclusive rights free agents WR Quincy Adeboyejo, DB Stanley Jean-Baptiste, TE Vince Mayle, LB Patrick Onwuasor, G Maurquice Shakir and G/C Matt Skura.
- **April 24:** Waived (failed physical) C Brandon Kublanow and T Stephane Nembot.
- **April 26:** Signed restricted free agent (NO) **WR Willie Snead IV**.
- **May 1:** Claimed off waivers (Cle.) **DB Kai Nacua**.
- **May 2:** Waived RB John Crockett.
- **May 3:** Waived CB Robertson Daniel.
- **May 4:** Signed 15 undrafted rookie free agents: **WR Jaelon Acklin, G Randin Crecelius, RB Gus Edwards, G Justin Evans, ILB Alvin Jones, TE Nick Keizer, DE Christian LaCouture, WR Andre Levron, LB Mason McKenrick, LS Trent Sieg, C Alex Thompson, RB Mark Thompson, RB De'Lance Turner, P Kaare Vedvik and DB Darius Williams**; Waived T Steven Moore.
- **May 5:** Signed 2018 draft picks **CB Anthony Averett, C Bradley Bozeman, S DeShon Elliott, WR Jordan Lasley, WR Jaleel Scott, T Greg Senat, DE Zach Sieler and LB Kenny Young**.
- **May 7:** Waived LB Mason McKenrick and FB Ricky Ortiz; Signed rookie free agents **WR Janarion Grant** and **DE Myles Humphrey**.
- **May 14:** Signed rookie free agent **DE Da'Sean Downey** and International Practice Player **FB Christopher Ezeala**.
- **May 17:** Signed 2018 draft picks **TE Mark Andrews** and **T Orlando Brown Jr.**
- **June 1:** Waived DE Da'Sean Downey; Signed rookie free agent **LB Chris Board**.
- **June 5:** Signed 2018 first-round draft pick QB Lamar Jackson.
- **June 11:** Waived CB Robert Nelson Jr.; Signed rookie free agent **CB Jackson Porter**.
- **June 20:** Signed 2018 draft pick **TE Hayden Hurst**.
- **July 12:** Placed rookie G/C Alex Thompson on Reserve - Did Not Report.
- **July 21:** Signed free agent **G Cameron Lee**.
- **Aug. 6:** Waived (injured) WR Jaelon Acklin, who reverted to Injured Reserve; **TE Darren Waller** was reinstated by the Commissioner following suspension.
- **Aug 27:** Placed WR Jaleel Scott on Injured Reserve and re-signed DB Robertson Daniel.
- **Aug 28:** Traded LB Kamalei Correa to the Tennessee Titans for a 2019 sixth-round draft choice.
- **Aug. 31:** Waived DB Robertson Daniel, G/T Andrew Donnal, G Justin Evans, TE Nick Keizer, DE Christian LaCouture, DB Kai Nacua, CB Jackson Porter, WR DeVier Posey and LS Trent Sieg; Waived (injured) ILB Alvin Jones, who reverted to Injured Reserve; Placed S DeShon Elliott, DB Bennett Jackson, CB Stanley Jean-Baptiste and T Greg Senat on Injured Reserve; WR Quincy Adeboyejo, LB Bam Bradley and CB Jaylen Hill remained on the PUP list.
- **Sept. 1:** Waived G Randin Crecelius, DT Carl Davis, RB Gus Edwards, FB Christopher Ezeala, DE/LB Myles Humphrey, DE Bronson Kaufusi, G Cameron Lee, WR Andre Levron, TE/WR Vince Mayle, WR Breshad Perriman, G Maurquice Shakir, G Nico Siragusa, RB Mark Thompson, RB De'Lance Turner, TE Darren Waller, WR/RS Tim White and QB Josh Woodrum; Terminated the contract of vested veteran LB Albert McClellan; Placed K/P Kaare Vedvik on the Non-Football Injury list.
- **Sept. 2:** Signed G Randin Crecelius, RB Gus Edwards, DE/LB Myles Humphrey, G Nico Siragusa, RB De'Lance Turner, TE Darren Waller and WR/RS Tim White to the practice squad; Signed FB Christopher Ezeala to the practice squad as part of the NFL's International Player Pathway program.
- **Sept. 3:** Signed DB Robertson Daniel, DE Christian LaCouture and **CB Cyrus Jones** to the practice squad.
- **Sept. 4:** Waived (injury settlement) WR Jaelon Acklin.
- **Sept. 6:** Waived (injury settlements) DB Bennett Jackson and ILB Alvin Jones.
- **Sept. 12:** Placed RB Kenneth Dixon (knee) on Injured Reserve; Elevated RB De'Lance Turner from the practice squad to the 53-man roster.
- **Sept. 15:** Re-signed DB Kai Nacua to the practice squad.
- **Sept. 17:** Placed CB Maurice Canady on Injured Reserve; Re-signed LB Albert McClellan to the 53-man roster.
- **Sept. 19:** Signed **CB Makinton Dorleant** to the practice squad after CB/RS Cyrus Jones was signed by New England off the practice squad.
- **Sept. 22:** Waived G/T Jermaine Eluemunor and WR/RS Janarion Grant; Elevated CB Robertson Daniel and WR/RS Tim White from the practice squad to the 53-man roster.
- **Sept 24:** Waived CB Robertson Daniel and signed free agent **C Hroniss Grasu**.
- **Sept. 25:** Re-signed G/T Jermaine Eluemunor and WR/RS Janarion Grant to the practice squad.
- **Sept. 26:** Waived DE/LB Myles Humphrey from the practice squad and re-signed CB Robertson Daniel to the practice squad.
- **Oct. 4:** Waived DE Christian LaCouture from the practice squad and re-signed WR Andre Levron to the practice squad.
- **Oct. 7:** Waived CB Darius Williams and activated CB Jimmy Smith from the Commissioner Exempt list following his suspension.
- **Oct. 8:** Waived WR/RS Tim White; Claimed CB/RS Cyrus Jones (NE) off waivers.
- **Oct. 9:** Waived G Randin Crecelius from the practice squad and re-signed WR/RS Tim White to the practice squad.
- **Oct. 13:** Placed RB De'Lance Turner on Injured Reserve and elevated RB Gus Edwards from the practice squad to the 53-man roster.
- **Oct. 15:** Waived WR Andre Levron and DB Kai Nacua from the practice squad; Re-signed G/T Randin Crecelius, LB Alvin Jones and RB Mark Thompson to the practice squad.
- **Oct. 23:** Placed DT Willie Henry on Injured Reserve and elevated G/T Jermaine Eluemunor from the practice squad to the 53-man roster.
- **Oct. 24:** Signed **G Kofi Amichia** to the practice squad.
- **Oct. 30:** Acquired **RB/WR Ty Montgomery** from the Green Bay Packers in exchange for an undisclosed future draft pick; Terminated the contract of vested veteran LB Albert McClellan.
- **Nov. 14:** Waived CB Makinton Dorleant from the practice squad and signed **RB Tyler Ervin**.
- **Nov. 24:** Waived G/C Hroniss Grasu and activated CB Maurice Canady from Injured Reserve - Designated for Return.
- **Nov. 27:** Waived RB Mark Thompson from the practice squad and re-signed CB Bennett Jackson.
- **Nov. 28:** Re-signed TE Nick Keizer to the practice squad after TE Darren Waller was signed off the practice squad by Oakland.
- **Dec. 1:** Placed RB Alex Collins on Injured Reserve and activated RB Kenneth Dixon from Injured Reserve.
- **Dec. 12:** Signed **T Jake Rodgers** to the practice squad after G Nico Siragusa was signed by Green Bay off the practice squad.

(Bold denotes first time player has joined the Ravens.)

2018 DEFENSIVE STATISTICS

from Press Box Stats

Name	Total	Solo	Assists	Sacks	Yds.	INT	Yds.	PD	FF	FR
Mosley, C.J.	105	70	35	0.5	0.5	1	0	5	0	0
Jefferson, Tony	74	53	21	1	7	1	15	6	1	1
Weddle, Eric	68	54	14	1	9	0	0	3	0	0
Onwuasor, Patrick	54	35	19	5.5	43.5	1	33	3	2	0
Young, Kenny	47	37	10	2.5	5.5	0	0	1	1	0
Carr, Brandon	45	39	6	0	0	2	26	11	0	0
Smith, Za'Darius	45	26	19	8.5	61	0	0	2	1	0
Smith, Jimmy	45	34	11	0	0	2	4	9	0	0
Judon, Matthew	44	29	15	7	41	0	0	3	1	0
Humphrey, Marlon	37	31	6	0	0	2	0	15	1	0
Young, Tavon	36	34	2	2	7	1	0	5	0	2 [^] !
Suggs, Terrell	34	25	9	7	51	0	0	6	1	1 [*]
Williams, Brandon	34	21	13	1	8	0	0	1	0	0
Pierce, Michael	32	20	12	0	0	0	0	1	0	1
Urban, Brent	27	17	10	0.5	3.5	0	0	2	0	0
Levine Sr., Anthony	21	18	3	1	2	1	16	8	0	0
Wormley, Chris	16	13	3	1	6	0	0	5	0	0
Clark, Chuck	13	10	3	0	0	1	5	1	0	0
Williams, Tim	8	5	3	2	21	0	0	0	0	0
Bowser, Tyus	5	2	3	0.5	2	0	0	0	0	0
Ricard, Patrick	4	2	2	0	0	0	0	0	0	0
Averett, Anthony	3	3	0	0	0	0	0	2	0	0
Henry, Willie	3	2	1	1	11	0	0	0	0	0
Canady, Maurice	2	2	0	0	0	0	0	0	0	0
Jones, Cyrus	1	0	1	0	0	0	0	0	0	0
McClellan, Albert	1	1	0	0	0	0	0	0	0	0
Sieler, Zach	1	1	0	0	0	0	0	0	0	0
Team	0	0	0	1	12	0	0	0	0	0
Totals	805	584	221	43	291	12	99	89	8	5

^{*}Returned 43 yards for a TD vs. Oak. (11/25)

[^]Returned 12 yards for a TD at Atl. (12/2)

[!]Returned 62 yards for a TD at LAC (12/22)

2018 SPECIAL TEAMS TACKLES

from Press Box Stats

Name	Total	Solo	Assists	FF	FR	Blocked	
						Kicks	
Board, Chris	12	8	4	0	0	0	
Clark, Chuck	8	6	2	0	0	0	
Levine Sr., Anthony	7	5	2	0	0	0	
Bowser, Tyus	6	4	2	0	0	0	
Jones, Cyrus	6	5	1	0	0	0	
Onwuasor, Patrick	5	2	3	0	0	0	
Allen, Javorius	4	3	1	0	0	0	
Moore, Chris	4	3	1	0	0	0	
Young, Kenny	4	3	1	0	1	0	
Canady, Maurice	3	3	0	0	0	0	
Turner, De'Lance	3	2	1	0	0	0	
Williams, Maxx	3	3	0	0	0	0	
Averett, Anthony	2	2	0	0	0	0	
McClellan, Albert	2	2	0	0	0	0	
Williams, Tim	2	1	1	0	0	0	
Boyle, Nick	1	1	0	0	0	0	
Cox, Morgan	1	1	0	0	0	0	
Koch, Sam	1	1	0	0	0	0	
Montgomery, Ty	1	0	1	0	0	0	
Young, Tavon	1	1	0	0	1	0	
Totals	76	56	20	0	2	0	

2018 SINGLE-GAME BESTS

Tackles:	16 by C.J. Mosley vs. NO (10/21)
Sacks:	3 by Matthew Judon vs. Oak. (11/25) and Za'Darius Smith at Ten. (10/14)
Interceptions:	2 by Jimmy Smith vs. Cle. (12/30)
Passes Defensed:	4 by Marlon Humphrey vs. TB (12/16)
Forced Fumbles:	1 by seven different players; last by Patrick Onwuasor at LAC (12/22)
Fumble Recoveries:	1 by four different players; last by Tavon Young at LAC (12/22)
Special Teams Tackles:	2 by eight different players; last by Maxx Williams vs. Cle. (12/30)



2018 RAVENS POSTSEASON STATISTICS

WON 0, LOST 1

01/06 L 17-23 L.A. Chargers 70,432
 Balt. Opp.

TOTAL FIRST DOWNS	11	14
Rushing	4	3
Passing	7	8
Penalty	0	3
3rd Down: Made/Att	5/15	6/17
3rd Down Pct.	33.3	35.3
4th Down: Made/Att	2/2	1/1
4th Down Pct.	100.0	100.0
POSSESSION AVG.	26:20	33:40
TOTAL NET YARDS	229	243
Avg. Per Game	229.0	243.0
Total Plays	59	66
Avg. Per Play	3.9	3.7
NET YARDS RUSHING	90	89
Avg. Per Game	90.0	89.0
Total Rushes	23	33
NET YARDS PASSING	139	154
Avg. Per Game	139.0	154.0
Sacked/Yards Lost	7/55	1/6
Gross Yards	194	160
Att./Completions	29/14	32/22
Completion Pct.	48.3	68.8
Had Intercepted	1	0
PUNTS/AVERAGE	6/44.7	5/35.4
NET PUNTING AVG.	6/37.0	5/31.4
PENALTIES/YARDS	7/41	5/35
FUMBLES/BALL LOST	4/2	1/1
TOUCHDOWNS	2	1
Rushing	0	1
Passing	2	0
Returns	0	0

* SCORE BY PERIODS	Q1	Q2	Q3	Q4	OT	PTS		
TEAM	0	0	3	14	0	17		
OPPONENTS	6	6	0	11	0	23		
* SCORING	TD-Ru	Pa	Rt	K-PAT	FG	S	PTS	
Crabtree	2	0	2	0		0	12	
Tucker	0	0	0	2/2	1/2	0	5	
TEAM	2	0	2	0	2/2	1/2	0	17
OPPONENTS	1	1	0	0	0/0	5/6	0	23

2-Pt Conv: TEAM 0-0, OPPONENTS 1-1
 SACKS: Onwuasor 1, TEAM 1, OPPONENTS 7
 FUM/LOST: L. Jackson 3/1, Dixon 1/1

* PASSING	Att	Cmp	Yds	Cmp%	Yds/Att	TD	TD%	Int	Int%	Long	SK/Lost	Rating
L. Jackson	29	14	194	48.3	6.69	2	6.9	1	3.4	39	7/55	78.8
TEAM	29	14	194	48.3	6.69	2	6.9	1	3.4	39	7/55	78.8
OPPONENTS	32	22	160	68.8	5.00	0	0.0	0	0.0	28	1/6	80.2

* RUSHING	No.	Yds	Avg	Long	TD			
L. Jackson	9	54	6.0	17	0			
Edwards	8	23	2.9	5	0			
Dixon	6	13	2.2	4	0			
TEAM	23	90	3.9	17	0			
OPPONENTS	33	89	2.7	14	1			
* RECEIVING	No.	Yds	Avg	Long	TD			
Dixon	3	53	17.7	39	0			
Snead	3	50	16.7	29	0			
Andrews	3	31	10.3	13	0			
Crabtree	2	38	19.0	31t	2			
J. Brown	2	14	7.0	9	0			
M. Williams	1	8	8.0	8	0			
TEAM	14	194	13.9	39	2			
OPPONENTS	22	160	7.3	28	0			
* INTERCEPTIONS	No.	Yds	Avg	Long	TD			
TEAM	0	0	---	---	0			
OPPONENTS	1	0	0.0	0	0			
* PUNTING	No.	Yds	Avg	Net	TB	In	Lg	B
Koch	6	268	44.7	37.0	0	1	59	0
TEAM	6	268	44.7	37.0	0	1	59	0
OPPONENTS	5	177	35.4	31.4	1	0	45	0
* PUNT RETURNS	Ret	FC	Yds	Avg	Long	TD		
OPPONENTS	4	1	46	11.5	33	0		
* KICKOFF RETURNS	No.	Yds	Avg	Long	TD			
Montgomery LG	6	106	17.7	24	0			
Montgomery TM	6	106	17.7	24	0			
TEAM	6	106	17.7	24	0			
OPPONENTS	2	78	39.0	72	0			
* FIELD GOALS	1-19	20-29	30-39	40-49	50+			
Tucker	0/0	0/0	1/1	0/0	0/1			
TEAM	0/0	0/0	1/1	0/0	0/1			
OPPONENTS	0/0	1/1	1/1	2/3	1/1			

Tucker: (33G, 50N)
 TEAM: (33G, 50N)
 OPP: (21G, 53G, 40G, 34G, 41B, 47G)



2018 POSTSEASON DEFENSIVE STATISTICS

from Press Box Stats

Name	Total	Solo	Assists	Sacks	Yds.	INT	Yds.	PD	FF	FR
Mosley, C.J.	12	6	6	0	0	0	0	0	0	1
Jefferson, Tony	8	5	3	0	0	0	0	0	0	0
Onwuasor, Patrick	7	6	1	1	6	0	0	0	1	0
Smith, Jimmy	7	7	0	0	0	0	0	1	0	0
Weddle, Eric	7	7	0	0	0	0	0	0	0	0
Carr, Brandon	5	4	1	0	0	0	0	0	0	0
Judon, Matthew	4	3	1	0	0	0	0	0	0	0
Pierce, Michael	2	1	1	0	0	0	0	0	0	0
Urban, Brent	2	1	1	0	0	0	0	0	0	0
Williams, Brandon	2	1	1	0	0	0	0	0	0	0
Wormley, Chris	2	2	0	0	0	0	0	0	0	0
Young, Kenny	2	2	0	0	0	0	0	0	0	0
Board, Chris	1	1	0	0	0	0	0	0	0	0
Humphrey, Marlon	1	1	0	0	0	0	0	0	0	0
Smith, Za'Darius	1	1	0	0	0	0	0	0	0	0
Suggs, Terrell	1	1	0	0	0	0	0	0	0	0
Totals	64	49	15	1	6	0	0	1	1	1



2018 POSTSEASON SPECIAL TEAMS TACKLES

from Press Box Stats

Name	Total	Solo	Assists	FF	FR	Blocked Kicks
Moore, Chris	2	2	0	0	0	0
Averett, Anthony	1	1	0	0	0	0
Canady, Maurice	1	1	0	0	0	0
Levine Sr., Anthony	1	0	1	0	0	0
Koch, Sam	1	0	1	0	0	0
Smith, Za'Darius	0	0	0	0	0	1
Totals	6	4	2	0	0	1



2018 POSTSEASON SINGLE-GAME BESTS

- Tackles:** 12 by C.J. Mosley vs. LAC (1/6/19)
- Sacks:** 1 by Patrick Onwuasor vs. LAC (1/6/19)
- Interceptions:** n/a
- Passes Defensed:** 1 by Jimmy Smith vs. LAC (1/6/19)
- Forced Fumbles:** 1 by Patrick Onwuasor vs. LAC (1/6/19)
- Fumble Recoveries:** 1 by C.J. Mosley vs. LAC (1/6/19)
- Special Teams Tackles:** 2 by Chris Moore vs. LAC (1/6/19)

BALTIMORE RAVENS 2018 REGULAR SEASON GAME BY GAME OFFENSIVE STATISTICS

Game	Wild Card																
	9/9 vs. Buf.	9/13 at Cin.	9/23 vs. Den.	9/30 at Pit.	10/7 at Cle.	10/14 at Ten.	10/21 vs. NO	10/28 at Car.	11/4 vs. Pit.	11/18 vs. Cin.	11/25 vs. Oak.	12/2 at Atl.	12/9 at KC	12/16 vs. TB	12/22 at LAC	12/30 vs. Cle.	1/6/19 vs. LAC
Points	47	23	27	26	9	21	23	21	16	24	34	26	24	20	22	26	17
1st Qtr	14	0	10	14	3	7	0	7	3	7	3	7	0	0	3	10	0
2nd Qtr	12	14	10	0	0	7	10	0	3	6	10	3	10	10	3	10	0
3rd Qtr	14	3	7	3	3	7	7	7	7	8	7	6	7	7	10	3	3
4th Qtr	7	6	0	9	3	0	6	7	3	3	14	10	7	3	6	3	14
Overtime	0	0	0	0	0	0	0	0	0	0	0	0	0	0	0	0	0
TDs (Ru-P-Ret)	6 (3-3-0)	3 (1-2-0)	3 (2-1-0)	2 (0-2-0)	0 (0-0-0)	3 (2-1-0)	3 (1-2-0)	3 (1-2-0)	1 (1-0-0)	2 (2-0-0)	4 (1-1-2)	2 (1-0-1)	3 (1-2-0)	2 (1-1-0)	2 (0-1-1)	2 (2-0-0)	2 (0-2-0)
PATs (M/A)	5/5	2/2	3/3	2/2	0/0	3/3	2/3	3/3	1/1	1/1	4/4	2/2	3/3	2/2	1/1	2/2	2/2
2PT Convs (M/A)	0/1	0/1	0/0	0/0	0/0	0/0	0/0	0/0	0/0	1/1	0/0	0/0	0/0	0/0	0/1	0/0	0/0
FGs (M/A)	2/2	1/1	2/3	4/4	3/4	0/0	1/1	0/0	3/3	3/3	2/2	4/4	1/1	2/2	3/5	4/4	1/2
Safeties	0	0	0	0	0	0	0	0	0	0	0	0	0	0	0	0	0
First Downs	26	28	20	24	25	23	25	20	18	23	23	25	24	24	15	24	11
Rushing	11	5	5	6	10	9	6	8	5	15	13	12	10	16	6	16	4
Passing	13	20	13	17	14	13	15	11	10	7	9	9	12	7	8	6	7
Penalty	2	3	2	1	1	1	4	1	3	1	1	4	2	1	1	2	0
3rd Down Conv (M/A)	6/14	7/16	8/16	8/17	4/16	12/17	5/12	6/12	4/12	8/16	8/13	7/15	5/12	9/16	4/14	3/13	5/15
3rd Down Conv Pct	42.9%	43.8%	50%	47%	25%	71%	42%	50%	33%	50%	62%	47%	42%	56%	29%	23%	33%
4th Down Conv (M/A)	0/0	2/4	0/0	1/1	1/1	1/1	1/2	1/2	0/1	0/1	0/0	2/2	1/3	1/1	1/2	1/1	2/2
4th Down Conv Pct	0%	50%	0%	100%	100%	100%	50%	50%	0%	0%	0%	100%	33%	100%	50%	100%	100%
Total Net Yards	369	425	342	451	410	361	351	325	265	403	416	366	321	370	361	463	229
Total Off. Plays	74	81	70	74	84	72	64	64	56	75	69	77	68	74	60	73	59
Avg. Gain Per Play	5.0	5.2	4.9	6.1	4.9	5.0	5.5	5.1	4.7	5.4	6.0	4.8	4.7	5.0	6.0	6.3	3.9
Net Yards Rushing	117	66	77	96	116	123	77	101	61	267	242	207	194	242	159	296	90
Total Rushing Plays	34	22	28	30	25	35	23	18	16	53	43	49	40	49	35	47	23
Avg. Gain Per Rush	3.4	3.0	2.8	3.2	4.6	3.5	3.3	5.6	3.8	5.0	5.6	4.2	4.9	4.9	4.5	6.3	3.9
Net Yards Passing	252	359	265	355	294	238	274	224	204	136	174	159	127	128	202	167	139
Times Sacked	2	4	2	2	2	0	1	2	2	3	1	2	2	2	3	2	7
Yards Lost on Sacks	8	17	12	8	4	0	10	14	14	14	4	8	20	3	2	12	55
Gross Yards Passing	260	376	277	363	298	238	284	238	218	150	178	167	147	131	204	179	194
Pass Attempts	38	55	40	42	57	37	40	44	38	19	25	26	26	23	22	24	29
Pass Completions	26	32	25	28	29	25	24	26	24	13	14	15	13	14	12	14	14
Completion Pct	68.4%	58.2%	62.5%	66.7%	50.9%	67.6%	60.0%	59.1%	63.2%	68.4%	56.0%	57.7%	50.0%	60.9%	54.5%	58.3%	48.3%
Avg. Gain Per Pass	6.3	6.1	6.3	8.1	5.0	6.4	6.7	4.9	5.1	6.2	6.7	5.7	4.5	5.1	8.1	6.4	3.9
Interceptions	0	2	0	0	1	1	0	2	0	1	2	0	0	0	0	0	1
Fumbles / Fum. Lost	4/1	2/1	1/0	1/1	2/1	0/0	0/0	1/1	1/0	1/0	1/0	4/1	1/1	2/2	2/1	2/1	4/2
Penalties	9	7	7	7	4	10	5	9	5	5	6	9	11	8	4	10	7
Penalty Yards	78	51	52	50	41	70	54	68	25	31	45	88	112	70	40	65	41
Punts	5	3	5	4	8	4	3	3	4	4	2	3	3	3	3	4	6
Gross Punting Average	51.4	56.3	39.4	43.8	45.8	43.8	45.7	51.0	47.3	39.3	47.0	47.3	52.7	42.3	50.0	49.0	44.7
Touchbacks	0	1	0	1	1	0	0	0	1	0	0	1	0	0	0	0	0
Inside20	3	0	2	2	6	2	2	1	1	2	1	1	1	1	1	1	1
Punts Blocked	0	0	1	0	0	0	0	0	0	0	0	0	0	0	0	0	0
Net Punting Average	47.6	41.7	33.2	38.0	40.4	43.8	41.7	44.0	38.0	27.8	48.5	34.7	48.3	38.3	39.0	37.5	37.0
Punt Returns	6	1	3	1	5	4	1	1	2	2	4	1	1	1	2	0	0
Punt Return Yards	54	-2	12	4	59	50	8	23	27	14	79	4	55	0	17	0	0
Punt Return Avg.	9.0	-2.0	4.0	4.0	11.8	12.5	8.0	23.0	13.5	7.0	19.8	4.0	55.0	0.0	8.5	0.0	0.0
Fair Catches	1	3	0	4	2	2	0	0	2	3	1	3	1	1	3	3	0
Kickoff Returns	1	1	3	3	0	1	3	1	1	4	2	2	1	4	3	2	6
Kickoff Return Yards	24	32	78	57	0	20	50	39	31	67	59	36	30	92	55	37	106
Kickoff Return Avg.	24.0	32.0	26.0	19.0	0.0	20.0	16.7	39.0	31.0	16.8	29.5	18.0	30.0	23.0	18.3	18.5	17.7
Time of Possession	35:14	28:10	30:14	35:03	33:42	37:34	26:29	25:59	23:31	38:09	34:12	39:39	31:27	37:10	31:25	38:30	26:20

BALTIMORE RAVENS 2018 REGULAR SEASON GAME BY GAME DEFENSIVE STATISTICS

Game	9/9 vs. Buf.	9/13 @ Cin.	9/23 vs. Den.	9/30 @ Pit.	10/7 @ Cle.	10/14 @ Ten.	10/21 vs. NO	10/28 @ Car.	11/4 vs. Pit.	11/18 vs. Cin.	11/25 vs. Oak.	12/2 @ Atl.	12/9 @ KC	12/16 vs. TB	12/22 @ LAC	12/30 vs. Cle.	Wild Card 1/6/19 vs. LAC
Points	3	34	14	14	12	0	24	36	23	21	17	16	27	12	10	24	23
1st Qtr	0	14	14	0	0	0	0	7	7	0	7	3	7	0	0	7	6
2nd Qtr	0	14	0	14	6	0	7	17	7	7	3	7	10	9	3	0	6
3rd Qtr	3	0	0	0	3	0	0	3	6	14	7	0	0	3	7	7	0
4th Qtr	0	6	0	0	0	0	17	9	3	0	0	6	7	0	0	10	11
Overtime	0	0	0	0	3	0	0	0	0	0	0	0	3	0	0	0	0
TDs (Ru-P-Ret)	0 (0-0-0)	4 (0-4-0)	2 (2-0-0)	1 (0-1-0)	1 (0-1-0)	0 (0-0-0)	3 (1-2-0)	4 (2-2-0)	3 (1-2-0)	3 (1-2-0)	2 (1-1-0)	2 (0-1-1)	3 (1-2-0)	1 (1-0-0)	1 (1-0-0)	3 (0-3-0)	1 (1-0-0)
PATs (M/A)	0-0	4-4	2-2	0-0	0-1	0-0	3-3	3-3	2-3	3-3	2-2	1-1	3-3	0-0	1-1	3-3	0-0
2PT Convs (M/A)	0-0	0-0	0-0	1-1	0-0	0-0	0-0	0-1	0-0	0-0	0-0	0-1	0-0	0-1	0-0	0-0	1-1
FGs (M/A)	1-2	2-2	0-0	2-2	2-3	0-0	1-1	3-3	1-1	0-1	1-1	1-1	2-4	2-2	1-1	1-2	5-6
Safeties	0	0	0	0	0	0	0	0	0	0	0	0	0	0	0	0	0
First Downs	10	24	18	14	20	7	26	22	27	15	13	16	30	12	14	18	14
Rushing	3	6	8	1	6	1	12	7	8	4	4	5	8	6	2	1	3
Passing	5	14	8	12	13	5	12	14	18	10	9	6	18	4	10	16	8
Penalty	2	4	2	1	1	1	2	1	1	1	0	5	4	2	2	1	3
3rd Down Conv (M/A)	2-15	5-13	6-14	2-12	6-19	1-10	6-14	6-12	10-16	6-14	3-13	2-9	6-16	3-10	4-13	4-11	6-17
3rd Down Conv Pct	13%	38%	43%	17%	32%	10%	43%	50%	63%	43%	23%	22%	38%	30%	31%	36%	35%
4th Down Conv (M/A)	0-1	0-0	0-1	0-1	0-1	0-0	4-5	1-1	1-1	0-1	1-2	0-1	3-3	0-1	0-0	0-1	1-1
4th Down Conv Pct	0	0	0	0	0%	0	80%	100%	100%	0%	50%	0%	100%	0%	0%	0%	100%
Total Net Yards	153	373	293	284	416	106	339	386	395	255	249	131	442	241	198	426	243
Total Off. Plays	61	70	61	59	76	40	70	63	76	54	56	45	83	47	57	56	66
Avg. Gain Per Play	2.5	5.3	4.8	4.8	5.5	2.7	4.8	6.1	5.2	4.7	4.4	2.9	5.3	5.1	3.5	7.6	3.7
Net Yards Rushing	83	108	120	19	112	55	134	154	113	48	67	34	94	85	51	50	89
Total Rushing Plays	22	28	24	11	28	14	39	33	27	16	19	15	27	21	16	14	33
Avg. Gain Per Rush	3.8	3.9	5.0	1.7	4.0	3.9	3.4	4.7	4.2	3.0	3.5	2.3	3.5	4.0	3.2	3.6	2.7
Net Yards Passing	70	265	173	265	304	51	205	232	282	207	182	97	348	156	147	376	154
Times Sacked	6	0	3	1	5	11	1	0	1	1	3	3	3	1	4	0	1
Yards Lost on Sacks	28	0	19	9	38	66	7	0	10	4	12	34	29	1	34	0	6
Gross Yards Passing	98	265	192	274	342	117	212	232	292	211	194	131	377	157	181	376	160
Pass Attempts	33	42	34	47	43	15	30	30	48	37	34	27	53	25	37	42	32
Pass Completions	11	24	22	27	25	10	22	22	29	19	16	16	35	13	23	23	22
Completion Pct	33.3%	57.1%	64.7%	57.5%	58.1%	66.7%	73.3%	73.3%	60.4%	51.4%	47.1%	59.3%	66.0%	52.0%	62.2%	54.8%	68.8%
Avg. Gain Per Pass	1.8	6.3	4.7	5.5	6.3	2.0	6.6	7.7	5.8	5.4	4.9	3.2	6.2	6.0	3.6	9.0	4.7
Interceptions	2	0	1	1	1	0	0	0	0	0	0	0	1	1	2	3	0
Fumbles / Fum. Lost	1-0	1-0	1-0	1-1	1-0	1-0	1-1	1-0	0-0	0-0	1-1	2-1	1-0	0-0	2-1	0-0	1-1
Penalties	10	9	13	5	10	4	6	4	8	7	4	8	7	6	8	4	5
Penalty Yards	100	92	120	40	66	35	52	30	103	58	24	82	53	58	69	35	35
Punts	8	6	7	5	9	9	2	3	4	6	6	5	3	4	7	4	5
Gross Punting Average	49.6	40.2	41.0	41.2	50.2	41.7	44.0	45.7	37.5	41.8	44.7	50.4	37.0	40.8	41.6	45.0	35.4
Touchbacks	0	0	0	0	1	0	0	0	0	0	0	1	0	1	0	1	1
Inside20	3	4	3	1	3	3	0	2	1	1	1	3	2	1	2	0	0
Punts Blocked	0	0	0	0	0	0	0	0	0	0	0	0	0	0	0	0	0
Net Punting Average	42.9	40.5	39.3	40.4	41.4	36.1	40.0	38.0	30.8	39.5	31.5	45.6	18.7	35.8	39.1	40.0	31.4
Punt Returns	3	2	3	1	3	1	1	2	3	2	1	1	2	1	2	3	4
Punt Return Yards	19	24	31	3	23	0	12	21	17	46	-3	18	13	12	33	46	46
Punt Return Avg.	6.3	12.0	10.3	3.0	7.7	0.0	12.0	10.5	5.7	23.0	-3.0	18.0	6.5	12.0	16.5	15.3	11.5
Fair Catches	0	0	1	1	3	0	1	0	0	2	0	1	0	0	1	0	1
Kickoff Returns	5	3	2	4	0	1	1	1	1	2	2	0	0	4	2	4	2
Kickoff Return Yards	165	56	41	80	0	20	16	14	31	35	44	0	0	90	45	108	78
Kickoff Return Avg.	33.0	18.7	20.5	20.0	0	20.0	16.0	14.0	31.0	17.5	22.0	0.0	0.0	22.5	22.5	27.0	39.0
Time of Possession	24:46	31:50	29:46	24:57	36:16	22:26	33:31	34:01	36:29	21:51	25:48	20:21	37:00	22:50	28:35	21:30	33:40